



# KENTUCKY

## 2015-16 MEN'S BASKETBALL

### SCHEDULE/RESULTS (19-6, 9-3 SEC)

Date	Opponent	Time/Result
N. 2	<sup>1</sup> OTTAWA	W, 117-58
N. 6	<sup>1</sup> KENTUCKY STATE	W, 111-58
N.13	<sup>1</sup> ALBANY	W, 78-65
N.14	<sup>1</sup> NIJT	W, 87-57
N. 17	<sup>2</sup> vs. No. 5/4 Duke	W, 74-63
N. 20	WRIGHT STATE	W, 78-63
N. 24	<sup>1</sup> BOSTON UNIVERSITY	W, 82-62
N. 27	<sup>3</sup> vs. South Florida	W, 84-63
N. 30	ILLINOIS STATE	W, 75-63
D. 3	at UCLA	L, 87-77
D. 9	EASTERN KENTUCKY	W, 88-67
D. 12	ARIZONA STATE	W, 72-58
D. 19	<sup>4</sup> Ohio State	L, 74-67
D. 26	No. 16/15 LOUISVILLE	W, 75-73
J. 2	<sup>1</sup> OLE MISS	W, 83-61
J. 5	<sup>1</sup> at LSU	L, 85-67
J. 9	<sup>1</sup> at Alabama	W, 77-61
J. 12	<sup>1</sup> MISSISSIPPI STATE	W, 80-74
J. 16	<sup>1</sup> at Auburn	L, 75-70
J. 21	<sup>1</sup> at Arkansas	W, 80-66
J. 23	<sup>1</sup> VANDERBILT	W, 76-57
J. 27	<sup>1</sup> MISSOURI	W, 88-54
J. 30	<sup>5</sup> at No. 4/3 Kansas	L, 90-84 (OT)
F. 2	<sup>1</sup> at Tennessee	L, 84-77
F. 6	<sup>1</sup> FLORIDA	W, 80-61
F. 9	<sup>1</sup> GEORGIA	W, 82-48
F. 13	<sup>1</sup> at No. RV/20 S. Carolina	W, 89-62
F. 18	<sup>1</sup> TENNESSEE	7 p.m.
F. 20	<sup>1</sup> at Texas A&M	6:30 p.m.
F. 23	<sup>1</sup> ALABAMA	7 p.m.
F. 27	<sup>1</sup> at Vanderbilt	4 p.m.
M.	<sup>1</sup> at Florida	7 p.m.
M. 5	<sup>1</sup> LSU	2 p.m.
M. 9-13	<sup>6</sup> SEC Tournament	TBA

All Times Eastern; HOME GAMES in BOLD CAPS  
 All dates and times are subject to change  
 ^-Exhibition Games; \*-Conference Games;  
 1-Hoophall Miami Invitational (Rupp Arena, Lexington, Ky.);  
 2-Champions Classic (United Center, Chicago);  
 3-Hoophall Miami Invitational (American Airlines Arena, Miami);  
 4-CBS Sports Classic (Barclays Center, Brooklyn, N.Y.);  
 5-Big 12/SEC Challenge (Allen Fieldhouse, Lawrence, Kan.);  
 6-SEC Tournament (Bridgestone Arena, Nashville, Tenn.)

## TENNESSEE Volunteers (12-13, 5-7) at No. 14/14 KENTUCKY Wildcats (19-6, 9-3)

Thursday, Feb. 18 • 7 p.m. • Rupp Arena (23,000) • Lexington, Ky.

### THE MATCHUP | #UTvsUK








**About the Series**  
**All-Time Record:** UK leads 151-68  
**Last Meeting:** Tennessee won 84-77 (2/2/2016)  
**Streak:** Tennessee has won one



**Head Coach:** John Calipari  
**Overall On-Court Record:** 654-184 (.780)  
**Record at Kentucky:** 209-44 (.826)  
**Calipari's Record vs. Tennessee:** 12-6

**Head Coach:** Rick Barnes  
**Overall On-Court Record:** 616-327 (.653)  
**Record at Tennessee:** 12-13 (.480)  
**Barnes' Record vs. Kentucky:** 2-2

### UK PROBABLE LINEUP (BASED OFF LAST OUTING)

<b>00</b>	 <b>Marcus Lee</b> Jr. / F / 6-9 / 224 Antioch, Calif.	<ul style="list-style-type: none"> <li>Leads team with .655 field-goal percentage</li> <li>Team leader with 43 blocks on the season</li> <li>Nine double-figure scoring games</li> </ul>
<b>3</b>	 <b>Tyler Ulis</b> So. / G / 5-9 / 160 Chicago	<ul style="list-style-type: none"> <li>Leads SEC in assists with a 6.7 average</li> <li>Bob Cousy Point Guard of the Year finalist</li> <li>Averaging 23.0 pts., 8.5 assists vs. ranked foes</li> </ul>
<b>13</b>	 <b>Isaiah Briscoe</b> Fr. / G / 6-3 / 202 Newark, N.J.	<ul style="list-style-type: none"> <li>Scored in double figures in 13 games</li> <li>Averaging 9.8 points and 3.4 assists per game</li> <li>Dished out 3+ assists in eight straight games</li> </ul>
<b>23</b>	 <b>Jamal Murray</b> Fr. / G / 6-4 / 207 Kitchener, Ontario	<ul style="list-style-type: none"> <li>Averaging team-high 18.8 points per game</li> <li>UK freshman single-game record 35 pts. vs. UF</li> <li>Hit a 3-pointer in every game this season</li> </ul>
<b>35</b>	 <b>Derek Willis</b> Jr. / F / 6-9 / 220 Mt. Washington, Ky.	<ul style="list-style-type: none"> <li>Averaging career-high 7.3 points per game</li> <li>10.3 ppg and 7.4 rebounds in last eight games</li> <li>Led team in rebounding in six of last nine</li> </ul>

### TV AND RADIO INFO

**TV: ESPN**  
 Joe Tessitore (PxP)  
 Sean Farnham (Analyst)   
 Seth Greenberg (Sideline)

**Radio: UK Radio Network**  
 Tom Leach (PxP)  
 Mike Pratt (Analyst)   
 Matt Jones (Sideline)

**Satellite Radio:**  
 Sirius Channel | XM Channel  
 83 | 190

### WHAT YOU NEED TO KNOW

- Tyler Ulis dished out a career-high 12 assists at South Carolina. He's had four or more assists in a UK-record 18 straight games
- Ulis notched his team-leading fourth double-double of the year with career highs in points (27) and assists (12) at South Carolina
- In UK's three-game winning streak, UK is limiting opponents to a .316 field-goal percentage, 34.3 rebounds per game and 57.0 points per game. UK's victory margin is 26.7 points
- Jamal Murray has hit a 3-pointer in every game this season and has scored in double figures in 23 straight games
- Marcus Lee broke out for 11 points and a career-high 13 rebounds in UK's win at South Carolina
- John Calipari is seeking his 22nd straight 20-win season

### BY THE NUMBERS

- 2,197**  
National all-time wins leader
- 34**  
Game winning streak in Rupp Arena for the Cats
- 10**  
Games Jamal Murray has topped 20 points this year
- 7.6**  
Assists per game for Tyler Ulis in SEC play

## 2015-16 ROSTER

No.	Name	Pos.	Ht.	Wt.	Cl.	Hometown (Previous School)
00	Marcus Lee	F	6-9	224	Jr.	Antioch, Calif. (Deer Valley)
1	Skal Labissiere	F	6-11	225	Fr.	Port-au-Prince, Haiti (Lausanne Collegiate)
3	Tyler Ulis	G	5-9	160	So.	Chicago (Marian Catholic)
4	Charles Matthews	G	6-6	189	Fr.	Chicago (Saint Rita)
10	Jonny David	G	6-2	175	Fr.	Pittsburgh (Mt. Lebanon)
11	Mychal Mulder	G	6-4	185	Jr.	Windsor, Ontario (Vincennes University)
13	Isaiah Briscoe	G	6-3	202	Fr.	Newark, N.J. (Roselle Catholic)
14	Tai Wynyard	F	6-10	255	Fr.	Auckland, New Zealand (Rangitoto College)
15	Isaac Humphries	F	7-0	260	Fr.	Sydney, Australia (La Lumiere School)
22	Alex Poythress	F	6-8	230	Sr.	Clarksville, Tenn. (Northeast)
23	Jamal Murray	G	6-4	207	Fr.	Kitchener, Ontario (Athlete Institute)
24	EJ Floreal	G	6-4	203	Jr.	Palo Alto, Calif. (Dunbar)
25	Dominique Hawkins	G	6-0	190	Jr.	Richmond, Ky. (Madison Central)
32	Dillon Pulliam	G	6-3	180	So.	Cynthiana, Ky. (Transylvania University)
35	Derek Willis	F	6-9	220	Jr.	Mt. Washington, Ky. (Bullitt East)

## COACHING STAFF

**Head Coach:** John Calipari (Clarion, 1982)  
**Associate Head Coach:** Kenny Payne (Louisville, 2003)  
**Assistant Coach:** Tony Barbee (UMass, 1993)  
**Assistant Coach:** John Robic (Denison, 1986)  
**Special Asst. to the Head Coach:** Joel Justus (UNC Wilmington, 2004)  
**Associate AD/Basketball Operations:** Chris Woolard (UCLA, 1997)  
**Asst. Strength Coach:** Robert Harris (Kentucky State, 2009)  
**Athletic Trainer:** Chris Simmons (Memphis, 2002)

## PRONUNCIATION GUIDE

EJ FLOREAL (FLO-RE-AL)  
 DOMINIQUE Hawkins (DOM-A-NEEK)  
 SKAL LABISSIERE (S-CAL) (LAH-BISS-E-AIR) (like michael)  
 MYCHAL Mulder (POY-THRESS)  
 Alex POYTHRESS (POY-THRESS)  
 Tyler ULIS (YOU-LIS)  
 Tai Wynyard (TIE) (WIN-YARD)  
 John CALIPARI (CAL-A-PEAR-EE)

## 2015-16 TV CHART



**00**  
**Marcus Lee**  
 Jr. / F / 6-9 / 224  
 Antioch, Calif.



**1**  
**Skal Labissiere**  
 Fr. / F / 6-11 / 225  
 Port-au-Prince, Haiti




**3**  
**Tyler Ulis**  
 So. / G / 5-9 / 160  
 Chicago



**4**  
**Charles Matthews**  
 Fr. / G / 6-6 / 189  
 Chicago



**10**  
**Jonny David**  
 Fr. / G / 6-2 / 175  
 Pittsburgh




**11**  
**Mychal Mulder**  
 Jr. / G / 6-4 / 185  
 Windsor, Ontario



**13**  
**Isaiah Briscoe**  
 Fr. / G / 6-3 / 202  
 Newark, N.J.



**14**  
**Tai Wynyard**  
 Fr. / F / 6-10 / 255  
 Auckland, New Zealand




**15**  
**Isaac Humphries**  
 Fr. / F / 7-0 / 260  
 Sydney, Australia



**22**  
**Alex Poythress**  
 Sr. / F / 6-8 / 230  
 Clarksville, Tenn.



**23**  
**Jamal Murray**  
 Fr. / G / 6-4 / 207  
 Kitchener, Ontario




**24**  
**EJ Floreal**  
 Jr. / G / 6-4 / 203  
 Palo Alto, Calif.



**25**  
**Dominique Hawkins**  
 Jr. / G / 6-0 / 190  
 Richmond, Ky.



**32**  
**Dillon Pulliam**  
 So. / G / 6-3 / 180  
 Cynthiana, Ky.



**35**  
**Derek Willis**  
 Jr. / F / 6-9 / 220  
 Mt. Washington, Ky.



**John Calipari**  
 Head Coach  
 Seventh Season



**Kenny Payne**  
 Associate Head  
 Coach  
 Sixth Season



**Tony Barbee**  
 Assistant Coach  
 First Season



**John Robic**  
 Assistant Coach  
 Seventh Season

# WEEKLY MEDIA SCHEDULE - FEB. 15, 2016- FEB. 28, 2016\*\*\*

<b>Monday - 15</b> SEC teleconference Calipari Radio Show	<b>Tuesday - 16</b>	<b>Wednesday - 17</b> Media availability at the Craft Center	<b>Thursday - 18</b> vs. Tennessee 7 p.m. ET   ESPN	<b>Friday - 19</b> Media availability Depart for College Station	<b>Saturday - 20</b> at Texas A&M 6:30 p.m. ET   ESPN	<b>Sunday - 21</b>
<b>Monday - 22</b> SEC teleconference Calipari Radio Show Media availability at the Craft Center	<b>Tuesday - 23</b> vs. Alabama 7 p.m. ET   ESPN/ ESPNU/SEC Network	<b>Wednesday - 24</b>	<b>Thursday - 25</b> vs. Tennessee 7 p.m. ET ESPN	<b>Friday - 26</b> Media availability at the Craft Center Depart for Nashville	<b>Saturday - 27</b> at Vanderbilt 4 p.m. ET CBS	<b>Sunday - 28</b>

\*\*\*schedule is tentative and subject to change

## MEDIA INFO

### Quick Facts

Location: Lexington, Ky.  
 Founded: 1865  
 Enrollment: 30,000  
 Nickname: Wildcats  
 Colors: Blue (PMS 286) and White  
 Conference: Southeastern  
 Arena: Rupp Arena  
 Capacity: 23,000  
 President: Dr. Eli Capilouto  
 Athletics Director: Mitch Barnhart  
 Faculty Representative: Joseph L. Fink III

### Media Relations

MBB Contact: Eric Lindsey  
 Email: eric.lindsey@uky.edu  
 Phone: 859.619.0944  
 \*Calipari interviews, MBB contact

Secondary Contact: Deb Moore  
 Email: deb.moore@uky.edu  
 Phone: 859.559.5781  
 \*Player interviews, game-day contact, credentials

Asst. Contact: Jake Most  
 Email: jake.most@uky.edu  
 Phone: 516.996.3229

Assistant AD for Media Relations:  
 Tony Neely

Office Coordinator: Stephanie Guy  
 Email: stephanie.guy@uky.edu  
 Phone: 859.257.3838  
 Media will call, credentials

The UK Media Relations office is located in the Joe Craft Center. Office hours are 8 a.m. - 5 p.m. (M-F).

338 Lexington Ave.  
 Lexington, KY 40506

## IMPORTANT INFORMATION

### CREENTIAL REQUESTS

Requests for single-game credentials should be made as far in advance as possible and no later than five days prior to game day online at [sportssystem.com/Kentucky](http://sportssystem.com/Kentucky).

### CREENTIAL CRITERIA

The University of Kentucky's decision to issue credentials to a media outlet for the purposes of covering a UK basketball home or away event is determined by a variety of factors. They include the following:

- Amount of coverage given to Kentucky throughout the season
- Intention/ability to cover all 22 sports at Kentucky
- Distribution/size of publication: free, subscription, sale on newsstands, website traffic, etc.
- Radio or TV station program format and size of audience
- Length of existence of the publication, amount of original copy generated, number of full-time employees of the publication and the journalistic experience of the reporter(s)
- Attendance at Kentucky media sessions, including Olympic sport opportunities
- Space availability
- Professionalism, which includes but is not limited to conduct at games, press conferences, practices, on social media, etc.

The University of Kentucky has the right to revoke credentials under its own discretion.

### INTERVIEW POLICIES-GENERAL

All interviews with University of Kentucky basketball players or staff members must be arranged through the Media Relations office. Media should never contact a player or coach directly.

The Wildcat Coal Lodge, dormitories, team locker rooms and other team quarters are private team areas. Media members are not permitted in these areas unless accompanied by appropriate university personnel.

### PRACTICE/PRESS CONFERENCES

Other than announced exceptions, UK basketball practices are closed to the media. UK will accept requests to attend practice. All requests must be made by 10 a.m. on the day of the practice. In cases in which practices are open to the media, no cell phones are allowed in the practice facility.

Player interviews are conducted prior to practices the day before a game and will be available to all UK media in the Joe Craft Center lower-level lobby. UK will accept requests for player interviews, but they must be submitted 24 hours prior to the scheduled availability.

Coach John Calipari or an assistant coach will meet with members of the media immediately following player interviews in the lower level lobby of the Joe Craft Center.

Gameday shoot-arounds are closed to the media.

### TELEPHONE PLAYER INTERVIEWS

Telephone interviews are available to the media on a call-back basis. Individual player and coach telephone numbers will not be given to members of the media.

Players are instructed not to conduct interviews when contacted directly by telephone. The UK Media Relations Office will arrange for telephone interviews at a time most convenient for the student-athlete.

Other special requests are handled on a case-by-case basis.

### POSTGAME INTERVIEWS

Following each game, there is a 20-minute cooling-off period, during which time the players shower and dress. Approximately 10 minutes after the game ends, Coach Calipari conducts his postgame press conference while a player is taken to the UK Sports Network.

Following Coach Calipari's press conference and the cooling-off period, selected UK players are brought to the media interview room.

## SOCIAL MEDIA CENTER

### Official Team News and Connections

Twitter: @KentuckyMBB  
 Facebook: /KentuckyMBB  
 Instagram: @KentuckyMBB  
 Periscope: @KentuckyMBB

Official UK Athletics: @UKAthletics  
 CoachCal.com: @CoachCalDotCom

John Calipari: @UKCoachCalipari

### Player

Isaiah Briscoe  
 Jonny David  
 EJ Floreal  
 Dominique Hawkins  
 Isaac Humphries  
 Skal Labissiere  
 Marcus Lee  
 Charles Matthews  
 Mychal Mulder  
 Jamal Murray  
 Alex Poythress  
 Dillon Pulliam  
 Tyler Ulis  
 Derek Willis  
 Tai Wynyard

### Twitter

@ZayBriscoe  
 @j david010  
 @Eddie\_Bounce24  
 @Dhawk\_25  
 @IsaacHumphries7  
 @OneBigHaitian  
 @JustMarcusLee  
 @\_JustCharles\_  
 @MychalMulder  
 @BeMore27  
 @AlextheGreat22  
 @DPull32  
 @tulis3  
 @derek\_willis33  
 @WynyardTai

### Instagram

@zaaay\_  
 @j david010  
 @eddie\_bounce24  
 @dhawk\_25  
 @isaachumphries7  
 @skallywally  
 @justmarcuslee  
 @just.charles  
 @mikemulder11  
 @jmgltxh27  
 @alexthegreat22  
 @dpull32  
 @tulis3  
 @dxw\_33  
 @taiwynyard

## THE POLLS

### AP Top 25 Feb. 15

Rk.	Team (First-Place Votes)
1.	Villanova (44)
2.	Kansas (21)
3.	Oklahoma
4.	Iowa
5.	North Carolina
6.	Maryland
7.	Virginia
8.	Xavier
8.	Michigan State
10.	West Virginia
11.	Miami (Fla.)
12.	Arizona
13.	Iowa State
14.	<b>Kentucky</b>
15.	Dayton
16.	Oregon
17.	Purdue
18.	Louisville
19.	Notre Dame
20.	Duke
21.	SMU
22.	Indiana
23.	Providence
24.	Texas
25.	Baylor

**Others Receiving Votes:** Texas A&M, Utah, Saint Joseph's, Wisconsin, South Carolina, Southern California, Michigan, Syracuse, Wichita State, Stony Brook, Monmouth, California, Hawaii, NC-Wilmington, San Diego State, Yale, Cincinnati

### USA Today Coaches Feb. 15

Rk.	Team (First-Place Votes)
1.	Villanova (25)
2.	Kansas (7)
3.	Oklahoma
4.	North Carolina
5.	Maryland
6.	Iowa
7.	Xavier
8.	Virginia
9.	Michigan State
10.	Miami (Fla.)
11.	West Virginia
12.	Arizona
13.	Dayton
14.	<b>Kentucky</b>
15.	Iowa State
16.	Purdue
17.	Oregon
18.	Notre Dame
19.	Duke
20.	Providence
21.	Indiana
22.	Baylor
23.	South Carolina
24.	Texas A&M
25.	Texas

**Others Receiving Votes:** Utah, Wisconsin, Wichita State, Michigan, Gonzaga, Southern California, Saint Joseph's, Pittsburgh, California, St. Mary's, LSU, Seton Hall, Hawaii, Florida, Texas Tech, Syracuse, Monmouth, Ston Brook, Valparaiso

## UK'S WEEKLY RANKINGS

DATE	AP	Coaches	RPI
Preseason	2	1	-
Nov. 16	2	2	-
Nov. 23	1	1	-
Nov. 30	1	1	19
Dec. 7	5	4	26
Dec. 14	4	4	12
Dec. 21	12	11	29
Dec. 28	10	11	12
Jan. 4	9	8	7
Jan. 11	14	13	9
Jan. 18	23	19	20
Jan. 25	20	19	16
Feb. 1	20	19	18
Feb. 8	22	21	19
Feb. 15	14	14	13

## THE SOUTHEASTERN CONFERENCE

### SEC Standings (Through Feb. 15)

Team	SEC (Pct.)	GB	Overall (Pct.)
Kentucky	9-3 (.750)	0.0	19-6 (.760)
LSU	9-3 (.750)	0.0	16-9 (.640)
S. Carolina	8-4 (.667)	1.0	21-4 (.840)
Florida	7-5 (.583)	2.0	16-9 (.640)
Georgia	7-5 (.583)	2.0	14-9 (.609)
Texas A&M	7-5 (.583)	2.0	18-7 (.720)
Vanderbilt	7-5 (.583)	2.0	15-10 (.600)
Alabama	6-6 (.500)	3.0	15-9 (.625)
Ole Miss	6-6 (.500)	3.0	16-9 (.640)
Arkansas	5-7 (.417)	4.0	12-13 (.480)
Tennessee	5-7 (.417)	4.0	12-13 (.480)
Auburn	3-9 (.250)	6.0	9-15 (.375)
Mississippi St.	3-9 (.250)	6.0	10-14 (.417)
Missouri	2-10 (.167)	7.0	9-16 (.360)

### This Week in the SEC

**Thursday, Feb. 18**  
Tennessee at Kentucky **ESPN 7 p.m.**

**Saturday, Feb. 20**  
Florida at S. Carolina **SEC Noon**  
Georgia at Vanderbilt **ESPN2 Noon**  
Mississippi St. at Alabama **SEC 2:30 p.m.**  
Ole Miss at Auburn **SEC 5 p.m.**  
LSU at Tennessee **ESPNU 5:30 p.m.**  
**Kentucky at Texas A&M ESPN 6:30 p.m.**  
Missouri at Arkansas **SEC 7:30 p.m.**

**Tuesday, Feb. 23**  
Alabama at Kentucky **ESPN 7 p.m.**  
LSU at Arkansas **ESPNU 7 p.m.**  
Vanderbilt at Florida **SEC 7 p.m.**  
Missouri at Ole Miss **SEC 9 p.m.**

**Wednesday, Feb. 24**  
Georgia at Auburn **SEC 7 p.m.**  
Miss. St. at Texas A&M **ESPN2 7 p.m.**  
Tennessee at S. Carolina **SEC 9 p.m.**

**Saturday, Feb. 27**  
Ole Miss at Georgia **SEC Noon**  
S. Carolina at Miss. State **SEC 2:30 p.m.**  
**Kentucky at Vanderbilt CBS 4 p.m.**  
Texas A&M at Missouri **ESPNU 4 p.m.**  
Auburn at Alabama **SEC 5 p.m.**  
Arkansas at Tennessee **SEC 7:30 p.m.**  
Florida at LSU **ESPN/2 TBD**

**Tuesday, March 1**  
**Kentucky at Florida ESPN 7 p.m.**  
Tennessee at Vanderbilt **SEC 7 p.m.**  
Texas A&M at Auburn **ESPNU 9 p.m.**  
Missouri at LSU **SEC 9 p.m.**

**Wednesday, March 2**  
Mississippi St. at Ole Miss **SEC 7 p.m.**  
Arkansas at Alabama **SEC 9 p.m.**

### Kentucky in the SEC and NCAA Stats (Through Feb. 15)

#### TEAM

CATEGORY	SEC [NCAA] (STAT)
Scoring.....	3rd [53rd] (78.8)
Scoring Defense.....	4th [64th] (66.9)
Scoring Margin .....	1st [28th] (+11.9)
Free Throw % .....	9th [263rd] (.672)
Field Goal % .....	1st [33rd] (.476)
Field Goal % Def. ....	3rd [21st] (.394)
3-Pt. Field Goal % .....	6th [173rd] (.345)
3-Pt. FG % Def. ....	4th [83rd] (.327)
Rebounding Offense.....	4th [61st] (38.9)
Rebounding Defense .....	1st [33.0]
Rebounding Margin.....	2nd [36th] (+5.9)
Blocked Shots Per Game .....	1st [10th] (5.7)
Assists Per Game .....	5th [127th] (14.0)
Steals Per Game .....	8th [157th] (6.2)
Turnover Margin .....	7th [101st] (+1.3)
Assist/TO Ratio .....	6th [105th] (1.2)
Offensive Rebs Per Game .....	3rd [28th] (13.4)
Defensive Rebs Per Game .....	9th [165th] (25.4)
Defensive Rebound Pct. ....	10th (.688)
Offensive Rebound Pct. ....	2nd (.386)
3-Point FG Made Per Game....	10th [220th] (6.4)

#### INDIVIDUAL

PLAYER	SEC [NCAA] (STAT)
--------	-------------------

**3-Point Field Goals Per Game**  
Jamal Murray.....2nd [24th] (3.0)

**3-Point Field-Goal Percentage**  
Jamal Murray..... 2nd [63rd] (.400)

**Assists Per Game**  
Tyler Ulis..... 1st [10th] (6.7)

**Assist-to-Turnover Ratio**  
Tyler Ulis..... 1st [9th] (3.6)  
Isaiah Briscoe..... 12th [247th] (1.6)

**Blocked Shots Per Game**  
Marcus Lee ..... 8th [76th] (1.72)  
Skal Labissiere ..... 9th [84th] (1.64)

**Double-Doubles**  
Tyler Ulis..... 12th [209th] (4)

**Field-Goal Percentage**  
Tyler Ulis..... 9th [203rd] (.447)  
Jamal Murray..... 11th [238th] (.435)

**Free-Throw Percentage**  
Tyler Ulis.....2nd [39th] (.862)

**Minutes Per Game**  
Tyler Ulis..... 1st [33rd] (36.3)  
Jamal Murray.....4th [102nd] (34.2)  
Isaiah Briscoe..... 10th (31.6)

**Offensive Rebounds Per Game**  
Marcus Lee ..... 7th [111th] (2.7)

**Points Per Game**  
Jamal Murray..... 4th [53rd] (18.8)  
Tyler Ulis.....6th [141st] (16.7)

**Rebounds Per Game**  
Alex Poythress ..... 15th (6.6)  
Marcus Lee ..... 16th (6.3)

**Steals Per Game**  
Tyler Ulis.....5th [131st] (1.5)

# TYLER ULIS

SOPHOMORE GUARD



ALL-AMERICA CANDIDATE



23.0

Points per game vs.  
ranked opponents

3.6

Assist-to-turnover ratio,  
first in the SEC and  
ninth nationally

11

20-point, five-assist  
games, a school record

8.5

Assists per game vs.  
ranked opponents

# JAMAL MURRAY

FRESHMAN GUARD



ALL-AMERICA CANDIDATE



18.8

Points per game, the  
highest in the Cal era

23

Straight games in  
double figures

35

Points vs. Florida,  
tied for the most by a  
freshman in UK history

76

3-pointers, ranked  
fourth among all  
freshmen nationally

## HONORING THE CATS

### Isaiah Briscoe

- SEC Freshman of the Week (12/7/15)
- Wayman Tisdale Preseason Watch List

### Skal Labissiere

- SEC Co-Freshman of the Week (11/16/15)
- Preseason All-SEC First Team (Media)
- Preseason All-SEC First Team (Coaches)
- CBSsports.com Preseason All-America First Team
- Sporting News Preseason All-America Second Team
- John R. Wooden Award Preseason Watch List
- Wayman Tisdale Preseason Watch List
- Oscar Robertson Preseason Watch List
- Naismith Trophy Preseason Watch List
- Kareem Abdul-Jabbar Award Preseason Watch List

### Marcus Lee

- Allstate Good Works Nominee
- SEC Representative at 2016 NCAA Leadership Forum

### Jamal Murray

- SEC Freshman of the Week (2/15/16)
- Naismith Trophy Midseason List
- SEC Freshman of the Week (1/25/16)
- Wayman Tisdale Award Midseason Watch List
- John R. Wooden Award Midseason Watch List
- SEC Freshman of the Week (12/14/15)
- Miami Hoophall Invite Most Valuable Player
- Sporting News Preseason All-America Third Team
- CBSsports.com Preseason All-America Second Team
- Preseason All-SEC Second Team (Coaches)
- John R. Wooden Award Preseason Watch List
- Wayman Tisdale Preseason Watch List
- Oscar Robertson Preseason Watch List
- Naismith Trophy Preseason Watch List

### Alex Poythress

- CoSIDA Academic All-District
- Senior CLASS Award Candidate
- Preseason All-SEC Second Team (Media)
- Preseason All-SEC Second Team (Coaches)
- Julius Erving Award Preseason Watch List

### Tyler Ulis

- ESPN National Player of the Week (2/15/16)
- SEC Player of the Week (2/15/16)
- Naismith Trophy Midseason List
- John R. Wooden Award Late Season Top 20 List
- Bob Cousy Award Finalist
- Oscar Robertson Trophy Midseason Watch List
- John R. Wooden Award Midseason Watch List
- SEC Player of the Week (12/28/15)
- College Basketball Talk (NBC Sports) National Player of the Week (12/28/15)
- SEC Co-Player of the Week (11/23/15)
- Preseason All-SEC First Team (Media)
- Preseason All-SEC First Team (Coaches)
- John R. Wooden Award Preseason Watch List
- Oscar Robertson Preseason Watch List
- Naismith Trophy Preseason Watch List
- Lute Olson Award Preseason Watch List
- Bob Cousy Award Preseason Watch List

## 2015-16 SEASON NOTES

### Murray-Ulis the Top Scoring Duo in the Country in League Play

Jamal Murray and Tyler Ulis are proving to be two of the best scoring guards in the country. Combined in league play, they are *the* best.

Through games on Feb. 14, Murray and Ulis are averaging 40.8 points per game in conference play, more than any other duo in the major conferences, which includes the Power 5 conferences and the American and the Big East.

Together, Murray and Ulis have combined for 16 20-point games in SEC play alone.

Rank	Duo	Team	Conference	Combined PPG
1.	Jamal Murray & Tyler Ulis	Kentucky	SEC	40.8
2.	Buddy Hield & Isaiah Cousins	Oklahoma	Big 12	40.0
3.	Kris Dunn & Ben Bentil	Providence	Big East	39.6
4.	Anthony Barber & Abdul Malik Abu	NC State	ACC	39.2
5.	Grayson Allen & Brandon Ingram	Duke	ACC	39.2

### Kentucky Answers from Adversity with Most Complete Game of Season

Adversity struck hard Saturday in Columbia, S.C., with a John Calipari ejection moments into the game, a hostile crowd and first-half foul trouble for the Wildcats' frontcourt. Kentucky hit back with its most complete performance of the season.

Inspired by their head coach's dismissal less than three minutes into the game, UK jumped on the Gamecocks early and often for a dominating 89-62 victory at Colonial Life Arena. With the marvelous Tyler Ulis leading the way, UK handed the Gamecocks their first loss of the season at home and improved to 3-1 in games vs. ranked opponents (Associated Press Top 25 or USA Today Coaches' Poll).

Ulis continued his All-America campaign and pushed himself into the national player of year race with his finest performance to date. Given the reins to the offense, Ulis responded with careers highs in points (27) and assists (12). Ulis dazzled with a 7-of-14 shooting performance, including three field goals as the shot clock expired.

The Wildcats used 11 3-pointers -- the third straight game UK has made at least 10 treys -- and six dunks to build a 42-27 halftime lead and eventually as big as a 34-point margin in the second half.

Freshman guard Jamal Murray added 26 points and junior forward Marcus Lee recorded his third double-double (11 points, 13 rebounds) of the season and the first since the Illinois State game on Nov. 30.

- UK has won its last three games by an average margin of 26.7 points
- The Wildcats limited South Carolina to 62 points, improving to 130-5 (.963) under Calipari when holding the opponent to 63 or fewer points
- UK also held South Carolina to 32.7 percent from the floor, moving to 10-0 this season when keeping the opponent to less than 38 percent from the field
- Ulis' double-double was the fourth of the season and his second in the last three games
- The 27-point, 12-assist game pushed Ulis' school record of 20-point, five-assist games to 11
- Ulis tied his career high with four made 3-pointers
- With 12 assists, Ulis became the first player in school history with at least four assists in 18 straight games, breaking Roger Harden's previous mark of 17 in 1985-86
- Murray notched his 10th game with at least 20 points and extended his double-figure scoring streak to 23 games
- Murray tied Darius Miller for the Calipari era record for the most consecutive games with a 3-point field goal at 25 games
- Freshman Isaiah Briscoe scored 10 points, his 13th double-figure game of the season, while dishing out three or more assists in his eighth straight outing

### Ulis, Murray Sweep SEC Awards

After combining for 53.2 percent of Kentucky's scoring in dominant victories over Georgia and South Carolina, Tyler Ulis was named Southeastern Conference Player of the Week and Jamal Murray was tabbed SEC Freshman of the Week. Ulis was also named ESPN's National Player of the Week.

Ulis earned his third SEC Player of the Week honor, while Murray has now garnered a team-leading three SEC Freshman of the Week honors. Ulis' ESPN National Player of the Week honor is the team's first of the season and the first since James Young claimed the honor on Dec. 30, 2013. Kentucky leads the league with eight total honors.

Ulis averaged 20.5 points, 10.0 assists and 2.5 steals in leading the Wildcats to a 2-0 week, including a victory over the South Carolina Gamecocks, who were ranked No. 20 in the USA Today Coaches' Poll and in a tie with the Wildcats for first place in the SEC heading into Saturday's game in Columbia, S.C.

Murray averaged a team-high 25.0 points per game in the two dominating victories this week, which included 10 made 3-pointers.

### Poythress Out with Right Knee Injury

Following the Georgia game, head coach John Calipari announced that senior forward Alex Poythress will be out approximately two weeks with a right knee injury. It is not the knee in which he had surgically repaired for a torn ACL a season ago.

Poythress has missed the last two games with the injury after averaging 12.8 points in the previous four outings. The senior is averaging 10.0 points and 6.6 rebounds this season and recently became just the 15th player in school history with 800 points, 500 rebounds and 70 blocks in a career. He leads UK in games played (103) and games started (54).

Kentucky will continue with the "next man up" mantra it has worn all season long. The Wildcats have played without a scholarship player because of injury or illness in 17 of 25 games this season.

### From Wildcats to NBA All-Stars

Further proving the notion that the Kentucky men's basketball program helps prepare its players for the NBA better than any other school, three former Wildcats -- DeMarcus Cousins, Anthony Davis, and John Wall -- were selected for the 2016 NBA All-Star Game as reserves. No college had more than two representatives in the NBA All-Star Game.

Davis led the West All-Stars to a 196-173 win with 24 points on 12-of-13 shooting and six rebounds. Wall added 22 points on 10-of-14 shooting with three assists, while Cousins posted 11 points on a perfect 5-of-5 night from the floor.

It was the third All-Star appearances for Davis and Wall, while Cousins will make his second straight appearance.

## 2015-16 LEAD-DEFICIT COMPARISON

Opponent	Biggest Lead	Biggest Deficit	Biggest Run	Changes	Ties	Led	Trailed	Result
OTTAWA	59 (2nd)	N/A	16-0	0	0	39:47	0:00	UK won 117-58
KENTUCKY STATE	53 (2nd)	N/A	22-0	0	0	39:12	0:00	UK won 111-58
ALBANY	21 (2nd)	N/A	12-2	0	0	38:35	0:00	UK won 78-65
NJIT	34 (2nd)	6 (1st)	15-2	1	2	30:05	6:59	UK won 87-57
vs. Duke	16 (2nd)	2 (1st)	8-0	2	6	33:20	0:05	UK won 74-63
WRIGHT STATE	20 (2nd)	N/A	10-3	0	0	39:08	0:00	UK won 78-63
BOSTON	24 (2nd)	1 (1st)	18-2	2	0	39:17	0:26	UK won 82-62
vs. South Florida	31 (2nd)	2 (1st)	17-0	1	2	37:09	0:39	UK won 84-63
ILLINOIS STATE	16 (2nd)	6 (1st)	10-0	3	6	25:27	9:41	UK won 75-63
at UCLA	2 (1st)	15 (2nd)	5-0	1	1	0:30	38:10	UCLA won 87-77
EKU	21 (2nd)	N/A	12-0	0	0	39:42	0:00	UK won 88-67
ARIZONA STATE	23 (2nd)	1 (1st)	10-0	2	3	37:55	0:44	UK won 88-67
vs. Ohio State	3 (1st)	16 (2nd)	7-0	3	1	2:37	35:31	OSU won 74-67
LOUISVILLE	16 (2nd)	5 (1st)	22-2	3	5	30:22	6:53	UK won 75-73
OLE MISS	29 (2nd)	2 (1st)	21-3	2	2	36:59	0:22	UK won 83-61
at LSU	2 (1st)	18 (2nd)	6-0	1	1	0:21	37:15	LSU won 85-67
at Alabama	19 (2nd)	N/A	12-2	0	0	39:43	0:00	UK won 77-61
MISSISSIPPI ST.	20 (2nd)	5 (1st)	13-0	1	2	36:59	1:55	UK won 80-74
at Auburn	12 (2nd)	7 (2nd)	10-0	11	11	23:32	10:58	Auburn won 75-70
at Arkansas	18 (2nd)	1 (1st)	10-3	1	1	38:45	0:28	UK won 80-66
VANDERBILT	23 (2nd)	N/A	12-2	0	0	39:46	0:00	UK won 76-57
MISSOURI	41 (2nd)	2 (1st)	20-0	1	0	39:02	0:37	UK won 88-54
at Kansas	8 (2nd)	9 (OT)	10-2	18	12	25:46	13:37	Kansas won 90-84
at Tennessee	21 (1st)	7 (2nd)	12-2	3	3	26:29	9:32	UT won 84-77
FLORIDA	26 (2nd)	N/A	22-3	0	1	39:11	0:00	UK won 80-61
GEORGIA	37 (2nd)	2 (1st)	24-2	1	2	37:40	0:34	UK won 82-48
at South Carolina	34 (2nd)	1 (1st)	18-2	4	1	37:33	2:03	UK won 89-62
TENNESSEE								
at Texas A&M								
ALABAMA								
at Vanderbilt								
at Florida								
LSU								

## NOTES CONTINUED

Rookie Karl-Anthony Towns won the Skills Challenge in thrilling fashion, defeating fellow Wildcats Davis and Cousins. Towns became the first front-court player to win the challenge. Meanwhile Devin Booker finished in third place in the Three-Point Contest behind arguably the NBA's two best 3-point shooters in Steph Curry and Klay Thompson

Booker was one of the stars of the Rising Stars Challenge, which pits 10 of the best first- and second-year NBA players from the United States against 10 first- and second-year NBA players from around the world. Booker scored 23 points behind five 3-pointers. Towns posted 18 points, seven rebounds and four assists, and Trey Lyles added two points and two rebounds. Nerlens Noel was chosen for the game but could not play due to injury.

### No Surrender Here

Surrendering a 21-point lead at Tennessee wasn't just unusual for Kentucky in the John Calipari era, it was downright rare.

UK is 181-3 in the Calipari era when leading by at least 10 points at any time in the contest. Two of those three losses (a 21-point lead at Tennessee and a 12-point lead at Auburn) have come during the 2015-16 campaign. The only other loss in the Cal era came during the 2012-13 season when UK gave up an 11-point first-half lead and lost 59-55 at Alabama. All three losses have come to Southeastern Conference foes on the road.

Perhaps most impressive of all is that 72.7 percent of games Calipari has coached in at Kentucky have produced 10-point leads at some point during the game for UK. The Wildcats have led by 10 points or more in a whopping 86.6 percent of Calipari's 209 career wins at Kentucky.

### Foul Trouble

A common denominator in Kentucky's losses at Kansas and at Tennessee: foul trouble.

UK committed 33 fouls at Kansas, the most ever in the John Calipari era, and followed that with 26 fouls at Tennessee, which ties for eighth most in the Calipari era. In both games the two teams made 30 free throws apiece, the highest marks of the season. Furthermore, four players fouled out at Kansas, the first time that's happened since Dec. 4, 2010 at North Carolina, and another two were disqualified from the Tennessee game with five fouls apiece.

The glaring foul problems of late have shed light on a problem UK has had for much of the season of letting the other team be the aggressor. Kentucky (524) has committed more fouls than its opponents (507) and committed 43 more of them in Southeastern Conference play.

The result: UK's opponents have shot more free throws (593) than Kentucky (567) and 76 more free throws in conference play. The last time UK ended a season with fewer free-throw attempts than its opponents was 2007-08.

Kentucky is averaging 21.0 fouls per game, which is on pace for the highest average since the 1994-95 team committed 22.2 fouls per game.

### Fab-Ulis

John Calipari has called sophomore point guard Tyler Ulis possibly the best floor general he's ever coached. Even amid lofty company (i.e. past Calipari point guards like Derrick Rose, Tyreke Evans, John Wall and Brandon Knight), the numbers back it up.

Ulis is averaging 16.7 points, a Southeastern Conference-best 6.7 assists per game and a league-best 3.6 assist-to-turnover ratio. He's scored 20 or more points in 10 of his last 14 games, averaging 20.0 points and 7.6 assists while shooting 50.5 percent over that stretch.

The Chicago native is the only player in the SEC averaging at least 16.7 points and 6.7 assists or better. He is one of just four players nationally to achieve that feat (Kahil Felder, Oakland; Juan'Ya Green, Hofstra; Denzel Valentine, Michigan State;) and the lone underclassman.

With 27 points and a career-high 12 assists at South Carolina, Ulis has posted 11 games this season with at least 20 points and at least five assists in the same game, the most by a Wildcat in any season since 1972-73.

Ulis' value is probably best represented by his performances in Kentucky's biggest games. He's averaging a team-best 23.0 points and a team-high 8.5 assists in UK's four games vs. ranked opponents in either the Associated Press Top 25 or the USA Today Coaches' Poll. He shot 53.4 percent with a 6.8 assist-to-turnover ratio in those games.

Some of his other notable milestones thus far:

- He needed just 17 games to top 100 assists in a season. That's the sixth-fastest pace in program history for 100 or more assists in a single year

## CATS ON THE CAREER CHARTS

Career Points		Career Assists	
1. Dan Issel	2,138	1. Dirk Minniefield	646
73. Richie Farmer	898	13. Ramel Bradley	316
74. Anthony Epps	881	14. Keith Bogans	314
<b>75. Alex Poythress</b>	<b>870</b>	15. Dicky Beal	301
		16. Andrew Harrison	298
		<b>17. Tyler Ulis</b>	<b>295</b>
Career Rebounds		Career Blocked Shots	
1. Dan Issel	1,078	1. Jamaal Magloire	268
35. Mike Casey	558	19. Nerlens Noel	105
<b>36. Alex Poythress</b>	<b>555</b>	20. Darius Miller	99
		21. Karl-Anthony Towns	88
		22. Josh Harrellson	84
Career Steals		<b>22. Marcus Lee</b>	<b>84</b>
1. Wayne Turner	238		
47. Jules Camara	75		
<b>- Tyler Ulis</b>	<b>74</b>		

## 2015-16 SEASON NOTES

### Statistically Speaking

In most all of sports it's easy to pinpoint areas of improvement in losses versus a team's wins. The 2015-16 edition of the Kentucky Wildcats is no different. Here's a look at some of the key stats in wins compared with those same stats in losses.

Result	FG%	Opp. FG%	3-Pt. FG%	Opp 3-Pt. FG%	FT%	RPG	APG	TOPG	BPG	SPG	Pts in Pt.	PPG
Wins	.497	.377	.351	.281	.672	39.4	14.3	12.1	6.2	6.4	36.6	80.4
Losses	.413	.446	.331	.457	.672	37.3	13.2	12.0	4.2	5.7	29.7	73.7

- Ulis is the only player with 18 consecutive games with four or more assists since assist became a stat in 1972-73. Roger Harden (1985-86) held the record with 17 games.
- He's the first player in school history to post at least 20 points, at least 10 assists and at least six steals in a single game (vs. Ole Miss). It was also the first 20-point, 10-assist game since John Wall did it vs. Rider on Nov. 21, 2009
- Ulis is the first UK player with 26 points and eight assists (at Kansas) in a game since Jack Givens against Auburn on Feb. 23, 1976
- His 11-assist game vs. Florida was the first since John Wall dished out 11 vs. East Tennessee State on March 18, 2010
- He's the only Wildcat since 1972-73 with consecutive games of at least 20 points and at least eight assists (vs. Louisville and Ole Miss)
- With a then career-high 23 points at LSU, he became the first UK guard to score at least 20 points in three consecutive games since Jodie Meeks on Feb. 10, 14 and 17, 2009
- He is the first UK player to have at least 20 points and at least six assists (vs. Ole Miss and at LSU) in consecutive SEC games since Ed Davender on Feb. 24 and March 2, 1988
- He was the first Wildcat with at least 15 points and at least five assists in three consecutive games (Duke, Wright State and Boston U.) since Wall in 2009-10
- His nine assists vs. UCLA was the most by a Wildcat in a nonconference road game since Saul Smith dished out 10 vs. Michigan State on Dec. 16, 2000
- He is currently averaging 6.7 assists. No player in school history has averaged that much in a single season with a minimum of 100 assists

### Wall vs. Ulis

John Wall, the former No. 1 overall pick and first point guard during the John Calipari era, put up remarkable numbers in his one season at UK. Current UK floor general, Tyler Ulis, is keeping pace with Wall statistically through the first 25 games of the season.

Ulis has 21 games with five or more assists while Wall had 18 through the same point in the season. Ulis protects the ball better than Wall did with just 45 turnovers compared with 98 for Wall. Each player missed one game during the team's first 25 contests, although Ulis missed an additional half against South Florida. Also, they are the only two players in the Calipari era to both have a double-double by way of points and rebounds and points and assists in the same season.

Player	PPG (Total)	RPG (T)	APG (T)	TO (T)	A/TO	SPG(T)
Wall	17.0 (407)	3.8 (92)	6.4 (154)	4.1 (98)	1.6	1.9 (45)
Ulis	16.7 (400)	3.1 (74)	6.7 (160)	1.9 (45)	3.6	1.5 (37)

### Workhorse(s)

Tyler Ulis' value can perhaps best be represented by the number of minutes he's playing this season. Simply put, the Wildcats need him on the floor as often as he can play.

The result is Ulis is averaging 36.4 minutes per game, most in the Southeastern Conference and 33rd nationally. The 36.4 minutes per game are the most since Kenny Walker

averaged 36.7 minutes during the 1984-85 season. Only Brandon Knight (35.9 mpg) has averaged more than 35 minutes in the John Calipari era.

Five times this season Ulis has played 40 or more minutes, including all 45 minutes in the overtime game at Kansas.

Freshman Jamal Murray also ranks fourth in the SEC at 34.4 minutes per game. Freshman Isaiah Briscoe is 10th at 31.6 minutes per contest.

### Whatcha Talkin Bout, Willis?

Kentucky has received a spark from junior Derek Willis thanks in large part to a post-game speech at Auburn. That's when John Calipari asked the team, "Do we need to make some changes?" One of those changes was Willis, who had just posted a career outing during the loss to the Tigers. Willis registered his first career double-double with 12 points and a team-high 12 rebounds.

Following that game, Willis was inserted into the starting lineup. Over the last nine games, which includes the Auburn performance, Willis is averaging 10.6 points and a team-high 7.4 rebounds per game. He's led the Cats in rebounding in six of those nine games.

Willis has helped stretch the floor for guards Tyler Ulis, Isaiah Briscoe and Jamal Murray to convert drives off of pick-and-rolls. All the while, Willis has been reliable from the perimeter with 20 made 3-pointers during the stretch.

### Briscoe is Ulis' Bledsoe

In keeping with comparisons, through 25 games it has become statistically eerie at the similarities Isaiah Briscoe is for Tyler Ulis, as Eric Bledsoe was for John Wall in 2009-10.

Bledsoe was a heralded point guard, just as Briscoe entered the 2015-16 season as the No. 1 point guard in most recruiting services. Both players began their careers with a magnificent opening game. Bledsoe had 24 points, seven rebounds and four assists in his debut. Briscoe posted 11 points, 12 rebounds and a pair of assists.

Through 25 games in the season, both players notched double-figure scoring in 13 games. Bledsoe had garnered 16 games with three or more assists, while Briscoe has notched 15 such contests. Briscoe has been more aggressive on the boards, averaging 5.1 per game, while Bledsoe held the better shooting numbers at this point at 45.2 percent. It is important to also note that Briscoe has only played in 23 of UK's 25 games, while Bledsoe appeared in 24.

Player	PPG (Total)	RPG (T)	APG (T)	TO (T)	A/TO	SPG(T)
Bledsoe	10.9 (262)	3.2 (76)	3.4 (82)	3.5 (85)	1.0	1.5 (37)
Briscoe	9.8 (225)	5.1 (118)	3.4 (78)	2.1 (49)	1.6	1.2 (27)

### Ulis Named Finalist for Bob Cousy Award

Sophomore point guard Tyler Ulis has been named one of 10 finalists for the 2016 Bob Cousy Point Guard of the Year Award by the Naismith Memorial Basketball Hall of

## OPPONENT CAPSULE



### Tennessee Volunteers (12-13, 5-7 SEC)

Head Coach: Rick Barnes (first season)  
Conference: SEC  
Series vs. UK: UK leads 151-68



### Key Players:

Kevin Punter, Sr., G  
Armani Moore, Sr., F  
Robert Hubbs III, Jr., G

### Notes:

Leading scorer at 22.3 ppg and 56 3s  
Averages 11.3 ppg and team-high 8.0 rebounds per game  
Logs 11.1 points 1.3 assists per game

### How the Teams Match Up

	FG%	OPP FG%	3FG%	FT%	PPG	RPG	BPG	APG	SPG
	.476	.394	.345	.672	78.8	38.9	5.7	14.0	6.2
	.417	.421	.333	.738	76.5	38.4	5.0	13.6	5.9



## 2015-16 SEASON NOTES

Fame. Named after Hall of Fame guard Bob Cousy, the annual honor recognizes the top point guard in Division I men's basketball.

A national committee comprised of top college basketball personnel determined the initial watch list of 20 candidates in October. The final five finalists will be presented to Cousy and the Hall of Fame's selection committee in March, and the winner will be presented at the ESPN College Basketball Awards Show in Los Angeles on April 8.

Ulis is looking to become the first Kentucky guard to win the award.

### Calipari Reaches 200 UK Wins in Record Time

With a thrilling 75-73 victory over rival Louisville, John Calipari captured his 200th career win at Kentucky faster than any coach in UK history -- and nearly faster than anyone has ever done it at any other school.

Calipari reached the 200-win plateau in his 240th career game at Kentucky. Rick Pitino, previously the fastest to 200 wins at UK prior to Calipari, didn't capture his 200th Wildcat win until his 249th game. The legendary Adolph Rupp reached 200 during his 250th game.

Not only did Calipari reach the 200-win mark in record pace at Kentucky, he also nearly set the all-time Division I mark. With the win over U of L, he became the second-fastest Division I men's basketball coach to reach 200 victories at a single school, behind only LIU-Brooklyn's Clair Bee, who achieved the feat in 231 games.

Calipari is one of just 11 head coaches in Division I men's basketball history with at least 200 victories at two different schools and just the fifth coach at Kentucky to reach the 200-win plateau.

He's currently the only coach in NCAA history with at least 189 victories at three different schools.

### Bounce Back

The Wildcats don't lose very often during the John Calipari era, but when they do, they almost always bounce back.

UK is 32-7 under Calipari following a loss. Kentucky's back-to-back losses at Kansas and at Tennessee were its first consecutive losses since losing a pair to Arkansas and South Carolina on Feb. 27, 2014 and March 1, 2014, respectively.

The Wildcats have only lost back-to-back games seven times during the Calipari era and they've never lost three in a row with Calipari on the sidelines. The last time UK lost three games in a row was in February 2009 when the Wildcats dropped four straight games to end the regular season.

### Murray Can Score with the Best of Them

Through 25 games of the season, it's clear freshman guard Jamal Murray is one of the best pure scorers UK has had during the John Calipari era.

Murray currently leads the Wildcats in scoring at 18.8 points per game. If the season ended today, he would have the highest scoring average under Calipari. Brandon Knight, in 2010-11, finished at 17.3 points per game.

And that only tells just a small part of the story:

- His 35 points vs. Florida tied Terrence Jones (Jan. 11, 2011 vs. Auburn) for the school record single-game scoring mark by a freshman. It also tied Jones for the most points in a single game in the Calipari era
- With 35 points vs. Florida and 33 points vs. Ohio State, he is the only player under Calipari with two 30-point games in a season or in a career. He's also the only freshman to ever record two 30-point games in a single season
- After scoring 35 points vs. Florida, Murray followed with 24 points against Georgia and 26 points at South Carolina. The 85 points over the three-game span are the most by a freshman in school history and the most in the Calipari era
- His 27 second-half points vs. Ohio State were the most of any Wildcat under Calipari
- His 20 first-half points vs. Florida were the most of any Wildcat under Calipari
- He has made a 3-pointer in all 25 games this season, the only player in program history to hit at least one trey in his first 25 collegiate games
- He is the seventh player ever at UK and the first since Darius Miller in 2010-11 to make a 3-point field goal in 25 consecutive games in a single season. Miller's streak also lasted 25 games. The UK record is 32, set by Tony Delk during the 1993-94 season
- His eight 3-pointers vs. Florida tied Eric Bledsoe (March 18, 2010 vs. East Tennessee State) for the most in the Calipari era
- He's one of only two players (Kyle Wiltjer) with two games of seven or more 3-point field goals in a game under Cal
- He has scored in double figures in all but one game this season and 15 or more in 20 of the 25 contests
- He is the first Wildcat to reach double figures in 23 straight games since Knight did it 28 times in 2010-11
- He is just the second freshman in program history to tally 10 or more 20 point-game efforts. Brandon Knight in 2010-11 owns the record with 14 20-point outputs
- His .800 percentage from behind the arc vs. Florida is the best 3-point percentage in a single game in school history with a minimum of 10 attempts
- He was the first UK player to score at least 18 points in each of the first seven SEC games of a season since Jodie Meeks in 2008-09. He is the first freshman in school history to achieve the feat
- He and Terrence Jones are the only two players in the Calipari era to score 400 points in their first 23 games
- He was the third player in school history to score at least 12 points in at least 18 of his first 19 games played at UK. Cotton Nash (1961-62) scored at least 12 points in 35 of his first 36 games played at UK and Bill Spivey (1949-50) scored at least 12 points in 24 of his first 25 games played at UK
- Murray is the first freshman in school history to make at least five 3-point field goals in consecutive games
- He is the third player in UK history to make at least 70 3-point field goals in their freshman season (Knight, James Young)
- His 76 made 3-pointers through 25 games in the season is the most in the Calipari era, bettering Knight's 64 through the same number of games. Knight owns the single-season record of made 3-pointers for a freshman at 87 and Murray is only 11 made 3-pointers away from matching that mark
- Murray is the fifth player in UK history -- and first since Jodie Meeks in 2008-09 -- with six or more made 3-point field goals in consecutive games

### S-E-C! S-E-C! S-E-C!

Kentucky opened Southeastern Conference play vs. Ole Miss with the unquestionable reputation as the league's gold standard. Since the SEC's inception in 1932-33, the Wildcats have been the most dominant team in the league, recording

## UK BY POSSESSION

Game	Offense PPP	Defense PPP
Albany	1.11	0.93
NJIT	1.21	0.79
vs. Duke	1.10	0.94
Wright State	1.11	0.90
Boston	1.15	0.87
vs. South Florida	1.25	0.94
Illinois State	0.99	0.83
at UCLA	1.10	1.24
Eastern Kentucky	1.21	0.92
Arizona State	1.01	0.82
vs. Ohio State	0.97	1.07
Louisville	1.10	1.07
Ole Miss	1.22	0.90
at LSU	0.96	1.21
at Alabama	1.22	0.97
Mississippi State	1.10	1.01
at Auburn	0.93	1.00
at Arkansas	1.21	1.00
Vanderbilt	1.19	0.89
Missouri	1.26	0.77
at Kansas	1.04	1.11
at Tennessee	1.15	1.25
Florida	1.25	0.95
Georgia	1.30	0.76
at South Carolina	1.25	0.87
Tennessee		
at Texas A&M		
Alabama		
at Vanderbilt		
at Florida		
LSU		

### Overall

Kentucky offensive high - 1.30 vs. Georgia  
Kentucky offensive low - 0.93 at Auburn

Opponent offensive high - 1.25 at Tennessee  
Opponent offensive low - 0.76 vs. Georgia

### SEC Play

Kentucky offensive high - 1.30 vs. Georgia  
Kentucky offensive low - 0.93 at Auburn

Opponent offensive high - 1.25 at Tennessee  
Opponent offensive low - 0.76 vs. Georgia

## 2015-16 SEASON NOTES

### CATS IN THE NBA

At the beginning of the 2015-16 season, 21 former Wildcats were on an opening-day roster, more than any other school in the country. The following listing is as of opening day.

Name	Team
Eric Bledsoe	Phoenix Suns
Devin Booker	Phoenix Suns
Willie Cauley-Stein	Sacramento Kings
DeMarcus Cousins	Sacramento Kings
Anthony Davis	New Orleans Pelicans
Archie Goodwin	Phoenix Suns
Aaron Harrison	Charlotte Hornets
Terrence Jones	Houston Rockets
Enes Kanter	Oklahoma City Thunder
Brandon Knight	Phoenix Suns
Michael Kidd-Gilchrist	Charlotte Hornets
Trey Lyles	Utah Jazz
Jodie Meeks	Detroit Pistons
Nerlens Noel	Philadelphia 76ers
Patrick Patterson	Toronto Raptors
Tayshaun Prince	Minnesota Timberwolves
Julius Randle	Los Angeles Lakers
Rajon Rondo	Sacramento Kings
Karl-Anthony Towns	Minnesota Timberwolves
John Wall	Washington Wizards
James Young	Boston Celtics

Several former Wildcats are among the NBA league leaders in the major statistical categories. Stats are through Feb. 14. Former UK players are in **BOLD**.

#### Points Per Game

1. Stephen Curry (Warriors) - 29.8

**4. DeMarcus Cousins (Kings) - 26.8**

**T8. Anthony Davis (Pelicans) - 23.4**

#### Rebounds Per Game

1. Andre Drummond (Pistons) - 14.9

**4. DeMarcus Cousins (Kings) - 11.1**

**9. Karl-Anthony Towns (Timberwolves) - 10.1**

**T10. Anthony Davis (Pelicans) - 10.0**

**T10. Julius Randle (Lakers) - 10.0**

#### Assists Per Game

**1. Rajon Rondo (Kings) - 11.9**

**3. John Wall (Wizards) - 9.9**

#### Blocks Per Game

1. Hassan Whiteside (Heat) - 3.89

**2. Anthony Davis (Pelicans) - 2.27**

**T8. Karl-Anthony Towns (Timberwolves) - 1.81**

**12. Nerlens Noel (76ers) - 1.61**

#### Field-Goal Percentage

1. DeAndre Jordan (Clippers) - .703

**4. Enes Kanter (Thunder) - .560**

**6. Karl-Anthony Towns (Timberwolves) - .544**

**8. Nerlens Noel (76ers) - .533**

#### Steals Per Game

1. Russell Westbrook (Thunder) - 2.31

**6. John Wall (Wizards) - 2.06**

**8. Rajon Rondo (Kings) - 1.92**

**16. Nerlens Noel (76ers) - 1.67**

#### Double-Doubles

1. Andre Drummond (Pistons) - 45

**4. DeMarcus Cousins (Kings) - 31**

**T5. John Wall (Wizards) - 30**

**T5. Karl-Anthony Towns (Timberwolves) - 30**

**T8. Anthony Davis (Pelicans) - 27**

**T8. Rajon Rondo (Kings) - 27**

**19. Julius Randle (Lakers) - 21**

a 952-266 mark (.782) in conference play. Only two other teams have won more than 700 regular-season SEC games (Alabama, Tennessee) and no other team has a better winning percentage.

- UK has averaged 11.5 wins and only 3.2 losses per season in 82 seasons in the SEC
- Kentucky has won 46 SEC titles and 28 SEC Tournament championships
- The Wildcats have won 13 of the last 23 SEC Tournament titles

### Kentucky Elite under Cal

Since John Calipari took over the program in 2009-10, no one in the country has had more wins than Kentucky, and only Duke and Kansas have a better winning percentage. UK is 209-44 (.826) during that time span.

1. Duke: 204-42 (.8293)  
Kansas: 204-42 (.8293)
3. Kentucky: 209-44 (.8260)
4. Gonzaga: 194-43 (.8186)
5. Wichita State: 194-46 (.8083)

\*numbers through Feb. 13

### Home-Court Advantage

Kentucky is currently on a 34-game win streak when playing in the friendly confines of Rupp Arena, the second-longest winning streak in the venue's history.

UK's last home loss came on Feb. 27, 2014 in an overtime loss to Arkansas. With an all-time record of 543-64 (.895) in Rupp Arena, Kentucky's current run includes the following streaks:

- Under John Calipari, UK is 116-4 (.967) in Rupp Arena, including 62-1 (.984) against nonconference opponents
- Calipari is just three wins shy of tying Tubby Smith for the second most for any UK head coach in the arena
- Prior to the close victory over Louisville, UK had won 13 straight home games by at least 11 points, the longest such streak since a 27-game stretch from 1995-97
- Mississippi State shot 52.9 percent from the field. Prior to that, UK had held the last 54 home opponents and the last 81 nonconference home opponents to less than 50 percent from the field
- Kentucky has won its last 75 games in Rupp Arena when ranked in the top five of the Associated Press Top 25, dating back to the 2003-04 season

### Next Man Up

When starting freshman guard Isaiah Briscoe turned his ankle in warmups prior to the Louisville game, all it meant was an opportunity for another player. That man vs. the Cardinals was junior guard Dominique Hawkins.

The Kentucky native cemented his legacy in the rivalry's storied history with the best game of his career. Hawkins posted career highs in points (13), 3-pointers made (three) and minutes (26) to lead the Wildcats over the Cardinals.

But Hawkins is far from the only Wildcat who has embraced the "next man up" mentality and stepped up for the Wildcats this season. Isaac Humphries filled in admirably with four points and a career-high six rebounds in the win over Florida when Alex Poythress was ruled out of the game with a right knee injury just minutes before tip.

In 17 of UK's 25 games, a scholarship player has either not played or left the game with an injury or illness (Poythress was the latest to go down, suffering a right knee injury during warmups of the Florida game). It hasn't slowed the Wildcats down too much -- as evidenced by Kentucky's 19-6 record -- but it also speaks to UK's depth and, perhaps, strengthens the notion that we are yet to see the best from this team.

### Taking Care of Business

Kentucky's 43-16 record vs. opponents ranked in the Associated Press Top 25 is impressive, but the Wildcats' ability to beat all-comers can't be overlooked. Under John Calipari, UK is 166-28 vs. unranked competition, a .856 winning percentage.

The Wildcats' loss to UCLA was its first loss to an unranked opponent since March 1, 2014.

### Always Efficient

According to Ken Pomeroy's calculations on kenpom.com, UK's teams under John Calipari have consistently ranked among the most efficient teams in the country per possession.

Year	Off (Rank)	Def (Rank)	Overall
2016	117.9 (9)	95.6 (37)	9th
2015	119.3 (5)	86.5 (2)	1st
2014	117.6 (10)	96.9 (41)	11th
2013	108.8 (42)	99.1 (129)	42nd
2012	122.9 (2)	88.2 (9)	1st
2011	118.1 (7)	90.4 (15)	6th
2010	116.1 (15)	86.2 (6)	3rd

\*2015-16 rankings through Feb. 13

### Poythress Named Candidate for Senior CLASS Award

Senior Alex Poythress has been named one of 30 candidates for the prestigious Senior CLASS Award. An acronym for Celebrating Loyalty and Achievement for Staying in School, the Senior CLASS award focuses on the total student-athlete and encourages students to use their platform in athletics to make positive impact as leaders in their communities.

Poythress is the first Wildcat to earn recognition for the award since Darius Miller in 2012. He's also the only player from the Southeastern Conference among the 30 candidates.

Since his arrival on campus, Poythress has been a steady presence within the community. He's contributed to various activities such as the God's Pantry Food Drive and Samaritan's Feet. He is often a volunteer for stops at local children's hospitals as well as appearances at local elementary schools. Poythress has played kickball with elementary students,

## 2015-16 SEASON NOTES

read to them at various times and has even made guest appearances at camps in his hometown.

Along with his teammates, he has been involved in a Hurricane Sandy telethon, a clothing drive for the needy, various meet-and-greets during the holidays, as well as a presence at the annual pizza delivery during Big Blue Madness campouts. Furthermore, Poythress is a mainstay within the UK Basketball camps throughout the summer serving as a camp counselor for kids of all ages as well as for the John Calipari Fantasy Camp.

Poythress graduated in just three years with a degree in business marketing. He earned a 3.517 undergraduate grade point average and is now pursuing a master's of science in kinesiology and health promotion with an emphasis on sport leadership. He finished his first semester of grad school with a 4.0 GPA.

### **Poythress Tabbed Academic All-District**

Alex Poythress has been tabbed to the College Sports Information Directors of America Academic All-District Team and is eligible to earn Academic All-America honors.

The CoSIDA Academic All-District teams recognize the nation's top student-athletes for their combined performances athletically and in the classroom. First Team Academic All-District honorees advance to the CoSIDA Academic All-America ballot where First, Second, and Third-team All-America honorees will be selected later this month.

Poythress has appeared on the SEC Academic Honor Roll during every year of college. He is also a two-time Arthur Ashe, Jr., Sports Scholar and has been named to the Athletic Director's honor roll three times, which honors the student-athlete with the highest GPA of his team.

### **Consistently Good**

When you're everyone's Super Bowl, it's hard to stay at the top, but the Wildcats are doing exactly that under John Calipari.

Before falling out of the top five on Dec. 21, UK had been ranked in the top five of the Associated Press Top 25 for 24 consecutive weeks, the longest such streak since going 30 straight weeks in the top five from 1953-55.

### **Lee Tabbed Good Works Nominee, Set to Represent SEC at National Forum**

Junior Marcus Lee was tabbed to the Allstate Good Works Team by the National Association of Basketball Coaches. The five-member Division I team will be announced Feb. 6.

- Lee has contributed more than 100 hours of community service while at UK
- He is a 2015 SEC Community Service Team member
- UK's SAAC treasurer
- Worked with various organizations such as God's Pantry, Salvation Army and Samaritan's Feet
- Lee was recently chosen as the male student-athlete to represent the Southeastern Conference at the 2016 NCAA Leadership Forum April 7-10 in Phoenix. Only two athletes from one of the 14 schools comprising the league can be selected. Lee will be joined by women's soccer player Michele Christy from Tennessee

### **Poythress Returning to Form**

Senior Alex Poythress quickly returned to form to the elite athlete that John Calipari expects him to be, after returning from a torn ACL in December of 2014.

Poythress posted double-doubles in back-to-back games vs. Wright State and Boston University (the third and fourth of his career), the first Kentucky senior to post consecutive double-doubles since Josh Harrellson in 2010-11.

He then broke out for a 21-point, 13-rebound effort in leading UK past Eastern Kentucky. The 21 points were the most since his career-high of 22 set during his freshman season, and the 13 rebounds marked a new career-best mark. It was the first 20-point, 10-rebound game of his career, and the 21 points were the most for a UK senior since his former teammate Julius Mays scored 24 points against Missouri in the 2012-13 season.

The senior forward just became the 52nd player in program history with 500 career boards after the victory over Ole Miss. He's the third player in the Calipari era (Terrence Jones and Willie Cauley-Stein) to achieve the feat.

He enjoyed the best offensive performance of his career with a 25-point outing in a bounce-back win for the Wildcats at Alabama on Jan. 9. Poythress was 8 of 10 (.800) from the field and 9 of 11 (.818) from the charity stripe.

With 25 points against the Tide, Poythress has 800 career points. He is just the 15th player in school history with 800 points, 500 rebounds and 70 blocks in a career.

### **Three is Better Than Two**

UK has the nation's second-longest active streak of consecutive games with a made 3-pointer, knocking down at least one from long range in 964 consecutive games. The Cats' last game without a made 3-pointer came against Seton Hall on Nov. 26, 1988 a "three-point" loss in the Great Alaska Shootout.

Through games on Feb. 13, UNLV holds the nation's longest streak with 967 consecutive games with a made 3-pointer.

### **Wynyard Joins Wildcats**

With the 2015 fall semester now complete, 2016 fall signee Tai Wynyard has enrolled at the University of Kentucky a semester early and joined the Wildcats. He was eligible for UK's game against Ohio State.

Wynyard, a 6-foot-10, 255-pound forward, graduated from his hometown school in Auckland, New Zealand. He was the youngest player to make the New Zealand National Team when he made the club at 16 years old.

The burly forward was named the most valuable player of the FIBA 3-on-3 World Championships after leading New Zealand to the gold medal. He was also a part of the World Select Team that edged the USA Junior National Select Team at the 2015 Nike Hoop Summit.

It has not been decided if Wynyard will redshirt for the spring semester or if he will suit up for the Wildcats this season.

### **National Attention**

Kentucky basketball always garners the eyes of the country as UK routinely draws some of the highest national rating numbers on TV for college basketball games. Of course, this season is no different.

UK's game against Duke in the Champions Classic was WatchESPN's most-watched college basketball game ever. Addition-

## STREAKS

Overall	Won 3
Unranked AP teams anywhere	Won 3
Ranked AP teams anywhere	Lost 1
Home	Won 34
Home SEC	Won 16
Home nonconference	Won 32
Home AP unranked nonconference	Won 28
Home AP ranked teams	Won 3
Home AP unranked teams	Won 30
Road	Won 1
Road SEC	Won 1
Road AP ranked teams	Lost 1
Road AP unranked teams	Won 1
Neutral	Lost 1
Neutral AP ranked teams	Won 1
Neutral AP unranked teams	Lost 1

### Active Consecutive Made Starts

Jamal Murray	25
Tyler Ulis	18
Isaiah Briscoe	13
Derek Willis	8
Marcus Lee	3

### Active Consecutive Made Free Throws

Dominique Hawkins	6
Jonny David	2
Mychal Mulder	2
Derek Willis	2
Isaac Humphries	1
Marcus Lee	1
Charles Matthews	1

### Active Consecutive Games with a 3-Pointer

Jamal Murray	25
Derek Willis	10
Tyler Ulis	1

## 2015-16 SEASON NOTES

ally, the game averaged 3,120,000 viewers, the second-most watched Champions Classic game during the event's history.

The Wildcats' game vs. Kansas on Jan. 30 was the largest in the history of the Big/SEC 12 Challenge. The game drew 2,984,000 total viewers.

### Five Double-Doubles

Five different Wildcats have tallied a double-double this season. It's the first time five different players have logged a double-double in the same season since since 2000-01, when Keith Bogans, Marquis Estill, Gerald Fitch, Jason Parker and Tayshaun Prince turned the trick.

Guards Isaiah Briscoe and Tyler Ulis have both earned double-doubles via points and rebounds. Ulis has also notched a double-double with points and assists. He's the first player since John Wall to have two variations of a double-double in the same season.

Marcus Lee and Derek Willis have both logged their first career double-doubles this season, while Alex Poythress has notched three during his senior season after entering the year with two career double-doubles.

### From the Hunted to the Hunter

As the winningest program in Division I college basketball and eight-time national champions, Kentucky is used to having a target on its back. However, the Wildcats are pretty good at playing the role of the hunted as well.

UK's victory over Duke marked the 11th NCAA defending national champion the Wildcats have defeated in school history.

- Holy Cross (3/20/1948)
- La Salle (12/22/1954)
- Indiana (12/6/1976)
- Indiana (12/8/1981)
- Louisville (12/27/1986)
- Indiana (12/5/1987)
- Arkansas (3/12/1995)
- Florida (3/9/2008)
- North Carolina (12/5/2009)
- Louisville (12/28/2013, 3/28/2014)
- Duke (11/17/2015)

### Forever Young

Kentucky began the 2015-16 season with two veterans in the starting lineup in junior Marcus Lee and sophomore Tyler Ulis. However, Kentucky once again checks in as one of the youngest teams in terms of experience, according to kenpom.com. UK ranks No. 341 out of 351 in terms of experience per minute and the third youngest among Power Five schools.

### Still Big, Still Dominant on the Glass

Though Kentucky isn't quite as big and as long as it was last season, the Wildcats are still one of the tallest teams in the country and one of the best on the boards. The Wildcats rank first in the Southeastern Conference in rebounds allowed per game (33.0) and second in rebound margin (plus-5.9) and offensive rebound percentage (.386).

Against NJIT, Kentucky grabbed 31 more rebounds than the Highlanders, the best mark of the John Calipari era. The 54 total rebounds ranked as the fourth most of the Coach Cal era, and the 22 offensive rebounds tied for the fourth most in Calipari's seven seasons.

The battle of the boards has proven to be an important factor for the Wildcats, as they are 13-2 when they outrebound their opponent.

### Best in the Bluegrass

Kentucky has been dominant against teams in the state under John Calipari. UK is 14-1 against in-state foes with Calipari at the helm, including 8-1 vs. Louisville.

Two of the victories over the Cardinals came in postseason play. UK has won four straight in the series and all four meetings in Rupp Arena.

Here's a list of the meetings between the state's two premier programs since Coach Cal took over at Kentucky:

- Jan. 2, 2010 - UK won 71-62 at Rupp Arena
- Dec. 31, 2010 - UK won 78-63 at KFC YUM! Center
- Dec. 31, 2011 - UK won 69-62 at Rupp Arena
- March 31, 2012 - UK won 69-61 at the Superdome (NCAA Final Four in New Orleans)
- Dec. 29, 2012 - Louisville won 80-77 at KFC YUM! Center
- Dec. 28, 2013 - UK won 73-66 at Rupp Arena
- March 28, 2014 - UK won 74-69 at Lucas Oil Stadium (NCAA Sweet 16 in Indianapolis)
- Dec. 27, 2014 - UK won 58-50 at KFC YUM! Center
- Dec. 26, 2015 - UK won 75-73 at Rupp Arena

### Time to Start Some New Streaks

The Wildcats' loss at UCLA halted several impressive streaks Kentucky had going:

- Kentucky had won 38 consecutive regular-season games before the loss. UK had not lost since dropping a road contest at Florida on March 8, 2014
- It was the first loss to an unranked opponent since March 1, 2014, halting that streak at 41 straight wins
- UCLA's 52.8-percent shooting was the first time the Wildcats had allowed an opponent to shoot better than 50 percent since Wichita State did it on March 23, 2014, a 50-game streak

## COMPARING THE CALIPARI ERA

A look at UK's statistics through 25 games throughout the John Calipari era ...

Year	FG%	Opp. FG%	3-Pt. FG%	FT%	RPG	Assists	TOs.	Blocks	Steals	Points	PPG	Record
2015-16	.476	.394	.345	.672	38.9	351	301	142	155	1,970	78.8	19-6
2014-15	.463	.338	.347	.701	38.6	379	276	177	174	1,841	73.6	25-0
2013-14	.468	.396	.325	.673	41.4	298	301	163	117	1,951	78.0	19-6
2012-13	.481	.389	.363	.650	38.2	357	336	182	157	1,859	74.4	17-8
2011-12	.488	.358	.379	.721	39.8	338	304	232	165	1,954	78.2	24-1
2010-11	.463	.390	.399	.710	38.2	326	284	162	147	1,931	77.2	18-7
2009-10	.486	.379	.378	.678	42.2	391	383	175	183	2,032	81.3	24-1

## 2015-16 SEASON NOTES

### Wildcats Faced Tough Nonconference Slate

Conference play, of course, signals the end of nonconference play. UK's 14-game nonconference schedule featured 10 games against teams who advanced to the postseason in 2014-15. That list included national champion Duke in the third game of the season at the Champions Classic in the United Center in Chicago, which UK won.

In addition to Duke and Kansas, the Wildcats took on powerhouses such as UCLA, Ohio State and the annual rivalry game with Louisville. Following UK's game with Kansas, at which point most teams have completed their nonconference schedule, the Wildcats' nonconference schedule ranked 25th in the country.

### Kentucky Picked to Win SEC

A select panel of both SEC and national media members picked Kentucky to win its 47th SEC regular-season championship in 2015-16. It's the 11th time since the 1998-99 season the Wildcats are the overall preseason favorite.

UK has won the regular-season league title three times in John Calipari's six seasons and twice navigated through the regular-season conference schedule with a perfect record. Last season's 18-0 mark tied the most wins in SEC history.

### Wildcat Trio Tabled Preseason All-SEC by Media

UK sophomore guard Tyler Ulis and freshman forward Skal Labissiere were tabbed to the six-man All-SEC First Team alongside Danuel House (Texas A&M), Damian Jones (Vanderbilt), Stefan Moody (Ole Miss) and Ben Simmons (LSU).

Senior forward Alex Poythress was named to the All-SEC Second Team with Dorian Finney-Smith (Florida), Malik Newman (Mississippi State), Charles Mann (Georgia), Tim Quarterman (LSU) and Alex Caruso (Texas A&M).

### Another Four Named Preseason All-SEC by SEC Coaches

Kentucky led the Southeastern Conference with four players on the coaches' preseason All-SEC teams, two more than any other school. Sophomore Tyler Ulis and freshman Skal Labissiere were named to the All-SEC First Team while senior Alex Poythress and freshman Jamal Murray made the All-SEC Second Team.

### Four Wildcats on National Preseason Watch Lists; Two Make Midseason Lists

Yet again blessed with elite talent and tremendous depth, four Wildcats are on preseason watch lists for major national awards.

Skal Labissiere, Jamal Murray and Tyler Ulis were all tabbed to both the Naismith and the USBWA Oscar Robertson watch lists for national players of the year, while Isaiah Briscoe, Labissiere and Murray were placed on the USBWA's Wayman Tisdale Award watch list for the nation's top-performing freshman.

Both Ulis and Murray also made the John R. Wooden Award Midseason Watch List and the Naismith Trophy Midseason List. The duo also made the midseason list for the Oscar Robertson and Wayman Tisdale awards, respectively. Ulis is on the Wooden Award Late Season 20 List.

### Kentucky Signs Super Six in 2016 Class

The Kentucky men's basketball program has put together one of the strongest recruiting classes of all time, signing six of the nation's top players during the early fall signing period. Highly rated prospects Edrice "Bam" Adebayo, De'Aaron Fox, Wenyen Gabriel, Sacha Killeya-Jones, Malik Monk and Tai Wynyard have all signed with UK.

All six players are consensus four- or five-star prospects, and four are ranked in the top 10 by the major national recruiting services. In a class stocked full of highly regarded players, national analysts are already calling this the nation's top signing haul for 2016.

In every season in the Calipari era, the Wildcats have signed either the nation's No. 1 or No. 2 recruiting class. UK looks to continue that streak with the latest additions of Adebayo, Fox, Gabriel, Killeya-Jones, Monk and Wynyard.

Adebayo, Fox and Monk have all been selected to the McDonald's All-America and Jordan Brand Classic Games. Killeya-Jones will join the trio at the McDonald's All-America game.

- Edrice "Bam" Adebayo, F, 6-9, 230 - ranked as high as No. 6 overall by Rivals and ESPN
- De'Aaron Fox, G, 6-3, 170 - ranked as high as No. 2 overall by 247Sports
- Wenyen Gabriel, F, 6-9, 200 - ranked as high as No. 10 overall by Scout
- Sacha Killeya-Jones, F, 6-10, 207 - ranked as high as No. 16 by 247Sports
- Malik Monk, G, 6-3, 185 - ranked as high as No. 5 overall by 247Sports and ESPN
- Tai Wynyard, F, 6-9, 230

### Future Wildcats Selected for McDonald's All-American Game, Jordan Classic

Kentucky's top-ranked recruiting class will be well represented during the 2016 McDonald's All-American Game in March with the selections of Edrice "Bam" Adebayo, De'Aaron Fox, Sacha Killeya-Jones and Malik Monk.

Adebayo, Fox and Killeya-Jones will suit up for the East team while Fox will play for the West. Kentucky's two other signees in the 2016 class, Wenyen Gabriel (fifth-year senior) and Tai Wynard (already enrolled at Kentucky), were not eligible for the game, which will take place March 30 at 9 p.m. ET at the United Center in Chicago. It will be televised on ESPN.

With the selections of Adebayo, Fox, Killeya-Jones and Monk, UK has signed 25 players during the John Calipari era who have been named to the prestigious high school event, more than any other school in the country during that time period. Four players or more from each signing class have been tabbed McDonald's All-Americans during the Calipari era, including five in the 2013 class.

Kentucky has signed 57 McDonald's All-Americans since the team began in 1977, including current Wildcats Isaiah Briscoe (2015), Marcus Lee (2013), Alex Poythress (2012) and Tyler Ulis (2014).

Also, Adebayo, Fox and Monk were selected for the Jordan Brand Classic, which will be held April 15 at the Barclays Center in Brooklyn, N.Y. A total of 29 UK signees have been chosen for the Jordan Brand Classic during the Calipari era.

## RECORD CHASERS

### Made 3-pointers through 25 games in Calipari era ...

Player	Total 3s	Avg. Per Game	Completed Season
Brandon Knight (10-11)	64	2.56	87 (2.3)
James Young (13-14)	56	2.24	82 (2.1)
Doron Lamb (11-12)	48	1.92	76 (1.9)
Julius Mays (12-13)	49	1.96	65 (2.0)
Aaron Harrison (14-15)	41	1.64	59 (1.5)
Darnell Dodson (09-10)	37	1.48	50 (1.3)

Jamal Murray (15-16) 76 3.04 121 (3.04)\*

\*On pace based on 3.04 average and a 40-game schedule

### Tracking UK's total assists upon completion of the season in the Calipari era ...

Player	Total Assts.	Avg. Per Game	Asst/TO Ratio
John Wall (09-10)	241	6.5	1.6
Marquis Teague (11-12)	191	4.8	1.8
Brandon Knight (10-11)	159	4.2	1.3
Andrew Harrison (13-14)	159	4.0	1.5
Andrew Harrison (14-15)	139	3.6	2.2
Julius Mays (12-13)	95	2.9	2.5

Tyler Ulis (15-16) 160 (260)\* 6.7 3.6

\*On pace based on 6.7 average and a 40-game schedule

## 2015-16 SEASON NOTES

### Another Historic NBA Draft for UK

A record six Wildcats were selected in the 2015 NBA Draft in June, tying Kentucky's NBA record set in 2012. Also tying an NBA record, four Wildcats were selected in the NBA lottery (the opening 14 picks). Karl-Anthony Towns was selected No. 1 overall, the program's third No. 1 overall selection since 2010.

John Calipari has had 25 players selected in the NBA Draft since becoming UK's head coach. Nineteen players have gone in the first round, and he's had three players taken No. 1 overall.

Calipari has had two or more players selected in the NBA Draft in eight consecutive seasons dating back to his time as the head coach at Memphis. He has had at least one player selected in the top 10 of the draft in each of the last eight seasons. No other school has even a first rounder in eight straight seasons.

Though Aaron Harrison went undrafted, he was signed by the Charlotte Hornets in the summer and made the Hornets' opening-day roster.

- 1st - Karl-Anthony Towns (Minnesota Timberwolves)
- 6th - Willie Cauley-Stein (Sacramento Kings)
- 12th - Trey Lyles (Utah Jazz)
- 13th - Devin Booker (Phoenix Suns)
- 44th - Andrew Harrison (Memphis Grizzlies)
- 48th - Dakari Johnson (Oklahoma City Thunder)

### Three Former Wildcats Among Finalists for 2016 U.S. Olympic Team

Former Kentucky men's basketball stars DeMarcus Cousins, Anthony Davis and John Wall have been named finalists for the 2016 U.S. Olympic Men's Basketball Team by USA Basketball. The trio, all of whom played under current UK head coach John Calipari, are among 30 players vying for a spot on the final 12-man roster that will compete in Rio de Janeiro, Brazil in August.

The official 12-member team will be announced later this year. Also, the USA National Team's complete training schedule will be announced at a later date as well.

All three former Wildcats have prior USA Basketball experience.

### Kentucky's NBA Footprint Continues to Grow

The nation's most prolific NBA player-producing program once again leads the country with 21 players on an opening-day NBA roster. Of the 446 players in the NBA to start the 2015-16 season, approximately 4.7 percent played college basketball at Kentucky. The Wildcats bettered any other college program by two players as the NBA season opened.

Kentucky's NBA dominance was best represented in Phoenix and Sacramento, where a combined seven Wildcats started the 2015-16 season on the respective rosters. Eric Bledsoe, Devin Booker, Archie Goodwin and Brandon Knight were all part of the Phoenix Suns' opening-day roster, while former UK stars Willie Cauley-Stein, DeMarcus Cousins and Rajon Rondo started the year in Sacramento.

Two other franchises – the Charlotte Hornets (Aaron Harrison, Michael Kidd-Gilchrist) and the Minnesota Timberwolves (Tayshaun Prince, Karl-Anthony Towns) – opened the season with two Wildcats apiece.

### Success Rate Continues at 2015 Graduation

Four Wildcats -- Alex Poythress, Tod Lanter, Brian Long and Sam Malone -- all received their undergraduate degrees during the university's May 2015 commencement ceremonies, continuing the remarkable Success Rate under Calipari.

All 14 players who have been eligible to graduate by the end of their senior years in the Calipari era have received their degrees, including three players (Poythress, Patrick Paterson and Jarrod Polson) who completed their undergraduate degrees in three years.

Additionally, the team received an academic award in May for its Academic Progress Rate score. The Wildcats placed in the top 10 percent of Division I men's basketball schools. The APR provides a real-time look at a team's academic success by the progress of each student-athlete on scholarship.

### Calipari, Dampier Enshrined in Naismith HOF

Kentucky Wildcats John Calipari and Louie Dampier were enshrined in the Naismith Memorial Basketball Hall of Fame in September. The fraternity of basketball legends is considered to be one of the ultimate honors in the sport.

Calipari and Dampier were two of 11 basketball legends in the Class of 2015 and the ninth and 10th UK representatives, respectively, to join basketball's fraternity of legends.

### A Winning Institution

Both the UK men's and women's basketball teams posted a sixth straight 20-win season in 2014-15. Kentucky is currently one of just four institutions (UK, BYU, Duke and Gonzaga) in the NCAA that has seen both its men's and women's basketball programs tally 20 or more wins in six consecutive seasons. UK's men's team has 19 total wins, while the women have won 17 (through Feb. 14) as both teams look for a seventh straight 20-win season.

## 2015-16 LINEUP COMPARISON

A breakdown of Kentucky's most used lineups, including a breakdown of each lineup's +/- statistics:

<b>Most Frequent Lineups</b>	<b>Total Minutes</b>	<b>Points For</b>	<b>Points Against</b>	<b>+/-</b>	<b>+/- per 40 min.</b>
Lee, Ulis, Murray, Poythress, Briscoe	114:02	220	146	+74	+25.96
Lee, Ulis, Murray, Willis, Briscoe	84:07	199	147	+52	+24.73
Ulis, Murray, Poythress, Willis, Briscoe	76:41	162	139	+23	+12.00
Lee, Labissiere, Ulis, Murray, Briscoe	68:45	138	98	+40	+23.27
Labissiere, Ulis, Murray, Poythress, Briscoe	67:51	130	119	+11	+6.48
Labissiere, Ulis, Murray, Willis, Briscoe	45:59	79	77	+2	+1.74
Lee, Ulis, Matthews, Murray, Poythress	25:23	48	31	+17	+26.79
Lee, Labissiere, Ulis, Matthews, Murray	21:52	50	31	+19	+34.76

UK'S RECORD WHEN		
KENTUCKY RECORD	ALL	SEC
Leading at halftime:	18-3	9-2
Tied at the half:	1-0	0-0
Trailing at halftime:	0-3	0-1
Shoot 50% or higher:	12-1	7-0
Shoot less than 50%:	7-5	2-3
Shoot higher % than opp.:	18-2	8-1
Shoot lower % than opp.:	1-4	1-2
Opp. shoot worse than 50%:	18-5	8-3
Opp. shoot 50% or higher:	1-1	1-0
Score less than 60 points:	0-0	0-0
Score 60-69 points:	0-2	0-1
Score 70-79 points:	8-3	2-2
Score 80-89 points:	11-1	7-0
Score 90-99 points:	0-0	0-0
Score 100+ points:	0-0	0-0
Opp. score less than 60 pts.:	5-0	3-0
Opp. score 60-69 pts.:	12-0	5-0
Opp. score 70-79 pts.:	2-2	1-1
Opp. score 80-89 points:	0-3	0-2
Opp. score 90-99 points:	0-1	0-0
Opp. score 100+ points:	0-0	0-0
Outrebounded opponent:	13-2	6-1
Outrebounded by opponent:	3-4	2-2
Equal number of rebounds:	3-0	1-0
Fewer turnovers than opp.:	12-3	7-2
Same turnovers as opp.:	4-0	1-0
More turnovers than opp.:	3-3	1-1
Make 8 or more 3-pointers:	6-2	5-0
Make 7 or fewer 3-pointers:	13-4	4-3
Games decided by 5 or fewer:	1-1	0-1
Overtime games:	0-1	0-0
On CBS:	2-1	1-0
On ESPN/ESPN2/ESPNU:	10-5	5-3
On Fox Sports1:	0-0	0-0
On SEC Network/(+):	7-0	3-0
On ABC:	0-0	0-0
On FSN:	0-0	0-0
On CSS:	0-0	0-0
vs. SEC at Home:	6-0	6-0
vs. SEC on Road:	3-3	3-3
Games vs. ranked opp.:	2-1	0-0
Games following a loss:	5-1	3-1
Games following a win:	13-5	6-2
More points in the paint:	12-3	4-2
Fewer/Same points in the paint:	7-3	5-1
More bench points than opp.:	12-2	4-1
Fewer or same bench pts.:	7-4	5-2
More 2nd-chance points:	12-2	7-2
Fewer or same 2nd chance pts.:	7-4	2-1
More or same points off TOs:	17-2	8-1
Fewer points off TOs:	2-4	1-2
On Monday:	1-0	0-0
On Tuesday:	4-2	2-2
On Wednesday:	2-0	1-0
On Thursday:	1-1	1-0
On Friday:	3-0	0-0
On Saturday:	8-3	5-1
On Sunday:	0-0	0-0
In November:	7-0	0-0
In December:	3-2	0-0
In January:	6-3	6-2
In February:	3-1	3-1
In March:	0-0	0-0
In April:	0-0	0-0

WIN/LOSS MARGIN		
MARGIN	W	L
1		
2	1	
3		
4		
5		1
6	1	1
7		2
8		
9		
10		1
11-15	6	
16-20	4	1
21+	7	

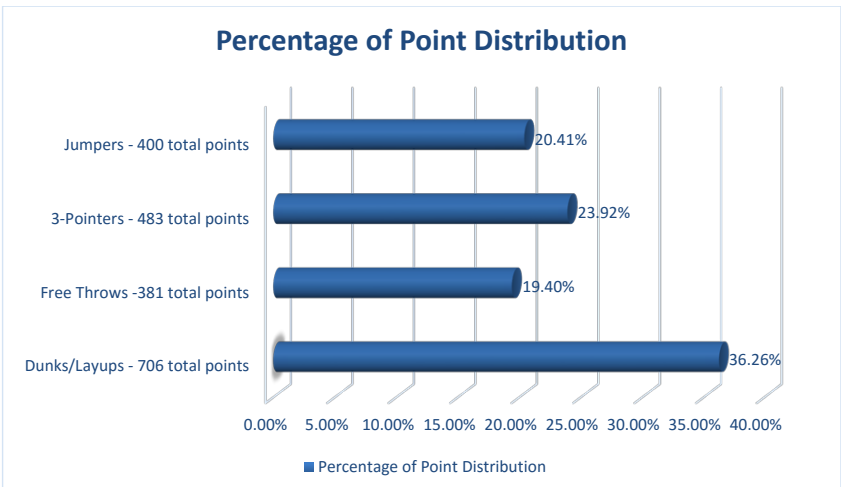
MISCELLANEOUS STATS														
Player	Times Led					Games With							Total	
	Pts.	Rebs.	Assts.	Stls.	Blks.	10+ Pts	20+ Pts	10+ Rebs	3+Assts	3+Blks	3+Stls	3+ 3's	Dunks	Dbl-Dbls(Career)
00-Lee	-	11	-	3	13	9	-	6	1	5	-	-	30	3 (3)
1-Labissiere	2	1	-	2	9	7	1	-	-	7	-	-	23	-
3-Ulis	10	-	21	13	1	19	11	1	22	-	4	2	-	4 (4)
4-Matthews	-	-	-	1	-	1	-	-	-	-	-	-	3	-
10-David	-	-	-	-	-	-	-	-	-	-	-	-	-	-
11-Mulder	-	1	-	-	-	-	-	-	-	-	-	-	-	-
13-Briscoe	2	4	4	8	1	13	1	1	14	-	2	-	1	1 (1)
14-Wynyard	-	-	-	-	-	-	-	-	-	-	-	-	-	-
15-Humphries	-	1	-	-	3	-	-	-	-	1	-	-	-	-
22-Poythress	2	5	-	1	4	9	2	3	-	2	-	-	26	3 (5)
23-Murray	9	2	2	9	1	23	10	-	8	-	4	12	4	-
24-Floreal	-	-	-	-	-	-	-	-	-	-	-	-	-	-
25-Hawkins	-	-	-	-	-	1	-	-	-	-	-	1	1	-
35-Willis	-	7	-	3	2	7	-	2	1	1	1	4	9	2 (2)

STARTING LINEUPS						
Record	Guard	Guard	Guard	Forward	Forward	Forward
4-1	Ulis	Murray	Murray	Lee	Labissiere	Labissiere
3-2	Ulis	Murray	Briscoe	Poythress	Lee	Lee
3-2	Ulis	Murray	Briscoe	Willis	Poythress	Poythress
3-0	Ulis	Murray	Briscoe	Willis	Lee	Lee
2-1	Ulis	Murray	Briscoe	Poythress	Labissiere	Labissiere
1-0	Ulis	Murray	Matthews	Lee	Labissiere	Labissiere
1-0	Ulis	Murray	Willis	Lee	Labissiere	Labissiere
1-0	Briscoe	Murray	Matthews	Poythress	Labissiere	Labissiere
1-0	Ulis	Murray	Matthews	Poythress	Lee	Lee

TRACKING THE CATS				
Player	Games With Charges Drawn	UK's First Sub	Traditional 3-Point Plays	Total
				Clutch FT-FTA (Last 5:00/OT)*
00-Lee	3	9	3	0-0 (.000)
1-Labissiere	-	8	1	0-0 (.000)
3-Ulis	3	-	6	2-3 (.667)
4-Matthews	-	6	1	0-0 (.000)
10-David	-	-	-	0-0 (.000)
11-Mulder	-	-	-	0-0 (.000)
13-Briscoe	3	2	1	1-5 (.200)
14-Wynyard	-	-	-	0-0 (.000)
15-Humphries	-	-	1	0-0 (.000)
22-Poythress	-	4	6	5-7 (.714)
23-Murray	1	-	6	9-13 (.692)
24-Floreal	-	-	-	0-0 (.000)
25-Hawkins	1	1	1	6-6 (1.000)
35-Willis	1	3	-	2-2 (1.000)

\*single-digit game with 5:00 to play

## HOW THE CATS ARE SCORING



TEAM'S FAST FACTS
Shooting Percentage: .476
Avg. Assists Per Game: 14.0
Points off Turnovers Avg.: 15.3
Second-Chance Points Avg.: 14.5
Points in the Paint Avg.: 35.0
Fast Break Points Avg.: 8.7
Bench Points Avg.: 16.3
Points Per Possession Avg.: 1.137
Avg. Time of Possession: 17.6

HOW UK SCORED ITS FIRST POINTS				
PLAYER	DUNK/LAYUP	JUMPER	3PT	FT
00-Lee	1	1		
1-Labissiere		1		
3-Ulis		2		2
4-Matthews	1			
10-David				
11-Mulder				
13-Briscoe	1	2		1
14-Wynyard				
15-Humphries				
22-Poythress	3	1		2
23-Murray	3	1	1	
24-Floreal				
25-Hawkins				
35-Willis				2

## GAME-BY-GAME LEADERS

Date	Opponent	Result	Points	Rebounds	Blocks	Steals	Assists
11/2	Ottawa #	W, 117-58	Murray - 22 <sup>^</sup>	Murray - 12 <sup>^</sup>	Three with 2 <sup>^</sup>	Murray - 3 <sup>^</sup>	Ulis - 10 <sup>^</sup>
11/6	Kentucky State #	W, 111-58	Labissiere - 22 <sup>^</sup>	Lee - 11 <sup>^</sup>	Poythress - 4 <sup>^</sup>	Two with 3 <sup>^</sup>	Willis - 5 <sup>^</sup>
11/13	Albany	W, 78-65	Murray - 19 <sup>^</sup>	Lee - 8 <sup>^</sup>	Labissiere - 4 <sup>^</sup>	Murray - 3	Murray - 8 <sup>^</sup>
11/14	NJIT	W, 87-57	Labissiere - 26 <sup>^</sup>	Briscoe - 12 <sup>^</sup>	Lee - 3 <sup>^</sup>	Briscoe - 2	Ulis - 5 <sup>^</sup>
11/17	vs. #5/4 Duke <sup>1</sup>	W, 74-63	Ulis - 18 <sup>^</sup>	Lee - 10	Two with 2	Murray - 4 <sup>^</sup>	Ulis - 6 <sup>^</sup>
11/20	Wright State	W, 78-63	Ulis - 21 <sup>^</sup>	Poythress - 10 <sup>^</sup>	Labissiere - 1 <sup>^</sup>	Ulis - 2 <sup>^</sup>	Ulis - 5 <sup>^</sup>
11/24	Boston	W, 82-52	Labissiere - 16 <sup>^</sup>	Poythress - 10 <sup>^</sup>	Labissiere - 3 <sup>^</sup>	Two with 3 <sup>^</sup>	Ulis - 6 <sup>^</sup>
11/27	vs. South Florida <sup>2</sup>	W, 84-63	Murray - 21 <sup>^</sup>	Two with 6	Labissiere - 3 <sup>^</sup>	Two with 2 <sup>^</sup>	Briscoe - 7 <sup>^</sup>
11/30	Illinois State	W, 75-63	Briscoe - 18	Lee - 12 <sup>^</sup>	Two with 2 <sup>^</sup>	Matthews - 2 <sup>^</sup>	Briscoe - 3 <sup>^</sup>
12/3	at UCLA	L, 87-77	Briscoe - 20	Two with 6	Labissiere - 2 <sup>^</sup>	Two with 2 <sup>^</sup>	Ulis - 9 <sup>^</sup>
12/9	Eastern Kentucky	W, 88-67	Poythress - 21 <sup>^</sup>	Poythress - 13 <sup>^</sup>	Lee - 5 <sup>^</sup>	Briscoe - 2 <sup>^</sup>	Ulis - 8 <sup>^</sup>
12/12	Arizona State	W, 72-58	Murray - 17 <sup>^</sup>	Lee - 7 <sup>^</sup>	Lee - 5 <sup>^</sup>	Briscoe - 2 <sup>^</sup>	Ulis - 5 <sup>^</sup>
12/19	vs. Ohio State <sup>3</sup>	L, 74-67	Murray - 33 <sup>^</sup>	Lee - 9	Two with 2	Lee - 2	Briscoe - 7 <sup>^</sup>
12/26	Louisville	W, 75-73	Ulis - 21	Lee - 7	Poythress - 3 <sup>^</sup>	Four with 1	Ulis - 8 <sup>^</sup>
1/2	Ole Miss	W, 83-61	Ulis - 20	Poythress - 9 <sup>^</sup>	Lee - 2 <sup>^</sup>	Ulis - 6 <sup>^</sup>	Ulis - 10 <sup>^</sup>
1/5	at LSU	L, 85-67	Ulis - 23 <sup>^</sup>	Mulder - 8	Briscoe - 1	Three with 1	Ulis - 6
1/9	at Alabama	W, 77-61	Poythress - 25 <sup>^</sup>	Lee - 11 <sup>^</sup>	Four with 1	Two with 1	Ulis - 8 <sup>^</sup>
1/12	Mississippi State	W, 80-74	Murray - 22 <sup>^</sup>	Lee - 9 <sup>^</sup>	Lee - 2 <sup>^</sup>	Ulis - 2 <sup>^</sup>	Two with 5 <sup>^</sup>
1/16	at Auburn	L, 75-70	Murray - 20	Willis - 12 <sup>^</sup>	Poythress - 3	Murray - 3 <sup>^</sup>	Ulis - 8 <sup>^</sup>
1/21	at Arkansas	W, 80-66	Ulis - 24 <sup>^</sup>	Three with 7 <sup>^</sup>	Willis - 4 <sup>^</sup>	Five with 1 <sup>^</sup>	Ulis - 5 <sup>^</sup>
1/23	Vanderbilt	W, 76-57	Ulis - 21 <sup>^</sup>	Willis - 9 <sup>^</sup>	Three with 1	Murray - 3 <sup>^</sup>	Ulis - 5 <sup>^</sup>
1/27	Missouri	W, 88-54	Ulis - 20 <sup>^</sup>	Willis - 12 <sup>^</sup>	Labissiere - 5 <sup>^</sup>	Two with 2 <sup>^</sup>	Ulis - 8 <sup>^</sup>
1/30	at Kansas	L, 90-84	Ulis - 26	Poythress - 8	Lee - 2 <sup>^</sup>	Two with 3 <sup>^</sup>	Ulis - 8 <sup>^</sup>
2/2	at Tennessee	L, 84-77	Murray - 21	Two with 8	Labissiere - 3 <sup>^</sup>	Ulis - 2 <sup>^</sup>	Two with 5 <sup>^</sup>
2/6	Florida	W, 80-61	Murray - 35 <sup>^</sup>	Three with 6	Two with 2 <sup>^</sup>	Ulis - 2 <sup>^</sup>	Ulis - 11 <sup>^</sup>
2/9	Georgia	W, 82-48	Murray - 24 <sup>^</sup>	Labissiere - 7	Humphries - 4 <sup>^</sup>	Ulis - 3 <sup>^</sup>	Ulis - 8 <sup>^</sup>
2/13	at South Carolina	W, 89-62	Ulis - 27 <sup>^</sup>	Lee - 13 <sup>^</sup>	Lee - 2	Ulis - 12 <sup>^</sup>	Ulis - 2 <sup>^</sup>
2/18	Tennessee						
2/20	at Texas A&M						
2/23	Alabama						
2/27	at Vanderbilt						
3/1	at Florida						
3/5	LSU						

<sup>^</sup> - Game Leader

- 1 - Chicago (Champions Classic)
- 2 - Miami (Hoophall Miami Invitational)
- 3 - Brooklyn, N.Y. (CBS Sports Classic)
- # - exhibition contest

Times Led Points	Times Led Rebounds	Times Led Blocks	Times Led Steals	Times Led Assists
Ulis - 10	Lee - 11	Lee - 13	Ulis - 13	Ulis - 21
Murray - 9	Willis - 7	Labissiere - 9	Murray - 9	Briscoe - 5
Briscoe - 2	Poythress - 5	Poythress - 4	Briscoe - 8	Murray - 1
Labissiere - 2	Briscoe - 4	Humphries - 3	Lee - 3	
Poythress - 2	Murray - 2	Willis - 2	Willis - 3	
	Humphries - 1	Briscoe - 1	Labissiere - 2	
	Labissiere - 1	Murray - 1	Matthews - 1	
	Mulder - 1	Ulis - 1	Poythress - 1	





# THE LAST TIME ...

## INDIVIDUALS

**Scored 25 Points:** Tyler Ulis (27) & Jamal Murray (26) at South Carolina, 2/13/16

**Scored 30 Points:** Jamal Murray (35) vs. Florida, 2/6/16

**Scored 35 Points:** Jamal Murray (35) vs. Florida, 2/6/16

**Scored 40 Points:** Jodie Meeks (45) at Arkansas, 2/14/09

**Scored 45 Points:** Jodie Meeks (45) at Arkansas, 2/14/09

**Scored 50 Points:** Jodie Meeks (54) at Tennessee, 1/13/09

**Two Players Had 20 Points:** Tyler Ulis (27) & Jamal Murray (26) at South Carolina, 2/13/16

**Three Players Had 20 Points:** DeMarcus Cousins (27)/John Wall (21)/Patrick Patterson (20) vs. Sam Houston State, 11/19/09

**Two Players Had 30 Points:** Patrick Patterson (33) and Jodie Meeks (32) vs. Tennessee State, 12/22/08

**Scored 20 Points in Two Straight Games:** Jamal Murray (4) 2/2/16 - 2/13/16

**Scored 20 Points in Three Straight Games:** Jamal Murray (4) 2/2/16 - 2/13/16

**Scored 20 Points in Four Straight Games:** Jamal Murray (4) 2/2/16 - 2/13/16

**Scored 20 points in Five Straight Games:** Tyler Ulis (5) 1/21/16 - 2/2/16

**Scored 20 points in Six Straight games:** Jodie Meeks (9) 12/29/08 - 1/31/09

**Scored 20 points in Seven Straight games:** Jodie Meeks (9) 12/29/08 - 1/31/09

**Scored 20 points in Eight Straight games:** Jodie Meeks (9) 12/29/08 - 1/31/09

**Scored 20 points in Nine Straight games:** Jodie Meeks (9) 12/29/08 - 1/31/09

**Scored 20 points in 10 Straight games:** Kevin Grevey (12) 12/20/74 - 1/27/75

**Scored 20 points in 12 Straight games:** Kevin Grevey (12) 12/20/74 - 1/27/75

**Scored 25 Points in Three Straight Games:** Tayshaun Prince (3) 3/11/ - 01-3/1701

**Scored 30 Points in Two Straight Games:** Jodie Meeks vs. Appalachian State (46) 12/20/08; vs. Tennessee State (32) 12/22/08

**Scored 30 Points in Three Straight Games:** Dan Issel (6) 2/14/70 - 3/2/70

**Scored in double figures in 10 straight Games:** Jamal Murray (23) 11/17/15 - 2/13/16

**Scored in double figures in 15 straight Games:** Jamal Murray (23) 11/17/15 - 2/13/16

**Scored in double figures in 20 straight Games:** Jamal Murray (23) 11/17/15 - 2/13/16

**Scored in double figures in 25 straight Games:** Brandon Knight (28) 11/30/10 - 3/13/11

**Scored in double figures in 30 straight Games:** Jodie Meeks (32) 11/14/08 - 3/12/09

**Five Players Scored in Double Figures:** Tyler Ulis (20), Derek Willis (18), Isaiah Briscoe (15), Skal Labissiere (12), Jamal Murray (11) vs. Missouri, 1/27/16

**Six Players Scored in Double Figures:** Karl-Anthony Towns (19), Aaron Harrison (18), Dakari Johnson (13), Andrew Harrison (12), Devin Booker (11), Tyler Ulis (10) vs. Auburn, 2/21/15

**Seven Players Scored in Double Figures:** Randolph Morris (17), Kelenna Azubuike (15), Patrick Sparks (14), Chuck Hayes (12), Rajon Rondo (11), Ravi Moss (10) and Ramel Bradley (10) vs. Mississippi State 2/19/05

**Four Players with 15 or more points:** Julius Mays (24), Alex Poythress (21), Archie Goodwin (18), Ryan Harrow (15) vs. Missouri, 2/23/13

**Double-Double:** Tyler Ulis (27 points, 12 assists), Marcus Lee (11 points, 13 rebounds) at South Carolina, 2/13/16

**Triple-Double:** Chris Mills (19 points, 10 rebounds, 10 assists) vs. Austin Peay, 12/27/88

**20-10 (Rebs) Game:** Alex Poythress (21 points, 13 rebounds) vs. Eastern Kentucky, 12/9/15

**20-10 (Assts) Game:** Tyler Ulis (27 points, 12 assists) at South Carolina, 2/13/16

**20-15 Game:** Julius Randle (23 points, 15 rebounds) vs. UNC Asheville, 11/8/13

**30-10 Game:** Tayshaun Prince (33 points, 11 rebounds) vs. Tennessee State, 12/22/98

**Back-to-back 20-10 Games:** Julius Randle (2) 11/8/13 - 11/10/13

**Three Straight 20-10 Games:** Julius Randle (3) 11/8/13 - 11/12/13

**Double-Double in Points and Rebs.:** Marcus Lee (11 points, 13 rebounds) at South Carolina, 2/13/16

**Double-Double in Points and Assists:** Tyler Ulis (27 points, 12 assists) at South Carolina, 2/13/16

**Double-Double in Points and Blocks:** Never

**Double-Double in Points and Steals:** Never

**Double-double in two consecutive games:** Alex Poythress (10 pts, 10 rebs) vs. Wright State, (11/20/15), (14 pts, 10 rebs) vs. Boston U., (11/24/15)

**Double-double in three consecutive games:** - Julius Randle (19p, 15r) vs. Kansas State, 3/21/14; (13 p, 10 r), vs. Wichita State, 3/23/14; (15 p, 12 r), vs. Louisville, 3/28/14; (16 p, 11 r), vs. Michigan, 3/30/14

**Double-double in four consecutive game:** Julius Randle (19p, 15r) vs. Kansas State, 3/21/14; (13 p, 10 r), vs. Wichita State, 3/23/14; (15 p, 12 r), vs. Louisville, 3/28/14; (16 p, 11 r), vs. Michigan, 3/30/14

**Double-double in five consecutive game:** Julius Randle (14p, 10r) at Arkansas, (2/27/14); (10p, 15r) at South Carolina (3/1/14); (12 p, 11 r) vs. Alabama, (3/4/14); (16 p, 10 r) at Florida, (3/8/14); (17 p, 16 r) vs. LSU, (3/14/14); (12 p, 11 r) vs. Georgia, (3/15/14)

**Double-double in six consecutive games:** Julius Randle (14p, 10r) at Arkansas, (2/27/14); (10p, 15r) at South Carolina (3/1/14); (12 p, 11 r) vs. Alabama, (3/4/14); (16 p, 10 r) at Florida, (3/8/14); (17 p, 16 r) vs. LSU, (3/14/14); (12 p, 11 r) vs. Georgia, (3/15/14)

**Double-double in seven consecutive games:** Julius Randle (7) 11/18/13-11/27/13

**Double-double in 10 consecutive games:** Jim Andrews, 1972-73 season

**Two players record double-doubles:** Tyler Ulis (27 points, 12 assists), Marcus Lee (11 points, 13 rebounds) at South Carolina, 2/13/16

**Three players record double-doubles:** DeMarcus Cousins (19 pts, 14 rebs)/Patrick Patterson (19 pts, 10 rebs)/John Wall (18 pts, 10 rebs) at Mississippi State, 2/16/10

**Four players record double-doubles:** Jack Givens (30 pts, 13 rebs)/Kyle Macy (16 pts, 10 assts)/Mike Phillips (22 pts, 18 rebs)/Rick Robey (23 pts, 13 rebs) vs. Southern Methodist, 11/26/77

**Five players record double-doubles:** Never

**Made 12 FG in a game:** Jamal Murray (13) vs. Florida, 2/6/16

**Made 15 FG in a game:** Jodie Meeks (17) at Arkansas, 2/14/09

**Made 16 FG in a game:** Jodie Meeks (17) at Arkansas, 2/14/09

**Made 17 FG in a game:** Jodie Meeks (17) at Arkansas, 2/14/09

**Made 18 FG in a game:** Melvin Turpin (18) vs. Georgia, 3/8/84

**Made 19 FG in a game:** Dan Issel (19) vs. Alabama, 2/23/70

**Made 20 FG in a game:** Dan Issel (23) vs. Ole Miss, 2/7/70

**Made 21 FG in a game:** Dan Issel (23) vs. Ole Miss, 2/7/70

**Made 22 FG in a game:** Dan Issel (23) vs. Ole Miss, 2/7/70

**Made 23 FG in a game:** Dan Issel (23) vs. Ole Miss, 2/7/70

**Attempted 17 FG in a game:** Jamal Murray (21) at South Carolina, 2/13/16

**Attempted 18 FG in a game:** Jamal Murray (21) at South Carolina, 2/13/16  
**Attempted 19 FG in a game:** Jamal Murray (21) at South Carolina, 2/13/16  
**Attempted 20 FG in a game:** Jamal Murray (21) at South Carolina, 2/13/16  
**Attempted 25 FG in a game:** Jodie Meeks (27) vs. VMI, 11/14/08

**Made 5 3-pointers in a game:** Jamal Murray (6) vs. Georgia (2/9/16)  
**Made 6 3-pointers in a game:** Jamal Murray (6) vs. Georgia (2/9/16)  
**Made 7 3-pointers in a game:** Jamal Murray (8) vs. Florida (2/6/16)  
**Made 8 3-pointers in a game:** Jamal Murray (8) vs. Florida (2/6/16)  
**Made 9 3-pointers in a game:** Jodie Meeks (10) at Tennessee, 1/13/09  
**Made 10 3-pointers in a game:** Jodie Meeks (10) at Tennessee, 1/13/09  
**Made 11 3-pointers in a game:** Never

**Attempted 10 3-pointers in a game:** Jamal Murray (11) at South Carolina, 2/13/16  
**Attempted 15 3-pointers in a game:** Jodie Meeks (15) at Tennessee, 1/13/09  
**Attempted 16 3-pointers in a game:** Derrick Miller (16) vs. LSU 2/15/90  
**Attempted 17 3-pointers in a game:** Derrick Miller (19) vs. Kansas 12/6/89  
**Attempted 18 3-pointers in a game:** Derrick Miller (19) vs. Kansas 12/6/89  
**Attempted 19 3-pointers in a game:** Derrick Miller (19) vs. Kansas 12/6/89

**Made a 3-pointer in 10 straight games:** Jamal Murray (25), 11/13/15 - 2/13/16, Derek Willis (10), 1/12/16 - 2/13/16  
**Made a 3-pointer in 15 straight games:** Jamal Murray (25), 11/13/15 - 2/13/16  
**Made a 3-pointer in 20 straight games:** Jamal Murray (25), 11/13/15 - 2/13/16  
**Made two 3-pointers in 10 straight games:** Jodie Meeks (16), 12/3/08 - 1/31/09  
**Made three 3-pointers in 10 straight games:** Gerald Fitch (20) 1/14/03 - 3/23/03  
**Made three 3-pointers in 15 straight games:** Gerald Fitch (20) 1/14/03 - 3/23/03  
**Made three 3-pointers in 20 straight games:** Gerald Fitch (20) 1/14/03 - 3/23/03  
**Made three 3-pointers in 25 straight games:** Keith Bogans (29) 3/14/02 - 2/26/03

**Made 8 FT in a game:** Tyler Ulis (9) at South Carolina, 2/13/16  
**Made 9 FT in a game:** Tyler Ulis (9) at South Carolina, 2/13/16  
**Made 10 FT in a game:** Tyler Ulis (12) at Tennessee, 2/2/16  
**Made 11 FT in a game:** Tyler Ulis (12) at Tennessee, 2/2/16  
**Made 12 FT in a game:** Tyler Ulis (12) at Tennessee, 2/2/16  
**Made 13 FT in a game:** Tyler Ulis (14) at Arkansas, 1/21/16  
**Made 14 FT in a game:** Tyler Ulis (14) at Arkansas, 1/21/16

**Made 15 FT in a game:** Rodrick Rhodes (16) vs. Ole Miss 1/18/95  
**Made 16 FT in a game:** Rodrick Rhodes (16) vs. Ole Miss 1/18/95  
**Made 17 FT in a game:** Dwight Anderson (18) vs. Mississippi State 2/12/79  
**Made 18 FT in a game:** Dwight Anderson (18) vs. Mississippi State 2/12/79

**Attempted 10 FT in a game:** Tyler Ulis (11) at South Carolina, 2/13/16  
**Attempted 15 FT in a game:** Tyler Ulis (15) at Arkansas, 1/21/16  
**Attempted 20 FT in a game:** Heshimu Evans (20) vs. Ole Miss 3/5/99

**15 Rebs:** Julius Randle (15) vs. Kansas State, 3/21/14  
**16 Rebs:** Julius Randle (16) vs. LSU, 3/14/14  
**20 Rebs:** Jared Prickett (20) vs. Arkansas 2/9/94  
**25 Rebs:** Mike Phillips (28) vs. Tennessee 1/10/76  
**30 Rebs:** Cotton Nash (30) vs. Ole Miss 2/8/64  
**34 Rebs:** Bob Burrow (34) vs. Temple 12/10/55

**10+ Rebs in three consecutive games:** Julius Randle (4) 3/21/14 - 3/30/14  
**10+ Rebs in four consecutive games:** Julius Randle (4) 3/21/14 - 3/30/14  
**10+ Rebs in five consecutive games:** Julius Randle (10) 2/12/14 - 3/15/14  
**10+ Rebs in six consecutive games:** Julius Randle (10) 2/12/14 - 3/15/14  
**10+ Rebs in seven consecutive games:** Julius Randle (10) 2/12/14 - 3/15/14  
**10+ Rebs in eight consecutive games:** Julius Randle (10) 2/12/14 - 3/15/14  
**10+ Rebs in nine consecutive games:** Julius Randle (10) 2/12/14 - 3/15/14  
**10+ Rebs in 10 consecutive games:** Julius Randle (10) 2/12/14 - 3/15/14

**Two players had 10 rebounds:** Derek Willis (12) and Tyler Ulis (10) at Auburn, 1/16/16  
**Three players had 10 rebounds:** Michael Kidd-Gilchrist (19), Terrence Jones (11), Anthony Davis (10) vs. Louisville, 12/31/11

**6 Assists:** Tyler Ulis (12) at South Carolina, 2/13/16  
**7 Assists:** Tyler Ulis (12) at South Carolina, 2/13/16  
**8 Assists:** Tyler Ulis (12) at South Carolina, 2/13/16  
**9 Assists:** Tyler Ulis (12) at South Carolina, 2/13/16  
**10 Assists:** Tyler Ulis (12) at South Carolina, 2/13/16  
**11 Assists:** Tyler Ulis (12) at South Carolina, 2/13/16  
**12 Assists:** Tyler Ulis (12) at South Carolina, 2/13/16  
**13 Assists:** John Wall (16) vs. Hartford, 12/29/09  
**14 Assists:** John Wall (16) vs. Hartford, 12/29/09

**15 Assists:** John Wall (16) vs. Hartford, 12/29/09  
**16 Assists:** John Wall (16) vs. Hartford, 12/29/09

**5+ Assists in Four Consecutive Games:** Tyler Ulis (14) 12/26/15 - 2/13/16  
**8+ Assists in Two Consecutive Games:** Tyler Ulis (3) 2/6/16 - 2/13/16

**4 Blocks:** Isaac Humphries (4) vs. Georgia, 2/9/16  
**5 Blocks:** Skal Labissiere (5) vs. Missouri, 1/27/16  
**6 Blocks:** Karl-Anthony Towns (6) vs. Florida, 3/7/15  
**7 Blocks:** Karl-Anthony Towns (7) vs. Vanderbilt, 1/20/15  
**8 Blocks:** Willie Cauley-Stein (9) vs. Boise State, 12/10/13  
**9 Blocks:** Willie Cauley-Stein (9) vs. Boise State, 12/10/13  
**10 Blocks:** Nerlens Noel (12) at Ole Miss, 1/29/13  
**11 Blocks:** Nerlens Noel (12) at Ole Miss, 1/29/13  
**12 Blocks:** Nerlens Noel (12) at Ole Miss, 1/29/13

**4 Steals:** Isaiah Briscoe (4)/Tyler Ulis (6) vs. Ole Miss, 1/2/16  
**5 Steals:** Tyler Ulis (6) vs. Ole Miss, 1/2/16  
**6 Steals:** Tyler Ulis (6) vs. Ole Miss, 1/2/16  
**7 Steals:** Rajon Rondo (8) vs. Mississippi State, 2/19/05  
**8 Steals:** Rajon Rondo (8) vs. Mississippi State, 2/19/05

**Played every minute:** Tyler Ulis (45) at Kansas, 1/30/16  
**Played 40+ minutes:** Tyler Ulis (45) at Kansas, 1/30/16  
**Played more than 50 minutes:** Patrick Patterson (50) vs. Vanderbilt, 1/12/08  
**Technical Foul:** John Calipari (2)/Isaiah Briscoe (1) at South Carolina, 2/13/16

**Fouled Out:** Isaac Humphries, Skal Labissiere, vs. Georgia, 2/9/16  
**Two Players Fouled Out:** Isaac Humphries, Skal Labissiere, vs. Georgia, 2/9/16  
**Three Players Fouled Out:** Skal Labissiere, Marcus Lee, Alex Poythress, Derek Willis, at Kansas, 1/30/16  
**Four Players Fouled Out:** Skal Labissiere, Marcus Lee, Alex Poythress, Derek Willis, at Kansas, 1/30/16

## TEAM

**Started four freshmen:** Isaiah Briscoe, Jamal Murray, Charles Matthews, Skal Labissiere vs. Illinois State, 11/30/15

**Started five freshmen:** Aaron Harrison, Andrew Harrison, Dakari Johnson, Julius Randle, James Young vs. Connecticut, 4/7/14

**Scored 90 or More Points:** 91 vs. Auburn, 3/14/15 (W, 91-67)

**Scored 90 or More Points (SEC Game):** 110 vs. Auburn, 2/21/15 (W, 110-75)

**Scored 100 or More Points:** 110 vs. Auburn, 2/21/15 (W, 110-75)

**Scored 100 or More Points (SEC Game):** 110 vs. Auburn, 2/21/15 (W, 110-75)

**Scored 110 or More Points:** 110 vs. Auburn, 2/21/15 (W, 110-75)

**Scored 110 or More Points (SEC Game):** 110 vs. Auburn, 2/21/15 (W, 110-75)

**Scored 120 or More Points:** 120 vs. Vanderbilt, 2/7/96 (W, 120-81)

**Scored 120 or More Points (SEC Game):** 120 vs. Vanderbilt, 2/7/96 (W, 120-81)

**Scored 130 or More Points:** 143 vs. Georgia, 2/27/56 (W, 143-66)

**Scored 140 or More Points:** 143 vs. Georgia, 2/27/56 (W, 143-66)

**Scored 150 or More Points:** Never

**Scored Less than 50 Points:** 48 vs. Vanderbilt, 3/15/13 (L, 64-48)

**Allowed 90 or More Points:** 90 at Kansas, 1/30/16 (L, 90-84)

**Allowed 90 or More Points (SEC Game):** 90 by Georgia, 3/4/09 (L, 90-85)

**Allowed 100 or More Points:** 111 by VMI, 11/14/08 (L, 111-103)

**Allowed 100 or More Points (SEC Game):** 101 by Arkansas, 2/10/93 (L, 101-94)

**Allowed Less Than 50 Points:** 48 vs. Georgia, 2/9/16 (W, 82-48)

**Allowed Less Than 50 Points (SEC):** 48 vs. Georgia, 2/9/16 (W, 82-48)

**Shot 70% from the field:** .722 vs. Mississippi St., 2/15/86

**Shot 65% from the field:** .677 vs. LIU Brooklyn, 11/23/12

**Shot 30% or less from the field:** .281 at Texas A&M (1/10/15)

**Allowed 50% shooting:** .529 vs. Mississippi State, 1/12/16

**Allowed 60% shooting:** .640 by Florida, 3/4/07

**Allowed 20% or less shooting:** .197 by Montana State, 11/23/14 (12-61)

**Allowed 30% or less shooting:** .222 by Georgia, 2/9/16 (11-50)

**Held opponent to zero 3-pointers:** at Auburn, 1/19/13 (0-15)

**Shot 90% or Better from Free Throw Line:** 90.0 (9-10) vs. Wisconsin (4/4/15)

**Shot 100% from Free Throw Line:** 11-11 vs. Florida, 2/7/12

**Shot 50% or Less from Free Throw Line:** .500 vs. Ole Miss, 1/2/15 (10-20)

**Attempted 40 FT:** vs. Illinois State (46), 11/30/15

**Attempted five or less FT:** vs. South Carolina (4) 1/21/06

**Made 30 FT:** 30 vs. Auburn, 3/14/15 (30-35)

**Hit 10 3-pointers:** 11 at South Carolina, 2/13/16 (11-25)

**Hit 11 3-pointers:** 11 at South Carolina, 2/13/16 (11-25)

**Hit 12 3-pointers:** 12 vs. Florida, 2/6/16 (12-20)

**Hit 13 3-pointers:** 15 vs. Georgia, 3/1/12 (15-27)

**Hit 14 3-pointers:** 15 vs. Georgia, 3/1/12 (15-27)

**Hit 15 3-pointers:** 15 vs. Georgia, 3/1/12 (15-27)

**Hit 16 3-pointers:** 16 vs. UNC-Asheville, 12/23/96 (16-33)

**Hit 17 3-pointers:** 20 vs. LSU, 3/4/95 (20-35)

**Hit 18 3-pointers:** 20 vs. LSU, 3/4/95 (20-35)

**Hit 19 3-pointers:** 20 vs. LSU, 3/4/95 (20-35)

**Hit 20 3-pointers:** 20 vs. LSU, 3/4/95 (20-35)

**Hit 21 3-pointers:** 21 vs. North Carolina, 12/27/89 (21-48)

**Hit 22 3-pointers:** Never

**Scored 100 Points in Two Consecutive Games:** 3/25/93-3/27/93

**Scored 100 Points in Three Consecutive Games:** 12/16/77-12/23/77

**Scored 100 Points in Consecutive SEC Games:** 2/27/56-3/3/56

**Won game by 50 points or more:** 58 vs. Montana State (W, 86-28) 11/23/14

**Won game by 60 points or more:** 62 vs. Vanderbilt (W, 106-44) 3/5/03

**Won game by 70 points or more:** 74 vs. Tennessee-Martin (W, 124-50) 11/26/94

**Lost game by 30 points or more:** 30 at Tennessee (L, 88-58) 2/16/13

**Lost game by 40 points or more:** 41 at Vanderbilt (L, 93-52) 2/12/08

**Lost game by 50 points or more:** 55 at Kansas (L, 150-95) 12/9/89

**Lost game by 60 points or more:** 70 vs. Central (L, 87-17) 1/28/1910

**Lost game by 70 points or more:** 70 vs. Central (L, 87-17) 1/28/1910

**Game decided by one point:** vs. Wisconsin, 4/5/14 (W, 74-73)

**Game decided by two points:** vs. Louisville, 12/26/15 (W, 75-73)

**Game decided by three points:** vs. Ole Miss, 1/6/15 (W, 89-86)

**Two consecutive games decided by one point:** vs. North Carolina (W, 73-72) 12/3/11 and at Indiana (L, 73-72) 12/10/11

**Three consecutive games decided by one point:** Never

**Two consecutive games decided by two points:** at Ole Miss (L, 71-69) 2/1/11 and Florida (L, 70-68) 2/5/11

**Came back from 18-point deficit for win:** W, 72-70 vs. Miami Univ. (11/16/09); Trailed 36-18 (7:04 in 1st)

**Came back from 19-point deficit for win:** W, 80-77 vs. Florida (3/2/94); Trailed 33-14 (7:00 in 1st)

**Came back from 20-point deficit for win:** W, 99-95 at LSU (2/15/94); Trailed 68-37 (15:34 in 2nd)

**Came back from 30-point deficit for win:** W, 99-95 at LSU (2/15/94); Trailed 68-37 (15:34 in 2nd)

**Came back from 31-point deficit for win:** W, 99-95 at LSU (2/15/94); Trailed 68-37 (15:34 in 2nd)

**Pulled down 50 rebounds:** 50 (18-32) vs. Eastern Kentucky, 12/9/15

**Pulled down 55 rebounds:** 56 (17-39) vs. Robert Morris, 11/17/13

**Pulled down 60 rebounds:** 62 (19-43) vs. Morehead State, 12/16/96

**Played an Overtime Game:** at Kansas, 1/30/16 (L, 90-84 OT)

**Won an Overtime Game:** at Texas A&M, 1/10/15 (W, 70-64 2OT)

**Played an SEC Overtime Game:** at Texas A&M, 1/10/15 (W, 70-64 2OT)

**Won an SEC Overtime Game:** at Texas A&M, 1/10/15 (W, 70-64 2OT)

**Lost an Overtime Game:** at Kansas, 1/30/16 (L, 90-84 OT)

**Lost an SEC Overtime Game:** vs. Arkansas, 2/27/14 (L, 71-67)

**Played Two Overtimes:** at Texas A&M, 1/10/15 (W, 70-64 2ot)

**Played Three Overtimes:** vs. Temple 12/7/57 (W, 85-83)

**Played Four Overtimes:** Never played four overtime game

**Played consecutive games that went to overtime:** 1/6/15 vs. Ole Miss (W, 89-86) and 1/10/15 at Texas A&M (70-64)

# RUPP ARENA

## Rupp Arena

### Year-by-Year Records

Season	W-L	Pct.	Start
2015-16	14-0	1.000	14-0
2014-15	19-0	1.000	19-0
2013-14	16-2	.889	14-0
2012-13	16-2	.889	3-0
2011-12	18-0	1.000	18-0
2010-11	15-0	1.000	15-0
2009-10	18-0	1.000	18-0
2008-09	12-6	.667	3-0
2007-08	14-4	.778	1-0
2006-07	14-2	.875	10-0
2005-06	10-5	.667	4-0
2004-05	14-1	.933	7-0
2003-04	11-2	.846	3-0
2002-03	12-1	.923	1-0
2001-02	12-3	.800	0-1
2000-01	11-1	.917	0-1
1999-2000	14-0	1.000	14-0
1998-99	12-1	.923	6-0
1997-98	9-3	.750	4-0
1996-97	12-1	.923	12-0
1995-96	13-0	1.000	13-0
1994-95	12-1	.923	2-0
1993-94	13-1	.929	11-0
1992-93	16-0	1.000	16-0
1991-92	15-2	.882	1-0
1990-91	13-0	1.000	13-0
1989-90	13-2	.867	5-0
1988-89	8-6	.571	0-1
1987-88	14-2	.875	8-0
1986-87	13-2	.867	5-0
1985-86	18-0	1.000	18-0
1984-85	11-3	.786	1-0
1983-84	16-0	1.000	16-0
1982-83	14-1	.933	8-0
1981-82	15-1	.938	15-0
1980-81	15-0	1.000	15-0
1979-80	12-3	.800	6-0
1978-79	11-4	.733	3-0
1977-78	16-0	1.000	16-0
1976-77	12-2	.857	4-0
<b>Total</b>	<b>543-64</b>	<b>.895</b>	

### Where the Coaches Rank by Wins

Coach	Years	Total	Record
Joe B. Hall	1976-85	9	122-14
Tubby Smith	1997-2007	10	119-19
<b>John Calipari</b>	<b>2009-Pres.</b>	<b>7th</b>	<b>116-4</b>
Rick Pitino	1989-97	8	107-7
Eddie Sutton	1985-89	4	53-10
Billy Gillispie	2007-09	2	26-10

### Cats Rock at Rupp

UK has won 199 of its last 226 home games, including a 54-game winning streak in the venerable arena to begin the John Calipari era. All-time, the Wildcats are 543-64 (.895) in Rupp Arena.

Among the most notable marks of dominance in the nation's toughest venue to play include:

- The Wildcats are 290-40 (.879) in regular-season SEC games in the building
- Kentucky set a new program home record of 19 wins in 2014-15
- UK is currently on a 34-game winning streak at Rupp Arena, dating back to 2013-14
- The Wildcats have gone undefeated at home in four of John Calipari's six seasons
- Overall, UK has posted a perfect mark in 12 of Rupp Arena's 39 seasons

### Calipari Owns Record in Rupp

With UK's 2011-12 season-opening victory over Marist, UK head coach John Calipari recorded his 34th consecutive win in Rupp Arena as UK's head coach. It broke former UK head coach Rick Pitino's longest streak of 33 games in the venue.

The winning streak reached as long as 54 games. Calipari didn't suffer his first loss in Rupp Arena until losing to Baylor in his fourth season. The 54-game run, however, was his longest career winning streak. He currently also owns the second-longest streak in the arena as the Cats have won 34 straight dating back to the 2013-14 season.

### Pack the House

Kentucky has led the nation in average home attendance in 17 of the last 20 seasons, including a Rupp Arena record of 24,110 in John Calipari's first season (2009-10) as head coach.

- Kentucky averaged 23,572 fans during the 2015-16 season, the most since 2011-12
- UK has averaged 23,000 or more fans in five of Calipari's six seasons

### The Top-Ranked Team at Home

Kentucky has lost just twice at home as the Associated Press top-ranked team in the history of the program and just once in Rupp Arena. Both losses came by just one point.

The Wildcats are 51-1 all-time as the AP No. 1 team in Rupp Arena since its opening in 1976. The lone loss was to Auburn, 53-52, on Jan. 9, 1988.

### Coach Cal in Rupp Arena

It's been downright difficult to beat the Wildcats at Rupp Arena during the John Calipari era. UK is 116-4 (.967) at Rupp Arena under Calipari.

- UK is 16-1 vs. ranked opponents in Rupp in the Calipari era
- The Wildcats are 100-3 vs. unranked teams in Rupp under Calipari
- UK is 62-1 at home vs. nonconference foes under Calipari. The only loss was against Baylor on Dec. 1, 2012
- Calipari notched his 100th career win at Rupp Arena as UK's coach with the Wildcats' 110-75 rout of Auburn on Feb. 21, 2014. It took Calipari just 104 games to reach the century mark at home, the fastest of any UK coach

### All-Time Attendance Records in Rupp

No.	Att.	Opponent	Date	Result
1	24,479	Louisville	1/20/10	W, 71-62
2	24,468	N. Carolina	12/5/09	W, 68-66
3	24,465	Florida	2/10/07	L, 64-61
4	24,459	Florida	2/4/03	W, 70-55
5	24,432	Louisville	12/17/05	W, 73-61
6	24,428	Florida	3/7/15	W, 67-50
7	24,425	Florida	2/15/14	L, 69-59
8	24,416	Arkansas	2/28/15	W, 84-67
<b>9</b>	<b>24,412</b>	<b>Louisville</b>	<b>12/26/15</b>	<b>W, 75-73</b>
10	24,411	LSU	2/28/09	L, 73-70

### Attendance Records in Rupp 2015-16

No.	Att.	Opponent	Date	Result
1	24,412	Louisville	12/26/15	W, 75-73
2	24,406	Florida	2/6/16	W, 80-61
3	24,399	Ole Miss	1/2/16	W, 83-61
4	23,933	Missouri	1/27/16	W, 88-54
5	23,897	Mississippi St.	1/12/16	W, 80-74

### Records vs. Most Faced Opponents in Rupp Arena Era (1976-Pres.)

Opponent	Times Played	Record	Cal Era
Florida	40	33-7	6-1
Tennessee	39	35-4	5-0
Vanderbilt	38	36-2	6-0
Georgia	38	34-4	6-0
Ole Miss	31	30-1	6-0
Alabama	29	24-5	4-0
LSU	29	24-5	3-0
Auburn	28	26-2	3-0
Miss. St.	28	26-2	4-0
S. Carolina	25	23-2	5-0
Louisville	18	14-4	4-0
Arkansas	14	11-3	3-1
E. Kentucky	10	10-0	2-0
Indiana	9	8-1	1-0
Morehead St.	8	8-0	2-0
N. Carolina	7	5-2	3-0
N. Dame	5	5-0	-
Tenn. Tech	5	5-0	-
Kansas	5	4-1	-

# HEAD COACH JOHN CALIPARI

## First-Ballot Hall of Famer

Kentucky men's basketball coach John Calipari joined basketball's fraternity of legends in September after being elected to the Naismith Memorial Basketball Hall of Fame on the first ballot.

Calipari joined an elite group of basketball players and coaches in the Naismith Hall of Fame, considered to be one of the ultimate honors in the sport.

Calipari and the Class of 2015, which included Dick Bevetta, Wildcat Louie Dampier, Lindsay Gaze, Tom Heinsohn, John Isaacs, Spencer Haywood, Lisa Leslie, Dikembe Mutombo, George Raveling and JoJo White, were enshrined during Hall of Fame festivities in Springfield, Mass., Sept. 10-11.

## Calipari Wins 200th Career Game at UK in Record Time

With a thrilling 75-73 victory over rival Louisville, John Calipari captured his 200th career win at Kentucky faster than any coach in UK history -- and nearly faster than anyone has ever done it at any other school.

Calipari reached the 200-win plateau in his 240th career game at Kentucky. Rick Pitino, previously the fastest to 200 wins at UK prior to Calipari, didn't capture his 200th Wildcat win until his 249th game. The legendary Adolph Rupp reached 200 during his 250th game.

Not only did Calipari reach the 200-win mark in record pace at Kentucky, he also nearly set the all-time Division I mark. With the win over U of L, he became the second-fastest Division I men's basketball coach to reach 200 victories at a single school, behind only LIU-Brooklyn's Clair Bee, who achieved the feat in 231 games.

Calipari is one of just 11 head coaches in Division I men's basketball history with at least 200 victories at two different schools and just the fifth coach at Kentucky to reach the 200-win plateau.

He's currently the only coach in NCAA history with at least 189 victories at three different schools.

Here's a look at some of the more impressive numbers in Calipari's journey to 200 wins:

- UK beat Florida more than anyone else during the first 200 wins, defeating the Gators 11 times
- Likewise, Kentucky beat Louisville (eight times) more than any other nonconference opponent
- Calipari defeated 89 different Division I schools (25.4 percent) of current Division I schools during the run
- A total of 176 wins came with UK ranked in the AP Top 25, and 66 of them were while UK was No. 1

## UMass Raises Banner in Calipari's Honor

As part of a 20th anniversary celebration of the UMass men's basketball 1995-96 Final Four team, the UMass Department of Athletics honored John Calipari on Dec. 16 prior to its game against New Orleans by raising a banner into the rafters at the Mullins Center.

Calipari's banner joined the retired jerseys of five all-time Minutemen: George "Trigger" Burkey, Marcus Camby, Julius "Dr. J" Erving, Lou Roe and Al Skinner.

- Calipari began his head coaching career at UMass where he turned the Minutemen into a national powerhouse from 1988-96
- In addition to the 1995-96's team's 35-2 record and the Final Four appearance, Calipari led the Minutemen to the 1991-92 NCAA Sweet 16, the 1992-93 and 1993-94 NCAA second round, and the 1994-95 NCAA Elite Eight. UMass won five straight Atlantic 10 titles during that span as well

## Nearly Unanimous

John Calipari collected nearly every major national coach of the year award after guiding the historic 2014-15 Wildcats to a perfect regular season and eventually a fourth Final Four appearance in five seasons. Among the awards Calipari won in 2014-15:

- Associated Press National Coach of the Year
- Naismith National Coach of the Year
- NABC National Coach of the Year
- The Sporting News National Coach of the Year
- Adolph Rupp National Coach of the Year
- SEC Coach of the Year
- 2015 USBWA District IV Coach of the Year

## AHEAD OF THE BARON OF THE BLUEGRASS

- Legendary coach Adolph Rupp won 876 career games while he was the coach of UK. He also led Kentucky to five NCAA titles during his 41-year tenure.
- John Calipari is ahead of the pace with the legend as far as victories to begin his career at UK. Also, Calipari (.826) is ahead of Rupp (.822) in total UK career winning percentage.

Coach	Games	Record	Next Game (254th Game)
John Calipari	253	209-44	vs. Tennessee (Feb. 18, 2016)
Rick Pitino	253	204-49	def. Florida 100-76 (March 8, 1996)
Adolph Rupp	253	202-51	lost to Indiana 58-52 (Dec. 23, 1942)
Tubby Smith	253	200-53	lost to Kansas 65-59 (Jan. 9, 2005)
Joe B. Hall	253	192-61	def. Tennessee 48-47 (Jan. 10, 1981)

## UK VS. AP RANKED FOES

### In John Calipari Era (2009-Present)

**43-16, 13-5 SEC**

at No. 4 Kansas	Jan. 30, 2016	L, 90-84
vs. No. 16 Louisville	Dec. 27, 2015	W, 75-73
vs. No. 5 Duke (Chicago)	Nov. 17, 2015	W, 74-63
vs. No. 3 Wisconsin (NCAA)	April 4, 2015	L, 71-64
vs. No. 8 Notre Dame (NCAA)	March 28, 2015	W, 68-66
vs. No. 20 W. Virginia (NCAA)	March 26, 2015	W, 78-39
vs. No. 18 Arkansas (SECT)	March 15, 2015	W, 78-63
vs. No. 18 Arkansas	Feb. 28, 2015	W, 84-67
at No. 4 Louisville	Dec. 27, 2014	W, 58-50
vs. No. 21 North Carolina	Dec. 13, 2014	W, 84-70
vs. No. 6 Texas	Dec. 5, 2014	W, 63-51
vs. No. 5 Kansas (Indianapolis)	Nov. 18, 2014	W, 72-40
vs. No. 18 UConn (NCAA)	April 7, 2014	L, 60-54
vs. No. 12 Wisconsin (NCAA)	April 5, 2014	W, 74-73
vs. No. 7 Michigan (NCAA)	March 30, 2014	W, 75-72
vs. No. 18 Louisville (NCAA)	March 28, 2014	W, 74-69
vs. No. 2 Wichita St. (NCAA)	March 23, 2014	W, 78-76
vs. No. 1 Florida (Atlanta)	March 16, 2014	L, 61-60
at No. 1 Florida	March 8, 2014	L, 84-65
vs. No. 3 Florida	Feb. 15, 2014	L, 69-59
vs. No. 4 Louisville	Dec. 28, 2013	W, 73-66
at No. 18 North Carolina	Dec. 14, 2013	L, 82-77
vs. No. 20 Baylor (Dallas)	Dec. 6, 2013	L, 67-62
vs. No. 2 Michigan St. (Chicago)	Nov. 12, 2013	L, 78-74
vs. No. 11 Florida	March 9, 2013	W, 61-57
at No. 7 Florida	Feb. 12, 2013	L, 69-52
at No. 16 Ole Miss	Jan. 29, 2013	W, 87-74
at No. 4 Louisville	Dec. 29, 2012	L, 80-77
vs. No. 9 Duke (Atlanta)	Nov. 13, 2012	L, 75-68
vs. No. 6 Kansas (NCAA)	April 2, 2012	W, 67-59
vs. No. 17 Louisville (NCAA)	March 31, 2012	W, 69-61
vs. No. 9 Baylor (NCAA)	March 25, 2012	W, 82-70
vs. No. 16 Indiana (NCAA)	March 23, 2012	W, 87-71
vs. No. 22 Florida	March 10, 2012	W, 74-71
at No. 16 Florida	March 4, 2012	W, 74-59
vs. No. 8 Florida	Feb. 7, 2012	W, 78-58
vs. No. 4 Louisville	Dec. 31, 2011	W, 69-62
vs. No. 5 North Carolina	Dec. 3, 2011	W, 73-72
vs. No. 12 Kansas (New York)	Nov. 15, 2011	W, 75-65
vs. No. 9 UConn (NCAA)	April 2, 2011	L, 56-55
vs. No. 7 N. Carolina (NCAA)	March 27, 2011	W, 76-69
vs. No. 1 Ohio State (NCAA)	March 25, 2011	W, 62-60
vs. No. 22 W. Virginia (NCAA)	March 19, 2011	W, 71-63
vs. No. 12 Florida (Atlanta)	March 13, 2011	W, 70-54
vs. No. 21 Vanderbilt	March 1, 2011	W, 68-66
vs. No. 13 Florida	Feb. 26, 2011	W, 76-68
at No. 21 Vanderbilt	Feb. 12, 2011	L, 81-77
at No. 22 Louisville	Dec. 31, 2010	W, 78-63
vs. No. 23 N. Dame (Louisville)	Dec. 8, 2010	W, 72-58
vs. No. 13 Washington (Maui)	Nov. 23, 2010	W, 74-67
vs. No. 6 W. Virginia (NCAA)	March 27, 2010	L, 73-66
vs. No. 15 Tennessee (Nashville)	March 13, 2010	W, 74-45
at No. 19 Tennessee	Feb. 27, 2010	L, 74-65
at No. 17 Vanderbilt	Feb. 20, 2010	W, 58-56
vs. No. 12 Tennessee	Feb. 13, 2010	W, 73-62
vs. No. 25 Ole Miss	Feb. 2, 2010	W, 85-75
vs. No. 21 Vanderbilt	Jan. 30, 2010	W, 85-72
vs. No. 14 UConn (New York)	Dec. 9, 2009	W, 64-61
vs. No. 10 North Carolina	Dec. 5, 2009	W, 68-66

### Calipari's Record at UK vs:

vs. No. 1	1-2
vs. Top 3	2-5
vs. Top 5	9-7
vs. Top 10	17-11
vs. Top 15	26-11
vs. Top 20	34-15
vs. Top 25	43-16

Home	16-1
Away	5-7
Neutral	22-8
SEC Tourney	3-1
NCAA Tourney	13-4

# HEAD COACH JOHN CALIPARI

## TRACKING UK HEAD COACHES

Coach	First 50 Games	Pct.
Calipari	45-5	.900
Smith	45-5	.900
Rupp	43-7	.860
Sutton	41-9	.820
Hall	32-18	.640
Pitino	31-19	.620

Coach	First 100 Games	Pct.
Rupp	89-11	.890
Calipari	87-13	.870
Smith	80-20	.800
Sutton	77-23	.770
Pitino	73-27	.730
Hall	67-33	.670

Coach	First 150 Games	Pct.
Rupp	129-21	.860
Calipari	124-26	.827
Smith	116-34	.773
Pitino	114-36	.760
Hall	110-40	.733

Coach	First 200 Games	Pct.
Rupp	163-37	.815
Calipari	163-37	.815
Pitino	156-44	.780
Smith	156-44	.780
Hall	149-51	.745

Coach	First 250 Games	Pct.
Calipari	206-44	.824
Pitino	201-49	.804
Rupp	200-50	.800
Smith	197-53	.788
Hall	189-61	.756

## 600 On-Court Victories

With a win over No. 5 Kansas on Nov. 18, 2014, John Calipari claimed his 600th on-court victory as a Division I head coach. He became the 13th active Division I coach to achieve the feat.

## Calipari at No. 1

John Calipari is one of just two coaches (Frank McGuire) to lead three programs to a No. 1 ranking. With UK's No. 1 ranking this season, Calipari has guided five of his last seven and six of his last nine teams to the No. 1 ranking (and the eighth time he's done it overall).

When Coach Cal's teams have been at the top, they're been difficult to knock off:

- Calipari is 107-11 (.907) as the top-ranked Associated Press coach in the country
- He's 66-6 (.917) when his team is at the top of the AP Top 25 as UK's head coach
- Calipari tallied a 32-4 mark at UMass when the Minutemen were No. 1 and he was 9-1 at Memphis when he had the Tigers at the pinnacle of the rankings
- Calipari (107) trails only Duke's Mike Krzyzewski (189) in active coaches with victories as the No. 1 head coach

## Big-Game Cal

John Calipari's teams aren't just good against the best teams in the country, they're great. Not only does Kentucky have a 43-16 record vs. Associated Press Top 25 teams, UK is 5-2 when both teams are ranked in the AP top five under Calipari.

All-time, Calipari is 11-6 in AP top-five matchups. According to the SEC Network, only four coaches have won more such games.

When both teams are ranked in the AP Top 25, Calipari's all-time record is 66-41, including a 36-13 mark at Kentucky. In AP top-10 matchups he's got a 22-11 mark, including 11-4 at UK.

## There's No Place Like Home

Since the 2000 season, John Calipari-coached teams have posted a 269-22 (.924) record at home through Feb. 9, 2016. At UK, Coach Cal is 116-4 (.967) in Rupp Arena.

In four of Calipari's six full seasons at Kentucky, the Wildcats have posted an undefeated record at home, including a school-record 19-0 mark during the 2014-15 season.

Calipari owns both of UK's longest winning streaks in the arena. He began his career at UK with a 54-game winning streak at Rupp Arena. It was the longest winning streak since the arena opening in 1976. With a win over Georgia on Feb. 9, 2016, he secured the second-longest streak in the storied building at 34 games.

Coach	Streak (Yrs)
1. John Calipari	54 (2010-13)
2. John Calipari	34 (2014-16)
3. Rick Pitino	33 (1992-94)
4. Joe B. Hall	30 (1981-82)
5. Rick Pitino	27 (1995-97)

## Life on the Road Isn't So Bad Either

As good as John Calipari's team's have been at home, they're nearly as good in hostile environments on the road. Dating back to the 2005-06 season, Calipari has recorded a 79-32 (.712) record on the road.

## Calipari Unrivaled in Conference

John Calipari has won 13 league championships (including the 2010, 2012 and 2015 SEC championships) six more than the next-closest coach in the SEC (Ben Howland has seven conference titles). Calipari also has 12 conference tournament titles, seven more than his closest competitor (Howland).

He's tallied a 299-89 (.771) all-time record within conference play as a head coach and owns a 92-22 (.807) record since joining the SEC.

## Calipari's Undefeated Conference Teams

John Calipari is believed to be one of three coaches, along with Frank McGuire and Jerry Tarkanian, to lead multiple teams to an unblemished mark in multiple Division I conferences. Calipari did so at Memphis in Conference USA and Kentucky in the SEC.

- McGuire led St. John's in the Metro New York ('51, '52), North Carolina in the ACC ('57) and South Carolina in the ACC ('70) to undefeated marks
- Jerry Tarkanian guided Long Beach State in the Pacific Coast Athletics Association ('70, '71) and UNLV in the Big West ('87, '91, '92) to perfect conference seasons

## 30 is the new 20

John Calipari has 21 consecutive seasons of 20 or more on-court wins as a collegiate head coach. He leads all active coaches with that streak, ahead of Mike Krzyzewski of Duke (19), Jim Boeheim (17) and Bill Self (17). With 19 victories this season, Calipari is within reaching distance of his 22nd consecutive season of 20 or more wins in 2015-16.

More impressive, Calipari has nine seasons with 30 or more on-court wins. Only Mike Krzyzewski (13) and Roy Williams (10) have more.

Calipari is the first coach in NCAA Division I history to record five straight on-court 30-win seasons, notching 30 straight in consecutive seasons from 2005-06 to 2009-10.

## CALIPARI AT NO. 1

### Record as Associated Press Top-Ranked Coach Since 2009-10

Coach	Schools	Records
1. John Calipari	Kentucky	66-6
2. Bill Self	Kansas	28-5
3. Mike Krzyzewski	Duke	24-4
4. Jim Boeheim	Syracuse	15-4
5. Tom Crean	Indiana	14-3
6. Thad Matta	Ohio State	13-2
7. Sean Miller	Arizona	12-1
8. Billy Donovan	Florida	11-1
9. Tom Izzo	Michigan State	9-2
10. Roy Williams	North Carolina	8-2

### Record as Associated Press Top-Ranked Coach (Active)

Coach	Schools	Records
1. Mike Krzyzewski	Duke	189-28
2. John Calipari	UK, Memphis, UMass	107-11
3. Roy Williams	UNC, Kansas	95-18
4. Bruce Weber	Illinois	30-2
5. Bill Self	Kansas	30-6
6. Jim Boeheim	Syracuse	24-5
7. Thad Matta	Ohio State	22-3
8. Bob Huggins	Cincinnati	20-4
9. Tom Crean	Indiana	14-3
10. Sean Miller	Arizona	12-1

\*totals through Feb. 13

# HEAD COACH JOHN CALIPARI

## The Success Rate

John Calipari has graduated 100 percent of the players (14 of 14) who have been eligible to receive their diploma by the end of their senior years and exhausted their athletic eligibility. Of that group, Patrick Patterson, Jarrod Polson and Alex Poythress completed their degrees in three years.

In the NCAA's APR, which measures eligibility, retention and graduation, UK has posted a single-year Academic Progress Rate of 979 or higher in every season under Calipari, including a perfect 1,000 in the last two reports. Kentucky's four-year composite score in the most recent report, which was released in May, was a 995, earning the team an NCAA academic award for finishing in the top 10 percent of Division I men's basketball programs.

Under Calipari, the team has also posted a 3.0 grade-point average or better in seven of the last 10 semesters.

## Double-Digit Win Streaks

Kentucky's 38-game winning streak in 2014-15 was historic, but it wasn't completely out of the norm for John Calipari. It was the 17th streak of Calipari's career where his teams have won 10 or more consecutive games during the season, the sixth where they have won 20 or more, the fifth where they have won 25 or more, the first where they have won 30 or more, and the first with 35 or more. Here's a list of all of them:

- 38 Kentucky, 2014-15
- 27 Memphis, 2008-09
- 26 Memphis, 2007-08  
26 UMass, 1995-96
- 25 Memphis, 2006-07
- 24 Kentucky, 2011-12
- 19 Kentucky, 2009-10
- 16 UMass, 1994-95
- 15 Memphis, 2005-06
- 14 UMass, 1991-92
- 12 Memphis, 2007-08  
12 Memphis, 2002-03  
12 UMass, 1992-93
- 11 Memphis, 2003-04
- 10 Memphis, 2001-02  
10 UMass, 1993-94  
10 Kentucky, 2010-11

## Developing Talent

John Calipari hasn't just signed the best talent in the country while he's been at Kentucky; he's been the best at developing that talent and getting it ready for the next level.

Of the 23 top-25 players Kentucky has signed prior to this season (according to Rivals), 19 were drafted and 16 were selected in the first round. Those draft numbers don't include Marcus Lee, Alex Poythress and Kyle Wiltjer, who are currently in college.

But that's only half the story. Calipari's players don't just make it to the pros; they're better prepared than anyone else. The proof is in the numbers.

## CALIPARI KNOWS DEFENSE

John Calipari's 2014-15 Kentucky Wildcat team was heralded as one of the best defensive teams ever. However, defense has always been a staple of Calipari-coached teams. Dating back to complete NCAA records beginning in 2001-02, Calipari's teams have been among national leaders in several critical defensive categories (rankings through Feb. 15).

Year	FG % Def.	Rebound Margin	Scoring Margin	Blocks
2001-02 (UM)	13th (39.5)	11th (+6.6)	15th (+11.2)	54th (4.4)
2002-03 (UM)	28th (40.6)	44th (+4.1)	32nd (+8.0)	26th (5.1)
2003-04 (UM)	34th (40.5)	58th (+3.4)	48th (+7.1)	20th (5.0)
2004-05 (UM)	<b>4th (38.4)</b>	75th (+2.9)	62nd (+5.9)	13th (5.4)
2005-06 (UM)	<b>2nd (38.0)</b>	<b>9th (+6.7)</b>	<b>5th (+14.6)</b>	<b>8th (6.4)</b>
2006-07 (UM)	12th (39.0)	28th (+5.3)	<b>5th (+5.8)</b>	12th (5.9)
2007-08 (UM)	12th (39.1)	16th (+6.2)	<b>2nd (+18.0)</b>	<b>8th (6.1)</b>
2008-09 (UM)	<b>1st (37.1)</b>	19th (+6.1)	<b>2nd (+16.3)</b>	<b>7th (6.0)</b>
2009-10 (UK)	<b>3rd (37.8)</b>	<b>4th (+8.1)</b>	<b>6th (+14.3)</b>	<b>4th (7.2)</b>
2010-11 (UK)	15th (39.4)	60th (+3.6)	13th (+11.4)	<b>3rd (6.3)</b>
2011-12 (UK)	<b>1st (37.4)</b>	12th (+6.8)	<b>1st (+16.8)</b>	<b>1st (8.6)</b>
2012-13 (UK)	30th (39.2)	48th (+4.3)	48th (+8.2)	<b>3rd (6.6)</b>
2013-14 (UK)	59th (41.1)	<b>2nd (+9.4)</b>	43rd (+8.2)	13th (5.9)
2014-15 (UK)	<b>1st (35.4)</b>	15th (+6.8)	<b>1st (+20.1)</b>	<b>2nd (6.9)</b>
2015-16 (UK)	21st (39.4)	36th (+5.9)	28th (+11.9)	<b>9th (5.7)</b>

## RECRUITING TRAIL

The Wildcats have signed more top-25 players over the past seven seasons than any other school under John Calipari's leadership. A quarter of all Rivals' top-10 prospects nationally over the past eight classes have signed with Coach Cal and the Cats.

PLAYER (YEAR)	ESPN	RIVALS	SCOUT MCD	JB
Edrice Adebayo ('16)	6	6	15	Y Y
De'Aaron Fox ('16)	7	5	4	Y Y
Wenyen Gabriel ('16)	23	17	10	
Sacha Killeya-Jones ('16)	31	26	29	Y
Malik Monk ('16)	5	6	6	Y Y
Tai Wynyard ('16)	NR	NR	NR	
Isaiah Briscoe ('15)	13	9	15	Y Y
Isaac Humphries ('15)	49*	35*	50	
Skal Labissiere ('15)	11	4	3	Y
Charles Matthews ('15)	47	57	62	Y
Jamal Murray ('15)	NA^	9	12	
Devin Booker ('14)	18	30	31	Y Y
Trey Lyles ('14)	7	8	8	Y Y
Karl Towns ('14)	6	11	11	Y Y
Tyler Ulis ('14)	33	33	29	Y Y
Aaron Harrison ('13)	9	7	6	Y Y
Andrew Harrison ('13)	5	5	5	Y Y
Dominique Hawkins ('13)	NR	NR	NR	
Dakari Johnson ('13)	7	9	17	Y Y
Marcus Lee ('13)	25	19	24	Y Y
Julius Randle ('13)	3	2	2	Y Y
James Young ('13)	8	11	11	Y Y
Derek Willis ('13)	NR	115	NR	
Archie Goodwin ('12)	15	14	14	Y Y
Willie Cauley-Stein ('12)	40	40	48	
Julius Mays ('12)	NA#	NA#	NA#	
Nerlens Noel ('12)	1	2	1	Y
Alex Poythress ('12)	13	8	7	Y Y
Twany Beckham ('11)	NA#	NA#	NA#	
Anthony Davis ('11)	1	2	1	Y Y
Ryan Harrow ('11)	NA#	NA#	NA#	
M. Kidd-Gilchrist ('11)	4	3	6	Y Y
Marquis Teague ('11)	8	5	8	Y Y
Kyle Wiltjer ('11)	19	22	24	Y Y
Terrence Jones ('10)	9	13	8	Y Y
Enes Kanter ('10)	25	3	3	
Brandon Knight ('10)	4	6	6	Y Y
Doron Lamb ('10)	29	21	28	Y Y
Jarrod Polson ('10)	NA@	NA@	NA@	
Stacey Poole, Jr. ('10)	51	33	67	
Eloy Vargas ('10)	NA	NA	NA	
Eric Bledsoe ('09)	NR	23	37	
DeMarcus Cousins ('09)	4	2	3	Y Y
Darnell Dodson ('09)	NA#	NA#	NA#	
Jon Hood ('09)	92	40	46	
Daniel Orton ('09)	13	22	17	Y
John Wall ('09)	5	1	2	Y
<b>Top-10 Players</b>	<b>18</b>	<b>20</b>	<b>17</b>	
<b>Top-15 Players</b>	<b>21</b>	<b>24</b>	<b>24</b>	
<b>Top-25 Players</b>	<b>28</b>	<b>30</b>	<b>28</b>	
<b>Top-50 Players</b>	<b>34</b>	<b>37</b>	<b>35</b>	
<b>McDonald's All-American</b>		<b>25</b>		
<b>Jordan Brand Classic Participants</b>		<b>29</b>		

\* - ranking according to the 2016 class

^ - reclassified after final rankings were released

# - transfer

@ - joined team as walk-on

# HEAD COACH JOHN CALIPARI

## UK HONORS UNDER CALIPARI

### National Player of the Year

John Wall (2010)	Adolph Rupp
Anthony Davis (2012)	Adolph Rupp, AP, BasketballTimes, Naismith, USBWA, Wooden Award

### National Freshman of the Year

John Wall (2010)	USBWA
Anthony Davis (2012)	USBWA

### All-America Honors

D. Cousins (2010)	AP - 1st, NABC - 2nd, USBWA - 2nd, SN - 2nd
John Wall (2010)	AP - 1st, NABC - 1st, USBWA - 1st, SN - 1st
Anthony Davis (2012)	AP - 1st, USBWA - 1st, NABC - 1st, SN - 1st
M. Kidd-Gilchrist (2012)	AP - 3rd, USBWA - 2nd, NABC - 3rd, SN - 2nd
Julius Randle (2014)	NABC - 3rd
W. Cauley-Stein (2015)	NABC - 1st, USBWA - 1st, SN - 1st
K. Towns (2015)	SN - 3rd

### SEC Player of the Year

John Wall	2010 (AP, Coaches)
Anthony Davis	2012 (AP, Coaches)

### SEC Defensive Player of the Year

Anthony Davis	2012 (Coaches)
Nerlens Noel	2013 (Coaches)
Willie Cauley-Stein	2015 (Coaches)

### SEC Freshman of the Year

DeMarcus Cousins	2010 (Coaches)
John Wall	2010 (AP)
Terrence Jones	2011 (Coaches/AP)
Anthony Davis	2012 (Coaches/AP)
Nerlens Noel	2013 (Coaches/AP)
Julius Randle	2014 (Coaches/AP)
Karl-Anthony Towns	2015 (Coaches/AP)

### SEC Sixth Man of the Year

Darius Miller	2012 (Coaches)
Kyle Wiltjer	2013 (Coaches)
Devin Booker	2015 (Coaches)

### All-SEC

D. Cousins (2010)	1st (Coaches/AP)
P. Patterson (2010)	1st (Coaches)/2nd (AP)
John Wall (2010)	1st (Coaches/AP)
Terrence Jones (2011)	1st (Coaches/AP)
Brandon Knight (2011)	1st (Coaches)/2nd (AP)
Anthony Davis (2012)	1st (Coaches/AP)
M. Kidd-Gilchrist (2012)	1st (Coaches/AP)
Terrence Jones (2012)	2nd (Coaches/AP)
Doron Lamb (2012)	2nd (Coaches)
Nerlens Noel (2013)	1st (Coaches/AP)
Julius Randle (2014)	1st (Coaches/AP)
James Young (2014)	2nd (Coaches)
Devin Booker (2015)	2nd (Coaches)
W. Cauley-Stein (2015)	1st (Coaches/AP)
Aaron Harrison (2015)	2nd (Coaches/AP)
K. Towns (2015)	1st (Coaches/AP)

### All-SEC Defensive Team

Patrick Patterson	2010
DeAndre Liggins	2011
Anthony Davis	2012
Michael Kidd-Gilchrist	2012
Nerlens Noel	2013
Willie Cauley-Stein	2013
Willie Cauley-Stein	2015

### Coaches' All-SEC Freshman Team

Eric Bledsoe	2010
DeMarcus Cousins	2010
John Wall	2010
Brandon Knight	2011
Terrence Jones	2011
Doron Lamb	2011
Anthony Davis	2012
Michael Kidd-Gilchrist	2012
Willie Cauley-Stein	2013
Archie Goodwin	2013
Nerlens Noel	2013
Alex Poythress	2013
Julius Randle	2014
James Young	2014
Devin Booker	2015
Trey Lyles	2015
Karl-Anthony Towns	2015
Tyler Ulis	2015

### NCAA Final Four Team

Anthony Davis (MVP)	2012
Michael Kidd-Gilchrist	2012
Doron Lamb	2012
Julius Randle	2014
James Young	2014

### NCAA Regional Tournament Honors

DeMarcus Cousins	2010
John Wall	2010
Josh Harrellson	2011
Brandon Knight (MVP)	2011
DeAndre Liggins	2011
M. Kidd Gilchrist (MVP)	2012
Anthony Davis	2012
Doron Lamb	2012
Aaron Harrison	2014
Marcus Lee	2014
Julius Randle (MVP)	2014
Willie Cauley-Stein	2015
Andrew Harrison	2015
K. Towns (MVP)	2015

Over the course of his career, Calipari's nearly 40 NBA pros have made approximately \$1.25 billion in NBA contracts alone, which doesn't include endorsement deals and overseas contracts.

### Calipari's Draft Picks

In 23 seasons as a head coach, John Calipari has coached 36 NBA Draft picks, including 25 first-round selections, with 14 of those going in the top 10. He's had four players draft No. 1 overall, twice as many as any other coach, and two or more players selected in eight consecutive NBA drafts, dating back to 2008 with Memphis.

PLAYER (SCHOOL)	ROUND	OVERALL	YEAR
Eric Bledsoe (UK)	First	18th	2010
Devin Booker (UK)	First	13th	2015
Antonio Burks (MEM)	Second	36th	2004
Marcus Camby (UMASS)	First	2nd	1996
Rodney Carney (MEM)	First	16th	2006
DeMarcus Cousins (UK)	First	5th	2010
Willie Cauley-Stein (UK)	First	6th	2015
Anthony Davis (UK)	First	1st	2012
Joey Dorsey (MEM)	Second	33rd	2008
Chris Douglas-Roberts (MEM)	Second	40th	2008
Robert Dozier (MEM)	Second	60th	2009
Tyreke Evans (MEM)	First	4th	2009
Archie Goodwin (UK)	First	29th	2013
Josh Harrellson (UK)	Second	45th	2011
Andrew Harrison (UK)	First	44th	2015
Dakari Johnson (UK)	First	48th	2015
Terrence Jones (UK)	First	18th	2012
Enes Kanter (UK)	First	3rd	2011
Michael Kidd-Gilchrist (UK)	First	2nd	2012
Brandon Knight (UK)	First	8th	2011
Doron Lamb (UK)	Second	42nd	2012
DeAndre Liggins (UK)	Second	53rd	2011
Trey Lyles (UK)	First	12th	2015
Darius Miller (UK)	Second	46th	2012
Nerlens Noel (UK)	First	6th	2013
Daniel Orton (UK)	First	29th	2010
Patrick Patterson (UK)	First	14th	2010
Julius Randle (UK)	First	7th	2014
Lou Roe (UMASS)	Second	30th	1995
Derrick Rose (MEM)	First	1st	2008
Marquis Teague (UK)	First	29th	2012
Karl-Anthony Towns (UK)	First	1st	2015
Dajuan Wagner (MEM)	First	6th	2002
John Wall (UK)	First	1st	2010
Shawne Williams (MEM)	First	17th	2006
James Young (UK)	First	17th	2014



## HEAD COACH JOHN CALIPARI



A “players-first” coach with a penchant for helping people reach their dreams, John Calipari, a Naismith Memorial Basketball Hall of Famer, has guided six teams to the Final Four, led one to a national championship and helped 38 players make it to the NBA during his 23-year college coaching career.

Calipari guided Kentucky to its eighth national championship and his first national title in 2012. In becoming only the second coach in NCAA history to lead three different schools to the Final Four, he has racked up over 600 victories, 16 NCAA Tournament appearances, six Final Fours and numerous national coach of the year honors.

In 2015, Coach Cal led college basketball’s first ever 38-0 team, and became one of just three coaches to make four Final Fours in a five-year span. At the end of the season, Calipari became the 96th coach to join the Naismith Memorial Basketball Hall of Fame.

While building a program out of obscurity at Massachusetts, laying the foundation at Memphis and restoring luster at the sport’s greatest program at Kentucky, he has totaled the second-most wins in NCAA history in the first 20 years of a college coaching career.

Quite honestly, though, Calipari’s on-court success overshadows a much more significant picture.

In his goal to lead a players-first program, he has helped 38 players realize their dreams and guide them to the NBA, including a record five first-round draft picks in 2010. Two years later, six Wildcats heard their names called at the 2012 draft, the most in the two-round draft era. UK, with Calipari’s help, would tie those six picks again in 2015, including a record-tying four lottery selections. His four No. 1 overall picks are twice as many as any other coach, and he’s had 25 players drafted during his six years at Kentucky, including 19 first-round picks.

Much like he did at UMass, where his players graduated at nearly 80 percent, Calipari has stressed academics. Fifteen of his last 18 seniors at Memphis earned their bachelor’s degrees, and all 14 players at UK who were eligible to graduate by the end of their senior years walked away with a diploma in hand, including three players who earned their degree in just three years. The Wildcats posted a 3.11 grade-point average for the 2014 fall semester, the seventh time in the last eight semesters they earned a 3.0 GPA or better.

His foundation, The Calipari Foundation, has raised millions of dollars to help the lives of those in need in the Commonwealth and across the country. In 2010, he used a telethon to raise more than \$1 million for victims of the devastating earthquake in Haiti, and he organized another one in 2012 for victims of Superstorm Sandy. A year after helping raise \$350,000 for charity during the inaugural UK alumni weekend, Calipari was the driving force behind the more than \$1 million that was donated to local and national organizations during the second annual alumni weekend, and then \$1.5 million in 2015.

Author of the New York Times Best Seller “Players First: Coaching from the Inside Out” and “Bounce Back: Overcoming Setbacks to Succeed in Business and in Life,” Calipari is a master of communication and maximizing talent. He lives by the motto that “it’s never a matter of how far you have fallen, but instead it’s about how high you bounce back.”



## BIOGRAPHICAL INFORMATION

**Date of Birth:** Feb. 10, 1959 | **Wife:** Ellen  
**Children:** Erin Sue, Megan Rae, Bradley Vincent

### Education

Clarion State (1982)

### Head Coaching Experience

University of Massachusetts (1989-96)

New Jersey Nets (NBA) (1997-99)

University of Memphis (2001-09)

**University of Kentucky (2010-present)**

## COACHING AWARDS

- 2015 Naismith Memorial Basketball Hall of Fame Inductee
- 2015 AP National Coach of the Year
- 2015 Naismith National Coach of the Year
- 2015 NABC National Coach of the Year
- 2015 The Sporting News National Coach of the Year
- 2015 Adolph Rupp National Coach of the Year
- 2015 SEC Coach of the Year (AP/Coaches)
- 2015 USBWA District IV Coach of the Year
- 2012 Nell & John Wooden Coach of the Year Leadership Award
- 2012 Naismith National Coach of the Year Finalist
- 2012 SEC Coach of the Year (AP/Coaches)
- 2010 Adolph Rupp National Coach of the Year
- 2010 Naismith National Coach of the Year Finalist
- 2010 SEC Coach of the Year (AP)
- 2010 *Sporting News* SEC Coach of the Year
- 2010 Yahoo! Sports SEC Coach of the Year
- 2010 USBWA District IV Coach of the Year
- 2009 NABC National Co-Coach of the Year
- 2009 *Sports Illustrated* National Coach of the Year
- 2009 Phelan National Coach of the Year
- 2009 Iba National Coach of the Year Finalist
- 2009 C-USA Coach of the Year
- 2008 Naismith National Coach of the Year
- 2008 C-USA Coach of the Year
- 2008 Iba National Coach of the Year Finalist
- 2008 Phelan National Coach of the Year Finalist
- 2007 Phelan National Coach of the Year Finalist
- 2007 USBWA District IV Coach of the Year
- 2007 *Basketball Times* South Region Coach of the Year
- 2006 C-USA Coach of the Year
- 2004 NABC District 7 Coach of the Year
- 1996 Naismith National Coach of the Year
- 1996 NABC National Coach of the Year
- 1996 *The Sporting News* National Coach of the Year
- 1996 Atlantic 10 Coach of the Year
- 1995 Naismith National Coach of the Year Finalist
- 1994 Naismith National Coach of the Year Finalist
- 1994 Atlantic 10 Coach of the Year
- 1993 USBWA District I Coach of the Year
- 1993 Atlantic 10 Coach of the Year
- 1992 Eastern Basketball Coach of the Year

# HEAD COACH JOHN CALIPARI

## CAL IN CONFERENCE

SEC COACHES	CONFERENCE	Tournament	Conference
	CHAMPIONSHIPS	Championships	Coach of the Year
Avery Johnson, Alabama	0	0	0
Mike Anderson, Arkansas	1	1	1
Bruce Pearl, Auburn	7	2	7
Michael White, Florida	3	0	2
Mark Fox, Georgia	4	0	3
<b>John Calipari, Kentucky</b>	<b>13</b>	<b>12</b>	<b>9</b>
Johnny Jones, LSU	1	2	0
Kim Anderson, Missouri	6	4	2
Andy Kennedy, Ole Miss	0	1	2
Ben Howland, Mississippi State	7	5	3
Frank Martin, South Carolina	0	0	1
Rick Barnes, Tennessee	3	1	5
Billy Kennedy, Texas A&M	4	2	3
Kevin Stallings, Vanderbilt	2	3	3
<b>TOTALS</b>	<b>51</b>	<b>33</b>	<b>41</b>

## CALIPARI VS. ALL OPPONENTS

Alabama ..... 9-3	George Mason ..... 1-0	Missouri..... 6-2	Southern Cal ..... 3-0
Albany..... 1-0	Georgetown..... 2-1	Montana State..... 1-0	Southern Miss ..... 15-4
Arizona ..... 1-1	George Washington..... 8-9	Morehead State..... 2-0	Southwest Texas St. .... 1-0
Arizona State ..... 0-1	Georgia ..... 10-2	Murray State..... 1-0	St. Bonaventure..... 17-1
Arkansas ..... 8-6	Georgia Tech..... 1-1	Nevada ..... 1-0	St. John's..... 1-0
Arkansas-Little Rock ..... 3-0	Gonzaga ..... 4-0	New Hampshire..... 5-0	St. Joseph's ..... 15-5
Arkansas-Pine Bluff..... 1-0	Grand Canyon ..... 1-0	NJIT..... 1-0	St. Mary's..... 1-0
Arkansas State ..... 4-0	Hampton..... 1-0	New Mexico..... 1-0	St. Peter's ..... 1-0
Auburn..... 8-1	Hartford ..... 2-0	New Orleans ..... 1-0	Stanford..... 3-2
Austin Peay ..... 6-1	Harvard..... 1-0	North Carolina ..... 5-2	Syracuse..... 3-2
Baylor ..... 1-2	Holy Cross ..... 4-1	North Carolina State..... 1-0	TCU ..... 5-1
Belmont ..... 2-0	Houston ..... 17-3	North Texas..... 1-0	Temple..... 13-11
Boise State..... 1-0	Howard ..... 1-0	Northeastern ..... 2-1	Tennessee ..... 12-6
Boston University ..... 7-1	Illinois ..... 1-1	Nothern Kentucky ..... 1-0	Tennessee Martin ..... 4-0
Boston College..... 2-0	Illinois State ..... 1-0	Northwestern State ..... 2-0	Tennessee Tech..... 1-0
Bradley ..... 1-0	Indiana..... 3-1	Notre Dame ..... 2-1	Texas ..... 2-2
Bucknell ..... 1-0	Iowa..... 0-1	Oakland ..... 1-0	Texas A&M..... 4-1
Buffalo ..... 2-0	Iowa State..... 2-0	Ohio State ..... 1-2	Texas Arlington ..... 3-0
BYU ..... 1-0	Jackson State ..... 2-0	Oklahoma ..... 4-1	Towson State ..... 1-0
Cal State Northridge ..... 1-0	Kansas..... 3-4	Oklahoma State..... 0-2	Tulane..... 15-0
Central Conn. St..... 2-0	Kansas State ..... 2-0	Old Dominion ..... 2-0	Tulsa ..... 11-1
Charlotte..... 2-3	Keene State ..... 1-0	Oral Roberts ..... 1-0	UAB..... 14-3
Chattanooga ..... 2-0	Kentucky ..... 2-4	Oregon State..... 1-0	UCF ..... 6-0
Christian Brothers..... 2-0	Lafayette (Pa.)..... 1-0	Pennsylvania..... 3-0	UCLA..... 3-2
Cincinnati..... 6-7	Lamar ..... 4-0	Penn State ..... 4-4	UNC Asheville ..... 2-0
Cleveland State..... 3-0	LaSalle ..... 3-0	Pepperdine ..... 1-0	UNC Greensboro ..... 1-0
Coastal Carolina..... 1-0	LIU-Brooklyn ..... 1-0	Pittsburgh ..... 2-1	UNC Wilmington..... 1-0
Colorado ..... 1-1	Lipscomb ..... 1-0	Portland..... 3-0	USF ..... 9-1
Colorado State..... 1-1	Long Beach State ..... 1-0	Princeton ..... 2-0	Utah ..... 1-1
Columbia ..... 1-0	Louisiana-Lafayette..... 2-0	Providence..... 3-1	UTEP ..... 6-0
Connecticut ..... 2-5	Louisiana Tech ..... 1-1	Purdue..... 2-1	Vanderbilt ..... 11-3
Coppin State ..... 1-0	Louisville..... 14-6	Radford ..... 1-0	Vermont..... 2-0
Cornell ..... 1-0	LSU ..... 8-2	Rhode Island..... 16-2	Villanova ..... 2-0
Dartmouth..... 1-0	Loyola ..... 1-0	Rice ..... 4-0	Virginia ..... 0-1
Dayton ..... 1-0	Lowell ..... 2-1	Richmond ..... 1-0	Virginia Tech ..... 2-0
DePaul ..... 4-2	Manhattan..... 2-0	Rider ..... 1-0	Wake Forest..... 2-1
Detroit ..... 1-0	Marist ..... 2-0	Robert Morris ..... 2-1	Washington ..... 1-0
Drexel ..... 2-0	Marshall..... 6-0	Rutgers ..... 11-4	Western Kentucky ..... 2-0
Duke ..... 1-2	Marquette ..... 3-1	Saint Louis ..... 4-3	West Virginia ..... 12-7
Duquesne ..... 11-4	Maryland ..... 5-3	Sam Houston State ..... 1-0	Wichita State ..... 1-0
East Carolina ..... 7-0	Massachusetts..... 1-0	Samford ..... 3-0	Winthrop ..... 2-0
East Tennessee State ... 3-0	Memphis ..... 1-0	Santa Clara..... 1-0	Wisconsin ..... 1-1
Eastern Kentucky ..... 3-0	Miami (Fla.) ..... 0-1	Savannah State ..... 1-0	Wisconsin-Milwaukee . 1-0
Eastern Michigan..... 2-0	Miami (Ohio) ..... 2-0	Seton Hall ..... 1-0	Wofford ..... 1-0
Fairfield..... 1-0	Michigan ..... 1-0	Siena..... 4-0	Wright State..... 1-0
Florida ..... 13-5	Michigan State..... 1-1	SMU..... 8-0	Xavier ..... 2-2
Florida State ..... 1-1	Middle Tennessee..... 3-0	South Carolina ..... 11-2	Yale ..... 1-0
Florida Tech ..... 0-1	Mississippi ..... 12-4	South Connecticut..... 1-0	
Fordham ..... 5-0	Mississippi State ..... 9-0	South Florida ..... 1-0	
Furman ..... 1-0	Mississippi Valley St..... 1-0	S. Louisiana..... 1-0	

## NCAA DIVISION I ACTIVE WINNINGEST COACHES

(On-Court By Percentage - Min. 10 yrs. at Division I level)

NO.	COACH/TEAM	YRS.	PCT.
1.	Mark Few/Gonzaga	16	.810
2.	Roy Williams/UNC	27	.788
3.	<b>John Calipari/Kentucky</b>	<b>23</b>	<b>.781</b>
4.	Mike Krzyzewski/Duke	40	.767
5.	Bo Ryan/Wisconsin	31	.764

\*numbers going into the 2015-16 season

## SINCE 2005-06 ...

Since the 2005-06 season, John Calipari's on-court record ranks him as the winningest coach. Totals through Feb. 13.

COACH	RECORD
1. <b>John Calipari</b>	<b>346-58</b>
2. Bill Self	326-66
3. Mike Krzyzewski	316-70
4. Roy Williams	301-90
5. Mark Few	299-72

## MISCELLANEOUS ON-COURT RECORDS

Overall Record: .....654-184 (.780)  
 March/April Record:.....139-40 (.781)  
 NCAA Record:.....47-15 (.771)  
 Record in Conference Games: .....299-89 (.771)  
 Record in Conference Tournament:.....47-12 (.797)

- Calipari owns the most single-season wins with 38, tying his own record (Memphis in '08 and UK in '12) in 2016 with 38 wins
- Calipari is one of two coaches (Roy Williams) in NCAA Division I history to have 400 or more wins in the first 16 years as a head coach. Calipari had 416 wins in his first 16 years
- Calipari is the winningest coach in NCAA Division I history for a five-year span with 173 victories (2008-12)
- Calipari is the first coach in NCAA Division I history to record five straight on-court 30-win seasons. Memphis hit the 30-win plateau from 2006-09
- Calipari is one of only two coaches (Rick Pitino) to lead three different schools to a Final Four
- Calipari is one of only three coaches (John Wooden, Mike Krzyzewski) to go to four Final Fours in five seasons
- Calipari started with a 54-0 record in Rupp Arena as head coach of the Wildcats
- Calipari has 25 players that have been chosen in the NBA Draft (19 first-round picks) over the last six seasons
- Calipari has more wins (327) in a 10-year period (2006-15) than any other coach in college basketball history

# CALIPARI ERA SINGLE-GAME INDIVIDUAL RECORDS

## MOST POINTS

Pts.	Player vs. Opponent	Date
35	Terrence Jones vs. Auburn	1-11-11
<b>35</b>	<b>Jamal Murray vs. Florida</b>	<b>2-6-16</b>
<b>33</b>	<b>Jamal Murray vs. Ohio St.</b>	<b>12-19-15</b>
32	Doron Lamb vs. Winthrop	12-22-10
30	Brandon Knight vs. W. Va.	3-19-11
29	Eric Bledsoe vs. ETSU	3-18-10
29	Terrence Jones vs. Oklahoma	11-22-10
29	Julius Randle vs. Belmont	12-21-13
28	Anthony Davis vs. Vanderbilt	2-25-12
28	Archie Goodwin vs. Morehead St.	11-21-12
28	Aaron Harrison vs. Robert Morris	11-17-13
27	DeMarcus Cousins at S. Carolina	1-26-10
27	DeMarcus Cousins vs. S. Houston	11-19-09
27	Anthony Davis vs. Arkansas	1-17-12
27	Terrence Jones at LSU	1-28-12
27	Terrence Jones vs. Notre Dame	12-8-10
27	Julius Randle vs. Michigan St.	11-12-13
<b>27</b>	<b>Tyler Ulis at South Carolina</b>	<b>2-13-16</b>
26	Aaron Harrison vs. Ole Miss	1-6-15
26	Andrew Harrison vs. Tennessee	1-18-14
26	Brandon Knight at Arkansas	2-23-11
26	Doron Lamb vs. Samford	12-20-11
26	Doron Lamb vs. Penn State	11-19-11
26	Kyle Wiltjer at Ole Miss	1-29-13
26	James Young vs. UT Arlington	11-19-13
26	James Young vs. Miss. St.	1-8-14
<b>26</b>	<b>Skal Labissiere vs. Albany</b>	<b>11-14-15</b>
<b>26</b>	<b>Tyler Ulis at Kansas</b>	<b>1-30-16</b>
<b>26</b>	<b>Jamal Murray at South Carolina</b>	<b>2-13-16</b>

**Active:** 35, Jamal Murray vs. Florida (2-6-16)  
**SEC:** 35, Jamal Murray vs. Florida (2-6-16)  
**Postseason:** 30, Brandon Knight vs. WVU (3-19-11)  
**SEC Tourney:** 23, John Wall vs. Alabama (3-12-10)  
**NCAA Tourney:** 30, Brandon Knight vs. WVU (3-19-11)  
**Rupp Arena:** 35, Jamal Murray vs. Florida (2-6-16)  
**On the Road:** 27, Tyler Ulis at South Carolina (2-13-16)  
**SEC Road:** 27, Tyler Ulis at South Carolina (2-13-16)  
**Ranked Opp.:** 30, Brandon Knight vs. West Virginia (3-19-11)  
**Freshman:** 35, Jamal Murray vs. Florida (2-6-16)  
**Sophomore:** 27, Tyler Ulis at South Carolina (2-13-16)  
**Junior:** 24, Darius Miller vs. Florida (2-26-11)  
**Senior:** 25, Alex Poythress at Alabama (1-9-16)  
**Opener:** 25, Terrence Jones vs. ETSU (11-12-10)  
**SEC Opener:** 26, Aaron Harrison vs. Ole Miss (1-6-15)  
*\*\*In some cases, the most recent occurrence is listed*

## MOST POINTS IN AN SEC GAME

Pts.	Player vs. Opponent	Date
35	Terrence Jones vs. Auburn	1-11-11
<b>35</b>	<b>Jamal Murray vs. Florida</b>	<b>2-6-16</b>
28	Anthony Davis vs. Vanderbilt	2-25-12
27	DeMarcus Cousins at S. Carolina	1-26-10
27	Anthony Davis vs. Arkansas	1-17-12
27	Terrence Jones at LSU	1-28-12
<b>27</b>	<b>Tyler Ulis at South Carolina</b>	<b>2-13-16</b>
26	Aaron Harrison vs. Ole Miss	1-6-15
26	Andrew Harrison vs. Tennessee	1-18-14
26	Brandon Knight at Arkansas	2-23-11
26	Kyle Wiltjer at Ole Miss	1-29-13
26	James Young vs. Miss. State	1-8-14
<b>26</b>	<b>Jamal Murray at South Carolina</b>	<b>2-13-16</b>
<b>25</b>	<b>Alex Poythress at Alabama</b>	<b>1-9-16</b>
25	Eric Bledsoe at Florida	1-12-10
25	Terrence Jones at Vanderbilt	2-12-11
25	Julius Randle at Ole Miss	2-18-14
25	Eric Bledsoe at Florida	1-12-10
25	Terrence Jones at Vanderbilt	2-12-11
25	Julius Randle at Ole Miss	2-18-14

## MOST POINTS IN A HALF

Pts.	Player vs. Opponent	Date
<b>27</b>	<b>Jamal Murray<sup>2</sup> vs. Ohio State</b>	<b>12-19-15</b>
23	Julius Randle <sup>2</sup> vs. Mich. State	11-12-13
22	Eric Bledsoe <sup>2</sup> vs. Morehead St.	11-13-09
22	Terrence Jones <sup>2</sup> vs. Auburn	1-11-11
20	DeMarcus Cousins <sup>2</sup> vs. Asheville	11-30-09
20	Terrence Jones <sup>2</sup> at Georgia	1-8-11
<b>20</b>	<b>Jamal Murray<sup>1</sup> vs. Florida</b>	<b>2-6-16</b>
19	Archie Goodwin <sup>2</sup> at Louisville	12-29-12
19	Aaron Harrison <sup>1</sup> vs. R. Morris	11-17-13
19	John Wall <sup>2</sup> vs. UConn	12-9-09
18	DeMarcus Cousins <sup>1</sup> vs. Sam Houston	11-19-09
18	Anthony Davis <sup>2</sup> vs. Louisville	12-31-11
18	Anthony Davis <sup>1</sup> at S. Carolina	2-4-12
18	Josh Harrellson <sup>2</sup> at Louisville	12-31-10
18	Aaron Harrison <sup>2</sup> vs. Belmont	12-21-13
18	Aaron Harrison <sup>2</sup> at Florida	2-7-15

<b>18</b>	<b>Skal Labissiere<sup>1</sup> vs. Albany</b>	<b>11-14-15</b>
18	Kyle Wiltjer <sup>2</sup> vs. Loyola	12-22-11

<sup>1</sup> - First Half; <sup>2</sup> - Second Half

## MOST POINTS OFF THE BENCH

Pts.	Player vs. Opponent	Date
35	Terrence Jones vs. Auburn	1-11-11
32	Doron Lamb vs. Winthrop	12-22-10
26	Kyle Wiltjer at Ole Miss	1-29-13
24	Doron Lamb at North Carolina	12-4-10
24	Kyle Wiltjer vs. Loyola	12-22-11
23	Kyle Wiltjer vs. Lipscomb	12-15-12
20	Doron Lamb vs. ETSU	11-12-10
20	Doron Lamb at Ole Miss	2-1-11

## MOST 3-POINTERS MADE

3's	Player vs. Opponent	Date
8	Eric Bledsoe vs. ETSU	3-18-10
<b>8</b>	<b>Jamal Murray vs. Florida</b>	<b>2-6-16</b>
<b>7</b>	<b>Jamal Murray vs. Ohio St.</b>	<b>12-19-15</b>
7	Doron Lamb vs. Winthrop	12-22-10
7	Kyle Wiltjer vs. Lipscomb	12-15-12
7	Kyle Wiltjer vs. Lafayette	11-16-12

## MOST FREE THROWS

FTs	Player vs. Opponent	Date
<b>14</b>	<b>Tyler Ulis at Arkansas</b>	<b>1-21-16</b>
13	Julius Randle vs. Belmont	12-21-13
13	Julius Randle at Ole Miss	2-18-14
12	Anthony Davis vs. Louisville	12-31-11
12	Archie Goodwin vs. Morehead St.	11-21-12
12	Archie Goodwin at Ole Miss	1-29-13
12	Dakari Johnson vs. UT Arlington	11-25-14
<b>12</b>	<b>Tyler Ulis at Tennessee</b>	<b>2-2-16</b>

## MOST REBOUNDS

Rebs	Player vs. Opponent	Date
19	Michael Kidd-Gilchrist vs. Louisville	12-31-11
18	DeMarcus Cousins vs. S. Houston	11-19-09
18	DeMarcus Cousins vs. Louisville	1-2-10
18	Anthony Davis vs. Chattanooga	12-17-11
18	Patrick Patterson vs. Rider	11-21-09
17	Terrence Jones at Washington	11-23-10
17	Terrence Jones vs. N. Dame	12-8-10
16	Anthony Davis vs. Kansas	4-2-12
16	Anthony Davis vs. UALR	1-3-12
16	Nerlens Noel vs. Baylor	12-1-12
16	Julius Randle vs. UNC Asheville	11-8-13
16	Julius Randle vs. LSU	3-14-14
15	DeMarcus Cousins vs. Tennessee	3-13-10
15	Anthony Davis vs. St. John's	12-1-11
15	Terrence Jones vs. UConn	4-2-11
15	Julius Randle vs. R. Morris	11-17-13
15	Julius Randle vs. Cleveland St.	11-25-13
15	Julius Randle vs. LSU	2-22-14
15	Julius Randle at S. Carolina	3-1-14
15	Julius Randle vs. Kansas State	3-21-14

**Active:** 13, Alex Poythress vs. Eastern Kentucky, 12-9-15  
**SEC:** 15, Julius Randle vs. LSU, 2-22-14  
**Postseason:** 16, Julius Randle vs. LSU, 3-14-14  
**SEC Tourney:** 16, Julius Randle vs. LSU, 3-14-14  
**NCAA Tourney:** 16, Anthony Davis vs. Kansas, 4-2-12  
**Rupp Arena:** 19, Michael Kidd-Gilchrist vs. Louisville, 12-31-11  
**On the Road:** 17, Terrence Jones at Washington, 11-23-10  
**SEC Road:** 15, Julius Randle at S. Carolina, 3-1-14  
**Ranked Opp.:** 19, Michael Kidd-Gilchrist vs. Louisville, 12-31-11  
**Freshman:** 19, Michael Kidd-Gilchrist vs. Louisville, 12-31-11  
**Sophomore:** 13, Dakari Johnson vs. G. Canyon, 11-14-14  
**Junior:** 18, Patrick Patterson vs. Rider, 11-21-09  
**Senior:** 14, Josh Harrellson at Arkansas, 2-23-11  
**Opener:** 16, Julius Randle vs. UNC Ash., 11-8-13  
**SEC Opener:** 12, Willie Cauley-Stein vs. Ole Miss, 1-6-15)  
*\*\*In some cases, the most recent occurrence is listed*

## MOST OFFENSIVE REBOUNDS

Rebs	Player vs. Opponent	Date
9	Willie Cauley-Stein vs. Arkansas	2-27-14
9	DeMarcus Cousins vs. Ole Miss	2-2-10
9	Patrick Patterson vs. Rider	11-21-09
8	DeMarcus Cousins vs. S. Houston	11-19-09
8	DeMarcus Cousins vs. Vanderbilt	1-30-10
8	Dakari Johnson vs. G. Canyon	11-14-14
8	Patrick Patterson at Indiana	12-12-09

## MOST DEFENSIVE REBOUNDS

Rebs	Player vs. Opponent	Date
15	Terrence Jones vs. Notre Dame	12-8-10
14	DeMarcus Cousins vs. Louisville	1-2-10

# CALIPARI ERA SINGLE-GAME INDIVIDUAL RECORDS

13	Anthony Davis vs. Chattanooga	12-17-11
13	Anthony Davis vs. LSU	3-9-12
13	Michael Kidd-Gilchrist vs. Louisville	12-31-11
13	Terrence Jones vs. Washington	11-23-10
12	Anthony Davis vs. UALR	1-3-12
12	Anthony Davis vs. Louisville	3-31-12
12	Anthony Davis vs. Kansas	4-2-12
12	Julius Randle vs. Kansas State	3-21-14
12	Karl-Anthony Towns vs. Georgia	2-3-15

## MOST ASSISTS

Assts.	Player vs. Opponent	Date
16	John Wall vs. Hartford	12-29-09
14	John Wall vs. UNC Asheville	11-30-09
<b>12</b>	<b>Tyler Ulis at South Carolina</b>	<b>2-13-16</b>
11	John Wall vs. Rider	11-21-09
11	John Wall vs. E. Tennessee St.	3-18-10
<b>11</b>	<b>Tyler Ulis vs. Florida</b>	<b>2-6-16</b>
10	Julius Mays vs. Lafayette	11-16-12
10	Marquis Teague vs. Florida	2-7-12
<b>10</b>	<b>Tyler Ulis vs. Ole Miss</b>	<b>1-2-16</b>
9	Archie Goodwin vs. LIU-Brook.	11-23-12
9	Andrew Harrison vs. Georgia	3-15-14
9	Andrew Harrison vs. Auburn	2-21-15
9	Brandon Knight vs. S. Carolina	2-19-11
9	DeAndre Liggins vs. Winthrop	12-22-10
9	Marquis Teague vs. Arkansas	1-17-12
<b>9</b>	<b>Tyler Ulis at UCLA</b>	<b>12-3-15</b>
9	John Wall vs. Vanderbilt	1-30-10
9	John Wall vs. Tennessee	3-13-10
9	John Wall vs. Mississippi St.	3-14-10

**Active:** 12, Tyler Ulis at South Carolina, 2-13-16  
**SEC:** 12, Tyler Ulis at South Carolina, 2-13-16  
**Postseason:** 11, John Wall vs. E. Tennessee St., 3-18-10  
**SEC Tourney:** 9, Andrew Harrison vs. Georgia, 3-15-14  
**NCAA Tourney:** 11, John Wall vs. E. Tenn. St., 3-18-10  
**Rupp Arena:** 16, John Wall vs. Hartford, 12-29-09  
**On the Road:** 12, Tyler Ulis at South Carolina, 2-13-16  
**SEC Road:** 12, Tyler Ulis at South Carolina, 2-13-16  
**Ranked Opp.:** 8, Tyler Ulis at Kansas, 1-30-16  
**Freshman:** 16, John Wall vs. Hartford, 12-29-09  
**Sophomore:** 12, Tyler Ulis at South Carolina, 2-13-16  
**Junior:** 9, DeAndre Liggins vs. Winthrop, 12-22-10  
**Senior:** 10, Julius Mays vs. Lafayette, 11-16-12  
**Opener:** 8, Jamal Murray, vs. Albany, 11-13-15  
**SEC Opener:** 10, Tyler Ulis vs. Ole Miss, 1-2-16

*\*\*In some cases, the most recent occurrence is listed*

## MOST POINTS-REBOUNDS-ASSISTS

P-R-A	Player vs. Opponent	Date
47 (27-17-3)	Terrence Jones vs. Notre Dame	12-8-10
45 (27-18-0)	DeMarcus Cousins vs. Sam Houston	11-19-09
45 (29-13-3)	Terrence Jones vs. Oklahoma	11-22-10
44 (24-19-1)	Michael Kidd-Gilchrist vs. Louisville	12-31-11
42 (35-8-0)	Terrence Jones vs. Auburn	1-11-11
<b>42 (35-6-1)</b>	<b>Jamal Murray vs. Florida</b>	<b>2-6-16</b>
41 (27-14-0)	Anthony Davis vs. Arkansas	1-17-12
41 (27-13-1)	Julius Randle vs. Michigan State	11-12-13
41 (26-10-5)	James Young vs. Mississippi State	1-8-14
40 (22-9-9)	Archie Goodwin vs. LIU-Brooklyn	11-23-12
40 (23-16-1)	Julius Randle vs. UNC Asheville	11-8-13
<b>39 (27-0-12)</b>	<b>Tyler Ulis at South Carolina</b>	<b>2-13-16</b>
39 (27-12-0)	DeMarcus Cousins at South Carolina	1-26-10
39 (18-18-3)	DeMarcus Cousins vs. Louisville	1-2-10
39 (28-11-0)	Anthony Davis vs. Vanderbilt	2-25-12
39 (22-16-1)	Anthony Davis vs. UALR	1-3-12
39 (23-14-2)	Josh Harrellson at Louisville	12-31-10
39 (25-12-2)	Terrence Jones vs. ETSU	11-12-10
39 (26-8-5)	Brandon Knight at Arkansas	2-23-11
39 (29-10-0)	Julius Randle vs. Belmont	12-21-13
39 (22-14-3)	Julius Randle vs. Northern Ky.	11-10-13
38 (28-6-4)	Archie Goodwin vs. Morehead St.	11-21-12
38 (19-18-1)	Patrick Patterson vs. Rider	11-21-09
38 (25-13-0)	Julius Randle at Ole Miss	2-18-14
38 (21-6-11)	John Wall vs. Rider	11-21-09

## MOST MINUTES WITHOUT A TURNOVER

Mins.	Player vs. Opponent	Date
44	Darius Miller at Arkansas	2-23-11
41	Aaron Harrison vs. LSU	2-22-14
<b>40</b>	<b>Tyler Ulis vs. Duke</b>	<b>11-17-15</b>
40	Aaron Harrison vs. Ole Miss	1-6-15
40	Alex Poythress vs. Missouri	2-23-13
39	Anthony Davis vs. Alabama	1-21-12
39	Ryan Harrow at Louisville	12-29-12
39	Michael Kidd-Gilchrist vs. Louisville	12-31-11
39	Nerlens Noel vs. Texas A&M	1-12-13

## MOST BLOCKED SHOTS

Blks.	Player vs. Opponent	Date
12	Nerlens Noel at Ole Miss	1-29-13
9	Willie Cauley-Stein vs. Boise State	12-10-13
9	Willie Cauley-Stein vs. Providence	12-1-13
8	Anthony Davis at S. Carolina	2-4-12
8	Anthony Davis vs. St. John's	12-1-11
8	Nerlens Noel at Alabama	1-22-13
7	Willie Cauley-Stein vs. E. Michigan	11-27-13
7	Willie Cauley-Stein vs. Missouri	2-23-13
7	Anthony Davis vs. WKU	3-15-12
7	Anthony Davis at Vanderbilt	2-11-12
7	Anthony Davis vs. Tennessee	1-31-12
7	Anthony Davis vs. Arkansas	1-17-12
7	Anthony Davis vs. S. Carolina	1-7-12
7	Anthony Davis vs. Kansas	11-15-11
7	Nerlens Noel at Auburn	1-19-13
7	Nerlens Noel vs. Texas A&M	1-12-13
7	Nerlens Noel vs. Lipscomb	12-15-12
7	Nerlens Noel vs. Portland	12-8-12
7	Karl-Anthony Towns vs. Vanderbilt	1-20-15

**Active:** 5, Skal Labissiere vs. Missouri, 1-27-16  
**SEC:** 12, Nerlens Noel at Ole Miss, 1-29-13  
**Postseason:** 7, Anthony Davis vs. WKU, 3-15-12  
**SEC Tourney:** 6, Anthony Davis vs. LSU, 3-11-12  
**NCAA Tourney:** 7, Anthony Davis vs. WKU, 3-15-12  
**Rupp Arena:** 9, Willie Cauley-Stein vs. Boise St., 12-10-13  
**On the Road:** 12, Nerlens Noel at Ole Miss, 1-29-13  
**SEC Road:** 12, Nerlens Noel at Ole Miss, 1-29-13  
**Ranked Opp.:** 12, Nerlens Noel at Ole Miss, 1-29-13  
**Freshman:** 12, Nerlens Noel at Ole Miss, 1-29-13  
**Sophomore:** 9, Willie Cauley-Stein vs. Boise St., 12-10-13  
**Junior:** 5, Marcus Lee vs. Arizona State, 12-12-15  
**Senior:** 6, Josh Harrellson vs. Penn, 1-3-11  
**Opener:** 5, Anthony Davis vs. Marist, 11-11-11  
**SEC Opener:** 7, Anthony Davis vs. S. Carolina, 1-7-12

*\*\*In some cases, the most recent occurrence is listed*

## MOST STEALS

Stls.	Player vs. Opponent	Date
6	Willie Cauley-Stein vs. Georgia	1-25-14
6	Nerlens Noel vs. Baylor	12-1-12
6	John Wall vs. UConn	12-9-09
6	John Wall vs. UNC Asheville	11-30-09
<b>6</b>	<b>Tyler Ulis vs. Ole Miss</b>	<b>1-2-16</b>
5	Willie Cauley-Stein vs. Texas	12-5-14
5	Aaron Harrison vs. Arkansas	2-28-15
5	DeAndre Liggins vs. Tennessee	2-8-11
5	Darius Miller at Portland	11-19-10

**Active:** 6, Tyler Ulis vs. Ole Miss, 1-2-16  
**SEC:** 6, Tyler Ulis vs. Ole Miss, 1-2-16  
**Postseason:** 5, John Wall vs. Miss. State, 3-14-10  
**SEC Tourney:** 5, John Wall vs. Miss. State, 3-14-10  
**NCAA Tourney:** 4, Andrew Harrison vs. W. Virginia, 3-26-15  
**Rupp Arena:** 6, Tyler Ulis vs. Ole Miss, 1-2-16  
**On the Road:** 5, Darius Miller at Portland, 11-19-10  
**SEC Road:** 3, Jamal Murray, at Auburn, 1-16-16  
**Ranked Opp.:** 5, Aaron Harrison vs. Arkansas, 2-28-15  
**Freshman:** 6, Nerlens Noel vs. Baylor, 12-1-12  
**Sophomore:** 6, Tyler Ulis vs. Ole Miss, 1-2-16  
**Junior:** 5, Willie Cauley-Stein vs. Texas, 12-5-14  
**Senior:** 4, Josh Harrellson vs. Princeton, 3-17-11  
**Opener:** 4, Aaron Harrison vs. UNC Asheville, 11-8-13  
**SEC Opener:** 6, Tyler Ulis vs. Ole Miss, 1-2-16

*\*\*In some cases, the most recent occurrence is listed*

# CALIPARI ERA SINGLE-GAME SCORING RECORDS

## MOST POINTS

Pts.(Score)	Opp.	Date
110 (110-75)	Auburn	2/21/15
108 (108-58)	Marist	11/11/11
105 (105-76)	UT Arlington	11/19/13
104 (104-75)	LIU Brooklyn	11/23/12
104 (104-61)	Hartford	12/29/09
102 (102-90)	vs. Indiana	3/23/12
102 (102-92)	Sam Houston	11/19/09
101 (101-49)	Lafayette	11/16/12
101 (101-70)	Arkansas	1/23/10
100 (100-71)	vs. ETSU	3/18/10

## MOST POINTS IN A LOSS

Pts.(Score)	Opp.	Date
85 (85-87)	at Arkansas	1/14/14
<b>84 (90-84)</b>	<b>at Kansas</b>	<b>1/30/16</b>
82 (82-87)	at LSU	1/28/14
77 (77-82)	at N. Carolina	12/14/13
77 (77-80)	at Louisville	12/19/12
77 (77-87)	at UCLA	12/3/15
<b>77 (77-84)</b>	<b>at Tennessee</b>	<b>2/2/16</b>
76 (76-77)	at Arkansas	2/23/11
74 (74-78)	vs. Michigan St.	11/12/13
73 (73-75)	at N. Carolina	12/4/10

## MOST POINTS IN A WIN OVER RANKED TEAM

Pts.(Score)	Opp.	Date
102 (102-90)	vs. Indiana	3/23/12
87 (87-74)	at Ole Miss	1/29/13
85 (85-72)	Vanderbilt	1/30/10
85 (85-75)	Ole Miss	2/2/10
84 (84-70)	North Carolina	12/13/14
84 (84-67)	Arkansas	2/28/15
82 (82-70)	vs. Baylor	3/25/12
78 (78-63)	vs. Arkansas	3/15/15
78 (78-39)	vs. West Virginia	3/26/15
78 (78-76)	vs. Wichita St.	3/23/14
78 (78-58)	Florida	2/7/12
78 (78-63)	at Louisville	12/31/10

## MOST PTS. AT NEUTRAL SITE

Pts.(Score)	Opp.	Date
102 (102-90)	vs. Indiana	3/23/12
100 (100-71)	vs. ETSU	3/18/10
94 (94-57)	vs. UNC Ash.	11/30/09
91 (91-67)	vs. Auburn	3/14/15
90 (90-60)	vs. Wake Forest	3/20/10
87 (87-71)	vs. Iowa State	3/17/12
85 (85-67)	vs. LSU	3/14/14
85 (85-47)	vs. Penn State	11/19/11
<b>84 (84-63)</b>	<b>vs. South Florida</b>	<b>11/27/15</b>
83 (83-44)	vs. UCLA	12/20/14

## MOST PTS. IN NCAA TOURNEY

Pts.(Score)	Opp.	Date
102 (102-90)	vs. Indiana	3/23/12
100 (100-71)	vs. ETSU	3/18/10
90 (90-60)	vs. Wake Forest	3/20/10
87 (87-71)	vs. Iowa State	3/17/12
82 (82-70)	vs. Baylor	3/25/12
81 (81-66)	vs. WKU	3/15/12
79 (79-56)	vs. Hampton	3/19/15
78 (78-39)	vs. West Virginia	3/26/15
78 (78-76)	vs. Wichita St.	3/23/14
76 (76-69)	vs. N. Carolina	3/27/11

## MOST PTS. IN SEC TOURNEY

Pts.(Score)	Opp.	Date
91 (91-67)	vs. Auburn	3/14/15
85 (85-67)	vs. LSU	3/14/14
78 (78-63)	vs. Arkansas	3/15/15
75 (75-66)	vs. Ole Miss	3/11/11
75 (75-74)	vs. Miss. State	3/14/10
74 (74-71)	vs. Florida	3/10/12
74 (74-45)	vs. Tennessee	3/13/10
72 (72-58)	vs. Alabama	3/12/11
73 (73-67)	vs. Alabama	3/12/10
70 (70-58)	vs. Georgia	3/15/14
70 (70-54)	vs. Florida	3/13/11

## MOST PTS. IN RUPP ARENA WIN

Pts.(Score)	Opp.	Date
110 (110-75)	Auburn	2/21/15
108 (108-58)	Marist	11/11/11
105 (105-76)	UT Arlington	11/19/13
104 (104-75)	LIU Brooklyn	11/23/12
104 (104-61)	Hartford	12/29/09
102 (102-92)	Sam Houston	11/19/09
101 (101-49)	Lafayette	11/16/12
101 (101-70)	Arkansas	1/23/10
93 (93-80)	Belmont	12/21/13
93 (93-63)	Northern Ky.	11/10/13

## MOST PTS. IN ROAD GAME WIN

Pts.(Score)	Opp.	Date
90 (90-73)	at Indiana	12/12/09
89 (89-77)	at Florida	1/12/10
<b>89 (89-62)</b>	<b>at South Carolina</b>	<b>2/13/16</b>
87 (87-74)	at Ole Miss	1/29/13
86 (86-52)	at S. Carolina	2/4/12
84 (84-79)	at Missouri	2/1/14
84 (84-70)	at Ole Miss	2/18/14
81 (81-55)	at LSU	2/6/10
81 (81-75)	at Miss. State	2/16/10
80 (80-69)	at Georgia	3/3/10
<b>80 (80-66)</b>	<b>at Arkansas</b>	<b>1/21/16</b>

## MOST POINTS/HALF

Pts.	Opp.	Date
63 <sup>2</sup>	Marist	11/11/11
63 <sup>2</sup>	UT Arlington	11/19/13
58 <sup>2</sup>	Auburn	2/21/15
57 <sup>1</sup>	Arkansas	1/23/10
57 <sup>1</sup>	Hartford	12/29/09
56 <sup>1</sup>	Drexel	12/21/09
55 <sup>1</sup>	LIU-Brooklyn	11/23/12
55 <sup>1</sup>	UT Arlington	11/25/14
54 <sup>1</sup>	vs. East Tenn. State	3/18/10

<sup>1</sup> - First Half; <sup>2</sup> - Second Half

## FEWEST POINTS

Pts.(Score)	Opp.	Date
48 (48-64)	vs. Vanderbilt	3/15/13
50 (50-64)	at Notre Dame	11/29/12
52 (52-69)	at Florida	2/12/13
54 (54-60)	vs. UConn	4/7/14
55 (55-48)	Alabama	3/4/14
55 (55-64)	Baylor	12/1/12
55 (55-59)	at Alabama	1/22/13
55 (55-56)	vs. UConn	4/2/11
56 (56-46)	Columbia	12/10/14
56 (56-49)	vs. Kansas St.	3/21/14

## FEWEST POINTS IN A WIN

Pts.(Score)	Opp.	Date
55 (55-48)	Alabama	3/4/14
56 (56-46)	Columbia	12/10/14
56 (56-49)	vs. Kansas St.	3/21/14
57 (57-44)	at Georgia	1/24/12
58 (58-38)	Providence	11/30/14
58 (58-50)	at Louisville	12/27/14
58 (58-43)	at S. Carolina	1/24/14
58 (58-56)	at Vanderbilt	2/20/10
59 (59-57)	vs. Princeton	3/17/11
60 (60-58)	at Vanderbilt	1/10/13
60 (60-51)	vs. LSU	3/9/12

## FEWEST PTS. AT NEUTRAL SITE

Pts.(Score)	Opp.	Date
48 (48-64)	vs. Vanderbilt	3/15/13
54 (54-60)	vs. UConn	4/7/14
55 (55-56)	vs. UConn	4/2/11
56 (56-49)	vs. Kansas St.	3/21/14
59 (59-57)	vs. Princeton	3/17/11
60 (60-61)	vs. Florida	3/16/14
60 (60-51)	vs. LSU	3/9/12
62 (62-67)	vs. Baylor	12/6/13
62 (62-52)	vs. ODU	11/20/11
62 (62-60)	vs. Ohio State	3/25/11
62 (62-45)	vs. Cornell	3/25/10

## FEWEST POINTS IN NCAA TOURNEY

Pts.(Score)	Opp.	Date
54 (54-60)	vs. UConn	4/7/14
55 (55-56)	vs. UConn	4/2/11
56 (56-49)	vs. Kansas St.	3/21/14
59 (59-57)	vs. Princeton	3/17/11
62 (62-60)	vs. Ohio State	3/25/11
62 (62-45)	vs. Cornell	3/25/10
64 (64-71)	vs. Wisconsin	4/4/15
64 (64-51)	vs. Cincinnati	3/21/15
66 (66-73)	vs. W. Virginia	3/27/10
67 (67-59)	vs. Kansas	4/2/12

## FEWEST PTS. IN SEC TOURNEY

Pts.(Score)	Opp.	Date
48 (48-64)	vs. Vanderbilt	3/15/13
60 (60-61)	vs. Florida	3/16/14
60 (60-51)	vs. LSU	3/9/12
64 (64-49)	vs. Florida	3/13/15
64 (64-71)	vs. Vanderbilt	3/11/12
70 (70-58)	vs. Georgia	3/15/14
70 (70-54)	vs. Florida	3/13/11
72 (72-58)	vs. Alabama	3/12/11
73 (73-67)	vs. Alabama	3/12/10
74 (74-71)	vs. Florida	3/10/12
74 (74-45)	vs. Tennessee	3/13/10

## FEWEST PTS. IN RUPP ARENA

Pts.(Score)	Opp.	Date
55 (55-64)	Baylor	12/1/12
56 (56-46)	Columbia	12/10/14
58 (58-38)	Providence	11/30/14
61 (61-57)	Florida	3/9/13

## FEWEST PTS. IN ROAD GAME

Pts.(Score)	Opp.	Date
50 (50-64)	at Notre Dame	11/29/12
52 (52-69)	at Florida	2/12/13
55 (55-48)	at Alabama	3/4/14
55 (55-59)	at Alabama	1/22/13
57 (57-59)	at R. Morris	3/19/13
57 (57-44)	at Georgia	1/24/12
58 (58-50)	at Louisville	12/27/14
58 (58-43)	at S. Carolina	1/24/14
58 (58-88)	at Tennessee	2/16/13
58 (58-56)	at Vanderbilt	2/20/10

## FEWEST POINTS/HALF

Pts.	Opp.	Date
19 <sup>2</sup>	at Georgia	1/24/12
21 <sup>1</sup>	vs. UConn	4/2/11
22 <sup>1</sup>	at Tennessee	3/6/11
22 <sup>2</sup>	at Alabama	1/22/13
22 <sup>2</sup>	at Louisville	12/27/14
23 <sup>1</sup>	vs. UConn	12/9/09
23 <sup>1</sup>	vs. Vanderbilt	3/15/13
23 <sup>2</sup>	vs. Maryland	11/9/12
23 <sup>2</sup>	vs. UConn	4/7/14
23 <sup>1</sup>	Columbia	12/10/14

<sup>1</sup> - First Half; <sup>2</sup> - Second Half

## CALIPARI ERA LARGEST MARGINS

### VICTORY MARGINS

Margin (Score)	Opponent	Date
+58 (86-28)	Montana State	11/13/14
+52 (101-49)	Lafayette	11/16/12
+50 (108-58)	Marist	11/11/11
+49 (86-37)	Missoui	1/13/15
+48 (92-44)	UT Arlington	11/25/14
+48 (88-40)	Radford	11/23/11
+44 (88-44)	Drexel	12/21/09
+43 (104-61)	Hartford	12/29/09
+40 (85-45)	Grand Canyon	11/14/14
+39 (83-44)	vs. UCLA	12/20/14
+39 (78-39)	vs. W. Virginia	3/26/15

### IN RUPP ARENA

Margin (Score)	Opponent	Date
+58 (86-28)	Montana State	11/13/14
+52 (101-49)	Lafayette	11/16/12
+50 (108-58)	Marist	11/11/11
+49 (86-37)	Missoui	1/13/15
+48 (92-44)	UT Arlington	11/25/14
+48 (88-40)	Radford	11/23/11
+44 (88-44)	Drexel	12/21/09
+43 (104-61)	Hartford	12/29/09
+40 (85-45)	Grand Canyon	11/14/14
+38 (87-49)	Robert Morris	11/17/13
+38 (88-50)	Lipscomb	12/15/12
+38 (82-44)	LSU	1/15/11

### IN SEC PLAY

Margin (Score)	Opponent	Date
+49 (86-37)	Missoui	1/13/15
+38 (82-44)	LSU	1/15/11
+35 (110-75)	Auburn	2/21/15
+34 (77-43)	South Carolina	2/14/15
+34 (86-52)	at South Carolina	2/4/12
<b>+34 (88-54)</b>	<b>Missouri</b>	<b>1/27/16</b>
<b>+34 (82-48)</b>	<b>Georgia</b>	<b>2/9/16</b>
+31 (90-59)	South Carolina	2/19/11
+31 (101-70)	Arkansas	1/23/10
+30 (43-36)	Mississippi State	2/27/13
+30 (79-49)	Georgia	3/1/12

### ON THE ROAD

Margin (Score)	Opponent	Date
+34 (86-52)	at South Carolina	2/4/12
+31 (79-48)	at Portland	11/19/10
<b>+27 (89-62)</b>	<b>at South Carolina</b>	<b>2/13/16</b>
+26 (81-55)	at LSU	2/6/10
+24 (74-50)	at LSU	1/28/12
+22 (70-48)	at Alabama	1/17/15
+22 (75-53)	at Auburn	1/19/13
+18 (66-48)	at Tennessee	2/17/15
+18 (74-56)	at Mississippi State	2/25/15

### NEUTRAL SITE

Margin (Score)	Opponent	Date
+39 (83-44)	vs. UCLA	12/20/14
+39 (78-39)	vs. W. Virginia	3/26/15
+38 (85-47)	vs. Penn State	11/19/11
+32 (72-40)	vs. Kansas	11/18/14
+30 (90-60)	vs. Wake Forest	3/20/10
+29 (74-45)	vs. Tennessee	3/13/10
+29 (100-71)	vs. ETSU	3/18/10
+24 (91-67)	vs. Auburn	3/14/15
+23 (79-56)	vs. Hampton	3/19/15
+22 (73-52)	vs. Little Rock	1/3/12

### ON THE ROAD IN THE SEC

Margin (Score)	Opponent	Date
+34 (86-52)	at South Carolina	2/4/12
<b>+27 (89-62)</b>	<b>at South Carolina</b>	<b>2/13/16</b>
+26 (81-55)	at LSU	2/6/10
+24 (74-50)	at LSU	1/28/12
+22 (75-53)	at Auburn	1/19/13
+22 (70-48)	at Alabama	1/17/15
+18 (66-48)	at Tennessee	2/17/15
+18 (74-56)	at Mississippi State	2/25/15
<b>+16 (77-61)</b>	<b>at Alabama</b>	<b>1/9/16</b>
+16 (69-53)	at Missouri	1/29/15
+15 (68-53)	at Auburn	1/11/12
+15 (74-59)	at Florida	3/4/12
+15 (58-43)	at South Carolina	1/24/15

### SEC TOURNAMENT

Margin (Score)	Opponent	Date
+29 (74-45)	vs. Tennessee	3/13/10
+24 (91-67)	vs. Auburn	3/14/15
+18 (85-67)	vs. LSU	3/14/14
+16 (70-54)	vs. Florida	3/13/11
+15 (64-49)	vs. Florida	3/13/15
+15 (78-63)	vs. Arkansas	3/15/15
+14 (72-58)	vs. Alabama	3/12/11
+12 (70-58)	vs. Georgia	3/15/14
+9 (60-51)	vs. LSU	3/9/12
+9 (75-66)	vs. Ole Miss	3/11/11

### NCAA TOURNAMENT

Margin (Score)	Opponent	Date
+39 (78-39)	vs. W. Virginia	3/26/15
+30 (90-60)	vs. Wake Forest	3/20/10
+29 (100-71)	vs. ETSU	3/18/10
+23 (79-56)	vs. Hampton	3/19/15
+17 (62-45)	vs. Cornell	3/25/10
+16 (87-71)	vs. Iowa State	3/17/12
+15 (81-66)	vs. WKU	3/15/12
+13 (64-51)	vs. Cincinnati	3/21/15
+12 (102-90)	vs. Indiana	3/23/12
+12 (82-70)	vs. Baylor	3/25/12

### KENTUCKY'S 100-POINT GAMES

Points (Score)	Opponent	Date
110 (110-75)	Auburn	2/21/15
108 (108-58)	Marist	11/11/11
105 (105-76)	UT Arlington	11/19/13
104 (104-61)	Hartford	12/29/09
104 (104-75)	LIU Brooklyn	11/23/12
102 (102-92)	Rider	11/21/09
102 (102-90)	Indiana	3/23/12
101 (101-70)	Arkansas	1/23/10
101 (101-49)	Lafayette	11/16/12
100 (100-71)	E. Tennessee St.	3/18/10

### YEAR BY YEAR 100-POINT SCORING GAMES

Year	No.
2010	4
2011	0
2012	2
2013	2
2014	1
2015	1
2016	0

# CALIPARI ERA SINGLE-GAME TEAM RECORDS

## MOST FIELD GOALS

FGs.	Opp.	Date
46	Marist	11/11/11
44	Auburn	2/21/15
42	LIU-Brooklyn	11/23/12
41	Hartford	12/29/09
40	Lafayette	11/16/12
38	Wake Forest	3/20/10
37	Arkansas	1/23/10
36	Sam Houston	11/19/09
36	vs. UNC Ashe.	11/30/09
36	at Florida	1/12/10

## FEWEST FIELD GOALS

FGs.	Opp.	Date
14	at S. Carolina	3/1/14
16	Alabama	3/4/14
17	Louisville	12/31/11
17	at Auburn	2/12/14
18	vs. LSU	3/9/12
18	vs. Vanderbilt	3/15/13
18	vs. Florida	3/16/14
18	vs. UConn	4/7/14
18	at Texas A&M	1/10/15
18	at S. Carolina	1/24/15

## MOST FIELD-GOAL ATTEMPTS

FGs.	Opp.	Date
77	Arkansas	1/23/10
76	Arkansas	2/27/14
75	Marist	11/11/11
73	at LSU	1/28/14
<b>72</b>	<b>at Auburn</b>	<b>1/16/16</b>
71	at Georgia	1/8/11
71	at Arkansas	2/23/11
71	Baylor	12/1/12
70	at Florida	1/12/10
70	LSU	1/15/11
70	Grand Canyon	11/14/14

## FEWEST FIELD-GOAL ATTEMPTS

FGs.	Opp.	Date
39	at S. Carolina	1/24/15
40	at R. Morris	3/19/13
41	Tennessee	1/31/12
41	Alabama	1/31/15
42	vs. Cleveland St.	11/24/09
42	vs. LSU	3/9/12
42	vs. Providence	12/1/13
42	Florida	2/15/14
43	at Auburn	1/16/10
43	at Arkansas	3/2/13

## MOST FREE THROWS

FTs.	Opp.	Date
35	vs. Indiana	3/23/12
33	at S. Carolina	3/1/14
32	Louisville	12/31/11
31	Indiana	12/11/10
31	Morehead St.	11/21/12
30	vs. Baylor	3/25/12
30	UNC Asheville	11/8/13
30	vs. Auburn	3/14/15
29	at N. Carolina	12/14/13
<b>29</b>	<b>Illinois State</b>	<b>11/30/15</b>

## FEWEST FREE THROWS

FTs.	Opp.	Date
4	vs. UConn	4/2/11
<b>4</b>	<b>Vanderbilt</b>	<b>1/23/16</b>
6	vs. Princeton	3/17/11
6	at Alabama	1/22/13
6	at Florida	2/12/13
6	vs. Michigan	3/30/14
7	vs. Wake Forest	3/20/10
7	at Georgia	1/24/12
7	at Florida	3/4/12
7	vs. UCLA	12/20/14
7	at LSU	2/10/15

## MOST FREE-THROW ATTEMPTS

FTs.	Opp.	Date
48	UNC Asheville	11/8/13
<b>46</b>	<b>Illinois State</b>	<b>11/30/15</b>
44	Indiana	12/11/10
44	vs. Baylor	3/25/12
43	Louisville	12/31/11
43	at N. Carolina	12/14/13
42	at S. Carolina	3/1/14
41	Morehead St.	11/21/12
41	vs. LSU	3/14/14
40	Alabama	1/21/12
40	E. Michigan	11/27/13
40	at Arkansas	1/14/14
40	at Auburn	2/12/14
40	Ole Miss	1/6/15

## FEWEST FREE-THROW ATTEMPTS

FTs.	Opp.	Date
<b>6</b>	<b>Vanderbilt</b>	<b>1/23/16</b>
10	vs. Wisconsin	4/4/15
11	vs. Princeton	3/17/11
11	Georgia	3/1/12
11	Florida	2/7/12
11	at Florida	3/4/12
11	at Alabama	1/22/13
11	at Florida	2/12/13
11	Mississippi St.	2/27/13
11	vs. Michigan	3/30/14
11	at LSU	2/10/15

## MOST 3-POINTERS

3s.	Opp.	Date
15	vs. ETSU	3/18/10
15	Georgia	3/1/12
14	Hartford	12/29/09
13	ETSU	11/12/10
12	Vanderbilt	1/30/10
12	Winthrop	12/22/10
12	vs. N. Carolina	3/27/11
12	Chattanooga	12/17/11
12	vs. UCLA	12/20/14
<b>12</b>	<b>Florida</b>	<b>2/6/16</b>

## FEWEST 3-POINTERS

3s.	Opp.	Date
1	vs. Alabama	3/12/10
1	Tennessee	1/31/12
1	vs. LSU	3/9/12
1	LSU	2/22/14
1	Texas	12/5/14

## MOST 3-POINT ATTEMPTS

3s.	Opp.	Date
33	Arkansas	1/23/10
33	vs. ETSU	3/18/10
33	Chattanooga	12/17/11
32	vs. W. Virginia	3/27/10
28	Hartford	12/29/09
28	vs. Vanderbilt	3/11/12
28	Alabama	3/4/14
28	at Texas A&M	1/10/15
27	vs. UConn	4/2/11
27	Georgia	3/1/12

## FEWEST 3-POINT ATTEMPTS

3s.	Opp.	Date
5	at Tennessee	1/14/12
5	vs. Wisconsin	4/5/14
5	vs. Wisconsin	4/4/15
6	Vanderbilt	1/20/15
6	Florida	3/7/15
7	at Indiana	12/10/11
7	vs. Louisville	3/31/12
7	Providence	11/30/14
7	at Missouri	1/29/15

## MOST REBOUNDS

Rebs.	Opp.	Date
59	Arkansas	1/23/10
57	Louisville	12/31/11
56	Robert Morris	11/17/13
<b>54</b>	<b>NJIT</b>	<b>11/14/15</b>
53	at LSU	2/6/10
53	at Miss. State	2/16/10
53	Montana St.	11/23/14
53	at Texas A&M	1/10/15
52	E. Michigan	1/2/13
52	E. Michigan	11/27/13

## FEWEST REBOUNDS

Rebs.	Opp.	Date
21	at Tennessee	2/16/13
21	Alabama	1/31/15
22	vs. Wisconsin	4/4/15
24	Tennessee	1/18/14
24	North Carolina	12/13/14
24	Georgia	2/3/15
25	at R. Morris	3/19/13
25	vs. Baylor	12/6/13
26	Mississippi St.	2/15/11
26	vs. Princeton	3/17/11

## MOST OFFENSIVE REBOUNDS

Rebs.	Opp.	Date
26	Arkansas	2/27/14
24	vs. W. Virginia	3/27/10
24	Grand Canyon	11/14/14
22	Arkansas	1/23/10
22	at Auburn	2/2/14
<b>22</b>	<b>NJIT</b>	<b>11/14/15</b>
21	at Indiana	12/12/09
21	Baylor	12/1/12
21	at S. Carolina	3/1/14
21	Columbia	12/10/14

## FEWEST OFFENSIVE REBOUNDS

Rebs.	Opp.	Date
3	at S. Carolina	1/24/14
5	Georgia	1/29/11
5	Mississippi State	2/15/11
5	Alabama	1/31/15
5	Georgia	2/3/15
6	at Florida	2/5/11
6	vs. Princeton	3/17/11
6	Tennessee	1/31/12
6	vs. Louisville	3/31/12
6	at Florida	3/8/14
6	vs. Wisconsin	4/4/15
<b>6</b>	<b>Vanderbilt</b>	<b>1/23/16</b>
<b>6</b>	<b>at Kansas</b>	<b>1/30/16</b>

## MOST DEFENSIVE REBOUNDS

Rebs.	Opp.	Date
39	E. Michigan	1/2/13
39	Robert Morris	11/17/13
38	vs. Cleveland St.	11/24/09
38	EKU	12/7/14
38	vs. Hampton	3/19/15
37	Arkansas	1/23/10
37	Louisville	12/31/11
37	at Texas A&M	1/10/15
36	Marist	11/11/11
36	Radford	11/23/11

## FEWEST DEFENSIVE REBOUNDS

Rebs.	Opp.	Date
9	at Tennessee	2/16/13
13	North Carolina	12/13/14
15	at Alabama	1/18/11
15	vs. Baylor	12/6/13
16	vs. UConn	11/24/10
16	at Auburn	1/11/12
16	Texas A&M	1/12/13
16	Alabama	1/31/15
16	vs. Wisconsin	4/4/15

# CALIPARI ERA SINGLE-GAME TEAM RECORDS

## MOST ASSISTS

Assts.	Opp.	Date
30	Hartford	12/29/09
28	vs. UNC Ash.	11/30/09
28	LIU-Brooklyn	11/23/12
25	vs. UCLA	12/20/14
25	Auburn	2/21/15
24	vs. ETSU	3/18/10
24	Marist	11/11/11
24	Boston	11/21/14
23	Lafayette	11/16/12
23	Samford	12/4/12

## FEWEST ASSISTS

Assts.	Opp.	Date
5	LSU	2/22/14
6	Vanderbilt	3/1/11
7	vs. Washington	11/23/10
7	at Tennessee	1/14/12
7	Vanderbilt	2/20/13
7	vs. Vanderbilt	3/15/13
7	Boise State	12/10/13
7	at Auburn	2/12/14
7	Arkansas	2/27/14
7	vs. Florida	3/13/15
7	vs. Wisconsin	4/4/15

## MOST TURNOVERS

TOS.	Opp.	Date
24	Morehead St.	11/13/09
23	Sam Houston	11/19/09
21	North Carolina	12/5/09
21	vs. ODU	11/20/11
21	Louisville	12/31/11
20	vs. Cleveland St.	11/24/09
20	E. Michigan	11/27/13
20	<b>Albany</b>	<b>11/13/15</b>

## FEWEST TURNOVERS

TOS.	Opp.	Date
3	at S. Carolina	2/4/12
3	at Georgia	3/3/15
4	Portland	11/26/11
4	vs. Wisconsin	4/5/14
4	Columbia	12/10/14
5	Alabama	1/31/15

## MOST BLOCKS

Blks.	Opp.	Date
18	St. John's	12/1/11
14	at Georgia	3/3/10
13	Marist	11/11/11
13	vs. Kansas	11/15/11
13	Arkansas	1/17/12
13	at Ole Miss	1/29/13
13	vs. UCLA	12/20/14

## FEWEST BLOCKS

Blks.	Opp.	Date
1	at Florida	3/8/14
1	vs. Wisconsin	4/5/14
1	at Missouri	1/29/15
1	Alabama	1/31/15
1	<b>Wright State</b>	<b>11/20/15</b>
1	<b>at LSU</b>	<b>1/5/16</b>
2	vs. Notre Dame	12/8/10
2	at Georgia	3/7/13
2	vs. Vanderbilt	3/15/13
2	at Vanderbilt	1/11/14
2	vs. Georgia	3/15/14
2	vs. Louisville	3/28/14
2	at Florida	2/7/15
2	<b>vs. Ole Miss</b>	<b>1/2/16</b>

## MOST STEALS

Stls.	Opp.	Date
15	Lafayette	11/16/12
13	vs. UConn	12/9/09
13	<b>vs. Ole Miss</b>	<b>1/2/16</b>
12	vs. UNC Ash.	11/30/09
12	Georgia	1/9/10
12	vs. Cornell	3/25/10
12	Portland	11/26/11
12	Lipscomb	12/15/12
12	Providence	11/30/14
12	North Carolina	12/13/14
12	<b>Boston U.</b>	<b>11/24/15</b>

## FEWEST STEALS

Stls.	Opp.	Date
0	vs. Baylor	12/6/13
1	Florida	2/26/11
1	vs. W. Virginia	3/19/11
1	at R. Morris	3/19/13
1	vs. Michigan St.	11/12/13

## MOST PERSONAL FOULS

Fls.	Opp.	Date
33	<b>at Kansas</b>	<b>1/30/15</b>
31	at N. Carolina	12/14/13
31	at Arkansas	1/14/14
29	at S. Carolina	3/1/14
28	Vanderbilt	1/30/10
27	vs. W. Virginia	3/27/10
27	<b>at UCLA</b>	<b>12/3/15</b>
26	at N. Carolina	12/4/10
26	at Georgia	3/7/13
26	Texas	12/5/14
26	at Texas A&M	1/10/15
26	vs. Auburn	3/14/15
26	<b>at Tennessee</b>	<b>2/2/16</b>

## FEWEST PERSONAL FOULS

Fls.	Opp.	Date
7	Hartford	12/29/09
8	vs. UNC Ash.	11/30/09
8	Drexel	12/21/09
8	Winthrop	12/22/10
8	vs. Princeton	3/17/11
8	vs. Florida	3/10/12
8	Lafayette	11/16/12
8	Montana St.	11/23/14

## HIGHEST FIELD-GOAL PCT.

Pct.	Opp.	Date
.677	LIU-Brooklyn	11/23/12
.647	Auburn	2/21/15
.645	Lafayette	11/16/12
.643	vs. Providence	12/1/13
.614	South Carolina	2/5/13
.613	Marist	11/11/11
.603	Hartford	12/29/09
.603	vs. Wake Forest	3/20/10
.600	Sam Houston	11/19/09
.593	Boston	11/30/10

## LOWEST FIELD-GOAL PCT.

Pct.	Opp.	Date
.269	at S. Carolina	3/1/14
.281	at Texas A&M	1/10/15
.296	Baylor	12/1/12
.298	Louisville	12/31/11
.309	at Auburn	2/12/14
.327	Alabama	3/4/14
.339	vs. UConn	4/2/11
.342	Arkansas	2/27/14
.343	vs. W. Virginia	3/27/10
.346	vs. Vanderbilt	3/15/13

## HIGHEST FREE-THROW PCT.

Pct.	Opp.	Date
1.000	Austin Peay	12/19/09
1.000	Florida	2/7/12
.958	Tennessee	1/18/14
.955	at Florida	2/7/15

.946	vs. Indiana	3/23/12
.923	at Miss. State	2/25/15
.900	at Ole Miss	2/18/14
.900	vs. Wisconsin	4/4/15
.895	Drexel	12/21/09
.889	Tennessee	1/31/12
.889	at Alabama	1/17/15

*min 10 attempts*

## LOWEST FREE-THROW PCT.

Pct.	Opp.	Date
.333	vs. UConn	4/2/11
.391	ETSU	11/12/10
.412	vs. Wake Forest	3/20/10
.471	Providence	11/30/14
.478	at Louisville	12/29/12
.500	vs. Oklahoma	11/22/10
.500	vs. Vanderbilt	3/15/13
.500	vs. Georgia	3/15/14
<b>.500</b>	<b>vs. Ole Miss</b>	<b>1/2/16</b>
<b>.522</b>	<b>at LSU</b>	<b>1/5/16</b>
.522	vs. Baylor	12/6/13

*min 10 attempts*

## HIGHEST 3-POINT PERCENTAGE

Pct.	Opp.	Date
.692	Drexel	12/21/09
.667	Austin Peay	12/19/09
.636	vs. Michigan	3/30/14
.625	Boston	11/30/10
.600	Florida	2/7/12
<b>.600</b>	<b>Florida</b>	<b>2/6/16</b>
.583	at Florida	2/5/11
.583	vs. Arkansas	3/15/15
.579	Lafayette	11/16/12
.571	at Missouri	2/1/14

*min 10 attempts*

## LOWEST 3-POINT PERCENTAGE

Pct.	Opp.	Date
.077	vs. Alabama	3/12/10
.083	Texas	12/5/14
.091	at Tennessee	2/27/10
.100	Tennessee	1/31/12
.118	Columbia	12/10/14
.125	vs. Cornell	3/25/10
.125	vs. W. Virginia	3/27/10
.125	vs. LSU	3/9/12
.143	Louisville	1/2/10
.143	Georgia	1/9/10

*min 10 attempts*

## HIGHEST REBOUND MARGIN

Mg.	Opp.	Date
<b>+31</b>	<b>NJIT</b>	<b>11/14/15</b>
+30	Grand Canyon	11/14/14
+28	N. Kentucky	11/10/13
+27	vs. Little Rock	1/3/12
+26	Louisville	12/31/11
<b>+25</b>	<b>Eastern Kentucky</b>	<b>12/9/15</b>
+25	at Indiana	12/12/09
+25	E. Michigan	1/2/13
+24	South Carolina	2/14/15
+23	Drexel	12/21/09
+23	Robert Morris	11/17/13

## LOWEST REBOUND MARGIN

Mg.	Opp.	Date
-18	at Tennessee	2/16/13
-16	vs. Maryland	11/9/12
-16	vs. Baylor	12/6/13
-15	Tennessee	1/18/14
<b>-14</b>	<b>at LSU</b>	<b>1/6/16</b>
-12	vs. Alabama	3/12/10
-12	at S. Carolina	1/24/14
-12	Georgia	2/3/15
-12	vs. Wisconsin	4/4/15
-11	Texas	12/5/14
<b>-11</b>	<b>at Kansas</b>	<b>1/30/16</b>
-10	at Georgia	3/3/10



# PLAYER BIOS

Marcus Lee • 6-9 • 224 • Junior • Forward

Antioch, Calif. (Deer Valley)



### Notes

- Second on the team in rebounding with a career-best 6.3 average
  - Has a team-best 68 offensive rebounds this year, ranking seventh in the SEC
- Shooting 65.5. percent from the field this season
- Eighth in the SEC in blocks per game with a 1.7 average
- Blocked career-high five shots vs. Eastern Kentucky and Arizona State. Five blocks is the most by any Wildcat this season
- The first junior or senior at UK with at least five blocks in consecutive games since Andre Riddick in 1993-94
- Has played in 89 career games, including every game in 2014-15 and 2015-16
- Notched his first career double-double with 10 points and 10 rebounds in the win over No. 5 Duke
- Had his third double-double this season in the last game (at South Carolina)
- Has scored in double figures in nine games this season
- Named to the 2015 SEC Community Service Team
- Chosen as an AllState Good Works Team nominee
- Chosen as male representative of the SEC at the 2016 NCAA Leadership Forum in April

### Did You Know ...

Marcus has a number of pregame superstitions, but one of his superstitions is not telling anyone what they are.

### Marcus Lee's 2015-16 Game-by-Game Stats

Opponent	Date	gs	min	Total		3-Pointers		Free throws		Rebounds				pf	a	t/o	blk	stl	pts	avg	
				fg-fga	pct	3fg-fga	pct	ft-fa	pct	off	def	tot	avg								
ALBANY	11/13/15	*	27	5-7	.714	0-0	.000	2-7	.286	5	3	8	8.0	2	3	1	3	0	12	12.0	
NJIT	11/14/15	*	20	4-8	.500	0-0	.000	2-2	1.000	7	1	8	8.0	3	0	0	3	1	10	11.0	
vs #5/4 Duke	11/17/15	*	22	5-10	.500	0-0	.000	0-0	.000	5	5	10	8.7	5	1	1	2	0	10	10.7	
WRIGHT STATE	11/20/15	*	23	0-1	.000	0-0	.000	0-1	.000	1	6	7	8.3	0	0	0	0	1	0	8.0	
BOSTON U.	11/24/15	*	18	4-4	1.000	0-0	.000	1-4	.250	2	0	2	7.0	3	0	2	1	1	9	8.2	
vs USF	11/27/15	*	19	2-5	.400	0-0	.000	0-1	.000	3	3	6	6.8	2	0	0	0	1	4	7.5	
ILLINOIS STATE	11/30/15	*	30	6-8	.750	0-0	.000	1-2	.500	7	5	12	7.6	3	0	1	2	0	13	8.3	
at UCLA	12/03/15	*	4	1-1	1.000	0-0	.000	0-0	.000	0	2	2	6.9	1	0	0	0	0	2	7.5	
EKU	12/9/15	*	25	5-5	1.000	0-0	.000	1-1	1.000	3	5	8	7.0	2	0	4	5	0	11	7.9	
ARIZONA STATE	12/12/15	*	29	6-8	.750	0-0	.000	2-5	.400	2	5	7	7.0	2	0	1	5	1	14	8.5	
vs Ohio State	12/19/15	*	30	4-7	.571	0-0	.000	4-5	.800	2	7	9	7.2	5	0	2	2	2	12	8.8	
#16/15 LOUISVILLE	12/26/15	*	30	4-5	.800	0-0	.000	0-0	.000	4	3	7	7.2	4	0	1	1	1	8	8.8	
OLE MISS	01/02/16	*	28	6-9	.667	0-0	.000	1-5	.200	3	5	8	7.2	2	0	0	2	0	13	9.1	
at LSU	01/05/16	*	5	0-2	.000	0-0	.000	0-0	.000	0	2	2	6.9	5	0	2	0	0	8	8.4	
at Alabama	1/9/16	*	24	4-5	.800	0-0	.000	0-5	.000	5	6	11	7.1	4	0	2	1	0	8	8.4	
MISSISSIPPI STATE	01/12/16	*	24	1-2	.500	0-0	.000	0-0	.000	2	7	9	7.3	5	0	3	2	0	2	8.0	
at Auburn	01/16/16	*	19	1-3	.333	0-0	.000	1-2	.500	2	2	4	7.1	3	1	0	2	0	3	7.7	
at Arkansas	01/21/16	*	10	2-3	.667	0-0	.000	0-0	.000	1	1	2	6.8	5	0	1	0	1	4	7.5	
VANDERBILT	01/23/16	*	17	3-5	.600	0-0	.000	0-0	.000	1	4	5	6.7	3	0	0	1	1	6	7.4	
MISSOURI	01/27/16	*	9	1-2	.500	0-0	.000	0-0	.000	2	1	3	6.5	2	0	1	3	0	2	7.2	
at #4/3 Kansas	01/30/16	*	12	2-2	1.000	0-0	.000	0-0	.000	2	1	3	6.3	5	0	1	2	0	4	7.0	
at Tennessee	02/02/16	*	20	1-1	1.000	0-0	.000	0-0	.000	1	2	3	6.2	3	0	0	1	0	2	6.8	
FLORIDA	02/06/16	*	26	2-2	1.000	0-0	.000	0-1	.000	1	5	6	6.2	5	1	0	2	0	4	6.7	
GEORGIA	02/09/16	*	16	2-2	1.000	0-0	.000	0-1	.000	1	1	2	6.0	2	0	0	1	0	4	6.5	
at #RV/20 South Carolina	2/13/16	*	36	5-9	.556	0-0	.000	1-1	1.000	6	7	13	6.3	2	0	2	2	0	11	6.7	
Totals			16	523	76-116	.655	0-0	.000	16-43	.372	68	89	157	6.3	78	6	25	43	10	168	6.7

### 2015-16 Averages

Games played	25
Minutes/game	20.9
Points/game	6.7
FG Pct	65.5
FT Pct	37.2
Rebounds/game	6.3
Assists/game	0.2
Turnovers/game	1.0
Assist/turnover ratio	0.2
Steals/game	0.4
Blocks/game	1.7

### Season Highs

Points	14 vs. ARIZONA ST. (12/12/15)
FG Made	6, 3x, last vs. OLE MISS (1/2/16)
FG Attempts	10 vs. Duke (11/17/15)
FG Pct (min 5 made)	1.000 (5-5) vs. EKU (12/9/15)
FT Made	4 vs. Ohio St. (12/19/15)
FT Attempts	7 vs. ALBANY (11/13/15)
FT Pct (min 3 made)	.800 (4-5) vs. Ohio St. (12/19/15)
Rebounds	13 at South Carolina (2/13/16)
Assists	3 vs. ALBANY (11/13/15)
Steals	2 vs. Ohio St. (12/19/15)
Blocks	5, twice, last vs. ARIZONA ST. (12/12/15)
Minutes	36 at South Carolina (2/16/16)

### Career Highs

Points	17 vs. UNC ASHEVILLE (11/8/13)
FG Made	7 vs. UNC ASHEVILLE (11/8/13)
FG Atts	10 vs. Duke (11/17/15)
FG Pct (min 5 made)	1.000 (5-5) vs. EKU (12/9/15)
3-FG Made	-
3-FG Atts	-
FT Made	4 vs. Ohio St. (12/19/15)
FTs Atts	7, twice, last vs. ALBANY (11/13/15)
FT Pct (min 3 made)	.800 (4-5) vs. Ohio St. (12/19/15)
Rebounds	13 at South Carolina (2/13/16)
Assists	3, twice, last vs. ALBANY (11/13/15)
Steals	2 vs. Ohio St. (12/19/15)
Blocks	5, twice, last vs. ARIZONA ST. (12/12/15)
Minutes	36 at South Carolina (2/16/16)

### Marcus Lee's Career Stats

Year	GP-GS	Min-Avg	FG-FGA	Pct	3FG-FGA	Pct	FT-FTA	Pct	Off-Def-Tot-Avg	PF-FO	Ast	TO	Blk	Stl	Pts	Avg
2013-14	25-4	157-6.3	26-42	.619	0-0	.000	7-16	.438	21-15-36-1.4	19-0	2	4	14	0	59	2.4
2014-15	39-0	425-10.9	47-73	.644	0-0	.000	8-25	.320	47-60-107-2.7	61-1	12	18	27	3	102	2.6
2015-16	25-16	523-20.9	76-116	.655	0-0	.000	16-43	.372	68-89-157-6.3	78-7	6	25	43	10	168	6.7
<b>TOTAL</b>	<b>89-20</b>	<b>1105-12.4</b>	<b>149-231</b>	<b>.645</b>	<b>0-0</b>	<b>.000</b>	<b>31-84</b>	<b>.369</b>	<b>136-164-300-3.4</b>	<b>158-8</b>	<b>20</b>	<b>47</b>	<b>84</b>	<b>13</b>	<b>329</b>	<b>3.7</b>

# PLAYER BIOS

**Skal Labissiere • 6-11 • 225 • Freshman • Forward**

**Port-au-Prince, Haiti (Lausanne Collegiate School)**

LABISSIERE

1



## Notes

- Ninth in the SEC in blocks per game with a 1.6 average
- Named SEC Co-Freshman of the Week (Nov. 16) after averaging team highs in points (17.5) and blocks (3.0) in UK's wins over Albany and NJIT
- His 18 points in the first half vs. NJIT is tied for the third-most points by a UK player in the first half in the Coach Calipari era (Aaron Harrison had 19 vs. Robert Morris on Nov. 17, 2014 and Jamal Murray scored 20 vs. Florida on Feb. 6)
- Preseason All-SEC First Team selection (Coaches and Media)

## Did You Know ...

*Skal can speak three languages fluently – French, Creole and English. He did not speak English before moving to the United States.*

## Skal Labissiere's 2015-16 Game-by-Game Stats

Opponent	Date	gs	min	Total		3-Pointers		Free throws		Rebounds				pf	a	t/o	blk	stl	pts	avg	
				fg-fga	pct	3fg-fga	pct	ft-fga	pct	off	def	tot	avg								
ALBANY	11/13/15	*	30	3-5	.600	0-0	.000	3-4	.750	1	4	5	5.0	2	0	3	4	0	9	9.0	
NJIT	11/14/15	*	21	10-12	.833	0-0	.000	6-6	1.000	3	2	5	5.0	3	0	3	2	1	26	17.5	
vs #5/4 Duke	11/17/15	*	13	3-5	.600	0-0	.000	1-2	.500	2	2	4	4.7	5	1	2	1	0	7	14.0	
WRIGHT STATE	11/20/15	*	24	6-12	.500	0-0	.000	1-5	.200	2	1	3	4.3	4	0	1	1	0	13	13.8	
BOSTON U.	11/24/15	*	29	7-13	.538	0-0	.000	2-5	.400	2	5	7	4.8	3	0	2	3	1	16	14.2	
vs USF	11/27/15	*	29	5-8	.625	0-0	.000	7-8	.875	0	4	4	4.7	3	2	0	3	1	17	14.7	
ILLINOIS STATE	11/30/15	*	16	0-1	.000	0-0	.000	2-2	1.000	0	2	2	4.3	3	0	1	1	0	2	12.9	
at UCLA	12/03/15	*	16	2-3	.667	0-0	.000	2-2	1.000	0	1	1	3.9	4	0	1	2	0	6	12.0	
EKU	12/9/15	*	25	3-6	.500	0-0	.000	4-4	1.000	2	2	4	3.9	3	2	3	3	0	10	11.8	
ARIZONA STATE	12/12/15	*	13	0-2	.000	0-0	.000	0-0	.000	0	0	0	3.5	5	0	1	1	0	0	10.6	
vs Ohio State	12/19/15	*	21	1-7	.143	0-0	.000	0-0	.000	1	4	5	3.6	1	0	0	2	0	2	9.8	
#16/15 LOUISVILLE	12/26/15		10	0-3	.000	0-0	.000	2-2	1.000	1	2	3	3.6	2	0	0	0	1	2	9.2	
OLE MISS	01/02/16		14	4-7	.571	0-0	.000	1-2	.500	3	0	3	3.5	5	0	0	0	0	9	9.2	
at LSU	01/05/16		16	1-3	.333	0-0	.000	1-2	.500	1	1	2	3.4	2	0	1	0	0	3	8.7	
at Alabama	1/9/16		4	0-1	.000	0-0	.000	0-0	.000	0	1	1	3.3	3	0	0	1	0	0	8.1	
MISSISSIPPI STATE	01/12/16		14	2-3	.667	0-0	.000	1-2	.500	1	3	4	3.3	1	0	1	1	0	5	7.9	
at Auburn	01/16/16		8	2-3	.667	0-0	.000	0-0	.000	0	2	2	3.2	3	0	1	1	0	4	7.7	
at Arkansas	01/21/16		20	4-10	.400	0-0	.000	3-4	.750	2	1	3	3.2	4	0	0	3	1	11	7.9	
VANDERBILT	01/23/16		4	0-1	.000	0-1	.000	0-0	.000	0	0	0	3.1	2	0	0	0	0	0	7.5	
MISSOURI	01/27/16		18	6-8	.750	0-0	.000	0-1	.000	0	0	0	2.9	1	0	2	5	1	12	7.7	
at #4/3 Kansas	01/30/16		14	2-3	.667	0-0	.000	0-0	.000	0	0	0	2.8	5	0	1	1	0	4	7.5	
at Tennessee	02/02/16		11	1-2	.500	0-0	.000	0-0	.000	0	2	2	2.7	2	1	1	3	0	2	7.3	
FLORIDA	02/06/16		15	1-3	.333	0-0	.000	0-0	.000	1	2	3	2.7	4	0	3	1	0	2	7.0	
GEORGIA	02/09/16		18	3-9	.333	0-1	.000	0-0	.000	4	3	7	2.9	5	0	0	1	0	6	7.0	
at #RV/20 South Carolina	2/13/16		16	2-4	.500	0-0	.000	0-0	.000	1	0	1	2.8	4	0	1	1	1	4	6.9	
Totals			11	419	68-134	.507	0-2	.000	36-51	.706	27	44	71	2.8	79	6	28	41	7	172	6.9

## 2015-16 Averages

Games played	25
Minutes/game	16.8
Points/game	6.9
FG Pct	50.7
3FG Pct	0.0
FT Pct	70.6
Rebounds/game	2.8
Assists/game	0.2
Turnovers/game	1.1
Assist/turnover ratio	0.2
Steals/game	0.3
Blocks/game	1.6

## Season Highs

Points	26 vs. NJIT (11/14/15)
FG Made	10 vs. NJIT (11/14/15)
FG Attempts	13 vs. BOSTON (11/24/15)
FG Pct (min 5 made)	.833 (10-12) vs. NJIT (11/14/15)
3FG Attempts	.1, twice, last vs. GEORGIA (2/9/16)
FT Made	7 vs. USF (11/27/15)
FT Attempts	8 vs. USF (11/27/15)
FT Pct (min 3 made)	1.000 (6-6) 2x, last vs. NJIT (11/14/15)
Rebounds	7, twice, last vs. GEORGIA (2/9/16)
Assists	2, twice, last vs. EKU (12/9/15)
Steals	1, 7x, last at South Carolina (2/13/16)
Blocks	5 vs. MISSOURI (1/27/16)
Minutes	30 vs. vs. ALBANY (11/13/15)

## Career Highs

Points	26 vs. NJIT (11/14/15)
FG Made	10 vs. NJIT (11/14/15)
FG Attempts	13 vs. BOSTON (11/24/15)
FG Pct (min 5 made)	.833 (10-12) vs. NJIT (11/14/15)
3FG Attempts	.1, twice, last vs. GEORGIA (2/9/16)
FT Made	7 vs. USF (11/27/15)
FT Attempts	8 vs. USF (11/27/15)
FT Pct (min 3 made)	1.000 (6-6) 2x, last vs. NJIT (11/14/15)
Rebounds	7, twice, last vs. GEORGIA (2/9/16)
Assists	2, twice, last vs. EKU (12/9/15)
Steals	1, 7x, last at South Carolina (2/13/16)
Blocks	5 vs. MISSOURI (1/27/16)
Minutes	30 vs. vs. ALBANY (11/13/15)

## Skal Labissiere's Career Stats

Year	GP-GS	Min-Avg	FG-FGA	Pct	3FG-FGA	Pct	FT-FTA	Pct	Off-Def-Tot-Avg	PF-FO	Ast	TO	Blk	Stl	Pts	Avg
2015-16	25-11	419-16.8	68-134	.507	0-2	.000	36-51	.706	27-44-71-2.8	79-5	6	28	41	7	172	6.9
<b>TOTAL</b>	<b>25-11</b>	<b>419-16.8</b>	<b>68-134</b>	<b>.507</b>	<b>0-2</b>	<b>.000</b>	<b>36-51</b>	<b>.706</b>	<b>27-44-71-2.8</b>	<b>79-5</b>	<b>6</b>	<b>28</b>	<b>41</b>	<b>7</b>	<b>172</b>	<b>6.9</b>

# PLAYER BIOS

**Tyler Ulis • 5-9 • 160 • Sophomore • Guard**

**Chicago (Marian Catholic)**



### Notes

- Reigning ESPN National Player of the Week and SEC Player of the Week
- Bob Cousy Award finalist, Wooden Award Late Season Top 20 List and Naismith Midseason List
- Has scored in double figures in all but one of the last 16 games, and 10 in a row
- Has four double-doubles this season with three of them coming by way of the points-assists variety
- Leads the SEC in assists per game (6.7) and assist-to-turnover ratio (3.6). He's 10th nationally in assists per game
- The first player in school history to have two career games of at least 20 points and at least 10 assists
- Recorded 11 games with at least 20 points and at least five assists in the same game, the first player in school history to do that since at least 1972-73. Previous high was seven games
- In four games this season against top-25 opponents, Ulis has averaged a team-best 23.0 points and 8.5 assists. He shot 53.4 percent with a 6.8 assist-to-turnover ratio in those games
- Has dished four or more assists in a school-record 18 straight games
- Named SEC Player of the Week three times this season (Nov. 23, Dec. 28, Feb. 15)
- Averaging 6.7 assists per game, on track to break John Wall's UK single-season assists mark
- Needed only 17 games to top 100 assists in a season, the sixth fastest to do so in program history

### Did You Know ...

*Tyler idolized Allen Iverson growing up and has always worn No. 3*

### Tyler Ulis' 2015-16 Game-by-Game Stats

Opponent	Date	gs	min	Total		3-Pointers		Free throws		Rebounds				pts	avg						
				fg-fga	pct	3fg-fga	pct	ft-fa	pct	off	def	tot	avg								
ALBANY	11/13/15	*	37	4-9	.444	2-5	.400	2-2	1.000	1	3	4	4.0	3	2	5	0	0	12	12.0	
NJIT	11/14/15	*	31	1-8	.125	0-2	.000	3-4	.750	2	3	5	4.5	1	5	1	0	0	5	8.5	
vs #5/4 Duke	11/17/15	*	40	6-13	.462	0-4	.000	6-6	1.000	0	4	4	4.3	0	6	0	1	2	18	11.7	
WRIGHT STATE	11/20/15	*	36	5-9	.556	1-3	.333	10-12	.833	0	2	2	3.8	1	5	2	0	2	21	14.0	
BOSTON U.	11/24/15	*	34	4-12	.333	1-5	.200	6-6	1.000	0	6	6	4.2	1	6	2	0	3	15	14.2	
vs USF	11/27/15	*	14	2-4	.500	2-2	1.000	2-2	1.000	2	0	2	3.8	0	2	1	0	2	8	13.2	
ILLINOIS STATE	11/30/15	dnp																			
at UCLA	12/03/15	*	38	2-12	.167	1-5	.200	4-4	1.000	0	2	2	3.6	3	9	2	0	2	9	12.6	
EKU	12/9/15	*	39	3-10	.300	2-6	.333	1-2	.500	0	4	4	3.6	0	8	2	0	1	9	12.1	
ARIZONA STATE	12/12/15	*	40	3-11	.273	2-7	.286	4-5	.800	1	4	5	3.8	0	6	2	0	0	12	12.1	
vs Ohio State	12/19/15	*	39	4-12	.333	1-7	.143	2-2	1.000	1	1	2	3.6	1	4	3	0	1	11	12.0	
#16/15 LOUISVILLE	12/26/15	*	39	7-12	.583	4-7	.571	3-4	.750	0	1	1	3.4	2	8	1	1	1	21	12.8	
OLE MISS	01/02/16	*	38	8-13	.615	1-6	.167	3-4	.750	1	2	3	3.3	3	10	3	0	6	20	13.4	
at LSU	01/05/16	*	40	7-16	.438	2-6	.333	7-8	.875	1	0	1	3.2	1	6	2	0	0	23	14.2	
at Alabama	1/9/16	*	39	2-7	.286	0-1	.000	4-6	.667	0	5	5	3.3	2	8	1	1	1	8	13.7	
MISSISSIPPI STATE	01/12/16	*	36	7-14	.500	2-6	.333	5-5	1.000	1	2	3	3.3	3	5	4	0	2	21	14.2	
at Auburn	01/16/16	*	40	5-17	.294	0-3	.000	7-7	1.000	5	5	10	3.7	4	8	1	0	0	17	14.4	
at Arkansas	01/21/16	*	38	4-10	.400	2-3	.667	14-15	.933	0	1	1	3.5	3	5	1	0	1	24	14.9	
VANDERBILT	01/23/16	*	34	9-13	.692	2-4	.500	1-1	1.000	0	3	3	3.5	3	5	2	0	1	21	15.3	
MISSOURI	01/27/16	*	29	9-14	.643	2-6	.333	0-0	.000	0	2	2	3.4	0	8	3	0	0	20	15.5	
at #4/3 Kansas	01/30/16	*	45	11-19	.579	1-6	.167	3-4	.750	0	2	2	3.4	2	8	3	0	3	26	16.1	
at Tennessee	02/02/16	*	38	3-10	.300	2-4	.500	12-14	.857	0	0	0	3.2	5	5	1	0	2	20	16.2	
FLORIDA	02/06/16	*	38	7-12	.583	2-3	.667	2-3	.667	1	3	4	3.2	2	11	2	0	2	18	16.3	
GEORGIA	02/09/16	*	34	6-11	.545	0-2	.000	2-3	.667	0	3	3	3.2	1	8	0	0	3	14	16.2	
at #RV/20 South Carolina	2/13/16	*	38	7-14	.500	4-8	.500	9-11	.818	0	0	0	3.1	1	12	1	0	2	27	16.7	
Totals			24	874	126-282	.447	36-111	.324	112-130	.862	16	58	74	3.1	42	160	45	3	37	400	16.7

### 2015-16 Averages

Games played	24
Minutes/game	36.4
Points/game	16.7
FG Pct	44.7
3FG Pct	32.4
FT Pct	86.2
Rebounds/game	3.1
Assists/game	6.7
Turnovers/game	01.9
Assist/turnover ratio	3.6
Steals/game	1.5
Blocks/game	0.1

### Season Highs

Points	27 at South Carolina (2/13/16)
FG Made	11 at Kansas (1/30/16)
FG Attempts	19 at Kansas (1/30/16)
FG Pct (min 5 made)	.692 (9-13) vs. VANDERBILT (1/23/16)
3FG Made	4, twice, last at South Carolina (2/13/16)
3FG Attempts	8 at South Carolina (2/13/16)
3FG Pct (min 2 made)	1.000 (2-2) vs. USF (11/27/15)
FT Made	14 at Arkansas (1/21/16)
FTs Atts	15 at Arkansas (1/21/16)
FT Pct (min 3 made)	1.000 (7-7), 5x, last Auburn (1/16/16)
Rebounds	10 at Auburn (1/16/16)
Assists	12 at South Carolina (2/13/16)
Steals	6 vs. OLE MISS (1/2/16)
Blocks	1, 3x, last at Alabama (1/9/16)
Minutes	45 at Kansas (1/30/16)

### Career Highs

Points	27 at South Carolina (2/13/16)
FG Made	11 at Kansas (1/30/16)
FG Attempts	19 at Kansas (1/30/16)
FG Pct (min 5 made)	.615 (8-13) vs. OLE MISS (1/2/16)
3FG Made	4, twice, last at South Carolina (2/13/16)
3FG Attempts	7, 3x, last vs. LOUISVILLE (12/26/15)
FT Made	14 at Arkansas (1/21/16)
FTs Atts	15 at Arkansas (1/21/16)
FT Pct (min 3 made)	1.000 (7-7), 8x, last at Auburn (1/16/16)
Rebounds	10 at Auburn (1/16/16)
Assists	12 at South Carolina (2/13/16)
Steals	6 vs. OLE MISS (1/2/16)
Blocks	1, 5x, last at Alabama (1/9/16)
Minutes	45 at Kansas (1/30/16)

### Tyler Ulis' Career Stats

Year	GP-GS	Min-Avg	FG-FGA	Pct	3FG-FGA	Pct	FT-FTA	Pct	Off-Def-Tot-Avg	PF-FO	Ast	TO	Blk	Stl	Pts	Avg
2014-15	37-0	882-23.8	67-165	.406	33-77	.429	42-52	.808	16-51-67-1.8	56-0	135	38	2	37	209	5.6
2015-16	24-24	874-36.4	126-282	.447	36-111	.324	112-130	.862	16-58-74-3.1	42-1	160	45	3	37	400	16.7
<b>TOTAL</b>	<b>61-24</b>	<b>1756-28.8</b>	<b>193-447</b>	<b>.432</b>	<b>69-188</b>	<b>.367</b>	<b>154-182</b>	<b>.846</b>	<b>32-109-141-2.3</b>	<b>98-1</b>	<b>295</b>	<b>83</b>	<b>5</b>	<b>74</b>	<b>609</b>	<b>10.0</b>

# PLAYER BIOS

**Charles Matthews • 6-6 • 189 • Freshman • Guard**

**Chicago (Saint Rita)**

MATTHEWS

4



### Notes

- Has grabbed five rebounds in each of the last two games
- Posted seven points and five rebounds in 16 minutes vs. Georgia
- The seven points were his most since scoring seven vs. Eastern Kentucky on Dec. 9, and the five rebounds were his most since grabbing seven against Boston U. on Nov. 24
- John Calipari on Matthews' effort against Georgia: "I thought Charles was outstanding"
- Played 17 minutes vs. Missouri, the most he's played since logging 34 vs. Illinois State on Nov. 30
- Had a career-high two steals vs. Ole Miss
- Played a career-high 34 minutes against Illinois State
- Scored a career-high 11 points on 4-of-5 shooting and knocked down his first career 3 against South Florida
- Grabbed a career-high seven rebounds against Boston University
- Made his first career start in the opener against Albany and started against Illinois State and against Louisville
- Averaged 22.0 points per game as a high school senior

### Did You Know ...

*Charles is wearing No. 4 for the first time in his career because coming to Kentucky is a new experience and he wanted a new number to go with it.*

### Charles Matthews' 2015-16 Game-by-Game Stats

Opponent	Date	gs	min	Total		3-Pointers		Free throws		Rebounds				pf	a	t/o	blk	stl	pts	avg	
				fg-fga	pct	3fg-fga	pct	ft-fa	pct	off	def	tot	avg								
ALBANY	11/13/15	*	15	2-2	1.000	0-0	.000	0-0	.000	1	1	2	2.0	3	0	1	0	0	4	4.0	
NJIT	11/14/15		17	0-2	.000	0-1	.000	1-2	.500	0	0	0	1.0	0	2	0	0	1	2.5		
vs #5/4 Duke	11/17/15		7	0-0	.000	0-0	.000	0-0	.000	0	0	0	0.7	0	0	0	0	1	0.7		
WRIGHT STATE	11/20/15		13	2-2	1.000	0-0	.000	0-0	.000	1	0	1	0.8	3	0	1	0	1	4	2.3	
BOSTON U.	11/24/15		18	1-1	1.000	0-0	.000	1-4	.250	3	4	7	2.0	0	2	1	0	1	3	2.4	
vs USF	11/27/15		24	4-5	.800	1-1	1.000	2-2	1.000	1	1	2	2.0	2	1	2	0	1	11	3.8	
ILLINOIS STATE	11/30/15	*	34	1-6	.167	0-1	.000	3-8	.375	1	2	3	2.1	3	2	3	1	2	5	4.0	
at UCLA	12/03/15		14	1-4	.250	0-1	.000	0-0	.000	2	1	3	2.3	1	1	0	0	2	3.8		
EKU	12/9/15		13	3-4	.750	0-0	.000	1-1	1.000	1	1	2	2.2	1	0	2	0	0	7	4.1	
ARIZONA STATE	12/12/15		8	0-1	.000	0-0	.000	0-0	.000	1	0	1	2.1	0	1	1	0	1	0	3.7	
vs Ohio State	12/19/15		7	0-0	.000	0-0	.000	0-0	.000	0	0	0	1.9	1	0	1	0	1	0	3.4	
#16/15 LOUISVILLE	12/26/15	*	10	1-3	.333	0-0	.000	0-0	.000	1	1	2	1.9	4	0	0	0	2	3.3		
OLE MISS	01/02/16		10	1-1	1.000	0-0	.000	1-2	.500	1	0	1	1.8	2	0	0	0	2	3.2		
at LSU	01/05/16		7	0-0	.000	0-0	.000	0-0	.000	1	0	1	1.8	1	1	1	0	0	3.0		
at Alabama	1/9/16		3	0-1	.000	0-0	.000	0-0	.000	0	0	0	1.7	1	0	0	0	0	2.8		
MISSISSIPPI STATE	01/12/16		2	0-1	.000	0-0	.000	0-0	.000	0	0	0	1.6	1	0	1	0	0	2.6		
at Auburn	01/16/16		7	0-0	.000	0-0	.000	0-0	.000	0	0	0	1.5	1	1	0	0	0	2.5		
at Arkansas	01/21/16		12	0-1	.000	0-0	.000	1-2	.500	2	1	3	1.6	0	0	0	0	1	2.4		
VANDERBILT	01/23/16		15	1-2	.500	0-0	.000	0-2	.000	2	0	2	1.6	2	1	2	0	2	2.4		
MISSOURI	01/27/16		17	1-2	.500	0-0	.000	0-0	.000	2	1	3	1.7	0	0	0	1	2	2.4		
at #4/3 Kansas	01/30/16		2	0-0	.000	0-0	.000	0-0	.000	0	0	0	1.6	0	0	0	0	0	2.2		
at Tennessee	02/02/16		3	0-0	.000	0-0	.000	0-0	.000	0	0	0	1.5	1	0	0	0	0	2.1		
FLORIDA	02/06/16		11	1-4	.250	0-0	.000	0-1	.000	0	1	1	1.5	0	0	0	0	2	2.1		
GEORGIA	02/09/16		16	2-2	1.000	0-0	.000	3-4	.750	3	2	5	1.6	1	0	0	0	7	2.3		
at #RV/20 South Carolina	2/13/16		12	1-3	.333	0-0	.000	0-0	.000	2	3	5	1.8	1	1	1	0	2	2.3		
Totals			3	297	22-47	.468	1-4	.250	13-28	.464	25	19	44	1.8	29	13	17	2	10	58	2.3

### 2015-16 Averages

Games played	25
Minutes/game	11.9
Points/game	2.3
FG Pct	46.8
3FG Pct	25.0
FT Pct	46.4
Rebounds/game	1.8
Assists/game	0.5
Turnovers/game	0.7
Assist/turnover ratio	0.8
Steals/game	0.4
Blocks/game	0.1

### Season Highs

Points	11 vs. USF (11/27/15)
FG Made	4 vs. USF (11/27/15)
FG Atts	6 vs. ILLINOIS ST. (11/30/15)
3-FG Made	1 vs. USF (11/27/15)
3-FG Atts	1, 4x, last at UCLA (12/3/15)
FTs Made	3, twice, last vs. GEORGIA (2/9/16)
FTs Atts	8 vs. ILLINOIS ST. (11/30/15)
FT Pct (min 3 made)	.750 (3-4) vs. GEORGIA (2/9/16)
Rebounds	7 vs. BOSTON (11/24/15)
Assists	2, 3x, last vs. ILLINOIS ST. (11/30/15)
Steals	2, twice, last vs. OLE MISS (1/2/16)
Blocks	1, twice, last vs. MISSOURI (1/27/16)
Minutes	34 vs. ILLINOIS ST. (11/30/15)

### Career Highs

Points	11 vs. USF (11/27/15)
FG Made	4 vs. USF (11/27/15)
FG Atts	6 vs. ILLINOIS ST. (11/30/15)
3-FG Made	1 vs. USF (11/27/15)
3-FG Atts	1, 4x, last at UCLA (12/3/15)
FTs Made	3, twice, last vs. GEORGIA (2/9/16)
FTs Atts	8 vs. ILLINOIS ST. (11/30/15)
FT Pct (min 3 made)	.750 (3-4) vs. GEORGIA (2/9/16)
Rebounds	7 vs. BOSTON (11/24/15)
Assists	2, 3x, last vs. ILLINOIS ST. (11/30/15)
Steals	2, twice, last vs. OLE MISS (1/2/16)
Blocks	1, twice, last vs. MISSOURI (1/27/16)
Minutes	34 vs. ILLINOIS ST. (11/30/15)

### Charles Matthews' Career Stats

Year	GP-GS	Min-Avg	FG-FGA	Pct	3FG-FGA	Pct	FT-FTA	Pct	Off-Def-Tot-Avg	PF-FO	Ast	TO	Blk	Stl	Pts	Avg
2015-16	25-3	297-11.9	22-47	.468	1-4	.250	13-28	.464	25-19-44-1.8	29-0	13	17	2	10	58	2.3
<b>TOTAL</b>	<b>25-3</b>	<b>297-11.9</b>	<b>22-47</b>	<b>.468</b>	<b>1-4</b>	<b>.250</b>	<b>13-28</b>	<b>.464</b>	<b>25-19-44-1.8</b>	<b>29-0</b>	<b>13</b>	<b>17</b>	<b>2</b>	<b>10</b>	<b>58</b>	<b>2.3</b>

# PLAYER BIOS

**Jonny David • 6-2 • 175 • Freshman • Guard**

**Pittsburgh (Mt. Lebanon)**



### Notes

- Scored his first career points at the free-throw line in the final minute of the USF game
- Saw his first action of his career late in the game vs. NJIT
- Averaged 18.5 points per game as a senior in high school
- An All-State performer and a 1,000-point scorer at Mt. Lebanon

### Did You Know ...

*His father, Joseph, was his high school coach. Joseph was also one of John Calipari's first players while an assistant coach at Pittsburgh.*

### Jonny David's 2015-16 Game-by-Game Stats

Opponent	Date	gs	min	Total		3-Pointers		Free throws		Rebounds				pf	a	t/o	blk	stl	pts	avg
				fg-fga	pct	3fg-fga	pct	ft-fa	pct	off	def	tot	avg							
ALBANY	11/13/15		dnp	-	-	-	-	-	-	-	-	-	-	-	-	-	-	-	-	-
NJIT	11/14/15	2		0-0	.000	0-0	.000	0-0	.000	0	0	0	0.0	0	0	0	0	0	0	0.0
vs #5/4 Duke	11/17/15		dnp	-	-	-	-	-	-	-	-	-	-	-	-	-	-	-	-	-
WRIGHT STATE	11/20/15		dnp	-	-	-	-	-	-	-	-	-	-	-	-	-	-	-	-	-
BOSTON U.	11/24/15	1		0-0	.000	0-0	.000	0-0	.000	0	0	0	0.0	0	0	0	0	0	0	0.0
vs USF	11/27/15	1		0-0	.000	0-0	.000	2-2	1.000	0	0	0	0.0	0	0	0	0	0	2	0.7
ILLINOIS STATE	11/30/15		dnp	-	-	-	-	-	-	-	-	-	-	-	-	-	-	-	-	-
at UCLA	12/03/15		dnp	-	-	-	-	-	-	-	-	-	-	-	-	-	-	-	-	-
EKU	12/9/15		dnp	-	-	-	-	-	-	-	-	-	-	-	-	-	-	-	-	-
ARIZONA STATE	12/12/15	1		0-1	.000	0-1	.000	0-0	.000	0	0	0	0.0	0	0	1	0	0	0	0.5
vs Ohio State	12/19/15		dnp	-	-	-	-	-	-	-	-	-	-	-	-	-	-	-	-	-
#16/15 LOUISVILLE	12/26/15		dnp	-	-	-	-	-	-	-	-	-	-	-	-	-	-	-	-	-
OLE MISS	01/02/16		dnp	-	-	-	-	-	-	-	-	-	-	-	-	-	-	-	-	-
at LSU	01/05/16		dnp	-	-	-	-	-	-	-	-	-	-	-	-	-	-	-	-	-
at Alabama	1/9/16		dnp	-	-	-	-	-	-	-	-	-	-	-	-	-	-	-	-	-
MISSISSIPPI STATE	01/12/16		dnp	-	-	-	-	-	-	-	-	-	-	-	-	-	-	-	-	-
at Auburn	01/16/16	0		0-0	.000	0-0	.000	0-0	.000	0	0	0	0.0	0	0	0	0	0	0	0.4
at Arkansas	01/21/16	0		0-0	.000	0-0	.000	0-0	.000	0	0	0	0.0	0	0	0	0	0	0	0.3
VANDERBILT	01/23/16		dnp	-	-	-	-	-	-	-	-	-	-	-	-	-	-	-	-	-
MISSOURI	01/27/16	1		0-1	.000	0-1	.000	0-0	.000	0	0	0	0.0	1	0	0	0	0	0	0.3
at #4/3 Kansas	01/30/16		dnp	-	-	-	-	-	-	-	-	-	-	-	-	-	-	-	-	-
at Tennessee	02/02/16		dnp	-	-	-	-	-	-	-	-	-	-	-	-	-	-	-	-	-
FLORIDA	02/06/16		dnp	-	-	-	-	-	-	-	-	-	-	-	-	-	-	-	-	-
GEORGIA	02/09/16	2		0-0	.000	0-0	.000	0-0	.000	0	0	0	0.0	0	0	0	0	0	0	0.3
at #RV/20 South Carolina	2/13/16		dnp	-	-	-	-	-	-	-	-	-	-	-	-	-	-	-	-	-
Totals		0	8	0-2	.000	0-2	.000	2-2	1.000	0	0	0	0.0	1	0	1	0	0	2	0.3

### 2015-16 Averages

Games played	8
Minutes/game	1.0
Points/game	0.3
FG Pct	0.0
3FG Pct	0.0
FT Pct	100.0
Turnovers/game	0.1

### Season Highs

Points.....2 vs. USF (11/27/15)  
 FG Atts..... 1, twice, last vs. MISSOURI (1/27/16)  
 FG Atts..... 1, twice, last vs. MISSOURI (1/27/16)  
 FTs Made .....2 vs. USF (11/27/15)  
 FTs Atts .....2 vs. USF (11/27/15)  
 Minutes .....2, twice, last vs. GEORGIA (2/9/16)

### Career Highs

Points.....2 vs. USF (11/27/15)  
 FG Atts..... 1, twice, last vs. MISSOURI (1/27/16)  
 FG Atts..... 1, twice, last vs. MISSOURI (1/27/16)  
 FTs Made .....2 vs. USF (11/27/15)  
 FTs Atts .....2 vs. USF (11/27/15)  
 Minutes .....2, twice, last vs. GEORGIA (2/9/16)

### Jonny David's Career Stats

Year	GP-GS	Min-Avg	FG-FGA	Pct	3FG-FGA	Pct	FT-FTA	Pct	Off-Def-Tot-Avg	PF-FO	Ast	TO	Blk	Stl	Pts	Avg
2015-16	8-0	8-1.0	0-2	.000	0-2	.000	2-2	1.000	0-0-0-0.0	1-0	0	1	0	0	2	0.3
<b>TOTAL</b>	<b>8-0</b>	<b>8-1.0</b>	<b>0-2</b>	<b>.000</b>	<b>0-2</b>	<b>.000</b>	<b>2-2</b>	<b>1.000</b>	<b>0-0-0-0.0</b>	<b>1-0</b>	<b>0</b>	<b>1</b>	<b>0</b>	<b>0</b>	<b>2</b>	<b>0.3</b>

# PLAYER BIOS

**Mychal Mulder • 6-4 • 185 • Junior • Guard**

**Windsor, Ontario (Vincennes University)**

**MULDER**  
**11**



### Notes

- Had career highs with five points and eight rebounds at LSU
  - Made his first career 3-pointer at LSU
- Played 10.5 minutes over a four-game stretch in mid-January after playing seven or fewer in the opening 13 games
- Averaged 15.7 points and 6.4 rebounds per game while connecting on 46.3 percent of his field goals from 3-point range as a sophomore at Vincennes
- A junior-college All-American

### Did You Know ...

*Mychal says the best gift he has ever received in his lifetime was the offer to play basketball at UK.*

### Mychal Mulder's 2015-16 Game-by-Game Stats

Opponent	Date	gs	min	Total		3-Pointers		Free throws		Rebounds				pf	a	t/o	blk	stl	pts	avg
				fg-fga	pct	3fg-fga	pct	ft-fa	pct	off	def	tot	avg							
ALBANY	11/13/15	2	1-1	1.000	0-0	.000	0-0	.000	0	0	0	0.0	0	0	0	0	0	0	2	2.0
NJIT	11/14/15	3	0-0	.000	0-0	.000	0-0	.000	0	2	2	1.0	0	1	0	0	0	0	0	1.0
vs #5/4 Duke	11/17/15	dnp	-	-	-	-	-	-	-	-	-	-	-	-	-	-	-	-	-	-
WRIGHT STATE	11/20/15	4	0-0	.000	0-0	.000	0-0	.000	0	2	2	1.3	1	1	0	0	0	0	0.7	
BOSTON U.	11/24/15	1	0-0	.000	0-0	.000	0-0	.000	0	0	0	1.0	0	0	0	0	0	0	0.5	
vs USF	11/27/15	4	0-1	.000	0-1	.000	0-0	.000	0	0	0	0.8	0	0	0	0	0	0	0.4	
ILLINOIS STATE	11/30/15	2	0-0	.000	0-0	.000	0-0	.000	0	0	0	0.7	0	0	0	0	0	0	0.3	
at UCLA	12/03/15	dnp	-	-	-	-	-	-	-	-	-	-	-	-	-	-	-	-	-	
EKU	12/9/15	dnp	-	-	-	-	-	-	-	-	-	-	-	-	-	-	-	-	-	
ARIZONA STATE	12/12/15	7	0-1	.000	0-1	.000	0-0	.000	2	0	2	0.9	0	1	0	0	0	0	0.3	
vs Ohio State	12/19/15	4	0-1	.000	0-1	.000	0-0	.000	1	0	1	0.9	0	1	0	0	0	0	0.3	
#16/15 LOUISVILLE	12/26/15	1	0-0	.000	0-0	.000	0-0	.000	0	0	0	0.8	0	0	0	0	0	0	0.2	
OLE MISS	01/02/16	dnp	-	-	-	-	-	-	-	-	-	-	-	-	-	-	-	-	-	
at LSU	01/05/16	14	1-4	.250	1-2	.500	2-2	1.000	3	5	8	1.5	0	0	0	0	0	5	0.7	
at Alabama	1/9/16	11	1-4	.250	1-2	.500	0-0	.000	2	2	4	1.7	2	0	1	0	0	3	0.9	
MISSISSIPPI STATE	01/12/16	10	1-5	.200	0-3	.000	0-0	.000	0	0	0	1.6	0	2	0	0	1	2	1.0	
at Auburn	01/16/16	7	0-0	.000	0-0	.000	0-0	.000	0	3	3	1.7	0	0	0	0	0	0	0.9	
at Arkansas	01/21/16	2	0-0	.000	0-0	.000	0-0	.000	0	1	1	1.6	0	0	1	0	0	0	0.9	
VANDERBILT	01/23/16	dnp	-	-	-	-	-	-	-	-	-	-	-	-	-	-	-	-	-	
MISSOURI	01/27/16	4	0-0	.000	0-0	.000	0-0	.000	0	0	0	1.5	2	0	0	0	0	0	0.8	
at #4/3 Kansas	01/30/16	dnp	-	-	-	-	-	-	-	-	-	-	-	-	-	-	-	-	-	
at Tennessee	02/02/16	dnp	-	-	-	-	-	-	-	-	-	-	-	-	-	-	-	-	-	
FLORIDA	02/06/16	0	0-0	.000	0-0	.000	0-0	.000	0	0	0	1.4	0	0	0	0	0	0	0.8	
GEORGIA	02/09/16	3	0-0	.000	0-0	.000	0-0	.000	0	1	1	1.4	0	0	0	0	0	0	0.7	
at #RV/20 South Carolina	2/13/16	dnp	-	-	-	-	-	-	-	-	-	-	-	-	-	-	-	-	-	
Totals		0	79	4-17	.235	2-10	.200	2-2	1.000	8	16	24	1.4	5	6	2	0	1	12	0.7

### 2015-16 Averages

Games played	17
Minutes/game	4.6
Points/game	0.7
FG Pct	23.5
3FG Pct	20.0
FT Pct	100.0
Rebounds/game	1.4
Assists/game	0.4
Turnovers/game	0.1
Assist/turnover ratio	3.0
Steals/game	0.1

### Season Highs

Points	5 at LSU (1/5/16)
FG Made	1, 4x, last vs. MISSISSIPPI ST. (1/12/16)
FG Attempts	5 vs. MISSISSIPPI ST. (1/12/16)
3-FG Made	1, twice, last at Alabama (1/9/16)
3-FG Atts	3 vs. MISSISSIPPI ST. (1/12/16)
FTs Made	2 at LSU (1/5/16)
FTs Atts	2 at LSU (1/5/16)
Rebounds	8 at LSU (1/5/16)
Assists	2 vs. MISSISSIPPI ST. (1/12/16)
Steals	1 vs. MISSISSIPPI ST. (1/12/16)
Blocks	-
Minutes	14 at LSU (1/5/16)

### Career Highs

Points	5 at LSU (1/5/16)
FG Made	1, 4x, last vs. MISSISSIPPI ST. (1/12/16)
FG Attempts	5 vs. MISSISSIPPI ST. (1/12/16)
3-FG Made	1, twice, last at Alabama (1/9/16)
3-FG Atts	3 vs. MISSISSIPPI ST. (1/12/16)
FTs Made	2 at LSU (1/5/16)
FTs Atts	2 at LSU (1/5/16)
Rebounds	8 at LSU (1/5/16)
Assists	2 vs. MISSISSIPPI ST. (1/12/16)
Steals	1 vs. MISSISSIPPI ST. (1/12/16)
Blocks	-
Minutes	14 at LSU (1/5/16)

### Mychal Mulder's Career Stats

Year	GP-GS	Min-Avg	FG-FGA	Pct	3FG-FGA	Pct	FT-FTA	Pct	Off-Def-Tot-Avg	PF-FO	Ast	TO	Blk	Stl	Pts	Avg
2015-16	17-0	79-4.6	4-17	.235	2-10	.200	2-2	1.000	8-16-24-1.4	5-0	6	2	0	1	12	0.7
TOTAL	17-0	79-4.6	4-17	.235	2-10	.200	2-2	1.000	8-16-24-1.4	5-0	6	2	0	1	12	0.7

# PLAYER BIOS

**Isaiah Briscoe • 6-3 • 202 • Freshman • Guard**

**Newark, N.J. (Roselle Catholic)**

**BRISCOE  
13**



## Notes

- Has reached double-figure scoring in 13 games
- Dished out three or more assists in eight-straight games
- Averaging 5.1 rebounds a game, ranking No. 3 on UK overall and tops on the team among guards
- Solid all-around game vs. Missouri with 15 points, six rebounds and six assists. The 15 points were his most since scoring 20 at UCLA on Dec. 3 and his six assists were his most since recording seven vs. Ohio State on Dec. 19
- Followed that performance with a 12-point, four-rebound, five-assist output at Kansas
- Scored a career-high 20 points at UCLA on 7-of-10 shooting and was named the SEC Freshman of the Week on Dec. 7 after pouring in 38 points to lead the Wildcats in two games
- Posted a double-double in his UK debut, scoring 11 points and collecting 12 rebounds against NJIT
- Considered one of the best on-ball defenders in the country
- High school All-American by Parade Magazine, USA Today and a McDonald's All-American
- USA Basketball U19 Team selection

## Did You Know ...

*Basketball is a part of Isaiah's family. His cousin is Cleveland Cavalier Kyrie Irving, and his older sister, Ilesha, played at Syracuse.*

## Isaiah Briscoe's 2015-16 Game-by-Game Stats

Opponent	Date	gs	min	Total		3-Pointers		Free throws		Rebounds				pf	a	t/o	blk	stl	pts	avg	
				fg-fga	pct	3fg-fga	pct	ft-flt	pct	off	def	tot	avg								
ALBANY	11/13/15		dnp	-	-	-	-	-	-	-	-	-	-	-	-	-	-	-	-	-	
NJIT	11/14/15	29	5-11	.455	1-4	.250	0-0	.000	1	11	12	12.0	1	2	4	0	2	11	11.0		
vs #5/4 Duke	11/17/15	*	31	5-8	.625	1-1	1.000	1-3	.333	0	3	3	7.5	1	1	0	2	12	11.5		
WRIGHT STATE	11/20/15	*	35	7-11	.636	0-2	.000	1-5	.200	0	3	3	6.0	3	2	3	0	15	12.7		
BOSTON U.	11/24/15	*	35	4-10	.400	0-1	.000	3-7	.429	3	4	7	6.3	2	5	1	1	3	11	12.3	
vs USF	11/27/15	*	27	3-9	.333	0-1	.000	0-1	.000	0	6	6	6.2	3	7	3	0	2	6	11.0	
ILLINOIS STATE	11/30/15	*	27	7-13	.538	0-2	.000	4-7	.571	1	6	7	6.3	5	3	5	1	1	18	12.2	
at UCLA	12/03/15	*	27	7-10	.700	1-2	.500	5-8	.625	1	1	2	5.7	4	1	1	0	0	20	13.3	
EKU	12/9/15	*	26	5-9	.556	0-0	.000	0-3	.000	2	4	6	5.8	4	1	1	0	2	10	12.9	
ARIZONA STATE	12/12/15	*	32	4-9	.444	1-3	.333	0-2	.000	0	4	4	5.6	3	2	4	0	2	9	12.4	
vs Ohio State	12/19/15	*	35	1-9	.111	0-1	.000	1-4	.250	2	4	6	5.6	2	7	2	0	1	3	11.5	
#16/15 LOUISVILLE	12/26/15		dnp	-	-	-	-	-	-	-	-	-	-	-	-	-	-	-	-		
OLE MISS	01/02/16	*	35	2-8	.250	0-2	.000	2-4	.500	2	3	5	5.5	3	3	1	0	4	6	11.0	
at LSU	01/05/16	*	30	2-6	.333	0-2	.000	1-7	.143	1	5	6	5.6	4	0	3	1	1	5	10.5	
at Alabama	1/9/16	*	36	6-10	.600	0-1	.000	0-2	.000	1	4	5	5.5	1	4	1	0	0	12	10.6	
MISSISSIPPI STATE	01/12/16	*	36	7-9	.778	0-0	.000	0-1	.000	2	2	4	5.4	4	5	1	0	1	14	10.9	
at Auburn	01/16/16	*	31	3-12	.250	0-0	.000	2-4	.500	2	1	3	5.3	4	1	4	0	2	8	10.7	
at Arkansas	01/21/16	*	29	1-7	.143	0-2	.000	0-0	.000	3	4	7	5.4	4	3	0	0	0	2	10.1	
VANDERBILT	01/23/16	*	36	3-8	.375	0-1	.000	0-0	.000	0	4	4	5.3	3	4	2	0	0	6	9.9	
MISSOURI	01/27/16	*	33	5-9	.556	0-0	.000	5-6	.833	2	4	6	5.3	2	6	0	0	2	15	10.2	
at #4/3 Kansas	01/30/16	*	38	3-9	.333	0-1	.000	6-12	.500	1	3	4	5.3	4	5	3	1	0	12	10.3	
at Tennessee	02/02/16	*	30	5-10	.500	0-0	.000	0-1	.000	4	4	8	5.4	4	3	1	0	0	10	10.3	
FLORIDA	02/06/16	*	34	1-6	.167	0-1	.000	1-2	.500	1	1	2	5.2	3	6	1	0	0	3	9.9	
GEORGIA	02/09/16	*	23	2-6	.333	0-0	.000	3-8	.375	0	3	3	5.1	2	4	2	0	1	7	9.8	
at #RV/20 South Carolina	2/13/16	*	31	4-8	.500	0-1	.000	2-3	.667	1	4	5	5.1	3	3	5	0	1	10	9.8	
<b>Totals</b>			22	726	92-207	.444	4-28	.143	37-90	.411	30	88	118	5.1	69	78	49	4	27	225	9.8

## 2015-16 Averages

Games played	23
Minutes/game	31.6
Points/game	9.8
FG Pct	44.4
3FG Pct	14.3
FT Pct	41.1
Rebounds/game	5.1
Assists/game	3.4
Turnovers/game	2.1
Assist/turnover ratio	1.6
Steals/game	1.2
Blocks/game	0.2

## Season Highs

Points..... 20 at UCLA (12/3/15)  
 FG Made .. 7, 4x, last vs. MISSISSIPPI ST. (1/12/16)  
 FG Attempts ..... 13 vs. ILLINOIS ST. (11/30/15)  
 FG Pct (min 5 made) .778 (7-9) vs. MISSISSIPPI ST. (1/12/16)  
 3FGMade .... 1, 4x, last vs. ARIZONA ST (12/12/15))  
 3FG Attempts ..... 4 vs. NJIT (11/14/15)  
 FT Made..... 6 at Kansas (1/30/16)  
 FT Atts ..... 12 at Kansas (1/30/16)  
 FT Pct (min 3 made).833 (5-6) vs. MISSOURI (1/27/16)  
 Rebounds ..... 12 vs. NJIT (11/14/15)  
 Assists..... 7, twice, last vs. Ohio St. (12/19/15)  
 Steals ..... 4 vs. OLE MISS (1/2/16)  
 Minutes ..... 38 at Kansas (1/30/16)

## Career Highs

Points..... 20 at UCLA (12/3/15)  
 FG Made .. 7, 4x, last vs. MISSISSIPPI ST. (1/12/16)  
 FG Attempts ..... 13 vs. ILLINOIS ST. (11/30/15)  
 FG Pct (min 5 made) .778 (7-9) vs. MISSISSIPPI ST. (1/12/16)  
 3FGMade .... 1, 4x, last vs. ARIZONA ST (12/12/15))  
 3FG Attempts ..... 4 vs. NJIT (11/14/15)  
 FT Made..... 6 at Kansas (1/30/16)  
 FT Atts ..... 12 at Kansas (1/30/16)  
 FT Pct (min 3 made).833 (5-6) vs. MISSOURI (1/27/16)  
 Rebounds ..... 12 vs. NJIT (11/14/15)  
 Assists..... 7, twice, last vs. Ohio St. (12/19/15)  
 Steals ..... 4 vs. OLE MISS (1/2/16)  
 Minutes ..... 38 at Kansas (1/30/16)

## Isaiah Briscoe's Career Stats

Year	GP-GS	Min-Avg	FG-FGA	Pct	3FG-FGA	Pct	FT-FTA	Pct	Off-Def-Tot-Avg	PF-FO	Ast	TO	Blk	Stl	Pts	Avg
2015-16	23-22	726-31.6	92-207	.444	4-28	.143	37-90	.411	30-88-118-5.1	69-1	78	49	4	27	225	9.8
<b>TOTAL</b>	<b>23-22</b>	<b>726-31.6</b>	<b>92-207</b>	<b>.444</b>	<b>4-28</b>	<b>.143</b>	<b>37-90</b>	<b>.411</b>	<b>30-88-118-5.1</b>	<b>69-1</b>	<b>78</b>	<b>49</b>	<b>4</b>	<b>27</b>	<b>225</b>	<b>9.8</b>

## PLAYER BIOS

Tai Wynyard • 6-10 • 255 • Freshman • Forward

Auckland, New Zealand (Rangitoto College)

WYNYARD  
14



### Notes

- Midyear enrollee who joined the Wildcats on Dec. 17
- Became eligible for the Ohio State game on Dec. 18
- Made the New Zealand National Team at 16 years old, the youngest player ever to make the team
- Named the MVP of the FIBA 3-on-3 World Championships after leading New Zealand to the gold medal
- Played in the Nike Hoop Summit and the International Jordan Brand Classic

### Did You Know ...

*Tai's father, Jason, is a world-champion lumberjack and owns more than 150 individual world titles.*

### Tai Wynyard's 2015-16 Game-by-Game Stats

### 2015-16 Averages

### Season Highs

### Career Highs

### Tai Wynyard's Career Stats

Year	GP-GS	Min-Avg	FG-FGA	Pct	3FG-FGA	Pct	FT-FTA	Pct	Off-Def-Tot-Avg	PF-FO	Ast	TO	Blk	Stl	Pts	Avg
2015-16	-	-	-	-	-	-	-	-	-	-	-	-	-	-	-	-
TOTAL	-	-	-	-	-	-	-	-	-	-	-	-	-	-	-	-



# PLAYER BIOS

Isaac Humphries • 7-0 • 260 • Freshman • Forward

Sydney, Australia (La Lumiere School)

HUMPHRIES  
15



## Notes

- Played 15 minutes vs. Florida, largely in place of the injured Alex Poythress, logging career highs in made field goals (two), rebounds (six) and blocks (two)
- Blocked a career-high four shots vs. Georgia
- Logged a career-high 27 minutes at UCLA, where he posted four points and a career-high six rebounds
- Blocked a then career-high-tying two shots vs. Duke and South Florida
- Did not play vs. Wright State and Boston University because of a left foot injury
- Gave UK 12 quality minutes in the win over Duke with two points, three rebounds and two blocks
- Reclassified to the 2015 class and joined the team in August
- Vital member of Australian U17 team that took silver at 2014 FIBA U17 World Championships

## Did You Know ...

When Isaac needs to relax or de-stress he can be found in UK's Singletary Center playing the piano.

## Isaac Humphries' 2015-16 Game-by-Game Stats

Opponent	Date	gs	min	Total		3-Pointers		Free throws		Rebounds				pf	a	t/o	blk	stl	pts	avg
				fg-fga	pct	3fg-fga	pct	ft-fa	pct	off	def	tot	avg							
ALBANY	11/13/15	7		0-1	.000	0-0	.000	4-4	1.000	0	2	2	2.0	0	0	1	0	0	4	4.0
NJIT	11/14/15	6		2-4	.500	0-0	.000	1-2	.500	1	2	3	2.5	1	0	2	1	0	5	4.5
vs #5/4 Duke	11/17/15	12		1-3	.333	0-0	.000	0-0	.000	2	1	3	2.7	3	1	1	2	0	2	3.7
WRIGHT STATE	11/20/15	dnp		-	-	-	-	-	-	-	-	-	-	-	-	-	-	-	-	-
BOSTON U.	11/24/15	dnp		-	-	-	-	-	-	-	-	-	-	-	-	-	-	-	-	-
vs USF	11/27/15	11		1-3	.333	0-0	.000	0-0	.000	0	0	0	2.0	3	0	1	2	0	2	3.3
ILLINOIS STATE	11/30/15	dnp		-	-	-	-	-	-	-	-	-	-	-	-	-	-	-	-	-
at UCLA	12/03/15	27		1-2	.500	0-0	.000	2-4	.500	2	4	6	2.8	1	0	1	0	0	4	3.4
EKU	12/9/15	dnp		-	-	-	-	-	-	-	-	-	-	-	-	-	-	-	-	-
ARIZONA STATE	12/12/15	5		1-1	1.000	0-0	.000	1-1	1.000	1	0	1	2.5	3	0	0	0	0	3	3.3
vs Ohio State	12/19/15	dnp		-	-	-	-	-	-	-	-	-	-	-	-	-	-	-	-	-
#16/15 LOUISVILLE	12/26/15	dnp		-	-	-	-	-	-	-	-	-	-	-	-	-	-	-	-	-
OLE MISS	01/02/16	1		0-1	.000	0-0	.000	0-0	.000	0	0	0	2.1	2	0	1	0	0	0	2.9
at LSU	01/05/16	7		0-2	.000	0-0	.000	0-0	.000	0	1	1	2.0	3	0	0	0	0	0	2.5
at Alabama	1/9/16	dnp		-	-	-	-	-	-	-	-	-	-	-	-	-	-	-	-	-
MISSISSIPPI STATE	01/12/16	dnp		-	-	-	-	-	-	-	-	-	-	-	-	-	-	-	-	-
at Auburn	01/16/16	dnp		-	-	-	-	-	-	-	-	-	-	-	-	-	-	-	-	-
at Arkansas	01/21/16	1		0-0	.000	0-0	.000	0-0	.000	0	0	0	1.8	1	0	0	0	0	0	2.2
VANDERBILT	01/23/16	dnp		-	-	-	-	-	-	-	-	-	-	-	-	-	-	-	-	-
MISSOURI	01/27/16	7		0-0	.000	0-0	.000	0-0	.000	0	1	1	1.7	1	0	0	0	0	0	2.0
at #4/3 Kansas	01/30/16	dnp		-	-	-	-	-	-	-	-	-	-	-	-	-	-	-	-	-
at Tennessee	02/02/16	dnp		-	-	-	-	-	-	-	-	-	-	-	-	-	-	-	-	-
FLORIDA	02/06/16	15		2-3	.667	0-0	.000	0-0	.000	3	3	6	2.1	3	0	0	2	0	4	2.2
GEORGIA	02/09/16	14		0-1	.000	0-0	.000	0-0	.000	0	3	3	2.2	5	0	1	4	0	0	2.0
at #RV/20 South Carolina	2/13/16	7		0-0	.000	0-0	.000	0-0	.000	0	1	1	2.1	4	0	0	0	0	0	1.8
Totals		0	120	8-21	.381	0-0	.000	8-11	.727	9	18	27	2.1	30	1	8	11	0	24	1.8

## 2015-16 Averages

Games played	13
Minutes/game	9.2
Points/game	1.8
FG Pct	38.1
FT Pct	72.7
Rebounds/game	2.1
Assists/game	0.1
Turnovers/game	0.6
Assist/turnover ratio	0.1
Blocks/game	0.8

## Season Highs

Points	5 vs. NJIT (11/14/15)
FG Made	2, twice, last vs. FLORIDA (2/6/16)
FG Attempts	4 vs. NJIT (11/14/15)
FT Made	4 vs. ALBANY (11/13/15)
FT Attempts	4, twice, last at UCLA (12/3/15)
FT Pct (min 3 made)	1.000 (4-4) vs. ALBANY (11/13/15)
Rebounds	6, twice, last vs. FLORIDA (2/6/16)
Assists	1 vs. Duke (11/17/15)
Blocks	4 vs. GEORGIA (2/9/16)
Minutes	27 at UCLA (12/3/15)

## Career Highs

Points	5 vs. NJIT (11/14/15)
FG Made	2, twice, last vs. FLORIDA (2/6/16)
FG Attempts	4 vs. NJIT (11/14/15)
FT Made	4 vs. ALBANY (11/13/15)
FT Attempts	4, twice, last at UCLA (12/3/15)
FT Pct (min 3 made)	1.000 (4-4) vs. ALBANY (11/13/15)
Rebounds	6, twice, last vs. FLORIDA (2/6/16)
Assists	1 vs. Duke (11/17/15)
Blocks	4 vs. GEORGIA (2/9/16)
Minutes	27 at UCLA (12/3/15)

## Isaac Humphries' Career Stats

Year	GP-GS	Min-Avg	FG-FGA	Pct	3FG-FGA	Pct	FT-FTA	Pct	Off-Def-Tot-Avg	PF-FO	Ast	TO	Blk	Stl	Pts	Avg
2015-16	13-0	120-9.2	8-21	.381	0-0	.000	8-11	.727	9-18-27-2.1	30-1	1	8	11	0	24	1.8
<b>TOTAL</b>	<b>13-0</b>	<b>120-9.2</b>	<b>8-21</b>	<b>.381</b>	<b>0-0</b>	<b>.000</b>	<b>8-11</b>	<b>.727</b>	<b>9-18-27-2.1</b>	<b>30-1</b>	<b>1</b>	<b>8</b>	<b>11</b>	<b>0</b>	<b>24</b>	<b>1.8</b>

# PLAYER BIOS

**Alex Poythress • 6-8 • 230 • Senior • Forward**

**Clarksville, Tenn. (Northeast)**

POYTHRESS

22



### Notes

- Leads the team with a 6.6 rebounding average
- Missed the last three games with a right knee injury and is expected to be out for approximately two weeks
- The 15th player in school history to post 800 points, 500 rebounds and 70 blocks in his career
- Scored in double figures in three of the last four games he's played in, averaging 12.8 points over that span
- Scored a career-high 25 points on 9-of-11 shooting to go along with seven rebounds in the win at Alabama
- Totaled 21 points and a career-high-tying 13 rebounds, his third double-double of the season and fifth of his career, against Eastern Kentucky - coming nearly a year to the day from tearing his ACL
- Posted two straight double-doubles vs. Wright State and Boston U., becoming the first UK senior with consecutive double-doubles since Josh Harrellson in 2010-21 (Dec. 31, 2010 vs. Louisville and Jan. 3, 2011 vs. Penn)
- Returning from an ACL injury that cost him 28 games to conclude the 2014-15 season
- Graduated in three years with a degree in business and is now pursuing a master's degree
- Named to the CoSIDA Academic All-District Team
- One of 30 candidates for the Senior CLASS Award

### Did You Know ...

*Alex lists math as his favorite subject in school and playing cards as one of his favorite hobbies.*

### Alex Poythress' 2015-16 Game-by-Game Stats

Opponent	Date	gs	min	Total		3-Pointers		Free throws		Rebounds				pf	a	t/o	blk	stl	pts	avg
				fg-fga	pct	3fg-fga	pct	ft-fa	pct	off	def	tot	avg							
ALBANY	11/13/15	11	1-2	.500	0-1	.000	0-2	.000	0	3	3	3.0	4	0	0	1	1	2	2.0	
NJIT	11/14/15	21	3-5	.600	0-0	.000	3-5	.600	3	4	7	5.0	4	0	1	1	1	9	5.5	
vs #5/4 Duke	11/17/15	30	3-10	.300	0-1	.000	3-5	.600	4	3	7	5.7	4	0	0	1	0	9	6.7	
WRIGHT STATE	11/20/15	22	3-5	.600	0-1	.000	4-4	1.000	2	8	10	6.8	3	0	0	0	1	10	7.5	
BOSTON U.	11/24/15	21	7-8	.875	0-0	.000	0-0	.000	5	5	10	7.4	3	0	1	0	1	14	8.8	
vs USF	11/27/15	21	4-6	.667	0-0	.000	0-0	.000	0	5	5	7.0	3	0	0	0	0	8	8.7	
ILLINOIS STATE	11/30/15	* 30	3-7	.429	0-1	.000	3-5	.600	2	5	7	7.0	2	2	2	0	2	1	9	8.7
at UCLA	12/03/15	17	1-6	.167	0-1	.000	2-2	1.000	3	2	5	6.8	5	1	0	0	1	4	8.1	
EKU	12/9/15	* 24	9-12	.750	0-2	.000	3-3	1.000	6	7	13	7.4	4	0	1	0	0	21	9.6	
ARIZONA STATE	12/12/15	* 19	3-3	1.000	0-0	.000	4-5	.800	0	6	6	7.3	4	0	0	1	1	10	9.6	
vs Ohio State	12/19/15	* 28	2-4	.500	1-1	1.000	1-3	.333	2	5	7	7.3	4	1	2	1	0	6	9.3	
#16/15 LOUISVILLE	12/26/15	* 34	5-7	.714	0-1	.000	4-7	.571	2	4	6	7.2	1	1	1	3	1	14	9.7	
OLE MISS	01/02/16	* 23	2-5	.400	0-1	.000	2-3	.667	3	6	9	7.3	4	0	3	0	0	6	9.4	
at LSU	01/05/16	* 26	2-3	.667	0-1	.000	0-3	.000	0	4	4	7.1	5	0	3	0	0	4	9.0	
at Alabama	1/9/16	* 34	8-10	.800	0-1	.000	9-11	.818	3	4	7	7.1	3	0	4	1	0	25	10.1	
MISSISSIPPI STATE	01/12/16	* 31	1-4	.250	0-1	.000	4-6	.667	2	6	8	7.1	4	0	1	0	1	6	9.8	
at Auburn	01/16/16	* 21	2-5	.400	0-0	.000	2-2	1.000	0	3	3	6.9	2	0	1	3	1	6	9.6	
at Arkansas	01/21/16	* 15	3-5	.600	0-0	.000	1-2	.500	2	4	6	6.8	4	0	0	1	0	7	9.4	
VANDERBILT	01/23/16	* 27	8-10	.800	0-1	.000	0-0	.000	0	2	2	6.6	3	0	0	0	0	16	9.8	
MISSOURI	01/27/16	* 21	2-5	.400	0-0	.000	4-4	1.000	2	5	7	6.6	1	1	2	0	1	8	9.7	
at #4/3 Kansas	01/30/16	* 37	5-8	.625	1-2	.500	2-2	1.000	0	8	8	6.7	5	1	3	1	2	13	9.9	
at Tennessee	02/02/16	* 17	6-9	.667	0-0	.000	2-4	.500	3	2	5	6.6	5	1	4	0	0	14	10.0	
FLORIDA	02/06/16	dnp	-	-	-	-	-	-	-	-	-	-	-	-	-	-	-	-	-	
GEORGIA	02/09/16	dnp	-	-	-	-	-	-	-	-	-	-	-	-	-	-	-	-	-	
at #RV/20 South Carolina	2/13/16	dnp	-	-	-	-	-	-	-	-	-	-	-	-	-	-	-	-	-	
Totals		15	530	83-139	.597	2-16	.125	53-78	.679	44	101	145	6.6	77	8	27	16	13	221	10.0

### 2015-16 Averages

Games played	22
Minutes/game	24.1
Points/game	10.0
FG Pct	59.7
3FG Pct	12.5
FT Pct	67.9
Rebounds/game	6.6
Assists/game	0.4
Turnovers/game	1.2
Assist/turnover ratio	0.3
Steals/game	0.6
Blocks/game	0.7

### Season Highs

Points.....25 at Alabama (1/9/16)  
 FG Made .....9 vs. EKU (12/9/15)  
 FG Attempts .....12 vs. EKU (12/9/15)  
 FG Pct (min 5 made) .875 (7-8) vs. BOSTON (11/24/15)  
 3FG Made .....1, twice, last at Kansas (1/30/16)  
 3FG Attempts .....2, twice, last at Kansas (1/30/16)  
 FT Made .....9 at Alabama (1/9/16)  
 FT Attempts .....11 at Alabama (1/9/16)  
 FT Pct (min 3 made) 1.000 (4-4) 3x last vs. MISSOURI (1/27/16)  
 Rebounds .....13 vs. EKU (12/9/15)  
 Assists .....2 vs. ILLINOIS ST. (11/30/15)  
 Steals .....2 at Kansas (1/30/16)  
 Blocks .....3, 2x, last at Auburn (1/16/16)  
 Minutes .....37 at Kansas (1/30/16)

### Career Highs

Points.....25 at Alabama (1/9/16)  
 FG Made .....9, 5x, last vs. EKU (12/9/15)  
 FG Atts .....12, 3x, last vs. EKU (12/9/15)  
 FG Pct (min 5 made) .900 (9-10) vs. LAFAYETTE (11/16/15)  
 3-FG Made. 2, twice, last vs. TENNESSEE (1/15/13)  
 3-FG Atts .....3, 3x, last vs. EKU (12/9/15)  
 FT Made .....9 at Alabama (1/9/16)  
 FT Attempts .....11 at Alabama (1/9/16)  
 FT Pct (min 3 made) 1.000, 6x, last vs. MISSOURI (1/27/16)  
 Rebounds .....13, twice, last vs. EKU (12/9/13)  
 Assists...3, twice, last vs. ROBERT MORRIS (11/17/13)  
 Steals .....2, 4x, last at Kansas (1/30/16)  
 Blocks .....4 vs. UT ARLINGTON (11/25/14)  
 Minutes .....40 vs. MISSOURI (2/23/13)

### Alex Poythress' Career Stats

Year	GP-GS	Min-Avg	FG-FGA	Pct	3FG-FGA	Pct	FT-FTA	Pct	Off-Def-Tot-Avg	PF-FO	Ast	TO	Blk	Stl	Pts	Avg
2012-13	33-31	852-25.8	133-229	.581	14-33	.424	91-132	.689	62-137-199-6.0	88-6	22	66	14	9	371	11.2
2013-14	40-0	734-18.4	88-177	.497	8-33	.242	50-80	.625	72-109-181-4.5	85-2	17	38	29	12	234	5.9
2014-15	8-8	162-20.3	16-42	.381	0-7	.000	12-14	.857	12-18-30-3.8	17-1	2	8	12	4	44	5.5
2015-16	22-15	530-24.1	83-139	.597	2-16	.125	53-78	.679	44-101-145-6.6	77-4	8	27	17	13	221	10.0
<b>TOTAL</b>	<b>103-54</b>	<b>2278-22.1</b>	<b>320-587</b>	<b>.545</b>	<b>24-89</b>	<b>.270</b>	<b>206-304</b>	<b>.678</b>	<b>190-365-555-5.4</b>	<b>267-13</b>	<b>49</b>	<b>139</b>	<b>72</b>	<b>38</b>	<b>870</b>	<b>8.4</b>

# PLAYER BIOS

**Jamal Murray • 6-4 • 207 • Freshman • Guard**

**Kitchener, Ontario (Athlete Institute)**



### Notes

- Reigning SEC Freshman of the Week
- Leads all SEC freshmen in scoring during league play averaging 21.3 points per game
- Leads UK in scoring at 18.8 points per game this season (fourth in the SEC and fifth nationally among freshmen). No player has averaged more than 17.3 in a season under Calipari
- Has scored 85 points the last three games, the most for any freshman in school history during a three-game span
- With 10 games of 20 or more points is tied for the second most ever by a UK freshman. Brandon Knight had 14
- Is 11 made 3s from tying Brandon Knight's freshman single-season record
- The first player in Kentucky history to hit at least one 3 in each of his first 25 career games
- He and Darius Miller in 2010-11 are the only UK players under Calipari to make a 3 in 25 straight games in a single season
- Scored in double figures in 24 of 25 games, in 23 straight, and scored 20 or more points in 10 total games
- Currently has the sixth-best scoring average ever by a UK first-year player
- Against Florida tied Terrence Jones (35 vs. Auburn on Jan. 11, 2011) for the most points by a freshman in school history and the most by any player in the Calipari era
  - First player in school history to have two 30-point+ games as a freshman

### Did You Know ...

*Jamal chose No. 23 because it represents the date of his birth.*

### Jamal Murray's 2015-16 Game-by-Game Stats

Opponent	Date	gs	min	Total		3-Pointers		Free throws		Rebounds				pf	a	t/o	blk	stl	pts	avg		
				fg-fga	pct	3fg-fga	pct	ft-fga	pct	off	def	tot	avg									
ALBANY	11/13/15	*	32	8-15	.533	2-5	.400	1-1	1.000	1	2	3	3.0	3	8	5	0	3	19	19.0		
NJIT	11/14/15	*	30	3-13	.231	1-10	.100	1-1	1.000	1	4	5	4.0	2	2	3	0	1	8	13.5		
vs #5/4 Duke	11/17/15	*	38	7-17	.412	2-3	.667	0-2	.000	3	2	5	4.3	2	5	3	0	4	16	14.3		
WRIGHT STATE	11/20/15	*	34	1-4	.250	1-3	.333	10-10	1.000	0	6	6	4.8	1	1	5	0	0	13	14.0		
BOSTON U.	11/24/15	*	31	5-9	.556	2-5	.400	0-0	.000	1	2	3	4.4	4	2	2	0	0	12	13.6		
vs USF	11/27/15	*	35	8-16	.500	2-5	.400	3-3	1.000	2	1	3	4.2	0	3	0	0	0	21	14.8		
ILLINOIS STATE	11/30/15	*	29	3-9	.333	1-3	.333	9-13	.692	1	4	5	4.3	2	1	4	0	1	16	15.0		
at UCLA	12/03/15	*	35	5-16	.313	5-11	.455	2-3	.667	1	4	5	4.4	3	0	3	0	2	17	15.3		
EKU	12/9/15	*	36	6-15	.400	2-9	.222	2-4	.500	2	5	7	4.7	2	4	4	1	0	16	15.3		
ARIZONA STATE	12/12/15	*	29	4-13	.308	2-6	.333	7-8	.875	1	2	3	4.5	2	5	2	0	0	17	15.5		
vs Ohio State	12/19/15	*	34	13-23	.565	7-9	.778	0-0	.000	1	2	3	4.4	3	1	2	0	1	33	17.1		
#16/15 LOUISVILLE	12/26/15	*	34	3-14	.214	3-8	.375	3-6	.500	1	5	6	4.5	3	2	7	1	0	12	16.7		
OLE MISS	01/02/16	*	39	7-17	.412	4-12	.333	0-0	.000	3	3	6	4.6	1	3	2	0	1	18	16.8		
at LSU	01/05/16	*	36	9-17	.529	2-5	.400	1-1	1.000	1	2	4.4	2	1	2	0	1	21	17.1			
at Alabama	1/9/16	*	31	7-13	.538	1-4	.250	6-6	1.000	2	3	5	4.5	3	0	1	0	1	21	17.3		
MISSISSIPPI STATE	01/12/16	*	36	7-14	.500	5-11	.455	3-4	.750	0	1	1	4.3	3	3	4	0	1	22	17.6		
at Auburn	01/16/16	*	36	8-22	.364	4-10	.400	0-1	.000	4	1	5	4.3	5	2	2	0	3	20	17.8		
at Arkansas	01/21/16	*	37	7-18	.389	1-7	.143	4-5	.800	1	6	7	4.4	2	1	2	1	1	19	17.8		
VANDERBILT	01/23/16	*	36	7-13	.538	3-6	.500	1-1	1.000	2	5	7	4.6	0	2	0	1	3	18	17.8		
MISSOURI	01/27/16	*	33	4-14	.286	3-8	.375	0-1	.000	2	7	9	4.8	2	2	0	0	2	11	17.5		
at #4/3 Kansas	01/30/16	*	39	6-11	.545	2-7	.286	1-2	.500	1	5	6	4.9	3	0	3	1	1	15	17.4		
at Tennessee	02/02/16	*	36	7-20	.350	3-12	.250	4-4	1.000	3	2	5	4.9	1	5	2	0	0	21	17.5		
FLORIDA	02/06/16	*	36	13-21	.619	8-10	.800	1-2	.500	1	5	6	4.9	0	1	2	0	0	35	18.3		
GEORGIA	02/09/16	*	30	8-14	.571	6-10	.600	2-2	1.000	0	2	2	4.8	2	0	1	0	2	24	18.5		
at #RV/20 South Carolina	2/13/16	*	38	9-21	.429	4-11	.364	4-6	.667	1	4	5	4.8	0	1	2	0	1	26	18.8		
<b>Totals</b>			<b>25</b>	<b>860</b>	<b>.435</b>	<b>165-379</b>	<b>.435</b>	<b>76-190</b>	<b>.400</b>	<b>65-86</b>	<b>.756</b>	<b>36</b>	<b>84</b>	<b>120</b>	<b>4.8</b>	<b>51</b>	<b>55</b>	<b>63</b>	<b>5</b>	<b>29</b>	<b>471</b>	<b>18.8</b>

### 2015-16 Averages

Games played	25
Minutes/game	34.4
Points/game	18.8
FG Pct	43.5
3FG Pct	40.0
FT Pct	75.6
Rebounds/game	4.8
Assists/game	2.2
Turnovers/game	2.5
Assist/turnover ratio	0.9
Steals/game	1.2
Blocks/game	0.2

### Season Highs

Points	35 vs. FLORIDA (2/6/16)
FG Made	13, twice, last vs. FLORIDA (2/6/16)
FG Attempts	23 vs. Ohio St. (12/19/15)
FG Pct (min 5)	.619 (13-21) vs. FLORIDA (2/6/16)
3FG Made	8 vs. FLORIDA (2/6/16)
3FG Attempts	12, 2x, last at Tennessee (2/2/16)
3FG Pct (min 2)	.800(8-10) vs. FLORIDA (2/6/16)
FT Made	10 vs. WRIGHT ST. (11/20/15)
FT Attempts	13 vs. ILLINOIS ST. (11/30/15)
FT Pct. (min. 3)	1.000, 3x last at Alabama (1/8/16)
Rebounds	9 vs. MISSOURI (1/27/16)
Assists	8 vs. ALBANY (11/13/15)
Steals	4 vs. Duke (11/17/15)
Blocks	1, 5x, last at Kansas (1/30/16)
Minutes	39, twice, last at Kansas (1/30/16)

### Career Highs

Points	35 vs. FLORIDA (2/6/16)
FG Made	13, twice, last vs. FLORIDA (2/6/16)
FG Attempts	23 vs. Ohio St. (12/19/15)
FG Pct (min 5)	.619 (13-21) vs. FLORIDA (2/6/16)
3FG Made	8 vs. FLORIDA (2/6/16)
3FG Attempts	12, 2x, last at Tennessee (2/2/16)
3FG Pct (min 2)	.800(8-10) vs. FLORIDA (2/6/16)
FT Made	10 vs. WRIGHT ST. (11/20/15)
FT Attempts	13 vs. ILLINOIS ST. (11/30/15)
FT Pct. (min. 3)	1.000, 3x last at Alabama (1/8/16)
Rebounds	9 vs. MISSOURI (1/27/16)
Assists	8 vs. ALBANY (11/13/15)
Steals	4 vs. Duke (11/17/15)
Blocks	1, 5x, last at Kansas (1/30/16)
Minutes	39, twice, last at Kansas (1/30/16)

### Jamal Murray's Career Stats

Year	GP-GS	Min-Avg	FG-FGA	Pct	3FG-FGA	Pct	FT-FTA	Pct	Off-Def-Tot-Avg	PF-FO	Ast	TO	Blk	Stl	Pts	Avg
2015-16	25-25	860-34.4	165-379	.435	76-190	.400	65-86	.756	36-84-120-4.8	51-1	55	63	5	29	471	18.8
<b>TOTAL</b>	<b>25-25</b>	<b>860-34.4</b>	<b>165-379</b>	<b>.435</b>	<b>76-190</b>	<b>.400</b>	<b>65-86</b>	<b>.756</b>	<b>36-84-120-4.8</b>	<b>51-1</b>	<b>55</b>	<b>63</b>	<b>5</b>	<b>29</b>	<b>471</b>	<b>18.8</b>

# PLAYER BIOS

**EJ Floréal • 6-4 • 203 • Junior • Guard**

**Palo Alto, Calif. (Dunbar)**



### Notes

- Has played in eight games this year
- Scored on a dunk in the exhibition win over Ottawa and also added three rebounds and an assist
- Academic All-SEC Honor Roll member as a sophomore
- Played in 24 career games

### Did You Know ...

*EJ is a tremendous athlete who also competed in track and field while in high school. He has been tabbed the team's best dunker.*

### EJ Floréal's 2015-16 Game-by-Game Stats

Opponent	Date	gs	min	Total		3-Pointers		Free throws		Rebounds				pf	a	t/o	blk	stl	pts	avg
				fg-fga	pct	3fg-fga	pct	ft-fa	pct	off	def	tot	avg							
ALBANY	11/13/15	dnp	-	-	-	-	-	-	-	-	-	-	-	-	-	-	-	-	-	-
NJIT	11/14/15	dnp	-	-	-	-	-	-	-	-	-	-	-	-	-	-	-	-	-	-
vs #5/4 Duke	11/17/15	dnp	-	-	-	-	-	-	-	-	-	-	-	-	-	-	-	-	-	-
WRIGHT STATE	11/20/15	dnp	-	-	-	-	-	-	-	-	-	-	-	-	-	-	-	-	-	-
BOSTON U.	11/24/15	dnp	-	-	-	-	-	-	-	-	-	-	-	-	-	-	-	-	-	-
vs USF	11/27/15	dnp	-	-	-	-	-	-	-	-	-	-	-	-	-	-	-	-	-	-
ILLINOIS STATE	11/30/15	dnp	-	-	-	-	-	-	-	-	-	-	-	-	-	-	-	-	-	-
at UCLA	12/03/15	dnp	-	-	-	-	-	-	-	-	-	-	-	-	-	-	-	-	-	-
EKU	12/9/15	dnp	-	-	-	-	-	-	-	-	-	-	-	-	-	-	-	-	-	-
ARIZONA STATE	12/12/15	1	0-0	.000	0-0	.000	0-0	.000	1	0	1	1.0	0	0	0	0	0	0	0	0.0
vs Ohio State	12/19/15	dnp	-	-	-	-	-	-	-	-	-	-	-	-	-	-	-	-	-	-
#16/15 LOUISVILLE	12/26/15	dnp	-	-	-	-	-	-	-	-	-	-	-	-	-	-	-	-	-	-
OLE MISS	01/02/16	dnp	-	-	-	-	-	-	-	-	-	-	-	-	-	-	-	-	-	-
at LSU	01/05/16	dnp	-	-	-	-	-	-	-	-	-	-	-	-	-	-	-	-	-	-
at Alabama	1/9/16	1	0-0	.000	0-0	.000	0-0	.000	0	0	0	0.5	0	0	0	0	0	0	0	0.0
MISSISSIPPI STATE	01/12/16	dnp	-	-	-	-	-	-	-	-	-	-	-	-	-	-	-	-	-	-
at Auburn	01/16/16	0	0-0	.000	0-0	.000	0-0	.000	0	0	0	0.3	0	0	0	0	0	0	0	0.0
at Arkansas	01/21/16	1	0-0	.000	0-0	.000	0-2	.000	0	1	1	0.5	0	0	0	0	0	0	0	0.0
VANDERBILT	01/23/16	1	0-0	.000	0-0	.000	0-0	.000	0	0	0	0.4	0	0	0	0	0	0	0	0.0
MISSOURI	01/27/16	3	0-1	.000	0-0	.000	0-0	.000	0	1	1	0.5	0	0	1	0	0	0	0	0.0
at #4/3 Kansas	01/30/16	dnp	-	-	-	-	-	-	-	-	-	-	-	-	-	-	-	-	-	-
at Tennessee	02/02/16	dnp	-	-	-	-	-	-	-	-	-	-	-	-	-	-	-	-	-	-
FLORIDA	02/06/16	0	0-0	.000	0-0	.000	0-0	.000	0	0	0	0.4	0	0	0	0	0	0	0	0.0
GEORGIA	02/09/16	3	0-0	.000	0-0	.000	0-0	.000	0	1	1	0.5	0	0	0	0	0	0	0	0.0
at #RV/20 South Carolina	2/13/16	dnp	-	-	-	-	-	-	-	-	-	-	-	-	-	-	-	-	-	-
<b>Totals</b>		<b>0</b>	<b>10</b>	<b>0-1</b>	<b>.000</b>	<b>0-0</b>	<b>.000</b>	<b>0-2</b>	<b>.000</b>	<b>1</b>	<b>3</b>	<b>4</b>	<b>0.5</b>	<b>0</b>	<b>0</b>	<b>1</b>	<b>0</b>	<b>0</b>	<b>0</b>	<b>0.0</b>

### 2015-16 Averages

Games played	8
Minutes/game	1.3
FG Pct	0.0
FT Pct	0.0
Rebounds/game	0.5
Turnovers/game	0.1

### Season Highs

Rebounds .....1, 4x, last vs. GEORGIA (2/9/16)  
 FG Attempts .....1 vs. MISSOURI (1/27/16)  
 FT Attempts .....2 at Arkansas (1/21/16)  
 Minutes .....3, twice, last vs. GEORGIA (2/9/16)

### Career Highs

Points .....2 vs. Robert Morris (11/17/13)  
 Rebounds .....1, 6x, last vs. GEORGIA (2/9/16)  
 FG Made .....1, vs. ROBERT MORRIS (11/17/13)  
 FG Atts .....1, twice, last vs. MONTANA ST. (11/23/14)  
 FG Pct (min 5 made) ..... -  
 3-FG Made ..... -  
 3-FG Atts ..... -  
 FTs Made .....1 vs. Kansas (11/18/14)  
 FTs Atts .....2, twice last at Arkansas (1/21/16)  
 FT Pct (min 3 made) ..... -  
 Assists ..... -  
 Steals .....1, twice, last vs. UCLA (12/20/14)  
 Blocks .....1 vs. ROBERT MORRIS (11/17/13)  
 Minutes .....5 vs. MONTANA ST. (11/23/14)

### EJ Floréal's Career Stats

Year	GP-GS	Min-Avg	FG-FGA	Pct	3FG-FGA	Pct	FT-FTA	Pct	Off-Def-Tot-Avg	PF-FO	Ast	TO	Blk	Stl	Pts	Avg
2013-14	3-0	4-1.3	1-1	1.000	0-0	.000	0-0	.000	0-1-1-0.3	1-0	0	0	1	1	2	0.7
2014-15	13-0	20-1.5	0-1	.000	0-0	.000	1-2	.500	0-1-1-0.1	2-0	0	4	0	1	1	0.1
2015-16	8-0	10-1.3	0-1	.000	0-0	.000	0-2	.000	1-3-4-0.5	0-0	0	1	0	0	0	0.0
<b>TOTAL</b>	<b>24-0</b>	<b>34-1.4</b>	<b>1-3</b>	<b>.333</b>	<b>0-0</b>	<b>.000</b>	<b>1-4</b>	<b>.250</b>	<b>1-5-6-0.3</b>	<b>3-0</b>	<b>0</b>	<b>5</b>	<b>1</b>	<b>2</b>	<b>3</b>	<b>0.1</b>

# PLAYER BIOS

**Dominique Hawkins • 6-0 • 190 • Junior • Guard**

**Richmond, Ky. (Madison Central)**



### Notes

- Left the Ole Miss game in the second half -- the game following his career-best performance, against Louisville -- with a sprained left ankle and missed seven straight games before playing 15 minutes at Kansas
- Had a career game against Louisville with 13 points, adding three 3-pointers. Prior to that game he'd never made more than one 3 in a game
- Became the first Kentucky native to score in double figures for the Wildcats against Louisville since Darius Miller did so in the 2012 Final Four
- Calipari on Hawkins' performance vs. Louisville: "He'll fight like crazy, he's got a great temperament, a great demeanor. One of the great kids of all time. I mean, literally one of the great kids."
- Scored nine points against Georgia, his most since the Louisville game and second most in a game this year
- Broke his hand during preseason practices and did not compete in the exhibition games but has played in 11 regular-season games
- Appeared in 72 career games and has made nine starts

### Did You Know ...

*Dominique is the self-proclaimed best video game player on the team. He lists his mom, Denise, as the greatest influence in his life.*

### Dominique Hawkins' 2015-16 Game-by-Game Stats

Opponent	Date	gs	min	Total		3-Pointers		Free Throws		Rebounds				pf	a	t/o	blk	stl	pts	avg
				fg-fga	pct	3fg-fga	pct	ft-fa	pct	off	def	tot	avg							
ALBANY	11/13/15	11	0-1	.000	0-1	.000	0-0	.000	1	0	1	1.0	3	0	0	0	0	0	0	0.0
NIJT	11/14/15	3	0-1	.000	0-0	.000	1-2	.500	1	0	1	1.0	2	1	0	0	0	1	0.5	
vs #5/4 Duke	11/17/15	dnp	-	-	-	-	-	-	-	-	-	-	-	-	-	-	-	-	-	
WRIGHT STATE	11/20/15	dnp	-	-	-	-	-	-	-	-	-	-	-	-	-	-	-	-	-	
BOSTON U.	11/24/15	3	0-1	.000	0-1	.000	0-0	.000	0	0	0	0.7	1	0	0	0	0	0	0.3	
vs USF	11/27/15	9	1-2	.500	1-2	.500	0-0	.000	0	0	0	0.5	0	1	0	0	1	3	1.0	
ILLINOIS STATE	11/30/15	24	1-5	.200	0-3	.000	5-7	.714	0	0	0	0.4	1	0	1	1	1	7	2.2	
at UCLA	12/03/15	8	1-3	.333	0-1	.000	0-0	.000	2	1	3	0.8	0	0	0	0	0	2	2.2	
EKU	12/9/15	6	0-0	.000	0-0	.000	2-2	1.000	1	1	2	1.0	1	2	0	0	0	2	2.1	
ARIZONA STATE	12/12/15	2	0-1	.000	0-1	.000	0-0	.000	0	0	0	0.9	0	0	1	0	0	0	1.9	
vs Ohio State	12/19/15	2	0-0	.000	0-0	.000	0-0	.000	0	0	0	0.8	0	0	0	0	0	0	1.7	
#16/15 LOUISVILLE	12/26/15	26	3-4	.750	3-4	.750	4-6	.667	0	1	1	0.8	3	1	1	0	0	13	2.8	
OLE MISS	01/02/16	3	0-1	.000	0-1	.000	0-0	.000	0	0	0	0.7	2	1	0	0	0	0	2.5	
at LSU	01/05/16	dnp	-	-	-	-	-	-	-	-	-	-	-	-	-	-	-	-	-	
at Alabama	1/9/16	dnp	-	-	-	-	-	-	-	-	-	-	-	-	-	-	-	-	-	
MISSISSIPPI STATE	01/12/16	dnp	-	-	-	-	-	-	-	-	-	-	-	-	-	-	-	-	-	
at Auburn	01/16/16	dnp	-	-	-	-	-	-	-	-	-	-	-	-	-	-	-	-	-	
at Arkansas	01/21/16	dnp	-	-	-	-	-	-	-	-	-	-	-	-	-	-	-	-	-	
VANDERBILT	01/23/16	dnp	-	-	-	-	-	-	-	-	-	-	-	-	-	-	-	-	-	
MISSOURI	01/27/16	dnp	-	-	-	-	-	-	-	-	-	-	-	-	-	-	-	-	-	
at #4/3 Kansas	01/30/16	15	2-5	.400	0-3	.000	0-0	.000	0	1	1	0.8	4	1	0	0	1	4	2.7	
at Tennessee	02/02/16	10	0-2	.000	0-0	.000	0-0	.000	0	0	0	0.7	2	0	0	0	0	0	2.5	
FLORIDA	02/06/16	0	0-0	.000	0-0	.000	0-0	.000	0	0	0	0.6	0	0	0	0	0	0	2.3	
GEORGIA	02/09/16	13	2-3	.667	1-1	1.000	4-4	1.000	0	0	0	0.6	1	1	1	0	0	9	2.7	
at #RV/20 South Carolina	2/13/16	4	0-1	.000	0-1	.000	0-0	.000	0	0	0	0.6	0	0	0	1	0	0	2.6	
<b>Totals</b>		<b>0</b>	<b>139</b>	<b>10-30</b>	<b>.333</b>	<b>5-19</b>	<b>.263</b>	<b>16-21</b>	<b>.762</b>	<b>5</b>	<b>4</b>	<b>9</b>	<b>0.6</b>	<b>20</b>	<b>8</b>	<b>4</b>	<b>2</b>	<b>3</b>	<b>41</b>	<b>2.6</b>

### 2015-16 Averages

Games played	16
Minutes/game	8.7
Points/game	2.6
FG Pct	33.3
3FG Pct	26.3
FT Pct	76.2
Rebounds/game	0.6
Assists/game	0.5
Turnovers/game	0.3
Assist/turnover ratio	2.0
Steals/game	0.2
Blocks/game	0.1

### Season Highs

Points	13 vs. LOUISVILLE (12/26/15)
FG Made	3 vs. LOUISVILLE (12/26/15)
FG Attempts	5, twice, last at Kansas (1/30/16)
3FG Made	3 vs. LOUISVILLE (12/26/15)
3FG Attempts	4 vs. LOUISVILLE (12/26/15)
3FG Pct. (2 made)	.750 (3-4) LOUISVILLE (12/26/15)
FT Made	5 vs. ILLINOIS ST. (11/30/15)
FT Attempts	7 vs. ILLINOIS ST. (11/30/15)
FT Pct. (3 made)	1.000 (4-4) vs. GEORGIA (2/9/16)
Rebounds	3 at UCLA (12/3/15)
Assists	2 vs. EKU (12/9/15)
Steals	1, 3x, last at Kansas (1/30/16)
Blocks	1, twice, last at South Carolina (2/13/16)
Minutes	26 vs. LOUISVILLE (12/26/15)

### Career Highs

Points	13 vs. LOUISVILLE (12/26/15)
FG Made	3, twice, last vs. LOUISVILLE (12/26/15)
FG Atts	8 vs. MONTANA ST. (11/23/14)
FG Pct (min 5 made)	-
3FG Made	3 vs. LOUISVILLE (12/26/15)
3FG Attempts	4 vs. LOUISVILLE (12/26/15)
3FG Pct. (2 made)	.750 (3-4) LOUISVILLE (12/26/15)
FTs Made	5 vs. ILLINOIS ST. (11/30/15)
FTs Atts	7 vs. ILLINOIS ST. (11/30/15)
FT Pct. (3 made)	1.000 (4-4) vs. GEORGIA (2/9/16)
Rebounds	4 vs. BELMONT (12/21/13)
Assists	6 vs. EKU (12/7/14)
Steals	2, twice, last at Florida (2/7/15)
Blocks	1, 4x, last at South Carolina (2/13/16)
Minutes	26 vs. LOUISVILLE (12/26/15)

### Dominique Hawkins' Career Stats

Year	GP-GS	Min-Avg	FG-FGA	Pct	3FG-FGA	Pct	FT-FTA	Pct	Off-Def-Tot-Avg	PF-FO	Ast	TO	Blk	Stl	Pts	Avg
2013-14	33-0	283-8.6	9-31	.290	2-16	.125	5-13	.385	7-16-23-0.7	37-0	12	6	1	4	25	0.8
2014-15	23-9	163-7.1	10-35	.286	5-21	.238	4-10	.400	3-13-16-0.7	14-0	14	5	1	7	29	1.3
2015-16	16-0	139-8.7	10-30	.333	5-19	.263	16-21	.762	5-4-9-0.6	20-0	8	4	2	3	41	2.6
<b>TOTAL</b>	<b>72-9</b>	<b>585-8.1</b>	<b>29-96</b>	<b>.302</b>	<b>12-56</b>	<b>.214</b>	<b>25-44</b>	<b>.568</b>	<b>15-33-48-0.7</b>	<b>71-0</b>	<b>34</b>	<b>15</b>	<b>4</b>	<b>14</b>	<b>95</b>	<b>1.3</b>

# PLAYER BIOS

**Derek Willis • 6-9 • 220 • Junior • Forward**

**Mt. Washington, Ky. (Bullitt East)**



### Notes

- Has started eight games in a row
- Has made at least one 3 in 10 consecutive games, and at least two 3s in four straight
- Has led the team in rebounding in six of the last nine games
- Had the best game of his college career vs. Missouri with a career-high 18 points, a career-high-tying 12 rebounds and a career-high four 3-point field goals
  - First UK native with 18 points and 12 rebounds in an SEC game since Sean Woods on Feb. 13, 1991
- First Kentucky native UK player with six rebounds in seven consecutive SEC games since Winston Bennett in 1987-88
- Earned first career double-double, a 12-point, career-high 12-rebound performance, at Auburn
- Made his first career start vs. NJIT after he set new career highs in points (14), field goals (four), 3-pointers made (two), field-goal attempts (seven) and minutes played (28)
- Two-time All-SEC Academic Honor Roll performer

### Did You Know ...

*Derek chose his jersey number because Kevin Durant is his favorite player. He lists ping-pong as a hobby outside of basketball.*

### Derek Willis' 2015-16 Game-by-Game Stats

Opponent	Date	gs	min	Total		3-Pointers		Free throws		Rebounds				pf	a	t/o	blk	stl	pts	avg
				fg-fga	pct	3fg-fga	pct	ft-fa	pct	off	def	tot	avg							
ALBANY	11/13/15	28	4-7	.571	2-5	.400	4-4	1.000	2	3	5	5.0	1	3	3	0	2	14	14.0	
NJIT	11/14/15	* 17	4-5	.800	3-4	.750	0-0	.000	0	3	3	4.0	1	1	0	2	0	11	12.5	
vs #5/4 Duke	11/17/15	7	0-1	.000	0-1	.000	0-0	.000	0	0	0	2.7	1	0	0	0	0	0	8.3	
WRIGHT STATE	11/20/15	9	1-3	.333	0-1	.000	0-0	.000	0	0	2	2.0	1	0	0	0	0	2	6.8	
BOSTON U.	11/24/15	9	1-6	.167	0-3	.000	0-0	.000	1	1	2	2.0	1	0	0	0	2	2	5.8	
vs USF	11/27/15	6	1-3	.333	0-1	.000	0-0	.000	0	0	0	1.7	1	0	1	0	1	2	5.2	
ILLINOIS STATE	11/30/15	8	1-2	.500	1-2	.500	2-2	1.000	0	2	2	1.7	0	0	0	1	0	5	5.1	
at UCLA	12/03/15	14	4-9	.444	1-4	.250	2-2	1.000	3	3	6	2.3	5	0	0	0	1	11	5.9	
EKU	12/9/15	6	1-3	.333	0-2	.000	0-0	.000	0	1	1	2.1	0	1	0	0	0	2	5.4	
ARIZONA STATE	12/12/15	14	3-4	.750	1-2	.500	0-0	.000	1	2	3	2.2	1	0	1	1	1	7	5.6	
vs Ohio State	12/19/15	dnf	-	-	-	-	-	-	-	-	-	-	-	-	-	-	-	-	-	
#16/15 LOUISVILLE	12/26/15	16	1-4	.250	1-3	.333	0-0	.000	1	1	2	2.2	0	0	2	0	0	3	5.4	
OLE MISS	01/02/16	9	3-4	.750	2-3	.667	0-0	.000	1	0	1	2.1	1	1	2	0	0	8	5.6	
at LSU	01/05/16	19	2-5	.400	2-4	.500	0-0	.000	2	1	3	2.2	2	0	0	0	1	6	5.6	
at Alabama	1/9/16	17	0-0	.000	0-0	.000	0-0	.000	0	2	2	2.1	4	0	0	0	0	0	5.2	
MISSISSIPPI STATE	01/12/16	11	2-3	.667	2-2	1.000	2-2	1.000	1	1	2	2.1	0	1	1	1	1	8	5.4	
at Auburn	01/16/16	31	4-10	.400	2-5	.400	2-2	1.000	3	9	12	2.8	3	2	2	1	1	12	5.8	
at Arkansas	01/21/16	* 35	5-8	.625	2-4	.500	0-0	.000	2	5	7	3.0	2	0	1	4	1	12	6.2	
VANDERBILT	01/23/16	* 30	2-8	.250	1-6	.167	2-2	1.000	1	8	9	3.3	3	0	0	1	1	7	6.2	
MISSOURI	01/27/16	* 25	6-9	.667	4-5	.800	2-2	1.000	3	9	12	3.8	0	1	2	2	0	18	6.8	
at #4/3 Kansas	01/30/16	* 23	2-5	.400	1-4	.250	1-2	.500	1	4	5	3.9	5	0	1	0	3	6	6.8	
at Tennessee	02/02/16	* 35	3-8	.375	2-6	.333	0-0	.000	1	7	8	4.0	3	0	2	0	0	8	6.9	
FLORIDA	02/06/16	* 25	3-7	.429	2-6	.333	4-5	.800	0	6	6	4.1	1	0	1	0	0	12	7.1	
GEORGIA	02/09/16	* 28	4-8	.500	3-7	.429	0-0	.000	1	5	6	4.2	1	0	0	1	2	11	7.3	
at #RV/20 South Carolina	2/13/16	* 18	3-4	.750	3-4	.750	0-0	.000	0	2	2	4.1	4	0	0	1	1	9	7.3	
Totals		9	440	60-126	.476	35-84	.417	21-23	.913	24	75	99	4.1	41	10	19	15	18	176	7.3

### 2015-16 Averages

Games played	24
Minutes/game	18.3
Points/game	7.3
FG Pct	47.6
3FG Pct	41.7
FT Pct	91.3
Rebounds/game	4.1
Assists/game	0.4
Turnovers/game	0.8
Assist/turnover ratio	0.5
Steals/game	0.8
Blocks/game	0.6

### Season Highs

Points	18 vs. MISSOURI (1/28/16)
FG Made	6 vs. MISSOURI (1/28/16)
FG Attempts	10 at Auburn (1/16/16)
3FG Made	4 vs. MISSOURI (1/28/16)
3FG Attempts	7 vs. GEORGIA (2/9/16)
3FG Pct (min 2)	1.000 (2-2) vs. MISSISSIPPI ST. (1/12/16)
FT Made	4, 2x, last vs. FLORIDA (2/6/16)
FT Attempts	5 vs. FLORIDA (2/6/16)
FT Pct (min 3)	1.000 (4-4) vs. ALBANY (11/13/15)
Rebounds	12, twice, last vs. MISSOURI (1/28/16)
Assists	3 vs. ALBANY (11/13/15)
Steals	3 at Kansas (1/30/16)
Blocks	4 at Arkansas (1/21/16)
Minutes	35, twice, last at Tennessee (2/2/16)

### Career Highs

Points	18 vs. MISSOURI (1/28/16)
FG Made	6 vs. MISSOURI (1/28/16)
FG Attempts	10 at Auburn (1/16/16)
3FG Made	4 vs. MISSOURI (1/28/16)
3FG Attempts	7 vs. GEORGIA (2/9/16)
3FG Pct (min 2)	1.000 (2-2) vs. MISSISSIPPI ST. (1/12/16)
FT Made	4, 2x, last vs. FLORIDA (2/6/16)
FTs Atts	6 vs. NORTHERN KENTUCKY (11/10/13)
FT Pct (min 3)	1.000, twice, last vs. ALBANY (11/13/15)
Rebounds	12, twice, last vs. MISSOURI (1/28/16)
Assists	3 vs. ALBANY (11/13/15)
Steals	3 at Kansas (1/30/16)
Blocks	4 at Arkansas (1/21/16)
Minutes	35, twice, last at Tennessee (2/2/16)

### Derek Willis' Career Stats

Year	GP-GS	Min-Avg	FG-FGA	Pct	3FG-3FGA	Pct	FT-FTA	Pct	Off-Def-Tot-Avg	PF-FO	Ast	TO	Blk	Stl	Pts	Avg
2013-14	14-0	39-2.8	3-9	.333	1-6	.167	9-12	.750	1-7-8-0.6	0-0	0	4	0	1	16	1.1
2014-15	19-0	75-3.9	7-18	.389	5-15	.333	6-6	1.000	5-9-14-0.7	5-0	5	8	3	2	25	1.3
2015-16	24-9	440-18.3	60-126	.476	35-84	.417	21-23	.913	24-75-99-4.1	41-2	10	19	15	18	176	7.3
<b>TOTAL</b>	<b>57-9</b>	<b>554-9.7</b>	<b>70-153</b>	<b>.458</b>	<b>41-105</b>	<b>.390</b>	<b>36-41</b>	<b>.878</b>	<b>30-91-121-2.1</b>	<b>46-2</b>	<b>15</b>	<b>31</b>	<b>18</b>	<b>21</b>	<b>217</b>	<b>3.8</b>

# SEASON BOX SCORES

## EXHIBITION GAME ONE KENTUCKY 117, OTTAWA 58

Official Basketball Box Score -- Game Totals -- Final Statistics  
Ottawa vs Kentucky  
11/2/15 7:00 pm at Rupp Arena - Lexington, KY

#	Player	Total			3-Ptr			Rebounds			PF	TP	A	TO	Bk	Stl	Min
		FG-FGA	FG-FGA	FT-FTA	FG-FGA	FG-FGA	FT-FTA	Off	Def	Tot							
44	Oakes, Preston	f	2-9	0-4	0-0	0	1	1	3	4	1	2	0	0	0	15	
32	O'Con, John	c	0-1	0-0	1-2	1	2	3	2	1	0	1	1	0	0	17	
00	Mitchell, Hollis	g	2-7	0-3	0-0	1	1	2	1	4	3	1	0	1	0	14	
03	Jones, Pat	g	1-5	1-4	0-0	0	2	2	2	3	1	3	0	0	0	14	
33	Norfleet, Marshon	g	6-12	4-8	4-4	0	1	1	1	20	0	2	1	2	1	19	
01	McKinney, Mike	g	2-4	0-1	0-0	0	1	1	2	4	0	1	0	0	0	10	
05	Shaffer, Tyler	g	0-2	0-0	0-0	1	0	1	0	0	0	0	0	0	0	3	
10	Brown, Zach	g	1-3	1-2	0-0	1	0	1	1	3	0	0	0	0	0	22	
11	Okoronkwo, Emeke	g	1-5	0-2	5-6	1	2	3	1	7	0	3	0	0	0	11	
12	Hasty, Alex	g	0-1	0-0	0-0	0	0	0	0	0	0	1	0	0	0	12	
13	Gant, Eric	g	0-3	0-2	0-0	0	0	0	1	0	0	2	0	1	0	15	
14	Bullinger, Logan	g	2-9	0-0	6-6	1	3	4	1	10	0	0	0	0	0	24	
22	Falk, Riley	g	0-1	0-0	0-0	0	0	0	1	0	0	1	0	0	0	4	
25	Perez, Devin	g	0-2	0-1	0-0	0	1	1	0	0	0	0	0	0	0	3	
35	Stackhouse, Dallas	g	0-1	0-0	2-2	2	2	4	2	2	0	0	0	0	0	17	
	Team					3	1	4									
	Totals		17-65	6-27	18-20	11	17	28	18	58	5	17	2	4	0	200	

FG % 1st Half: 11-34 32.4% 2nd half: 6-31 19.4% Game: 17-65 26.2%  
3FG % 1st Half: 6-19 31.6% 2nd half: 0-8 0.0% Game: 6-27 22.2%  
FT % 1st Half: 7-8 87.5% 2nd half: 11-12 91.7% Game: 18-20 90.0%

### Kentucky 117

#	Player	Total			3-Ptr			Rebounds			PF	TP	A	TO	Bk	Stl	Min
		FG-FGA	FG-FGA	FT-FTA	FG-FGA	FG-FGA	FT-FTA	Off	Def	Tot							
00	Lee, Marcus	f	5-7	0-0	0-1	2	4	6	2	10	0	0	1	2	0	16	
01	Labissiere, Skal	f	9-12	0-0	0-0	0	5	5	4	18	2	1	2	1	22	22	
03	Ulis, Tyler	g	5-10	4-5	3-4	1	3	4	0	17	10	0	0	2	27	27	
13	Briscoe, Isaiah	g	4-6	0-1	3-4	0	3	3	1	11	3	3	0	1	22	22	
23	Murray, Jamal	g	8-15	4-8	2-2	3	9	12	3	22	9	3	1	3	29	29	
04	Matthews, Charles	g	2-4	0-1	0-2	1	1	2	1	4	3	1	1	0	19	19	
10	David, Jonny	g	0-1	0-1	0-0	0	2	2	0	0	0	0	0	0	4	4	
11	Mulder, Mychal	g	2-5	2-4	0-0	1	2	1	6	1	0	0	0	0	9	9	
15	Humphries, Isaac	g	4-6	0-0	1-3	4	2	6	1	9	0	1	0	1	17	17	
22	Poythress, Alex	g	3-7	2-2	0-0	2	4	6	3	8	1	1	2	0	17	17	
24	Florean, EJ	g	1-1	0-0	0-0	0	3	3	0	2	1	1	0	0	4	4	
35	Willis, Derek	g	5-6	0-0	0-2	5	2	7	1	10	2	2	0	2	0	14	
	Team					1	0	1			1						
	Totals		48-80	12-22	9-28	20	39	59	17	117	32	12	9	10	20	200	

FG % 1st Half: 26-36 72.2% 2nd half: 22-44 50.0% Game: 48-80 60.0%  
3FG % 1st Half: 7-10 70.0% 2nd half: 5-12 41.7% Game: 12-22 54.5%  
FT % 1st Half: 8-12 66.7% 2nd half: 1-6 16.7% Game: 9-18 50.0%

Officials: John Hampton, Bart Lenox, Brent Hampton  
Technical fouls: Ottawa-None. Kentucky-None.  
Attendance: 20743

Score by periods	1st	2nd	Total
Ottawa	35	23	58
Kentucky	67	50	117

## EXHIBITION GAME TWO KENTUCKY 111, KENTUCKY STATE 58

Official Basketball Box Score -- Game Totals -- Final Statistics  
Kentucky State Univ vs Kentucky  
11/6/15 6:00 p.m. at Rupp Arena - Lexington, KY

#	Player	Total			3-Ptr			Rebounds			PF	TP	A	TO	Bk	Stl	Min
		FG-FGA	FG-FGA	FT-FTA	FG-FGA	FG-FGA	FT-FTA	Off	Def	Tot							
32	William Bryant	f	0-1	0-0	0-0	2	3	5	5	0	0	1	0	0	0	16	
12	Julius Barton	c	1-3	0-0	1-4	1	0	1	5	3	4	0	0	0	0	8	
00	Dorian Jordan	g	2-3	0-0	0-0	1	1	1	4	1	4	1	2	0	1	16	
03	Triston Ford	g	3-12	2-5	1-4	0	2	2	1	9	4	0	1	0	1	26	
04	Malcolm Smith	g	4-12	2-4	4-4	3	2	5	0	14	0	7	0	0	0	21	
01	Rob Shaw	g	2-4	0-0	0-0	0	0	0	2	4	0	1	0	1	9	9	
05	Kevin Shaw	g	2-11	1-7	4-6	2	1	3	3	9	0	1	0	0	0	21	
10	Teddy Ware	g	2-6	1-4	0-0	0	1	1	1	5	0	0	0	0	0	10	
11	Daquan Boyd	g	0-0	0-0	0-0	0	1	1	1	0	2	2	0	0	0	8	
25	Johnatas Alexander	g	3-5	0-0	2-2	2	2	4	5	6	0	0	0	1	24	24	
22	Quentin Henderson	g	0-6	0-0	1-2	0	2	2	1	0	0	0	0	0	0	15	
24	Ivan Hooker	g	0-1	0-0	0-0	0	0	0	0	0	0	0	0	0	0	15	
31	Michael Cross	g	1-4	0-2	1-1	2	2	4	3	3	1	1	0	0	0	11	
	Team					2	3	5									
	Totals		20-68	6-22	12-23	15	20	35	31	58	8	17	0	4	0	200	

FG % 1st Half: 9-36 25.0% 2nd half: 11-32 34.4% Game: 20-68 29.4%  
3FG % 1st Half: 2-9 22.2% 2nd half: 4-13 30.8% Game: 6-22 27.3%  
FT % 1st Half: 0-4 0.0% 2nd half: 12-19 63.2% Game: 12-23 52.2%

### Kentucky 111 • 0-0

#	Player	Total			3-Ptr			Rebounds			PF	TP	A	TO	Bk	Stl	Min
		FG-FGA	FG-FGA	FT-FTA	FG-FGA	FG-FGA	FT-FTA	Off	Def	Tot							
00	Lee, Marcus	f	3-5	0-0	3-4	3	8	11	2	9	2	0	2	0	0	26	
01	Labissiere, Skal	f	9-12	0-0	4-5	2	7	9	3	22	0	3	1	1	17	17	
03	Ulis, Tyler	g	4-8	0-1	7-8	0	3	3	2	15	4	1	0	3	29	29	
13	Briscoe, Isaiah	g	3-7	1-3	1-7	0	2	2	3	8	4	1	0	3	26	26	
23	Murray, Jamal	g	6-11	1-4	7-7	0	4	4	2	20	3	2	0	1	29	29	
04	Matthews, Charles	g	3-5	0-0	5-6	3	1	4	1	11	1	1	0	0	14	14	
10	David, Jonny	g	0-3	0-3	0-0	0	1	1	0	0	0	0	0	0	1	1	
11	Mulder, Mychal	g	0-3	0-2	0-0	1	0	1	0	0	0	0	0	0	0	9	
15	Humphries, Isaac	g	3-4	0-0	1-1	2	1	3	1	7	1	0	1	0	7	7	
22	Poythress, Alex	g	5-7	1-1	2-4	2	6	8	3	13	0	0	0	4	17	17	
24	Florean, EJ	g	0-0	0-0	0-0	1	0	1	0	0	1	0	0	0	0	4	
35	Willis, Derek	g	2-2	1-1	1-2	2	7	9	0	6	5	2	2	2	21	21	
	Team					1	0	1									
	Totals		38-67	4-15	31-44	17	40	57	18	111	20	11	10	10	0	200	

FG % 1st Half: 18-32 56.3% 2nd half: 20-35 57.1% Game: 38-67 56.7%  
3FG % 1st Half: 2-6 33.3% 2nd half: 2-9 22.2% Game: 4-15 26.7%  
FT % 1st Half: 13-19 68.4% 2nd half: 18-25 72.0% Game: 31-44 70.5%

Officials: John Hampton, Bart Lenox, Byron Jarrett  
Technical fouls: Kentucky State Univ-None. Kentucky-None.  
Attendance: 21328

Score by periods	1st	2nd	Total
Kentucky State Univ	20	38	58
Kentucky	51	60	111

## GAME ONE #2 KENTUCKY 78, ALBANY 65

Official Basketball Box Score -- Game Totals -- Final Statistics  
Albany vs Kentucky  
11/13/15 7:00 pm at Rupp Arena - Lexington, KY

#	Player	Total			3-Ptr			Rebounds			PF	TP	A	TO	Bk	Stl	Min
		FG-FGA	FG-FGA	FT-FTA	FG-FGA	FG-FGA	FT-FTA	Off	Def	Tot							
10	Rowley, Mike	f	1-1	0-0	0-0	2	1	3	5	2	0	5	0	4	31	31	
43	Stire, Greig	f	4-7	0-0	1-2	3	1	4	4	9	0	1	0	0	26	26	
00	Singletary, Evan	g	7-16	1-5	2-4	0	3	3	2	17	1	2	0	0	40	40	
01	Sanders, Ray	g	0-5	0-1	0-2	0	1	1	4	0	1	0	0	0	17	17	
12	Hooley, Peter	g	6-15	0-5	6-8	1	2	3	2	18	2	3	0	2	37	37	
02	Andrews, Jamir	g	1-5	0-4	4-4	0	0	0	1	6	0	1	0	0	11	11	
03	Cremon, Joe	g	3-4	0-0	0-0	2	1	3	0	6	0	1	0	0	12	12	
22	Peters, Richard	g	2-2	0-0	0-0	1	2	3	4	0	0	0	0	1	7	7	
24	Ennema, Dallas	g	0-0	0-0	0-0	0	0	0	0	0	0	0	0	0	2	2	
30	Charles, Travis	g	1-3	0-0	1-2	2	1	3	4	3	0	1	0	0	17	17	
	Team					2	3	5									
	Totals		25-58	1-14	14-22	13	15	28	26	65	4	15	0	9	200	200	

FG % 1st Half: 9-25 36.0% 2nd half: 16-33 48.5% Game: 25-58 43.1%  
3FG % 1st Half: 0-8 0.0% 2nd half: 1-6 16.7% Game: 1-14 7.1%  
FT % 1st Half: 9-15 60.0% 2nd half: 5-7 71.4% Game: 14-22 63.6%

### Kentucky 78 • 1-0

#	Player	Total			3-Ptr			Rebounds			PF	TP	A	TO	Bk	Stl	Min
		FG-FGA	FG-FGA	FT-FTA	FG-FGA	FG-FGA	FT-FTA	Off	Def	Tot							
00	Marcus Lee	f	5-7	0-0	2-7	5	3	8	2	12	3	1	3	0	27	27	
03	Tyler Ulis	g	4-9	2-5	2-2	1	3	4	3	12	2	5	0	0	37	37	
04	Charles Matthews	g	2-2	0-0	0-0	1	1	2	3	4	0	1	0	0	15	15	
23	Jamal Murray	g	8-15	2													

# SEASON BOX SCORES

## GAME THREE #2 KENTUCKY 74, #5 DUKE 63



Official Basketball Box Score - Game Totals - Final Statistics  
Kentucky vs Duke Blue Devils  
11/17/15 6:30 pm at United Center Chicago, IL



### Kentucky 74 • 3-0

#	Player	Total			3-Ptr			Rebounds			PF	TP	A	TO	Blk	Stl	Min
		FG-FGA	FG-FGA	FT-FTA	Off	Def	Tot	Off	Def	Tot							
00	Marcus Lee	5-10	0-0	0-0	5	5	10	5	10	1	1	2	0	22			
1	Skal Labissiere	3-5	0-0	1-2	2	2	4	5	7	1	2	1	0	13			
13	Isiah Briscoe	5-8	1-1	1-3	0	3	3	1	12	1	1	0	2	31			
23	Jamal Murray	7-17	2-3	0-2	3	2	5	2	16	5	3	0	4	38			
3	Tyler Ulis	6-13	0-4	6-6	0	4	4	0	18	6	0	1	2	40			
15	Isaac Humphries	1-3	0-0	0-0	2	1	3	3	2	1	1	2	0	12			
22	Alex Poythress	3-10	0-1	3-5	4	3	7	4	9	0	1	0	1	30			
35	Derek Willis	0-1	0-1	0-0	0	0	0	1	0	0	0	0	0	7			
4	Charles Matthews	0-0	0-0	0-0	0	0	0	0	0	0	0	0	1	7			
Team						1 2 3						1					
Totals		30-67		3-10		11-18		17 22 39		21		74		9 7 9		200	

FG % 1st Half: 16-37 43.2% 2nd half: 14-30 46.7% Game: 30-67 44.8% Deadball Rebounds 3  
3FG % 1st Half: 2-6 33.3% 2nd half: 1-4 25.0% Game: 3-10 30.0%  
FT % 1st Half: 3-6 50.0% 2nd half: 8-12 66.7% Game: 11-18 61.1%

### Duke Blue Devils 63 • 2-1

#	Player	Total			3-Ptr			Rebounds			PF	TP	A	TO	Blk	Stl	Min
		FG-FGA	FG-FGA	FT-FTA	Off	Def	Tot	Off	Def	Tot							
14	Brandon Ingram	1-6	0-0	2-2	0	1	1	4	4	1	4	1	0	19			
21	Amile Jefferson	7-8	0-0	2-4	8	7	15	2	16	0	2	0	0	35			
40	Marshall Plumlee	4-6	0-0	4-8	4	6	10	2	12	1	0	6	0	36			
13	Matt Jones	5-11	3-6	3-4	0	0	0	2	16	2	0	0	2	35			
3	Grayson Allen	2-11	1-2	1-3	0	3	3	4	6	1	4	0	1	28			
12	Derryck Thornton	3-7	1-2	0-0	0	3	3	3	7	3	4	0	0	29			
2	Chase Jeter	0-0	0-0	0-0	0	0	0	3	0	1	0	0	4				
5	Luke Kennard	0-5	0-3	2-2	1	1	2	0	2	1	0	0	0	14			
Team						2 3 5						1					
Totals		22-54		5-13		14-23		15 24 39		20		63		9 16 8		200	

FG % 1st Half: 12-33 36.4% 2nd half: 10-21 47.6% Game: 22-54 40.7% Deadball Rebounds 4  
3FG % 1st Half: 2-7 28.6% 2nd half: 3-6 50.0% Game: 5-13 38.5%  
FT % 1st Half: 5-9 55.6% 2nd half: 9-14 64.3% Game: 14-23 60.9%

Officials: Doug Simmons, Roger Ayers, Tony Greene  
Technical fouls: Kentucky-None. Duke Blue Devils-None.  
Attendance: 21461

Score by periods	1st	2nd	Total
Kentucky	37	37	74
Duke Blue Devils	31	32	63

	In	Off	2nd	Fast	Bench
Points	Paint	T/O	Chance	Break	
UK	48	17	14	18	11
DU	30	5	23	4	9

Last FG - UK 2nd-04:09, DU 2nd-01:18.  
Largest lead - UK by 16 2nd-04:09, DU by 2 1st-08:42.  
UK led for 33:20. DU led for 00:05. Game was tied for 06:35.

Score tied - 6 times.  
Lead changed - 2 times.

## GAME FOUR #2 KENTUCKY 78, WRIGHT STATE 63



Official Basketball Box Score - Game Totals - Final Statistics  
Wright State vs Kentucky  
11/20/15 8:00 pm at Rupp Arena - Lexington, KY



### Wright State 63 • 1-3

#	Player	Total			3-Ptr			Rebounds			PF	TP	A	TO	Blk	Stl	Min
		FG-FGA	FG-FGA	FT-FTA	Off	Def	Tot	Off	Def	Tot							
11	Yoho, JT	6-15	1-1	0-0	2	3	5	3	13	3	2	0	2	33			
22	Ernsthausen, Parker	1-4	0-0	3-4	1	0	1	4	5	0	1	0	0	24			
13	Benzing, Grant	4-9	3-6	8-9	0	4	4	19	0	1	0	0	0	35			
23	Alstork, Mark	3-8	1-3	2-2	1	3	4	3	2	0	0	0	24				
3	Thomasson, Joe	4-12	1-4	0-0	1	4	5	9	2	4	0	0	0	28			
02	Collie, Daniel	0-0	0-0	0-0	0	0	0	1	0	0	0	0	0	2			
03	Hughes, Mark	0-0	0-0	0-0	0	1	1	4	0	0	0	0	0	17			
04	Vest, Alan	0-1	0-0	0-0	0	0	0	1	0	1	0	0	0	12			
05	Mitchell, Justin	0-1	0-0	0-0	0	0	0	2	0	0	1	0	2	6			
14	Karena, Michael	2-7	0-0	2-2	2	1	3	5	6	0	1	0	1	12			
15	Neel, Brandon	0-0	0-0	0-0	0	2	2	0	0	0	0	1	0	6			
21	Stacey, Trey	1-1	0-0	0-0	1	0	1	0	2	0	0	0	0	1			
35	Davis, Roderick	0-0	0-0	0-0	0	0	0	1	0	0	1	0	0	0			
Team						1 1 1						3					
Totals		21-58		6-14		15-17		8 19 27		33		63		8 12 1 5		200	

FG % 1st Half: 10-32 31.3% 2nd half: 11-26 42.3% Game: 21-58 36.2% Deadball Rebounds 1.3  
3FG % 1st Half: 3-6 50.0% 2nd half: 3-8 37.5% Game: 6-14 42.9%  
FT % 1st Half: 3-6 50.0% 2nd half: 12-13 92.3% Game: 15-17 88.2%

### Kentucky 78 • 4-0

#	Player	Total			3-Ptr			Rebounds			PF	TP	A	TO	Blk	Stl	Min
		FG-FGA	FG-FGA	FT-FTA	Off	Def	Tot	Off	Def	Tot							
00	Marcus Lee	0-1	0-0	0-1	1	6	7	0	0	0	0	0	0	0	23		
11	Labissiere, Skal	6-12	0-0	1-5	2	1	3	4	13	0	1	1	0	24			
03	Ulis, Tyler	5-9	1-3	10-12	0	2	2	1	21	5	2	0	2	36			
13	Isiah Briscoe	7-11	0-2	1-5	0	3	3	15	2	3	0	0	35				
23	Jamal Murray	1-4	1-3	10-10	0	6	6	1	13	1	5	0	0	34			
04	Matthews, Charles	2-2	0-0	0-0	1	0	1	3	4	0	1	0	1	13			
11	Mychal Mulder	0-0	0-0	0-0	0	2	2	1	0	1	0	0	0	4			
22	Alex Poythress	3-5	0-1	4-4	2	8	10	3	10	0	0	0	0	22			
35	Derek Willis	1-3	0-1	0-0	0	0	0	1	2	0	0	0	0	9			
Team						1 2 3						3					
Totals		25-47		2-10		26-37		7 30 37		17		78		9 12 1 5		200	

FG % 1st Half: 17-29 58.6% 2nd half: 8-18 44.4% Game: 25-47 53.2% Deadball Rebounds 4  
3FG % 1st Half: 1-5 20.0% 2nd half: 1-5 20.0% Game: 2-10 20.0%  
FT % 1st Half: 4-6 66.7% 2nd half: 22-31 71.0% Game: 26-37 70.3%

Officials: Byron Jarrett, Don Daily, Marc Ellard  
Technical fouls: Wright State-Thomasson, Joe. Kentucky-Jamal Murray.  
Attendance: 22563

Score by periods	1st	2nd	Total
Wright State	26	37	63
Kentucky	39	39	78

	In	Off	2nd	Fast	Bench
Points	Paint	T/O	Chance	Break	
WSU	20	5	8	6	8
UK	38	16	6	10	16

Last FG - WSU 2nd-00:26, UK 2nd-00:50.  
Largest lead - WSU None, UK by 20 2nd-05:26.  
WSU led for 00:00. UK led for 39:08. Game was tied for 00:52.

Score tied - 0 times.  
Lead changed - 0 times.

## GAME FIVE #1 KENTUCKY 82, BOSTON U. 62



Official Basketball Box Score - Game Totals - Final Statistics  
Boston U. vs Kentucky  
11/24/15 9:00 pm at Rupp Arena - Lexington, KY



### Boston U. 62 • 2-3

#	Player	Total			3-Ptr			Rebounds			PF	TP	A	TO	Blk	Stl	Min
		FG-FGA	FG-FGA	FT-FTA	Off	Def	Tot	Off	Def	Tot							
22	Dieudonne, Nathan	5-10	0-1	1-2	0	4	4	3	11	3	2	2	0	37			
32	Alston, Justin	1-3	0-0	0-1	0	2	2	4	2	1	2	0	1	15			
02	Papale, John	5-12	3-10	2-2	1	2	3	15	2	0	0	1	36				
15	Mosely, Cheddi	2-11	2-9	4-4	0	1	1	4	10	0	0	0	1	29			
25	Foreman, Kyle	4-8	1-2	2-3	1	2	2	11	3	8	0	2	32				
00	Johnson, Eric	0-4	0-0	2-2	0	0	0	2	2	0	1	0	8				
01	Havener, Nick	2-4	1-1	2-2	2	3	5	7	0	1	0	1	18				
05	Mbargorba, Blaise	0-1	0-0	1-2	1	2	3	1	1	0	1	0	6				
13	Goff, Will	1-1	1-1	0-0	0	1	1	0	3	0	0	0	13				
24	Chambers, Kamali	0-0	0-0	0-0	0	0	0	0	0	0	0	0	2				
34	Johnson, Brandon	0-0	0-0	0-0	0	0	0	0	0	0	0	0	2				
41	Haines, Dylan	0-0	0-0	0-0	0	0	0	0	0	0	0	0	2				
Team						3 6						3					
Totals		20-54		8-24		14-18		18 27 45		22		62		9 17 2 6		200	

FG % 1st Half: 11-30 36.7% 2nd half: 9-24 37.5% Game: 20-54 37.0% Deadball Rebounds 3.1  
3FG % 1st Half: 5-15 33.3% 2nd half: 3-9 33.3% Game: 8-24 33.3%  
FT % 1st Half: 6-8 75.0% 2nd half: 8-10 80.0% Game: 14-18 77.8%

### Kentucky 82 • 5-0

#	Player	Total			3-Ptr		
---	--------	-------	--	--	-------	--	--



# SEASON BOX SCORES

## GAME SEVEN

### #1 KENTUCKY 75, ILLINOIS STATE 63



Official Basketball Box Score - Game Totals - Final Statistics  
**Illinois State vs Kentucky**  
 11/30/15 7:00 pm at Rupp Arena - Lexington, KY



Illinois State 63 • 3-5

#	Player	Total			3-Ptr			Rebounds			PF	TP	A	T	Bk	Stl	Min
		FG	FGA	FT	FTA	FG	FGA	FT	FTA	Off							
11	McIntosh, MiKyle	r	4-10	2-3	4-4	0	1	1	4	14	2	3	0	0	0	26	
23	Hawkins, Deontae	r	2-11	0-5	0-0	2	3	5	4	4	1	2	0	2	20		
01	Lee, Paris	g	1-7	1-1	0-0	0	2	2	5	3	1	3	0	0	26		
12	Willis, Tony	g	0-2	0-0	0-0	1	1	2	4	0	1	0	0	1	21		
44	Akoon-Purcell, DeVaug	g	9-20	2-5	2-2	2	4	4	4	22	2	4	0	1	32		
00	Banyard, Nick	g	0-2	0-1	0-0	0	4	4	0	0	1	1	0	0	18		
02	Brewer, Quintin	g	2-5	0-1	2-4	4	4	8	2	6	0	1	1	1	15		
04	Ndiaye, Daouda	g	0-0	0-0	0-0	0	0	0	0	0	0	0	0	0	1		
25	McCloud, Justin	g	0-3	0-2	0-0	0	1	1	4	0	0	1	0	0	13		
15	Griffin, Roland	g	7-10	0-2	0-0	1	2	3	5	14	0	1	1	0	28		
	Team					4	1	5									
	Totals		25-70	5-20	8-10	14	23	37	32	63	8	16	2	5	200		

FG % 1st Half: 14-32 43.8% 2nd half: 11-38 28.9% Game: 25-70 35.7%  
 3FG % 1st Half: 2-7 28.6% 2nd half: 3-13 23.1% Game: 5-20 25.0%  
 FT % 1st Half: 1-2 50.0% 2nd half: 7-8 87.5% Game: 8-10 80.0%

Kentucky 75 • 7-0

#	Player	Total			3-Ptr			Rebounds			PF	TP	A	T	Bk	Stl	Min
		FG	FGA	FT	FTA	FG	FGA	FT	FTA	Off							
01	Labissiere, Skal	r	0-1	0-0	2-2	0	2	2	3	2	0	1	1	0	16		
22	Alex Poythress	r	3-7	0-1	3-5	2	5	7	2	9	2	0	2	1	30		
04	Matthews, Charles	g	1-6	0-1	3-8	1	2	3	3	5	2	3	1	2	34		
13	Isaiah Briscoe	g	7-13	0-2	4-7	1	6	7	5	18	3	5	1	1	27		
23	Jamal Murray	g	3-9	1-3	9-13	1	4	5	2	16	1	4	0	1	29		
00	Marcus Lee	g	6-8	0-0	1-2	7	5	12	3	13	0	1	2	0	30		
11	Mychal Mulder	g	0-0	0-0	0-0	0	0	0	0	0	0	0	0	0	2		
25	Dominique Hawkins	g	1-5	0-3	5-7	0	0	0	1	7	0	1	1	1	24		
35	Derek Willis	g	1-2	1-2	2-2	0	2	2	0	5	0	0	1	0	8		
	Team					0	1	1									
	Totals		22-51	2-12	29-46	12	27	39	19	75	8	15	9	6	200		

FG % 1st Half: 10-21 47.6% 2nd half: 12-30 40.0% Game: 22-51 43.1%  
 3FG % 1st Half: 1-4 25.0% 2nd half: 1-8 12.5% Game: 2-12 16.7%  
 FT % 1st Half: 10-20 50.0% 2nd half: 19-26 73.1% Game: 29-46 63.0%

Officials: Joe Lindsay, Mike Nance, Doug Simmons  
 Technical fouls: Illinois State-None. Kentucky-None.  
 Attendance: 21894

Score by periods	1st	2nd	Total
Illinois State	31	32	63
Kentucky	31	44	75

	In	Off	2nd	Fast	Bench
Points	Paint	T/O	Chance	Break	
ILS	32	14	17	6	20
UK	38	18	12	10	25

Last FG - ILS 2nd-00:45, UK 2nd-01:19.  
 Largest lead - ILS by 5 1st-17:06, UK by 16 2nd-12:00.  
 ILS led for 09:41, UK led for 25:27, Game was tied for 04:16.

Score tied - 6 times.  
 Lead changed - 3 times.

## GAME EIGHT

### UCLA 87, #1 KENTUCKY 77



Official Basketball Box Score - Game Totals - Final Statistics  
**Kentucky vs UCLA**  
 12/05/15 8:00 pm at Pauley Pavilion - Los Angeles, CA



Kentucky 77 • 7-1

#	Player	Total			3-Ptr			Rebounds			PF	TP	A	T	Bk	Stl	Min
		FG	FGA	FT	FTA	FG	FGA	FT	FTA	Off							
00	Marcus Lee	r	1-1	0-0	0-0	0	2	2	1	2	0	0	0	0	0	4	
01	Labissiere, Skal	r	2-3	0-0	2-2	0	1	1	4	6	0	1	2	0	16		
03	Ulis, Tyler	g	2-12	1-5	4-4	0	2	2	3	9	9	2	0	2	38		
13	Isaiah Briscoe	g	7-10	1-2	5-8	1	1	2	4	20	1	1	0	0	27		
23	Jamal Murray	g	5-16	5-11	2-3	1	4	5	3	17	0	3	0	2	35		
04	Matthews, Charles	g	1-4	0-1	0-0	2	1	3	1	2	1	0	0	0	14		
15	Isaac Humphries	g	1-2	0-0	2-4	2	4	6	1	4	0	1	0	0	27		
22	Alex Poythress	g	1-6	0-1	2-2	3	2	5	5	4	1	0	0	1	17		
25	Dominique Hawkins	g	1-3	0-1	0-0	2	1	3	0	2	0	0	0	0	8		
35	Derek Willis	g	4-9	1-4	2-2	3	3	6	5	11	0	0	0	1	14		
	Team					2	0	2									
	Totals		25-66	8-25	19-25	16	21	37	27	77	12	8	2	6	200		

FG % 1st Half: 12-32 37.5% 2nd half: 13-34 38.2% Game: 25-66 37.9%  
 3FG % 1st Half: 3-9 33.3% 2nd half: 5-16 31.3% Game: 8-25 32.0%  
 FT % 1st Half: 2-2 100.0% 2nd half: 17-23 73.9% Game: 19-25 76.0%

UCLA 87 • 5-3

#	Player	Total			3-Ptr			Rebounds			PF	TP	A	T	Bk	Stl	Min
		FG	FGA	FT	FTA	FG	FGA	FT	FTA	Off							
23	Parker, Tony	r	3-5	0-0	5-7	2	1	3	4	11	2	0	0	1	26		
04	Welsh, Thomas	c	8-11	0-0	5-6	3	8	11	2	21	0	0	2	0	36		
03	Holiday, Aaron	g	3-6	2-2	2-2	1	7	8	3	10	7	5	0	1	33		
10	Hamilton, Isaac	g	4-11	1-2	6-8	1	2	3	3	15	2	1	0	1	35		
20	Alford, Bryce	g	5-13	2-5	3-4	0	5	5	2	15	4	0	0	0	37		
05	All, Prince	g	3-4	0-1	2-4	0	3	3	0	8	0	0	0	1	12		
43	Bolden, Jonah	g	2-3	0-1	3-3	2	1	3	4	7	1	0	1	1	21		
	Team					1	1	2									
	Totals		28-53	5-11	26-34	10	28	38	18	87	16	10	3	5	200		

FG % 1st Half: 14-28 50.0% 2nd half: 14-25 56.0% Game: 28-53 52.8%  
 3FG % 1st Half: 3-7 42.9% 2nd half: 2-4 50.0% Game: 5-11 45.5%  
 FT % 1st Half: 6-7 85.7% 2nd half: 20-27 74.1% Game: 26-34 76.5%

Officials: Verne Harris, Randy McCall, David Hall  
 Technical fouls: Kentucky-None. UCLA-None.  
 Attendance: 12202

Score by periods	1st	2nd	Total
Kentucky	29	48	77
UCLA	37	50	87

	In	Off	2nd	Fast	Bench
Points	Paint	T/O	Chance	Break	
UK	28	6	19	4	23
UCLA	30	10	15	0	15

Last FG - UK 2nd-00:23, UCLA 2nd-03:30.  
 Largest lead - UK by 2 1st-19:32, UCLA by 15 2nd-13:08.  
 UK led for 00:30, UCLA led for 38:10, Game was tied for 01:20.

Score tied - 1 time.  
 Lead changed - 1 time.

## GAME NINE

### #5 KENTUCKY 88, EASTERN KENTUCKY 67



Official Basketball Box Score - Game Totals - Final Statistics  
**EKU vs Kentucky**  
 12/9/15 7:00 pm at Rupp Arena - Lexington, KY



EKU 67 • 7-3

#	Player	Total			3-Ptr			Rebounds			PF	TP	A	T	Bk	Stl	Min
		FG	FGA	FT	FTA	FG	FGA	FT	FTA	Off							
10	Mayo, Nick	r	4-10	1-1	0-0	2	1	3	1	9	0	1	0	1	25		
21	Hawkins, Javontae	r	9-15	0-3	1-3	2	3	5	3	19	5	4	0	0	33		
30	Reischel, Jarelle	r	3-11	1-1	5-5	2	4	6	4	12	1	4	0	1	29		
02	Jackson, Paul	g	3-8	0-0	4-5	1	1	2	2	10	3	1	0	0	35		
05	McGone, Isaac	g	2-4	1-3	0-0	1	1	2	2	5	0	0	1	2	26		
00	Weaver, Dujuanta	g	0-0	0-0	0-0	0	0	0	2	0	0	0	0	0	4		
01	King, Greg	g	2-4	0-0	0-1	2	2	4	1	4	1	2	0	1	14		
04	Matthews, Tommy	g	0-0	0-0	0-0	0	0	0	0	0	0	0	0	0	3		
11	Babb-Harrison, Jaylen	g	0-3	0-3	0-0	0	1	1	0	1	0	0	0	0	10		
24	Bluford, K.J.	g	2-8	2-7	0-0	0	1	1	2	6	0	0	0	2	13		
32	Powell, Ja'Mill	g	1-2	0-0	0-0	0	0	0	1	2	0	0	0	0	6		
33	Pratt Jr., Anthony	g	0-0	0-0	0-0	0	0	0	0	0	0	0	0	0	2		
	Team					1	0	1									
	Totals		26-65	5-18	10-14	11	14	25	19	67	11	13	1	7	200		

FG % 1st Half: 14-31 45.2% 2nd half: 12-34 35.3% Game: 26-65 40.0%  
 3FG % 1st Half: 1-8 12.5% 2nd half: 4-10 40.0% Game: 5-18 27.8%  
 FT % 1st Half: 7-9 77.8% 2nd half: 3-5 60.0% Game: 10-14 71.4%

Kentucky 88 • 8-1

#	Player	Total			3-Ptr			Rebounds			PF	TP	A	T	B
---	--------	-------	--	--	-------	--	--	----------	--	--	----	----	---	---	---

# SEASON BOX SCORES

## GAME 11 OHIO STATE 74, #4 KENTUCKY 67



Official Basketball Box Score -- Game Totals -- Final Statistics  
Ohio State vs Kentucky  
12/19/15 3:30 p.m. at Brooklyn, N.Y. (Barclays Center)



Ohio State 74 • 6-5

#	Player	Total			3-Ptr			Rebounds			PF	TP	A	TO	Bk	Stl	Min
		FG	FGA	FT	FTA	Off	Def	Off	Def	Total							
02	Loving, Marc	f	3-10	2-3	4-4	2	6	8	2	12	2	1	1	3	31		
33	Bates-Diop, Keita	f	5-12	2-5	2-5	1	6	7	0	14	3	2	0	3	39		
32	Thompson, Trevor	c	4-7	0-0	2-2	2	3	5	3	10	0	0	5	0	24		
01	Tate, Jae'Sean	g	3-9	0-2	0-0	6	4	10	4	6	1	1	1	1	22		
13	Lyle, JaQuan	g	4-11	2-3	1-2	0	1	1	1	11	2	4	0	2	24		
04	Giddens, Daniel	g	2-5	0-0	2-2	0	3	3	3	6	0	0	0	0	16		
12	Harris, A.J.	g	2-4	2-3	0-0	0	0	0	1	6	0	1	0	0	16		
15	Williams, Kam	g	3-6	1-2	2-2	0	2	2	2	9	2	1	0	0	28		
Team						2			4			1					
Totals			26-64	9-18	13-17	13	29	42	16	74	10	11	7	9	200		

FG % 1st Half: 14-33 42.4% 2nd half: 12-31 38.7% Game: 26-64 40.6%  
3FG % 1st Half: 7-12 58.3% 2nd half: 2-6 33.3% Game: 9-18 50.0%  
FT % 1st Half: 2-2 100.0 2nd half: 11-15 73.3% Game: 13-17 76.5%

Kentucky 67 • 9-2

#	Player	Total			3-Ptr			Rebounds			PF	TP	A	TO	Bk	Stl	Min
		FG	FGA	FT	FTA	Off	Def	Off	Def	Total							
01	Labissiere, Skal	f	1-7	0-0	0-0	1	4	5	1	2	0	0	2	0	21		
22	Alex Poythress	f	2-4	1-1	1-3	2	5	7	4	6	1	2	1	0	28		
03	Ulis, Tyler	g	4-12	1-7	2-2	1	1	2	1	11	4	3	0	1	39		
13	Isaiah Briscoe	g	1-9	0-1	1-4	2	4	6	2	3	7	2	0	1	35		
23	Jamal Murray	g	13-23	7-9	0-0	1	2	3	3	33	1	2	0	1	34		
00	Marcus Lee	g	4-7	0-0	4-5	2	7	9	5	12	0	2	2	2	30		
04	Matthews, Charles	g	0-0	0-0	0-0	0	0	0	1	0	0	1	0	1	7		
11	Mychal Mulder	g	0-1	0-0	0-0	1	0	1	0	0	1	0	0	0	4		
25	Dominique Hawkins	g	0-0	0-0	0-0	0	0	0	0	0	0	0	0	0	2		
Team						3			4			7					
Totals			25-63	9-19	8-14	13	27	40	17	67	14	12	5	6	200		

FG % 1st Half: 11-36 30.6% 2nd half: 14-27 51.9% Game: 25-63 39.7%  
3FG % 1st Half: 1-6 16.7% 2nd half: 8-13 61.5% Game: 9-19 47.4%  
FT % 1st Half: 2-3 66.7% 2nd half: 6-11 54.5% Game: 8-14 57.1%

Officials: Tony Greene, Terry Wymer, Roger Ayers  
Technical fouls: Ohio State-None. Kentucky-None.  
Attendance: 16311  
CBS Sports Classic Game 2  
Intentional Foul KY #3 - 2:56 in 2nd Half

Score by periods	1st	2nd	Total	Points	In	Off	2nd	Fast	Bench
Ohio State	37	37	74	OSU	28	16	13	2	21
Kentucky	25	42	67	UK	26	8	9	9	12

Score tied - 1 time.  
Lead changed - 3 times.

Largest lead - OSU by 16 2nd-14:17, UK by 3 1st-16:13.  
OSU led for 35:31, UK led for 02:37, Game was tied for 01:52.

## GAME 12 #12 KENTUCKY 75, #16 LOUISVILLE 73



Official Basketball Box Score -- Game Totals -- Final Statistics  
#16/15 Louisville vs Kentucky  
12/26/15 12:00 pm at Rupp Arena - Lexington, KY



#16/15 Louisville 73 • 11-2

#	Player	Total			3-Ptr			Rebounds			PF	TP	A	TO	Bk	Stl	Min
		FG	FGA	FT	FTA	Off	Def	Off	Def	Total							
13	Spalding, Ray	f	1-4	0-0	1-2	3	2	5	1	3	0	3	1	0	23		
32	Onuaku, Chinanu	f	4-7	0-0	1-3	6	4	10	2	9	2	3	0	0	26		
00	Lee, Damion	g	8-20	2-7	9-10	0	1	1	2	27	0	2	0	1	40		
02	Snider, Quentin	g	0-5	0-1	0-0	0	2	2	3	0	1	0	0	1	28		
03	Lewis, Trey	g	6-10	2-3	1-1	1	1	2	4	15	1	3	0	2	29		
05	Stockman, Matz	g	1-3	0-0	0-0	3	2	5	3	2	1	1	0	0	6		
10	Johnson, Jaylen	g	3-6	0-0	0-2	2	1	3	2	6	0	1	0	0	17		
14	Mahmoud, Anas	g	0-0	0-0	1-2	1	1	2	1	0	0	0	1	8			
22	Adel, Deng	g	1-1	0-0	0-0	0	0	0	0	2	0	0	0	0	2		
45	Mitchell, Donovan	g	3-7	0-3	2-2	2	3	5	2	8	3	1	0	0	21		
Team						3			4			1					
Totals			27-63	4-14	15-22	21	18	39	21	73	8	15	1	5	200		

FG % 1st Half: 12-32 37.5% 2nd half: 15-31 48.4% Game: 27-63 42.9%  
3FG % 1st Half: 3-7 42.9% 2nd half: 1-7 14.3% Game: 4-14 28.6%  
FT % 1st Half: 9-12 75.0% 2nd half: 6-10 60.0% Game: 15-22 68.2%

Kentucky 75 • 10-2

#	Player	Total			3-Ptr			Rebounds			PF	TP	A	TO	Bk	Stl	Min
		FG	FGA	FT	FTA	Off	Def	Off	Def	Total							
00	Marcus Lee	f	4-5	0-0	0-0	4	3	7	4	8	0	1	1	1	30		
22	Alex Poythress	f	5-7	0-1	4-7	2	4	6	1	14	1	1	3	1	34		
03	Ulis, Tyler	g	7-12	4-7	3-4	0	1	1	2	21	8	1	1	1	39		
04	Matthews, Charles	g	1-3	0-0	0-0	1	1	2	4	2	0	0	0	10			
23	Jamal Murray	g	3-14	3-8	3-6	1	5	6	3	12	2	7	1	0	34		
01	Labissiere, Skal	g	0-3	0-0	2-2	1	2	3	2	0	0	0	0	1	10		
11	Mychal Mulder	g	0-0	0-0	0-0	0	0	0	0	0	0	0	0	0	1		
25	Dominique Hawkins	g	3-4	3-4	4-6	0	1	1	3	13	1	1	0	0	26		
35	Derek Willis	g	1-4	1-3	0-0	1	1	2	0	3	0	2	0	0	16		
Team						0			1			2					
Totals			24-52	11-23	16-25	10	19	29	19	75	12	15	6	4	200		

FG % 1st Half: 13-30 43.3% 2nd half: 11-22 50.0% Game: 24-52 46.2%  
3FG % 1st Half: 5-10 50.0% 2nd half: 6-13 46.2% Game: 11-23 47.8%  
FT % 1st Half: 13-19 68.4% 2nd half: 3-6 50.0% Game: 16-25 64.0%

Officials: Doug Shows, Pat Adams, Michael Roberts  
Technical fouls: #16/15 Louisville-TEAM. Kentucky-TEAM.  
Attendance: 24142

Score by periods	1st	2nd	Total	Points	In	Off	2nd	Fast	Bench
#16/15 Louisville	36	37	73	LOU	38	18	23	6	19
Kentucky	44	31	75	UK	24	14	11	0	18

Score tied - 5 times.  
Lead changed - 3 times.

Largest lead - LOU by 5 1st-06:38, UK by 16 2nd-17:54.  
LOU led for 06:53, UK led for 30:22, Game was tied for 02:45.

## GAME 13 #10 KENTUCKY 83, OLE MISS 61



Official Basketball Box Score -- Game Totals -- Final Statistics  
Ole Miss vs Kentucky  
01/02/16 7:00 pm at Rupp Arena - Lexington, KY



Ole Miss 61 • 10-3, 0-1

#	Player	Total			3-Ptr			Rebounds			PF	TP	A	TO	Bk	Stl	Min
		FG	FGA	FT	FTA	Off	Def	Off	Def	Total							
11	Salz, Sebastian	f	5-10	0-0	2-3	3	3	6	3	12	0	3	0	0	26		
12	Gielo, Tomasz	f	2-5	1-3	1-2	0	0	0	3	6	1	0	0	0	28		
13	Perez, Anthony	f	2-5	0-1	1-2	1	3	4	3	5	2	0	0	0	22		
01	Newby, Martavious	g	1-2	0-0	3-4	2	3	5	2	5	1	4	0	1	24		
42	Moody, Stefan	g	6-9	2-5	9-9	2	0	2	1	23	1	5	0	0	30		
02	Escobar, J.T.	g	1-2	0-0	0-1	0	0	0	1	2	0	0	0	6			
03	Davis, Terence	g	0-0	0-0	0-0	0	0	0	0	0	0	0	0	2			
05	Hymon, Marcanvis	g	1-4	0-0	2-4	1	1	2	1	4	0	1	2	0	13		
10	Finley, Sam	g	0-1	0-0	0-0	0	0	0	0	0	0	2	0	0	3		
14	Brooks, Rasheed	g	2-7	0-5	0-1	0	3	3	4	2	0	1	2	28			
20	Fitzpatrick-Dorsey, D	g	0-2	0-0	0-0	0	0	0	0	2	0	0	0	0	11		
25	Brutus, Terry	g	0-3	0-0	0-0	1	2	3	0	0	0	0	0	2	6		
30	Coddington, Jake	g	0-0	0-0	0-0	0	0	0	0	0	0	0	0	0	1		
Team						0			2			1					
Totals			20-50	3-14	18-26	10	17	27	19	61	7	16	3	6	200		

FG % 1st Half: 6-26 23.1% 2nd half: 14-24 58.3% Game: 20-50 40.0%  
3FG % 1st Half: 3-10 30.0% 2nd half: 0-4 0.0% Game: 3-14 21.4%  
FT % 1st Half: 7-11 63.6% 2nd half: 11-15 73.3% Game: 18-26 69.2%

Kentucky 83 • 11-2, 1-0

#	Player	Total			3-Ptr			Rebounds			PF	TP	A	TO	Bk	Stl	Min
		FG	FGA	FT	FTA	Off	Def	Off	Def	Total							
00	Marcus Lee	f	6-9	0-0	1-5	3	5	8	2	13	0	0	2	0	28		
22	Alex Poythress	f	2-5	0-1	2-3	3	6	9	4	6	0	3	0	0	23		
03	Ulis, Tyler	g	8-13	1-6	3-4	1	2	3	3	20	3	0	6	38			
13	Isaiah Briscoe	g	2-8	0-2	2-4	2	3	5	3	6	3						

# SEASON BOX SCORES

## GAME 15 #9 KENTUCKY 77, ALABAMA 61



Official Basketball Box Score - Game Totals - Final Statistics  
Kentucky vs Alabama  
1/9/16 6:00 p.m. at Tuscaloosa, Ala. (Coleman Coliseum)



Kentucky 77 • 12-3, 2-1

#	Player	Total		3-Ptr		Rebounds			PF	TP	A	TO	Blk	Stl	Min
		FG-FGA	FG-FGA	FT-FTA	Off	Def	Tot								
00	Marcus Lee	4-5	0-0	0-5	5	6	11	4	8	0	2	1	0	24	
22	Alex Poythress	8-10	0-1	9-11	3	4	7	3	25	0	4	2	0	34	
03	Tyler Ulis	2-7	0-1	4-6	0	5	5	2	8	1	1	1	1	39	
13	Isaiah Briscoe	6-10	0-1	0-2	1	4	5	1	12	4	1	0	0	36	
23	Jamal Murray	7-13	1-4	6-6	2	3	5	3	21	0	1	0	1	31	
01	Skal Labissiere	0-1	0-0	0-0	0	1	1	3	0	0	1	0	4		
04	Charles Matthews	0-1	0-0	0-0	0	0	1	1	0	0	0	0	3		
11	Mychal Mulder	1-4	1-2	0-0	2	2	4	2	3	0	1	0	0	11	
24	EJ Floreal	0-0	0-0	0-0	0	0	0	0	0	0	0	0	0	1	
35	Derek Willis	0-0	0-0	0-0	0	2	2	4	0	0	0	0	0	17	
Team					1	2	3				1				
Totals		28-51	2-9	19-30	14	29	43	23	77	12	11	5	2	200	

FG % 1st Half: 13-29 44.8% 2nd half: 15-22 68.2% Game: 27-51 52.9%  
3FG % 1st Half: 2-7 28.6% 2nd half: 0-2 0.0% Game: 2-9 22.2%  
FT % 1st Half: 10-13 76.9% 2nd half: 9-17 52.9% Game: 19-30 63.3%

Alabama 61 • 9-5, 0-2

#	Player	Total		3-Ptr		Rebounds			PF	TP	A	TO	Blk	Stl	Min
		FG-FGA	FG-FGA	FT-FTA	Off	Def	Tot								
03	Kessens, Michael	0-1	0-1	0-0	0	0	0	2	0	0	0	1	0	7	
10	Taylor, Jimmie	2-3	0-0	0-2	2	4	6	3	4	0	1	4	0	20	
04	Edwards, Arthur	3-9	2-6	3-5	0	3	3	3	11	0	2	0	0	25	
05	Coleman, Justin	1-6	1-4	0-0	0	0	0	3	3	2	0	0	0	25	
32	Obasohan, Retin	6-14	3-4	6-8	0	2	2	2	21	1	2	0	1	36	
01	Norris, Riley	3-5	0-1	4-4	2	1	3	2	10	2	0	1	1	27	
02	Schaffer, Lawson	1-1	1-1	0-0	0	0	0	0	3	0	0	0	0	2	
11	Hale, Shannon	1-9	0-6	4-6	0	2	2	4	6	0	0	0	1	26	
23	Austin, Brandon	0-2	0-1	0-0	0	1	1	2	0	0	1	1	0	15	
35	Hall, Donta	1-2	0-0	1-2	3	3	6	3	3	0	0	0	0	17	
Team					1	1	2				1				
Totals		18-52	7-24	18-27	8	17	25	24	61	5	7	7	3	200	

FG % 1st Half: 9-23 39.1% 2nd half: 9-29 31.0% Game: 18-52 34.6%  
3FG % 1st Half: 3-11 27.3% 2nd half: 4-13 30.8% Game: 7-24 29.2%  
FT % 1st Half: 7-13 53.8% 2nd half: 11-14 78.6% Game: 18-27 66.7%

Officials: Olandis Poole, Lamar Simpson, Glenn Tuitt  
Technical fouls: Kentucky-Skal Labissiere, Alabama-None.  
Attendance: 15383

Score by periods	1st	2nd	Total
Kentucky	38	39	77
Alabama	28	33	61

## GAME 16 #14 KENTUCKY 80, MISSISSIPPI STATE 74



Official Basketball Box Score - Game Totals - Final Statistics  
Mississippi State vs Kentucky  
01/12/16 7:00 pm at Rupp Arena - Lexington, KY



Mississippi State 74 • 7-8, 0-3

#	Player	Total		3-Ptr		Rebounds			PF	TP	A	TO	Blk	Stl	Min
		FG-FGA	FG-FGA	FT-FTA	Off	Def	Tot								
20	Ware, Gavin	4-7	0-0	3-3	2	4	6	3	11	0	4	0	0	29	
14	Newman, Malik	3-7	2-4	6-6	0	1	1	1	14	4	1	0	0	27	
15	Ready, IJ	2-6	0-0	3-4	0	4	4	3	7	2	3	0	1	34	
23	Daniels, Travis	1-3	1-1	0-0	0	1	1	2	3	0	2	0	0	24	
32	Sword, Craig	9-13	0-0	2-3	0	2	2	5	20	1	5	0	1	31	
01	Thomas, Fred	3-3	2-2	0-0	2	0	2	0	8	1	0	0	1	21	
04	Zupardo, Johnny	1-4	1-4	0-0	0	1	1	1	3	0	2	0	0	11	
11	Weatherspoon, Q	4-8	0-2	0-0	1	2	3	4	8	0	1	0	2	22	
35	Holman, Aric	0-0	0-0	0-0	0	0	0	1	0	0	1	0	0	1	
Team					0	0	0				0				
Totals		27-51	6-13	14-16	3	17	20	20	74	8	19	0	5	200	

FG % 1st Half: 13-22 59.1% 2nd half: 14-29 48.3% Game: 27-51 52.9%  
3FG % 1st Half: 4-7 57.1% 2nd half: 2-6 33.3% Game: 6-13 46.2%  
FT % 1st Half: 1-1 100.0% 2nd half: 13-15 86.7% Game: 14-16 87.5%

Kentucky 80 • 13-3, 3-1

#	Player	Total		3-Ptr		Rebounds			PF	TP	A	TO	Blk	Stl	Min
		FG-FGA	FG-FGA	FT-FTA	Off	Def	Tot								
00	Marcus Lee	1-2	0-0	0-0	2	7	9	5	2	0	3	2	0	24	
22	Alex Poythress	1-4	0-1	4-6	2	6	8	4	6	0	1	0	1	31	
03	Ulis, Tyler	7-14	2-6	5-5	1	2	3	21	5	4	0	2	3	36	
13	Isaiah Briscoe	7-9	0-0	0-1	2	2	4	14	5	1	0	1	3	36	
23	Jamal Murray	7-14	5-11	3-4	0	1	1	3	22	3	4	0	1	36	
01	Labissiere, Skal	2-3	0-0	1-2	1	3	4	1	5	0	1	1	0	14	
04	Matthews, Charles	0-1	0-0	0-0	0	0	0	1	0	0	1	0	0	2	
11	Mychal Mulder	1-5	0-3	0-0	0	0	0	0	2	2	0	0	1	10	
35	Derek Willis	2-3	2-2	1-1	2	1	2	0	8	1	1	1	1	11	
Team					2	0	2				1				
Totals		28-55	9-23	15-20	11	22	33	21	80	16	17	4	7	200	

FG % 1st Half: 16-34 47.1% 2nd half: 12-21 57.1% Game: 28-55 50.9%  
3FG % 1st Half: 6-17 35.3% 2nd half: 3-6 50.0% Game: 9-23 39.1%  
FT % 1st Half: 1-2 50.0% 2nd half: 14-18 77.8% Game: 15-20 75.0%

Officials: Tony Greene, Ron Groover, Roger Ayers  
Technical fouls: Mississippi State-Ready, IJ, Kentucky-Isaiah Briscoe, Ulis, Tyler.  
Attendance: 23897

Score by periods	1st	2nd	Total
Mississippi State	31	43	74
Kentucky	39	41	80

## GAME 17 AUBURN 75, #14 KENTUCKY 70



Official Basketball Box Score - Game Totals - Final Statistics  
Kentucky vs Auburn  
01/16/16 3:00 p.m. at Auburn Arena - Auburn, Ala.



Kentucky 70 • 13-4, 3-2

#	Player	Total		3-Ptr		Rebounds			PF	TP	A	TO	Blk	Stl	Min
		FG-FGA	FG-FGA	FT-FTA	Off	Def	Tot								
00	Marcus Lee	1-3	0-0	1-2	2	2	4	3	3	1	0	2	0	19	
22	Alex Poythress	2-5	0-0	2-2	0	3	3	2	6	0	1	3	1	21	
03	Ulis, Tyler	5-17	0-3	7-7	5	10	4	17	8	1	0	0	0	40	
13	Isaiah Briscoe	3-12	0-0	2-4	2	1	3	4	8	1	4	0	2	31	
23	Jamal Murray	8-22	4-10	1-4	1	5	5	20	2	2	0	3	3	36	
01	Labissiere, Skal	2-3	0-0	0-0	0	2	3	4	0	1	1	0	8		
04	Matthews, Charles	0-0	0-0	0-0	0	0	0	0	1	0	0	0	7		
10	Jonny David	0-0	0-0	0-0	0	0	0	0	0	0	0	0	0	+	
11	Mychal Mulder	0-0	0-0	0-0	0	3	3	0	0	0	0	0	0	7	
24	EJ Floreal	0-0	0-0	0-0	0	0	0	0	0	0	0	0	0	0	
35	Derek Willis	4-10	2-5	2-2	3	9	12	3	12	2	2	1	1	31	
Team					2	4	6								
Totals		25-72	6-18	14-18	18	30	48	25	70	15	11	7	7	200	

FG % 1st Half: 14-37 37.8% 2nd half: 11-35 31.4% Game: 25-72 34.7%  
3FG % 1st Half: 3-7 42.9% 2nd half: 3-11 27.3% Game: 6-18 33.3%  
FT % 1st Half: 4-7 57.1% 2nd half: 10-11 90.9% Game: 14-18 77.8%

Auburn 75 • 8-8, 2-3

#	Player	Total		3-Ptr		Rebounds			PF	TP	A	TO	Blk	Stl	Min
		FG-FGA	FG-FGA	FT-FTA	Off	Def	Tot								
05	Bowers, Cinnamon	3-12	0-4	2-6	2	8	10	2	8	1	6	1	2	28	
12	Harris, Tyler	6-11	3-3	6-8	2	9	11	3	21	2	2	1	0	29	
25	Granger, Jordan	0-0	0-0	2-2	0	2	2	1	2	0	0	0	0	19	
01	Canty, Kareem	7-20	5-12	7-11	0	2	2	1	26	4	2	0	0	39	
23	Lang, TJ	2-2	2-2	0-0	0	2	2	3	6	1	1	0	0	32	
00	Spencer, Horace	1-3	0-0	2-2	0	3	3	1	4	0	0	5	0	21	
02	Brown, Bryce	2-7	2-5	0-0	0	1	1	1	6	1	1	0	0	29	
21	Keim, Patrick	0-0	0-0	2-2	0	0	0	0	2	0	0	0	0	1	
31	Waddell, Devin	0-0	0-0	0-0	0	0	0	1	0	0	1	0	0	2	
Team					3	4	7								
Totals		21-55	12-26	21-31	7	31	38	13	75	9	13	7	2	200	

FG % 1st Half: 9-32 28.1%

# SEASON BOX SCORES

## GAME 19

### #23 KENTUCKY 76, VANDERBILT 57



Official Basketball Box Score -- Game Totals -- Final Statistics  
**Vanderbilt vs Kentucky**  
 01/23/16 4:00 pm at Rupp Arena - Lexington, KY



Vanderbilt 57 • 11-8, 3-4

#	Player	Total			3-Ptr			Rebounds			PF	TP	A	T	Blk	Stl	Min
		FG	FGA	FT	FTA	Off	Def	Total	Off	Def							
03	Kornet, Luke	r	2-8	1-3	2-2	2	5	7	2	7	2	2	0	0	0	22	
11	Roberson, Jeff	r	3-6	2-3	4-4	0	0	0	2	12	0	1	0	0	32		
30	Jones, Damlan	c	5-7	0-0	3-6	2	7	9	2	13	1	2	1	1	31		
04	Baldwin IV, Wade	g	1-9	0-1	5-6	0	1	1	1	7	2	5	1	1	32		
13	LaChance, Riley	g	1-5	1-3	0-0	0	1	1	1	3	1	1	0	0	21		
00	Justice, Camron	g	0-3	0-0	0-0	1	1	1	1	0	1	1	0	0	7		
02	Toye, Joe	g	1-1	0-0	3-4	0	0	0	0	5	1	0	0	0	12		
05	Fisher-Davis, Matthe	g	1-4	1-3	0-0	1	3	4	1	3	0	0	0	0	21		
14	Josephs, Carter	g	0-0	0-0	0-0	0	0	0	0	0	0	0	0	0	2		
21	Sehic, Samir	g	0-2	0-0	2-2	2	1	3	0	2	0	0	0	0	2		
24	Cressler, Nolan	g	1-2	0-1	1-1	0	3	3	0	3	0	0	0	0	12		
40	Henderson, Josh	g	1-3	0-0	0-0	1	1	2	0	2	0	0	0	1	6		
	Team					1	0	1									
	Totals		16-50	5-15	20-25	10	22	32	10	57	8	12	3	3	200		

FG % 1st Half: 7-21 33.3% 2nd half: 9-29 31.0% Game: 16-50 32.0%  
 3FG % 1st Half: 3-7 42.9% 2nd half: 2-8 25.0% Game: 5-15 33.3%  
 FT % 1st Half: 10-12 83.3% 2nd half: 10-13 76.9% Game: 20-25 80.0%

Kentucky 76 • 15-4, 5-2

#	Player	Total			3-Ptr			Rebounds			PF	TP	A	T	Blk	Stl	Min
		FG	FGA	FT	FTA	Off	Def	Total	Off	Def							
22	Alex Poythress	r	8-10	1-1	0-0	0	2	2	3	16	0	0	0	0	0	27	
35	Derek Willis	r	2-8	1-6	2-2	1	8	9	3	7	0	0	1	1	30		
03	Ulis, Tyler	g	9-13	2-4	1-1	0	3	3	21	5	2	0	1	34			
13	Isaiah Briscoe	g	3-8	0-1	0-0	0	4	4	3	6	4	2	0	0	36		
23	Jamal Murray	g	7-13	3-6	1-1	2	5	7	0	18	2	0	1	3	36		
00	Marcus Lee	g	3-5	0-0	0-0	1	4	5	3	6	0	0	1	1	17		
01	Labissiere, Skal	g	0-1	0-1	0-0	0	0	0	2	0	0	0	0	0	4		
04	Matthews, Charles	g	1-2	0-0	2-2	2	2	2	2	2	2	0	0	0	15		
24	EJ Floreal	g	0-0	0-0	0-0	0	0	0	0	0	0	0	0	0	1		
	Team					0	0	0									
	Totals		33-60	6-19	4-6	6	26	32	19	76	12	7	3	6	200		

FG % 1st Half: 17-35 48.6% 2nd half: 16-25 64.0% Game: 33-60 55.0%  
 3FG % 1st Half: 2-9 22.2% 2nd half: 4-10 40.0% Game: 6-19 31.6%  
 FT % 1st Half: 1-3 33.3% 2nd half: 3-3 100.0% Game: 4-6 66.7%

Officials: Joe Lindsay, Ron Groover, Glenn Hunt  
 Technical fouls: Vanderbilt-None, Kentucky-None.  
 Attendance: 22975

Score by periods	1st	2nd	Total
Vanderbilt	27	30	57
Kentucky	37	39	76

Points In Off 2nd Fast  
 VU 18 5 10 2 15  
 UK 34 17 6 7 8

Last FG - VU 2nd-03:41, UK 2nd-03:15  
 Largest lead - VU None, UK by 23 2nd-04:05  
 VU led for 00:00, UK led for 39:46, Game was tied for 00:14.

## GAME 20

### #20 KENTUCKY 88, MISSOURI 54



Official Basketball Box Score -- Game Totals -- Final Statistics  
**Missouri vs Kentucky**  
 01/27/16 9:00 PM at Rupp Arena - Lexington, KY



Missouri 54 • 8-12, 1-6

#	Player	Total			3-Ptr			Rebounds			PF	TP	A	T	Blk	Stl	Min
		FG	FGA	FT	FTA	Off	Def	Total	Off	Def							
24	Puryear, Kevin	r	4-7	0-0	2-2	0	1	1	1	10	0	1	0	0	0	19	
44	Rosburg, Ryan	r	1-3	0-0	0-1	0	1	1	2	0	0	0	0	0	11		
01	Phillips, Terrence	g	3-6	0-0	2-2	1	5	6	4	8	3	4	0	2	31		
12	Wright, Nannon	g	0-6	0-2	3-3	0	1	1	1	3	0	4	0	0	22		
15	Clark, Wes	g	3-16	2-5	3-4	0	0	0	11	0	2	0	1	25			
05	Allen, D'Angelo	g	0-5	0-1	1-2	1	4	5	1	3	1	1	0	14			
10	Walton, K.J.	g	3-5	1-2	3-4	4	2	6	1	10	0	1	0	0	21		
11	Barton, Jimmy	g	0-0	0-0	0-0	0	0	0	0	0	0	0	0	0	0		
23	Gant, Jakeenan	g	1-3	0-1	0-0	0	3	3	1	2	0	1	1	1	17		
25	Woods, Russell	g	0-0	0-0	0-0	0	1	1	2	0	0	0	0	0	18		
32	Wolf, Adam	g	0-0	0-0	0-0	0	0	0	0	0	0	0	0	0	1		
33	Vandier, Cullen	g	3-6	1-3	0-1	0	1	3	7	1	1	0	0	0	20		
	Team					3	0	3									
	Totals		18-57	4-14	14-19	9	19	28	15	54	7	15	2	4	200		

FG % 1st Half: 7-27 25.9% 2nd half: 11-30 36.7% Game: 18-57 31.6%  
 3FG % 1st Half: 3-8 37.5% 2nd half: 1-6 16.7% Game: 4-14 28.6%  
 FT % 1st Half: 3-5 60.0% 2nd half: 11-14 78.6% Game: 14-19 73.7%

Kentucky 88 • 16-4, 6-2

#	Player	Total			3-Ptr			Rebounds			PF	TP	A	T	Blk	Stl	Min
		FG	FGA	FT	FTA	Off	Def	Total	Off	Def							
22	Alex Poythress	r	2-5	0-0	4-4	2	5	7	1	8	1	2	0	1	21		
35	Derek Willis	r	6-9	4-5	2-2	3	9	12	0	18	1	2	2	0	25		
03	Ulis, Tyler	g	9-14	2-6	0-0	0	2	2	0	20	8	3	0	0	29		
13	Isaiah Briscoe	g	5-9	0-0	5-6	2	4	6	2	15	6	0	0	2	33		
23	Jamal Murray	g	4-14	3-8	2	7	9	0	2	3	0	0	0	2	33		
00	Marcus Lee	g	1-2	0-0	0-0	2	1	3	2	2	0	1	3	0	9		
01	Labissiere, Skal	g	6-8	0-0	0-1	0	0	1	12	0	2	5	1	18			
04	Matthews, Charles	g	1-2	0-0	0-0	2	1	3	2	0	0	1	0	1	17		
10	Jonny David	g	0-1	0-1	0-0	0	0	0	1	0	0	0	0	0	1		
11	Mychal Mulder	g	0-0	0-0	0-0	0	0	0	2	0	0	0	0	0	4		
15	Isaac Humphries	g	0-0	0-0	0-0	0	1	1	0	0	0	0	0	0	7		
24	EJ Floreal	g	0-1	0-0	0-0	0	1	1	0	0	0	1	0	0	3		
	Team					2	1	3									
	Totals		34-65	9-20	11-14	15	32	47	12	88	18	11	11	6	200		

FG % 1st Half: 19-35 54.3% 2nd half: 15-30 50.0% Game: 34-65 52.3%  
 3FG % 1st Half: 5-10 50.0% 2nd half: 4-10 40.0% Game: 9-20 45.0%  
 FT % 1st Half: 4-5 80.0% 2nd half: 7-9 77.8% Game: 11-14 78.6%

Officials: Anthony Jordan, Jeffery Clark, Jeffrey Anderson  
 Technical fouls: Missouri-None, Kentucky-None.  
 Attendance: 23933

Score by periods	1st	2nd	Total
Missouri	20	34	54
Kentucky	47	41	88

Points In Off 2nd Fast  
 MU 26 19 7 4 20  
 UK 24 22 18 10 16

Last FG - MU 2nd-00:59, UK 2nd-03:17  
 Largest lead - MU by 2 1st-19:39, UK by 41 2nd-11:45  
 MU led for 00:37, UK led for 39:02, Game was tied for 00:21.

## GAME 21

### #4 KANSAS 90, #20 KENTUCKY 84 OT



Official Basketball Box Score -- Game Totals -- Final Statistics  
**Kentucky vs #4/3 Kansas**  
 m at a rence S llen Field ose



Kentucky 84 • 16-5

#	Player	Total			3-Ptr			Rebounds			PF	TP	A	T	Blk	Stl	Min
		FG	FGA	FT	FTA	Off	Def	Total	Off	Def							
22	Alex Poythress	r	5-8	1-2	2-2	0	8	8	5	13	1	3	1	2	37		
35	Derek Willis	r	2-5	1-4	1-2	1	4	5	5	6	0	1	0	3	23		
13	Isaiah Briscoe	g	3-9	0-1	6-12	1	3	4	12	5	3	1	0	38			
23	Jamal Murray	g	6-11	2-7	1-2	1	5	6	3	15	0	3	1	39			
3	Tyler Ulis	g	11-19	1-6	3-4	0	2	2	26	8	3	3	0	45			
00	Marcus Lee	g	2-2	0-0	0-0	2	1	3	5	4	0	1	2	12			
1	Skal Labissiere	g	2-3	0-0	0-0	0	0	0	5	4	0	1	1	14			
25	Dominique Hawkins	g	2-5	0-3	0-0	0	1	1	4	4	1	0	0	15			
4	Charles Matthews	g	0-0	0-0	0-0	0	0	0	0	0	0	0	0	2			
	Team					1	1	2									
	Totals		33-62	5-23	13-22	6	25	31	33	84	15	16	6	10	225		

FG % 1st Half: 17-27 63.0% 2nd half: 13-29 44.8% OT: 3-6 50.0% Game: 33-62 53.2%  
 3FG % 1st Half: 4-10 40.0% 2nd half: 0-9 0.0% OT: 1-4 25.0% Game: 5-23 21.7%  
 FT % 1st Half: 8-11 72.7% 2nd half: 4-6 66.7% OT: 1-5 20.

# SEASON BOX SCORES

## GAME 23 #20 KENTUCKY 80, FLORIDA 61



Official Basketball Box Score - Game Totals - Final Statistics  
Florida vs Kentucky  
02/06/16 4:00 PM at Rupp Arena - Lexington, KY



Florida 61 • 15-8, 6-4

#	Player	Total		3-Ptr		Rebounds		PF	TP	A	TO	Blk	Stl	Min
		FG	FGA	FG	FGA	Off	Def							
8	Finney-Smith, D	r	8-11	2-5	6-7	1	7	8	2	24	1	1	0	35
15	Egbunu, John	c	3-7	0-0	6-8	2	3	5	2	12	0	1	1	26
00	Hill, Kasey	g	2-7	0-1	0-0	0	0	0	4	4	1	2	0	13
04	Allen, Ke Vaughn	g	1-6	1-4	0-0	0	2	2	0	3	3	1	0	27
11	Chiozza, Chris	g	1-8	1-4	0-0	0	2	2	1	3	4	2	0	29
01	Walker, Devon	0	0-1	0-0	0	0	0	0	0	0	0	0	0	7
02	Francis-Ramirez, B	3	3-7	1-4	0	1	2	3	0	7	0	0	0	20
03	Robinson, Devin	3	3-6	1-1	1-2	1	3	4	8	0	1	0	1	18
13	Hayes, Kevarrius	0	0-0	0-0	0-2	1	0	1	2	0	0	1	0	11
24	Leon, Justin	0	0-0	0-0	1-2	0	2	2	0	1	1	0	0	13
32	Rimmer, Schuyler	0	0-0	0-0	0	0	0	0	0	0	0	0	0	1
	Team					1	0	1						
	Totals		21-53	6-19	13-20	9	19	28	17	61	10	10	1	4

FG % 1st Half: 11-30 36.7% 2nd half: 10-23 43.5% Game: 21-53 39.6% Deadball Rebounds 3.4  
3FG % 1st Half: 3-10 30.0% 2nd half: 3-9 33.3% Game: 6-19 31.6%  
FT % 1st Half: 7-12 58.3% 2nd half: 6-8 75.0% Game: 13-20 65.0%

Kentucky 80 • 17-6, 7-3

#	Player	Total		3-Ptr		Rebounds		PF	TP	A	TO	Blk	Stl	Min
		FG	FGA	FG	FGA	Off	Def							
00	Marcus Lee	r	2-2	0-0	0-1	1	5	6	5	4	1	0	2	0
35	Derek Willis	r	3-7	2-6	4-5	0	6	6	1	12	0	1	0	25
03	Ulis, Tyler	g	7-12	2-3	2-3	1	3	4	2	18	11	2	0	38
13	Isaiah Briscoe	g	1-6	0-1	1-2	1	1	2	3	3	6	1	0	34
23	Jamal Murray	g	13-21	8-10	1-2	1	5	6	0	35	1	2	0	36
01	Labissiere, Skal	0	1-3	0-0	0-0	1	2	3	4	2	0	3	1	15
04	Matthews, Charles	0	1-4	0-0	0-1	0	1	1	0	2	0	0	0	11
11	Mychal Mulder	0	0-0	0-0	0-0	0	0	0	0	0	0	0	0	0+
15	Isaac Humphries	2	2-3	0-0	0-0	3	3	6	3	4	0	0	2	15
24	EJ Floreal	0	0-0	0-0	0-0	0	0	0	0	0	0	0	0	0+
25	Dominique Hawkins	0	0-0	0-0	0-0	0	0	0	0	0	0	0	0	0+
	Team					3	0	3						
	Totals		30-58	12-20	8-14	11	26	37	18	80	19	10	5	2

FG % 1st Half: 18-29 62.1% 2nd half: 12-29 41.4% Game: 30-58 51.7% Deadball Rebounds 0.1  
3FG % 1st Half: 7-11 63.6% 2nd half: 5-9 55.6% Game: 12-20 60.0%  
FT % 1st Half: 7-13 53.8% 2nd half: 1-1 100.0% Game: 8-14 57.1%

Officials: Joe Lindsay, Glenn Tullt, Terry Moore  
Technical fouls: Florida-None. Kentucky-None.  
Attendance: 24406

Score by periods	1st	2nd	Total
Florida	32	29	61
Kentucky	50	30	80

Points	In	Off	2nd	Fast	Bench
Paint	Paint	T/O	Chance	Break	
UF	26	11	11	7	15
UK	26	10	17	11	8

Last FG - UF 2nd-02:04. UK 2nd-01:04.  
Largest lead - UF led UK by 26 2nd-18:17.  
UF led for 00:00. UK led for 39:11. Game was tied for 00:49.

Score tied - 1 time.  
Lead changed - 0 times.

## GAME 24 #22 KENTUCKY 82, GEORGIA 48



Official Basketball Box Score - Game Totals - Final Statistics  
Georgia vs Kentucky  
02/09/16 9:00 pm at Rupp Arena - Lexington, KY



Georgia 48 • 13-9, 6-5

#	Player	Total		3-Ptr		Rebounds		PF	TP	A	TO	Blk	Stl	Min
		FG	FGA	FG	FGA	Off	Def							
01	Maten, Yante	r	4-14	0-0	8-8	3	8	11	1	16	0	3	0	30
25	Geno, Kenny Paul	r	0-0	0-0	0-0	0	0	0	4	0	1	1	0	23
04	Mann, Charles	g	2-4	0-0	5-6	1	2	3	2	9	1	6	0	28
12	Gaines, Kenny	g	3-12	2-5	0-0	2	0	2	3	8	0	1	0	24
30	Frazier, J.J.	g	0-8	0-4	4-4	0	4	5	4	1	0	0	0	31
00	Jackson II, William	1	1-2	1-2	2-2	0	0	0	1	5	1	1	0	8
13	Wilridge, E'Torrian	0	0-0	0-0	0-0	1	2	3	2	0	2	0	0	12
15	Iduwe, Osahen	0	0-1	0-0	2-3	0	0	0	0	2	0	0	0	3
24	Kessler, Houston	0	0-1	0-0	0-0	2	0	2	0	0	1	0	0	13
32	Edwards, Mike	0	0-2	0-0	0-0	1	1	1	0	0	0	0	0	12
34	Ogbeide, Derek	1	1-6	0-0	2-4	5	2	7	1	4	0	1	0	16
	Team					2	1	3						
	Totals		11-50	3-11	23-27	16	20	36	20	48	5	15	0	0

FG % 1st Half: 5-25 20.0% 2nd half: 6-25 24.0% Game: 11-50 22.0% Deadball Rebounds 3.2  
3FG % 1st Half: 1-4 25.0% 2nd half: 2-7 28.6% Game: 3-11 27.3%  
FT % 1st Half: 13-16 81.3% 2nd half: 10-11 90.9% Game: 23-27 85.2%

Kentucky 82 • 18-6, 8-3

#	Player	Total		3-Ptr		Rebounds		PF	TP	A	TO	Blk	Stl	Min
		FG	FGA	FG	FGA	Off	Def							
00	Marcus Lee	r	2-2	0-0	0-1	1	1	2	2	4	0	0	1	16
35	Derek Willis	r	4-8	3-7	0-0	1	5	6	1	11	0	1	2	28
03	Ulis, Tyler	g	6-11	0-2	2-3	0	3	3	1	14	8	0	0	34
13	Isaiah Briscoe	g	2-6	0-0	3-8	0	3	3	2	7	4	2	0	23
23	Jamal Murray	g	8-14	6-10	2-2	0	2	2	2	24	0	1	0	30
01	Labissiere, Skal	0	3-9	0-1	0-0	4	3	7	5	6	0	0	1	18
04	Matthews, Charles	0	2-2	0-0	3-4	3	2	5	1	7	0	0	0	16
10	Jonny David	0	0-0	0-0	0-0	0	0	0	0	0	0	0	0	2
11	Mychal Mulder	0	0-0	0-0	0-0	1	1	0	0	0	0	0	0	3
15	Isaac Humphries	0	0-1	0-0	0-0	3	3	5	0	0	1	4	0	14
24	EJ Floreal	0	0-0	0-0	0-0	1	1	0	0	0	0	0	0	3
25	Dominique Hawkins	0	2-3	1-1	4-4	0	0	0	1	9	1	1	0	13
	Team					1	0	1						
	Totals		29-56	10-21	14-22	10	24	34	20	82	13	7	7	8

FG % 1st Half: 17-30 56.7% 2nd half: 12-26 46.2% Game: 29-56 51.8% Deadball Rebounds 3  
3FG % 1st Half: 5-10 50.0% 2nd half: 5-11 45.5% Game: 10-21 47.6%  
FT % 1st Half: 3-6 50.0% 2nd half: 11-16 68.8% Game: 14-22 63.6%

Officials: Pat Adams, Tony Henderson, Gerry Pollard  
Technical fouls: Georgia-None. Kentucky-None.  
Attendance: 22136

Score by periods	1st	2nd	Total
Georgia	24	24	48
Kentucky	42	40	82

Points	In	Off	2nd	Fast	Bench
Paint	Paint	T/O	Chance	Break	
UGA	14	2	10	0	11
UK	28	15	12	10	22

Last FG - UGA 2nd-00:53. UK 2nd-01:16.  
Largest lead - UGA by 2 1st-19:27. UK by 37 2nd-02:15.  
UGA led for 00:34. UK led for 37:40. Game was tied for 01:46.

Score tied - 2 times.  
Lead changed - 1 time.

## GAME 25 #22 KENTUCKY 89, SOUTH CAROLINA 62



Official Basketball Box Score - Game Totals - Final Statistics  
Kentucky vs South Carolina  
m T at mbia S olonial life rena



Kentucky 89 • 19-6, 9-3 SEC

#	Player	Total		3-Ptr		Rebounds		PF	TP	A	TO	Blk	Stl	Min
		FG	FGA	FG	FGA	Off	Def							
00	Marcus Lee	r	5-9	0-0	1-1	6	7	13	2	11	0	2	2	36
35	Derek Willis	r	3-4	3-4	0-0	0	2	2	4	9	0	0	1	18
03	Tyler Ulis	g	7-14	4-8	9-11	0	0	0	1	27	12	1	0	38
13	Isaiah Briscoe	g	4-8	0-1	2-3	1	4	5	3	10	3	5	0	31
23	Jamal Murray	g	9-21	4-11	4-6	1	4	5	0	26	1	2	0	38
01	Skal Labissiere	0	2-4	0-0	0-0	1	0	1	4	4	0	1	1	16
04	Charles Matthews	0	1-3	0-0	0-0	2	3	5	1	2	1	1	0	12
15	Isaac Humphries	0	0-0	0-0	0-0	0	1	1	4	0	0	0	0	7
25	Dominique Hawkins	0	0-1	0-1	0-0	0	0	0	0	0	0	0	1	4
	Team					3	3	6						
	Totals		31-64	11-25	16-21	14	24	38	21	89	17	12	5	6

FG % 1st Half: 16-34 47.1% 2nd half: 15-30 50.0% Game: 31-64 48.4% Deadball Rebounds 0.1  
3FG % 1st Half: 5-11 45.5% 2nd half: 6-14 42.9% Game: 11-25 44.0%  
FT % 1st Half: 5-7 71.4% 2nd half: 11-14 78.6% Game: 16-21 76.2%

South Carolina 62 • 21-4, 8-4 SEC

#	Player	Total		3-Ptr		Rebounds		PF	TP
---	--------	-------	--	-------	--	----------	--	----	----



2015-16 Kentucky Men's Basketball  
 Kentucky Combined Team Statistics (as of Feb 13, 2016)  
 All games



RECORD:	OVERALL	HOME	AWAY	NEUTRAL
ALL GAMES	19-6	14-0	3-5	2-1
CONFERENCE	9-3	6-0	3-3	0-0
NON-CONFERENCE	10-3	8-0	0-2	2-1

##	Player	gp-gs	min	avg	Total		3-Point		F-Throw		Rebounds				pf	dq	a	to	blk	stl	pts	avg
					fg-fga	fg%	3fg-fga	3fg%	ft-fta	ft%	off	def	tot	avg								
23	Jamal Murray	25-25	860	34.4	165-379	.435	76-190	.400	65-86	.756	36	84	120	4.8	51	1	55	63	5	29	471	18.8
03	Tyler Ulis	24-24	874	36.4	126-282	.447	36-111	.324	112-130	.862	16	58	74	3.1	42	1	160	45	3	37	400	16.7
22	Alex Poythress	22-15	530	24.1	83-139	.597	2-16	.125	53-78	.679	44	101	145	6.6	77	4	8	27	16	13	221	10.0
13	Isaiah Briscoe	23-22	726	31.6	92-207	.444	4-28	.143	37-90	.411	30	88	118	5.1	69	1	78	49	4	27	225	9.8
35	Derek Willis	24-9	440	18.3	60-126	.476	35-84	.417	21-23	.913	24	75	99	4.1	41	2	10	19	15	18	176	7.3
01	Skal Labissiere	25-11	419	16.8	68-134	.507	0-2	.000	36-51	.706	27	44	71	2.8	79	5	6	28	41	7	172	6.9
00	Marcus Lee	25-16	523	20.9	76-116	.655	0-0	.000	16-43	.372	68	89	157	6.3	78	7	6	25	43	10	168	6.7
25	Dominique Hawkins	16-0	139	8.7	10-30	.333	5-19	.263	16-21	.762	5	4	9	0.6	20	0	8	4	2	3	41	2.6
04	Charles Matthews	25-3	297	11.9	22-47	.468	1-4	.250	13-28	.464	25	19	44	1.8	29	0	13	17	2	10	58	2.3
15	Isaac Humphries	13-0	120	9.2	8-21	.381	0-0	.000	8-11	.727	9	18	27	2.1	30	1	1	8	11	0	24	1.8
11	Mychal Mulder	17-0	79	4.6	4-17	.235	2-10	.200	2-2	1.000	8	16	24	1.4	5	0	6	2	0	1	12	0.7
10	Jonny David	8-0	8	1.0	0-2	.000	0-2	.000	2-2	1.000	0	0	0	0.0	1	0	0	1	0	0	2	0.3
24	EJ Floreal	8-0	10	1.3	0-1	.000	0-0	.000	0-2	.000	1	3	4	0.5	0	0	0	1	0	0	0	0.0
Team											43	37	80		2		12					
Total.....		25	5025		714-1501	.476	161-466	.345	381-567	.672	336	636	972	38.9	524	22	351	301	142	155	1970	78.8
Opponents.....		25	5025		557-1413	.394	133-407	.327	426-593	.718	289	535	824	33.0	507	-	222	334	75	116	1673	66.9

TEAM STATISTICS	UK	OPP	Date	Opponent	Score	Att.
SCORING	1970	1673	11/13/15	ALBANY	w 78-65	22080
Points per game	78.8	66.9	11/14/15	NJIT	w 87-57	22671
Scoring margin	+11.9	-	1 11/17/15	vs #5/4 Duke	w 74-63	21461
FIELD GOALS-ATT	714-1501	557-1413	11/20/15	WRIGHT STATE	w 78-63	22563
Field goal pct	.476	.394	11/24/15	BOSTON U.	w 82-62	22623
3 POINT FG-ATT	161-466	133-407	2 11/27/15	vs USF	w 84-63	10023
3-point FG pct	.345	.327	11/30/15	ILLINOIS STATE	w 75-63	21894
3-pt FG made per game	6.4	5.3	12/03/15	at UCLA	L 77-87	12202
FREE THROWS-ATT	381-567	426-593	12/9/15	EKU	w 88-67	22544
Free throw pct	.672	.718	12/12/15	ARIZONA STATE	w 72-58	23665
F-Throws made per game	15.2	17.0	3 12/19/15	vs Ohio State	L 67-74	16311
REBOUNDS	972	824	12/26/15	#16/15 LOUISVILLE	w 75-73	24412
Rebounds per game	38.9	33.0	* 01/02/16	OLE MISS	w 83-61	24399
Rebounding margin	+5.9	-	* 01/05/16	at LSU	L 67-85	13573
ASSISTS	351	222	* 1/9/16	at Alabama	w 77-61	15383
Assists per game	14.0	8.9	* 01/12/16	MISSISSIPPI STATE	w 80-74	23897
TURNOVERS	301	334	* 01/16/16	at Auburn	L 70-75	9121
Turnovers per game	12.0	13.4	* 01/21/16	at Arkansas	w 80-66	18588
Turnover margin	+1.3	-	* 01/23/16	VANDERBILT	w 76-57	22975
Assist/turnover ratio	1.2	0.7	* 01/27/16	MISSOURI	w 88-54	23933
STEALS	155	116	4 01/30/16	at #4/3 Kansas	Lot 84-90	16300
Steals per game	6.2	4.6	* 02/02/16	at Tennessee	L 77-84	19295
BLOCKS	142	75	* 02/06/16	FLORIDA	w 80-61	24406
Blocks per game	5.7	3.0	* 02/09/16	GEORGIA	w 82-48	22136
ATTENDANCE	324198	170257	* 2/13/16	at RV/20 South Carolina	w 89-62	18000
Home games-Avg/Game	14-23157	8-15308				
Neutral site-Avg/Game	-	3-15932				

\* = Conference game  
 1 = Champions Classic - United Center, Chicago  
 2 = Hoophall Miami Invitational - American Airlines Arena, Miami  
 3 = CBS Sports Classic - Barclays, Center, Brooklyn, N.Y.  
 4 = Big12-SEC Challenge - Allen Fieldhouse, Lawrence, Kan.

Score by Periods	1st	2nd	OT	Totals
Kentucky	970	992	8	1970
Opponents	752	907	14	1673



2015-16 Kentucky Men's Basketball  
 Kentucky Combined Team Statistics (as of Feb 13, 2016)  
 Conference games



RECORD:	OVERALL	HOME	AWAY	NEUTRAL
ALL GAMES	9-3	6-0	3-3	0-0
CONFERENCE	9-3	6-0	3-3	0-0
NON-CONFERENCE	0-0	0-0	0-0	0-0

##	Player	gp-gs	min	avg	Total		3-Point		F-Throw		Rebounds				pf	dq	a	to	blk	stl	pts	avg
					fg-fga	fg%	3fg-fga	3fg%	ft-fa	ft%	off	def	tot	avg								
23	Jamal Murray	12-12	424	35.3	93-204	.456	44-106	.415	26-33	.788	20	40	60	5.0	21	1	21	20	2	16	256	21.3
03	Ulis, Tyler	12-12	442	36.8	74-151	.490	19-52	.365	66-77	.857	9	26	35	2.9	28	1	91	21	1	20	233	19.4
22	Alex Poythress	9-9	215	23.9	34-56	.607	0-5	.000	24-35	.686	15	36	51	5.7	31	2	2	18	5	3	92	10.2
35	Derek Willis	12-7	283	23.6	37-74	.500	25-52	.481	12-13	.923	15	55	70	5.8	24	0	5	11	11	8	111	9.3
13	Isaiah Briscoe	12-12	384	32.0	41-99	.414	0-10	.000	16-38	.421	19	39	58	4.8	37	0	42	21	1	12	98	8.2
00	Marcus Lee	12-8	234	19.5	28-45	.622	0-0	.000	3-15	.200	25	43	68	5.7	41	4	2	11	17	2	59	4.9
01	Labissiere, Skal	12-0	158	13.2	26-54	.481	0-2	.000	6-11	.545	13	15	28	2.3	36	2	1	10	17	3	58	4.8
25	Dominique Hawkins	5-0	30	6.0	2-7	.286	1-3	.333	4-4	1.000	0	0	0	0.0	5	0	2	1	1	0	9	1.8
04	Matthews, Charles	12-0	115	9.6	7-17	.412	0-0	.000	5-11	.455	13	8	21	1.8	11	0	4	5	1	2	19	1.6
11	Mychal Mulder	8-0	51	6.4	3-13	.231	2-7	.286	2-2	1.000	5	12	17	2.1	4	0	2	2	0	1	10	1.3
15	Isaac Humphries	7-0	52	7.4	2-7	.286	0-0	.000	0-0	.000	3	9	12	1.7	19	1	0	2	6	0	4	0.6
24	EJ Floreal	7-0	9	1.3	0-1	.000	0-0	.000	0-2	.000	0	3	3	0.4	0	0	0	1	0	0	0	0.0
10	Jonny David	4-0	3	0.8	0-1	.000	0-1	.000	0-0	.000	0	0	0	0.0	1	0	0	0	0	0	0	0.0
Team											25	16	41		2		6					
Total.....		12	2400		347-729	.476	91-238	.382	164-241	.680	162	302	464	38.7	260	11	172	129	62	67	949	79.1
Opponents.....		12	2400		245-645	.380	66-195	.338	232-317	.732	130	260	390	32.5	217	-	107	149	43	44	788	65.7

TEAM STATISTICS	UK	OPP	Date	Opponent	Score	Att.
SCORING	949	788	* 01/02/16	OLE MISS	w 83-61	24399
Points per game	79.1	65.7	* 01/05/16	at LSU	L 67-85	13573
Scoring margin	+13.4	-	* 1/9/16	at Alabama	w 77-61	15383
FIELD GOALS-ATT	347-729	245-645	* 01/12/16	MISSISSIPPI STATE	w 80-74	23897
Field goal pct	.476	.380	* 01/16/16	at Auburn	L 70-75	9121
3 POINT FG-ATT	91-238	66-195	* 01/21/16	at Arkansas	w 80-66	18588
3-point FG pct	.382	.338	* 01/23/16	VANDERBILT	w 76-57	22975
3-pt FG made per game	7.6	5.5	* 01/27/16	MISSOURI	w 88-54	23933
FREE THROWS-ATT	164-241	232-317	* 02/02/16	at Tennessee	L 77-84	19295
Free throw pct	.680	.732	* 02/06/16	FLORIDA	w 80-61	24406
F-Throws made per game	13.7	19.3	* 02/09/16	GEORGIA	w 82-48	22136
REBOUNDS	464	390	* 2/13/16	at RV/20 South Carolina	w 89-62	18000
Rebounds per game	38.7	32.5				
Rebounding margin	+6.2	-				
ASSISTS	172	107				
Assists per game	14.3	8.9				
TURNOVERS	129	149				
Turnovers per game	10.8	12.4				
Turnover margin	+1.7	-				
Assist/turnover ratio	1.3	0.7				
STEALS	67	44				
Steals per game	5.6	3.7				
BLOCKS	62	43				
Blocks per game	5.2	3.6				
ATTENDANCE	141746	93960				
Home games-Avg/Game	6-23624	6-15660				
Neutral site-Avg/Game	-	0-0				

\* = Conference game  
 1 = Champions Classic - United Center, Chicago  
 2 = Hoophall Miami Invitational - American Airlines Arena, Miami  
 3 = CBS Sports Classic - Barclays, Center, Brooklyn, N.Y.  
 4 = Big12-SEC Challenge - Allen Fieldhouse, Lawrence, Kan.

Score by Periods	1st	2nd	Totals
Kentucky	481	468	949
Opponents	338	450	788



2015-16 Kentucky Men's Basketball  
 Kentucky Combined Team Statistics (as of Feb 13, 2016)  
 Last Five



RECORD:	OVERALL	HOME	AWAY	NEUTRAL
ALL GAMES	3-2	2-0	1-2	0-0
CONFERENCE	3-1	2-0	1-1	0-0
NON-CONFERENCE	0-1	0-0	0-1	0-0

##	Player	gp-gs	min	avg	Total		3-Point		F-Throw		Rebounds				pf	dq	a	to	blk	stl	pts	avg						
					fg-fga	fg%	3fg-fga	3fg%	ft-fta	ft%	off	def	tot	avg														
23	Jamal Murray	5-5	179	35.8	43-87	.494	23-50	.460	12-16	.750	6	18	24	4.8	6	0	7	10	1	4	121	24.2						
3	Tyler Ulis	5-5	193	38.6	34-66	.515	9-23	.391	28-35	.800	1	8	9	1.8	11	1	44	7	0	12	105	21.0						
22	Alex Poythress	2-2	54	27.0	11-17	.647	1-2	.500	4-6	.667	3	10	13	6.5	10	2	2	7	1	2	27	13.5						
35	Derek Willis	5-5	129	25.8	15-32	.469	11-27	.407	5-7	.714	3	24	27	5.4	14	1	0	4	2	6	46	9.2						
13	Isaiah Briscoe	5-5	156	31.2	15-39	.385	0-3	.000	12-26	.462	7	15	22	4.4	16	0	21	12	1	2	42	8.4						
00	Marcus Lee	5-3	110	22.0	12-16	.750	0-0	.000	1-3	.333	11	16	27	5.4	17	2	1	3	8	0	25	5.0						
1	Skal Labissiere	5-0	74	14.8	9-21	.429	0-1	.000	0-0	.000	6	7	13	2.6	20	2	1	6	7	1	18	3.6						
25	Dominique Hawkins	5-0	42	8.4	4-11	.364	1-5	.200	4-4	1.000	0	1	1	0.2	7	0	2	1	1	1	13	2.6						
4	Charles Matthews	5-0	44	8.8	4-9	.444	0-0	.000	3-5	.600	5	6	11	2.2	3	0	1	1	0	0	11	2.2						
15	Isaac Humphries	3-0	36	12.0	2-4	.500	0-0	.000	0-0	.000	3	7	10	3.3	12	1	0	1	6	0	4	1.3						
11	Mychal Mulder	2-0	3	1.5	0-0	.000	0-0	.000	0-0	.000	0	1	1	0.5	0	0	0	0	0	0	0	0.0						
10	Jonny David	1-0	2	2.0	0-0	.000	0-0	.000	0-0	.000	0	0	0	0.0	0	0	0	0	0	0	0	0.0						
24	EJ Floreal	2-0	3	1.5	0-0	.000	0-0	.000	0-0	.000	0	1	1	0.5	0	0	0	0	0	0	0	0.0						
Team											12	5	17	2		4												
Total.....		5	1025	149-302		.493	45-111	.405	69-102	.676	57	119	176	35.2	118	9	79	56	27	28	412	82.4						
Opponents.....		5	1025	99-270		.367	29-80	.363	118-159	.742	69	113	182	36.4	96	-	47	64	13	15	345	69.0						

TEAM STATISTICS	UK	OPP	Date	Opponent	Score	Att.
SCORING	412	345	4	01/30/16	at #4/3 Kansas	Lot 84-90 16300
Points per game	82.4	69.0	*	02/02/16	at Tennessee	L 77-84 19295
Scoring margin	+13.4	-	*	02/06/16	FLORIDA	w 80-61 24406
FIELD GOALS-ATT	149-302	99-270	*	02/09/16	GEORGIA	w 82-48 22136
Field goal pct	.493	.367	*	2/13/16	at RV/20 South Carolina	w 89-62 18000
3 POINT FG-ATT	45-111	29-80	* = Conference game			
3-point FG pct	.405	.363	1 = Champions Classic - United Center, Chicago			
3-pt FG made per game	9.0	5.8	2 = Hoophall Miami Invitational - American Airlines Arena, Miami			
FREE THROWS-ATT	69-102	118-159	3 = CBS Sports Classic - Barclays, Center, Brooklyn, N.Y.			
Free throw pct	.676	.742	4 = Big12-SEC Challenge - Allen Fieldhouse, Lawrence, Kan.			
F-Throws made per game	13.8	23.6				
REBOUNDS	176	182				
Rebounds per game	35.2	36.4				
Rebounding margin	-1.2	-				
ASSISTS	79	47				
Assists per game	15.8	9.4				
TURNOVERS	56	64				
Turnovers per game	11.2	12.8				
Turnover margin	+1.6	-				
Assist/turnover ratio	1.4	0.7				
STEALS	28	15				
Steals per game	5.6	3.0				
BLOCKS	27	13				
Blocks per game	5.4	2.6				
ATTENDANCE	46542	53595				
Home games-Avg/Game	2-23271	3-17865				
Neutral site-Avg/Game	-	0-0				

Score by Periods	1st	2nd	OT	Totals
Kentucky	222	182	8	412
Opponents	159	172	14	345





2015-16 Kentucky Men's Basketball  
 Kentucky Season Schedule/Results & Leaders (as of Feb 13, 2016)  
 All games



RECORD:	OVERALL	HOME	AWAY	NEUTRAL
ALL GAMES	19-6	14-0	3-5	2-1
CONFERENCE	9-3	6-0	3-3	0-0
NON-CONFERENCE	10-3	8-0	0-2	2-1

Date	Opponent	Score	Att.	High Points	High Rebounds
11/13/15	ALBANY	w 78-65	22080	(19)Jamal Murray	(8)Marcus Lee
11/14/15	NJIT	w 87-57	22671	(26)Skal Labissiere	(12)Isaiah Briscoe
11/17/15	1vs #5/4 Duke	w 74-63	21461	(18)Tyler Ulis	(10)Marcus Lee
11/20/15	WRIGHT STATE	w 78-63	22563	(21)Ulis, Tyler	(10)Alex Poythress
11/24/15	BOSTON U.	w 82-62	22623	(16)Labissiere, Skal	(10)Alex Poythress
11/27/15	2vs USF	w 84-63	10023	(21)Jamal Murray	(6)Isaiah Briscoe
					(6)Marcus Lee
11/30/15	ILLINOIS STATE	w 75-63	21894	(18)Isaiah Briscoe	(12)Marcus Lee
12/03/15	at UCLA	77-87 L	12202	(20)Isaiah Briscoe	(6)Derek Willis
					(6)Isaac Humphries
12/9/15	EKU	w 88-67	22544	(21)Alex Poythress	(13)Alex Poythress
12/12/15	ARIZONA STATE	w 72-58	23665	(17)Jamal Murray	(7)Marcus Lee
12/19/15	3vs Ohio State	67-74 L	16311	(33)Jamal Murray	(9)Marcus Lee
12/26/15	#16/15 LOUISVILLE	w 75-73	24412	(21)Ulis, Tyler	(7)Marcus Lee
01/02/16	*OLE MISS	w 83-61	24399	(20)Ulis, Tyler	(9)Alex Poythress
01/05/16	*at LSU	67-85 L	13573	(23)Tyler Ulis	(8)Mychal Mulder
1/9/16	*at Alabama	w 77-61	15383	(25)Alex Poythress	(11)Marcus Lee
01/12/16	*MISSISSIPPI STATE	w 80-74	23897	(22)Jamal Murray	(9)Marcus Lee
01/16/16	*at Auburn	70-75 L	9121	(20)Jamal Murray	(12)Derek Willis
01/21/16	*at Arkansas	w 80-66	18588	(24)Tyler Ulis	(7)Jamal Murray
					(7)Derek Willis
					(7)Isaiah Briscoe
01/23/16	*VANDERBILT	w 76-57	22975	(21)Ulis, Tyler	(9)Derek Willis
01/27/16	*MISSOURI	w 88-54	23933	(20)Ulis, Tyler	(12)Derek Willis
01/30/16	4at #4/3 Kansas	84-90 Lot	16300	(26)Tyler Ulis	(8)Alex Poythress
02/02/16	*at Tennessee	77-84 L	19295	(21)Jamal Murray	(8)Derek Willis
					(8)Isaiah Briscoe
02/06/16	*FLORIDA	w 80-61	24406	(35)Jamal Murray	(6)Derek Willis
					(6)Jamal Murray
					(6)Isaac Humphries
02/09/16	*GEORGIA	w 82-48	22136	(24)Jamal Murray	(7)Labissiere, Skal
2/13/16	*at RV/20 South Carolina	w 89-62	18000	(27)Tyler Ulis	(13)Marcus Lee

- \* = Conference game
- 1 = Champions Classic - United Center, Chicago
- 2 = Hoophall Miami Invitational - American Airlines Arena, Miami
- 3 = CBS Sports Classic - Barclays, Center, Brooklyn, N.Y.
- 4 = Big12-SEC Challenge - Allen Fieldhouse, Lawrence, Kan.

Attendance Summary	Games	Attend	Avg/Game
Home	14	324198	23157
Away	8	122462	15308
Neutral	3	47795	15932
Total	25	494455	19778



2015-16 Kentucky Men's Basketball  
 Kentucky Overall Team Statistics (as of Feb 13, 2016)  
 All games



TEAM STATISTICS	UK	OPP
SCORING	1970	1673
Points per game	78.8	66.9
Scoring margin	+11.9	-
FIELD GOALS-ATT	714-1501	557-1413
Field goal pct	.476	.394
3 POINT FG-ATT	161-466	133-407
3-point FG pct	.345	.327
3-pt FG made per game	6.4	5.3
FREE THROWS-ATT	381-567	426-593
Free throw pct	.672	.718
F-Throws made per game	15.2	17.0
REBOUNDS	972	824
Rebounds per game	38.9	33.0
Rebounding margin	+5.9	-
ASSISTS	351	222
Assists per game	14.0	8.9
TURNOVERS	301	334
Turnovers per game	12.0	13.4
Turnover margin	+1.3	-
Assist/turnover ratio	1.2	0.7
STEALS	155	116
Steals per game	6.2	4.6
BLOCKS	142	75
Blocks per game	5.7	3.0
WINNING STREAK	3	-
Home win streak	14	-
ATTENDANCE	324198	170257
Home games-Avg/Game	14-23157	8-15308
Neutral site-Avg/Game	-	3-15932

Score by Periods	1st	2nd	OT	Totals
Kentucky	970	992	8	1970
Opponents	752	907	14	1673



2015-16 Kentucky Men's Basketball  
 Kentucky Category Leaders (as of Feb 13, 2016)  
 All games



Points	G	Pts	Pts/G	Scoring Average	G	Pts	Avg/G
Jamal Murray	25	471	18.8	Jamal Murray	25	471	18.8
Tyler Ulis	24	400	16.7	Tyler Ulis	24	400	16.7
Isaiah Briscoe	23	225	9.8	Alex Poythress	22	221	10.0
Alex Poythress	22	221	10.0	Isaiah Briscoe	23	225	9.8
Derek Willis	24	176	7.3	Derek Willis	24	176	7.3
Skal Labissiere	25	172	6.9	Skal Labissiere	25	172	6.9
Marcus Lee	25	168	6.7	Marcus Lee	25	168	6.7
Charles Matthews	25	58	2.3	Dominique Hawkins	16	41	2.6
Dominique Hawkins	16	41	2.6	Charles Matthews	25	58	2.3
Isaac Humphries	13	24	1.8	Isaac Humphries	13	24	1.8
Mychal Mulder	17	12	0.7	Mychal Mulder	17	12	0.7
Jonny David	8	2	0.3	Jonny David	8	2	0.3

FG Percentage	FG	Att	Pct	Field Goal Attempts	G	Att	Att/G
Marcus Lee	76	116	.655	Jamal Murray	25	379	15.2
Alex Poythress	83	139	.597	Tyler Ulis	24	282	11.8
Skal Labissiere	68	134	.507	Isaiah Briscoe	23	207	9.0
Derek Willis	60	126	.476	Alex Poythress	22	139	6.3
Charles Matthews	22	47	.468	Skal Labissiere	25	134	5.4
Tyler Ulis	126	282	.447	Field Goals Made	G	Made	Made/G
Isaiah Briscoe	92	207	.444	Jamal Murray	25	165	6.6
Jamal Murray	165	379	.435	Tyler Ulis	24	126	5.3
Isaac Humphries	8	21	.381	Isaiah Briscoe	23	92	4.0
Dominique Hawkins	10	30	.333	Alex Poythress	22	83	3.8
Mychal Mulder	4	17	.235	Marcus Lee	25	76	3.0
Jonny David	0	2	.000				
EJ Floreal	0	1	.000				

3-Point Percentage	3FG	Att	Pct	3-Point FG Attempts	G	Att	Att/G
Derek Willis	35	84	.417	Jamal Murray	25	190	7.6
Jamal Murray	76	190	.400	Tyler Ulis	24	111	4.6
Tyler Ulis	36	111	.324	Derek Willis	24	84	3.5
Dominique Hawkins	5	19	.263	Isaiah Briscoe	23	28	1.2
Charles Matthews	1	4	.250	Dominique Hawkins	16	19	1.2
Mychal Mulder	2	10	.200	3-Point FG Made	G	Made	Made/G
Isaiah Briscoe	4	28	.143	Jamal Murray	25	76	3.0
Alex Poythress	2	16	.125	Tyler Ulis	24	36	1.5
Jonny David	0	2	.000	Derek Willis	24	35	1.5
Skal Labissiere	0	2	.000	Dominique Hawkins	16	5	0.3
				Isaiah Briscoe	23	4	0.2

Free Throw Percent	FG	Att	Pct	Free Throw Attempts	G	Att	Att/G
Jonny David	2	2	1.000	Tyler Ulis	24	130	5.4
Mychal Mulder	2	2	1.000	Isaiah Briscoe	23	90	3.9
Derek Willis	21	23	.913	Jamal Murray	25	86	3.4
Tyler Ulis	112	130	.862	Alex Poythress	22	78	3.5
Dominique Hawkins	16	21	.762	Skal Labissiere	25	51	2.0
Jamal Murray	65	86	.756	Free Throws Made	G	Made	Made/G
Isaac Humphries	8	11	.727	Tyler Ulis	24	112	4.7
Skal Labissiere	36	51	.706	Jamal Murray	25	65	2.6
Alex Poythress	53	78	.679	Alex Poythress	22	53	2.4
Charles Matthews	13	28	.464	Isaiah Briscoe	23	37	1.6
Isaiah Briscoe	37	90	.411	Skal Labissiere	25	36	1.4
Marcus Lee	16	43	.372				



2015-16 Kentucky Men's Basketball  
 Kentucky Category Leaders (as of Feb 13, 2016)  
 All games



Rebounds	G	Reb	Reb/G
Marcus Lee	25	157	6.3
Alex Poythress	22	145	6.6
Jamal Murray	25	120	4.8
Isaiah Briscoe	23	118	5.1
Derek Willis	24	99	4.1

Rebound Average	G	Reb	Avg/G
Alex Poythress	22	145	6.6
Marcus Lee	25	157	6.3
Isaiah Briscoe	23	118	5.1
Jamal Murray	25	120	4.8
Derek Willis	24	99	4.1

Offensive Rebounds	G	No.	Avg/G
Marcus Lee	25	68	2.7
Alex Poythress	22	44	2.0
Jamal Murray	25	36	1.4
Isaiah Briscoe	23	30	1.3
Skal Labissiere	25	27	1.1

Defensive Rebounds	G	No.	Avg/G
Alex Poythress	22	101	4.6
Marcus Lee	25	89	3.6
Isaiah Briscoe	23	88	3.8
Jamal Murray	25	84	3.4
Derek Willis	24	75	3.1

Fouls	G	No.	Per/G
Skal Labissiere	25	79	3.2
Marcus Lee	25	78	3.1
Alex Poythress	22	77	3.5
Isaiah Briscoe	23	69	3.0
Jamal Murray	25	51	2.0

Foulsouts	G	No.
Marcus Lee	25	7
Skal Labissiere	25	5
Alex Poythress	22	4
Derek Willis	24	2
Tyler Ulis	24	1
Jamal Murray	25	1
Isaiah Briscoe	23	1
Isaac Humphries	13	1

Assists	G	No.	Ast/G
Tyler Ulis	24	160	6.7
Isaiah Briscoe	23	78	3.4
Jamal Murray	25	55	2.2
Charles Matthews	25	13	0.5
Derek Willis	24	10	0.4

Steals	G	No.	Stl/G
Tyler Ulis	24	37	1.5
Jamal Murray	25	29	1.2
Isaiah Briscoe	23	27	1.2
Derek Willis	24	18	0.8
Alex Poythress	22	13	0.6

Blocked Shots	G	No.	Blk/G
Marcus Lee	25	43	1.7
Skal Labissiere	25	41	1.6
Alex Poythress	22	16	0.7
Derek Willis	24	15	0.6
Isaac Humphries	13	11	0.8

Minutes	G	No.	Min/G
Tyler Ulis	24	874	36.4
Jamal Murray	25	860	34.4
Isaiah Briscoe	23	726	31.6
Alex Poythress	22	530	24.1
Marcus Lee	25	523	20.9

Turnovers	G	No.	TO/G
Jamal Murray	25	63	2.5
Isaiah Briscoe	23	49	2.1
Tyler Ulis	24	45	1.9
Skal Labissiere	25	28	1.1
Alex Poythress	22	27	1.2



2015-16 Kentucky Men's Basketball  
 Kentucky Overall/Conference Statistics (as of Feb 13, 2016)  
 All games



SUMMARY	Overall Statistics										Conference Statistics									
	gp-gs	min/g	fg%	3fg%	ft%	r/g	a/g	stl	blk	pts/g	gp-gs	min/g	fg%	3fg%	ft%	r/g	a/g	stl	blk	pts/g
Jamal Murray	25-25	34.4	.435	.400	.756	4.8	2.2	29	5	18.8	12-12	35.3	.456	.415	.788	5.0	1.8	16	2	21.3
Tyler Ulis	24-24	36.4	.447	.324	.862	3.1	6.7	37	3	16.7	12-12	36.8	.490	.365	.857	2.9	7.6	20	1	19.4
Alex Poythress	22-15	24.1	.597	.125	.679	6.6	0.4	13	16	10.0	9-9	23.9	.607	.000	.686	5.7	0.2	3	5	10.2
Isaiah Briscoe	23-22	31.6	.444	.143	.411	5.1	3.4	27	4	9.8	12-12	32.0	.414	.000	.421	4.8	3.5	12	1	8.2
Derek Willis	24-9	18.3	.476	.417	.913	4.1	0.4	18	15	7.3	12-7	23.6	.500	.481	.923	5.8	0.4	8	11	9.3
Skal Labissiere	25-11	16.8	.507	.000	.706	2.8	0.2	7	41	6.9	12-0	13.2	.481	.000	.545	2.3	0.1	3	17	4.8
Marcus Lee	25-16	20.9	.655	.000	.372	6.3	0.2	10	43	6.7	12-8	19.5	.622	.000	.200	5.7	0.2	2	17	4.9
Dominique Hawkins	16-0	8.7	.333	.263	.762	0.6	0.5	3	2	2.6	5-0	6.0	.286	.333	1.000	0.0	0.4	0	1	1.8
Charles Matthews	25-3	11.9	.468	.250	.464	1.8	0.5	10	2	2.3	12-0	9.6	.412	.000	.455	1.8	0.3	2	1	1.6
Isaac Humphries	13-0	9.2	.381	.000	.727	2.1	0.1	0	11	1.8	7-0	7.4	.286	.000	.000	1.7	0.0	0	6	0.6
Mychal Mulder	17-0	4.6	.235	.200	1.000	1.4	0.4	1	0	0.7	8-0	6.4	.231	.286	1.000	2.1	0.3	1	0	1.3
Jonny David	8-0	1.0	.000	.000	1.000	0.0	0.0	0	0	0.3	4-0	0.8	.000	.000	.000	0.0	0.0	0	0	0.0
EJ Floreal	8-0	1.3	.000	.000	.000	0.5	0.0	0	0	0.0	7-0	1.3	.000	.000	.000	0.4	0.0	0	0	0.0
Totals	25		.476	.345	.672	38.9	14.0	155	142	78.8	12		.476	.382	.680	38.7	14.3	67	62	79.1
Opponent	25		.394	.327	.718	33.0	8.9	116	75	66.9	12		.380	.338	.732	32.5	8.9	44	43	65.7

SCORING	Overall Statistics								Conference Statistics							
	fg-fga	fg%	3fg-fga	3fg%	ft-fta	ft%	pts	pts/g	fg-fga	fg%	3fg-fga	3fg%	ft-fta	ft%	pts	pts/g
Jamal Murray	165-379	.435	76-190	.400	65-86	.756	471	18.8	93-204	.456	44-106	.415	26-33	.788	256	21.3
Tyler Ulis	126-282	.447	36-111	.324	112-130	.862	400	16.7	74-151	.490	19-52	.365	66-77	.857	233	19.4
Alex Poythress	83-139	.597	2-16	.125	53-78	.679	221	10.0	34-56	.607	0-5	.000	24-35	.686	92	10.2
Isaiah Briscoe	92-207	.444	4-28	.143	37-90	.411	225	9.8	41-99	.414	0-10	.000	16-38	.421	98	8.2
Derek Willis	60-126	.476	35-84	.417	21-23	.913	176	7.3	37-74	.500	25-52	.481	12-13	.923	111	9.3
Skal Labissiere	68-134	.507	0-2	.000	36-51	.706	172	6.9	26-54	.481	0-2	.000	6-11	.545	58	4.8
Marcus Lee	76-116	.655	0-0	.000	16-43	.372	168	6.7	28-45	.622	0-0	.000	3-15	.200	59	4.9
Dominique Hawkins	10-30	.333	5-19	.263	16-21	.762	41	2.6	2-7	.286	1-3	.333	4-4	1.000	9	1.8
Charles Matthews	22-47	.468	1-4	.250	13-28	.464	58	2.3	7-17	.412	0-0	.000	5-11	.455	19	1.6
Isaac Humphries	8-21	.381	0-0	.000	8-11	.727	24	1.8	2-7	.286	0-0	.000	0-0	.000	4	0.6
Mychal Mulder	4-17	.235	2-10	.200	2-2	1.000	12	0.7	3-13	.231	2-7	.286	2-2	1.000	10	1.3
Jonny David	0-2	.000	0-2	.000	2-2	1.000	2	0.3	0-1	.000	0-1	.000	0-0	.000	0	0.0
EJ Floreal	0-1	.000	0-0	.000	0-2	.000	0	0.0	0-1	.000	0-0	.000	0-2	.000	0	0.0
Totals	714-1501	.476	161-466	.345	381-567	.672	1970	78.8	347-729	.476	91-238	.382	164-241	.680	949	79.1
Opponent	557-1413	.394	133-407	.327	426-593	.718	1673	66.9	245-645	.380	66-195	.338	232-317	.732	788	65.7

TOTALS	Overall Statistics										Conference Statistics									
	o-reb	d-reb	total	pf	fo	a	to	a/to	hi	pts	o-reb	d-reb	total	pf	fo	a	to	a/to	hi	pts
Jamal Murray	36	84	120	51	1	55	63	0.9	35	20	40	60	21	1	21	20	1.1	35	35	
Tyler Ulis	16	58	74	42	1	160	45	3.6	27	9	26	35	28	1	91	21	4.3	27	27	
Alex Poythress	44	101	145	77	4	8	27	0.3	25	15	36	51	31	2	2	18	0.1	25	25	
Isaiah Briscoe	30	88	118	69	1	78	49	1.6	20	19	39	58	37	0	42	21	2.0	15	15	
Derek Willis	24	75	99	41	2	10	19	0.5	18	15	55	70	24	0	5	11	0.5	18	18	
Skal Labissiere	27	44	71	79	5	6	28	0.2	26	13	15	28	36	2	1	10	0.1	12	12	
Marcus Lee	68	89	157	78	7	6	25	0.2	14	25	43	68	41	4	2	11	0.2	13	13	
Dominique Hawkins	5	4	9	20	0	8	4	2.0	13	0	0	0	5	0	2	1	2.0	9	9	
Charles Matthews	25	19	44	29	0	13	17	0.8	11	13	8	21	11	0	4	5	0.8	7	7	
Isaac Humphries	9	18	27	30	1	1	8	0.1	5	3	9	12	19	1	0	2	0.0	4	4	
Mychal Mulder	8	16	24	5	0	6	2	3.0	5	5	12	17	4	0	2	2	1.0	5	5	
Jonny David	0	0	0	1	0	0	1	0.0	2	0	0	0	1	0	0	0	0.0	0	0	
EJ Floreal	1	3	4	0	0	0	1	0.0	0	0	3	3	0	0	0	1	0.0	0	0	
Totals	336	636	972	524	22	351	301	1.2	89	162	302	464	260	11	172	129	1.3	89	89	
Opponent	289	535	824	507	-	222	334	0.7	90	130	260	390	217	-	107	149	0.7	85	85	



2015-16 Kentucky Men's Basketball  
 Kentucky Team Game-by-Game (as of Feb 13, 2016)  
 All games



TEAM STATISTICS

Opponent	Date	Score	W/L	Total		3-Pointers		Free throws		Rebounds				pf	a	t/o	blk	stl	pts	avg
				fg-fga	pct	3fg-fga	pct	ft-fta	pct	off	def	tot	avg							
ALBANY	11/13/15	78-65	W	28-50	.560	6-17	.353	16-24	.667	12	22	34	34.0	21	16	20	8	6	78	78.0
NJIT	11/14/15	87-57	W	32-69	.464	5-21	.238	18-24	.750	22	32	54	44.0	18	14	14	9	6	87	82.5
vs #5/4 Duke	11/17/15	74-63	W	30-67	.448	3-10	.300	11-18	.611	17	22	39	42.3	21	15	9	7	9	74	79.7
WRIGHT STATE	11/20/15	78-63	W	25-47	.532	2-10	.200	26-37	.703	7	30	37	41.0	17	9	12	1	5	78	79.2
BOSTON U.	11/24/15	82-62	W	33-64	.516	3-15	.200	13-26	.500	18	27	45	41.8	18	15	12	5	12	82	79.8
vs USF	11/27/15	84-63	W	31-62	.500	6-13	.462	16-19	.842	12	25	37	41.0	17	16	8	5	9	84	80.5
ILLINOIS STATE	11/30/15	75-63	W	22-51	.431	2-12	.167	29-46	.630	12	27	39	40.7	19	8	15	9	6	75	79.7
at UCLA	12/03/15	77-87	L	25-66	.379	8-25	.320	19-25	.760	16	21	37	40.2	27	12	8	2	6	77	79.4
EKU	12/9/15	88-67	W	35-64	.547	4-19	.211	14-20	.700	18	32	50	41.3	17	18	17	9	3	88	80.3
ARIZONA STATE	12/12/15	72-58	W	24-55	.436	6-21	.286	18-26	.692	11	25	36	40.8	20	15	14	8	6	72	79.5
vs Ohio State	12/19/15	67-74	L	25-63	.397	9-19	.474	8-14	.571	13	27	40	40.7	17	14	12	5	6	67	78.4
#16/15 LOUISVILLE	12/26/15	75-73	W	24-52	.462	11-23	.478	16-25	.640	10	19	29	39.8	19	12	15	6	4	75	78.1
OLE MISS	01/02/16	83-61	W	33-66	.500	7-25	.280	10-20	.500	20	21	41	39.8	25	18	12	2	13	83	78.5
at LSU	01/05/16	67-85	L	24-58	.414	7-20	.350	12-23	.522	11	21	32	39.3	25	8	14	1	3	67	77.6
at Alabama	1/9/16	77-61	W	28-51	.549	2-9	.222	19-30	.633	14	29	43	39.5	23	12	11	4	2	77	77.6
MISSISSIPPI STATE	01/12/16	80-74	W	28-55	.509	9-23	.391	15-20	.750	11	22	33	39.1	21	16	17	4	7	80	77.8
at Auburn	01/16/16	70-75	L	25-72	.347	6-18	.333	14-18	.778	18	30	48	39.6	25	15	11	7	7	70	77.3
at Arkansas	01/21/16	80-66	W	26-62	.419	5-16	.313	23-30	.767	16	27	43	39.8	25	9	6	9	5	80	77.4
VANDERBILT	01/23/16	76-57	W	33-60	.550	6-19	.316	4-6	.667	6	26	32	39.4	19	12	7	3	6	76	77.4
MISSOURI	01/27/16	88-54	W	34-65	.523	9-20	.450	11-14	.786	15	32	47	39.8	12	18	11	11	6	88	77.9
at #4/3 Kansas	01/30/16	84-90	Lot	33-62	.532	5-23	.217	13-22	.591	6	25	31	39.4	33	15	16	6	10	84	78.2
at Tennessee	02/02/16	77-84	L	26-62	.419	7-22	.318	18-23	.783	16	20	36	39.2	26	15	11	4	2	77	78.1
FLORIDA	02/06/16	80-61	W	30-58	.517	12-20	.600	8-14	.571	11	26	37	39.1	18	19	10	5	2	80	78.2
GEORGIA	02/09/16	82-48	W	29-56	.518	10-21	.476	14-22	.636	10	24	34	38.9	20	13	7	7	8	82	78.4
at RV/20 South Carolina	2/13/16	89-62	W	31-64	.484	11-25	.440	16-21	.762	14	24	38	38.9	21	17	12	5	6	89	78.8
Kentucky		1970		714-1501	.476	161-466	.345	381-567	.672	336	636	972	38.9	524	351	301	142	155	1970	78.8
Opponents		1673		557-1413	.394	133-407	.327	426-593	.718	289	535	824	33.0	507	222	334	75	116	1673	66.9

Games played: 25  
 Points/game: 78.8  
 FG Pct: 47.6  
 3FG Pct: 34.5  
 FT Pct: 67.2

Rebounds/game: 38.9  
 Assists/game: 14.0  
 Turnovers/game: 12.0  
 Assist/turnover ratio: 1.2  
 Steals/game: 6.2  
 Blocks/game: 5.7



2015-16 Kentucky Men's Basketball  
 Kentucky Opponent Game-by-Game (as of Feb 13, 2016)  
 All games



OPPONENT STATISTICS

Opponent	Date	Score		Total		3-Pointers		Free throws		Rebounds				pf	a	t/o	blk	stl	pts	avg
				fg-fga	pct	3fg-fga	pct	ft-fta	pct	off	def	tot	avg							
ALBANY	11/13/15	78-65	W	25-58	.431	1-14	.071	14-22	.636	13	15	28	28.0	26	4	15	0	9	65	65.0
NJIT	11/14/15	87-57	W	17-55	.309	5-19	.263	18-22	.818	7	16	23	25.5	22	8	14	2	6	57	61.0
vs #5/4 Duke	11/17/15	74-63	W	22-54	.407	5-13	.385	14-23	.609	15	24	39	30.0	20	9	16	8	3	63	61.7
WRIGHT STATE	11/20/15	78-63	W	21-58	.362	6-14	.429	15-17	.882	8	19	27	29.3	33	8	12	1	5	63	62.0
BOSTON U.	11/24/15	82-62	W	20-54	.370	8-24	.333	14-18	.778	8	19	27	28.8	22	9	17	2	6	62	62.0
vs USF	11/27/15	84-63	W	26-56	.464	2-10	.200	9-15	.600	10	21	31	29.2	17	5	14	4	2	63	62.2
ILLINOIS STATE	11/30/15	75-63	W	25-70	.357	5-20	.250	8-10	.800	14	23	37	30.3	32	8	16	2	5	63	62.3
at UCLA	12/03/15	77-87	L	28-53	.528	5-11	.455	26-34	.765	10	28	38	31.3	18	16	10	3	5	87	65.4
EKU	12/9/15	88-67	W	26-65	.400	5-18	.278	10-14	.714	11	14	25	30.6	19	11	13	1	7	67	65.6
ARIZONA STATE	12/12/15	72-58	W	23-62	.371	4-20	.200	8-15	.533	15	21	36	31.1	24	6	17	0	5	58	64.8
vs Ohio State	12/19/15	67-74	L	26-64	.406	9-18	.500	13-17	.765	13	29	42	32.1	16	10	11	7	9	74	65.6
#16/15 LOUISVILLE	12/26/15	75-73	W	27-63	.429	4-14	.286	15-22	.682	21	18	39	32.7	21	8	15	1	5	73	66.2
OLE MISS	01/02/16	83-61	W	20-50	.400	3-14	.214	18-26	.692	10	17	27	32.2	19	7	16	3	6	61	65.8
at LSU	01/05/16	67-85	L	30-61	.492	6-14	.429	19-30	.633	16	30	46	33.2	17	17	9	4	8	85	67.2
at Alabama	1/9/16	77-61	W	18-52	.346	7-24	.292	18-27	.667	8	17	25	32.7	24	5	7	7	3	61	66.8
MISSISSIPPI STATE	01/12/16	80-74	W	27-51	.529	6-13	.462	14-16	.875	3	17	20	31.9	20	8	19	0	5	74	67.2
at Auburn	01/16/16	70-75	L	21-55	.382	12-26	.462	21-31	.677	7	31	38	32.2	13	9	13	7	2	75	67.7
at Arkansas	01/21/16	80-66	W	22-55	.400	2-12	.167	20-31	.645	12	22	34	32.3	23	12	9	5	3	66	67.6
VANDERBILT	01/23/16	76-57	W	16-50	.320	5-15	.333	20-25	.800	10	22	32	32.3	10	8	12	3	3	57	67.1
MISSOURI	01/27/16	88-54	W	18-57	.316	4-14	.286	14-19	.737	9	19	28	32.1	15	7	15	2	4	54	66.4
at #4/3 Kansas	01/30/16	84-90	Lot	26-56	.464	8-17	.471	30-47	.638	14	28	42	32.6	20	13	15	1	5	90	67.5
at Tennessee	02/02/16	77-84	L	23-56	.411	8-19	.421	30-34	.882	14	23	37	32.8	19	12	8	3	3	84	68.3
FLORIDA	02/06/16	80-61	W	21-53	.396	6-19	.316	13-20	.650	9	19	28	32.6	17	10	10	1	4	61	68.0
GEORGIA	02/09/16	82-48	W	11-50	.220	3-11	.273	23-27	.852	16	20	36	32.7	20	5	15	0	0	48	67.1
at RV/20 South Carolina	2/13/16	89-62	W	18-55	.327	4-14	.286	22-31	.710	16	23	39	33.0	20	7	16	8	3	62	66.9
Opponents		1673		557-1413	.394	133-407	.327	426-593	.718	289	535	824	33.0	507	222	334	75	116	1673	66.9
Kentucky		1970		714-1501	.476	161-466	.345	381-567	.672	336	636	972	38.9	524	351	301	142	155	1970	78.8

Games played: 25  
 Points/game: 66.9  
 FG Pct: 39.4  
 3FG Pct: 32.7  
 FT Pct: 71.8

Rebounds/game: 33.0  
 Assists/game: 8.9  
 Turnovers/game: 13.4  
 Assist/turnover ratio: 0.7  
 Steals/game: 4.6  
 Blocks/game: 3.0



2015-16 Kentucky Men's Basketball  
 Kentucky Game-by-Game Highs (as of Feb 13, 2016)  
 All games



Opponent	Date	Score	Points	Rebounds	Assists	Steals	Blocked shots
ALBANY	11/13/15	78-65	19-Jamal Murray	8-Marcus Lee	8-Jamal Murray	3-Jamal Murray	4-Skal Labissiere
NJIT	11/14/15	87-57	26-Skal Labissiere	12-Isaiah Briscoe	5-Tyler Ulis	2-Isaiah Briscoe	3-Marcus Lee
vs #5/4 Duke	11/17/15	74-63	18-Tyler Ulis	10-Marcus Lee	6-Tyler Ulis	4-Jamal Murray	2-Isaac Humphries Marcus Lee
WRIGHT STATE	11/20/15	78-63	21-Ulis, Tyler	10-Alex Poythress	5-Ulis, Tyler	2-Ulis, Tyler	1-Labissiere, Skal
BOSTON U.	11/24/15	82-62	16-Labissiere, Skal	10-Alex Poythress	6-Ulis, Tyler	3-Ulis, Tyler	3-Labissiere, Skal
vs USF	11/27/15	84-63	21-Jamal Murray	6-Marcus Lee Isaiah Briscoe	7-Isaiah Briscoe	2-Isaiah Briscoe Tyler Ulis	3-Skal Labissiere
ILLINOIS STATE	11/30/15	75-63	18-Isaiah Briscoe	12-Marcus Lee	3-Isaiah Briscoe	2-Matthews, Charles	2-Marcus Lee Alex Poythress
at UCLA	12/03/15	77-87	20-Isaiah Briscoe	6-Isaac Humphries Derek Willis	9-Ulis, Tyler	2-Jamal Murray Ulis, Tyler	2-Labissiere, Skal
EKU	12/9/15	88-67	21-Alex Poythress	13-Alex Poythress	8-Ulis, Tyler	2-Isaiah Briscoe	5-Marcus Lee
ARIZONA STATE	12/12/15	72-58	17-Jamal Murray	7-Marcus Lee	6-Ulis, Tyler	2-Isaiah Briscoe	5-Marcus Lee
vs Ohio State	12/19/15	67-74	33-Jamal Murray	9-Marcus Lee	7-Isaiah Briscoe	2-Marcus Lee	2-Labissiere, Skal Marcus Lee
#16/15 LOUISVILLE	12/26/15	75-73	21-Ulis, Tyler	7-Marcus Lee	8-Ulis, Tyler	1-Marcus Lee Alex Poythress Labissiere, Skal Ulis, Tyler	3-Alex Poythress
OLE MISS	01/02/16	83-61	20-Ulis, Tyler	9-Alex Poythress	10-Ulis, Tyler	6-Ulis, Tyler	2-Marcus Lee
at LSU	01/05/16	67-85	23-Tyler Ulis	8-Mychal Mulder	6-Tyler Ulis	1-Derek Willis Jamal Murray Isaiah Briscoe	1-Isaiah Briscoe
at Alabama	1/9/16	77-61	25-Alex Poythress	11-Marcus Lee	8-Tyler Ulis	1-Jamal Murray Tyler Ulis	1-Alex Poythress Marcus Lee Skal Labissiere Tyler Ulis
MISSISSIPPI STATE	01/12/16	80-74	22-Jamal Murray	9-Marcus Lee	5-Isaiah Briscoe Ulis, Tyler	2-Ulis, Tyler	2-Marcus Lee
at Auburn	01/16/16	70-75	20-Jamal Murray	12-Derek Willis	8-Ulis, Tyler	3-Jamal Murray	3-Alex Poythress
at Arkansas	01/21/16	80-66	24-Tyler Ulis	7-Isaiah Briscoe Derek Willis Jamal Murray	5-Tyler Ulis	1-Jamal Murray Marcus Lee Tyler Ulis Derek Willis Skal Labissiere	4-Derek Willis
VANDERBILT	01/23/16	76-57	21-Ulis, Tyler	9-Derek Willis	5-Ulis, Tyler	3-Jamal Murray	1-Jamal Murray Derek Willis Marcus Lee
MISSOURI	01/27/16	88-54	20-Ulis, Tyler	12-Derek Willis	8-Ulis, Tyler	2-Isaiah Briscoe Jamal Murray	5-Labissiere, Skal
at #4/3 Kansas	01/30/16	84-90	26-Tyler Ulis	8-Alex Poythress	8-Tyler Ulis	3-Derek Willis Tyler Ulis	2-Marcus Lee
at Tennessee	02/02/16	77-84	21-Jamal Murray	8-Isaiah Briscoe Derek Willis	5-Ulis, Tyler Jamal Murray	2-Ulis, Tyler	3-Labissiere, Skal
FLORIDA	02/06/16	80-61	35-Jamal Murray	6-Marcus Lee Isaac Humphries Jamal Murray Derek Willis	11-Ulis, Tyler	2-Ulis, Tyler	2-Isaac Humphries Marcus Lee
GEORGIA	02/09/16	82-48	24-Jamal Murray	7-Labissiere, Skal	8-Ulis, Tyler	3-Ulis, Tyler	4-Isaac Humphries
at RV/20 South Carolina	2/13/16	89-62	27-Tyler Ulis	13-Marcus Lee	12-Tyler Ulis	2-Tyler Ulis	2-Marcus Lee





2015-16 Kentucky Men's Basketball  
 Kentucky Team High/Low Analysis (as of Feb 13, 2016)  
 All games



Kentucky - TEAM GAME HIGHS

POINTS	89		at RV/20 South Carolina (2/13/16)
	88		MISSOURI (01/27/16)
	88		EKU (12/9/15)
	87		NJIT (11/14/15)
	84		at #4/3 Kansas (01/30/16)
	84		vs USF (11/27/15)
FIELD GOALS MADE	35		EKU (12/9/15)
	34		MISSOURI (01/27/16)
FIELD GOAL ATTEMPTS	72		at Auburn (01/16/16)
	69		NJIT (11/14/15)
FIELD GOAL PERCENTAGE	.560	(28-50)	ALBANY (11/13/15)
	.550	(33-60)	VANDERBILT (01/23/16)
3 PT FIELD GOALS MADE	12		FLORIDA (02/06/16)
	11		at RV/20 South Carolina (2/13/16)
	11		#16/15 LOUISVILLE (12/26/15)
3 PT FG ATTEMPTS	25		at RV/20 South Carolina (2/13/16)
	25		OLE MISS (01/02/16)
	25		at UCLA (12/03/15)
3 PT FG PERCENTAGE	.600	(12-20)	FLORIDA (02/06/16)
	.478	(11-23)	#16/15 LOUISVILLE (12/26/15)
FREE THROWS MADE	29		ILLINOIS STATE (11/30/15)
	26		WRIGHT STATE (11/20/15)
FREE THROW ATTEMPTS	46		ILLINOIS STATE (11/30/15)
	37		WRIGHT STATE (11/20/15)
FREE THROW PERCENTAGE	.842	(16-19)	vs USF (11/27/15)
	.786	(11-14)	MISSOURI (01/27/16)
REBOUNDS	54		NJIT (11/14/15)
	50		EKU (12/9/15)
ASSISTS	19		FLORIDA (02/06/16)
	18		MISSOURI (01/27/16)
	18		OLE MISS (01/02/16)
	18		EKU (12/9/15)
STEALS	13		OLE MISS (01/02/16)
	12		BOSTON U. (11/24/15)
BLOCKED SHOTS	11		MISSOURI (01/27/16)
	9		at Arkansas (01/21/16)
	9		EKU (12/9/15)
	9		ILLINOIS STATE (11/30/15)
	9		NJIT (11/14/15)
TURNOVERS	20		ALBANY (11/13/15)
	17		MISSISSIPPI STATE (01/12/16)
	17		EKU (12/9/15)
FOULS	33		at #4/3 Kansas (01/30/16)
	27		at UCLA (12/03/15)



2015-16 Kentucky Men's Basketball  
 Kentucky High/Low Analysis (as of Feb 13, 2016)  
 All games



Opponent - GAME HIGHS

POINTS	90		at #4/3 Kansas (01/30/16)
	87		at UCLA (12/03/15)
	85		at LSU (01/05/16)
	84		at Tennessee (02/02/16)
	75		at Auburn (01/16/16)
FIELD GOALS MADE	30		at LSU (01/05/16)
	28		at UCLA (12/03/15)
FIELD GOAL ATTEMPTS	70		ILLINOIS STATE (11/30/15)
	65		EKU (12/9/15)
FIELD GOAL PERCENTAGE	.529	(27-51)	MISSISSIPPI STATE (01/12/16)
	.528	(28-53)	at UCLA (12/03/15)
3 PT FIELD GOALS MADE	12		at Auburn (01/16/16)
	9		vs Ohio State (12/19/15)
3 PT FG ATTEMPTS	26		at Auburn (01/16/16)
	24		at Alabama (1/9/16)
	24		BOSTON U. (11/24/15)
3 PT FG PERCENTAGE	.500	(9-18)	vs Ohio State (12/19/15)
	.471	(8-17)	at #4/3 Kansas (01/30/16)
FREE THROWS MADE	30		at Tennessee (02/02/16)
	30		at #4/3 Kansas (01/30/16)
FREE THROW ATTEMPTS	47		at #4/3 Kansas (01/30/16)
	34		at Tennessee (02/02/16)
	34		at UCLA (12/03/15)
FREE THROW PERCENTAGE	.882	(30-34)	at Tennessee (02/02/16)
	.882	(15-17)	WRIGHT STATE (11/20/15)
REBOUNDS	46		at LSU (01/05/16)
	42		at #4/3 Kansas (01/30/16)
	42		vs Ohio State (12/19/15)
ASSISTS	17		at LSU (01/05/16)
	16		at UCLA (12/03/15)
STEALS	9		vs Ohio State (12/19/15)
	9		ALBANY (11/13/15)
BLOCKED SHOTS	8		at RV/20 South Carolina (2/13/16)
	8		vs #5/4 Duke (11/17/15)
TURNOVERS	19		MISSISSIPPI STATE (01/12/16)
	17		ARIZONA STATE (12/12/15)
	17		BOSTON U. (11/24/15)
FOULS	33		WRIGHT STATE (11/20/15)
	32		ILLINOIS STATE (11/30/15)



2015-16 Kentucky Men's Basketball  
 Kentucky High/Low Analysis (as of Feb 13, 2016)  
 All games



Kentucky - GAME LOWS

POINTS	67		vs Ohio State (12/19/15)
	67		at LSU (01/05/16)
	70		at Auburn (01/16/16)
	72		ARIZONA STATE (12/12/15)
	74		vs #5/4 Duke (11/17/15)
FIELD GOALS MADE	22		ILLINOIS STATE (11/30/15)
	24		ARIZONA STATE (12/12/15)
	24		#16/15 LOUISVILLE (12/26/15)
	24		at LSU (01/05/16)
FIELD GOAL ATTEMPTS	47		WRIGHT STATE (11/20/15)
	50		ALBANY (11/13/15)
FIELD GOAL PERCENTAGE	.347	(25-72)	at Auburn (01/16/16)
	.379	(25-66)	at UCLA (12/03/15)
3 PT FIELD GOALS MADE	2		WRIGHT STATE (11/20/15)
	2		ILLINOIS STATE (11/30/15)
	2		at Alabama (1/9/16)
3 PT FG ATTEMPTS	9		at Alabama (1/9/16)
	10		vs #5/4 Duke (11/17/15)
	10		WRIGHT STATE (11/20/15)
3 PT FG PERCENTAGE	.167	(2-12)	ILLINOIS STATE (11/30/15)
	.200	(2-10)	WRIGHT STATE (11/20/15)
	.200	(3-15)	BOSTON U. (11/24/15)
FREE THROWS MADE	4		VANDERBILT (01/23/16)
	8		vs Ohio State (12/19/15)
	8		FLORIDA (02/06/16)
FREE THROW ATTEMPTS	6		VANDERBILT (01/23/16)
	14		vs Ohio State (12/19/15)
	14		MISSOURI (01/27/16)
	14		FLORIDA (02/06/16)
FREE THROW PERCENTAGE	.500	(10-20)	OLE MISS (01/02/16)
	.500	(13-26)	BOSTON U. (11/24/15)
REBOUNDS	29		#16/15 LOUISVILLE (12/26/15)
	31		at #4/3 Kansas (01/30/16)
ASSISTS	8		ILLINOIS STATE (11/30/15)
	8		at LSU (01/05/16)
STEALS	2		at Alabama (1/9/16)
	2		at Tennessee (02/02/16)
	2		FLORIDA (02/06/16)
BLOCKED SHOTS	1		WRIGHT STATE (11/20/15)
	1		at LSU (01/05/16)
TURNOVERS	6		at Arkansas (01/21/16)
	7		VANDERBILT (01/23/16)
	7		GEORGIA (02/09/16)
FOULS	12		MISSOURI (01/27/16)
	17		WRIGHT STATE (11/20/15)
	17		vs USF (11/27/15)
	17		EKU (12/9/15)
	17		vs Ohio State (12/19/15)



2015-16 Kentucky Men's Basketball  
 Kentucky High/Low Analysis (as of Feb 13, 2016)  
 All games



Opponent - GAME LOWS

POINTS	48		GEORGIA (02/09/16)
	54		MISSOURI (01/27/16)
	57		NJIT (11/14/15)
	57		VANDERBILT (01/23/16)
	58		ARIZONA STATE (12/12/15)
FIELD GOALS MADE	11		GEORGIA (02/09/16)
	16		VANDERBILT (01/23/16)
FIELD GOAL ATTEMPTS	50		OLE MISS (01/02/16)
	50		VANDERBILT (01/23/16)
	50		GEORGIA (02/09/16)
FIELD GOAL PERCENTAGE	.220	(11-50)	GEORGIA (02/09/16)
	.309	(17-55)	NJIT (11/14/15)
3 PT FIELD GOALS MADE	1		ALBANY (11/13/15)
	2		vs USF (11/27/15)
	2		at Arkansas (01/21/16)
3 PT FG ATTEMPTS	10		vs USF (11/27/15)
	11		at UCLA (12/03/15)
	11		GEORGIA (02/09/16)
3 PT FG PERCENTAGE	.071	(1-14)	ALBANY (11/13/15)
	.167	(2-12)	at Arkansas (01/21/16)
FREE THROWS MADE	8		ILLINOIS STATE (11/30/15)
	8		ARIZONA STATE (12/12/15)
FREE THROW ATTEMPTS	10		ILLINOIS STATE (11/30/15)
	14		EKU (12/9/15)
FREE THROW PERCENTAGE	.533	(8-15)	ARIZONA STATE (12/12/15)
	.600	(9-15)	vs USF (11/27/15)
REBOUNDS	20		MISSISSIPPI STATE (01/12/16)
	23		NJIT (11/14/15)
ASSISTS	4		ALBANY (11/13/15)
	5		vs USF (11/27/15)
	5		at Alabama (1/9/16)
	5		GEORGIA (02/09/16)
STEALS	0		GEORGIA (02/09/16)
	2		vs USF (11/27/15)
	2		at Auburn (01/16/16)
BLOCKED SHOTS	0		ALBANY (11/13/15)
	0		ARIZONA STATE (12/12/15)
	0		MISSISSIPPI STATE (01/12/16)
	0		GEORGIA (02/09/16)
TURNOVERS	7		at Alabama (1/9/16)
	8		at Tennessee (02/02/16)
FOULS	10		VANDERBILT (01/23/16)
	13		at Auburn (01/16/16)



2015-16 Kentucky Men's Basketball  
 Kentucky Player High/Low Analysis (as of Feb 13, 2016)  
 All games



Kentucky - INDIVIDUAL GAME HIGHS

Points	35		Jamal Murray vs Florida (02/06/16)
	33		Jamal Murray vs Ohio State (12/19/15)
	27		Tyler Ulis at RV/20 South Carolina (2/13/16)
	26		Jamal Murray at RV/20 South Carolina (2/13/16)
	26		Tyler Ulis at #4/3 Kansas (01/30/16)
	26		Skal Labissiere vs NJIT (11/14/15)
Field Goals Made	13		Jamal Murray vs Florida (02/06/16)
	13		Jamal Murray vs Ohio State (12/19/15)
Field Goal Att.	23		Jamal Murray vs Ohio State (12/19/15)
	22		Jamal Murray at Auburn (01/16/16)
FG Pct (min 5 made)	1.000	(5-5)	Marcus Lee vs ECU (12/9/15)
	.875	(7-8)	Alex Poythress vs Boston U. (11/24/15)
3-Point FG Made	8		Jamal Murray vs Florida (02/06/16)
	7		Jamal Murray vs Ohio State (12/19/15)
3-Point FG Att.	12		Jamal Murray at Tennessee (02/02/16)
	12		Jamal Murray vs Ole Miss (01/02/16)
3-Pt FG Pct (min 2 made)	1.000	(2-2)	Derek Willis vs Mississippi State (01/12/16)
	1.000	(2-2)	Tyler Ulis vs USF (11/27/15)
Free Throws Made	14		Tyler Ulis at Arkansas (01/21/16)
	12		Ulis, Tyler at Tennessee (02/02/16)
Free Throw Att.	15		Tyler Ulis at Arkansas (01/21/16)
	14		Ulis, Tyler at Tennessee (02/02/16)
FT Pct (min 3 made)	1.000	(10-10)	Jamal Murray vs Wright State (11/20/15)
	1.000	(7-7)	Ulis, Tyler at Auburn (01/16/16)
	1.000	(6-6)	Jamal Murray at Alabama (1/9/16)
	1.000	(6-6)	Ulis, Tyler vs Boston U. (11/24/15)
	1.000	(6-6)	Tyler Ulis vs #5/4 Duke (11/17/15)
	1.000	(6-6)	Skal Labissiere vs NJIT (11/14/15)
	1.000	(5-5)	Ulis, Tyler vs Mississippi State (01/12/16)
	1.000	(4-4)	Dominique Hawkins vs Georgia (02/09/16)
	1.000	(4-4)	Jamal Murray at Tennessee (02/02/16)
	1.000	(4-4)	Alex Poythress vs Missouri (01/27/16)
	1.000	(4-4)	Labissiere, Skal vs ECU (12/9/15)
	1.000	(4-4)	Ulis, Tyler at UCLA (12/03/15)
	1.000	(4-4)	Alex Poythress vs Wright State (11/20/15)
	1.000	(4-4)	Derek Willis vs Albany (11/13/15)
	1.000	(4-4)	Isaac Humphries vs Albany (11/13/15)
	1.000	(3-3)	Alex Poythress vs ECU (12/9/15)
	1.000	(3-3)	Jamal Murray vs USF (11/27/15)
Rebounds	13		Marcus Lee at RV/20 South Carolina (2/13/16)
	13		Alex Poythress vs ECU (12/9/15)
Assists	12		Tyler Ulis at RV/20 South Carolina (2/13/16)
	11		Ulis, Tyler vs Florida (02/06/16)
Steals	6		Ulis, Tyler vs Ole Miss (01/02/16)
	4		Isaiah Briscoe vs Ole Miss (01/02/16)
	4		Jamal Murray vs #5/4 Duke (11/17/15)
Blocked Shots	5		Labissiere, Skal vs Missouri (01/27/16)
	5		Marcus Lee vs Arizona State (12/12/15)
	5		Marcus Lee vs ECU (12/9/15)
Turnovers	7		Jamal Murray vs #16/15 Louisville (12/26/15)
	5		Isaiah Briscoe at RV/20 South Carolina (2/13/16)
	5		Isaiah Briscoe vs Illinois State (11/30/15)
	5		Jamal Murray vs Wright State (11/20/15)

	5	Tyler Ulis vs Albany (11/13/15)
	5	Jamal Murray vs Albany (11/13/15)
Fouls	5	Isaac Humphries vs Georgia (02/09/16)
	5	Labissiere, Skal vs Georgia (02/09/16)
	5	Marcus Lee vs Florida (02/06/16)
	5	Ulis, Tyler at Tennessee (02/02/16)
	5	Alex Poythress at Tennessee (02/02/16)
	5	Marcus Lee at #4/3 Kansas (01/30/16)
	5	Skal Labissiere at #4/3 Kansas (01/30/16)
	5	Alex Poythress at #4/3 Kansas (01/30/16)
	5	Derek Willis at #4/3 Kansas (01/30/16)
	5	Marcus Lee at Arkansas (01/21/16)
	5	Jamal Murray at Auburn (01/16/16)
	5	Marcus Lee vs Mississippi State (01/12/16)
	5	Alex Poythress at LSU (01/05/16)
	5	Marcus Lee at LSU (01/05/16)
	5	Labissiere, Skal vs Ole Miss (01/02/16)
	5	Marcus Lee vs Ohio State (12/19/15)
	5	Labissiere, Skal vs Arizona State (12/12/15)
	5	Alex Poythress at UCLA (12/03/15)
	5	Derek Willis at UCLA (12/03/15)
	5	Isaiah Briscoe vs Illinois State (11/30/15)
	5	Marcus Lee vs #5/4 Duke (11/17/15)
	5	Skal Labissiere vs #5/4 Duke (11/17/15)
Minutes	45	Tyler Ulis at #4/3 Kansas (01/30/16)
	40	Ulis, Tyler at Auburn (01/16/16)
	40	Tyler Ulis at LSU (01/05/16)
	40	Ulis, Tyler vs Arizona State (12/12/15)
	40	Tyler Ulis vs #5/4 Duke (11/17/15)



2015-16 Kentucky Men's Basketball  
 Kentucky Opponent High/Low Analysis (as of Feb 13, 2016)  
 All games



OPPONENT INDIVIDUAL GAME HIGHS

Points	33		Selden Jr., Wayne at #4/3 Kansas (01/30/16)
	27		Punter, Kevin at Tennessee (02/02/16)
	27		Lee, Damion vs #16/15 Louisville (12/26/15)
	26		Canty, Kareem at Auburn (01/16/16)
	25		CARRERA, Michael at RV/20 South Carolina (2/13/16)
Field Goals Made	12		Selden Jr., Wayne at #4/3 Kansas (01/30/16)
	9		Sword, Craig vs Mississippi State (01/12/16)
	9		QUARTERMAN, Tim at LSU (01/05/16)
	9		Hawkins, Javontae vs ECU (12/9/15)
	9		Akoon-Purcell,DeVaug vs Illinois State (11/30/15)
Field Goal Att.	20		Selden Jr., Wayne at #4/3 Kansas (01/30/16)
	20		Canty, Kareem at Auburn (01/16/16)
	20		Lee, Damion vs #16/15 Louisville (12/26/15)
	20		Akoon-Purcell,DeVaug vs Illinois State (11/30/15)
FG Pct (min 5 made)	1.000	(5-5)	SIMMONS, Ben at LSU (01/05/16)
	.875	(7-8)	Amile Jefferson vs #5/4 Duke (11/17/15)
3-Point FG Made	5		Canty, Kareem at Auburn (01/16/16)
	4		Lynn, Damon vs NJIT (11/14/15)
3-Point FG Att.	12		Canty, Kareem at Auburn (01/16/16)
	10		Papale, John vs Boston U. (11/24/15)
3-Pt FG Pct (min 2 made)	1.000	(3-3)	Harris, Tyler at Auburn (01/16/16)
	1.000	(2-2)	Lang, TJ at Auburn (01/16/16)
	1.000	(2-2)	Thomas, Fred vs Mississippi State (01/12/16)
	1.000	(2-2)	EPPS, Aaron at LSU (01/05/16)
	1.000	(2-2)	Holiday, Aaron at UCLA (12/03/15)
Free Throws Made	11		CARRERA, Michael at RV/20 South Carolina (2/13/16)
	10		Punter, Kevin at Tennessee (02/02/16)
Free Throw Att.	15		CARRERA, Michael at RV/20 South Carolina (2/13/16)
	14		VICTOR II, Craig at LSU (01/05/16)
FT Pct (min 3 made)	1.000	(9-9)	Moody, Stefan vs Ole Miss (01/02/16)
	1.000	(8-8)	Maten, Yante vs Georgia (02/09/16)
	1.000	(6-6)	Schofield, Admiral at Tennessee (02/02/16)
	1.000	(6-6)	Newman, Malik vs Mississippi State (01/12/16)
	1.000	(5-5)	Reischel, Jarelle vs ECU (12/9/15)
	1.000	(4-4)	Frazier, J.J. vs Georgia (02/09/16)
	1.000	(4-4)	Greene, Brannen at #4/3 Kansas (01/30/16)
	1.000	(4-4)	Roberson, Jeff vs Vanderbilt (01/23/16)
	1.000	(4-4)	Norris, Riley at Alabama (1/9/16)
	1.000	(4-4)	Loving, Marc vs Ohio State (12/19/15)
	1.000	(4-4)	McIntosh, MiKyle vs Illinois State (11/30/15)
	1.000	(4-4)	Mosely, Cheddi vs Boston U. (11/24/15)
	1.000	(4-4)	Coleman, Tim vs NJIT (11/14/15)
	1.000	(4-4)	Andrews, Jamir vs Albany (11/13/15)
	1.000	(3-3)	Mostella, Detrick at Tennessee (02/02/16)
	1.000	(3-3)	Wright, Namon vs Missouri (01/27/16)
	1.000	(3-3)	Ware, Gavin vs Mississippi State (01/12/16)
	1.000	(3-3)	Bolden, Jonah at UCLA (12/03/15)
Rebounds	15		Amile Jefferson vs #5/4 Duke (11/17/15)
	13		Moore, Armani at Tennessee (02/02/16)
Assists	7		QUARTERMAN, Tim at LSU (01/05/16)
	7		Holiday, Aaron at UCLA (12/03/15)
Steals	4		Coleman, Tim vs NJIT (11/14/15)
	4		Rowley, Mike vs Albany (11/13/15)

Blocked Shots	6	Marshall Plumlee vs #5/4 Duke (11/17/15)
	5	Spencer, Horace at Auburn (01/16/16)
	5	Thompson, Trevor vs Ohio State (12/19/15)
Turnovers	8	Foreman, Kyle vs Boston U. (11/24/15)
	6	THORNWELL, Sindarius at RV/20 South Carolina (2/13/16)
	6	Mann, Charles vs Georgia (02/09/16)
Fouls	6	Bowers, Cinmeon at Auburn (01/16/16)
	6	PETERS, Roddy vs USF (11/27/15)
	5	Frazier, J.J. vs Georgia (02/09/16)
	5	THOMPSON, TREY at Arkansas (01/21/16)
	5	Sword, Craig vs Mississippi State (01/12/16)
	5	Griffin, Roland vs Illinois State (11/30/15)
	5	Lee, Paris vs Illinois State (11/30/15)
	5	Havener, Nick vs Boston U. (11/24/15)
	5	Karena, Michael vs Wright State (11/20/15)
	5	Thomasson, Joe vs Wright State (11/20/15)
	5	Rowley, Mike vs Albany (11/13/15)





2015-16 Kentucky Men's Basketball  
 Kentucky Team Game-by-Game Comparison (as of Feb 13, 2016)  
 All games



Opponent	1st	2nd	Score	Mar	Total FG	FG Pct	3-Pointers	3FG Pct	Free Throws	FT Pct	Rebounds	Assist	T/Over	Block	Steal	Fouls
ALBANY	38/27	40/38	78-65	+13	28-50/25-58	.560/.431	6-17/1-14	.353/.071	16-24/14-22	.667/.636	34/28 +6	16/4	20/15	8/0	6/9	21/26
NJIT	36/28	51/29	87-57	+30	32-69/17-55	.464/.309	5-21/5-19	.238/.263	18-24/18-22	.750/.818	54/23 +31	14/8	14/14	9/2	6/6	18/22
#5/4 Duke	37/31	37/32	74-63	+11	30-67/22-54	.448/.407	3-10/5-13	.300/.385	11-18/14-23	.611/.609	39/39 -	15/9	9/16	7/8	9/3	21/20
WRIGHT STATE	39/26	39/37	78-63	+15	25-47/21-58	.532/.362	2-10/6-14	.200/.429	26-37/15-17	.703/.882	37/27 +10	9/8	12/12	1/1	5/5	17/33
BOSTON U.	40/33	42/29	82-62	+20	33-64/20-54	.516/.370	3-15/8-24	.200/.333	13-26/14-18	.500/.778	45/27 +18	15/9	12/17	5/2	12/6	18/22
USF	42/21	42/42	84-63	+21	31-62/26-56	.500/.464	6-13/2-10	.462/.200	16-19/9-15	.842/.600	37/31 +6	16/5	8/14	5/4	9/2	17/17
ILLINOIS STATE	31/31	44/32	75-63	+12	22-51/25-70	.431/.357	2-12/5-20	.167/.250	29-46/8-10	.630/.800	39/37 +2	8/8	15/16	9/2	6/5	19/32
UCLA	29/37	48/50	77-87	(10)	25-66/28-53	.379/.528	8-25/5-11	.320/.455	19-25/26-34	.760/.765	37/38 (1)	12/16	8/10	2/3	6/5	27/18
EKU	50/36	38/31	88-67	+21	35-64/26-65	.547/.400	4-19/5-18	.211/.278	14-20/10-14	.700/.714	50/25 +25	18/11	17/13	9/1	3/7	17/19
ARIZONA STATE	32/31	40/27	72-58	+14	24-55/23-62	.436/.371	6-21/4-20	.286/.200	18-26/8-15	.692/.533	36/36 -	15/6	14/17	8/0	6/5	20/24
Ohio State	25/37	42/37	67-74	(7)	25-63/26-64	.397/.406	9-19/9-18	.474/.500	8-14/13-17	.571/.765	40/42 (2)	14/10	12/11	5/7	6/9	17/16
#16/15 LOUISVILLE	44/36	31/37	75-73	+2	24-52/27-63	.462/.429	11-23/4-14	.478/.286	16-25/15-22	.640/.682	29/39 (10)	12/8	15/15	6/1	4/5	19/21
OLE MISS	46/22	37/39	83-61	+22	33-66/20-50	.500/.400	7-25/3-14	.280/.214	10-20/18-26	.500/.692	41/27 +14	18/7	12/16	2/3	13/6	25/19
LSU	27/37	40/48	67-85	(18)	24-58/30-61	.414/.492	7-20/6-14	.350/.429	12-23/19-30	.522/.633	32/46 (14)	8/17	14/9	1/4	3/8	25/17
Alabama	38/28	39/33	77-61	+16	28-51/18-52	.549/.346	2-9/7-24	.222/.292	19-30/18-27	.633/.667	43/25 +18	12/5	11/7	4/7	2/3	23/24
MISSISSIPPI STATE	39/31	41/43	80-74	+6	28-55/27-51	.509/.529	9-23/6-13	.391/.462	15-20/14-16	.750/.875	33/20 +13	16/8	17/19	4/0	7/5	21/20
Auburn	35/30	35/45	70-75	(5)	25-72/21-55	.347/.382	6-18/12-26	.333/.462	14-18/21-31	.778/.677	48/38 +10	15/9	11/13	7/7	7/2	25/13
Arkansas	36/24	44/42	80-66	+14	26-62/22-55	.419/.400	5-16/2-12	.313/.167	23-30/20-31	.767/.645	43/34 +9	9/12	6/9	9/5	5/3	25/23
VANDERBILT	37/27	39/30	76-57	+19	33-60/16-50	.550/.320	6-19/5-15	.316/.333	4-6/20-25	.667/.800	32/32 -	12/8	7/12	3/3	6/3	19/10
MISSOURI	47/20	41/34	88-54	+34	34-65/18-57	.523/.316	9-20/4-14	.450/.286	11-14/14-19	.786/.737	47/28 +19	18/7	11/15	11/2	6/4	12/15
#4/3 Kansas	46/40	30/36	84-90	(6)	33-62/26-56	.532/.464	5-23/8-17	.217/.471	13-22/30-47	.591/.638	31/42 (11)	15/13	16/15	6/1	10/5	33/20
Tennessee	42/36	35/48	77-84	(7)	26-62/23-56	.419/.411	7-22/8-19	.318/.421	18-23/30-34	.783/.882	36/37 (1)	15/12	11/8	4/3	2/3	26/19
FLORIDA	50/32	30/29	80-61	+19	30-58/21-53	.517/.396	12-20/6-19	.600/.316	8-14/13-20	.571/.650	37/28 +9	19/10	10/10	5/1	2/4	18/17
GEORGIA	42/24	40/24	82-48	+34	29-56/11-50	.518/.220	10-21/3-11	.476/.273	14-22/23-27	.636/.852	34/36 (2)	13/5	7/15	7/0	8/0	20/20
RV/20 South Carolina	42/27	47/35	89-62	+27	31-64/18-55	.484/.327	11-25/4-14	.440/.286	16-21/22-31	.762/.710	38/39 (1)	17/7	12/16	5/8	6/3	21/20

Note: Game totals are displayed in the format TEAM/OPPONENT for each category