

# FLORIDA™

## MEN'S BASKETBALL

Release Date: Feb. 5, 2016



Florida (15-7/6-3 SEC) vs. #20/19 Kentucky (16-6/6-3 SEC)

Rupp Arena | 23,000 | Lexington, Ky.

Game 23 | February 6, 2016 | 4 p.m.



### COACHES

Mike White

15-7 | 1st season at Florida

116-47 | 5th season overall

John Calipari

206-44 | 7th season at Kentucky

609-182 | 24th season overall

### BROADCAST INFORMATION

TV | CBS

Streaming | CBSsports.com

Play-by-Play: Spero Dedes

Analyst: Bill Raftery

Radio | Gator IMG Sports Network

Play-by-Play: Mick Hubert

Analyst: Bill Koss

### TICKET INFORMATION

Visit [ukathletics.com](http://ukathletics.com) for ticket information

### SOCIAL MEDIA

Facebook, Twitter & Instagram: @GatorsMBK

### NOTABLE NUMBERS

71

As a player in 1998, Mike White helped deliver Ole Miss its first win in Lexington in 71 years, handing UK its final loss before the Wildcats went on a run to the 1998 national title. White had 16 points and six assists in the game, which remains the Rebels' last win at Rupp.

18

It has been 18 years since an unranked Florida team defeated a ranked Kentucky team at Rupp Arena, winning behind 24 points each from Jason Williams and Kenyan Weaks in 1998. Florida's two most recent wins at Rupp vs. ranked Wildcats teams came when the Gators were #3 (2014) and #1 (2007) in the country.

21

Dorian Finney-Smith has hit a 3-pointer in 21 straight games, ranking in the top 10 longest 3-pointer streaks in UF history. He is one of eight Gators to post at least a 20-game streak, with Lee Humphrey and Anthony Roberson each having two such runs.

.796

Florida's free throw shooting continued its upward trend on Wednesday as UF shot 30-for-36 from the charity stripe, bringing the team's percentage over the past four games to .796 (80-for-101). UF was shooting .611 entering the Auburn game and has raised its season mark to .646 since then.

- Florida heads into Lexington to take on a ranked Kentucky team that sports a 12-0 home record. The Gators have won five of their past six games entering Saturday's contest.

- The Gators and Wildcats have traded 3-0 sweeps each of the past two seasons. UF produced an 18-0 SEC record and SEC Tournament title in 2014, and Kentucky replicated the feat in 2015.

- Saturday marks Mike White's first meeting with Kentucky as a head coach, but White had a memorable day in Rupp as a player, helping Ole Miss defeat the eventual 1998 national champions with a 16-point, 6-assist outing in one of the Rebels' two wins at Lexington in program history.

- The Gators' dominant 88-71 win vs. ninth-ranked West Virginia marked UF's first vs. a top-10 opponent since 2011. The win has powered by 12-for-20 3-point shooting, including 5-for-7 and 24 points from Dorian Finney-Smith.

- Florida's 95-63 win vs. Auburn marked UF's highest scoring total in an SEC game in four years (98 at Arkansas, Feb. 18, 2012). Dorian Finney-Smith led five Gators in double figures with a season-high 24 points, his second straight game scoring 20+ and earned SEC Player of the Week honors.

- Finney-Smith has double-doubles in five of the last eight games. He posted three straight double-doubles (at Texas A&M, at Ole Miss, vs. Mississippi State), joining Chandler Parsons, Marreese Speights, Al Horford, David Lee and Udonis Haslem as the only Florida players over the past 20 seasons to get three straight.

- Florida earned an 80-71 win in Oxford, handing Ole Miss its first loss in The Pavilion. KeVaughn Allen rolled up 27 points, shooting 9-for-11 from the floor and 6-for-7 from 3-point range. It was UF's best individual percentage (.857) from beyond the arc since Michael Frazier II hit an identical 6-for-7 at Auburn as a freshman on Feb. 16, 2013.

- Justin Leon was the Gators' surprise star of the win vs. LSU with a team-high nine rebounds and co-leading the team with 14 points. Leon also spent much of the game guarding Ben Simmons, drawing a pair of charges and helping harass him into eight second-half turnovers. Leon followed that up with a 16-point outing at Texas A&M.

- KeVaughn Allen's 32-point performance vs. Florida State marked the fifth-most points in a game by a Florida freshman and the most since Matt Walsh had 33 vs. Miami on Dec. 21, 2002.

- The Gators faced one of the toughest weeks in recent memory during in December, going back-to-back against two ranked teams in true road games, something the team had not done in consecutive games since 1998 and never did in non-conference regular season play under Billy Donovan.

- In UF's win vs. Richmond, John Egbunu (17 points, 14 rebounds) and Devin Robinson (12 points, 13 rebounds) were the first Gator teammates to put up double-doubles in the same game since Vernon Macklin and Alex Tyus did so vs. Jacksonville in 2010.

- The Gators hit six of their final eight shots against Saint Joseph's while limiting the Hawks to 2-for-11 shooting down the stretch. UF used a 21-4 run over the final 6:30 to erase a six-point deficit and claim the victory.

### NOVEMBER

5	Palm Beach Atlantic (Exh.)	SEC +	W	89-42
13	at Navy	CBSN	W	59-41
16	North Carolina A&T	SEC +	W	104-54
21	vs. Saint Joseph's	ESPN3	W	74-63
22	vs. #21/23 Purdue	ESPN2	L	70-85
25	Vermont	SEC	W	86-62
27	Florida Gulf Coast	SEC	W	70-50

### DECEMBER

1	Richmond	SEC	W	76-56
8	at #17/20 Miami	ESPN2	L	55-66
12	at #1 Michigan State	ESPN2	L	52-58
19	vs. Oklahoma State	FS1	W	72-70
22	Jacksonville	SEC +	W	89-65
29	Florida State	ESPN2	L	71-73

### JANUARY

2	Georgia	ESPNU	W	77-63
6	at Tennessee	ESPN2	L	69-83
9	LSU	CBS	W	68-62
12	at #15/14 Texas A&M	SEC	L	68-71
16	at Ole Miss	ESPN2	W	80-71
19	Mississippi State	ESPNU	W	81-78
23	Auburn	SEC	W	95-63
26	at Vanderbilt	ESPNU	L	59-60
30	#9 West Virginia	ESPN	W	88-71

### FEBRUARY

3	Arkansas	SEC	W	87-83
6	at #20/19 Kentucky	CBS		4 p.m.
9	Ole Miss	ESPNU		9 p.m.
13	Alabama	SEC		5:30 p.m.
16	at Georgia	ESPNU		9 p.m.
20	at South Carolina	SEC		12 p.m.
23	Vanderbilt	ESPN/U/SEC		7 p.m.
27	at LSU	ESPN/2		TBA

### MARCH

1	Kentucky	ESPN		7 p.m.
5	at Missouri	SEC		7:30 p.m.
9-13 SEC Tournament (Nashville)				

**FLORIDAGATORS.COM**

Contact: Denver Parler | [denverp@gators.ufl.edu](mailto:denverp@gators.ufl.edu) | 352-375-4683 ext. 6135

### FLORIDA PROBABLE STARTERS

#	Name	Pos.	Ht.	Wt.	Cl.	P/RPG
10	Dorian Finney-Smith	F	6-8	220	RSr.	15.1/8.2
15	John Egbunu	C	6-11	255	RSo.	10.7/6.3
0	Kasey Hill	G	6-1	180	Jr.	8.4/3.0a
4	KeVaughn Allen	G	6-2	183	Fr.	11.8/2.6
11	Chris Chiozza	G	6-0	175	So.	7.5/4.7a

### OPPONENT PROBABLE STARTERS

#	Name	Pos.	Ht.	Wt.	Cl.	P/RPG
22	Alex Poythress	F	6-8	230	Sr.	10.0/6.6
35	Derek Willis	F	6-9	220	Jr.	6.9/4.0
3	Tyler Ulis	G	5-9	160	So.	16.2/6.1a
13	Isaiah Briscoe	G	6-3	202	Fr.	10.3/5.4
23	Jamal Murray	G	6-4	207	Fr.	17.5/4.9

**0** **KASEY HILL**

Guard  
Junior  
Umatilla, Fla.  
6-1 | 180

Provides experience off the bench...Earned his third career game with 8+ assists and 1 or fewer turnovers vs. Oklahoma State, tied for second among Gators over the past 20 seasons.

Year	GP	GS	Min	Avg	FG	FGA	Pct	3FG	3A	Pct	FT	FTA	Pct	OR	DR	Tot	Avg	PF	FO	Ast	TO	Blk	Stl	Pts	Avg
2015-16	22	10	525	23.9	65	179	.363	9	33	.273	46	83	.554	11	48	59	2.7	49	2	66	42	9	30	185	8.4
TOTAL	87	50	2228	25.6	211	554	.381	22	97	.227	153	264	.580	33	166	199	2.3	182	5	315	164	22	99	597	6.9

**1** **DEVON WALKER**

Guard/Forward  
Junior (R)  
Winter Haven, Fla.  
6-6 | 203

Posted a career-best 15 points vs. NC A&T on 11/16...Versatile, intelligent and hard-working wing player who improved his strength and quickness while spending last season rehabbing a knee injury...Contributor on the 2014 SEC championship and Final Four team.

Year	GP	GS	Min	Avg	FG	FGA	Pct	3FG	3A	Pct	FT	FTA	Pct	OR	DR	Tot	Avg	PF	FO	Ast	TO	Blk	Stl	Pts	Avg
2015-16	18	4	227	12.6	13	54	.241	2	19	.105	12	24	.500	16	16	32	1.8	19	0	4	7	6	4	40	2.2
TOTAL	78	11	749	9.6	42	157	.268	22	89	.247	39	62	.629	33	59	92	1.2	59	0	25	30	23	19	145	1.9

**2** **BRANDONE FRANCIS-RAMIREZ**

Guard  
Freshman (R)  
La Romana, D.R.  
6-5 | 205

Made his first career start at Michigan State...Strong guard who provides great size on the perimeter...Had his first double-figure scoring game against North Carolina A&T.

Year	GP	GS	Min	Avg	FG	FGA	Pct	3FG	3A	Pct	FT	FTA	Pct	OR	DR	Tot	Avg	PF	FO	Ast	TO	Blk	Stl	Pts	Avg
2015-16	21	2	239	11.4	15	78	.192	8	44	.182	5	11	.455	4	16	20	1.0	21	0	12	7	0	9	43	2.0

**3** **DEVIN ROBINSON**

Forward  
Sophomore  
Chesterfield, Va.  
6-8 | 195

Had two double-doubles in the first three games of the season and has three total...Looks to build on a solid freshman campaign that landed him on the 2015 SEC All-Freshman Team...Robinson brings length to the wing and hopes to establish more consistency in his game this season.

Year	GP	GS	Min	Avg	FG	FGA	Pct	3FG	3A	Pct	FT	FTA	Pct	OR	DR	Tot	Avg	PF	FO	Ast	TO	Blk	Stl	Pts	Avg
2015-16	22	8	467	21.2	70	150	.467	18	62	.290	36	50	.720	43	85	128	5.8	44	0	7	17	11	8	194	8.8
TOTAL	55	25	1095	19.9	148	344	.430	39	144	.271	71	105	.676	70	150	220	4.0	101	2	30	48	24	25	406	7.4

**4** **KEVAUGHN ALLEN**

Guard  
Freshman  
Little Rock, Ark.  
6-2 | 183

Named SEC Freshman of the Week after scoring 19 vs. #9 West Virginia...Exploded for 32 points vs. Florida State, the 5th-most ever by a UF freshman and most since Matt Walsh had 33 vs. Miami on 12/21/02...Added a 27-point performance in Florida's win at Ole Miss, shooting 9-for-11 from the floor and 6-for-7 from 3-point range.

Year	GP	GS	Min	Avg	FG	FGA	Pct	3FG	3A	Pct	FT	FTA	Pct	OR	DR	Tot	Avg	PF	FO	Ast	TO	Blk	Stl	Pts	Avg
2015-16	22	20	558	25.4	84	195	.431	29	89	.326	63	72	.875	9	49	58	2.6	35	0	34	22	2	28	260	11.8

**10** **DORIAN FINNEY-SMITH**

Forward  
Senior (R)  
Portsmouth, Va.  
6-8 | 220

Named SEC Player of the Week Earned after a pair of 20-point outings vs. Auburn and MSU...Posted six double-doubles this season, including three in a row, first Gator to do so since Chandler Parsons...Has posted back-to-back 20-point games on three occasions this season.

Year	GP	GS	Min	Avg	FG	FGA	Pct	3FG	3A	Pct	FT	FTA	Pct	OR	DR	Tot	Avg	PF	FO	Ast	TO	Blk	Stl	Pts	Avg
2015-16	22	22	673	30.6	107	229	.467	47	113	.416	72	100	.720	52	128	180	8.2	45	0	50	49	15	20	333	15.1
TOTAL	87	48	2410	27.7	349	803	.435	135	361	.374	190	290	.655	219	382	601	6.9	199	6	170	164	55	68	1023	11.8
All*	120	78	3367	28.1	418	1011	.413	161	432	.373	235	367	.640	310	523	833	6.9	288	8	232	221	78	92	1232	10.3

**11** **CHRIS CHIOZZA**

Guard  
Sophomore  
Memphis, Tenn.  
6-0 | 175

The Gators' assists and assist-to-turnover ratio leader...Tallied 33 assists vs. four turnovers in his first seven games after moving into the starting lineup...An attacking point guard with the ability to distribute or score himself.

Year	GP	GS	Min	Avg	FG	FGA	Pct	3FG	3A	Pct	FT	FTA	Pct	OR	DR	Tot	Avg	PF	FO	Ast	TO	Blk	Stl	Pts	Avg
2015-16	22	14	531	24.1	55	150	.367	27	79	.342	28	36	.778	4	56	60	2.7	43	1	103	33	1	25	165	7.5
TOTAL	55	25	1283	23.3	99	263	.376	48	144	.333	49	80	.613	17	115	132	2.4	97	2	175	74	2	64	295	5.4

**13** **KEVARRIUS HAYES**

Forward  
Freshman  
Live Oak, Fla.  
6-9 | 210

Made his first career start in the win vs. Oklahoma State...Brings maximum effort to the court every day...A long and athletic shot-blocker and rebounder who moves extremely well.

Year	GP	GS	Min	Avg	FG	FGA	Pct	3FG	3A	Pct	FT	FTA	Pct	OR	DR	Tot	Avg	PF	FO	Ast	TO	Blk	Stl	Pts	Avg
2015-16	22	2	246	11.2	18	31	.581	0	0	.000	14	32	.438	31	30	61	2.8	41	0	3	15	13	10	50	2.3

**15** **JOHN EGBUNU**

Center  
Sophomore (R)  
Bauchi, Nigeria  
6-11 | 255

Had back-to-back double-doubles against Florida Gulf Coast and Richmond and added four blocks vs. FGCU...One of the team's best communicators on defense...A presence in the lane and a strong finisher around the basket.

Year	GP	GS	Min	Avg	FG	FGA	Pct	3FG	3A	Pct	FT	FTA	Pct	OR	DR	Tot	Avg	PF	FO	Ast	TO	Blk	Stl	Pts	Avg
2015-16	22	20	525	23.9	91	156	.583	0	0	.000	53	95	.558	61	78	139	6.3	76	4	9	42	34	11	235	10.7
All*	54	51	1318	24.4	169	307	.550	0	1	.000	113	205	.551	141	196	337	6.2	168	5	21	97	77	21	451	8.4

**24** **JUSTIN LEON**

Forward  
Junior  
Conway, Ark.  
6-8 | 196

Starred for the Gators with 14 points and nine rebounds against LSU and drawing two charges against Ben Simmons...Followed that up with a career-best 16-point outing at Texas A&M...Has a high motor and great athleticism... A JuCo All-American in 2015, averaging 21.5 points and 10.0 rebounds at Shawnee (Ill.) Community College.

Year	GP	GS	Min	Avg	FG	FGA	Pct	3FG	3A	Pct	FT	FTA	Pct	OR	DR	Tot	Avg	PF	FO	Ast	TO	Blk	Stl	Pts	Avg
2015-16	20	8	248	12.4	39	68	.574	16	34	.471	7	18	.389	18	36	54	2.7	27	0	2	14	2	7	101	5.1

**32** **SCHUYLER RIMMER**

Forward/Center  
Junior  
Orlando, Fla.  
6-10 | 245

Big man who provides the Gators with frontcourt depth...Missed five games due to a back injury, but returned to action in Florida's win vs. LSU...Has improved his athleticism in the weight room since coming to UF.

Year	GP	GS	Min	Avg	FG	FGA	Pct	3FG	3A	Pct	FT	FTA	Pct	OR	DR	Tot	Avg	PF	FO	Ast	TO	Blk	Stl	Pts	Avg
2015-16	15	0	115	7.7	11	24	.458	1	1	1.000	8	8	1.000	9	17	26	1.7	20	0	3	4	4	0	31	2.1
All*	31	0	190	6.1	14	33	.424	1	1	1.000	10	17	.588	11	26	37	1.2	31	0	3	9	5	0	39	1.3

NOTE: All\* line includes stats at previous school. TOTAL line is UF only.

	STARTING LINEUPS					STAT LEADERS				
	1	2	3	4	5	Points	Rebounds	Assists	Steals	Blocks
at Navy	Hill	Allen	Walker	Finney-Smith	Egbunu	13-Robinson	12-Finney-Smith	5-Hill	2-3 tied	2-Egbunu/Robinson
North Carolina A&T	Hill	Allen	Walker	Finney-Smith	Egbunu	15-Robinson/Walker	10-Finney-Smith	8-Hill	1-8 tied	2-Egbunu
vs. Saint Joseph's	Hill	Allen	Walker	Finney-Smith	Egbunu	13-Finney-Smith/Hill	10-Robinson	4-Chiozza	2-3 tied	1-Egbunu
vs. Purdue	Hill	Allen	Walker	Finney-Smith	Egbunu	19-Egbunu	8-Finney-Smith	4-Finney-Smith	2-Francis-Ramirez	1-Egbunu
Vermont	Hill	Allen	Robinson	Finney-Smith	Egbunu	20-Finney-Smith	8-Robinson	6-Finney-Smith	3-Finney-Smith	2-Hayes
Florida Gulf Coast	Hill	Allen	Robinson	Finney-Smith	Egbunu	23-Finney-Smith	11-Egbunu	3-Allen/Chiozza	3-Finney-Smith	4-Egbunu
Richmond	Hill	Allen	Robinson	Finney-Smith	Egbunu	17-Egbunu	14-Egbunu	7-Finney-Smith	2-Hayes	3-Finney-Smith
at Miami	Hill	Allen	Robinson	Finney-Smith	Egbunu	14-Egbunu	6-Finney-Smith/Robinson	3-Chiozza	1-5 tied	1-Hayes
at Michigan State	Chiozza	Francis-Ramirez	Robinson	Finney-Smith	Egbunu	13-Finney-Smith/Hill	9-Robinson	3-Chiozza/Finney-Smith	4-Hill	1-Egbunu/Finney-Smith
vs. Oklahoma State	Chiozza	Francis-Ramirez	Robinson	Finney-Smith	Hayes	16-Finney-Smith	9-Finney-Smith	8-Hill	4-Chiozza	3-Egbunu
Jacksonville	Chiozza	Allen	Robinson	Finney-Smith	Egbunu	15-Allen	7-Hayes	7-Chiozza	2-3 tied	3-Egbunu
Florida State	Chiozza	Allen	Robinson	Finney-Smith	Egbunu	32-Allen	7-3 tied	5-Chiozza	2-Chiozza	3-Hayes
Georgia	Chiozza	Allen	Leon	Finney-Smith	Egbunu	18-Allen	12-Egbunu	6-Chiozza	4-Hill	2-Egbunu
at Tennessee	Chiozza	Allen	Leon	Finney-Smith	Egbunu	18-Allen	11-Finney-Smith	5-Hill	3-Finney-Smith	2-Egbunu
LSU	Chiozza	Allen	Leon	Finney-Smith	Egbunu	14-Finney-Smith/Leon	9-Leon	8-Chiozza	3-Hill	1-Egbunu/Hill
at Texas A&M	Chiozza	Allen	Leon	Finney-Smith	Egbunu	17-Finney-Smith	12-Finney-Smith	8-Chiozza	1-Egbunu	2-Egbunu
at Ole Miss	Chiozza	Allen	Leon	Finney-Smith	Egbunu	27-Allen	10-Finney-Smith	9-Chiozza	2-Hill	3-Egbunu
Mississippi State	Chiozza	Allen	Leon	Finney-Smith	Egbunu	20-Finney-Smith	13-Finney-Smith	5-Chiozza	2-Allen	1-Egbunu/Hill
Auburn	Chiozza	Allen	Leon	Finney-Smith	Egbunu	24-Finney-Smith	9-Egbunu	8-Chiozza	2-3 tied	3-Egbunu
at Vanderbilt	Chiozza	Allen	Leon	Finney-Smith	Egbunu	16-Allen/Hill	14-Finney-Smith	3-Chiozza	2-Allen/Chiozza	1-3 tied
West Virginia	Chiozza	Hill	Allen	Finney-Smith	Egbunu	24-Finney-Smith	6-Rimmer	6-Chiozza	2-Allen/Chiozza	1-4 tied
Arkansas	Chiozza	Hill	Allen	Finney-Smith	Hayes	22-Finney-Smith	9-Finney-Smith	9-Chiozza	2-4 tied	2-Hill
at Kentucky										
Ole Miss										
Alabama										
at Georgia										
at South Carolina										
Vanderbilt										
at LSU										
Kentucky										
at Missouri										

	MISC. SCORING					NOTABLE
	UF-Opp.	Paint	Off T/O	2nd Ch.	Fastbreak	
at Navy	30-20	21-12	14-9	12-2	32-19	The Mike White Era opens with a win, led by Devin Robinson's first career double-double (13/10)
North Carolina A&T	40-30	29-16	19-8	14-4	50-15	UF had 8 players make a 3-pointer & hit 15 of 29 behind the arc...UF's first 100-point game in nearly 4 years.
vs. Saint Joseph's	28-30	19-12	11-7	8-4	28-26	The Gators came back from 6 down with 6:30 to play, ending the game with a 21-4 run from that point.
vs. Purdue	36-32	10-10	8-7	6-6	15-28	Purdue finished the game on a 24-12 run after UF was within 3 with 9:30 left...Purdue shot 11-26 from 3.
Vermont	32-22	21-10	16-2	10-6	24-27	UF enjoyed a 17-8 turnover margin in the game...The Gators opened the 2nd half on a 10-0 run.
Florida Gulf Coast	38-26	26-6	26-14	16-6	10-27	UF used a 13-0 run to take a 9-point lead early in the 2nd half...Egbunu recorded his 1st double-double at UF.
Richmond	34-24	14-14	23-6	6-2	21-13	3 Gators had 13+ rebounds & UF held a 57-36 edge on the glass...Egbunu & Robinson had double-doubles.
at Miami	32-22	11-10	9-11	2-6	10-3	Miami ended the 1st half on an 8-0 run...Gators closed within 5 just under the 10:00 mark but got no closer.
at Michigan State	24-20	12-8	9-11	11-7	17-19	Gators fought back from 8 down & took a 3-point 2nd-half lead...1st road game ever vs. non-conference #1.
vs. Oklahoma State	28-24	21-8	8-12	11-7	32-19	With the game tied at 51, the Gators went on a 9-0 run...Finney-Smith, Robinson & Chiozza all hit multiple 3s.
Jacksonville	48-22	16-12	18-2	12-2	28-16	After an underwhelming 1st half, UF went on a 16-0 run to take a 67-42 lead & put the game out of reach.
Florida State	38-24	16-15	6-8	12-6	15-21	Gators rallied from 13 down to tie the game with :23 left, but Dwayne Bacon's jumper with :04 won it for FSU.
Georgia	20-24	15-13	12-12	2-6	24-9	UF's 11-0 run built a 24-11 lead early & UGA never got closer than 4...Egbunu tallied a double-double (12/12).
at Tennessee	24-32	18-22	23-15	2-11	17-20	Florida trailed by as many as 30 in the second half, 64-34, before outscoring UT 35-19 the rest of the way.
LSU	32-30	15-5	14-11	8-6	12-8	The Gators offset a tough shooting night by committing only 6 turnovers & held LSU to 15% 3-point shooting
at Texas A&M	30-26	4-21	12-11	9-2	15-6	UF committed 16 turnovers, most since the season opener...Jones (26) & House (22) starred for Texas A&M
at Ole Miss	24-34	17-18	7-7	4-6	18-11	The Gators opened on an 8-0 run & jumped out to a 22-6 lead to start the game...UF shot 11/20 from 3.
Mississippi State	30-30	6-20	10-7	2-15	15-10	MSU ended the 1st half on a 13-1 run & led by 5...UF used a 24-5 2nd-half run to overcome an 11-point deficit.
Auburn	44-28	18-21	14-17	8-2	26-21	UF used an 18-0 run to jump to a 20-5 lead & went up by 25, 36-11, just over 10 minutes into the game.
at Vanderbilt	22-22	15-9	12-8	6-0	18-0	UF started 0/11 from 3-point range before finishing 7/11...Gators finished on a 13-6 run in the final minute.
West Virginia	28-28	21-14	9-14	2-8	22-32	Florida's first top-10 win since 2011...Gators won the turnover battle 18-14 & shot 12/20 from 3-point range.
Arkansas	34-28	23-22	7-14	4-4	25-11	The Gators led by 10 with 1:45 to go, enough to withstand 4 late Arkansas 3s...UF shot 30/36 from the FT line.
at Kentucky						
Ole Miss						
Alabama						
at Georgia						
at South Carolina						
Vanderbilt						
at LSU						
Kentucky						
at Missouri						
Total	698-578	368-298	287-213	167-118	474-361	
Average per game	31.7-26.3	16.7-13.5	13.0-9.7	7.6-5.4	21.5-16.4	

# MATCHUP

## SERIES HISTORY

- Kentucky leads the all-time series, 97-37, including 49-9 in Lexington. This marks Florida's first meeting with Kentucky under head coach Mike White.
- In each of the past two seasons, Florida and Kentucky have taken turns posting a 3-0 sweep against one another.
- As a player, Mike White helped Ole Miss win at Rupp Arena in 1998, posting 16 points and six assists in the Rebels' first win in Lexington since 1927. It remains the last Ole Miss win at Rupp and was the 1998 UK team's final loss before going on its national championship run.

## LAST MEETING

- Kentucky downed Florida, 64-49, in the SEC Tournament quarterfinals on March 13, 2015, in Nashville.
- The Gators shot just 2-for-11 from 3-point range, while Kentucky enjoyed a 19-3 scoring advantage from the free throw line, shooting 23 free throws compared to UF's five.
- Jon Horford led all players with 15 points, while Eli Carter chipped in 11 for Florida. Aaron Harison and Karl-Anthony Towns each scored 13 for UK, while Towns added 12 rebounds for the double-double.

## ABOUT THE OPPONENT

- Kentucky holds an undefeated 12-0 mark in Rupp Arena this season, but enters the game coming off two straight losses. UK is looking to avoid its first three-game skid under John Calipari.
- Freshman Jamal Murray paces the team with 17.5 points per game and is the most prolific shooter from 3-point range, hitting 58 treys on the season at a .365 clip.
- UK's engine is Tyler Ulis, the sophomore point guard who averages 16.2 points while also dishing 6.1 assists per game and getting to the free throw line with regularity, where he converts at a .876 rate.
- Freshman Isaiah Briscoe scores 10.3 per game, and senior Alex Poythress is averaging an even 10.0 points.

## UF LAST 10 VS. KENTUCKY (4-6)

Date	Location	Result	Score
March 4, 2012	H	L	59-74
March 10, 2012	SEC	L	71-74
Feb. 12, 2013	H	W	69-52
March 9, 2013	A	L	57-61
Feb. 15, 2014	A	W	69-59
March 8, 2014	H	W	84-65
March 16, 2014	SEC	W	61-60
Feb. 7, 2015	H	L	61-68
March 7, 2015	A	L	50-67
March 13, 2015	SEC	L	49-64

## UF VS. AP TOP 25 UNDER WHITE (1-4)

Date	Opponent	Result	Score
Nov. 22, 2015	vs. #21 Purdue	L	70-85
Dec. 8, 2015	at #17 Miami	L	55-66
Dec. 12, 2015	at #1 Michigan State	L	52-58
Jan. 12, 2016	at #15 Texas A&M	L	68-71
Jan. 30, 2016	#9 West Virginia	W	88-71

Category	UF	SEC Rank	Opp.	SEC Rank
Scoring Offense	75.0	10	78.1	3
Scoring Defense	65.8	2	68.3	6
Scoring Margin	+9.2	5	+9.9	3
Field Goal Pct.	.430	9	.472	2
Field Goal Pct. Def.	.392	4	.404	11
3-Pt. FG Pct.	.327	11	.320	13
3-Pt. FG Pct. Def.	.312	2	.331	6
3-Pt. FG Made	7.2	7	5.8	13
3-Pt. FG Allowed	6.0	3	5.5	2
Free Throw Pct.	.646	13	.673	8
Free Throws Made	15.7	8	15.6	t10
Rebounds	41.1	2	39.2	4
Opp. Rebounds	37.7	11	32.8	1 (51)
Offensive Rebounds	13.6	3	13.7	2
Defensive Rebounds	27.5	4	25.5	10
Rebounding Margin	+3.4	4	+6.5	2
Assists	13.3	9	13.7	7
Turnovers	11.8	3	12.4	t6
Opp. Turnovers	13.6	7	13.3	8
Turnover Margin	+1.9	4	+1.0	8
Assist/TO Ratio	1.1	6	1.1	8
Steals	6.9	6	6.3	8
Blocked Shots	4.5	9	5.7	1 (13)

*National rank in parentheses for categories that a team ranks No. 1 in the SEC.*

## OPPONENT'S LAST 5 GAMES

Date	Opponent	Result	Score
1/21	at Arkansas	W	80-66
1/23	Vanderbilt	W	76-57
1/27	Missouri	W	88-54
1/30	at Kansas	L	84-90
2/2	at Tennessee	L	77-84

## OPPONENT'S NEXT 5 GAMES

Date	Opponent
2/9	Georgia
2/13	at South Carolina
2/18	Tennessee
2/20	at Texas A&M
2/23	Alabama

## UF ROSTER

No.	Name	Pos.	Ht.	Wt.	Year	College
0	Kasey Hill	G	6-1	180	Jr.	2L Umatilla, Fla./Montverde Academy
1	DeVon Walker	G/F	6-6	203	Jr.-R	2L Winter Haven, Fla./Winter Haven
2	Brandone Francis-Ramirez	G	6-5	205	Fr.-R	SQ La Romana, D.R./Arlington Country Day
3	Devin Robinson	F	6-8	195	So.	1L Chesterfield, Va./Christchurch School
4	KeVaughn Allen	G	6-2	183	Fr.	HS Little Rock, Ark./North Little Rock
5	Alex Murphy	F	6-8	225	Sr.-R	1L Wakefield, R.I./Duke
10	Dorian Finney-Smith	F	6-8	220	Sr.-R	2L Portsmouth, Va./Virginia Tech
11	Chris Chiozza	G	6-0	175	So.	1L Memphis, Tenn./White Station
12	Zach Hodskins	G	6-4	203	So.	1L Alpharetta, Ga./Milton
13	Kevarrius Hayes	F	6-9	210	Fr.	HS Live Oak, Fla./Suwanee
14	Lexx Edwards	G	6-2	220	Sr.-R	2L Orlando, Fla./Jones
15	John Egbunu	C	6-11	255	So.-R	SQ Bauchi, Nigeria/USF
20	Jhonny Victor	G	6-4	178	Fr.-R	HS Orlando, Fla./Celebration
23	Keith Stone	F	6-8	233	Fr.	HS Deerfield Beach, Fla./Zion Lutheran
24	Justin Leon	F	6-8	200	Jr.	TR Conway, Ark./Shawnee (Ill.) CC
32	Schuyler Rimmer	F/C	6-10	245	Jr.	SQ Orlando, Fla./Stanford

**Head Coach:** Mike White (Ole Miss '99)

**Assistant Coaches:** Dusty May (Indiana '00), Jordan Mincy (Kent State '09), Darris Nichols (West Virginia '08)

**Head Athletic Trainer:** Dave Werner

**Strength & Conditioning Coordinator:** Preston Greene

**Director of Basketball Operations:** Kyle Church

**Video Coordinator:** Jonathan Blake

**Academic Counselor:** Tom Williams

*Note: Coach White has no personal preference between Mike or Michael.*

*We use Mike in our materials simply for consistency's sake, and either form is perfectly acceptable in broadcast or print.*

## PRONUNCIATION GUIDE

KeVaughn Allen	KAY-vawn
Chris Chiozza	chee-OH-zah
John Egbunu	egg-B00-noo
Brandone Francis-Ramirez	Brandon
Kevarrius Hayes	KEE-vahr-ee-us
Schuyler Rimmer	SKY-ler
Devin Robinson	DEV-in
DeVon Walker	duh-VAWN

# CHARTING THE GATORS

## ALL-TIME UF SCORING LIST

47.	Walter Hodge	2005-09	1,074
48.	Erik Murphy	2009-13	1,052
49.	Vernon Maxwell	1984-86	1,046
<b>50.</b>	<b>Dorian Finney-Smith</b>	<b>2013-present</b>	<b>1,023</b>
51.	Brooks Henderson	1962-65	1,001

## ALL-TIME AT FLORIDA

### Consecutive Games with a 3-Pointer

1.	Michael Frazier II	1/23/14-1/24/15	41
2.	Lee Humphrey	11/14/06-4/2/07	39
3.	Kenny Boynton	2/1/11-1/14/12	34
4.	Brett Nelson	12/2/00-12/2/01	33
5.	Craig Brown	1/24/93-1/18/94	29
6.	Anthony Roberson	11/27/04-3/18/05	28
7.	Anthony Roberson	12/22/03-11/23/04	24
8.	Matt Walsh	12/20/03-3/14/04	23
9.	Lee Humphrey	3/18/05-1/28/06	22
<b>10.</b>	<b>Dorian Finney-Smith</b>	<b>11/16/15-present</b>	<b>21</b>

### Most Points by a Freshman in a Game

1.	Vernon Delancy	1/24/81	38
2.	Vernon Delancy	12/18/80	37
3.	Ronnie Williams	12/27/80	36
4.	Matt Walsh	12/21/02	33
<b>5.</b>	<b>KeVaughn Allen</b>	<b>12/29/15</b>	<b>32</b>
6.	Reggie Hannah	12/13/77	31

### Most Players with a 3-Pointer in a Game

1.	Nov. 18, 2006 vs. Chattanooga	(tied for NCAA Record)	9
<b>2.</b>	<b>Nov. 16, 2015 vs. North Carolina A&amp;T</b>		<b>8</b>
	Feb. 24, 1999 vs. South Carolina		8
	Dec. 3, 1997 vs. Duquesne		8
5.	11x, last Jan. 2, 2008 vs. High Point		7

## ALL-TIME WINNING STREAKS

SEC Home	First Win	Last Win
20	Jan. 9, 2013	Jan. 15, 2014
13	March 1, 2006	Feb. 9, 2008
13	Feb. 4, 1967	Jan. 4, 1969
12	Jan. 22, 1986	Feb. 4, 1987
Current: 8	Feb. 18, 2015	

## PAST 20 YEARS (SINCE 1996-97)

### Games with 8+ Assists, 1 or Fewer Turnovers

1.	Eddie Shannon	1995-99	5
<b>2.</b>	<b>Chris Chiozza</b>	<b>2014-present</b>	<b>3</b>
	<b>Kasey Hill</b>	<b>2013-present</b>	<b>3</b>
	Nick Calathes	2007-09	3
5.	Taurean Green	2004-07	2
	Justin Hamilton	1999-2003	2

### Games with 20+ Points & 8+ Rebounds (Single Season)

1.	Udonis Haslem	2000-01	8
2.	Marreese Speights	2007-08	7
3.	Joakim Noah	2005-06	5
	Udonis Haslem	2001-02	5
<b>5.</b>	<b>Dorian Finney-Smith</b>	<b>2015-16</b>	<b>4</b>
	Greg Stolt	1996-97	4

### Starts by a Freshman

1.	Bradley Beal	2011-12	37
2.	Nick Calathes	2007-08	36
	Jai Lucas	2007-08	36
4.	Kenny Boynton	2009-10	33
	Matt Walsh	2002-03	33
6.	Corey Brewer	2004-05	32
7.	Udonis Haslem	1998-99	26
8.	Al Horford	2004-05	25
<b>9.</b>	<b>KeVaughn Allen</b>	<b>2015-16</b>	<b>20</b>
10.	Mike Miller	1998-99	19

# ODDS & ENDS

## 2015-16 INDIVIDUAL STAT LEADERS & SEC RANKINGS

Category	Player	Stat	Rank
Scoring	Finney-Smith	15.1	16
Rebounds	Finney-Smith	8.2	6
FG Pct.	Egbunu	.583	*
3-Pt. FG Pct.	Finney-Smith	.416	5
3-Pt. FG Made	Finney-Smith	2.1	14
FT Pct.	Allen	.875	3
Assists	Chiozza	4.7	6
Steals	Hill	1.4	†14
Blocked Shots	Egbunu	1.5	10
A/T/O Ratio	Chiozza	3.1	2
Minutes	Finney-Smith	30.6	12

\*not qualified for rankings

## GATORS' LAST GAME

- Florida downed Arkansas, 87-83, earning its fifth win in the past six games behind 22 points and nine rebounds from Dorian Finney-Smith.
- Chris Chiozza scored a career-high 17 points and dished eight assists vs. one turnover. John Egbunu (14), Kasey Hill (11) and KeVaughn Allen (10) all scored double figures for UF, as well.
- The Gators held a 10-point lead with 1:45 to play, but four Arkansas 3-pointers after that made Florida sweat it out. Allen's free throws with five seconds left gave UF the winning margin.
- The Gators knocked down 30 of 36 free throw attempts, the most free throws the team has made since hitting 32 in a 2010 game vs. Auburn. UF made its first 15 shots from the charity stripe in the game.
- Anthlon Bell rolled up 24 points, while Dusty Hannahs added 20 for the Razorbacks.

## 2015-16 INDIVIDUAL HONORS

### KeVaughn Allen

SEC Freshman of the Week (Feb. 1)  
Wayman Tisdale Award Midseason Watch List

### Dorian Finney-Smith

SEC Player of the Week (Jan. 25)  
Karl Malone Award Watch List  
Preseason All-SEC (2nd Team Media, 1st Team Coaches)  
Hall of Fame Tip-Off All-Tournament Team  
Orange Bowl Classic MVP

## 2016 SIGNEES

- Eric Hester (Oldsmar Christian/Oldsmar, Fla.):** Rated a four-star prospect by Rivals, a versatile and multi-positional player who brings great length and athleticism to the floor. The 6-foot-3, 175-pound Hester plays the game with energy and a motor.
- Dontay Bassett (Oldsmar Christian/Oldsmar, Fla.):** A 6-foot-8, 205-pound forward who is a skilled post player and a solid rebounder. Bassett brings plenty of upside to Gainesville, having started playing the game relatively recently.

# STANDINGS & POLLS

## 2015-16 SEC STANDINGS

	SEC	Overall
LSU	7-2 .778	14-8 .636
Texas A&M	7-2 .778	18-4 .818
<b>FLORIDA</b>	<b>6-3 .667</b>	<b>15-7 .682</b>
Kentucky	6-3 .667	16-6 .727
South Carolina	6-3 .667	19-3 .864
Georgia	5-4 .556	12-8 .600
Vanderbilt	5-4 .556	13-9 .591
Arkansas	4-5 .444	11-11 .500
Ole Miss	4-5 .444	14-8 .636
Tennessee	4-5 .444	11-11 .500
Alabama	3-6 .333	12-9 .571
Auburn	3-6 .333	9-12 .429
Mississippi State	2-7 .222	9-12 .429
Missouri	1-8 .111	8-14 .364

## AP TOP 25

1.	Oklahoma (45)
2.	North Carolina (20)
3.	Villanova
4.	Maryland
5.	Iowa
6.	Xavier
7.	Kansas
8.	*Texas A&M
9.	Virginia
10.	*Michigan State
11.	Providence
12.	SMU
13.	Iowa State
14.	*West Virginia
15.	Baylor
16.	Oregon
17.	*Miami
18.	*Purdue
19.	Louisville
20.	*Kentucky
21.	Wichita State
22.	Indiana
23.	Arizona
24.	Dayton
25.	*South Carolina

## COACHES TOP 25

1.	North Carolina (18)
2.	Oklahoma (14)
3.	Maryland
4.	Villanova
5.	Xavier
6.	Kansas
7.	Iowa
8.	*Texas A&M
9.	Virginia
10.	*Michigan State
11.	Providence
12.	*West Virginia
13.	Baylor
14.	Iowa State
15.	*Miami
16.	*Purdue
17.	Oregon
18.	Louisville
19.	*Kentucky
20.	Arizona
21.	Indiana
22.	Wichita State
23.	*South Carolina
24.	Dayton
25.	Saint Mary's

\*2015-16 Florida Opponent

## FLORIDA IN THE POLLS & RATINGS

Date	AP	Coaches	RPI	KenPom	Sagarin
Preseason	-	-	-	44	33
Nov. 16	-	-	-	38	32
Nov. 23	-	-	-	38	26
Nov. 30	-	RV	24*	30	22
Dec. 7	RV	RV	8	23	15
Dec. 14	RV	RV	5	23	20
Dec. 21	RV	RV	4	24	23
Dec. 28	RV	-	11	22	22
Jan. 4	-	-	18	21	25
Jan. 11	-	-	29	30	31
Jan. 18	-	-	18	27	29
Jan. 25	-	-	21	26	26
Feb. 2	RV	RV	23	22	22

\*First RPI released Dec. 1.



# HEAD COACH MIKE WHITE

## YEAR-BY-YEAR COACHING RECORD

Year	School	Overall	League	Postseason
2011-12	Louisiana Tech	18-16 .529	6-8 .429	
2012-13	Louisiana Tech	27-7 .794	16-2 .889	NIT 2nd Round (1-1)
2013-14	Louisiana Tech	29-8 .784	13-3 .813	NIT Quarterfinals (2-1)
2014-15	Louisiana Tech	27-9 .750	15-3 .833	NIT Quarterfinals (2-1)
2015-16	Florida	15-7 .682	6-3 .667	
<b>Overall</b>	<b>5th Year</b>	<b>116-47 .712</b>	<b>56-19 .747</b>	<b>3 postseasons (5-3)</b>
<b>At UF</b>	<b>1st Year</b>	<b>15-7 .682</b>	<b>6-3 .667</b>	

## WHITE'S WIN-LOSS BREAKDOWN

	2015-16/Florida	Overall
Overall	15-7	116-47
<b>vs. Conference</b>	<b>6-3</b>	<b>56-19</b>
vs. Conference Home	5-0	34-4
vs. Conference Away	1-3	22-15
<b>vs. Non-Conference (Reg. Season)</b>	<b>9-4</b>	<b>50-21</b>
vs. Non-Conference Home	6-1	31-2
vs. Non-Conference Away	1-2	11-16
vs. Non-Conference Neutral	2-1	8-3
<b>Postseason Play</b>	<b>0-0</b>	<b>10-7</b>
Conference Tournament	0-0	5-4
NCAA Tournament	0-0	0-0
NIT	0-0	5-3
vs. AP Top 25	1-4	1-5
vs. AP Top 15	1-2	1-3
vs. AP Top 10	1-1	1-2
vs. AP Top 5	0-1	0-1
vs. AP No. 1	0-1	0-1
Overtime	0-0	3-3
November	5-1	24-8
December	3-3	23-13
January	6-3	30-10
February	1-0	24-6
March	0-0	15-10
April	0-0	0-0
Sunday	0-1	6-4
Monday	1-0	8-2
Tuesday	3-4	11-6
Wednesday	2-1	11-7
Thursday	0-0	29-9
Friday	2-0	9-3
Saturday	7-1	42-16
Scoring 49 or fewer	0-0	0-1
Scoring 50-59	1-3	9-11
Scoring 60-69	1-2	18-21
Scoring 70-79	5-2	43-10
Scoring 80-89	6-0	30-4
Scoring 90-99	1-0	10-0
Scoring 100+	1-0	6-0
Allowing 49 or fewer	1-0	16-0
Allowing 50-59	3-1	28-1
Allowing 60-69	6-2	38-8
Allowing 70-79	4-2	28-23
Allowing 80-89	1-2	4-13
Allowing 90-99	0-0	2-2
Allowing 100+	0-0	0-0

The University of Florida hired Mike White as head men's basketball coach, director of athletics Jeremy Foley announced on Thursday, May 7, 2015.



White, the 2014-15 Conference USA Coach of the Year, comes to the Gators after leading Louisiana Tech to a 101-40 record (.716) over the past four seasons, including three straight conference championships. Born in Dunedin, Fla., White brings a wealth of SEC experience to the Gators, as a four-year starter at Ole Miss and later an assistant coach for seven seasons under two different head coaches on the Rebels' bench.

"I have an incredible amount of respect for the University of Florida, and I am so excited to be a Gator," White said. "Not only is Florida home for me, but the tradition and success that the Gators have built make this an incredible opportunity. I know about the great home court advantage in the O'Connell Center, which is a testament to the fans and the Rowdy Reptiles. There's an unbelievable commitment to excellence athletically and academically at UF, and it starts with the leadership of Dr. Fuchs and Jeremy Foley. I look forward to returning to the SEC where I have a lot of great memories, and I can't wait to create many more alongside The Gator Nation."

## CURRENT SEC COACHES - 1ST SEASON AT SCHOOL

School	Coach	Season	Overall	SEC
Alabama	Avery Johnson	2015-16	12-9	3-6
Arkansas	Mike Anderson	2011-12	18-14	6-10
Auburn	Bruce Pearl	2014-15	15-20	4-14
<b>Florida</b>	<b>Mike White</b>	<b>2015-16</b>	<b>15-7</b>	<b>6-3</b>
Georgia	Mark Fox	2009-10	14-17	5-11
Kentucky	John Calipari	2009-10	35-3	14-2
LSU	Johnny Jones	2012-13	19-12	9-9
Ole Miss	Andy Kennedy	2006-07	21-13	8-8
Mississippi State	Ben Howland	2015-16	9-12	2-7
Missouri	Kim Anderson	2014-15	9-20	3-15
South Carolina	Frank Martin	2012-13	14-18	4-14
Tennessee	Rick Barnes	2015-16	11-11	4-5
Texas A&M	Billy Kennedy	2011-12	14-18	4-14 (B12)
Vanderbilt	Kevin Stallings	1999-2000	19-11	8-8

*Other 2015-16 first-year coaches in italics.*

## FLORIDA 1ST-YEAR COACHES (SINCE 1950)

Coach	Season	Overall	SEC
Billy Donovan	1996-97	13-17	5-11
Lon Kruger	1990-91	11-17	7-11
Don DeVoe	1989-90	7-21	3-15
Norm Sloan	1980-81	12-16	5-13
John Lotz	1973-74	15-11	9-9
Tommy Bartlett	1966-67	21-4	14-4
Norm Sloan	1960-61	15-11	9-5
John Mauer	1951-52	15-9	7-7

# THE LAST TIME...

## INDIVIDUAL PERFORMANCES

**20 Points:** 22, Dorian Finney-Smith, vs. Arkansas, 2/3/16

**25 Points:** 27, KeVaughn Allen, at Ole Miss, 1/16/16

**30 Points:** 32, KeVaughn Allen, vs. Florida State, 12/29/15

**35 Points:** 37, Michael Frazier II, at South Carolina, 3/4/14

**40 Points:** 40, Eugene McDowell, vs. Biscayne, 12/21/82

**50 Points:** 54, Tony Miller, vs. Chicago State, 2/29/72

**10 Rebounds:** 14, Dorian Finney-Smith, at Vanderbilt, 1/26/16

**12 Rebounds:** 14, Dorian Finney-Smith, at Vanderbilt, 1/26/16

**15 Rebounds:** 15, Dorian Finney-Smith, at Arkansas, 1/11/14

**20 Rebounds:** 20, Andrew DeClercq, vs. Kentucky, 1/18/94

**25 Rebounds:** 25, Neal Walk, vs. Georgia, 3/1/69

**30 Rebounds:** 31, Neal Walk, vs. Alabama, 1/27/68

**10 Assists:** 10, Kasey Hill, at Texas A&M, 2/14/15

**12 Assists:** 13, Nick Calathes, at Georgia, 2/14/09

**15 Assists:** 17, Jason Williams, vs. Duquesne, 12/3/97

**Made 8 Field Goals:** 8-for-12, Dorian Finney-Smith, vs. Arkansas, 2/3/16

**Made 10 Field Goals:** 10-for-18, KeVaughn Allen, vs. Florida State, 12/29/15

**Made 12 Field Goals:** 12-for-21, Michael Frazier II, at South Carolina, 3/4/14

**Attempted 15 Field Goals:** 7-for-17, Kasey Hill, at Vanderbilt, 1/26/16

**Attempted 20 Field Goals:** 12-for-21, Michael Frazier II, at South Carolina, 3/4/14

**Attempted 25 Field Goals:** 9-for-26, Anthony Roberson, vs. Tennessee, 1/19/05

**Made 5 3-Pointers:** 5-for-7, Dorian Finney-Smith, vs. West Virginia, 1/30/16

**Made 6 3-Pointers:** 6-for-7, KeVaughn Allen, at Ole Miss, 1/16/16

**Made 7+ 3-Pointers:** 11-for-18, Michael Frazier II, at South Carolina, 3/4/14

**Attempted 10 3-Pointers:** 4-for-10, Eli Carter, at Texas A&M, 2/14/15

**Attempted 12 3-Pointers:** 11-for-18, Michael Frazier II, at South Carolina, 3/4/14

**Attempted 15 3-Pointers:** 11-for-18, Michael Frazier II, at South Carolina, 3/4/14

**Made 10 Free Throws:** 10-for-12, Kasey Hill, vs. North Carolina (neutral at Bahamas), 11/28/14

**Made 12 Free Throws:** 13-for-16, Scottie Wilbekin, vs. Missouri, 2/4/14

**Made 15 Free Throws:** 19-for-22, Joakim Noah, vs. Georgia, 3/1/06

**Attempted 10 Free Throws:** 8-for-12, John Egbunu, vs. Mississippi State, 1/19/16

**Attempted 15 Free Throws:** 8-for-16, Kasey Hill, vs. Georgia, 1/2/16

**Attempted 20 Free Throws:** 19-for-22, Joakim Noah, vs. Georgia, 3/1/06

**4 Blocks:** 4, John Egbunu, vs. FGCU, 11/27/15

**5 Blocks:** 5, Chris Walker, vs. Vanderbilt, 2/18/15

**6 Blocks:** 6, Patric Young, vs. Savannah St., 11/20/12

**7 Blocks:** 7, Al Horford, vs. Ole Miss, 2/16/05

**5 Steals:** 6, Michael Frazier II, at Vanderbilt, 2/3/15

**6 Steals:** 6, Michael Frazier II, at Vanderbilt, 2/3/15

**7 Steals:** 7, Dan Werner, vs. Georgia, 2/9/08

**Double-Double:** Dorian Finney-Smith, at Vanderbilt, 1/26/16, 12 points/14 rebounds

**Double-Double with Points/Assists:** Scottie Wilbekin, vs. Missouri, 1/19/13, 13 points/10 assists

**Triple-Double:** Nick Calathes, vs. Georgia, 1/28/09, 20 points/13 rebounds/10 assists

**2/3 Straight Double-Doubles:** Dorian Finney-Smith, at Texas A&M, 1/12/16, 17 points/12 rebounds; at Ole Miss, 1/16/16, 17 points/10 rebounds; vs. Mississippi State, 1/19/16, 20 points/13 rebounds

**4 Straight Double-Doubles:** David Lee, vs. Vanderbilt, 2/23/05, 13 points/14 rebounds; at South Carolina, 2/27/05, 13 points/14 rebounds; at Georgia, 3/2/05, 17 points/13 rebounds; vs. Kentucky, 3/6/05, 11 points/10 rebounds

**20 Points & 10 assists:** Erving Walker, vs. Georgia, 1/27/10, 21 points/10 assists

**20 Points & 10 Rebounds:** Dorian Finney-Smith, vs. Mississippi State, 1/19/16, 20 points/13 rebounds

**20 Points & 15 Rebounds:** Dorian Finney-Smith, at Arkansas, 1/11/14, 22 points/15 rebounds

**25 Points & 10 Rebounds:** Erik Murphy, vs. LSU (SEC Tournament), 3/15/13, 27 points/12 rebounds

**25 Points & 15 Rebounds:** Greg Stolt, vs. USF, 12/10/96, 33 points/15 rebounds

**30 Points & 10 Rebounds:** Joakim Noah, vs. Georgia, 3/1/06, 37 points/11 rebounds

**30 Points & 15 Rebounds:** Greg Stolt, vs. USF, 12/10/96, 33 points/15 rebounds

## TEAM PERFORMANCES

**85 Points:** 87, vs. Arkansas, 2/3/16

**90 Points:** 95, vs. Auburn, 1/23/16

**95 Points:** 95, vs. Auburn, 1/23/16

**100 Points:** 104, vs. North Carolina A&T, 11/16/15

**105 Points:** 107, vs. Jacksonville, 11/25/11

**110 Points:** 112, NCAA Tournament vs. Jackson State, 3/16/07

**120 Points:** 125, vs. FAMU, 12/10/00

**130 Points:** 131, vs. New Hampshire, 11/29/99

**50 Rebounds:** 57, vs. Richmond, 12/1/15

**55 Rebounds:** 57, vs. Richmond, 12/1/15

**60 Rebounds:** 62, NCAA Tournament vs. Jackson State, 3/16/07

**20 Offensive Rebounds:** 20, vs. North Carolina A&T, 11/16/15

**25 Offensive Rebounds:** 27, vs. Bethune-Cookman, 12/11/99

**Made 35 Field Goals:** 37-for-69, vs. North Carolina A&T, 11/16/15

**Made 40 Field Goals:** 42-for-73, vs. North Carolina A&T, 11/18/10

**Made 45 Field Goals:** 46-for-81, vs. New Hampshire, 11/29/99

**Attempted 65 Field Goals:** 23-for-70, at Vanderbilt, 1/26/16

**Attempted 70 Field Goals:** 23-for-70, at Vanderbilt, 1/26/16

**Attempted 75 Field Goals:** 39-for-76, vs. Jackson State, 11/11/11

**Attempted 80 Field Goals:** 39-for-83, vs. FAU, 11/27/00

**Made 10 3-Pointers:** 12-for-20, vs. West Virginia, 1/30/16

**Made 12 3-Pointers:** 12-for-20, vs. West Virginia, 1/30/16

**Made 15 3-Pointers:** 15-for-29, vs. North Carolina A&T, 11/16/15

**Made 18 3-Pointers:** 18-for-35, vs. Robert Morris, 12/30/96

**Attempted 25 3-Pointers:** 10-for-26, at Texas A&M, 1/12/16

**Attempted 30 3-Pointers:** 8-for-32, vs. Saint Joseph's (neutral at Uncasville, Conn.), 11/21/15

**Attempted 35 3-Pointers:** 14-for-35, vs. Stetson, 11/28/11

**Made 25 Free Throws:** 30-for-36, vs. Arkansas, 2/3/16

**Made 30 Free Throws:** 30-for-36, vs. Arkansas, 2/3/16

**Made 35 Free Throws:** 35-for-39, vs. Vanderbilt, 2/7/04

**Made 40 Free Throws:** 40-for-50, vs. Morehead State, 12/22/98

**Attempted 35 Free Throws:** 30-for-36, vs. Arkansas, 2/3/16

**Attempted 40 Free Throws:** 24-for-41, vs. Georgia, 1/2/16

**Attempted 45 Free Throws:** 33-for-45, vs. Florida State, 11/25/05

**Attempted 50 Free Throws:** 40-for-50, vs. Morehead State, 12/22/98

**20 Assists:** 20, vs. Auburn, 1/23/16

**25 Assists:** 25, at Auburn, 2/16/13

**30 Assists:** 32, vs. Northeastern, 12/22/03

**10 Steals:** 10, vs. Oklahoma State (neutral at Sunrise), 12/19/15

**15 Steals:** 17, vs. Wake Forest (neutral at Sunrise), 12/20/14

**20 Steals:** 22, vs. VMI, 12/28/99

**25 Steals:** 25, vs. Morehead State, 12/22/98

**Forced 20 Turnovers:** 24, vs. Wake Forest (neutral at Sunrise), 12/20/14

**Forced 25 Turnovers:** 25, vs. Toledo, 11/14/08

**Forced 30 Turnovers:** 30, vs. Georgia, 2/5/00

**Forced 35 Turnovers:** 35, vs. Florida A&M, 12/4/99

**6-8 Blocks:** 8, vs. Auburn, 1/26/16

**9-11 Blocks:** 11, vs. FGCU, 11/27/15

**12 Blocks:** 12, vs. FAMU, 12/17/06

**Had 5 Players with 10 Points:** 5 players, vs. Arkansas, 2/3/16; Dorian Finney-Smith (22), Chris Chiozza (17), John Egbunu (14), Kasey Hill (11), KeVaughn Allen (10)

**Had 6 Players with 10 Points:** 6 players, vs. North Carolina A&T, 11/16/15; Devin Robinson (15), DeVon Walker (15), Dorian Finney-Smith (14), John Egbunu (13), Chris Chiozza (11), Brandone Francis-Ramirez (10)

**Had 7/8 Players with 10 Points:** 8 players, vs. North Carolina A&T, 11/18/10; Kenny Boynton (16), Chandler Parsons (16), Casey Prather (12), Erik Murphy (11), Erving Walker (11), Scottie Wilbekin (11), Patric Young (11), Vernon Macklin (10)

**Had 2 Players with 20 Points:** vs. Jacksonville, 12/14/14; Dorian Finney-Smith (25), Michael Frazier II (22)

**Had 3 Players with 20 Points:** at Arkansas, 2/18/12; Erving Walker (31), Kenny Boynton (25), Bradley Beal (21)

**Had 2 Players with 25 Points:** at Arkansas, 2/18/12; Erving Walker (31), Kenny Boynton (25)

**Had 6 Players Make a 3-Pointer:** 6, vs. Saint Joseph's (neutral at Uncasville, Conn.), 11/21/15

**Had 7 Players Make a 3-Pointer:** 8, vs. North Carolina A&T, 11/16/15

**Had 8 Players Make a 3-Pointer:** 8, vs. North Carolina A&T, 11/16/15

**Had 9 Players Make a 3-Pointer:** 9, vs. Chattanooga, 11/18/06 (tied for NCAA record)

**Had 2/3 Players with 10 Rebounds:** vs. Richmond, 12/1/15; John Egbunu (14), Dorian Finney-Smith (13), Devin Robinson (13)

**Had 2 Players with a Double-Double:** vs. Richmond, 12/1/15; John Egbunu (17 points, 14 rebounds), Devin Robinson (12 points, 13 rebounds)

**Had 3 Players with a Double-Double:** vs. Jacksonville, 12/18/05; Corey Brewer (15 points, 13 assists & 10 rebounds), Joakim Noah (21 points, 10 rebounds), Al Horford (20 points, 11 rebounds)

**Overcame a 10-Point Deficit:** 1/19/15, vs. Mississippi State; Trailed 56-45 at 16:06 in 2nd half & won 81-78

**Lost a 10-Point Lead:** 1/24/15, at Ole Miss; Led 20-9 at 11:02 in 1st half, lost 72-71

**Made a Game-Winner:** 2/18/15, vs. Vanderbilt, Devin Robinson dunk with 2.1 seconds left to put UF ahead, 48-47 (Chiozza FTs sealed 50-47 win)

**Made a Buzzer-Beater:** 1/23/10, vs. South Carolina, Chandler Parsons 3-Pointer at the buzzer to win, 56-55

**Lost on a Game-Winner:** 12/29/15, vs. Florida State, Dwayne Bacon jumper with :04 left to defeat UF, 73-71



# HEAD SHOT ROSTER



**#0 KASEY HILL**  
G | Jr. | 6-1 | 180 | Umatilla, Fla.



**#1 DEVON WALKER**  
G/F | Jr. | 6-6 | 203 | Winter Haven, Fla.




**#2 BRANDONE FRANCIS-RAMIREZ**  
G | Fr. | 6-5 | 205 | La Romana, D.R.



**#3 DEVIN ROBINSON**  
F | So. | 6-8 | 195 | Chesterfield, Va.



**#4 KEVAUGHN ALLEN**  
G | Fr. | 6-2 | 183 | Little Rock, Ark.



**#5 ALEX MURPHY**  
F | Sr. | 6-8 | 225 | Wakefield, R.I.



**#10 DORIAN FINNEY-SMITH**  
F | Sr. | 6-8 | 220 | Portsmouth, Va.




**#11 CHRIS CHIOZZA**  
G | So. | 6-0 | 175 | Memphis, Tenn.




**#12 ZACH HODSKINS**  
G | So. | 6-4 | 203 | Alpharetta, Ga.




**#13 KEVARRIUS HAYES**  
F | Fr. | 6-9 | 210 | Live Oak, Fla.



**#14 LEXX EDWARDS**  
G | Sr. | 6-2 | 220 | Orlando, Fla.



**#15 JOHN EGBUNU**  
C | So. | 6-11 | 255 | Bauchi, Nigeria




**#20 JHONNY VICTOR**  
G | Fr. | 6-4 | 178 | Orlando, Fla.



**#23 KEITH STONE**  
F | Fr. | 6-8 | 233 | Deerfield Beach, Fla.



**#24 JUSTIN LEON**  
F | Jr. | 6-8 | 196 | Conway, Ark.



**#32 SCHUYLER RIMMER**  
F/C | Jr. | 6-10 | 245 | Orlando, Fla.




**MIKE WHITE**  
Head Coach



**DUSTY MAY**  
Assistant Coach



**JORDAN MINCY**  
Assistant Coach



**DARRIS NICHOLS**  
Assistant Coach



# #4 KEVAUGHN ALLEN

FRESHMAN | G | 6-2 | 183 | LITTLE ROCK, ARK. | NORTH LITTLE ROCK



## Overview

- Rated a four-star prospect by ESPN and Rivals, Allen averaged 25.2 points 6.2 rebounds, 4.7 assists and 3.1 steals per game as a senior.
- The Gatorade Arkansas Boys Basketball Player of the Year as a junior and senior and earned MVP of the 2013 state championship game as a sophomore.
- ESPN.com bottom line: "Allen is a big time scorer that has all the offensive weapons to get his team a basket when needed at end of clock and game situations."

## 2015-16 Highlights

- Named SEC Freshman of the Week on Feb. 1 after his 19-point performance in helping Florida knock off ninth-ranked West Virginia.
- Exploded for a career-high 32 points in the loss to Florida State, marking the fifth-most points in a game by a Florida freshman all-time and the most

since Matt Walsh had 33 vs. Miami (12/21/02).

- Followed that up with another stellar performance, leading the team with 18 points in the SEC-opening win vs. Georgia.
- His 27-point outing at Ole Miss included a 6-for-7 shooting from beyond the arc, the .857 percentage marking the best 3-point percentage by a Gator with 6+ makes since Michael Frazier also went 6-for-7 at Auburn on Feb. 16, 2013.
- Had back-to-back double-figure games for the first time with 11 points vs. Oklahoma State and 15 vs. Jacksonville.
- Tallied his first career double-figure scoring game with 12 points in Florida's loss to Purdue.
- Started his collegiate debut and scored the Gators' first basket of the season, just three seconds into the win at Navy.

Season	gp-gs	min/avg	Total		3-Point		F-Throws		Rebounds				Scoring							
			fg-fga	pct	fg-fga	pct	ft-fla	pct	off	def	tot	avg	pf	fo	ast	to	blk	stl	pts	avg
2015-16	22-20	558/25.4	84-195	.431	29-89	.326	63-72	.875	9	49	58	2.6	35	0	34	22	2	28	260	11.8
TOTAL	22-20	558/25.4	84-195	.431	29-89	.326	63-72	.875	9	49	58	2.6	35	0	34	22	2	28	260	11.8

## Allen Game Highs

<b>Points</b>	32, vs. Florida State (12/29/15)
<b>Rebounds</b>	6, at Ole Miss (1/16/16)
<b>Field Goals</b>	10, vs. Florida State (12/29/15)
<b>Field Goal Attempts</b>	18, vs. Florida State (12/29/15)
<b>3-Point Field Goals</b>	6, at Ole Miss (1/16/16)
<b>3-Point FG Attempts</b>	7, 3x, last vs. Miss. State (1/19/16)
<b>Free Throws</b>	9, 2x, last vs. West Va. (1/30/16)
<b>Free Throw Attempts</b>	9, 2x, last vs. West Va. (1/30/16)
<b>Assists</b>	4, vs. West Virginia (1/30/16)
<b>Steals</b>	2, 10x, last vs. Arkansas (2/3/16)
<b>Blocked Shots</b>	1, 2x, last vs. FGCU (11/27/15)
<b>Minutes Played</b>	35, 3x, last vs. West Va. (1/30/16)

Opponent	Date	gs	min	Total		3-Pointers		Free throws		Rebounds				pf	a	t/o	blk	stl	pts	avg	
				fg-fga	pct	3fg-fga	pct	ft-fla	pct	off	def	tot	avg								
at Navy	11/13/15	*	21	3-7	.429	0-3	.000	3-5	.600	0	0	0	0.0	1	0	3	0	1	9	9.0	
NORTH CAROLINA A&T	11/16/15	*	17	1-5	.200	1-3	.333	2-2	1.000	1	2	3	1.5	2	3	3	1	1	5	7.0	
vs Saint Joseph's	11/21/15	*	23	3-12	.250	1-6	.167	2-2	1.000	0	4	4	2.3	1	1	0	0	2	9	7.7	
vs Purdue	11/22/15	*	18	5-9	.556	1-3	.333	1-2	.500	0	1	1	2.0	2	1	0	0	0	12	8.8	
VERMONT	11/25/15	*	18	0-5	.000	0-1	.000	0-0	.000	0	1	1	1.8	2	0	0	0	0	0	7.0	
FLORIDA GULF COAST	11/27/15	*	27	3-12	.250	1-6	.167	0-0	.000	0	2	2	1.8	0	3	0	1	2	7	7.0	
RICHMOND	12/1/15	*	21	4-8	.500	2-4	.500	0-0	.000	0	1	1	1.7	2	2	0	0	1	10	7.4	
at Miami	12/8/15	*	21	2-7	.286	0-1	.000	0-0	.000	0	2	2	1.8	1	0	0	0	0	4	7.0	
at Michigan State	12/12/15	9	0-2	.000	0-1	.000	0-0	.000	0	1	1	1.7	1	0	0	0	2	0	6.2		
vs Oklahoma State	12/19/15	22	4-6	.667	1-3	.333	2-2	1.000	0	2	2	1.7	1	1	2	0	2	11	6.7		
JACKSONVILLE	12/22/15	*	25	5-10	.500	0-4	.000	5-6	.833	0	5	5	2.0	4	3	0	0	2	15	7.5	
FLORIDA STATE	12/29/15	*	35	10-18	.556	3-7	.429	9-9	1.000	1	1	2	2.0	1	2	0	0	1	32	9.5	
GEORGIA	1/2/16	*	31	5-11	.455	3-6	.500	5-6	.833	0	2	2	2.0	4	1	2	0	1	18	10.2	
at Tennessee	1/6/16	*	27	5-11	.455	1-5	.200	7-8	.875	2	3	5	2.2	2	3	3	0	1	18	10.7	
LSU	1/9/16	*	32	4-14	.286	0-4	.000	0-0	.000	0	4	4	2.3	1	1	0	0	1	8	10.5	
at Texas A&M	1/12/16	*	18	0-4	.000	0-3	.000	0-0	.000	2	1	3	2.4	2	3	2	0	0	0	9.9	
at Ole Miss	1/16/16	*	35	9-11	.818	6-7	.857	3-4	.750	1	5	6	2.6	1	2	4	0	1	27	10.9	
MISSISSIPPI STATE	1/19/16	*	34	6-12	.500	3-7	.429	4-4	1.000	0	5	5	2.7	2	0	1	0	2	19	11.3	
AUBURN	1/23/16	*	31	3-5	.600	1-3	.333	4-6	.667	0	3	3	2.7	0	3	0	0	2	11	11.3	
at Vanderbilt	1/26/16	*	30	6-12	.500	3-4	.750	1-1	1.000	1	1	2	2.7	2	0	0	0	2	16	11.6	
WEST VIRGINIA	1/30/16	*	35	4-8	.500	2-5	.400	9-9	1.000	1	1	2	2.7	2	4	2	0	2	19	11.9	
ARKANSAS	2/3/16	*	28	2-6	.333	0-3	.000	6-6	1.000	0	2	2	2.6	1	1	0	0	2	10	11.8	
Totals			20	558	84-195	.431	29-89	.326	63-72	.875	9	49	58	2.6	35	34	22	2	28	260	11.8

Games played: 22  
 Minutes/game: 25.4  
 Points/game: 11.8  
 FG Pct: 43.1  
 3FG Pct: 32.6  
 FT Pct: 87.5

Rebounds/game: 2.6  
 Assists/game: 1.5  
 Turnovers/game: 1.0  
 Assist/turnover ratio: 1.5  
 Steals/game: 1.3  
 Blocks/game: 0.1

# #11 CHRIS CHIOZZA

SOPHOMORE | G | 6-0 | 175 | MEMPHIS, TENN. | WHITE STATION



## Overview

- An immediate contributor who stepped right into the Gators' rotation during his freshman season and should continue having a large role.
- Chiozza is an attacking point guard with the ability to distribute or score himself.

## 2015-16 Highlights

- Scored 11 of Florida's first 13 points of the second half at Michigan State, and assisted on the one basket by someone else.
- Notched his first career four-point play in the win vs. North Carolina A&T.
- Scored seven straight Florida points in one spurt during the season-opening win at Navy.
- Noted by head coach Mike White as one of the best shooters during Florida's offseason workouts.

Season	gp-gs	min/avg	Total		3-Point		F-Throws		Rebounds				Scoring							
			fg-fga	pct	fg-fga	pct	ft-fa	pct	off	def	tot	avg	pf	fo	ast	to	blk	stl	pts	avg
2014-15	33-11	752/22.8	44-113	.389	21-65	.323	21-44	.477	13	59	72	2.2	54	1	72	41	1	39	130	3.9
2015-16	22-14	531/24.1	55-150	.367	27-79	.342	28-36	.778	4	56	60	2.7	43	1	103	33	1	25	165	7.5
<b>TOTAL</b>	<b>55-25</b>	<b>1283/23.3</b>	<b>99-263</b>	<b>.376</b>	<b>48-144</b>	<b>.333</b>	<b>49-80</b>	<b>.613</b>	<b>17</b>	<b>115</b>	<b>132</b>	<b>2.4</b>	<b>97</b>	<b>2</b>	<b>175</b>	<b>74</b>	<b>2</b>	<b>64</b>	<b>295</b>	<b>5.4</b>

Opponent	Date	gs	min	Total		3-Pointers		Free throws		Rebounds				pf	a	t/o	blk	stl	pts	avg	
				fg-fga	pct	3fg-fga	pct	ft-fa	pct	off	def	tot	avg								
at Navy	11/13/15		16	3-4	.750	1-2	.500	0-0	.000	0	0	0	0.0	1	1	0	0	2	7	7.0	
NORTH CAROLINA A&T	11/16/15		18	3-4	.750	3-4	.750	2-3	.667	0	4	4	2.0	4	5	1	0	1	11	9.0	
vs Saint Joseph's	11/21/15		22	2-5	.400	1-2	.500	2-3	.667	1	1	2	2.0	1	4	2	0	0	7	8.3	
vs Purdue	11/22/15		19	3-5	.600	2-4	.500	0-0	.000	1	2	3	2.3	3	1	1	0	1	8	8.3	
VERMONT	11/25/15		20	1-4	.250	0-2	.000	0-0	.000	0	4	4	2.6	0	1	0	0	1	2	7.0	
FLORIDA GULF COAST	11/27/15		20	0-4	.000	0-2	.000	0-0	.000	0	2	2	2.5	0	3	1	0	1	0	5.8	
RICHMOND	12/1/15		19	2-4	.500	2-3	.667	0-0	.000	0	3	3	2.6	2	5	2	1	1	6	5.9	
at Miami	12/8/15		20	1-4	.250	0-2	.000	0-0	.000	0	2	2	2.5	5	3	2	0	1	2	5.4	
at Michigan State	12/12/15	*	26	4-9	.444	3-5	.600	0-0	.000	0	2	2	2.4	0	3	0	0	2	11	6.0	
vs Oklahoma State	12/19/15	*	23	4-12	.333	2-7	.286	1-1	1.000	0	2	2	2.4	3	0	0	0	4	11	6.5	
JACKSONVILLE	12/22/15	*	22	1-4	.250	1-2	.500	4-4	1.000	0	5	5	2.6	0	7	0	0	0	7	6.5	
FLORIDA STATE	12/29/15	*	25	2-7	.286	0-3	.000	0-0	.000	0	2	2	2.6	2	5	1	0	2	4	6.3	
GEORGIA	1/2/16	*	27	3-8	.375	2-4	.500	3-4	.750	0	6	6	2.8	1	6	1	0	0	11	6.7	
at Tennessee	1/6/16	*	21	1-5	.200	1-3	.333	0-0	.000	0	0	0	2.6	4	4	2	0	0	3	6.4	
LSU	1/9/16	*	32	2-10	.200	0-4	.000	3-6	.500	1	4	5	2.8	1	8	0	0	0	7	6.5	
at Texas A&M	1/12/16	*	33	5-11	.455	2-6	.333	0-0	.000	0	4	4	2.9	2	8	3	0	0	12	6.8	
at Ole Miss	1/16/16	*	23	0-5	.000	0-2	.000	2-2	1.000	0	1	1	2.8	3	9	1	0	1	2	6.5	
MISSISSIPPI STATE	1/19/16	*	21	1-4	.250	1-4	.250	0-0	.000	0	1	1	2.7	0	5	3	0	0	3	6.3	
AUBURN	1/23/16	*	25	5-10	.500	2-6	.333	2-2	1.000	0	3	3	2.7	2	8	3	0	2	14	6.7	
at Vanderbilt	1/26/16	*	31	4-11	.364	1-3	.333	1-1	1.000	1	3	4	2.8	2	3	3	0	2	10	6.9	
WEST VIRGINIA	1/30/16	*	32	4-8	.500	2-3	.667	0-0	.000	0	3	3	2.8	3	6	6	0	2	10	7.0	
ARKANSAS	2/3/16	*	36	4-12	.333	1-6	.167	8-10	.800	0	2	2	2.7	4	8	1	0	2	17	7.5	
<b>Totals</b>			<b>14</b>	<b>531</b>	<b>55-150</b>	<b>.367</b>	<b>27-79</b>	<b>.342</b>	<b>28-36</b>	<b>.778</b>	<b>4</b>	<b>56</b>	<b>60</b>	<b>2.7</b>	<b>43</b>	<b>103</b>	<b>33</b>	<b>1</b>	<b>25</b>	<b>165</b>	<b>7.5</b>

Games played: 22  
 Minutes/game: 24.1  
 Points/game: 7.5  
 FG Pct: 36.7  
 3FG Pct: 34.2  
 FT Pct: 77.8

Rebounds/game: 2.7  
 Assists/game: 4.7  
 Turnovers/game: 1.5  
 Assist/turnover ratio: 3.1  
 Steals/game: 1.1  
 Blocks/game: 0.0

## Chiozza vs. Kentucky (2.0 ppg, 2.3 rpg)


	Date	GS	Min	FG	FGA	Pct	3FG	FGA	Pct	FT	FTA	Pct	Off	Def	Tot	PF	A	TO	Blk	Stl	Pts
KENTUCKY	2/7/15		26	3	5	.600	0	2	.000	0	0	.000	0	4	4	2	1	0	0	3	6
at Kentucky	3/7/15	*	20	0	2	.000	0	1	.000	0	0	.000	0	0	0	0	3	2	0	0	0
vs Kentucky	3/13/15	*	24	0	2	.000	0	0	.000	0	0	.000	0	3	3	1	2	2	0	0	0
<b>Totals</b>	<b>3 Games</b>	<b>2</b>	<b>70</b>	<b>3</b>	<b>9</b>	<b>.333</b>	<b>0</b>	<b>3</b>	<b>.000</b>	<b>0</b>	<b>0</b>	<b>.000</b>	<b>0</b>	<b>7</b>	<b>7</b>	<b>3</b>	<b>6</b>	<b>4</b>	<b>0</b>	<b>3</b>	<b>6</b>

## Chiozza Game Highs

<b>Points</b>	2015-16/Career	17, vs. Arkansas (2/3/16)
<b>Rebounds</b>	2015-16	6, vs. Georgia (1/2/16)
	Career	6, 3x, last vs. Georgia (1/2/16)
<b>Field Goals</b>	2015-16/Career	5, 2x, last vs. Auburn (1/23/16)
<b>Field Goal Attempts</b>	2015-16/Career	12, 2x, last vs. Arkansas (2/3/16)
<b>3-Point Field Goals</b>	2015-16	3, 2x, last at Mich. St. (12/12/15)
	Career	3, 3x, last at Mich. St. (12/12/15)
<b>3-Point FG Attempts</b>	2015-16/Career	7, vs. Oklahoma State (12/19/15)
<b>Free Throws</b>	2015-16/Career	8, vs. Arkansas (2/3/16)
<b>Free Throw Attempts</b>	2015-16	10, vs. Arkansas (2/3/16)
	Career	12 vs. Texas A&M (3/3/15)
<b>Assists</b>	2015-16/Career	9, at Ole Miss (1/16/16)
<b>Steals</b>	2015-16	4, vs. Oklahoma State (12/19/15)
	Career	6, vs. UAB (11/27/14)
<b>Blocked Shots</b>	2015-16	1, vs. Richmond (12/1/15)
	Career	1, 2x, last vs. Richmond (12/1/15)
<b>Minutes Played</b>	2015-16	36, vs. Arkansas (2/3/16)
	Career	37, vs. ULM (11/21/14)

# #15 JOHN EGBUNU

SOPHOMORE (R) | C | 6-11 | 255 | BAUCHI, NIGERIA | USF



## Overview

- Transferred to UF in Summer 2014, following one season at USF, and sat out the 2014-15 season per NCAA transfer regulations.
- An immediate contributor at USF, where he started 31 games and earned a spot on the AAC All-Rookie Team.
- Runs the floor very well for a player his size and is a great defensive communicator.

## 2015-16 Highlights

- After a 1-for-6 start from the free throw line vs. LSU, hit all four of his free throw attempts in the final minutes to help seal Florida's win. Adding in a nice jump hook, Egbunu scored six of UF's last seven points in the game.

- Against Richmond, Egbunu (17 points, 14 rebounds) and Devin Robinson (12 points, 13 rebounds) were the first Gator teammates to put up double-doubles in the same game since Vernon Macklin and Alex Tyus did so vs. Jacksonville in 2010.
- Recorded his first double-double as a Gator (third total) with 17 points and 11 rebounds vs. Florida Gulf Coast.
- Set a Florida best with 19 points vs. Purdue in a game where he battled down low with a pair of 7-footers.
- Scored his first points as a Gator on a thunderous two-handed slam dunk.
- Florida's starting center had a solid offseason and has a chance to be one of the top big men in the SEC.

Season	gp-gs	min/avg	Total		3-Point		F-Throws		Rebounds				Scoring							
			fg-fga	pct	fg-fga	pct	ft-fa	pct	off	def	tot	avg	pf	fo	ast	to	blk	stl	pts	avg
2013-14*	32-31	793/24.8	78-151	.517	0-1	.000	60-110	.545	80	118	198	6.2	92	1	12	55	43	10	216	6.8
2015-16	22-20	525/23.9	91-156	.583	0-0	.000	53-95	.558	61	78	139	6.3	76	4	9	42	34	11	235	10.7
TOTAL	22-20	525/23.9	91-156	.583	0-0	.000	53-95	.558	61	78	139	6.3	76	4	9	42	34	11	235	10.7
All*	54-51	1318/24.4	169-307	.550	0-1	.000	113-205	.551	141	196	337	6.2	168	5	21	97	77	21	451	8.4

Opponent	Date	gs	min	Total		3-Pointers		Free throws		Rebounds				pf	a	l/o	blk	stl	pts	avg	
				fg-fga	pct	3fg-fga	pct	ft-fa	pct	off	def	tot	avg								
at Navy	11/13/15	*	20	2-2	1.000	0-0	.000	0-1	.000	3	5	8	8.0	3	0	3	2	2	4	4.0	
NORTH CAROLINA A&T	11/16/15	*	23	6-7	.857	0-0	.000	1-2	.500	3	2	5	6.5	4	0	2	2	1	13	8.5	
vs Saint Joseph's	11/21/15	*	16	2-3	.667	0-0	.000	2-2	1.000	2	4	6	6.3	3	0	1	1	0	6	7.7	
vs Purdue	11/22/15	*	29	7-14	.500	0-0	.000	5-6	.833	2	5	7	6.5	2	0	2	1	1	19	10.5	
VERMONT	11/25/15	*	20	4-6	.667	0-0	.000	5-6	.833	3	4	7	6.6	3	0	4	0	0	13	11.0	
FLORIDA GULF COAST	11/27/15	*	26	7-14	.500	0-0	.000	3-4	.750	5	6	11	7.3	3	1	0	4	1	17	12.0	
RICHMOND	12/1/15	*	26	7-9	.778	0-0	.000	3-5	.600	5	9	14	8.3	3	0	3	0	0	17	12.7	
at Miami	12/8/15	*	30	5-10	.500	0-0	.000	4-4	1.000	2	3	5	7.9	4	0	2	0	1	14	12.9	
at Michigan State	12/12/15	*	7	0-3	.000	0-0	.000	0-0	.000	2	0	2	7.2	5	0	0	1	0	0	11.4	
vs Oklahoma State	12/19/15		31	4-8	.500	0-0	.000	2-9	.222	1	2	3	6.8	4	1	0	3	0	10	11.3	
JACKSONVILLE	12/22/15	*	23	7-9	.778	0-0	.000	0-2	.000	2	3	5	6.6	1	1	3	3	0	14	11.5	
FLORIDA STATE	12/29/15	*	25	2-3	.667	0-0	.000	0-2	.000	3	3	6	6.6	5	0	2	1	0	4	10.9	
GEORGIA	1/2/16	*	31	5-8	.625	0-0	.000	2-3	.667	7	5	12	7.0	4	1	1	2	1	12	11.0	
at Tennessee	1/6/16	*	25	4-10	.400	0-0	.000	0-1	.000	3	4	7	7.0	2	0	1	2	0	8	10.8	
LSU	1/9/16	*	26	4-5	.800	0-0	.000	5-10	.500	1	3	4	6.8	4	1	1	1	1	13	10.9	
at Texas A&M	1/12/16	*	30	3-8	.375	0-0	.000	2-3	.667	1	1	2	6.5	5	1	3	2	1	8	10.8	
at Ole Miss	1/16/16	*	26	5-8	.625	0-0	.000	0-5	.000	3	4	7	6.5	2	1	3	3	0	10	10.7	
MISSISSIPPI STATE	1/19/16	*	32	4-8	.500	0-0	.000	8-12	.667	5	2	7	6.6	2	1	3	1	0	16	11.0	
AUBURN	1/23/16	*	23	4-7	.571	0-0	.000	4-6	.667	2	7	9	6.7	4	1	3	3	0	12	11.1	
at Vanderbilt	1/26/16	*	23	1-4	.250	0-0	.000	0-0	.000	1	3	4	6.6	5	0	2	1	1	2	10.6	
WEST VIRGINIA	1/30/16	*	12	4-4	1.000	0-0	.000	1-4	.250	2	2	4	6.4	4	0	1	1	0	9	10.5	
ARKANSAS	2/3/16		21	4-6	.667	0-0	.000	6-8	.750	3	1	4	6.3	4	0	2	0	1	14	10.7	
Totals			20	525	91-156	.583	0-0	.000	53-95	.558	61	78	139	6.3	76	9	42	34	11	235	10.7

Games played: 22  
 Minutes/game: 23.9  
 Points/game: 10.7  
 FG Pct: 58.3  
 FT Pct: 55.8

Rebounds/game: 6.3  
 Assists/game: 0.4  
 Turnovers/game: 1.9  
 Assist/turnover ratio: 0.2  
 Steals/game: 0.5  
 Blocks/game: 1.5

## Egbunu Game Highs

<b>Points</b>	
2015-16/UF	19, vs. Purdue (11/22/15)
Career	20, vs. Memphis (12/31/13)
<b>Rebounds</b>	
2015-16/UF	14, vs. Richmond (12/1/15)
Career	14, 2x, last vs. Richmond (12/1/15)
<b>Field Goals</b>	
2015-16/UF	7, 4x, last vs. J'ville (12/22/15)
Career	7, 5x, last vs. J'ville (12/22/15)
<b>Field Goal Attempts</b>	
2015-16/Career	14, 2x, last vs. FGCU (11/27/15)
<b>3-Point Field Goals</b>	
2015-16/Career	---
<b>3-Point FG Attempts</b>	
2015-16/UF	---
Career	1, at Temple (1/9/14)
<b>Free Throws</b>	
2015-16/UF/Career	8, vs. Mississippi State (1/19/16)
<b>Free Throw Attempts</b>	
2015-16/UF	12, vs. Mississippi State (1/19/16)
Career	12, 2x, last vs. Miss. St. (1/19/16)
<b>Assists</b>	
2015-16/UF	1, 9x, last vs. Auburn (1/23/16)
Career	2, vs. Santa Clara (12/23/13)
<b>Steals</b>	
2015-16/UF	2, at Navy (11/13/15)
Career	2, 2x, last at Navy (11/13/15)
<b>Blocked Shots</b>	
2015-16/UF	4, vs. FGCU (11/27/15)
Career	4, 3x, last vs. FGCU (11/27/15)
<b>Minutes Played</b>	
2015-16/UF	32, vs. Mississippi State (1/19/16)
Career	33, vs. Memphis (12/31/13)

*Note: Career highs from 2013-14 took place at USF.*



# #10 DORIAN FINNEY-SMITH

SENIOR (R) | F | 6-8 | 220 | PORTSMOUTH, VA. | VIRGINIA TECH



## Overview

- 2015 coaches second-team All-SEC as Florida's leading scorer and rebounder after earning 2014 SEC Sixth Man of the Year as the top rebounder on UF's 2014 SEC championship & Final Four team.
- Also earned a spot on the 2014 SEC Academic Honor Roll.
- Had a career day as a sophomore with 22 points and 15 rebounds in Florida's 84-82 overtime victory at Arkansas, the only player to post a 20-15 game on the road under Donovan.
- Enrolled at UF in Summer 2012 after one season at Virginia Tech.

## 2015-16 Highlights

- Became the first Gator since Chandler Parsons to tally three straight double-doubles and the sixth over the past 20 seasons, also joining Marreese Speights, David Lee, Udonis Haslem & Al Horford.
- Dorian Finney-Smith posted at least 20 points, six rebounds and three

steals in back-to-back games vs. Vermont and FGCU, something no Gator ever did during the Donovan Era. It is his third such game over his career, matching the number of games by Chandler Parsons, Corey Brewer and Matt Walsh reaching those benchmarks, all tied for the most by a Gator since the 1996-97 season.

- Finney-Smith is also the first Gator since Joakim Noah (Feb. 22, 2006, vs. Tennessee) to record 20 points, eight rebounds, three steals and two blocks, doing so vs. FGCU.
- Recorded back-to-back 20-point games for the first time in his career against Vermont and Florida Gulf Coast and did so again against Mississippi State and Auburn.
- Named Orange Bowl Classic MVP, leading the Gators with 16 points and nine points vs. Oklahoma State.
- Scored seven of his 13 points vs. Saint Joseph's in the final 2:30, including a dagger 3-pointer to put the Gators ahead by eight with just over a minute to play.

Season	gp-gs	min/avg	Total		3-Point		F-Throws		Rebounds				Scoring							
			fg-fga	pct	fg-fga	pct	ft-fa	pct	off	def	tot	avg	pf	fo	ast	to	blk	stl	pts	avg
2011-12*	33-30	957/29.0	69-208	.332	26-71	.366	45-77	.584	91	141	232	7.0	89	2	62	57	23	24	209	6.3
2013-14	37-2	955/25.8	105-284	.370	39-133	.293	74-115	.643	94	153	247	6.7	80	2	76	61	16	16	323	8.7
2014-15	28-24	782/27.9	137-290	.472	49-115	.426	44-75	.587	73	101	174	6.2	74	4	44	54	24	32	367	13.1
2015-16	22-22	673/30.6	107-229	.467	47-113	.416	72-100	.720	52	128	180	8.2	45	0	50	49	15	20	333	15.1
TOTAL	87-48	2410/27.7	349-803	.435	135-361	.374	190-290	.655	219	382	601	6.9	199	6	170	164	55	68	1023	11.8
All*	120-78	3367/28.1	418-1011	.413	161-432	.373	235-367	.640	310	523	833	6.9	288	8	232	221	78	92	1232	10.3

\* Statistics from prior team/school

Opponent	Date	gs	min	Total		3-Pointers		Free throws		Rebounds				pf	a	t/o	blk	stl	pts	avg	
				fg-fga	pct	3fg-fga	pct	ft-fa	pct	off	def	tot	avg								
at Navy	11/13/15	*	21	1-6	.167	0-3	.000	2-4	.500	2	10	12	12.0	2	1	5	0	0	4	4.0	
NORTH CAROLINA A&T	11/16/15	*	26	4-10	.400	3-6	.500	3-5	.600	5	5	10	11.0	1	3	0	1	1	14	9.0	
vs Saint Joseph's	11/21/15	*	26	4-10	.400	3-8	.375	2-2	1.000	3	3	6	9.3	3	1	5	0	0	13	10.3	
vs Purdue	11/22/15	*	36	7-12	.583	2-4	.500	1-2	.500	2	6	8	9.0	2	4	2	0	1	17	12.0	
VERMONT	11/25/15	*	29	6-15	.400	3-8	.375	5-5	1.000	2	4	6	8.4	1	6	1	0	3	20	13.6	
FLORIDA GULF COAST	11/27/15	*	34	7-13	.538	3-7	.429	6-8	.750	6	2	8	8.3	2	2	1	2	3	23	15.2	
RICHMOND	12/1/15	*	29	3-12	.250	1-6	.167	2-4	.500	2	11	13	9.0	2	7	1	3	0	9	14.3	
at Miami	12/8/15	*	34	4-7	.571	1-2	.500	3-8	.375	1	5	6	8.6	2	0	2	0	0	12	14.0	
at Michigan State	12/12/15	*	34	4-11	.364	1-4	.250	4-4	1.000	1	5	6	8.3	1	3	2	1	0	13	13.9	
vs Oklahoma State	12/19/15	*	33	5-10	.500	3-7	.429	3-6	.500	4	5	9	8.4	1	1	1	2	16	14.1		
JACKSONVILLE	12/22/15	*	19	4-6	.667	3-4	.750	2-3	.667	2	0	2	7.8	1	0	2	1	2	13	14.0	
FLORIDA STATE	12/29/15	*	31	3-11	.273	1-5	.200	3-4	.750	1	6	7	7.8	2	2	2	1	1	10	13.7	
GEORGIA	1/2/16	*	29	3-9	.333	1-4	.250	0-0	.000	1	2	3	7.4	3	0	2	1	0	7	13.2	
at Tennessee	1/6/16	*	33	4-13	.308	2-7	.286	2-4	.500	5	6	11	7.6	1	3	1	1	3	12	13.1	
LSU	1/9/16	*	22	4-9	.444	1-2	.500	5-5	1.000	1	1	2	7.3	3	1	2	0	0	14	13.1	
at Texas A&M	1/12/16	*	36	6-9	.667	4-6	.667	1-3	.333	3	9	12	7.6	4	2	3	0	0	17	13.4	
at Ole Miss	1/16/16	*	38	3-5	.600	2-3	.667	9-11	.818	1	9	10	7.7	3	4	2	0	0	17	13.6	
MISSISSIPPI STATE	1/19/16	*	35	6-11	.545	2-4	.500	6-7	.857	2	11	13	8.0	1	1	2	0	1	20	13.9	
AUBURN	1/23/16	*	27	9-12	.750	3-5	.600	3-3	1.000	4	4	8	8.0	2	3	3	2	1	24	14.5	
at Vanderbilt	1/26/16	*	37	5-14	.357	1-6	.167	1-2	.500	3	11	14	8.3	4	2	5	0	0	12	14.4	
WEST VIRGINIA	1/30/16	*	30	7-12	.583	5-7	.714	5-6	.833	1	4	5	8.1	3	3	0	1	0	24	14.8	
ARKANSAS	2/3/16	*	34	8-12	.667	2-5	.400	4-4	1.000	0	9	9	8.2	1	1	5	0	2	22	15.1	
Totals			22	673	107-229	.467	47-113	.416	72-100	.720	52	128	180	8.2	45	50	49	15	20	333	15.1

Games played: 22  
 Minutes/game: 30.6  
 Points/game: 15.1  
 FG Pct: 46.7  
 3FG Pct: 41.6  
 FT Pct: 72.0

Rebounds/game: 8.2  
 Assists/game: 2.3  
 Turnovers/game: 2.2  
 Assist/turnover ratio: 1.0  
 Steals/game: 0.9  
 Blocks/game: 0.7

## Finney-Smith vs. Kentucky (9.0 ppg, 5.7 rpg)

	Date	GS	Min	FG	FGA	Pct	3FG	FGA	Pct	FT	FTA	Pct	Off	Def	Tot	PF	A	TO	Blk	Stl	Pts
at Kentucky	2/15/14		27	4	10	.400	0	3	.000	0	0	.000	3	2	5	3	1	0	0	0	8
KENTUCKY	3/8/14		26	3	6	.500	3	4	.750	2	2	1.000	1	5	6	0	4	2	2	2	11
vs Kentucky	3/16/14		29	1	5	.200	1	3	.333	0	1	.000	1	5	6	4	1	1	0	0	3
KENTUCKY	2/7/15	*	29	6	10	.600	3	5	.600	1	2	.500	2	3	5	3	0	2	0	1	16
at Kentucky	3/7/15	*	33	5	11	.455	2	3	.667	0	2	.000	0	4	4	4	1	1	2	0	12
vs Kentucky	3/13/15	*	29	2	10	.200	0	2	.000	0	0	.000	3	5	8	3	3	0	1	0	4
Totals	6 Games	3	173	21	52	.404	9	20	.450	3	7	.429	10	24	34	17	10	6	5	3	54

## Finney-Smith Game Highs

Points	Rebounds	Field Goals	Field Goal Attempts	3-Point Field Goals	3-Point Attempts	Free Throws	Free Throw Attempts	Assists	Steals	Blocked Shots	Minutes Played
2015-16	24, 2x, last vs. West Va. (1/30/16)	14, at Vanderbilt (1/26/16)	9, vs. Auburn (1/23/16)	5, vs. West Virginia (1/30/16)	8, 2x, last vs. Vermont (11/25/15)	9, at Ole Miss (1/16/16)	11, at Ole Miss (1/16/16)	7, vs. Richmond (12/1/15)	3, vs. Richmond (12/1/15)	3, vs. Richmond (12/1/15)	38, at Ole Miss (1/16/16)
UF/Career	25, vs. Jacksonville (12/14/14)	15, at Arkansas (1/11/14)	10, vs. Jacksonville (12/14/14)	5, 2x, last vs. West Va. (1/30/16)	9, vs. Alabama (3/12/15)	9, at Ole Miss (1/16/16)	11, at Ole Miss (1/16/16)	7, vs. Richmond (12/1/15)	4, vs. Wake Forest (12/20/14)	3, 2x, last vs. Richmond (12/1/15)	42, at Arkansas (1/11/14)
Career	16, vs. E. Tenn. St. (11/12/11)	16, vs. E. Tenn. St. (11/12/11)	10, vs. Jacksonville (12/14/14)	5, 2x, last vs. West Va. (1/30/16)	9, vs. Alabama (3/12/15)	9, at Ole Miss (1/16/16)	11, at Ole Miss (1/16/16)	7, vs. Richmond (12/1/15)	4, vs. Wake Forest (12/20/14)	3, 2x, last vs. Richmond (12/1/15)	42, at Arkansas (1/11/14)

Note: Career highs from 2011-12 took place at Va. Tech.

# #2 BRANDONE FRANCIS-RAMIREZ

FRESHMAN (R) | G | 6-5 | 205 | LA ROMANA, D.R. | ARLINGTON COUNTRY DAY



## Overview

- Strong guard who provides great size on the perimeter, able to post up or drive and create.
- A vocal player who is one of the team's best communicators on the floor.

## 2015-16 Highlights

- Came off the bench and went 3-for-3 from 3-point range in the Gators' win vs. #9 West Virginia.
- Earned his first double-figure scoring performance in the home opener vs. North Carolina A&T.
- Made his Gator debut at Navy, scoring five points off the bench.
- Won the 3-point contest at the Gators Madness tip-off event, defeating Gator great Lee Humphrey in the final round.

Season	gp-gs	min/avg	Total		3-Point		F-Throws		Rebounds				Scoring							
			fg-fga	pct	fg-fga	pct	ft-fta	pct	off	def	tot	avg	pf	fo	ast	to	blk	stl	pts	avg
2015-16	21-2	239/11.4	15-78	.192	8-44	.182	5-11	.455	4	16	20	1.0	21	0	12	7	0	9	43	2.0
TOTAL	21-2	239/11.4	15-78	.192	8-44	.182	5-11	.455	4	16	20	1.0	21	0	12	7	0	9	43	2.0

Opponent	Date	gs	min	Total		3-Pointers		Free throws		Rebounds				pf	a	t/o	blk	stl	pts	avg
				fg-fga	pct	3fg-fga	pct	ft-fta	pct	off	def	tot	avg							
at Navy	11/13/15	23	2-6	.333	1-4	.250	0-0	.000	0	3	3	3.0	3	1	2	0	1	5	5.0	
NORTH CAROLINA A&T	11/16/15	18	4-9	.444	2-4	.500	0-1	.000	0	0	0	1.5	3	0	0	0	1	10	7.5	
vs Saint Joseph's	11/21/15	17	0-7	.000	0-5	.000	0-2	.000	0	2	2	1.7	3	1	0	0	0	0	5.0	
vs Purdue	11/22/15	22	0-3	.000	0-2	.000	2-2	1.000	0	2	2	1.8	1	0	0	0	2	2	4.3	
VERMONT	11/25/15	20	1-2	.500	1-2	.500	0-0	.000	0	1	1	1.6	1	2	0	0	2	3	4.0	
FLORIDA GULF COAST	11/27/15	6	0-1	.000	0-1	.000	0-0	.000	0	1	1	1.5	0	1	1	0	0	0	3.3	
RICHMOND	12/1/15	18	1-7	.143	0-3	.000	0-0	.000	0	1	1	1.4	0	2	1	0	0	2	3.1	
at Miami	12/8/15	18	2-7	.286	0-2	.000	0-0	.000	0	1	1	1.4	2	1	0	0	0	4	3.3	
at Michigan State	12/12/15	* 17	0-7	.000	0-3	.000	1-2	.500	2	0	2	1.4	1	1	0	0	0	1	3.0	
vs Oklahoma State	12/19/15	* 11	0-3	.000	0-1	.000	0-0	.000	0	1	1	1.4	2	0	0	0	0	0	2.7	
JACKSONVILLE	12/22/15	13	1-4	.250	0-3	.000	1-2	.500	1	1	2	1.5	1	1	0	0	0	3	2.7	
FLORIDA STATE	12/29/15	9	0-3	.000	0-3	.000	1-2	.500	0	0	0	1.3	0	0	1	0	1	1	2.6	
GEORGIA	1/2/16	1	0-0	.000	0-0	.000	0-0	.000	0	0	0	1.2	0	0	0	0	0	0	2.4	
at Tennessee	1/6/16	10	0-5	.000	0-1	.000	0-0	.000	0	1	1	1.2	0	1	0	0	1	0	2.2	
LSU	1/9/16	1	0-2	.000	0-1	.000	0-0	.000	0	0	0	1.1	0	0	0	0	0	0	2.1	
at Texas A&M	1/12/16	7	1-4	.250	1-3	.333	0-0	.000	0	2	2	1.2	0	1	0	0	0	3	2.1	
at Ole Miss	1/16/16	2	0-0	.000	0-0	.000	0-0	.000	0	0	0	1.1	1	0	0	0	0	0	2.0	
MISSISSIPPI STATE	1/19/16	2	0-1	.000	0-0	.000	0-0	.000	0	0	0	1.1	1	0	0	0	0	0	1.9	
at Vanderbilt	1/26/16	3	0-2	.000	0-2	.000	0-0	.000	0	0	0	1.0	0	0	0	0	0	0	1.8	
WEST VIRGINIA	1/30/16	15	3-4	.750	3-3	1.000	0-0	.000	0	0	0	1.0	2	0	1	0	1	9	2.2	
ARKANSAS	2/3/16	6	0-1	.000	0-1	.000	0-0	.000	1	0	1	1.0	0	0	1	0	0	0	2.0	
Totals		2	239	15-78	.192	8-44	.182	5-11	.455	4	16	20	1.0	21	12	7	0	9	43	2.0

Games played: 21  
 Minutes/game: 11.4  
 Points/game: 2.0  
 FG Pct: 19.2  
 3FG Pct: 18.2  
 FT Pct: 45.5

Rebounds/game: 1.0  
 Assists/game: 0.6  
 Turnovers/game: 0.3  
 Assists/turnover ratio: 1.7  
 Steals/game: 0.4

## Francis-Ramirez Game Highs

### Points

2015-16/Career 10, vs. N. Carolina A&T (11/16/15)

### Rebounds

2015-16/Career 3, at Navy (11/13/15)

### Field Goals

2015-16/Career 4, vs. N. Carolina A&T (11/16/15)

### Field Goal Attempts

2015-16/Career 9, vs. N. Carolina A&T (11/16/15)

### 3-Point Field Goals

2015-16/Career 3, vs. West Virginia (1/30/16)

### 3-Point F Attempts

2015-16/Career 5, vs. St. Joseph's (11/21/15)

### Free Throws

2015-16/Career 2, vs. Purdue (11/22/15)

### Free Throw Attempts

2015-16/Career 2, 3x, last vs. J'ville (12/22/15)

### Assists

2015-16/Career 2, 2x, last vs. Richmond (12/1/15)

### Steals

2015-16/Career 2, 2x, last vs. Vermont (11/25/15)

### Blocked Shots

2015-16/Career ---

### Minutes Played

2015-16/Career 23, at Navy (11/13/15)

# #13 KEVARRIUS HAYES

FRESHMAN | F | 6-9 | 210 | LIVE OAK, FLA. | SUWANEE



## Overview

- Long and athletic shot-blocker and rebounder, who has a great motor and is an outstanding mover.
- Helped Suwanee to 19 wins during his senior season, averaging nearly 20 points and more than 10 rebounds per game.
- ESPN.com bottom line: "Hayes is a power forward that has tremendous upside. He is a smart player that will be an excellent college forward and become more of a factor as his offense catches up with his rebounding and defense."

## 2015-16 Highlights

- Made his first career start in the win vs. Oklahoma State.
- Has earned praise from head coach Mike White for his consistency and effort, which has shown up particularly on the offensive glass.
- Made his collegiate debut as the first player off the bench in the Gators' season-opening win at Navy.
- Stuck with his commitment and NLI to the Gators despite the coaching change and has been lauded by head coach Mike White for his motor and his ability as a "mover" for a player his size.
- Won the slam dunk contest at the Gators Madness tipoff event.

Season	gp-gs	min/avg	Total		3-Point		F-Throws		Rebounds				Scoring							
			fg-fga	pct	fg-fga	pct	ft-fa	pct	off	def	tot	avg	pf	fo	ast	to	blk	stl	pts	avg
2015-16	22-2	246/11.2	18-31	.581	0-0	.000	14-32	.438	31	30	61	2.8	41	0	3	15	13	10	50	2.3
TOTAL	22-2	246/11.2	18-31	.581	0-0	.000	14-32	.438	31	30	61	2.8	41	0	3	15	13	10	50	2.3

## Hayes Game Highs

<b>Points</b>	2015-16/Career 9, vs. Jacksonville (12/22/15)
<b>Rebounds</b>	2015-16/Career 7, 2x, last vs. Florida St. (12/29/15)
<b>Field Goals</b>	2015-16/Career 3, 2x, last vs. J'ville (12/22/15)
<b>Field Goal Attempts</b>	2015-16/Career 4, vs. Auburn (1/23/16)
<b>3-Point Field Goals</b>	2015-16/Career ---
<b>3-Point F Attempts</b>	2015-16/Career ---
<b>Free Throws</b>	2015-16/Career 3, vs. Jacksonville (12/22/15)
<b>Free Throw Attempts</b>	2015-16/Career 4, 2x, last vs. Miss. State (1/19/16)
<b>Assists</b>	2015-16/Career 1, 3x, last vs. J'ville (12/22/15)
<b>Steals</b>	2015-16/Career 2, 2x, last vs. Richmond (12/1/15)
<b>Blocked Shots</b>	2015-16/Career 3, vs. Florida State (12/29/15)
<b>Minutes Played</b>	2015-16/Career 21, at Michigan State (12/12/15)

Opponent	Date	gs	min	Total		3-Pointers		Free throws		Rebounds				pf	a	t/o	blk	stl	pts	avg
				fg-fga	pct	3fg-fga	pct	ft-fa	pct	off	def	tot	avg							
at Navy	11/13/15	6	0-0	.000	0-0	.000	0-0	.000	0	0	0	0.0	2	0	0	1	0	0	0.0	
NORTH CAROLINA A&T	11/16/15	7	0-0	.000	0-0	.000	1-2	.500	1	1	2	1.0	3	0	1	0	0	1	0.5	
vs Saint Joseph's	11/21/15	15	2-2	1.000	0-0	.000	0-1	.000	4	0	4	2.0	1	1	1	0	2	4	1.7	
vs Purdue	11/22/15	7	0-0	.000	0-0	.000	0-0	.000	1	0	1	1.8	0	0	0	0	0	0	1.3	
VERMONT	11/25/15	13	1-3	.333	0-0	.000	2-3	.667	2	1	3	2.0	2	0	1	2	1	4	1.8	
FLORIDA GULF COAST	11/27/15	13	3-3	1.000	0-0	.000	0-0	.000	2	2	4	2.3	0	0	0	0	1	6	2.5	
RICHMOND	12/1/15	14	1-1	1.000	0-0	.000	2-4	.500	2	2	4	2.6	3	0	0	1	2	4	2.7	
at Miami	12/8/15	10	1-2	.500	0-0	.000	0-0	.000	1	1	2	2.5	0	0	0	0	1	0	2.6	
at Michigan State	12/12/15	21	1-1	1.000	0-0	.000	0-0	.000	1	0	1	2.3	3	1	2	0	0	2	2.6	
vs Oklahoma State	12/19/15	8	0-2	.000	0-0	.000	0-2	.000	3	0	3	2.4	0	0	1	0	1	0	2.3	
JACKSONVILLE	12/22/15	17	3-3	1.000	0-0	.000	3-3	1.000	4	3	7	2.8	2	1	1	1	0	9	2.9	
FLORIDA STATE	12/29/15	15	2-2	1.000	0-0	.000	0-3	.000	1	6	7	3.2	3	0	0	3	1	4	3.0	
GEORGIA	1/2/16	7	0-0	.000	0-0	.000	0-2	.000	0	1	1	3.0	4	0	1	0	0	0	2.8	
at Tennessee	1/6/16	11	0-1	.000	0-0	.000	0-0	.000	0	3	3	3.0	0	0	2	1	1	0	2.6	
LSU	1/9/16	9	0-0	.000	0-0	.000	0-2	.000	1	0	1	2.9	2	0	0	0	0	0	2.4	
at Texas A&M	1/12/16	5	0-0	.000	0-0	.000	0-0	.000	1	0	1	2.8	2	0	0	0	0	0	2.3	
at Ole Miss	1/16/16	14	1-2	.500	0-0	.000	0-0	.000	1	2	3	2.8	2	0	1	0	0	2	2.2	
MISSISSIPPI STATE	1/19/16	8	0-0	.000	0-0	.000	0-4	.000	0	1	1	2.7	3	0	1	0	0	0	2.1	
AUBURN	1/23/16	16	2-4	.500	0-0	.000	2-2	1.000	2	4	6	2.8	2	0	1	2	1	6	2.3	
at Vanderbilt	1/26/16	13	0-3	.000	0-0	.000	0-0	.000	3	2	5	3.0	3	0	0	1	0	0	2.2	
WEST VIRGINIA	1/30/16	10	1-2	.500	0-0	.000	2-2	1.000	1	1	2	2.9	2	0	1	0	0	4	2.3	
ARKANSAS	2/3/16	7	0-0	.000	0-0	.000	2-2	1.000	0	0	0	2.8	2	0	1	0	0	2	2.3	
Totals		2	246	18-31	.581	0-0	.000	14-32	.438	31	30	61	2.8	41	3	15	13	10	50	2.3

Games played: 22  
 Minutes/game: 11.2  
 Points/game: 2.3  
 FG Pct: 58.1  
 FT Pct: 43.8

Rebounds/game: 2.8  
 Assists/game: 0.1  
 Turnovers/game: 0.7  
 Assist/turnover ratio: 0.2  
 Steals/game: 0.5  
 Blocks/game: 0.6



# #0 KASEY HILL

JUNIOR | G | 6-1 | 180 | UMATILLA, FLA. | MONTVERDE ACADEMY

## Overview

- Has three career 10-assist games and a career assist-to-turnover ratio of 2.04.
- His 32 starts were the most on the team in 2014-15, and he was one of four players to appear in all 33 games.
- Especially dangerous in transition and open-floor situations, Hill is an outstanding athlete with the ability to play above the rim.
- 2013 McDonald's All-American.

## 2015-16 Highlights

- Hit four straight free throws in the closing minutes at Ole Miss to stave off a Rebels rally bid. Also helped limit SEC leading scorer Stefan Moody, who finished with a 3-for-10 shooting night from 3-point range and six turnovers.
- Co-lead the Gators with 13 points in the win vs. Saint Joseph's.
- Posted eight assists with just one turnover against Oklahoma State, the third game of his career with an 8/1 or better assist-to-turnover ratio.
- Spent extra time in the gym over the summer working on his jump shot.
- One of three contributors remaining, along with Dorian Finney-Smith and DeVon Walker, from Florida's 2014 Final Four team.



Season	gp-gs	min/avg	Total		3-Point		F-Throws		Rebounds					Scoring						
			fg-fga	pct	fg-fga	pct	ft-fa	pct	off	def	tot	avg	pf	fo	ast	to	blk	stl	pts	avg
2013-14	32-8	703/22.0	57-140	.407	5-35	.143	57-86	.663	9	54	63	2.0	67	2	100	50	5	37	176	5.5
2014-15	33-32	1000/30.3	89-235	.379	8-29	.276	50-95	.526	13	64	77	2.3	66	1	149	72	8	32	236	7.2
2015-16	22-10	525/23.9	65-179	.363	9-33	.273	46-83	.554	11	48	59	2.7	49	2	66	42	9	30	185	8.4
<b>TOTAL</b>	<b>87-50</b>	<b>2228/25.6</b>	<b>211-554</b>	<b>.381</b>	<b>22-97</b>	<b>.227</b>	<b>153-264</b>	<b>.580</b>	<b>33</b>	<b>166</b>	<b>199</b>	<b>2.3</b>	<b>182</b>	<b>5</b>	<b>315</b>	<b>164</b>	<b>22</b>	<b>99</b>	<b>597</b>	<b>6.9</b>

Opponent	Date	gs	min	Total		3-Pointers		Free throws		Rebounds				pf	a	t/o	blk	stl	pts	avg	
				fg-fga	pct	3fg-fga	pct	ft-fa	pct	off	def	tot	avg								
at Navy	11/13/15	*	26	3-7	.429	0-1	.000	2-4	.500	1	3	4	4.0	2	5	3	0	2	8	8.0	
NORTH CAROLINA A&T	11/16/15	*	21	3-7	.429	1-1	1.000	0-1	.000	0	0	0	2.0	3	8	2	0	0	7	7.5	
vs Saint Joseph's	11/21/15	*	20	5-10	.500	1-2	.500	2-2	1.000	1	2	3	2.3	5	1	2	0	2	13	9.3	
vs Purdue	11/22/15	*	22	1-8	.125	0-0	.000	0-2	.000	0	0	0	1.8	2	2	1	0	1	2	7.5	
VERMONT	11/25/15	*	21	6-10	.600	1-1	1.000	1-2	.500	0	2	2	1.8	2	4	0	1	2	14	8.8	
FLORIDA GULF COAST	11/27/15	*	26	2-9	.222	0-0	.000	3-5	.600	0	3	3	2.0	2	2	2	0	1	7	8.5	
RICHMOND	12/1/15	*	21	2-8	.250	1-2	.500	2-2	1.000	1	0	1	1.9	4	2	1	0	1	7	8.3	
at Miami	12/8/15	*	21	1-7	.143	0-3	.000	2-3	.667	0	0	0	1.6	5	1	3	0	1	4	7.8	
at Michigan State	12/12/15		28	5-11	.455	0-1	.000	3-8	.375	1	5	6	2.1	0	1	1	0	4	13	8.3	
vs Oklahoma State	12/19/15		25	3-6	.500	0-1	.000	1-2	.500	0	3	3	2.2	0	8	1	0	0	7	8.2	
JACKSONVILLE	12/22/15		25	3-5	.600	0-1	.000	3-4	.750	0	5	5	2.5	1	6	2	0	2	9	8.3	
FLORIDA STATE	12/29/15		21	3-7	.429	0-1	.000	4-6	.667	1	2	3	2.5	1	2	5	0	0	10	8.4	
GEORGIA	1/2/16		27	1-6	.167	0-3	.000	8-16	.500	0	6	6	2.8	3	4	4	1	4	10	8.5	
at Tennessee	1/6/16		25	0-7	.000	0-1	.000	1-2	.500	0	1	1	2.6	2	5	3	1	1	1	8.0	
LSU	1/9/16		16	2-7	.286	0-1	.000	2-4	.500	0	3	3	2.7	1	0	0	1	3	6	7.9	
at Texas A&M	1/12/16		25	3-9	.333	0-1	.000	1-4	.250	2	4	6	2.9	1	3	2	1	0	7	7.8	
at Ole Miss	1/16/16		23	3-9	.333	1-3	.333	4-5	.800	1	1	2	2.8	2	1	2	0	2	11	8.0	
MISSISSIPPI STATE	1/19/16		26	2-9	.222	0-0	.000	0-0	.000	1	3	4	2.9	2	4	2	1	0	4	7.8	
AUBURN	1/23/16		26	5-7	.714	1-2	.500	3-3	1.000	0	1	1	2.8	2	4	2	0	0	14	8.1	
at Vanderbilt	1/26/16		28	7-17	.412	2-5	.400	0-0	.000	1	0	1	2.7	3	0	2	1	1	16	8.5	
WEST VIRGINIA	1/30/16	*	25	1-6	.167	0-1	.000	2-4	.500	1	2	3	2.7	3	1	2	0	1	4	8.3	
ARKANSAS	2/3/16	*	27	4-7	.571	1-2	.500	2-4	.500	0	2	2	2.7	3	2	0	2	2	11	8.4	
<b>Totals</b>			<b>10</b>	<b>525</b>	<b>65-179</b>	<b>.363</b>	<b>9-33</b>	<b>.273</b>	<b>46-83</b>	<b>.554</b>	<b>11</b>	<b>48</b>	<b>59</b>	<b>2.7</b>	<b>49</b>	<b>66</b>	<b>42</b>	<b>9</b>	<b>30</b>	<b>185</b>	<b>8.4</b>

Games played: 22  
 Minutes/game: 23.9  
 Points/game: 8.4  
 FG Pct: 36.3  
 3FG Pct: 27.3  
 FT Pct: 55.4

Rebounds/game: 2.7  
 Assists/game: 3.0  
 Turnovers/game: 1.9  
 Assist/turnover ratio: 1.6  
 Steals/game: 1.4  
 Blocks/game: 0.4

## Hill vs. Kentucky (7.5 ppg, 3.7 apg)

	Date	GS	Min	FG	FGA	Pct	3FG	FGA	Pct	FT	FTA	Pct	Off	Def	Tot	PF	A	TO	BLK	STL	Pts
at Kentucky	2/15/14		14	0	1	.000	0	1	.000	0	0	.000	1	0	1	1	1	1	0	0	0
KENTUCKY	3/8/14		21	1	1	1.000	0	0	.000	6	6	1.000	0	1	1	4	7	1	0	1	8
vs Kentucky	3/16/14		16	1	2	.500	0	0	.000	0	0	.000	0	0	0	4	3	1	0	1	2
KENTUCKY	2/7/15	*	31	5	11	.455	0	1	.000	2	4	.500	1	0	1	1	6	1	0	1	12
at Kentucky	3/7/15	*	34	7	13	.538	0	0	.000	1	3	.333	1	1	2	2	1	4	0	1	15
vs Kentucky	3/13/15	*	35	4	10	.400	0	0	.000	0	0	.000	0	1	1	3	4	4	1	0	8
<b>Totals</b>	<b>6 Games</b>	<b>3</b>	<b>151</b>	<b>18</b>	<b>38</b>	<b>.474</b>	<b>0</b>	<b>2</b>	<b>.000</b>	<b>9</b>	<b>13</b>	<b>.692</b>	<b>3</b>	<b>3</b>	<b>6</b>	<b>15</b>	<b>22</b>	<b>12</b>	<b>1</b>	<b>4</b>	<b>45</b>

## Hill Game Highs

<b>Points</b>	
2015-16	16, at Vanderbilt (1/26/16)
Career	20, vs. UNC (11/28/14)
<b>Rebounds</b>	
2015-16	6, 3x, last at Texas A&M (1/12/16)
Career	8, vs. Arkansas (1/31/15)
<b>Field Goals</b>	
2015-16	7, at Vanderbilt (1/26/16)
Career	7, 3x, last at Vanderbilt (1/26/16)
<b>Field Goal Attempts</b>	
2015-16/Career	17, at Vanderbilt (1/26/16)
<b>3-Point Field Goals</b>	
2015-16	2, at Vanderbilt (1/26/16)
Career	2, 2x, last at Vanderbilt (1/26/16)
<b>3-Point FG Attempts</b>	
2015-16/Career	5, at Vanderbilt (1/26/16)
<b>Free Throws</b>	
2015-16	8, vs. Georgia (1/2/16)
Career	10, vs. UNC (11/28/14)
<b>Free Throw Attempts</b>	
2015-16/Career	16, vs. Georgia (1/2/16)
<b>Assists</b>	
2015-16	8, 2x, last vs. Okla. St. (12/19/15)
Career	10, 3x, last at Texas A&M (2/14/15)
<b>Steals</b>	
2015-16	4, 2x, last vs. Georgia (1/2/16)
Career	5, vs. UALR (11/16/13)
<b>Blocked Shots</b>	
2015-16	2, vs. Arkansas (2/3/16)
Career	2, 2x, last vs. Arkansas (2/3/16)
<b>Minutes Played</b>	
2015-16	28, 2x, last at Vanderbilt (1/26/16)
Career	37, 3x, last at LSU (2/21/15)

# #24 JUSTIN LEON

JUNIOR | F | 6-8 | 196 | CONWAY, ARK. | SHAWNEE (ILL.) C.C.

## Overview

- A 2015 junior college All-American, averaging 21.5 points and 10.0 rebounds while shooting .504 from the field.
- One of four players in Division I NJCAA to rank in the top 20 in points (16th) and rebounds (20th) last season, Leon recorded 16 double-doubles.
- Scored a season-high 31 points twice, reached 20+ points 20 times and scored double figures in every game, also posting a season best of 19 rebounds.
- High motor and great attitude guy.

## 2015-16 Highlights

- Moved into the starting lineup at the beginning of SEC play due to his max-effort style of play.
- Had a monster game against LSU, scoring 14 points and grabbing a team-high nine rebounds. Leon also spent most of the game guarding Ben Simmons, helping lead Simmons into eight second-half turnovers including a pair of charging fouls drawn by Leon, who drew three charges total in the game.
- Set a new scoring career high in three straight games: 11 at Tennessee, 14 vs. LSU, then 16 at Texas A&M.
- Recruited by head coach Mike White and staff at LA Tech and came to UF after being released from his commitment to the Bulldogs.



Season	gp-gs	min/avg	Total		3-Point		F-Throws		Rebounds				Scoring							
			fg-fga	pct	fg-fga	pct	ft-fta	pct	off	def	tot	avg	pf	fo	ast	to	blk	stl	pts	avg
2015-16	20-8	248/12.4	39-68	.574	16-34	.471	7-18	.389	18	36	54	2.7	27	0	2	14	2	7	101	5.1
TOTAL	20-8	248/12.4	39-68	.574	16-34	.471	7-18	.389	18	36	54	2.7	27	0	2	14	2	7	101	5.1

Opponent	Date	gs	min	Total		3-Pointers		Free throws		Rebounds				pf	a	t/o	blk	stl	pts	avg	
				fg-fga	pct	3fg-fga	pct	ft-fta	pct	off	def	tot	avg								
NORTH CAROLINA A&T	11/16/15		14	1-2	.500	0-1	.000	2-2	1.000	0	5	5	5.0	0	0	0	0	1	4	4.0	
vs Saint Joseph's	11/21/15		10	2-3	.667	1-2	.500	0-0	.000	1	1	2	3.5	1	0	0	0	0	5	4.5	
vs Purdue	11/22/15		3	0-2	.000	0-2	.000	0-0	.000	0	0	0	2.3	2	0	0	0	1	0	3.0	
VERMONT	11/25/15		8	3-4	.750	1-2	.500	0-0	.000	2	1	3	2.5	2	0	0	0	1	7	4.0	
FLORIDA GULF COAST	11/27/15		6	1-1	1.000	0-0	.000	0-0	.000	1	1	2	2.4	0	0	0	1	0	2	3.6	
RICHMOND	12/1/15		7	1-2	.500	0-0	.000	0-1	.000	0	1	1	2.2	1	0	0	0	0	2	3.3	
at Miami	12/8/15		7	1-3	.333	0-1	.000	0-0	.000	2	1	3	2.3	1	0	0	0	1	2	3.1	
at Michigan State	12/12/15		7	0-1	.000	0-0	.000	1-2	.500	1	0	1	2.1	0	1	0	0	0	1	2.9	
vs Oklahoma State	12/19/15		3	0-1	.000	0-1	.000	0-0	.000	0	1	1	2.0	2	0	0	0	0	0	2.6	
JACKSONVILLE	12/22/15		12	1-2	.500	0-1	.000	0-0	.000	0	1	1	1.9	1	0	1	0	0	2	2.5	
FLORIDA STATE	12/29/15		5	0-0	.000	0-0	.000	0-0	.000	0	0	0	1.7	0	0	0	0	1	0	2.3	
GEORGIA	1/2/16	*	20	2-5	.400	1-2	.500	0-2	.000	1	1	2	1.8	2	0	3	0	0	5	2.5	
at Tennessee	1/6/16	*	18	4-6	.667	3-5	.600	0-0	.000	1	1	2	1.8	2	0	1	0	0	11	3.2	
LSU	1/9/16	*	25	6-8	.750	2-3	.667	0-1	.000	4	5	9	2.3	4	0	1	0	0	14	3.9	
at Texas A&M	1/12/16	*	21	7-8	.875	2-2	1.000	0-2	.000	2	2	4	2.4	4	0	1	1	0	16	4.7	
at Ole Miss	1/16/16	*	21	2-6	.333	2-5	.400	0-0	.000	1	2	3	2.4	1	0	2	0	1	6	4.8	
MISSISSIPPI STATE	1/19/16	*	23	3-7	.429	1-4	.250	1-4	.250	1	7	8	2.8	1	1	2	0	0	8	5.0	
AUBURN	1/23/16	*	23	3-3	1.000	2-2	1.000	0-0	.000	0	2	2	2.7	3	0	1	0	1	8	5.2	
at Vanderbilt	1/26/16	*	3	0-2	.000	0-0	.000	1-2	.500	0	0	0	2.6	0	0	0	0	0	1	4.9	
ARKANSAS	2/3/16		12	2-2	1.000	1-1	1.000	2-2	1.000	1	4	5	2.7	0	0	2	0	0	7	5.1	
Totals			8	248	39-68	.574	16-34	.471	7-18	.389	18	36	54	2.7	27	2	14	2	7	101	5.1

Games played: 20  
 Minutes/game: 12.4  
 Points/game: 5.1  
 FG Pct: 57.4  
 3FG Pct: 47.1  
 FT Pct: 38.9


Rebounds/game: 2.7  
 Assists/game: 0.1  
 Turnovers/game: 0.7  
 Assist/turnover ratio: 0.1  
 Steals/game: 0.4  
 Blocks/game: 0.1

## Leon Game Highs

<b>Points</b>	2015-16/Career 16, at Texas A&M (1/12/16)
<b>Rebounds</b>	2015-16/Career 9, vs. LSU (1/9/16)
<b>Field Goals</b>	2015-16/Career 7, at Texas A&M (1/12/16)
<b>Field Goal Attempts</b>	2015-16/Career 8, 2x, last at Texas A&M (1/12/16)
<b>3-Point Field Goals</b>	2015-16/Career 3, at Tennessee (1/6/16)
<b>3-Point FG Attempts</b>	2015-16/Career 5, 2x, last at Ole Miss (1/16/16)
<b>Free Throws</b>	2015-16/Career 2, vs. N. Carolina A&T (11/16/15)
<b>Free Throw Attempts</b>	2015-16/Career 4, vs. Mississippi State (1/19/16)
<b>Assists</b>	2015-16/Career 1, 2x, last vs. Miss. State (1/19/16)
<b>Steals</b>	2015-16/Career 1, 6x, last vs. Auburn (1/23/16)
<b>Blocked Shots</b>	2015-16/Career 1, 2x, last at Texas A&M (1/12/16)
<b>Minutes Played</b>	2015-16/Career 25, vs. LSU (1/9/16)

# #5 ALEX MURPHY

SENIOR (R) | F | 6-8 | 225 | WAKEFIELD, R.I. | DUKE



## Overview

- Scored 117 points in 23 games (5.1 per game) during his first season eligible to compete for Florida.
- An outstanding wing athlete who can put the ball on the floor and drive, fill the lane on the break or attack the offensive glass.
- Younger brother of Erik Murphy.

## 2015-16 Highlights

- Made his season debut in the Orange Bowl Classic, scoring four points in the win vs. Oklahoma State.
- Suffered a right foot injury in the exhibition game that kept him out of UF's first nine games, then re-aggravated the injury heading into the Florida State game.
- Should be a great fit for head coach Mike White's offense as a solid driver with the athleticism to finish strong at the rim.

Season	gp-gs	min/avg	Total		3-Point		F-Throws		Rebounds				Scoring							
			fg-fga	pct	fg-fga	pct	ft-fa	pct	off	def	tot	avg	pf	fo	ast	to	blk	stl	pts	avg
2012-13*	31-0	194/6.3	27-55	.491	5-24	.208	5-12	.417	9	21	30	1.0	18	0	0	11	3	5	64	2.1
2013-14*	5-0	33/6.6	1-6	.167	1-5	.200	2-4	.500	2	3	5	1.0	3	0	2	1	0	0	5	1.0
2014-15	23-4	327/14.2	42-92	.457	6-33	.182	27-44	.614	11	35	46	2.0	34	1	6	21	6	9	117	5.1
2015-16	3-0	23/7.7	4-10	.400	1-4	.250	1-4	.250	2	2	4	1.3	5	0	0	1	1	0	10	3.3
TOTAL	26-4	350/13.5	46-102	.451	7-37	.189	28-48	.583	13	37	50	1.9	39	1	6	22	7	9	127	4.9
All*	62-4	577/9.3	74-163	.454	13-66	.197	35-64	.547	24	61	85	1.4	60	1	8	34	10	14	196	3.2

Opponent	Date	gs	min	Total		3-Pointers		Free throws		Rebounds				pf	a	t/o	blk	stl	pts	avg
				fg-fga	pct	3fg-fga	pct	ft-fa	pct	off	def	tot	avg							
vs Oklahoma State	12/19/15	8	2-4	.500	0-2	.000	0-0	.000	0	0	0	0.0	1	0	0	0	0	4	4.0	
JACKSONVILLE	12/22/15	11	1-4	.250	1-2	.500	0-2	.000	1	2	3	1.5	3	0	0	1	0	3	3.5	
at Tennessee	1/6/16	4	1-2	.500	0-0	.000	1-2	.500	1	0	1	1.3	1	0	1	0	0	3	3.3	
Totals		0	23	4-10	.400	1-4	.250	1-4	.250	2	2	4	1.3	5	0	1	1	0	10	3.3

Games played: 3  
 Minutes/game: 7.7  
 Points/game: 3.3  
 FG Pct: 40.0  
 3FG Pct: 25.0  
 FT Pct: 25.0

Rebounds/game: 1.3  
 Turnovers/game: 0.3  
 Blocks/game: 0.3

## Murphy vs. Kentucky (2.0 ppg, 2.3 rpg)

	Date	GS	Min	FG	FGA	Pct	3FG	FGA	Pct	FT	FTA	Pct	Off	Def	Tot	PF	A	TO	Blk	Stl	Pts
KENTUCKY	2/7/15	7	0	1	.000	0	1	.000	0	0	.000	0	0	0	2	0	1	0	0	0	0
at Kentucky	3/7/15	13	1	3	.333	0	0	.000	2	2	1.000	1	2	3	1	1	1	1	0	4	4
vs Kentucky	3/13/15	10	1	3	.333	0	1	.000	0	0	.000	1	3	4	0	0	1	0	0	2	2
<b>Totals</b>	<b>3 Games</b>	<b>0</b>	<b>30</b>	<b>2</b>	<b>7</b>	<b>.286</b>	<b>0</b>	<b>2</b>	<b>.000</b>	<b>2</b>	<b>2</b>	<b>1.000</b>	<b>2</b>	<b>5</b>	<b>7</b>	<b>3</b>	<b>1</b>	<b>3</b>	<b>1</b>	<b>0</b>	<b>6</b>

## Murphy Game Highs

Points	
2015-16	4, vs. Oklahoma State (12/19/15)
UF	11, vs. Vanderbilt (2/18/15)
Career	11, 2x, last vs. Vandy (2/18/15)

Rebounds	
2015-16	3, vs. Jacksonville (12/22/15)
UF	4, 3x, last vs. Kentucky (3/13/15)
Career	7, vs. Delaware (12/1/12)

Field Goals	
2015-16	2, vs. Oklahoma State (12/19/15)
UF	3, 6x, last vs. Texas A&M (3/3/15)
Career	5, at Miami (1/23/13)

Field Goal Attempts	
2015-16	4, 2x, last vs. J'ville (12/22/15)
UF/Career	10, at LSU (2/21/15)

3-Point Field Goals	
2015-16	1, vs. Jacksonville (12/22/15)
UF/Career	2, vs. Vanderbilt (2/18/15)

3-Point FG Attempts	
2015-16	2, 2x, last vs. J'ville (12/22/15)
UF/Career	5, at LSU (2/21/15)

Free Throws	
2015-16	1, at Tennessee (1/6/16)
UF/Career	5, vs. Wake Forest (12/20/14)

Free Throw Attempts	
2015-16	2, 2x, last at Tennessee (1/6/16)
UF/Career	6, vs. Wake Forest (12/20/14)

Assists	
2015-16	---
UF	1, 6x, last at Kentucky (3/7/15)
Career	1, 7x, last at Kentucky (3/7/15)

Steals	
2015-16	---
UF/Career	2, 2x, last at Alabama (1/27/15)

Blocked Shots	
2015-16	1, vs. Jacksonville (12/22/15)
UF/Career	2, vs. Wake Forest (12/20/14)


Minutes Played	
2015-16	11, vs. Jacksonville (12/22/15)
UF/Career	27, vs. Wake Forest (12/20/14)

Note: Career highs from 2012-13 took place at Duke.



# #32 SCHUYLER RIMMER

JUNIOR | F/C | 6-10 | 245 | ORLANDO, FLA. | STANFORD



## Overview

- Mid-year transfer from Stanford in 2014-15 who received a waiver to compete starting in the Fall semester of 2015.
- Appeared in 16 games and scored eight points for the Cardinal.
- A big body down low who can score off a jump shot or cleaning up the glass.
- Rated a three-star prospect out of high school by ESPN.com and Rivals.

## 2015-16 Highlights

- Provided 21 invaluable minutes in the Gators' win vs. #9 West Virginia, grabbing a team-high six rebounds as John Egbunu was limited with foul trouble.
- Scored 9 points in the win vs. North Carolina A&T, more than he scored his entire time at Stanford.
- Missed five games (back) before returning vs. LSU to contribute valuable post minutes and a pair of free throws late in the game.
- One of UF's rotation post players behind John Egbunu, splitting backup duties with Kevarrius Hayes.

Season	gp-gs	min/avg	Total		3-Point		F-Throws		Rebounds				Scoring							
			fg-fga	pct	fg-fga	pct	ft-fa	pct	off	def	tot	avg	pf	fo	ast	to	blk	stl	pts	avg
2013-14*	14-0	69/4.9	3-9	.333	0-0	.000	1-7	.143	1	8	9	0.6	11	0	0	5	1	0	7	0.5
2014-15*	2-0	6/3.0	0-0	.000	0-0	.000	1-2	.500	1	1	2	1.0	0	0	0	0	0	1	0.5	
2015-16	15-0	115/7.7	11-24	.458	1-1	1.000	8-8	1.000	9	17	26	1.7	20	0	3	4	4	0	31	2.1
TOTAL	15-0	115/7.7	11-24	.458	1-1	1.000	8-8	1.000	9	17	26	1.7	20	0	3	4	4	0	31	2.1
All*	31-0	190/6.1	14-33	.424	1-1	1.000	10-17	.588	11	26	37	1.2	31	0	3	9	5	0	39	1.3

Opponent	Date	gs	min	Total		3-Pointers		Free throws		Rebounds				pf	a	t/o	blk	stl	pts	avg
				fg-fga	pct	3fg-fga	pct	ft-fa	pct	off	def	tot	avg							
at Navy	11/13/15	14	3-3	1.000	0-0	.000	0-0	.000	2	2	4	4.0	2	0	1	0	0	6	6.0	
NORTH CAROLINA A&T	11/16/15	10	4-6	.667	1-1	1.000	0-0	.000	2	2	4	4.0	1	0	1	1	0	9	7.5	
vs Saint Joseph's	11/21/15	9	0-1	.000	0-0	.000	0-0	.000	0	1	1	3.0	3	1	0	0	0	5.0		
vs Purdue	11/22/15	4	0-0	.000	0-0	.000	0-0	.000	0	0	0	2.3	1	0	0	0	0	3.8		
VERMONT	11/25/15	7	1-2	.500	0-0	.000	2-2	1.000	1	1	2	2.2	0	0	1	0	0	4	3.8	
FLORIDA GULF COAST	11/27/15	3	0-1	.000	0-0	.000	0-0	.000	1	0	1	2.0	0	0	0	0	0	3.2		
RICHMOND	12/1/15	5	1-1	1.000	0-0	.000	0-0	.000	0	2	2	2.0	0	0	0	0	0	2	3.0	
at Miami	12/8/15	1	0-0	.000	0-0	.000	0-0	.000	0	1	1	1.9	0	0	0	0	0	2.6		
at Michigan State	12/12/15	9	0-2	.000	0-0	.000	0-0	.000	0	1	1	1.8	3	0	0	0	0	2.3		
LSU	1/9/16	8	0-0	.000	0-0	.000	2-2	1.000	0	1	1	1.7	2	0	0	0	0	2	2.3	
at Texas A&M	1/12/16	5	0-1	.000	0-0	.000	0-0	.000	1	0	1	1.6	1	0	0	1	0	2.1		
AUBURN	1/23/16	3	1-1	1.000	0-0	.000	0-0	.000	0	0	0	1.5	0	0	0	0	0	2	2.1	
at Vanderbilt	1/26/16	5	0-1	.000	0-0	.000	2-2	1.000	0	1	1	1.5	1	0	0	0	0	2	2.1	
WEST VIRGINIA	1/30/16	21	0-2	.000	0-0	.000	2-2	1.000	1	5	6	1.8	2	1	1	1	0	2	2.1	
ARKANSAS	2/3/16	11	1-3	.333	0-0	.000	0-0	.000	1	0	1	1.7	4	1	0	1	0	2	2.1	
Totals		0	115	11-24	.458	1-1	1.000	8-8	1.000	9	17	26	1.7	20	3	4	4	0	31	2.1

Games played: 15  
 Minutes/game: 7.7  
 Points/game: 2.1  
 FG Pct: 45.8  
 3FG Pct: 100.0  
 FT Pct: 100.0

Rebounds/game: 1.7  
 Assists/game: 0.2  
 Turnovers/game: 0.3  
 Assist/turnover ratio: 0.8  
 Blocks/game: 0.3

## Rimmer Game Highs

### Points

2015-16/Career 9, vs. N. Carolina A&T (11/16/15)

### Rebounds

2015-16/Career 6, vs. West Virginia (1/30/16)

### Field Goals

2015-16/Career 4, vs. N. Carolina A&T (11/16/15)

### Field Goal Attempts

2015-16/Career 6, vs. N. Carolina A&T (11/16/15)

### 3-Point Field Goals

2015-16/Career 1, vs. N. Carolina A&T (11/16/15)

### 3-Point FG Attempts

2015-16/Career 1, vs. N. Carolina A&T (11/16/15)

### Free Throws

2015-16/Career 2, 4x, last vs. West Va. (1/30/16)

### Free Throw Attempts

2015-16/UF 2, 4x, last vs. West Va. (1/30/16)

Career 2, 8x, last vs. West Va. (1/30/16)

### Assists

2015-16/Career 1, 3x, last vs. Arkansas (2/3/16)

### Steals

2015-16/Career ---

### Blocked Shots

2015-16/UF 1, 3x, last vs. West Va. (1/30/16)

Career 1, 4x, last vs. West Va. (1/30/16)

### Minutes Played

2015-16/UF/Career 21, vs. West Virginia (1/30/16)

*Note: Career highs from before this season took place at Stanford.*

# #3 DEVIN ROBINSON

SOPHOMORE | F | 6-8 | 195 | CHESTERFIELD, VA. | CHRISTCHURCH SCHOOL



## Overview

- Named to the 2015 SEC All-Freshman team, starting 17 games and appearing in every contest.
- Robinson brings length to the wing, with the ability to put the ball on the floor or pull up for a 3-pointer.
- Playmaker whose size should cause matchup problems at the three position.

## 2015-16 Highlights

- Against Richmond, Robinson (12 points, 13 rebounds) and John Egubunu (17 points, 14 rebounds) were the first Gator teammates to put up double-doubles in the same game since Vernon Macklin and Alex Tyus did so vs. Jacksonville in 2010. Notched two double-doubles in the first three games of the season, both coming off the bench. Robinson is the first Gator since Marreese Speights in 2006-07 to record multiple double-doubles off the bench in a season. Speights, Matt Bonner (2000-01) and Donnell Harvey (1999-2000) were the only Gators to do so under Billy Donovan.
- Posted his first career double-double at Navy, coming off the bench for 13 points and 10 rebounds. The rebounding total marked a new career high.
- Regularly noted as a potential first-rounder in NBA mock drafts, Robinson has a chance to establish himself as a regular starter if he can perform with more consistency and toughness.

Season	gp-gs	min/avg	Total		3-Point		F-Throws		Rebounds				Scoring							
			fg-fga	pct	fg-fga	pct	ft-fa	pct	off	def	tot	avg	pf	fo	ast	to	blk	stl	pts	avg
2014-15	33-17	628/19.0	78-194	.402	21-82	.256	35-55	.636	27	65	92	2.8	57	2	23	31	13	17	212	6.4
2015-16	22-8	467/21.2	70-150	.467	18-62	.290	36-50	.720	43	85	128	5.8	44	0	7	17	11	8	194	8.8
<b>TOTAL</b>	<b>55-25</b>	<b>1095/19.9</b>	<b>148-344</b>	<b>.430</b>	<b>39-144</b>	<b>.271</b>	<b>71-105</b>	<b>.676</b>	<b>70</b>	<b>150</b>	<b>220</b>	<b>4.0</b>	<b>101</b>	<b>2</b>	<b>30</b>	<b>48</b>	<b>24</b>	<b>25</b>	<b>406</b>	<b>7.4</b>

Opponent	Date	gs	min	Total		3-Pointers		Free throws		Rebounds				pf	a	l/o	blk	stl	pts	avg	
				fg-fga	pct	3fg-fga	pct	ft-fa	pct	off	def	tot	avg								
at Navy	11/13/15		28	5-10	.500	1-5	.200	2-3	.667	3	7	10	10.0	2	0	2	2	0	13	13.0	
NORTH CAROLINA A&T	11/16/15		22	5-9	.556	2-5	.400	3-3	1.000	2	5	7	8.5	0	0	1	1	1	15	14.0	
vs Saint Joseph's	11/21/15		26	5-10	.500	1-4	.250	1-2	.500	5	5	10	9.0	2	1	0	0	0	12	13.3	
vs Purdue	11/22/15		23	2-7	.286	1-3	.333	0-0	.000	1	3	4	7.8	2	0	1	0	0	5	11.3	
VERMONT	11/25/15	*	24	5-9	.556	2-5	.400	3-4	.750	2	6	8	7.8	2	0	0	0	0	15	12.0	
FLORIDA GULF COAST	11/27/15	*	24	2-8	.250	1-6	.167	1-2	.500	0	4	4	7.2	4	0	0	1	2	6	11.0	
RICHMOND	12/1/15	*	24	4-10	.400	0-2	.000	4-5	.800	4	9	13	8.0	1	0	2	1	0	12	11.1	
at Miami	12/8/15	*	30	5-10	.500	0-1	.000	1-1	1.000	1	5	6	7.8	3	2	0	0	0	11	11.1	
at Michigan State	12/12/15	*	31	5-9	.556	0-3	.000	0-0	.000	4	5	9	7.9	2	0	2	0	0	10	11.0	
vs Oklahoma State	12/19/15	*	22	4-6	.667	2-3	.667	3-4	.750	2	4	6	7.7	3	0	1	1	1	13	11.2	
JACKSONVILLE	12/22/15	*	20	5-9	.556	1-2	.500	1-2	.500	2	3	5	7.5	1	0	0	0	0	12	11.3	
FLORIDA STATE	12/29/15	*	22	2-7	.286	0-4	.000	2-3	.667	2	5	7	7.4	0	0	1	0	0	6	10.8	
GEORGIA	1/2/16		10	3-3	1.000	2-2	1.000	5-7	.714	1	1	2	7.0	1	0	0	0	0	13	11.0	
at Tennessee	1/6/16		20	5-8	.625	2-4	.500	1-2	.500	2	4	6	6.9	3	0	0	0	1	13	11.1	
LSU	1/9/16		18	2-5	.400	0-3	.000	0-0	.000	2	2	4	6.7	4	0	0	0	0	4	10.7	
at Texas A&M	1/12/16		16	2-6	.333	1-5	.200	0-0	.000	0	1	1	6.4	3	0	2	1	0	5	10.3	
at Ole Miss	1/16/16		18	1-3	.333	0-0	.000	3-4	.750	1	2	3	6.2	3	1	0	1	0	5	10.0	
MISSISSIPPI STATE	1/19/16		19	4-6	.667	2-2	1.000	1-2	.500	3	2	5	6.1	1	1	1	0	1	11	10.1	
AUBURN	1/23/16		19	1-7	.143	0-0	.000	2-2	1.000	2	6	8	6.2	3	1	3	1	2	4	9.7	
at Vanderbilt	1/26/16		13	0-3	.000	0-1	.000	0-0	.000	2	1	3	6.1	3	0	0	0	0	0	9.3	
WEST VIRGINIA	1/30/16		20	2-3	.667	0-1	.000	3-4	.750	2	3	5	6.0	0	1	0	1	0	7	9.1	
ARKANSAS	2/3/16		18	1-2	.500	0-1	.000	0-0	.000	0	2	2	5.8	1	0	1	1	0	2	8.8	
<b>Totals</b>			<b>8</b>	<b>467</b>	<b>70-150</b>	<b>.467</b>	<b>18-62</b>	<b>.290</b>	<b>36-50</b>	<b>.720</b>	<b>43</b>	<b>85</b>	<b>128</b>	<b>5.8</b>	<b>44</b>	<b>7</b>	<b>17</b>	<b>11</b>	<b>8</b>	<b>194</b>	<b>8.8</b>

Games played: 22  
 Minutes/game: 21.2  
 Points/game: 8.8  
 FG Pct: 46.7  
 3FG Pct: 29.0  
 FT Pct: 72.0

Rebounds/game: 5.8  
 Assists/game: 0.3  
 Turnovers/game: 0.8  
 Assist/turnover ratio: 0.4  
 Steals/game: 0.4  
 Blocks/game: 0.5

## Robinson vs. Kentucky (2.3 ppg, 1.7 rpg)

	Date	GS	Min	FG	FGA	Pct	3FG	FGA	Pct	FT	FTA	Pct	Off	Def	Tot	PF	A	TO	Blk	Stl	Pts
KENTUCKY	2/7/15		6	1	2	.500	0	0	.000	0	0	.000	1	0	1	2	1	3	1	1	2
at Kentucky	3/7/15		16	1	2	.500	0	1	.000	0	0	.000	0	2	2	0	0	2	0	0	2
vs Kentucky	3/13/15		19	1	4	.250	0	0	.000	1	3	.333	0	2	2	2	0	0	1	0	3
<b>Totals</b>	<b>3 Games</b>	<b>0</b>	<b>41</b>	<b>3</b>	<b>8</b>	<b>.375</b>	<b>0</b>	<b>1</b>	<b>.000</b>	<b>1</b>	<b>3</b>	<b>.333</b>	<b>1</b>	<b>4</b>	<b>5</b>	<b>4</b>	<b>1</b>	<b>5</b>	<b>2</b>	<b>1</b>	<b>7</b>

## Robinson Game Highs

<b>Points</b>	
2015-16	15, 2x, last vs. Vermont (11/25/15)
Career	15, 3x, last vs. Vermont (11/25/15)
<b>Rebounds</b>	
2015-16/Career	13, vs. Richmond (12/1/15)
<b>Field Goals</b>	
2015-16	5, 7x, last at Tennessee (1/6/16)
Career	6, vs. Ole Miss (2/12/15)
<b>Field Goal Attempts</b>	
2015-16	10, 4x, last at Miami (12/8/15)
Career	13, at LSU (2/21/15)
<b>3-Point Field Goals</b>	
2015-16	2, 6x, last vs. Miss. State (1/19/16)
Career	2, 10x, last vs. Miss. St. (1/19/16)
<b>3-Point Attempts</b>	
2015-16	6, vs. FGCU (11/27/15)
Career	6, 2x, last vs. FGCU (11/27/15)
<b>Free Throws</b>	
2015-16	5, vs. Georgia (1/2/16)
Career	5, 2x, last vs. Georgia (1/2/16)
<b>Free Throw Attempts</b>	
2015-16	6, vs. Georgia (1/2/16)
Career	6, 2x, last vs. Georgia (1/2/16)
<b>Assists</b>	
2015-16	2, at Miami (12/8/15)
Career	3, 3x, last vs. Ole Miss (2/12/15)
<b>Steals</b>	
2015-16	2, 2x, last vs. Auburn (1/23/16)
Career	2, 6x, last vs. Auburn (1/23/16)
<b>Blocked Shots</b>	
2015-16	2, at Navy (11/13/15)
Career	2, 3x, last at Navy (11/13/15)
<b>Minutes Played</b>	
2015-16	31, at Michigan State (12/12/15)
Career	33, 2x, last at Missouri (2/24/15)

# #1 DEVON WALKER

JUNIOR (R) | G/F | 6-6 | 203 | WINTER HAVEN, FLA. | WINTER HAVEN

## Overview

- Has played in 60 career games with seven starts, averaging 1.8 points and 1.0 rebounds.
- Athletic and versatile wing player with the ability to contribute at three positions.
- Lengthy, intelligent and hard-working player, making him an asset on the defensive end of the floor.
- Missed the 2014-15 season after suffering a torn ACL during offseason work in July 2014.

## 2015-16 Highlights

- Scored a career-high 15 points in the win vs. North Carolina A&T.
- Comes back from his injury with improved strength and quickness and a chance to return to a regular place in the rotation and possibly the starting lineup.



Season	gp-gs	min/avg	Total		3-Point		F-Throws		Rebounds					Scoring						
			fg-fga	pct	fg-fga	pct	ft-fga	pct	off	def	tot	avg	pf	fo	ast	to	blk	stl	pts	avg
2012-13	25-0	99/4.0	4-22	.182	1-7	.143	11-14	.786	6	11	17	0.7	10	0	2	3	4	2	20	0.8
2013-14	35-7	423/12.1	25-81	.309	19-63	.302	16-24	.667	11	32	43	1.2	30	0	19	20	13	13	85	2.4
2015-16	18-4	227/12.6	13-54	.241	2-19	.105	12-24	.500	16	16	32	1.8	19	0	4	7	6	4	40	2.2
<b>TOTAL</b>	<b>78-11</b>	<b>749/9.6</b>	<b>42-157</b>	<b>.268</b>	<b>22-89</b>	<b>.247</b>	<b>39-62</b>	<b>.629</b>	<b>33</b>	<b>59</b>	<b>92</b>	<b>1.2</b>	<b>59</b>	<b>0</b>	<b>25</b>	<b>30</b>	<b>23</b>	<b>19</b>	<b>145</b>	<b>1.9</b>

Opponent	Date	gs	min	Total		3-Pointers		Free throws		Rebounds					pf	a	t/o	blk	stl	pts	avg
				fg-fga	pct	3fg-fga	pct	ft-fga	pct	off	def	tot	avg								
at Navy	11/13/15	*	24	1-4	.250	0-1	.000	0-0	.000	0	1	1	1.0	1	0	0	1	0	2	2.0	
NORTH CAROLINA A&T	11/16/15	*	19	6-8	.750	2-3	.667	1-2	.500	2	2	4	2.5	1	1	1	1	1	15	8.5	
vs Saint Joseph's	11/21/15	*	16	1-5	.200	0-3	.000	3-4	.750	0	1	1	2.0	3	0	1	0	0	5	7.3	
vs Purdue	11/22/15	*	17	1-5	.200	0-2	.000	3-4	.750	1	0	1	1.8	2	1	0	0	1	5	6.8	
VERMONT	11/25/15		17	1-5	.200	0-1	.000	2-6	.333	4	1	5	2.4	1	0	1	0	0	4	6.2	
FLORIDA GULF COAST	11/27/15		12	1-4	.250	0-1	.000	0-0	.000	0	0	0	2.0	0	0	1	2	0	2	5.5	
RICHMOND	12/1/15		13	2-5	.400	0-1	.000	1-2	.500	2	0	2	2.0	1	1	0	0	0	5	5.4	
at Miami	12/8/15		8	0-0	.000	0-0	.000	0-0	.000	1	0	1	1.9	0	0	1	0	1	0	4.8	
at Michigan State	12/12/15		11	0-1	.000	0-1	.000	1-2	.500	0	2	2	1.9	3	0	1	0	1	1	4.3	
vs Oklahoma State	12/19/15		14	0-3	.000	0-1	.000	0-0	.000	0	2	2	1.9	0	0	0	2	0	0	3.9	
JACKSONVILLE	12/22/15		9	0-3	.000	0-1	.000	0-0	.000	0	1	1	1.8	2	0	0	0	0	0	3.5	
FLORIDA STATE	12/29/15		12	0-2	.000	0-2	.000	0-0	.000	1	4	5	2.1	0	0	0	0	0	0	3.3	
GEORGIA	1/2/16		17	0-2	.000	0-1	.000	1-2	.500	2	1	3	2.2	2	0	0	0	0	1	3.1	
at Tennessee	1/6/16		5	0-2	.000	0-0	.000	0-0	.000	0	0	0	2.0	0	0	0	0	0	0	2.9	
LSU	1/9/16		11	0-3	.000	0-0	.000	0-0	.000	2	1	3	2.1	0	0	1	0	0	0	2.7	
at Texas A&M	1/12/16		4	0-1	.000	0-0	.000	0-0	.000	0	0	0	1.9	1	0	0	0	0	0	2.5	
AUBURN	1/23/16		4	0-0	.000	0-0	.000	0-0	.000	0	0	0	1.8	1	0	0	0	0	0	2.4	
at Vanderbilt	1/26/16		14	0-1	.000	0-1	.000	0-2	.000	1	0	1	1.8	1	1	0	0	0	0	2.2	
<b>Totals</b>			<b>4</b>	<b>227</b>	<b>13-54</b>	<b>.241</b>	<b>2-19</b>	<b>.105</b>	<b>12-24</b>	<b>.500</b>	<b>16</b>	<b>16</b>	<b>32</b>	<b>1.8</b>	<b>19</b>	<b>4</b>	<b>7</b>	<b>6</b>	<b>4</b>	<b>40</b>	<b>2.2</b>

Games played: 18  
 Minutes/game: 12.6  
 Points/game: 2.2  
 FG Pct: 24.1  
 3FG Pct: 10.5  
 FT Pct: 50.0

Rebounds/game: 1.8  
 Assists/game: 0.2  
 Turnovers/game: 0.4  
 Assist/turnover ratio: 0.6  
 Steals/game: 0.2  
 Blocks/game: 0.3

## Walker vs. Kentucky

	Date	GS	Min	FG	FGA	Pct	3FG	FGA	Pct	FT	FTA	Pct	Off	Def	Tot	PF	A	TO	Blk	Stl	Pts
KENTUCKY	2/12/13	1	0	0	0	.000	0	0	.000	0	0	.000	0	0	0	0	0	0	0	0	0
at Kentucky	2/15/14	5	0	2	0	.000	0	1	.000	0	0	.000	0	1	1	2	1	1	0	0	0
KENTUCKY	3/8/14	9	1	2	0	.500	1	2	.500	0	2	.000	0	2	2	2	0	0	1	0	3
vs Kentucky	3/16/14	7	0	1	0	.000	0	1	.000	0	0	.000	0	1	1	1	0	1	0	0	0
<b>Totals</b>	<b>4 Games</b>	<b>0</b>	<b>22</b>	<b>1</b>	<b>5</b>	<b>.200</b>	<b>1</b>	<b>4</b>	<b>.250</b>	<b>0</b>	<b>2</b>	<b>.000</b>	<b>0</b>	<b>4</b>	<b>4</b>	<b>5</b>	<b>1</b>	<b>2</b>	<b>1</b>	<b>0</b>	<b>3</b>

## Walker Game Highs

<b>Points</b>	2015-16/Career	15, vs. N. Carolina A&T (11/16/15)
<b>Rebounds</b>	2015-16	5, 2x, last vs. FSU (12/29/15)
	Career	7, vs. Savannah State (12/29/13)
<b>Field Goals</b>	2015-16/Career	6, vs. N. Carolina A&T (11/16/15)
<b>Field Goal Attempts</b>	2015-16	8, vs. N. Carolina A&T (11/16/15)
	Career	9, vs. Southern (11/18/13)
<b>3-Point Field Goals</b>	2015-16	2, vs. N. Carolina A&T (11/16/15)
	Career	2, 7x, last vs. N.C. A&T (11/16/15)
<b>3-Point Attempts</b>	2015-16	8, vs. St. Joseph's (11/21/15)
	Career	6, at Ole Miss (2/22/14)
<b>Free Throws</b>	2015-16	3, 2x, last vs. Purdue (11/22/15)
	Career	4, vs. MTSU (11/21/13)
<b>Free Throw Attempts</b>	2015-16/Career	6, vs. Vermont (11/25/15)
<b>Assists</b>	2015-16	1, 3x, last vs. Richmond (12/1/15)
	Career	2, 4x, last vs. Auburn (2/19/14)
<b>Steals</b>	2015-16	1, 4x, last at Mich. St. (12/12/15)
	Career	2, 4x, last at Ole Miss (2/22/14)
<b>Blocked Shots</b>	2015-16	2, 2x, last vs. Okla. St. (12/19/15)
	Career	2, 4x, last vs. Okla. St. (12/19/15)
<b>Minutes Played</b>	2015-16	24, at Navy (11/13/15)
	Career	32, vs. MTSU (11/21/13)



# REDSHIRTING

## #23 KEITH STONE

FRESHMAN | F | 6-8 | 233 | DEERFIELD BEACH, FLA. | ZION LUTHERAN



### Overview

- Solid driver with great touch around the rim.
- Helped Zion Lutheran to a 20-8 record and a 2A regional semifinal appearance during his senior year.
- ESPN.com bottom line: "Stone is a combination forward that is a tough cover. He can make plays from almost anywhere inside the arc. Stone is just scratching the surface of how good he can become. When Stone is locked in and competing he has a high major game to go along with his terrific scoring package."


### 2015-16 Highlights

- Has opted to redshirt this season to continue developing his game.
- Has drawn praise for his performance in workouts and has trimmed down in the weight room since arriving to UF.

# WALK-ONS

## #14 LEXX EDWARDS

SENIOR (R) | GUARD | 6-2 | 220 | ORLANDO, FLA. | JONES



### Overview

- Walk-on who enrolled at UF in Summer 2011. Graduated in Spring 2015 and enrolled in grad school for Fall 2015.
- Brother, Lorenzo, played football at UF from 2007-10 and was part of the 2008 national championship team.
- Has always dreamed of attending UF because his grandfather, aunt and brother all attended.

- Awarded academic scholarship and felt attending Florida would challenge him academically.

### 2015-16 Highlights

- Scored his first career point in the season opener at Navy.
- Expected to contribute on the scout team in practice and see minutes when game situations allow.

Season	gp-gs	min/avg	Total		3-Point		F-Throws		Rebounds				Scoring									
			fg-fga	pct	fg-fga	pct	ft-fa	pct	off	def	tot	avg	pf	fo	ast	to	blk	stl	pts	avg		
2013-14	11-0	15/1.4	0-1	.000	0-0	.000	0-0	.000	0	3	3	0.3	4	0	0	1	0	0	0	0	0	0
2014-15	10-0	24/2.4	0-1	.000	0-1	.000	0-0	.000	0	5	5	0.5	5	0	1	0	0	0	0	0	0	0
2015-16	8-0	12/1.5	0-4	.000	0-3	.000	1-2	.500	1	5	6	0.8	1	0	0	0	0	0	0	0	1	0.1
TOTAL	29-0	51/1.8	0-6	.000	0-4	.000	1-2	.500	1	13	14	0.5	10	0	1	1	0	0	0	1	0.0	

Opponent	Date	gs	min	Total		3-Pointers		Free throws		Rebounds				pf	a	t/o	blk	stl	pts	avg
				fg-fga	pct	3fg-fga	pct	ft-fa	pct	off	def	tot	avg							
at Navy	11/13/15	1	0-0	.000	0-0	.000	1-2	.500	1	1	2	2.0	0	0	0	0	0	1	1.0	
NORTH CAROLINA A&T	11/16/15	2	0-0	.000	0-0	.000	0-0	.000	0	0	0	1.0	0	0	0	0	0	0	0.5	
VERMONT	11/25/15	2	0-2	.000	0-1	.000	0-0	.000	0	0	0	0.7	0	0	0	0	0	0	0.3	
FLORIDA GULF COAST	11/27/15	1	0-0	.000	0-0	.000	0-0	.000	0	0	0	0.5	0	0	0	0	0	0	0.3	
RICHMOND	12/1/15	1	0-0	.000	0-0	.000	0-0	.000	0	1	1	0.6	0	0	0	0	0	0	0.2	
JACKSONVILLE	12/22/15	2	0-1	.000	0-1	.000	0-0	.000	0	1	1	0.7	0	0	0	0	0	0	0.2	
at Tennessee	1/6/16	1	0-0	.000	0-0	.000	0-0	.000	0	0	0	0.6	1	0	0	0	0	0	0.1	
AUBURN	1/23/16	2	0-1	.000	0-1	.000	0-0	.000	0	2	2	0.8	0	0	0	0	0	0	0.1	
Totals		0	12	0-4	.000	0-3	.000	1-2	.500	1	5	6	0.8	1	0	0	0	0	1	0.1

# WALK-ONS

## #12 ZACH HODSKINS

SOPHOMORE | GUARD | 6-4 | 203 | ALPHARETTA, GA. | MILTON



### Overview

- Walk-on who enrolled at UF for the Summer B term of 2014.
- Has a great 3-point stroke, and is a strong and athletic player.

### 2015-16 Highlights


- Scored his first career basket vs. Jacksonville.
- Expected to contribute in practice on the scout team and see minutes when game situations allow.

Season	gp-gs	min/avg	Total		3-Point		F-Throws		Rebounds				Scoring								
			fg-fga	pct	fg-fga	pct	ft-fa	pct	off	def	tot	avg	pf	fo	ast	to	blk	stl	pts	avg	
2014-15	4-0	7/1.8	0-2	.000	0-1	.000	0-0	.000	0	0	0	0.0	1	0	0	1	0	0	0	0	0.0
2015-16	6-0	7/1.2	1-5	.200	0-2	.000	0-1	.000	0	1	1	0.2	2	0	0	0	0	0	0	2	0.3
TOTAL	10-0	14/1.4	1-7	.143	0-3	.000	0-1	.000	0	1	1	0.1	3	0	0	1	0	0	2	0.2	

Opponent	Date	gs	min	Total		3-Pointers		Free throws		Rebounds				pf	a	t/o	blk	stl	pts	avg
				fg-fga	pct	3fg-fga	pct	ft-fa	pct	off	def	tot	avg							
NORTH CAROLINA A&T	11/16/15	2		0-2	.000	0-1	.000	0-0	.000	0	1	1	1.0	1	0	0	0	0	0	0.0
VERMONT	11/25/15	1		0-0	.000	0-0	.000	0-0	.000	0	0	0	0.5	0	0	0	0	0	0.0	
FLORIDA GULF COAST	11/27/15	1		0-0	.000	0-0	.000	0-0	.000	0	0	0	0.3	0	0	0	0	0	0.0	
RICHMOND	12/1/15	1		0-1	.000	0-1	.000	0-0	.000	0	0	0	0.3	1	0	0	0	0	0.0	
JACKSONVILLE	12/22/15	1		1-1	1.000	0-0	.000	0-1	.000	0	0	0	0.2	0	0	0	0	0	2	0.4
AUBURN	1/23/16	1		0-1	.000	0-0	.000	0-0	.000	0	0	0	0.2	0	0	0	0	0	0.3	
Totals		0	7	1-5	.200	0-2	.000	0-1	.000	0	1	1	0.2	2	0	0	0	0	2	0.3

## #20 JHONNY VICTOR

FRESHMAN (R) | G | 6-4 | 178 | ORLANDO, FLA. | CELEBRATION



### Overview

- Joined the men's basketball team as a walk-on in Fall 2015 after competing as a high jumper on UF's track and field team in 2014-15, where he finished 7th at the SEC Outdoor Championships.
- Plans to rejoin the track and field team for the outdoor season following basketball season.
- Currently, Victor is UF's only two-sport athlete.

### 2015-16 Highlights

- Expected to contribute in practice on the scout team.

Season	gp-gs	min/avg	Total		3-Point		F-Throws		Rebounds				Scoring							
			fg-fga	pct	fg-fga	pct	ft-fa	pct	off	def	tot	avg	pf	fo	ast	to	blk	stl	pts	avg
2015-16	4-0	4/1.0	0-1	.000	0-0	.000	0-0	.000	1	0	1	0.3	0	0	0	1	0	0	0	0.0
TOTAL	4-0	4/1.0	0-1	.000	0-0	.000	0-0	.000	1	0	1	0.3	0	0	0	1	0	0	0	0.0

Opponent	Date	gs	min	Total		3-Pointers		Free throws		Rebounds				pf	a	t/o	blk	stl	pts	avg
				fg-fga	pct	3fg-fga	pct	ft-fa	pct	off	def	tot	avg							
NORTH CAROLINA A&T	11/16/15	1		0-0	.000	0-0	.000	0-0	.000	1	0	1	1.0	0	0	1	0	0	0	0.0
FLORIDA GULF COAST	11/27/15	1		0-1	.000	0-0	.000	0-0	.000	0	0	0	0.5	0	0	0	0	0	0.0	
RICHMOND	12/1/15	1		0-0	.000	0-0	.000	0-0	.000	0	0	0	0.3	0	0	0	0	0	0.0	
JACKSONVILLE	12/22/15	1		0-0	.000	0-0	.000	0-0	.000	0	0	0	0.3	0	0	0	0	0	0.0	
Totals		0	4	0-1	.000	0-0	.000	0-0	.000	1	0	1	0.3	0	0	1	0	0	0	0.0













# 2015-16 BOX SCORES

## Official Basketball Box Score -- Game Totals -- Final Statistics West Virginia vs Florida 1/30/16 12 p.m. at O'Connell Center - Gainesville, Fla.

West Virginia 71 • 17-4

##	Player	Total		3-Ptr		Rebounds			PF	TP	A	TO	Blk	Stl	Min
		FG-FGA	FT-FTA	FG-FGA	FT-FTA	Off	Def	Tot							
11	Adrian, Nathan	r	4-5	2-2	0-0	2	1	3	3	10	1	1	0	2	28
23	Ahmad, Esa	r	1-2	0-1	2-4	2	2	4	1	4	1	1	0	1	22
41	Williams, Devin	r	4-15	0-0	4-4	6	7	13	4	12	2	3	0	1	28
02	Carter, Jevon	g	3-10	1-7	2-2	1	1	2	0	9	2	2	0	1	35
04	Miles Jr., Daxter	g	1-4	0-2	2-2	0	1	1	4	4	0	3	0	1	19
00	Myers, Teyvon	g	0-0	0-0	0-0	0	0	0	1	0	0	1	0	0	5
05	Palce, Jaysean	g	7-10	1-2	0-0	0	2	4	15	1	2	0	1	1	17
12	Phillip, Tarik	g	5-9	3-6	2-2	0	0	0	4	15	3	1	0	0	22
20	Watkins, Brandon	g	0-1	0-0	2-2	0	2	2	3	2	0	1	1	0	10
45	Macon, Elijah	g	0-2	0-0	0-0	0	2	2	3	0	0	2	1	1	14
Team						2	1	3					1		
Totals			25-58	7-20	14-16	13	19	32	27	71	10	18	2	8	200

FG % 1st Half: 11-29 37.9% 2nd half: 14-29 48.3% Game: 25-58 43.1% Deadball Rebounds 1  
 3FG % 1st Half: 3-10 30.0% 2nd half: 4-10 40.0% Game: 7-20 35.0%  
 FT % 1st Half: 5-6 83.3% 2nd half: 9-10 90.0% Game: 14-16 87.5%

Florida 88 • 14-7

##	Player	Total		3-Ptr		Rebounds			PF	TP	A	TO	Blk	Stl	Min
		FG-FGA	FT-FTA	FG-FGA	FT-FTA	Off	Def	Tot							
10	Finney-Smith, Dorian	r	7-12	5-7	5-6	1	4	5	3	24	3	0	1	0	30
15	Egbunu, John	c	4-4	0-0	1-4	2	2	4	4	9	0	1	1	0	12
00	Hill, Kasey	g	1-6	0-1	2-4	1	2	3	3	4	1	2	0	1	25
04	Allen, KeVaughn	g	4-8	2-5	9-9	1	1	2	2	19	4	2	0	2	35
11	Chiozza, Chris	g	4-8	2-3	0-0	0	3	3	3	10	6	6	0	2	32
02	Francis-Ramirez, B.	g	3-4	3-3	0-0	0	0	0	2	9	0	1	0	1	15
03	Robinson, Devin	g	2-3	0-1	3-4	2	3	5	0	7	1	0	1	0	20
13	Hayes, Kevarrius	g	1-2	0-0	2-2	1	1	2	2	4	0	1	0	0	10
32	Rimmer, Schuyler	g	0-2	0-0	2-2	1	5	6	2	2	1	1	1	0	21
Team						0	0	0							
Totals			26-49	12-20	24-31	9	21	30	21	88	16	14	4	6	200

FG % 1st Half: 14-25 56.0% 2nd half: 12-24 50.0% Game: 26-49 53.1% Deadball Rebounds 2  
 3FG % 1st Half: 6-10 60.0% 2nd half: 6-10 60.0% Game: 12-20 60.0%  
 FT % 1st Half: 11-17 64.7% 2nd half: 13-14 92.9% Game: 24-31 77.4%

Officials: Karl Hess, Anthony Jordan, Gerry Pollard  
 Technical fouls: West Virginia-None. Florida-None.  
 Attendance: 11611

Score by periods	1st	2nd	Total
West Virginia	30	41	71
Florida	45	43	88

Points	In	Off	2nd	Fast	Bench
WVU	28	14	14	8	32
UF	28	21	9	2	22

Last FG - WVU 2nd-00:03, UF 2nd-01:03.  
 Largest lead - WVU None, UF by 21 2nd-00:45.  
 WVU led for 00:00. UF led for 39:49. Game was tied for 00:11.

Score tied - 0 times.  
 Lead changed - 0 times.

## Official Basketball Box Score -- Game Totals -- Final Statistics Arkansas vs Florida 2/3/16 7 p.m. at O'Connell Center - Gainesville, Fla.

Arkansas 83 • 11-11, 4-5 SEC

##	Player	Total		3-Ptr		Rebounds			PF	TP	A	TO	Blk	Stl	Min
		FG-FGA	FT-FTA	FG-FGA	FT-FTA	Off	Def	Tot							
33	Kingsley, Moses	r	6-10	0-0	3-6	3	6	9	5	15	2	5	1	1	26
03	Hannahs, Dusty	g	7-14	3-7	3-3	2	2	4	3	20	1	1	0	0	32
04	Durham, Jabril	g	4-10	2-5	0-0	2	2	4	2	10	4	2	0	1	28
05	Bell, Anthlon	g	7-12	4-5	6-8	0	1	1	4	24	0	0	0	0	29
21	Watkins, Manuale	g	1-3	0-0	1-1	0	1	1	2	3	2	2	0	1	22
01	Thompson, Trey	g	0-0	0-0	0-0	3	2	5	3	0	0	2	0	1	20
24	Whitt, Jimmy	g	1-4	0-1	0-0	1	1	2	2	2	2	0	0	1	8
31	Beard, Anton	g	2-8	1-3	2-2	0	3	3	5	7	2	2	0	0	25
50	Kouassi, Willy	g	0-0	0-0	0-0	0	0	0	1	0	0	0	0	0	3
55	Miles, Keaton	g	1-3	0-0	0-0	0	1	1	0	2	0	0	0	0	7
Team						4	3	7							
Totals			29-64	10-21	15-20	15	22	37	27	83	13	14	1	5	200

FG % 1st Half: 14-30 46.7% 2nd half: 15-34 44.1% Game: 29-64 45.3% Deadball Rebounds 2  
 3FG % 1st Half: 4-11 36.4% 2nd half: 6-10 60.0% Game: 10-21 47.6%  
 FT % 1st Half: 5-9 55.6% 2nd half: 10-11 90.9% Game: 15-20 75.0%

Florida 87 • 15-7, 6-3 SEC

##	Player	Total		3-Ptr		Rebounds			PF	TP	A	TO	Blk	Stl	Min
		FG-FGA	FT-FTA	FG-FGA	FT-FTA	Off	Def	Tot							
10	Finney-Smith, Dorian	r	8-12	2-5	4-4	0	9	9	1	22	1	5	0	2	34
13	Hayes, Kevarrius	r	0-0	0-0	2-2	0	0	0	2	2	0	1	0	0	7
00	Hill, Kasey	g	4-7	1-2	2-4	0	2	2	3	11	2	0	2	2	27
04	Allen, KeVaughn	g	2-6	0-3	6-6	0	2	2	1	10	1	0	0	2	28
11	Chiozza, Chris	g	4-12	1-6	8-10	0	2	2	4	17	8	1	0	2	36
02	Francis-Ramirez, B.	g	0-1	0-1	0-0	1	0	1	0	0	0	1	0	0	6
03	Robinson, Devin	g	1-2	0-1	0-0	0	2	2	1	2	0	1	1	0	18
15	Egbunu, John	g	4-6	0-0	6-8	3	1	4	4	14	0	2	0	1	21
24	Leon, Justin	g	2-2	1-1	2-2	1	4	5	0	7	0	2	0	0	12
32	Rimmer, Schuyler	g	1-3	0-0	0-0	1	0	1	4	2	1	0	1	0	11
Team						2	1	3							
Totals			26-51	5-19	30-36	8	23	31	20	87	13	13	4	9	200

FG % 1st Half: 13-27 48.1% 2nd half: 13-24 54.2% Game: 26-51 51.0% Deadball Rebounds 1  
 3FG % 1st Half: 3-11 27.3% 2nd half: 2-8 25.0% Game: 5-19 26.3%  
 FT % 1st Half: 10-10 100.0% 2nd half: 20-26 76.9% Game: 30-36 83.3%

Officials: Pat Adams, Antinio Petty, Doug Sirmoms  
 Technical fouls: Arkansas-Kingsley, Moses. Florida-None.  
 Attendance: 9013  
 AK #33 fouled out at 1:26  
 AK Tech Fou #33 at 4:51 (2)  
 AK #31 fouled out at 00:12

Score by periods	1st	2nd	Total
Arkansas	37	46	83
Florida	39	48	87

Points	In	Off	2nd	Fast	Bench
AR	28	22	14	4	11
UF	34	23	7	4	25

Last FG - AR 2nd-00:10, UF 2nd-00:47.  
 Largest lead - AR by 5 1st-18:08, UF by 12 2nd-04:51.  
 AR led for 03:37. UF led for 33:02. Game was tied for 03:21.

Score tied - 4 times.  
 Lead changed - 6 times.



# 2015-16 MISCELLANEOUS STATS

## Times Led UF in Scoring

<i>Includes times co-led</i>	Season	Career
Dorian Finney-Smith	11	30
KeVaughn Allen	6	6
John Egbunu	3	3
Devin Robinson	2	8
Kasey Hill	3	6
Justin Leon	1	1
DeVon Walker	1	1
Alex Murphy	0	1

## Times Led UF in Rebounding

<i>Includes times co-led</i>	Season	Career
Dorian Finney-Smith	13	47
Devin Robinson	5	9
John Egbunu	4	4
Kevarrius Hayes	2	2
Justin Leon	1	1
Schuyler Rimmer	1	1
Chris Chiozza	0	1
DeVon Walker	0	1

## Times Led UF in Assists

<i>Includes times co-led</i>	Season	Career
Chris Chiozza	14	21
Kasey Hill	4	44
Dorian Finney-Smith	4	13
KeVaughn Allen	1	1
Kevarrius Hayes	1	1

## Double-Figure Scoring Games

	Season	Career
Dorian Finney-Smith	19	55
KeVaughn Allen	13	13
John Egbunu	13	13
Devin Robinson	12	22
Kasey Hill	9	17
Chris Chiozza	9	12
Justin Leon	3	3
DeVon Walker	1	3
Brandone Francis-Ramirez	1	1
Alex Murphy	0	2

## 20-Point Games

	Season	Career
Dorian Finney-Smith	6	11
KeVaughn Allen	2	2
Kasey Hill	0	1

## Double-Figure Rebounding Games

	Season	Career
Dorian Finney-Smith	7	15
John Egbunu	4	4
Devin Robinson	3	3

## Double-Doubles

	Season	Career
Dorian Finney-Smith	6	11
John Egbunu	3	3
Devin Robinson	3	3

## Dunks (Season Total: 89)

	Season	Career
John Egbunu	40	40
Devin Robinson	11	29
Justin Leon	10	10
Dorian Finney-Smith	9	46
Kasey Hill	8	10
KeVaughn Allen	7	7
Kevarrius Hayes	3	3
Brandone Francis-Ramirez	1	1
Alex Murphy	0	6
DeVon Walker	0	2

## Charges Drawn (Season Total: 17)

	Season	Career
Kevarrius Hayes	5	5
Justin Leon	5	5
Devin Robinson	2	5
DeVon Walker	2	2
John Egbunu	1	1
Brandone Francis-Ramirez	1	1
Kasey Hill	1	1
Alex Murphy	0	5
Chris Chiozza	0	2

## Point Distribution (%)

Freshmen	353	21.4%
Sophomores	596	36.1%
Juniors	357	21.6%
Seniors	344	20.8%
<b>TOTAL</b>	<b>1,650</b>	

## Technical Fouls

Opponents	2
Florida	1

## Technical Foul Free Throws

Opponents	1-1
Florida	3-4

## Opening Tips Controlled

Opponents	8
Florida	14

## First-Half Timeouts Called

Opponents	18
Florida	17

## 3-Second Violations

Opponents	2
Florida	6

## Shot Clock Expired

Opponents	10
Florida	7

## 5-Second Violation

Opponents	1
Florida	0

## 10-Second Violation

Opponents	3
Florida	0

## Backcourt Violation

Opponents	2
Florida	0

## Florida's First Sub

<i>Includes all when multiple players enter</i>	
Kevarrius Hayes	11
Kasey Hill	5
Devin Robinson	4
Chris Chiozza	2
Brandone Francis-Ramirez	2
Schuyler Rimmer	2
John Egbunu	1
Justin Leon	1

## Scored UF's First Points

KeVaughn Allen	8
Dorian Finney-Smith	5
John Egbunu	4
Justin Leon	2
Devin Robinson	2
Kasey Hill	1

## How Scored UF's First Points

Jump Shot	9
Layup	5
Free Throw	3
3-Pointer	3
Dunk	2

## Three-Point Plays

<i>Ordered by most opportunities</i>	Season	Career
John Egbunu	8-15	8-15
Kasey Hill	5-10	8-19
Dorian Finney-Smith	6-9	16-26
Devin Robinson	7-7	12-17
KeVaughn Allen	4-4	4-4
Chris Chiozza	3-3	3-5
Kevarrius Hayes	1-3	1-3
Zach Hodskins	0-1	0-1
Justin Leon	0-1	0-1
Alex Murphy	0-0	1-2
DeVon Walker	0-0	0-1
<b>TOTALS</b>	<b>34-53</b>	<b>53-95</b>

## Four-Point Plays

	Season	Career
Chris Chiozza	1-1	1-1
<b>TOTALS</b>	<b>1-1</b>	<b>1-1</b>

## 3-Pointer Streak - Team

Florida:	818 (at UK, 1/11/92)
Opponents:	578 (FAMU, 12/04/99)

## Players in Double Figures

Players	Games
1	1
2	1
3	8
4	7
5	4
6	1

## Runs

Run	Occurrences
8-0	12
9-0	4
10-0	3
11-0	3
12-0	1
13-0	2
14-0	0
15-0	1
16-0	1
17-0	0
18-0	1
19-0	0
20-0	0
21-0+	0

## Lineups and Record

<i>Listed by position 1-5; Ordered by most wins</i>	
Chiozza, Allen, Leon, Finney-Smith, Egbunu	5-3
Hill, Allen, Robinson, Finney-Smith, Egbunu	3-1
Hill, Allen, Walker, Finney-Smith, Egbunu	3-1
Chiozza, Francis-Ramirez, Robinson, Finney-Smith, Hayes	1-0
Chiozza, Hill, Allen, Finney-Smith, Egbunu	1-0
Chiozza, Hill, Allen, Finney-Smith, Hayes	1-0
Chiozza, Allen, Robinson, Finney-Smith, Egbunu	1-1
Chiozza, Francis-Ramirez, Robinson, Finney-Smith, Egbunu	0-1

# 2015-16 MISCELLANEOUS STATS

Note: Streak stats below are consecutive **team** games. A player's streak starts over if he misses a game.

## Consecutive Games Played

Kasey Hill 66; Chris Chiozza 55; Devin Robinson 55; Dorian Finney-Smith 27; KeVaughn Allen 22; John Egbunu 22; Kevarrus Hayes 22; Schuyler Rimmer 4; Brandone Francis-Ramirez 3; Justin Leon 1

## Consecutive Starts

Dorian Finney-Smith 25; Chris Chiozza 12; KeVaughn Allen 12; Kasey Hill 2; Kevarrus Hayes 1

## Consecutive Games Scored

Kasey Hill 30; Dorian Finney-Smith 27; Chris Chiozza 16; John Egbunu 13; KeVaughn Allen 6; Schuyler Rimmer 4; Kevarrus Hayes 2; Devin Robinson 2; Justin Leon 1

## Consecutive Games with a 3-Pointer

Dorian Finney-Smith 21; Chris Chiozza 5; Kasey Hill 1; Justin Leon 1

## Consecutive Games with a Rebound

Devin Robinson 34; Dorian Finney-Smith 27; John Egbunu 22; KeVaughn Allen 21; Kasey Hill 13; Chris Chiozza 8; Schuyler Rimmer 3; Brandone Francis-Ramirez 2; Justin Leon 1

## Consecutive Games with an Assist

Chris Chiozza 12; Dorian Finney-Smith 9; KeVaughn Allen 2; Kasey Hill 2; Schuyler Rimmer 2

## Consecutive Made Free Throws

	Active Streak	Season High
KeVaughn Allen	17	17
Schuyler Rimmer	8	8
Kevarrus Hayes	6	6
Dorian Finney-Smith	5	13
Devin Robinson	2	4
Justin Leon	2	2
Chris Chiozza	1	12
Brandone Francis-Ramirez	1	2
Lexx Edwards	1	1
Alex Murphy	1	1
John Egbunu	0	7
Kasey Hill	0	7
DeVon Walker	0	5

## Scoring Margin

**Largest Lead:** 53, vs. North Carolina A&T, 11/16/15

**Largest Deficit:** 30, at Tennessee, 1/6/16

**Largest Deficit Overcome:** 11, vs. Mississippi State, 1/19/16

**Largest Lead Lost:** 4, at Texas A&M, 1/12/16

## Situational Records

	2015-16	Under White
Controlling the Tip	11-3	Same
Scoring First	12-2	Same
Leading at Half	13-0	Same
Trailing at Half	2-7	Same
Tied at Half	0-0	Same
Leading with 5:00 Left	14-0	Same
Trailing with 5:00 Left	1-7	Same
Tied with 5:00 Left	0-0	Same
In Overtime	0-0	Same
When UF Outrebounds Opponent	10-3	Same
When UF is Outrebounded	5-4	Same
When Rebounds are the Same	0-0	Same
When UF Commits More Turnovers	5-1	Same
When UF Forces More Turnovers	9-6	Same
When Turnovers are the Same	1-0	Same
When UF Has More Free Throw Attempts	12-2	Same
When Opponent Has More Free Throw Attempts	3-5	Same
When Free Throw Attempts are the Same	0-0	Same
When UF Shoots 45% or Better from the Field	7-0	Same
When UF Shoots Less Than 45% from the Field	8-7	Same
When Opponent Shoots 45% or Better from the Field	1-2	Same
When Opponent Shoots Less Than 45% from the Field	14-5	Same
When UF Shoots Better Than Opponent from the Field	13-1	Same
When Opponent Shoots Better Than UF from the Field	2-6	Same
When UF Shoots 40% or Better from 3-Point Range	6-0	Same
When UF Shoots Less Than 40% from 3-Point Range	9-7	Same
When UF Shoots Better Than Opponent from 3-Point Range	9-3	Same
When UF Shoots 75% or Better from the Line	3-0	Same
When UF Shoots Less Than 75% from the Line	12-7	Same
When UF Bench Outscores Opponent's	12-3	Same
When Opponent Bench Outscores UF's	3-4	Same
When Bench Scoring is the Same	0-0	Same
Following a UF win	8-6	Same
Following a UF loss	6-1	Same
When 3 or More Players Score in Double Figures	13-7	Same
When 4 or More Players Score in Double Figures	9-3	Same
When 5 or More Players Score in Double Figures	5-0	Same
In White Uniforms	13-2	Same
In Blue Uniforms	2-5	Same
In November	5-1	Same
In December	3-3	Same
In January	6-3	Same
In February	1-0	Same
In March	0-0	Same
In April	0-0	Same
On Sunday	0-1	Same
On Monday	1-0	Same
On Tuesday	3-4	Same
On Wednesday	2-1	Same
On Thursday	0-0	Same
On Friday	2-0	Same
On Saturday	7-1	Same

**2015-16 Florida Basketball**  
**Florida Combined Team Statistics (as of Feb 03, 2016)**  
**All games**

<b>RECORD:</b>	<b>OVERALL</b>	<b>HOME</b>	<b>AWAY</b>	<b>NEUTRAL</b>
ALL GAMES	15-7	11-1	2-5	2-1
CONFERENCE	6-3	5-0	1-3	0-0
NON-CONFERENCE	9-4	6-1	1-2	2-1

##	Player	gp-gs	min	avg	Total		3-Point		F-Throw		Rebounds				pf	dq	a	to	blk	stl	pts	avg		
					fg-fga	fg%	3fg-fga	3fg%	ft-fa	ft%	off	def	tot	avg										
10	Finney-Smith, Dorian	22-22	673	30.6	107-229	.467	47-113	.416	72-100	.720	52	128	180	8.2	45	0	50	49	15	20	333	15.1		
04	Allen, KeVaughn	22-20	558	25.4	84-195	.431	29-89	.326	63-72	.875	9	49	58	2.6	35	0	34	22	2	28	260	11.8		
15	Egbunu, John	22-20	525	23.9	91-156	.583	0-0	.000	53-95	.558	61	78	139	6.3	76	4	9	42	34	11	235	10.7		
03	Robinson, Devin	22-8	467	21.2	70-150	.467	18-62	.290	36-50	.720	43	85	128	5.8	44	0	7	17	11	8	194	8.8		
00	Hill, Kasey	22-10	525	23.9	65-179	.363	9-33	.273	46-83	.554	11	48	59	2.7	49	2	66	42	9	30	185	8.4		
11	Chiozza, Chris	22-14	531	24.1	55-150	.367	27-79	.342	28-36	.778	4	56	60	2.7	43	1	103	33	1	25	165	7.5		
24	Leon, Justin	20-8	248	12.4	39-68	.574	16-34	.471	7-18	.389	18	36	54	2.7	27	0	2	14	2	7	101	5.1		
05	Murphy, Alex	3-0	23	7.7	4-10	.400	1-4	.250	1-4	.250	2	2	4	1.3	5	0	0	1	1	0	10	3.3		
13	Hayes, Kevarrius	22-2	246	11.2	18-31	.581	0-0	.000	14-32	.438	31	30	61	2.8	41	0	3	15	13	10	50	2.3		
01	Walker, DeVon	18-4	227	12.6	13-54	.241	2-19	.105	12-24	.500	16	16	32	1.8	19	0	4	7	6	4	40	2.2		
32	Rimmer, Schuyler	15-0	115	7.7	11-24	.458	1-1	1.000	8-8	1.000	9	17	26	1.7	20	0	3	4	4	0	31	2.1		
02	Francis-Ramirez, B.	21-2	239	11.4	15-78	.192	8-44	.182	5-11	.455	4	16	20	1.0	21	0	12	7	0	9	43	2.0		
12	Hodskins, Zach	6-0	7	1.2	1-5	.200	0-2	.000	0-1	.000	0	1	1	0.2	2	0	0	0	0	0	2	0.3		
14	Edwards, Lexx	8-0	12	1.5	0-4	.000	0-3	.000	1-2	.500	1	5	6	0.8	1	0	0	0	0	0	1	0.1		
20	Victor, Jhonny	4-0	4	1.0	0-1	.000	0-0	.000	0-0	.000	1	0	1	0.3	0	0	0	1	0	0	0	0.0		
Team											37	39	76											
Total.....		22	4400		573-1334	.430	158-483	.327	346-536	.646	299	606	905	41.1	428	7	293	259	98	152	1650	75.0		
Opponents.....		22	4401		505-1289	.392	132-423	.312	306-454	.674	256	574	830	37.7	456	14	243	300	74	120	1448	65.8		

TEAM STATISTICS	UF	OPP	Date	Opponent	Score	Att.
SCORING	1650	1448	11/13/15	at Navy	w 59-41	5710
Points per game	75.0	65.8	11/16/15	NORTH CAROLINA A&T	w 104-54	8605
Scoring margin	+9.2	-	11/21/15	vs Saint Joseph's	w 74-63	4507
FIELD GOALS-ATT	573-1334	505-1289	11/22/15	vs Purdue	L 70-85	3813
Field goal pct	.430	.392	11/25/15	VERMONT	w 86-62	8003
3 POINT FG-ATT	158-483	132-423	11/27/15	FLORIDA GULF COAST	w 70-50	10323
3-point FG pct	.327	.312	12/1/15	RICHMOND	w 76-56	8231
3-pt FG made per game	7.2	6.0	12/8/15	at Miami	L 55-66	7972
FREE THROWS-ATT	346-536	306-454	12/12/15	at Michigan State	L 52-58	14797
Free throw pct	.646	.674	2 12/19/15	vs Oklahoma State	w 72-70	9483
F-Throws made per game	15.7	13.9	12/22/15	JACKSONVILLE	w 89-65	9083
REBOUNDS	905	830	12/29/15	FLORIDA STATE	L 71-73	10121
Rebounds per game	41.1	37.7	* 1/2/16	GEORGIA	w 77-63	9053
Rebounding margin	+3.4	-	* 1/6/16	at Tennessee	L 69-83	14387
ASSISTS	293	243	* 1/9/16	LSU	w 68-62	11350
Assists per game	13.3	11.0	* 1/12/16	at Texas A&M	L 68-71	9766
TURNOVERS	259	300	* 1/16/16	at Ole Miss	w 80-71	9333
Turnovers per game	11.8	13.6	* 1/19/16	MISSISSIPPI STATE	w 81-78	8250
Turnover margin	+1.9	-	* 1/23/16	AUBURN	w 95-63	11230
Assist/turnover ratio	1.1	0.8	* 1/26/16	at Vanderbilt	L 59-60	11351
STEALS	152	120	1/30/16	WEST VIRGINIA	w 88-71	11611
Steals per game	6.9	5.5	* 2/3/16	ARKANSAS	w 87-83	9013
BLOCKS	98	74				
Blocks per game	4.5	3.4				
ATTENDANCE	114873	91119				
Home games-Avg/Game	12-9573	7-10474				
Neutral site-Avg/Game	-	3-5934				

\* = Conference game  
1 = Hall of Fame Tip-Off Tournament, Mohegan Sun Arena, Uncasville, Conn.  
2 = Orange Bowl Classic, BB&T Center, Sunrise, Fla.

Score by Periods	1st	2nd	Totals
Florida	786	864	1650
Opponents	716	732	1448

**2015-16 Florida Basketball**  
**Florida Combined Team Statistics (as of Feb 03, 2016)**  
**Conference games**

<b>RECORD:</b>	<b>OVERALL</b>	<b>HOME</b>	<b>AWAY</b>	<b>NEUTRAL</b>
ALL GAMES	6-3	5-0	1-3	0-0
CONFERENCE	6-3	5-0	1-3	0-0
NON-CONFERENCE	0-0	0-0	0-0	0-0

##	Player	gp-gs	min	avg	Total		3-Point		F-Throw		Rebounds				pf	dq	a	to	blk	stl	pts	avg														
					fg-fga	fg%	3fg-fga	3fg%	ft-fta	ft%	off	def	tot	avg																						
10	Finney-Smith, Dorian	9-9	291	32.3	48-94	.511	18-42	.429	31-39	.795	20	62	82	9.1	22	0	17	25	4	7	145	16.1														
04	Allen, KeVaughn	9-9	266	29.6	40-86	.465	17-42	.405	30-35	.857	6	26	32	3.6	15	0	14	12	0	12	127	14.1														
15	Egbunu, John	9-8	237	26.3	34-64	.531	0-0	.000	27-48	.563	26	30	56	6.2	32	2	6	19	15	5	95	10.6														
00	Hill, Kasey	9-1	223	24.8	27-78	.346	5-18	.278	21-38	.553	5	21	26	2.9	19	0	23	17	8	13	80	8.9														
11	Chiozza, Chris	9-9	249	27.7	25-76	.329	10-38	.263	19-25	.760	2	24	26	2.9	19	0	59	17	0	7	79	8.8														
24	Leon, Justin	9-8	166	18.4	29-47	.617	14-24	.583	4-13	.308	11	24	35	3.9	17	0	1	13	1	2	76	8.4														
03	Robinson, Devin	9-0	151	16.8	19-43	.442	7-18	.389	12-17	.706	13	21	34	3.8	22	0	3	7	4	4	57	6.3														
5	Murphy, Alex	1-0	4	4.0	1-2	.500	0-0	.000	1-2	.500	1	0	1	1.0	1	0	0	1	0	0	3	3.0														
32	Rimmer, Schuyler	5-0	32	6.4	2-6	.333	0-0	.000	4-4	1.000	2	2	4	0.8	8	0	1	0	2	0	8	1.6														
13	Hayes, Kevarrius	9-1	90	10.0	3-10	.300	0-0	.000	4-12	.333	8	13	21	2.3	20	0	0	7	4	2	10	1.1														
02	Francis-Ramirez, B.	8-0	32	4.0	1-15	.067	1-8	.125	0-0	.000	1	3	4	0.5	2	0	2	1	0	1	3	0.4														
01	Walker, DeVon	6-0	55	9.2	0-9	.000	0-2	.000	1-4	.250	5	2	7	1.2	5	0	1	1	0	0	1	0.2														
14	Edwards, Lexx	2-0	3	1.5	0-1	.000	0-1	.000	0-0	.000	0	2	2	1.0	1	0	0	0	0	0	0	0.0														
12	Hodskins, Zach	1-0	1	1.0	0-1	.000	0-0	.000	0-0	.000	0	0	0	0.0	0	0	0	0	0	0	0	0.0														
Team											18	16	34												3											
Total.....		9	1800	229-532		.430	72-193	.373	154-237	.650	118	246	364	40.4	183	2	127	123	38	53	684	76.0														
Opponents.....		9	1800	220-540		.407	48-169	.284	146-215	.679	113	233	346	38.4	190	11	106	118	38	60	634	70.4														

TEAM STATISTICS	UF	OPP	Date	Opponent	Score	Att.
SCORING	684	634	* 1/2/16	GEORGIA	w 77-63	9053
Points per game	76.0	70.4	* 1/6/16	at Tennessee	L 69-83	14387
Scoring margin	+5.6	-	* 1/9/16	LSU	w 68-62	11350
FIELD GOALS-ATT	229-532	220-540	* 1/12/16	at Texas A&M	L 68-71	9766
Field goal pct	.430	.407	* 1/16/16	at Ole Miss	w 80-71	9333
3 POINT FG-ATT	72-193	48-169	* 1/19/16	MISSISSIPPI STATE	w 81-78	8250
3-point FG pct	.373	.284	* 1/23/16	AUBURN	w 95-63	11230
3-pt FG made per game	8.0	5.3	* 1/26/16	at Vanderbilt	L 59-60	11351
FREE THROWS-ATT	154-237	146-215	* 2/3/16	ARKANSAS	w 87-83	9013
Free throw pct	.650	.679	* = Conference game			
F-Throws made per game	17.1	16.2	1 = Hall of Fame Tip-Off Tournament, Mohegan Sun Arena, Uncasville, Conn.			
REBOUNDS	364	346	2 = Orange Bowl Classic, BB&T Center, Sunrise, Fla.			
Rebounds per game	40.4	38.4				
Rebounding margin	+2.0	-				
ASSISTS	127	106				
Assists per game	14.1	11.8				
TURNOVERS	123	118				
Turnovers per game	13.7	13.1				
Turnover margin	-0.6	-				
Assist/turnover ratio	1.0	0.9				
STEALS	53	60				
Steals per game	5.9	6.7				
BLOCKS	38	38				
Blocks per game	4.2	4.2				
ATTENDANCE	48896	44837				
Home games-Avg/Game	5-9779	4-11209				
Neutral site-Avg/Game	-	0-0				

Score by Periods	1st	2nd	Totals
Florida	328	356	684
Opponents	319	315	634



**2015-16 Florida Basketball**  
**Florida Category Leaders (as of Feb 03, 2016)**  
**All games**

<b>Points</b>	<b>G</b>	<b>Pts</b>	<b>Pts/G</b>	<b>Scoring Average</b>	<b>G</b>	<b>Pts</b>	<b>Avg/G</b>
Finney-Smith, Dorian	22	333	15.1	Finney-Smith, Dorian	22	333	15.1
Allen, KeVaughn	22	260	11.8	Allen, KeVaughn	22	260	11.8
Egbunu, John	22	235	10.7	Egbunu, John	22	235	10.7
Robinson, Devin	22	194	8.8	Robinson, Devin	22	194	8.8
Hill, Kasey	22	185	8.4	Hill, Kasey	22	185	8.4
Chiozza, Chris	22	165	7.5	Chiozza, Chris	22	165	7.5
Leon, Justin	20	101	5.1	Leon, Justin	20	101	5.1
Hayes, Kevarrius	22	50	2.3	Murphy, Alex	3	10	3.3
Francis-Ramirez, B.	21	43	2.0	Hayes, Kevarrius	22	50	2.3
Walker, DeVon	18	40	2.2	Walker, DeVon	18	40	2.2
Rimmer, Schuyler	15	31	2.1	Rimmer, Schuyler	15	31	2.1
Murphy, Alex	3	10	3.3	Francis-Ramirez, B.	21	43	2.0

<b>FG Percentage</b>	<b>FG</b>	<b>Att</b>	<b>Pct</b>	<b>Field Goal Attempts</b>	<b>G</b>	<b>Att</b>	<b>Att/G</b>
Egbunu, John	91	156	.583	Finney-Smith, Dorian	22	229	10.4
Hayes, Kevarrius	18	31	.581	Allen, KeVaughn	22	195	8.9
Leon, Justin	39	68	.574	Hill, Kasey	22	179	8.1
Finney-Smith, Dorian	107	229	.467	Egbunu, John	22	156	7.1
Robinson, Devin	70	150	.467	Robinson, Devin	22	150	6.8
Rimmer, Schuyler	11	24	.458	Chiozza, Chris	22	150	6.8
Allen, KeVaughn	84	195	.431				
Murphy, Alex	4	10	.400	<b>Field Goals Made</b>	<b>G</b>	<b>Made</b>	<b>Made/G</b>
Chiozza, Chris	55	150	.367	Finney-Smith, Dorian	22	107	4.9
Hill, Kasey	65	179	.363	Egbunu, John	22	91	4.1
Walker, DeVon	13	54	.241	Allen, KeVaughn	22	84	3.8
Hodskins, Zach	1	5	.200	Robinson, Devin	22	70	3.2
				Hill, Kasey	22	65	3.0

<b>3-Point Percentage</b>	<b>3FG</b>	<b>Att</b>	<b>Pct</b>	<b>3-Point FG Attempts</b>	<b>G</b>	<b>Att</b>	<b>Att/G</b>
Rimmer, Schuyler	1	1	1.000	Finney-Smith, Dorian	22	113	5.1
Leon, Justin	16	34	.471	Allen, KeVaughn	22	89	4.0
Finney-Smith, Dorian	47	113	.416	Chiozza, Chris	22	79	3.6
Chiozza, Chris	27	79	.342	Robinson, Devin	22	62	2.8
Allen, KeVaughn	29	89	.326	Francis-Ramirez, B.	21	44	2.1
Robinson, Devin	18	62	.290				
Hill, Kasey	9	33	.273	<b>3-Point FG Made</b>	<b>G</b>	<b>Made</b>	<b>Made/G</b>
Murphy, Alex	1	4	.250	Finney-Smith, Dorian	22	47	2.1
Francis-Ramirez, B.	8	44	.182	Allen, KeVaughn	22	29	1.3
Walker, DeVon	2	19	.105	Chiozza, Chris	22	27	1.2
Edwards, Lexx	0	3	.000	Robinson, Devin	22	18	0.8
Hodskins, Zach	0	2	.000	Leon, Justin	20	16	0.8

<b>Free Throw Percent</b>	<b>FG</b>	<b>Att</b>	<b>Pct</b>	<b>Free Throw Attempts</b>	<b>G</b>	<b>Att</b>	<b>Att/G</b>
Rimmer, Schuyler	8	8	1.000	Finney-Smith, Dorian	22	100	4.5
Allen, KeVaughn	63	72	.875	Egbunu, John	22	95	4.3
Chiozza, Chris	28	36	.778	Hill, Kasey	22	83	3.8
Robinson, Devin	36	50	.720	Allen, KeVaughn	22	72	3.3
Finney-Smith, Dorian	72	100	.720	Robinson, Devin	22	50	2.3
Egbunu, John	53	95	.558				
Hill, Kasey	46	83	.554	<b>Free Throws Made</b>	<b>G</b>	<b>Made</b>	<b>Made/G</b>
Edwards, Lexx	1	2	.500	Finney-Smith, Dorian	22	72	3.3
Walker, DeVon	12	24	.500	Allen, KeVaughn	22	63	2.9
Francis-Ramirez, B.	5	11	.455	Egbunu, John	22	53	2.4
Hayes, Kevarrius	14	32	.438	Hill, Kasey	22	46	2.1
Leon, Justin	7	18	.389	Robinson, Devin	22	36	1.6

**2015-16 Florida Basketball**  
**Florida Category Leaders (as of Feb 03, 2016)**  
**All games**

<b>Rebounds</b>	<b>G</b>	<b>Reb</b>	<b>Reb/G</b>
Finney-Smith, Dorian	22	180	8.2
Egbunu, John	22	139	6.3
Robinson, Devin	22	128	5.8
Hayes, Kevarrius	22	61	2.8
Chiozza, Chris	22	60	2.7

<b>Assists</b>	<b>G</b>	<b>No.</b>	<b>Ast/G</b>
Chiozza, Chris	22	103	4.7
Hill, Kasey	22	66	3.0
Finney-Smith, Dorian	22	50	2.3
Allen, KeVaughn	22	34	1.5
Francis-Ramirez, B.	21	12	0.6

<b>Rebound Average</b>	<b>G</b>	<b>Reb</b>	<b>Avg/G</b>
Finney-Smith, Dorian	22	180	8.2
Egbunu, John	22	139	6.3
Robinson, Devin	22	128	5.8
Hayes, Kevarrius	22	61	2.8
Chiozza, Chris	22	60	2.7

<b>Steals</b>	<b>G</b>	<b>No.</b>	<b>Stl/G</b>
Hill, Kasey	22	30	1.4
Allen, KeVaughn	22	28	1.3
Chiozza, Chris	22	25	1.1
Finney-Smith, Dorian	22	20	0.9
Egbunu, John	22	11	0.5

<b>Offensive Rebounds</b>	<b>G</b>	<b>No.</b>	<b>Avg/G</b>
Egbunu, John	22	61	2.8
Finney-Smith, Dorian	22	52	2.4
Robinson, Devin	22	43	2.0
Hayes, Kevarrius	22	31	1.4
Leon, Justin	20	18	0.9

<b>Blocked Shots</b>	<b>G</b>	<b>No.</b>	<b>Blk/G</b>
Egbunu, John	22	34	1.5
Finney-Smith, Dorian	22	15	0.7
Hayes, Kevarrius	22	13	0.6
Robinson, Devin	22	11	0.5
Hill, Kasey	22	9	0.4

<b>Defensive Rebounds</b>	<b>G</b>	<b>No.</b>	<b>Avg/G</b>
Finney-Smith, Dorian	22	128	5.8
Robinson, Devin	22	85	3.9
Egbunu, John	22	78	3.5
Chiozza, Chris	22	56	2.5
Allen, KeVaughn	22	49	2.2

<b>Minutes</b>	<b>G</b>	<b>No.</b>	<b>Min/G</b>
Finney-Smith, Dorian	22	673	30.6
Allen, KeVaughn	22	558	25.4
Chiozza, Chris	22	531	24.1
Hill, Kasey	22	525	23.9
Egbunu, John	22	525	23.9

<b>Fouls</b>	<b>G</b>	<b>No.</b>	<b>Per/G</b>
Egbunu, John	22	76	3.5
Hill, Kasey	22	49	2.2
Finney-Smith, Dorian	22	45	2.0
Robinson, Devin	22	44	2.0
Chiozza, Chris	22	43	2.0

<b>Turnovers</b>	<b>G</b>	<b>No.</b>	<b>TO/G</b>
Finney-Smith, Dorian	22	49	2.2
Egbunu, John	22	42	1.9
Hill, Kasey	22	42	1.9
Chiozza, Chris	22	33	1.5
Allen, KeVaughn	22	22	1.0

<b>Foulsouts</b>	<b>G</b>	<b>No.</b>
Egbunu, John	22	4
Hill, Kasey	22	2
Chiozza, Chris	22	1

**2015-16 Florida Basketball**  
**Florida Team Game-by-Game Comparison (as of Feb 03, 2016)**  
**All games**

Opponent	1st	2nd	Score	Mar	Total FG	FG Pct	3-Pointers	3FG Pct	Free Throws	FT Pct	Rebounds	Assist	T/Over	Block	Steal	Fouls
Navy	29/19	30/22	59-41	+18	23-49/17-59	.469/.288	3-19/4-19	.158/.211	10-19/3-12	.526/.250	47/33 +14	8/9	19/13	6/2	8/7	19/19
NORTH CAROLINA A&T	52/27	52/27	104-54	+50	37-69/17-52	.536/.327	15-29/4-16	.517/.250	15-23/16-28	.652/.571	51/27 +24	20/5	13/16	7/2	8/9	23/21
Saint Joseph's	34/33	40/30	74-63	+11	26-68/22-55	.382/.400	8-32/3-18	.250/.167	14-20/16-27	.700/.593	46/35 +11	11/9	12/14	1/4	6/3	26/21
Purdue	38/43	32/42	70-85	(15)	26-65/30-60	.400/.500	6-20/11-26	.300/.423	12-18/14-20	.667/.700	34/43 (9)	9/15	7/13	1/4	8/3	19/14
VERMONT	34/29	52/33	86-62	+24	29-67/20-54	.433/.370	8-23/8-24	.348/.333	20-28/14-16	.714/.875	43/34 +9	13/13	8/17	3/2	10/1	16/24
FLORIDA GULF COAST	32/33	38/17	70-50	+20	26-71/20-58	.366/.345	5-23/3-8	.217/.375	13-19/7-11	.684/.636	44/45 (1)	12/9	6/18	11/3	11/4	11/20
RICHMOND	40/17	36/39	76-56	+20	28-68/21-62	.412/.339	6-22/7-20	.273/.350	14-23/7-20	.609/.350	57/36 +21	19/11	10/9	6/1	5/1	20/21
Miami	24/33	31/33	55-66	(11)	22-57/20-51	.386/.392	1-12/7-17	.083/.412	10-16/19-24	.625/.792	31/42 (11)	7/9	10/14	1/6	5/7	23/17
Michigan State	25/27	27/31	52-58	(6)	19-57/21-57	.333/.368	4-18/5-25	.222/.200	10-18/11-15	.556/.733	34/45 (11)	10/18	8/12	2/6	9/6	19/18
Oklahoma State	35/34	37/36	72-70	+2	26-61/23-56	.426/.411	8-26/8-20	.308/.400	12-26/16-22	.462/.727	37/42 (5)	11/8	7/14	7/2	10/2	17/19
JACKSONVILLE	39/31	50/34	89-65	+24	32-61/23-64	.525/.359	6-21/7-17	.286/.412	19-29/12-13	.655/.923	44/34 +10	19/8	10/11	6/0	6/4	17/24
FLORIDA STATE	31/41	40/32	71-73	(2)	24-60/26-63	.400/.413	4-25/10-24	.160/.417	19-29/11-15	.655/.733	43/36 +7	11/13	12/13	5/2	7/5	14/21
GEORGIA	38/31	39/32	77-63	+14	22-52/21-59	.423/.356	9-22/2-12	.409/.167	24-42/19-27	.571/.704	43/37 +6	12/10	14/14	4/3	6/6	24/28
Tennessee	31/53	38/30	69-83	(14)	24-70/31-66	.343/.470	9-26/6-19	.346/.316	12-19/15-21	.632/.714	40/49 (9)	16/16	14/15	5/5	8/8	18/14
LSU	34/31	34/31	68-62	+6	24-63/20-56	.381/.357	3-18/3-20	.167/.150	17-30/19-27	.567/.704	38/50 (12)	11/10	6/17	2/3	5/4	22/26
Texas A&M	28/33	40/38	68-71	(3)	27-61/22-61	.443/.361	10-26/7-23	.385/.304	4-12/20-30	.333/.667	41/39 +2	18/14	16/7	6/6	1/7	25/13
Ole Miss	49/30	31/41	80-71	+9	24-49/25-56	.490/.446	11-20/5-20	.550/.250	21-31/16-26	.677/.615	39/29 +10	18/11	16/10	4/7	5/11	18/21
MISSISSIPPI STATE	37/42	44/36	81-78	+3	26-58/30-67	.448/.448	9-21/6-21	.429/.286	20-33/12-17	.606/.706	45/33 +12	13/14	15/8	2/4	4/11	13/25
AUBURN	53/32	42/31	95-63	+32	33-58/24-67	.569/.358	9-19/6-24	.474/.250	20-24/9-14	.833/.643	44/31 +13	20/9	16/14	8/0	9/4	19/21
Vanderbilt	19/30	40/30	59-60	(1)	23-70/18-44	.329/.409	7-22/3-9	.318/.333	6-10/21-33	.600/.636	43/41 +2	6/9	13/19	3/9	6/4	24/15
WEST VIRGINIA	45/30	43/41	88-71	+17	26-49/25-58	.531/.431	12-20/7-20	.600/.350	24-31/14-16	.774/.875	30/32 (2)	16/10	14/18	4/2	6/8	21/27
ARKANSAS	39/37	48/46	87-83	+4	26-51/29-64	.510/.453	5-19/10-21	.263/.476	30-36/15-20	.833/.750	31/37 (6)	13/13	13/14	4/1	9/5	20/27

Note: Game totals are displayed in the format TEAM/OPPONENT for each category

**2015-16 Florida Basketball**  
**Florida Team Game-by-Game (as of Feb 03, 2016)**  
**All games**

TEAM STATISTICS

Opponent	Date	Score	W	Total		3-Pointers		Free throws		Rebounds				pf	a	t/o	blk	stl	pts	avg
				fg-fga	pct	3fg-fga	pct	ft-fta	pct	off	def	tot	avg							
at Navy	11/13/15	59-41	W	23-49	.469	3-19	.158	10-19	.526	13	34	47	47.0	19	8	19	6	8	59	59.0
NORTH CAROLINA A&T	11/16/15	104-54	W	37-69	.536	15-29	.517	15-23	.652	20	31	51	49.0	23	20	13	7	8	104	81.5
vs Saint Joseph's	11/21/15	74-63	W	26-68	.382	8-32	.250	14-20	.700	18	28	46	48.0	26	11	12	1	6	74	79.0
vs Purdue	11/22/15	70-85	L	26-65	.400	6-20	.300	12-18	.667	11	23	34	44.5	19	9	7	1	8	70	76.8
VERMONT	11/25/15	86-62	W	29-67	.433	8-23	.348	20-28	.714	17	26	43	44.2	16	13	8	3	10	86	78.6
FLORIDA GULF COAST	11/27/15	70-50	W	26-71	.366	5-23	.217	13-19	.684	17	27	44	44.2	11	12	6	11	11	70	77.2
RICHMOND	12/1/15	76-56	W	28-68	.412	6-22	.273	14-23	.609	17	40	57	46.0	20	19	10	6	5	76	77.0
at Miami	12/8/15	55-66	L	22-57	.386	1-12	.083	10-16	.625	9	22	31	44.1	23	7	10	1	5	55	74.2
at Michigan State	12/12/15	52-58	L	19-57	.333	4-18	.222	10-18	.556	12	22	34	43.0	19	10	8	2	9	52	71.8
vs Oklahoma State	12/19/15	72-70	W	26-61	.426	8-26	.308	12-26	.462	14	23	37	42.4	17	11	7	7	10	72	71.8
JACKSONVILLE	12/22/15	89-65	W	32-61	.525	6-21	.286	19-29	.655	12	32	44	42.5	17	19	10	6	6	89	73.4
FLORIDA STATE	12/29/15	71-73	L	24-60	.400	4-25	.160	19-29	.655	12	31	43	42.6	14	11	12	5	7	71	73.2
GEORGIA	1/2/16	77-63	W	22-52	.423	9-22	.409	24-42	.571	15	28	43	42.6	24	12	14	4	6	77	73.5
at Tennessee	1/6/16	69-83	L	24-70	.343	9-26	.346	12-19	.632	17	23	40	42.4	18	16	14	5	8	69	73.1
LSU	1/9/16	68-62	W	24-63	.381	3-18	.167	17-30	.567	13	25	38	42.1	22	11	6	2	5	68	72.8
at Texas A&M	1/12/16	68-71	L	27-61	.443	10-26	.385	4-12	.333	14	27	41	42.1	25	18	16	6	1	68	72.5
at Ole Miss	1/16/16	80-71	W	24-49	.490	11-20	.550	21-31	.677	10	29	39	41.9	18	18	16	4	5	80	72.9
MISSISSIPPI STATE	1/19/16	81-78	W	26-58	.448	9-21	.429	20-33	.606	12	33	45	42.1	13	13	15	2	4	81	73.4
AUBURN	1/23/16	95-63	W	33-58	.569	9-19	.474	20-24	.833	11	33	44	42.2	19	20	16	8	9	95	74.5
at Vanderbilt	1/26/16	59-60	L	23-70	.329	7-22	.318	6-10	.600	18	25	43	42.2	24	6	13	3	6	59	73.8
WEST VIRGINIA	1/30/16	88-71	W	26-49	.531	12-20	.600	24-31	.774	9	21	30	41.6	21	16	14	4	6	88	74.4
ARKANSAS	2/3/16	87-83	W	26-51	.510	5-19	.263	30-36	.833	8	23	31	41.1	20	13	13	4	9	87	75.0
Florida		1650		573-1334	.430	158-483	.327	346-536	.646	299	606	905	41.1	428	293	259	98	152	1650	75.0
Opponents		1448		505-1289	.392	132-423	.312	306-454	.674	256	574	830	37.7	456	243	300	74	120	1448	65.8

Games played: 22  
Points/game: 75.0  
FG Pct: 43.0  
3FG Pct: 32.7  
FT Pct: 64.6

Rebounds/game: 41.1  
Assists/game: 13.3  
Turnovers/game: 11.8  
Assist/turnover ratio: 1.1  
Steals/game: 6.9  
Blocks/game: 4.5



**2015-16 Florida Basketball**  
**Florida Opponent Game-by-Game (as of Feb 03, 2016)**  
**All games**

OPPONENT STATISTICS

Opponent	Date	Score		Total		3-Pointers		Free throws		Rebounds				pf	a	t/o	blk	stl	pts	avg
				fg-fga	pct	3fg-fga	pct	ft-fta	pct	off	def	tot	avg							
at Navy	11/13/15	59-41	W	17-59	.288	4-19	.211	3-12	.250	14	19	33	33.0	19	9	13	2	7	41	41.0
NORTH CAROLINA A&T	11/16/15	104-54	W	17-52	.327	4-16	.250	16-28	.571	10	17	27	30.0	21	5	16	2	9	54	47.5
vs Saint Joseph's	11/21/15	74-63	W	22-55	.400	3-18	.167	16-27	.593	8	27	35	31.7	21	9	14	4	3	63	52.7
vs Purdue	11/22/15	70-85	L	30-60	.500	11-26	.423	14-20	.700	12	31	43	34.5	14	15	13	4	3	85	60.8
VERMONT	11/25/15	86-62	W	20-54	.370	8-24	.333	14-16	.875	8	26	34	34.4	24	13	17	2	1	62	61.0
FLORIDA GULF COAST	11/27/15	70-50	W	20-58	.345	3-8	.375	7-11	.636	12	33	45	36.2	20	9	18	3	4	50	59.2
RICHMOND	12/1/15	76-56	W	21-62	.339	7-20	.350	7-20	.350	9	27	36	36.1	21	11	9	1	1	56	58.7
at Miami	12/8/15	55-66	L	20-51	.392	7-17	.412	19-24	.792	11	31	42	36.9	17	9	14	6	7	66	59.6
at Michigan State	12/12/15	52-58	L	21-57	.368	5-25	.200	11-15	.733	16	29	45	37.8	18	18	12	6	6	58	59.4
vs Oklahoma State	12/19/15	72-70	W	23-56	.411	8-20	.400	16-22	.727	13	29	42	38.2	19	8	14	2	2	70	60.5
JACKSONVILLE	12/22/15	89-65	W	23-64	.359	7-17	.412	12-13	.923	9	25	34	37.8	24	8	11	0	4	65	60.9
FLORIDA STATE	12/29/15	71-73	L	26-63	.413	10-24	.417	11-15	.733	8	28	36	37.7	21	13	13	2	5	73	61.9
GEORGIA	1/2/16	77-63	W	21-59	.356	2-12	.167	19-27	.704	15	22	37	37.6	28	10	14	3	6	63	62.0
at Tennessee	1/6/16	69-83	L	31-66	.470	6-19	.316	15-21	.714	15	34	49	38.4	14	16	15	5	8	83	63.5
LSU	1/9/16	68-62	W	20-56	.357	3-20	.150	19-27	.704	15	35	50	39.2	26	10	17	3	4	62	63.4
at Texas A&M	1/12/16	68-71	L	22-61	.361	7-23	.304	20-30	.667	15	24	39	39.2	13	14	7	6	7	71	63.9
at Ole Miss	1/16/16	80-71	W	25-56	.446	5-20	.250	16-26	.615	8	21	29	38.6	21	11	10	7	11	71	64.3
MISSISSIPPI STATE	1/19/16	81-78	W	30-67	.448	6-21	.286	12-17	.706	6	27	33	38.3	25	14	8	4	11	78	65.1
AUBURN	1/23/16	95-63	W	24-67	.358	6-24	.250	9-14	.643	14	17	31	37.9	21	9	14	0	4	63	64.9
at Vanderbilt	1/26/16	59-60	L	18-44	.409	3-9	.333	21-33	.636	10	31	41	38.0	15	9	19	9	4	60	64.7
WEST VIRGINIA	1/30/16	88-71	W	25-58	.431	7-20	.350	14-16	.875	13	19	32	37.8	27	10	18	2	8	71	65.0
ARKANSAS	2/3/16	87-83	W	29-64	.453	10-21	.476	15-20	.750	15	22	37	37.7	27	13	14	1	5	83	65.8
Opponents		1448		505-1289	.392	132-423	.312	306-454	.674	256	574	830	37.7	456	243	300	74	120	1448	65.8
Florida		1650		573-1334	.430	158-483	.327	346-536	.646	299	606	905	41.1	428	293	259	98	152	1650	75.0

Games played: 22  
Points/game: 65.8  
FG Pct: 39.2  
3FG Pct: 31.2  
FT Pct: 67.4

Rebounds/game: 37.7  
Assists/game: 11.0  
Turnovers/game: 13.6  
Assist/turnover ratio: 0.8  
Steals/game: 5.5  
Blocks/game: 3.4

**2015-16 Florida Basketball**  
**Florida Points-Rebounds-Assists (as of Feb 03, 2016)**  
**All games**

Opponent	Date	Score		00	01	02	03	04	5	10
				HILL,KASEY	WALKER,DEV	FRANCIS-RA	ROBINSON,D	ALLEN,KEVA	MURPHY,ALE	FINNEY-SMI
at Navy	11/13/15	59-41	w	8-4-5	2-1-0	5-3-1	13-10-0	9-0-0	DNP	4-12-1
NORTH CAROLINA A&T	11/16/15	104-54	w	7-0-8	15-4-1	10-0-0	15-7-0	5-3-3	DNP	14-10-3
vs Saint Joseph's	11/21/15	74-63	w	13-3-1	5-1-0	0-2-1	12-10-1	9-4-1	DNP	13-6-1
vs Purdue	11/22/15	70-85	L	2-0-2	5-1-1	2-2-0	5-4-0	12-1-1	DNP	17-8-4
VERMONT	11/25/15	86-62	w	14-2-4	4-5-0	3-1-2	15-8-0	0-1-0	DNP	20-6-6
FLORIDA GULF COAST	11/27/15	70-50	w	7-3-2	2-0-0	0-1-1	6-4-0	7-2-3	DNP	23-8-2
RICHMOND	12/1/15	76-56	w	7-1-2	5-2-1	2-1-2	12-13-0	10-1-2	DNP	9-13-7
at Miami	12/8/15	55-66	L	4-0-1	0-1-0	4-1-1	11-6-2	4-2-0	DNP	12-6-0
at Michigan State	12/12/15	52-58	L	13-6-1	1-2-0	1-2-1	10-9-0	0-1-0	DNP	13-6-3
vs Oklahoma State	12/19/15	72-70	w	7-3-8	0-2-0	0-1-0	13-6-0	11-2-1	4-0-0	16-9-1
JACKSONVILLE	12/22/15	89-65	w	9-5-6	0-1-0	3-2-1	12-5-0	15-5-3	3-3-0	13-2-0
FLORIDA STATE	12/29/15	71-73	L	10-3-2	0-5-0	1-0-0	6-7-0	32-2-2	DNP	10-7-2
GEORGIA	1/2/16	77-63	w	10-6-4	1-3-0	0-0-0	13-2-0	18-2-1	DNP	7-3-0
at Tennessee	1/6/16	69-83	L	1-1-5	0-0-0	0-1-1	13-6-0	18-5-3	3-1-0	12-11-3
LSU	1/9/16	68-62	w	6-3-0	0-3-0	0-0-0	4-4-0	8-4-1	DNP	14-2-1
at Texas A&M	1/12/16	68-71	L	7-6-3	0-0-0	3-2-1	5-1-0	0-3-3	DNP	17-12-2
at Ole Miss	1/16/16	80-71	w	11-2-1	DNP	0-0-0	5-3-1	27-6-2	DNP	17-10-4
MISSISSIPPI STATE	1/19/16	81-78	w	4-4-4	DNP	0-0-0	11-5-1	19-5-0	DNP	20-13-1
AUBURN	1/23/16	95-63	w	14-1-4	0-0-0	DNP	4-8-1	11-3-3	DNP	24-8-3
at Vanderbilt	1/26/16	59-60	L	16-1-0	0-1-1	0-0-0	0-3-0	16-2-0	DNP	12-14-2
WEST VIRGINIA	1/30/16	88-71	w	4-3-1	DNP	9-0-0	7-5-1	19-2-4	DNP	24-5-3
ARKANSAS	2/3/16	87-83	w	11-2-2	DNP	0-1-0	2-2-0	10-2-1	DNP	22-9-1

Opponent	Date	Score		11	12	13	14	15	24	32
				CHIOZZA,CH	HODSKINS,Z	HAYES,KEVA	EDWARDS,LE	EGBUNU,JOH	LEON,JUSTI	RIMMER,SCH
at Navy	11/13/15	59-41	w	7-0-1	DNP	0-0-0	1-2-0	4-8-0	DNP	6-4-0
NORTH CAROLINA A&T	11/16/15	104-54	w	11-4-5	0-1-0	1-2-0	0-0-0	13-5-0	4-5-0	9-4-0
vs Saint Joseph's	11/21/15	74-63	w	7-2-4	DNP	4-4-1	DNP	6-6-0	5-2-0	0-1-1
vs Purdue	11/22/15	70-85	L	8-3-1	DNP	0-1-0	DNP	19-7-0	0-0-0	0-0-0
VERMONT	11/25/15	86-62	w	2-4-1	0-0-0	4-3-0	0-0-0	13-7-0	7-3-0	4-2-0
FLORIDA GULF COAST	11/27/15	70-50	w	0-2-3	0-0-0	6-4-0	0-0-0	17-11-1	2-2-0	0-1-0
RICHMOND	12/1/15	76-56	w	6-3-5	0-0-0	4-4-0	0-1-0	17-14-0	2-1-0	2-2-0
at Miami	12/8/15	55-66	L	2-2-3	DNP	2-2-0	DNP	14-5-0	2-3-0	0-1-0
at Michigan State	12/12/15	52-58	L	11-2-3	DNP	2-1-1	DNP	0-2-0	1-1-1	0-1-0
vs Oklahoma State	12/19/15	72-70	w	11-2-0	DNP	0-3-0	DNP	10-3-1	0-1-0	DNP
JACKSONVILLE	12/22/15	89-65	w	7-5-7	2-0-0	9-7-1	0-1-0	14-5-1	2-1-0	DNP
FLORIDA STATE	12/29/15	71-73	L	4-2-5	DNP	4-7-0	DNP	4-6-0	0-0-0	DNP
GEORGIA	1/2/16	77-63	w	11-6-6	DNP	0-1-0	DNP	12-12-1	5-2-0	DNP
at Tennessee	1/6/16	69-83	L	3-0-4	DNP	0-3-0	0-0-0	8-7-0	11-2-0	DNP
LSU	1/9/16	68-62	w	7-5-8	DNP	0-1-0	DNP	13-4-1	14-9-0	2-1-0
at Texas A&M	1/12/16	68-71	L	12-4-8	DNP	0-1-0	DNP	8-2-1	16-4-0	0-1-0
at Ole Miss	1/16/16	80-71	w	2-1-9	DNP	2-3-0	DNP	10-7-1	6-3-0	DNP
MISSISSIPPI STATE	1/19/16	81-78	w	3-1-5	DNP	0-1-0	DNP	16-7-1	8-8-1	DNP
AUBURN	1/23/16	95-63	w	14-3-8	0-0-0	6-6-0	0-2-0	12-9-1	8-2-0	2-0-0
at Vanderbilt	1/26/16	59-60	L	10-4-3	DNP	0-5-0	DNP	2-4-0	1-0-0	2-1-0
WEST VIRGINIA	1/30/16	88-71	w	10-3-6	DNP	4-2-0	DNP	9-4-0	DNP	2-6-1
ARKANSAS	2/3/16	87-83	w	17-2-8	DNP	2-0-0	DNP	14-4-0	7-5-0	2-1-1