



KENTUCKY

2015-16 MEN'S BASKETBALL

SCHEDULE/RESULTS (22-8, 12-5 SEC)

Date	Opponent	Time/Result
N. 2	*OTTAWA	W, 117-58
N. 6	*KENTUCKY STATE	W, 111-58
N.13	¹ ALBANY	W, 78-65
N.14	¹ NIJT	W, 87-57
N. 17	² vs. No. 5/4 Duke	W, 74-63
N. 20	WRIGHT STATE	W, 78-63
N. 24	³ BOSTON UNIVERSITY	W, 82-62
N. 27	³ vs. South Florida	W, 84-63
N. 30	ILLINOIS STATE	W, 75-63
D. 3	at UCLA	L, 87-77
D. 9	EASTERN KENTUCKY	W, 88-67
D. 12	ARIZONA STATE	W, 72-58
D. 19	⁴ Ohio State	L, 74-67
D. 26	No. 16/15 LOUISVILLE	W, 75-73
J. 2	*OLE MISS	W, 83-61
J. 5	*at LSU	L, 85-67
J. 9	*at Alabama	W, 77-61
J. 12	*MISSISSIPPI STATE	W, 80-74
J. 16	*at Auburn	L, 75-70
J. 21	*at Arkansas	W, 80-66
J. 23	*VANDERBILT	W, 76-57
J. 27	*MISSOURI	W, 88-54
J. 30	⁵ at No. 4/3 Kansas	L, 90-84 (OT)
F. 2	*at Tennessee	L, 84-77
F. 6	*FLORIDA	W, 80-61
F. 9	*GEORGIA	W, 82-48
F. 13	*at No. RV/20 S. Carolina	W, 89-62
F. 18	*TENNESSEE	W, 80-70
F. 20	*at No. RV/24 Texas A&M	L, 79-77 (OT)
F. 23	*ALABAMA	W, 78-53
F. 27	*at Vanderbilt	L, 74-62
M.	*at Florida	W, 88-79
M. 5	*LSU	2 p.m.
M. 9-13	⁶ SEC Tournament	TBA

All Times Eastern; HOME GAMES in BOLD CAPS
 All dates and times are subject to change
 ^-Exhibition Games; *-Conference Games;
 1-Hoophall Miami Invitational (Rupp Arena, Lexington, Ky.);
 2-Champions Classic (United Center, Chicago);
 3-Hoophall Miami Invitational (American Airlines Arena, Miami);
 4-CBS Sports Classic (Barclays Center, Brooklyn, N.Y.);
 5-Big 12/SEC Challenge (Allen Fieldhouse, Lawrence, Kan.);
 6-SEC Tournament (Bridgestone Arena, Nashville, Tenn.)

LSU Tigers (18-12, 11-6) at No. 22/19 KENTUCKY Wildcats (22-8, 12-5)

Saturday, March 5 • 2 p.m. ET • Rupp Arena (23,000) • Lexington, Ky.

THE MATCHUP | #LSUvsUK



About the Series

All-Time Record: UK leads 86-26
 Last Meeting: LSU won 85-67 (1/5/2016)
 Streak: LSU has won one



Head Coach: John Calipari
 Overall On-Court Record: 657-186 (.779)
 Record at Kentucky: 212-46 (.822)
 Calipari's Record vs. LSU: 8-2

Head Coach: Johnny Jones
 Overall On-Court Record: 284-211 (.574)
 Record at LSU: 79-49 (.617)
 Jones' Record vs. Kentucky: 2-4

UK PROBABLE LINEUP (BASED OFF LAST OUTING)

1



Skal Labissiere

Fr. / F / 6-11 / 225
 Port-au-Prince, Haiti

- Started last game for first time since Dec. 19
- Scored 11 pts. at Florida, highest since Jan. 27
- Grabbed career-high eight rebounds at Florida

3



Tyler Ulis

So. / G / 5-9 / 160
 Chicago

- Leads SEC in assists with a 7.1 average
- Bob Cousy Point Guard of the Year finalist
- Averaging 22.8 pts., 9.0 assists vs. ranked foes

13



Isaiah Briscoe

Fr. / G / 6-3 / 202
 Newark, N.J.

- Scored in double figures in 16 games
- Averaging 9.7 points and 5.2 rebs. per game
- Dished out 3+ assists in 10 of the last 13 games

22



Alex Poythress

Sr. / F / 6-8 / 230
 Clarksville, Tenn.

- Averaging 9.9 pts and 6.4 rebs per game
- Posted 12 points, 10 rebounds at Florida
- Four double-doubles this season

23



Jamal Murray

Fr. / G / 6-4 / 207
 Kitchener, Ontario

- Averaging team-high 19.9 points per game
- UK frosh. single-season record 15 20-pt. games
- Made UK frosh. single-season record 95 3's

TV AND RADIO INFO

TV: CBS

Verne Lundquist (PxP)
 Jim Spanarkel (Analyst)



Radio: UK Radio Network

Tom Leach (PxP)
 Mike Pratt (Analyst)
 Matt Jones (Sideline)



Satellite Radio:

Sirius Channel | XM Channel
 134 | 192

WHAT YOU NEED TO KNOW

- Kentucky is seeking at least a share of its 47th regular-season Southeastern Conference championship
- With a win, UK will have its 13th undefeated season at Rupp Arena and its fifth in seven years under John Calipari
- Alex Poythress will be honored prior to the game on Senior Day. Poythress is the 15th player in school history with 800 points, 500 rebounds and 70 blocks in a career
- Tyler Ulis has dished out four or more assists in 23 consecutive games and six or more in eight straight
- Jamal Murray has hit a 3-pointer in every game this season and has scored in double figures in 28 straight games
- Murray scored 33 points at Vanderbilt, his third 30-point game this season

BY THE NUMBERS

2,200

National all-time wins leader

46

Regular-season SEC titles

36

Kentucky's winning streak at Rupp Arena

9

Straight games Jamal Murray has scored 20 points or more

2015-16 ROSTER

No.	Name	Pos.	Ht.	Wt.	Cl.	Hometown (Previous School)
00	Marcus Lee	F	6-9	224	Jr.	Antioch, Calif. (Deer Valley)
1	Skal Labissiere	F	6-11	225	Fr.	Port-au-Prince, Haiti (Lausanne Collegiate)
3	Tyler Ulis	G	5-9	160	So.	Chicago (Marian Catholic)
4	Charles Matthews	G	6-6	189	Fr.	Chicago (Saint Rita)
10	Jonny David	G	6-2	175	Fr.	Pittsburgh (Mt. Lebanon)
11	Mychal Mulder	G	6-4	185	Jr.	Windsor, Ontario (Vincennes University)
13	Isaiah Briscoe	G	6-3	202	Fr.	Newark, N.J. (Roselle Catholic)
14	Tai Wynyard	F	6-10	255	Fr.	Auckland, New Zealand (Rangitoto College)
15	Isaac Humphries	F	7-0	260	Fr.	Sydney, Australia (La Lumiere School)
22	Alex Poythress	F	6-8	230	Sr.	Clarksville, Tenn. (Northeast)
23	Jamal Murray	G	6-4	207	Fr.	Kitchener, Ontario (Athlete Institute)
24	EJ Floreal	G	6-4	203	Jr.	Palo Alto, Calif. (Dunbar)
25	Dominique Hawkins	G	6-0	190	Jr.	Richmond, Ky. (Madison Central)
32	Dillon Pulliam	G	6-3	180	So.	Cynthiana, Ky. (Transylvania University)
35	Derek Willis	F	6-9	220	Jr.	Mt. Washington, Ky. (Bullitt East)

COACHING STAFF

Head Coach: John Calipari (Clarion, 1982)
Associate Head Coach: Kenny Payne (Louisville, 2003)
Assistant Coach: Tony Barbee (UMass, 1993)
Assistant Coach: John Robic (Denison, 1986)
Special Asst. to the Head Coach: Joel Justus (UNC Wilmington, 2004)
Associate AD/Basketball Operations: Chris Woolard (UCLA, 1997)
Asst. Strength Coach: Robert Harris (Kentucky State, 2009)
Athletic Trainer: Chris Simmons (Memphis, 2002)

PRONUNCIATION GUIDE

EJ FLOREAL (FLO-RE-AL)
 DOMINIQUE Hawkins (DOM-A-NEEK)
 SKAL LABISSIERE (S-CAL) (LAH-BISS-E-AIR)
 MYCHAL Mulder (like michael)
 Alex POYTHRESS (POY-THRESS)
 Tyler ULIS (YOU-LIS)
 Tai Wynyard (TIE) (WIN-YARD)
 John CALIPARI (CAL-A-PEAR-EE)

2015-16 TV CHART



00
Marcus Lee
 Jr. / F / 6-9 / 224
 Antioch, Calif.



1
Skal Labissiere
 Fr. / F / 6-11 / 225
 Port-au-Prince, Haiti




3
Tyler Ulis
 So. / G / 5-9 / 160
 Chicago



4
Charles Matthews
 Fr. / G / 6-6 / 189
 Chicago



10
Jonny David
 Fr. / G / 6-2 / 175
 Pittsburgh



11
Mychal Mulder
 Jr. / G / 6-4 / 185
 Windsor, Ontario



13
Isaiah Briscoe
 Fr. / G / 6-3 / 202
 Newark, N.J.



14
Tai Wynyard
 Fr. / F / 6-10 / 255
 Auckland, New Zealand



15
Isaac Humphries
 Fr. / F / 7-0 / 260
 Sydney, Australia



22
Alex Poythress
 Sr. / F / 6-8 / 230
 Clarksville, Tenn.



23
Jamal Murray
 Fr. / G / 6-4 / 207
 Kitchener, Ontario



24
EJ Floreal
 Jr. / G / 6-4 / 203
 Palo Alto, Calif.



25
Dominique Hawkins
 Jr. / G / 6-0 / 190
 Richmond, Ky.



32
Dillon Pulliam
 So. / G / 6-3 / 180
 Cynthiana, Ky.



35
Derek Willis
 Jr. / F / 6-9 / 220
 Mt. Washington, Ky.



John Calipari
 Head Coach
 Seventh Season



Kenny Payne
 Associate Head
 Coach
 Sixth Season



Tony Barbee
 Assistant Coach
 First Season



John Robic
 Assistant Coach
 Seventh Season

WEEKLY MEDIA SCHEDULE - FEB. 29, 2016- MARCH 13, 2016***

Monday - 29	Tuesday - 1	Wednesday - 2	Thursday - 3	Friday - 4	Saturday - 5	Sunday - 6
SEC teleconference Media availability at the Craft Center	beat Florida 88-79	Calipari Radio Show		Media availability at the Craft Center	vs. LSU 2 p.m. ET CBS	
Monday - 7	Tuesday - 8	Wednesday - 9	Thursday - 10	Friday - 11	Saturday - 12	Sunday - 13
SEC teleconference Calipari Radio Show		Depart for SEC Tournament Media availability at the Craft Center	Calipari media availability at TBD	SEC Tournament	SEC Tournament	SEC Tournament Selection Sunday

***schedule is tentative and subject to change

MEDIA INFO

Quick Facts

Location: Lexington, Ky.
 Founded: 1865
 Enrollment: 30,000
 Nickname: Wildcats
 Colors: Blue (PMS 286) and White
 Conference: Southeastern
 Arena: Rupp Arena
 Capacity: 23,000
 President: Dr. Eli Capilouto
 Athletics Director: Mitch Barnhart
 Faculty Representative: Joseph L. Fink III

Media Relations

MBB Contact: Eric Lindsey
 Email: eric.lindsey@uky.edu
 Phone: 859.619.0944
 *Calipari interviews, MBB contact

Secondary Contact: Deb Moore
 Email: deb.moore@uky.edu
 Phone: 859.559.5781
 *Player interviews, game-day contact, credentials

Asst. Contact: Jake Most
 Email: jake.most@uky.edu
 Phone: 516.996.3229

Assistant AD for Media Relations:
 Tony Neely

Office Coordinator: Stephanie Guy
 Email: stephanie.guy@uky.edu
 Phone: 859.257.3838
 Media will call, credentials

The UK Media Relations office is located in the Joe Craft Center. Office hours are 8 a.m. - 5 p.m. (M-F).

338 Lexington Ave.
 Lexington, KY 40506

IMPORTANT INFORMATION

CREENTIAL REQUESTS

Requests for single-game credentials should be made as far in advance as possible and no later than five days prior to game day online at sportssystem.com/Kentucky.

CREENTIAL CRITERIA

The University of Kentucky's decision to issue credentials to a media outlet for the purposes of covering a UK basketball home or away event is determined by a variety of factors. They include the following:

- Amount of coverage given to Kentucky throughout the season
- Intention/ability to cover all 22 sports at Kentucky
- Distribution/size of publication: free, subscription, sale on newsstands, website traffic, etc.
- Radio or TV station program format and size of audience
- Length of existence of the publication, amount of original copy generated, number of full-time employees of the publication and the journalistic experience of the reporter(s)
- Attendance at Kentucky media sessions, including Olympic sport opportunities
- Space availability
- Professionalism, which includes but is not limited to conduct at games, press conferences, practices, on social media, etc.

The University of Kentucky has the right to revoke credentials under its own discretion.

INTERVIEW POLICIES-GENERAL

All interviews with University of Kentucky basketball players or staff members must be arranged through the Media Relations office. Media should never contact a player or coach directly.

The Wildcat Coal Lodge, dormitories, team locker rooms and other team quarters are private team areas. Media members are not permitted in these areas unless accompanied by appropriate university personnel.

PRACTICE/PRESS CONFERENCES

Other than announced exceptions, UK basketball practices are closed to the media. UK will accept requests to attend practice. All requests must be made by 10 a.m. on the day of the practice. In cases in which practices are open to the media, no cell phones are allowed in the practice facility.

Player interviews are conducted prior to practices the day before a game and will be available to all UK media in the Joe Craft Center lower-level lobby. UK will accept requests for player interviews, but they must be submitted 24 hours prior to the scheduled availability.

Coach John Calipari or an assistant coach will meet with members of the media immediately following player interviews in the lower level lobby of the Joe Craft Center.

Gameday shoot-arounds are closed to the media.

TELEPHONE PLAYER INTERVIEWS

Telephone interviews are available to the media on a call-back basis. Individual player and coach telephone numbers will not be given to members of the media.

Players are instructed not to conduct interviews when contacted directly by telephone. The UK Media Relations Office will arrange for telephone interviews at a time most convenient for the student-athlete.

Other special requests are handled on a case-by-case basis.

POSTGAME INTERVIEWS

Following each game, there is a 20-minute cooling-off period, during which time the players shower and dress. Approximately 10 minutes after the game ends, Coach Calipari conducts his postgame press conference while a player is taken to the UK Sports Network.

Following Coach Calipari's press conference and the cooling-off period, selected UK players are brought to the media interview room.

SOCIAL MEDIA CENTER

Official Team News and Connections

Twitter: @KentuckyMBB
 Facebook: /KentuckyMBB
 Instagram: @KentuckyMBB
 Periscope: @KentuckyMBB

Official UK Athletics: @UKAthletics
 CoachCal.com: @CoachCalDotCom

John Calipari: @UKCoachCalipari

Player

Isaiah Briscoe
 Jonny David
 EJ Floreal
 Dominique Hawkins
 Isaac Humphries
 Skal Labissiere
 Marcus Lee
 Charles Matthews
 Mychal Mulder
 Jamal Murray
 Alex Poythress
 Dillon Pulliam
 Tyler Ulis
 Derek Willis
 Tai Wynyard

Twitter

@ZayBriscoe
 @j david010
 @Eddie_Bounce24
 @Dhawk_25
 @IsaacHumphries7
 @OneBigHaitian
 @JustMarcusLee
 @_JustCharles_
 @MychalMulder
 @BeMore27
 @AlextheGreat22
 @DPull32
 @tulis3
 @derek_willis33
 @WynyardTai

Instagram

@zaaay_
 @j david010
 @eddie_bounce24
 @dhawk_25
 @isaachumphries7
 @skallywally
 @justmarcuslee
 @just.charles
 @mikemulder11
 @jmgltihx27
 @alexthegreat22
 @dpull32
 @tulis3
 @dxw_33
 @taiwynyard

THE POLLS

AP Top 25 Feb. 29

Rk.	Team (First-Place Votes)
1.	Kansas (63)
2.	Michigan State (2)
3.	Villanova
4.	Virginia
5.	Xavier
6.	Oklahoma
7.	Miami (Fla.)
8.	North Carolina
9.	Oregon
10.	West Virginia
11.	Louisville
12.	Indiana
13.	Utah
14.	Maryland
15.	Purdue
16.	Iowa
17.	Duke
18.	Arizona
19.	Baylor
20.	Texas A&M
21.	Iowa State
22.	Kentucky
23.	Texas
24.	SMU
25.	California

Others Receiving Votes: Wisconsin, Seton Hall, Wichita State, Saint Joseph's, Notre Dame, Texas Tech, Cincinnati, St. Mary's, Vanderbilt, Valparaiso, Little Rock, Stephen F. Austin, Dayton

USA Today Coaches Feb. 29

Rk.	Team (First-Place Votes)
1.	Kansas (31)
2.	Villanova
3.	Michigan State (1)
4.	Virginia
5.	Xavier
6.	Oklahoma
7.	Miami (Fla.)
8.	North Carolina
9.	West Virginia
10.	Oregon
11.	Indiana
12.	Maryland
13.	Purdue
13.	Utah
15.	Iowa
16.	Arizona
17.	Baylor
18.	Texas A&M
19.	Kentucky
20.	Iowa State
21.	Duke
22.	Texas
23.	Wichita State
24.	St. Mary's
25.	California

Others Receiving Votes: Wisconsin, Notre Dame, Seton Hall, Texas Tech, Providence, Saint Joseph's, Pittsburgh, South Carolina, Dayton, Valparaiso, St. Bonaventure, Colorado, Little Rock

THE SOUTHEASTERN CONFERENCE

SEC Standings (Through March 3)

Team	SEC (Pct.)	GB	Overall (Pct.)
Texas A&M	12-5 (.706)	0.0	23-7 (.767)
Kentucky	12-5 (.706)	0.0	22-8 (.733)
LSU	11-6 (.647)	1.0	18-12 (.600)
Vanderbilt	11-6 (.647)	1.0	19-11 (.633)
S. Carolina	10-7 (.588)	2.0	23-7 (.767)
Ole Miss	9-8 (.529)	3.0	19-11 (.633)
Georgia	9-8 (.529)	3.0	16-12 (.571)
Arkansas	9-8 (.529)	3.0	16-14 (.533)
Alabama	8-9 (.471)	4.0	17-12 (.607)
Florida	8-9 (.471)	4.0	17-13 (.567)
Tennessee	6-11 (.353)	6.0	13-17 (.433)
Mississippi St.	6-11 (.353)	6.0	13-16 (.448)
Auburn	5-12 (.294)	7.0	11-18 (.379)
Missouri	3-14 (.177)	9.0	10-20 (.333)

This Week in the SEC

Saturday, March 5

Ole Miss at Tennessee	SEC	Noon
LSU at Kentucky	CBS	2 p.m.
Auburn at Miss. State	SEC	2:30 p.m.
Alabama at Georgia	ESPN/2	4 p.m.
S. Carolina at Arkansas	SEC	5 p.m.
Florida at Missouri	SEC	7:30 p.m.
Vanderbilt at Texas A&M	ESPN/2	TBD

****END OF REGULAR SEASON****

Kentucky in the SEC and NCAA Stats (Through March 2)

TEAM

CATEGORY	SEC [NCAA] (STAT)
Scoring.....	3rd [55th] (78.5)
Scoring Defense.....	4th [74th] (67.6)
Scoring Margin.....	1st [25th] (+10.9)
Free Throw %.....	9th [259th] (.675)
Field Goal %.....	1st [35th] (.474)
Field Goal % Def.....	3rd [20th] (.395)
3-Pt. Field Goal %.....	4th [127th] (.357)
3-Pt. FG % Def.....	4th [103rd] (.332)
Rebounding Offense.....	3rd [47th] (39.2)
Rebounding Defense.....	1st [33.6]
Rebounding Margin.....	2nd [37th] (+5.6)
Blocked Shots Per Game.....	1st [8th] (5.8)
Assists Per Game.....	5th [122nd] (14.1)
Steals Per Game.....	7th [103rd] (6.5)
Turnover Margin.....	6th [121st] (+1.2)
Assist/TO Ratio.....	5th [73rd] (1.2)
Offensive Rebs Per Game.....	3rd [38th] (13.0)
Defensive Rebs Per Game.....	6th [106th] (26.2)
Defensive Rebound Pct.....	10th (.689)
Offensive Rebound Pct.....	2nd (.374)
3-Point FG Made Per Game.....	10th [213th] (6.6)

INDIVIDUAL

PLAYER	SEC [NCAA] (STAT)
--------	-------------------

3-Point Field Goals Per Game

Jamal Murray.....	2nd [18th] (3.2)
-------------------	------------------

3-Point Field-Goal Percentage

Jamal Murray.....	4th [46th] (.419)
-------------------	-------------------

Assists Per Game

Tyler Ulis.....	1st [8th] (7.1)
-----------------	-----------------

Assist-to-Turnover Ratio

Tyler Ulis.....	1st [8th] (3.6)
Isaiah Briscoe.....	10th [212th] (1.7)

Blocked Shots Per Game

Marcus Lee.....	5th [64th] (1.8)
Skal Labissiere.....	T10th [105th] (1.5)

Double-Doubles

Tyler Ulis.....	8th [116th] (7)
Alex Poythress.....	15th [250th] (4)

Field-Goal Percentage

Jamal Murray.....	9th [195th] (.450)
-------------------	--------------------

Free-Throw Percentage

Tyler Ulis.....	2nd [53rd] (.853)
-----------------	-------------------

Minutes Per Game

Tyler Ulis.....	1st [25th] (36.8)
Jamal Murray.....	3rd [85th] (35.0)
Isaiah Briscoe.....	9th (32.2)

Offensive Rebounds Per Game

Marcus Lee.....	9th [125th] (2.6)
-----------------	-------------------

Points Per Game

Jamal Murray.....	3rd [32nd] (19.9)
Tyler Ulis.....	6th [157th] (16.7)

Rebounds Per Game

Marcus Lee.....	14th (6.4)
Alex Poythress.....	15th (6.4)

Steals Per Game

Tyler Ulis.....	6th [150th] (1.5)
-----------------	-------------------

UK'S WEEKLY RANKINGS

DATE	AP	Coaches	RPI
Preseason	2	1	-
Nov. 16	2	2	-
Nov. 23	1	1	-
Nov. 30	1	1	19
Dec. 7	5	4	26
Dec. 14	4	4	12
Dec. 21	12	11	29
Dec. 28	10	11	12
Jan. 4	9	8	7
Jan. 11	14	13	9
Jan. 18	23	19	20
Jan. 25	20	19	16
Feb. 1	20	19	18
Feb. 8	22	21	19
Feb. 15	14	14	13
Feb. 22	16	14	12
Feb. 29	22	19	15

TYLER ULIS

SOPHOMORE GUARD



ALL-AMERICA CANDIDATE



22.8

Points per game vs.
ranked opponents

3.6

Assist-to-turnover ratio,
first in the SEC and
eighth nationally

12

20-point, five-assist
games, a school record

9.0

Assists per game vs.
ranked opponents

JAMAL MURRAY

FRESHMAN GUARD



ALL-AMERICA CANDIDATE



19.9

Scoring average, second
among all freshmen

28

Straight games in
double figures

35

Points vs. Florida,
tied for the most by a
freshman in UK history

95

3-pointers, ranked first
among all freshmen
nationally

HONORING THE CATS

Isaiah Briscoe

- SEC Freshman of the Week (12/7/15)
- Wayman Tisdale Preseason Watch List

Skal Labissiere

- SEC Co-Freshman of the Week (11/16/15)
- Preseason All-SEC First Team (Media)
- Preseason All-SEC First Team (Coaches)
- CBSsports.com Preseason All-America First Team
- Sporting News Preseason All-America Second Team
- John R. Wooden Award Preseason Watch List
- Wayman Tisdale Preseason Watch List
- Oscar Robertson Preseason Watch List
- Naismith Trophy Preseason Watch List
- Kareem Abdul-Jabbar Award Preseason Watch List

Marcus Lee

- SEC Community Service Team
- Allstate Good Works Nominee
- SEC Representative at 2016 NCAA Leadership Forum

Jamal Murray

- SEC Co-Freshman of the Week (2/29/16)
- Wayman Tisdale Award Finalist
- SEC Freshman of the Week (2/15/16)
- Naismith Trophy Midseason List
- SEC Freshman of the Week (1/25/16)
- Wayman Tisdale Award Midseason Watch List
- John R. Wooden Award Midseason Watch List
- SEC Freshman of the Week (12/14/15)
- Miami Hoophall Invite Most Valuable Player
- Sporting News Preseason All-America Third Team
- CBSsports.com Preseason All-America Second Team
- Preseason All-SEC Second Team (Coaches)
- John R. Wooden Award Preseason Watch List
- Wayman Tisdale Preseason Watch List
- Oscar Robertson Preseason Watch List
- Naismith Trophy Preseason Watch List

Alex Poythress

- CoSIDA Academic All-American Second Team
- Arthur Ashe Jr. Sports Scholar Semifinalist
- Senior CLASS Award Candidate
- Preseason All-SEC Second Team (Media)
- Preseason All-SEC Second Team (Coaches)
- Julius Erving Award Preseason Watch List

Tyler Ulis

- Oscar Robertson Finalist
- Eddie Sutton "Tustenugee" Award Semifinalist
- Capital One Cup Performance of the Week (2/17/16)
- ESPN National Player of the Week (2/15/16)
- SEC Player of the Week (2/15/16)
- Naismith Trophy Midseason List
- John R. Wooden Award Late Season Top 20 List
- Bob Cousy Award Finalist
- Oscar Robertson Trophy Midseason Watch List
- John R. Wooden Award Midseason Watch List
- SEC Player of the Week (12/28/15)
- College Basketball Talk (NBC Sports) National Player of the Week (12/28/15)
- SEC Co-Player of the Week (11/23/15)
- Preseason All-SEC First Team (Media)
- Preseason All-SEC First Team (Coaches)
- John R. Wooden Award Preseason Watch List
- Oscar Robertson Preseason Watch List
- Naismith Trophy Preseason Watch List
- Lute Olson Award Preseason Watch List
- Bob Cousy Award Preseason Watch List

2015-16 SEASON NOTES

What's in Play on Saturday?

SEC Title

With a win over LSU, the Wildcats would clinch at least a share of their Southeastern Conference-leading 47th conference title. With a win and a Texas A&M loss, the Wildcats would clinch the title outright. With a loss and a Texas A&M loss, Kentucky would still clinch a share of the championship.

UK has nearly as many conference titles (46) as the rest of the league combined (49). John Calipari has directed his teams to 13 total conference titles including three while at the helm of Kentucky.

Perfect Home Season

With a win on Saturday, UK will complete its 13th perfect home season in Rupp Arena in program history, including five in seven seasons under the direction of Calipari. Kentucky is in looking to extend its home winning streak to 37 games, which dates back to the 2013-14 season.

Kentucky to Honor Alex Poythress on Senior Day

Kentucky will celebrate senior forward Alex Poythress on Saturday for Senior Day. The Wildcats are 92-19 all-time on Senior Day, including a perfect 6-0 under Calipari.

The ceremony will include a video tribute, more than 23,000 fans singing "My Old Kentucky Home," and the presentation of a framed jersey. The ceremony, which the late Al McGuire once called "the most touching moment in all of sports, will begin at approximately 1:45 p.m.

Approaching 900 career points, Poythress is the 15th player in school history with 800 points, 500 rebounds and 70 blocks in a career. He's played in a team-high 106 games in his Kentucky career with 56 starts.

Murray-Ulis the Top Scoring Duo in the Country in League Play

Jamal Murray and Tyler Ulis are proving to be two of the best scoring guards in the country. Combined in league play, they are the best.

Through games on March 2, Murray and Ulis are averaging 41.0 points per game in conference play, more than any other duo in the major conferences, which includes the Power 5 conferences and the American and the Big East.

Rank	Duo	Team	Conference	Combined PPG
1.	Jamal Murray & Tyler Ulis	Kentucky	SEC	41.0
2.	Grayson Allen & Brandon Ingram	Duke	ACC	39.3
3.	Kris Dunn & Ben Bentil	Providence	Big East	39.0
4.	Buddy Hield & Isaiah Cousins	Oklahoma	Big 12	38.0
5.	Andrew Andrews & Dejounte Murray	Washington	Pac 12	37.4

Poythress Tabbed Academic All-America

Alex Poythress has been named to the College Sports Information Directors of America Academic All-America Second Team, becoming the first Wildcat to achieve the distinction since Mark Pope was selected to the third team in 1995.

The CoSIDA Academic All-America teams recognize the nation's top student-athletes for their combined performances athletically and in the classroom.

Poythress graduated in just three years and is pursuing a master's degree during his senior season. He has appeared on the SEC Academic Honor Roll during every year of college. He is also a three-time Arthur Ashe, Jr., Sports Scholar and has been named to the Athletic Director's honor roll three times, which honors the student-athlete with the highest GPA of his team.

Frontcourt Comes Up Big At Florida

Another March, another tweak for John Calipari. Whatever the tweak is, it sparked inspired play by the 22nd-ranked Kentucky Wildcats -- particularly in the frontcourt -- to an 88-79 win on the road at Florida on Tuesday.

Freshman forward Skal Labissiere started for the first time since Dec. 19 and posted 11 points and a career-high eight rebounds. Senior forward Alex Poythress earned his fourth double-double of the year and first start since Dec. 9 with 12 points and 10 rebounds, while junior forward Marcus Lee contributed five points, eight rebounds and four blocked shots.

It was all the help the backcourt would need en route to a win on the road in its final attempt of the season. Freshman guard Jamal Murray continued his streak of 20-point games with 21 points, coupled with four 3-pointers. Sophomore floor general Tyler Ulis generated 19 points and 11 assists for his seventh double-double of the year. Freshman Isaiah Briscoe was an efficient 4 of 7 from the field and 5 of 6 from the line en route to 13 points, three rebounds and three assists.

UK led by as many as 17 in the second half, moving its record to 184-3 all-time under Calipari when holding at least a 10-point lead during the game.

- Eight Wildcats scored and five scored 10 or more for the first time since Jan. 27 vs. Missouri
- UK had 19 assists, tying a season-high, which also came against Florida on Feb. 6
- Florida attempted 37 free throws, the second most by a UK opponent this year (Kansas shot 47)
- Murray topped 20 points for the ninth consecutive game and 15th time this season. He now owns the freshman record for most 20-point games in school history
- He has scored in double-figures in 28 consecutive games, tying Brandon Knight (2010-11) for the longest streak in the Calipari era
- Ulis posted his fifth game of 10 or more assists, a UK single-season record
- Ulis became just the third player in program history with 200 or more assists in a single year
- Freshman guard Isaiah Briscoe reached double-digit scoring for the 16th time this year. His 83 percent shooting from the charity stripe marked a career-best output

Murray Picks Up Another SEC Freshman of the Week Honor

February will forever be a month to remember for freshman Jamal Murray. The sharpshooter averaged 26.4 points per game in eight games during the month and capped it with a 33-point performance at Vanderbilt en route to claiming Southeastern Conference Freshman of the Week honors on Monday. It is the fourth such honor of the season for the Kitchener, Ontario native.

Murray enjoyed another spectacular week for the Wildcats who are in the midst of one of the more difficult stretches of the season. He averaged a team-high 28 points per game and added 6.5 rebounds per game in a 1-1 week for the Wildcats.

Murray opened the week with 23 points, four rebounds and a pair of blocks in a dominating victory over Alabama. He followed that with his third 30-point outing of the season with 33 points at Vanderbilt on 12-of-20 shooting and six made 3-pointers. Murray was electrifying from the start with a Calipari era-best 21 points in the opening stanza. He also added a career-high and team-high nine rebounds. With six made 3-pointers, Murray broke the single-season freshman record for made 3-pointers.

2015-16 LEAD-DEFICIT COMPARISON

Opponent	Biggest Lead	Biggest Deficit	Biggest Run	Changes	Ties	Led	Trailed	Result
OTTAWA	59 (2nd)	N/A	16-0	0	0	39:47	0:00	UK won 117-58
KENTUCKY STATE	53 (2nd)	N/A	22-0	0	0	39:12	0:00	UK won 111-58
ALBANY	21 (2nd)	N/A	12-2	0	0	38:35	0:00	UK won 78-65
NJIT	34 (2nd)	6 (1st)	15-2	1	2	30:05	6:59	UK won 87-57
vs. Duke	16 (2nd)	2 (1st)	8-0	2	6	33:20	0:05	UK won 74-63
WRIGHT STATE	20 (2nd)	N/A	10-3	0	0	39:08	0:00	UK won 78-63
BOSTON	24 (2nd)	1 (1st)	18-2	2	0	39:17	0:26	UK won 82-62
vs. South Florida	31 (2nd)	2 (1st)	17-0	1	2	37:09	0:39	UK won 84-63
ILLINOIS STATE	16 (2nd)	6 (1st)	10-0	3	6	25:27	9:41	UK won 75-63
at UCLA	2 (1st)	15 (2nd)	5-0	1	1	0:30	38:10	UCLA won 87-77
EKU	21 (2nd)	N/A	12-0	0	0	39:42	0:00	UK won 88-67
ARIZONA STATE	23 (2nd)	1 (1st)	10-0	2	3	37:55	0:44	UK won 88-67
vs. Ohio State	3 (1st)	16 (2nd)	7-0	3	1	2:37	35:31	OSU won 74-67
LOUISVILLE	16 (2nd)	5 (1st)	22-2	3	5	30:22	6:53	UK won 75-73
OLE MISS	29 (2nd)	2 (1st)	21-3	2	2	36:59	0:22	UK won 83-61
at LSU	2 (1st)	18 (2nd)	6-0	1	1	0:21	37:15	LSU won 85-67
at Alabama	19 (2nd)	N/A	12-2	0	0	39:43	0:00	UK won 77-61
MISSISSIPPI ST.	20 (2nd)	5 (1st)	13-0	1	2	36:59	1:55	UK won 80-74
at Auburn	12 (2nd)	7 (2nd)	10-0	11	11	23:32	10:58	Auburn won 75-70
at Arkansas	18 (2nd)	1 (1st)	10-3	1	1	38:45	0:28	UK won 80-66
VANDERBILT	23 (2nd)	N/A	12-2	0	0	39:46	0:00	UK won 76-57
MISSOURI	41 (2nd)	2 (1st)	20-0	1	0	39:02	0:37	UK won 88-54
at Kansas	8 (2nd)	9 (OT)	10-2	18	12	25:46	13:37	Kansas won 90-84
at Tennessee	21 (1st)	7 (2nd)	12-2	3	3	26:29	9:32	UT won 84-77
FLORIDA	26 (2nd)	N/A	22-3	0	1	39:11	0:00	UK won 80-61
GEORGIA	37 (2nd)	2 (1st)	24-2	1	2	37:40	0:34	UK won 82-48
at South Carolina	34 (2nd)	1 (1st)	18-2	4	1	37:33	2:03	UK won 89-62
TENNESSEE	22 (2nd)	5 (1st)	15-1	2	1	30:45	7:30	UK won 80-70
at Texas A&M	3 (2nd)	8 (1st)	6-0	29	12	9:46	28:51	TAMU won 79-77
ALABAMA	25 (2nd)	2 (1st)	12-1	2	3	36:50	0:16	UK won 78-53
at Vanderbilt	8 (1st)	12 (2nd)	10-0	4	1	20:00	19:15	VU won 74-62
at Florida	17 (2nd)	2 (1st)	9-0	4	4	36:24	1:28	UK won 88-79
LSU								

CATS ON THE CAREER CHARTS

Career Points		Career Assists	
1. Dan Issel	2,138	1. Dirk Minniefield	646
72. Larry Conley	934	7. Cliff Hawkins	468
73. Richie Farmer	898	8. Ed Davender	436
74. Alex Poythress	896	9. Travis Ford	428
		10. Saul Smith	364
		11. Tyler Ulis	342
Career Rebounds		Career Blocked Shots	
1. Dan Issel	1,078	1. Jamaal Magloire	268
31. Terrence Jones	608		
32. Alex Poythress	589		
		18. Walter McCarty	108
		19. Nerlens Noel	105
		20. Darius Miller	99
Career Steals		21. Marcus Lee	94
1. Wayne Turner	238		
45. Roger Harden	81		
46. Tyler Ulis	80		

NOTES CONTINUED

It was his third 30-point game of the season, two points shy of his career high.

Kentucky leads the league with nine total weekly honors this season. In addition to Murray's four, sophomore point guard Tyler Ulis has garnered three honors, while freshmen Skal Labissiere and Isaiah Briscoe have both been tabbed SEC Freshman of the Week once this season.

SEC Tournament Scenarios for UK

With South Carolina's loss on Thursday, Kentucky has clinched a double bye in the Southeastern Conference Tournament, which will be held next week in Nashville, Tenn. With that said, seeding for the top four spots is still very much up in the air based on various tiebreakers.

Here are the scenarios, as they pertain to UK:

If UK wins and Texas A&M loses ...

UK would be the 1 seed based on conference record

If UK wins and Texas A&M wins ...

Texas A&M would be the 1 seed and UK would be the 2 seed based on the head-to-head tiebreaker

If UK loses and Texas A&M wins ...

Texas A&M would be the 1 seed based on conference record. LSU would be the 2 seed and UK would be the 3 seed based on the head-to-head tiebreaker

If UK loses and Texas A&M loses ...

LSU would be the 1 seed, Vanderbilt would be the 2 seed, Texas A&M would be the 3 seed and UK would be the 4 seed based on the best winning percentage of the games played among the four tied teams

Down The Stetch

With one game remaining in the regular-season for the 2015-16 edition of the Kentucky Wildcats, John Calipari's squad is right in the hunt for its 47th Southeastern Conference championship. UK is currently tied with Texas A&M for the lead, though the Aggies own the head-to-head tiebreaker.

The race is neck-and-neck as we enter the final week of the season with four teams within one game of one another. Here is how Kentucky has fared in similar situations over the last 30 seasons:

- 2012-13: Kentucky finished two games back of Florida. UK went 1-2 over the final three games with the win coming over Florida
- 2009-10: Kentucky won the league by two games over Vanderbilt thanks to a 14-2 overall conference record
- 2007-08: UK tied for second, two games behind Tennessee, going 2-1 over the final three games. The one loss? Tennessee
- 2004-05: UK finished first by two games over three teams with a 2-1 record to end the season
- 2003-04: Mississippi State edged Kentucky by one game despite UK going 6-0 to end the conference season
- 2000-01: Kentucky managed to win the tiebreaker over Florida for the league crown despite going 1-2 over the final three
- 1999-00: Kentucky won the tiebreaker for the league title with three other teams; a 3-0 finish aided the cause
- 1997-98: UK held on to a two-game lead over Ole Miss thanks to a 4-0 run to end the year
- 1996-97: Kentucky finished second by two games to South Carolina which included a loss to the Gamecocks in the final game
- 1994-95: UK edged out two teams by two games behind a five-game winning streak to end the season
- 1993-94: Arkansas won the conference by a two-game margin despite a 5-1 push late by the Wildcats
- 1992-93: Vanderbilt edged the Cats by one game despite a 3-0 mark to finish the year for UK
- 1991-92: Arkansas held on for a one-game lead for the title as a loss to Florida hurt the Cats with two games to go
- 1987-88: A 4-0 record to end the season propelled UK to a two-game lead for the league title

Ulis, Murray Named USBWA Awards Finalists

The two leaders of arguably the nation's best backcourt, Tyler Ulis and Jamal Murray, are finalists for the U.S. Writers Basketball Association's two major awards, the Oscar Robertson Trophy and the Wayman Tisdale Award.

Ulis has been tabbed one of 11 finalists for the Oscar Robertson Trophy, awarded annually to the USBWA's pick for the national player of the year. Murray is one of five finalists for the Wayman Tisdale Award, presented to the nation's freshman of the year.

Both awards will be presented at the College Basketball Awards gala in Oklahoma City on April 11 at the National Cowboy & Western Heritage Museum. Access Sports, a non-profit organization committed to supporting vari-

2015-16 SEASON NOTES

Wins vs. Losses

In most all of sports it's easy to pinpoint areas of improvement in losses versus a team's wins. The 2015-16 edition of the Kentucky Wildcats is no different. Here's a look at some of the key stats in wins compared with those same stats in losses.

Result	FG%	Opp. FG%	3-Pt. FG%	Opp 3-Pt. FG%	FT%	RPG	APG	TOPG	BPG	SPG	Pts in Pt.	PPG
Wins	.493	.379	.363	.289	.684	40.0	14.5	11.5	6.1	6.0	35.8	80.6
Losses	.423	.434	.343	.434	.648	37.1	13.0	10.8	4.9	4.9	29.8	72.6

ous charitable causes, will serve as host for the gala. Funds from the gala are used to support youth basketball programs in Oklahoma that allow disadvantaged youth the opportunity to participate in leagues and training.

The USBWA, comprised of nearly 1,000 sports journalists covering college basketball for newspapers, magazines and websites, will select the recipients of the awards. This will be the first time the women's college player of the year will be featured at the gala.

3 Goggles

There was a point in the season when it seemed like Kentucky's ineffectiveness behind the 3-point line could be the Wildcats downfall this season. After the recent record-setting stretch from behind the arc, those days seem like a long, long time ago.

With 10 3-pointers at Texas A&M, the Wildcats made at least 10 3-point field goals in five straight games, a new school record. And it's not as if UK has been hoisting a ton of shots to make that many treys. As a matter of fact, during the five-game stretch, UK shot 44.0 percent or better from 3.

At one point this season the Wildcats were in the bottom third nationally in both 3-point field goal percentage and 3-point field goals made per game. Since league play started, the Wildcats are second in the Southeastern Conference in 3-point field goal percentage (.392), and they're making 7.5 3-point field goals a game against SEC foes.

Freshman guard Jamal Murray topped Brandon Knight's single-season freshman record for 3-point field goals in a season and has led the way for the Wildcats from deep, averaging an SEC-best 3.7 3-point field goals in SEC play. Junior forward Derek Willis is hitting a conference-best 50.0 percent of his attempts from behind the arc.

Banged Up: Poythress Returns, Willis Day-to-Day

Following a five-game absence, senior Alex Poythress returned to the lineup on Feb. 23 vs. Alabama. Poythress was out with a right knee injury, which he suffered in pregame warmups prior to the Florida game. Poythress' return was needed as junior Derek Willis suffered a right ankle injury in the second half of the Texas A&M game and is day-to-day.

Without Willis, Poythress' return was exactly what the Cats needed as he poured in 14 points on 5-of-6 shooting in just 17 minutes. With Poythress still getting back into the groove of things, Isaac Humphries made his first career start after pulling down a career-high 12 rebounds at Texas A&M.

Kentucky will continue with the "next man up" mantra it has worn all season long. The Wildcats have played without a scholarship player because of injury or illness in 22 of 30 games this season.

Home-Court Advantage

Kentucky is currently on a 36-game win streak when playing in the friendly confines of Rupp Arena, the second-longest winning streak in the venue's history.

UK's last home loss came on Feb. 27, 2014 in an overtime loss to Arkansas. With an all-time record of 544-64 (.895) in Rupp Arena, Kentucky's current run includes the following streaks:

- Under John Calipari, UK is 118-4 (.967) in Rupp Arena, including 62-1 (.984) against non-conference opponents
- Calipari is just one win shy of tying Tubby Smith for the second most for any UK head coach in the arena

- Prior to the close victory over Louisville, UK had won 13 straight home games by at least 11 points, the longest such streak since a 27-game stretch from 1995-97
- Mississippi State shot 52.9 percent from the field. Prior to that, UK had held the last 54 home opponents and the last 81 nonconference home opponents to less than 50 percent from the field
- Kentucky has won its last 75 games in Rupp Arena when ranked in the top five of the Associated Press Top 25, dating back to the 2003-04 season
- On Saturday vs. LSU, UK will be seeking its 13th undefeated season at Rupp Arena and the fifth in seven seasons under Calipari

Fab-Ulis

John Calipari has called sophomore point guard Tyler Ulis possibly the best floor general he's ever coached. Even amid lofty company (i.e. past Calipari point guards like Derrick Rose, Tyreke Evans, John Wall and Brandon Knight), the numbers back it up.

Ulis is averaging 16.7 points, a Southeastern Conference-best 7.1 assists (eighth nationally) and a league-best 3.6 assist-to-turnover ratio (eighth nationally). He's scored 20 or more points in 11 of his last 19 games.

The Chicago native is the only player in the SEC averaging at least 16.7 points and 7.1 assists or better. He is one of just four players nationally to achieve that feat (Kahil Felder, Oakland; Juan'Ya Green, Hofstra; Denzel Valentine, Michigan State) and the lone underclassman.

He has the single-season school record for most 20-point, five-assist games with 12, and according to the SEC Network, his three 20-point, 10-assist games this season are the most of any SEC player in the last 20 seasons.

Ulis' value is probably best represented by his performances in Kentucky's biggest games. He's averaging a team-best 22.8 points and a team-high 9.0 assists in UK's five games vs. ranked opponents in either the Associated Press Top 25 or the USA Today Coaches' Poll. He shot 54.3 percent with a 5.0 assist-to-turnover ratio in those games.

Some of his other notable milestones thus far:

- He needed just 17 games to top 100 assists in a season. That's the sixth-fastest pace in program history for 100 or more assists in a single year
- He is only the third player in school history with 200 assists in a season
- Already third on the school's single-season assists list with 207 dimes, he's on pace to break John Wall's single season record of 241 assists (2009-10)
- Ulis is the only player with 23 consecutive games with four or more assists since at least 1972-73. Roger Harden (1985-86) held the record with 17 games
- He's the first UK player since 1972-73 with at least eight assists in six straight games
- He's the first player in school history to post at least 20 points, at least 10 assists and at least six steals in a single game (vs. Ole Miss). It was also the first 20-point, 10-assist game since Wall did it vs. Rider on Nov. 21, 2009
- Ulis is the first UK player with 26 points and eight assists (at Kansas) in a game since Jack Givens against Auburn on Feb. 23, 1976
- His 11-assist game vs. Florida was the first since John Wall dished out 11 vs. East Tennessee State on March 18, 2010
- He's the only Wildcat since 1972-73 with consecutive games of at least 20 points and at least eight assists (vs. Louisville and Ole Miss)
- With a then career-high 23 points at LSU, he became the first UK guard to score at least

OPPONENT CAPSULE

LSU Tigers (18-12, 11-6 SEC)

Head Coach: Johnny Jones (fourth season)
Conference: SEC
Series vs. UK: UK leads 86-26



Key Players:

Ben Simmons, Fr., F
Craig Victor, So., F
Antonio Blakeney, Fr., G

Notes:

Leads team in scoring (19.7 ppg), rebounding (11.9 rpg), assists (5.1 apg)
Second-leading active scorer at 12.3 ppg
12.3 scoring average with team-high 49 3-pointers

How the Teams Match Up

	FG%	OPP FG%	3FG%	FT%	PPG	RPG	BPG	APG	SPG
	.474	.395	.357	.675	78.5	39.2	5.8	14.1	5.7
	.469	.451	.338	.664	80.1	37.4	2.8	16.0	8.0

2015-16 SEASON NOTES

20 points in three consecutive games since Jodie Meeks on Feb. 10, 14 and 17, 2009

- He is the first UK player to have at least 20 points and at least six assists (vs. Ole Miss and at LSU) in consecutive SEC games since Ed Davender on Feb. 24 and March 2, 1988
- He was the first Wildcat with at least 15 points and at least five assists in three consecutive games (Duke, Wright State and Boston U.) since Wall in 2009-10
- His nine assists vs. UCLA was the most by a Wildcat in a nonconference road game since Saul Smith dished out 10 vs. Michigan State on Dec. 16, 2000
- He is currently averaging 7.1 assists. No player in school history has averaged that much in a single season with a minimum of 100 assists
- In only his second season at UK, Uliis has become the 16th player in school history with at least 300 assists. At 342 in his career, he needs just 22 more to tie Saul Smith for 10th all-time
- He has set a program record with six games of 10 or more assists in a single season

Murray One of Calipari's Best All-Time Scorers

Through 30 games of the season, it's clear freshman guard Jamal Murray is not only one of the best pure scorers UK has had during the John Calipari era, he's one of the best Calipari has ever coached.

Murray currently leads the Wildcats in scoring at 19.9 points per game. If the season ended today, he would have the highest scoring average at Kentucky in the Calipari era. Brandon Knight, in 2010-11, finished at 17.3 points per game.

Murray's current average is the most for any player under Calipari since Dajuan Wagner averaged 21.2 points during the 2001-02 season at Memphis. Murray is getting to his average more efficiently than Wagner did, averaging 15.0 shots per game while shooting 45.0 percent. Wagner finished the season averaging 18.0 shots per game while shooting 41.0 percent.

And that only tells just a small part of the story:

SCORING

- His 35 points vs. Florida tied Terrence Jones (Jan. 11, 2011 vs. Auburn) for the school record single-game scoring mark by a freshman. It also tied Jones for the most points in a single game in the Calipari era
- With 35 points vs. Florida, 33 points vs. Ohio State and 33 at Vanderbilt, he is the only player under Calipari with three 30-point games in a season or in a career. He's also the only freshman to ever record three 30-point games in a single season
- His 27 second-half points vs. Ohio State are the most of any Wildcat under Calipari
- His 21 first-half points at Vanderbilt are the most of any Wildcat under Calipari. His 20 points vs. Florida are also the second most of any UK player in the Calipari era in the first half
- He has scored in double figures in all but one game this season and 15 or more in 25 of the 30 contests
- He is the first Wildcat to reach double figures in 28 straight games since Knight did it 28 times in 2010-11
- Since a 21-point scoring effort at Tennessee on Feb. 2, Murray has scored 20 or more points in nine consecutive games. It is the longest such streak for any UK player since Jodie Meeks topped 20 or more points in nine straight games in 2008-09
- He was the first UK player to score at least 18 points in each of the first seven SEC games of a season since Meeks in 2008-09. He is the first freshman in school history to achieve the feat
- He reached 500 points in his 27th career game, tied for the fourth-fastest mark in program history
- He owns the program record of 20 point-game efforts by a freshman at 15 games
- He was the third player in school history to score at least 12 points in at least 18 of his first 19 games played at UK. Cotton Nash (1961-62) scored at least 12 points in 35 of his first 36 games played at Kentucky and Bill Spivey (1949-50) scored at least 12 points in 24 of his first 25 games played at UK
- He averaged 26.4 points per game in February, the highest scoring month for a Wildcat since Meeks averaged 28.0 points per game in January 2009
- Murray averaged 22.6 points per game in SEC road contests this season
- According to ESPN, Murray is the nation's leading scorer at 25.8 points per game from Feb. 1 to March 3

3-POINT SHOOTING

- Owns the UK freshman record for most 3-point field goals in a single season with 95, surpassing Knight's previous record of 87
- His 95 made 3-pointers is already fourth on the single-season 3-point field goal list
- He has made a 3-pointer in all 30 games this season, the only player in program history to hit at least one trey in his first 30 collegiate games
- Having made a 3 in 30 straight games, he passed Travis Ford (1992-93) and Rex Chapman (1986-87) for the second-longest single-season streak in school history. The UK record is 32, set by Tony Delk during the 1993-94 season
- His eight 3-pointers vs. Florida tied Eric Bledsoe (March 18, 2010 vs. East Tennessee State) for the most in the Calipari era
- He's one of only two players (Kyle Wiltjer) with two games of seven or more 3-point field goals in a game under Cal
- His .800 percentage from behind the arc vs. Florida is the best 3-point percentage in a single game in school history with a minimum of 10 attempts
- Murray is the first freshman in school history to make at least five 3-point field goals in consecutive games
- Murray is the fifth player in UK history -- and first since Meeks in 2008-09 -- with six or more made 3-point field goals in consecutive games
- He's the first player since Meeks in 2008-09 to make two or more 3-pointers in 12 straight games. Meeks had a streak of 16 consecutive games
- Murray is tied with Knight (16) for the most games with three or more made 3-pointers in a season in the Calipari era

Workhorse(s)

Tyler Uliis' value can perhaps best be represented by the number of minutes he's playing this season. Simply put, the Wildcats need him on the floor as often as he can play.

The result is Uliis is averaging 36.8 minutes per game, most in the Southeastern Conference and 25th nationally. The 36.8 minutes per game are the most at UK since Tom Parker averaged 37.9 minutes during the 1971-72 season. Only Brandon Knight (35.9 mpg) has averaged more than 35 minutes in the John Calipari era.

Six times this season Uliis has played 40 or more minutes, including all 45 minutes in the overtime games at Kansas and at Texas A&M.

Freshman Jamal Murray ranks third in the SEC at 35.0 minutes per game. Freshman Isaiah Briscoe is in ninth at 32.2 minutes per contest.

UK BY POSSESSION

Game	Offense PPP	Defense PPP
Albany	1.11	0.93
NJIT	1.21	0.79
vs. Duke	1.10	0.94
Wright State	1.11	0.90
Boston	1.15	0.87
vs. South Florida	1.25	0.94
Illinois State	0.99	0.83
at UCLA	1.10	1.24
Eastern Kentucky	1.21	0.92
Arizona State	1.01	0.82
vs. Ohio State	0.97	1.07
Louisville	1.10	1.07
Ole Miss	1.22	0.90
at LSU	0.96	1.21
at Alabama	1.22	0.97
Mississippi State	1.10	1.01
at Auburn	0.93	1.00
at Arkansas	1.21	1.00
Vanderbilt	1.19	0.89
Missouri	1.26	0.77
at Kansas	1.04	1.11
at Tennessee	1.15	1.25
Florida	1.25	0.95
Georgia	1.30	0.76
at South Carolina	1.25	0.87
Tennessee	1.19	1.04
at Texas A&M	1.13	1.16
Alabama	1.26	0.85
at Vanderbilt	0.97	1.16
at Florida	1.19	1.07
LSU		

Overall

Kentucky offensive high - 1.30 vs. Georgia
Kentucky offensive low - 0.93 at Auburn

Opponent offensive high - 1.25 at Tennessee
Opponent offensive low - 0.76 vs. Georgia

SEC Play

Kentucky offensive high - 1.30 vs. Georgia
Kentucky offensive low - 0.93 at Auburn

Opponent offensive high - 1.25 at Tennessee
Opponent offensive low - 0.76 vs. Georgia

2015-16 SEASON NOTES

CATS IN THE NBA

At the beginning of the 2015-16 season, 21 former Wildcats were on an opening-day roster, more than any other school in the country. The following listing is as of opening day.

Name	Team
Eric Bledsoe	Phoenix Suns
Devin Booker	Phoenix Suns
Willie Cauley-Stein	Sacramento Kings
DeMarcus Cousins	Sacramento Kings
Anthony Davis	New Orleans Pelicans
Archie Goodwin	Phoenix Suns
Aaron Harrison	Charlotte Hornets
Terrence Jones	Houston Rockets
Enes Kanter	Oklahoma City Thunder
Brandon Knight	Phoenix Suns
Michael Kidd-Gilchrist	Charlotte Hornets
Trey Lyles	Utah Jazz
Jodie Meeks	Detroit Pistons
Nerlens Noel	Philadelphia 76ers
Patrick Patterson	Toronto Raptors
Tayshaun Prince	Minnesota Timberwolves
Julius Randle	Los Angeles Lakers
Rajon Rondo	Sacramento Kings
Karl-Anthony Towns	Minnesota Timberwolves
John Wall	Washington Wizards
James Young	Boston Celtics

Several former Wildcats are among the NBA league leaders in the major statistical categories. Stats are through March 2. Former UK players are in **BOLD**.

Points Per Game

1. Stephen Curry (Warriors) - 30.7
- 4. DeMarcus Cousins (Kings) - 27.1**
- 8. Anthony Davis (Pelicans) - 23.9**

Rebounds Per Game

1. Andre Drummond (Pistons) - 15.0
- 5. DeMarcus Cousins (Kings) - 11.4**
- 8. Karl-Anthony Towns (Timberwolves) - 10.3**
- 9. Anthony Davis (Pelicans) - 10.2**
- T11. Julius Randle (Lakers) - 10.0**

Assists Per Game

- 1. Rajon Rondo (Kings) - 12.1**
- 3. John Wall (Wizards) - 9.9**

Blocks Per Game

1. Hassan Whiteside (Heat) - 3.90
- 3. Anthony Davis (Pelicans) - 2.19**
- 8. Karl-Anthony Towns (Timberwolves) - 1.77**
- 13. Nerlens Noel (76ers) - 1.52**

Field-Goal Percentage

1. DeAndre Jordan (Clippers) - .686
- 5. Enes Kanter (Thunder) - .563**
- 8. Nerlens Noel (76ers) - .537**
- 9. Karl-Anthony Towns (Timberwolves) - .536**

Steals Per Game

1. Russell Westbrook (Thunder) - 2.20
- 7. John Wall (Wizards) - 2.02**
- 8. Rajon Rondo (Kings) - 1.95**
- 17. Nerlens Noel (76ers) - 1.67**

Double-Doubles

1. Andre Drummond (Pistons) - 51
- T3. DeMarcus Cousins (Kings) - 36**
- T5. John Wall (Wizards) - 35**
- T5. Karl-Anthony Towns (Timberwolves) - 35**
- 9. Rajon Rondo (Kings) - 29**
- 10. Anthony Davis (Pelicans) - 28**
- T15. Julius Randle (Lakers) - 25**

Wall vs. Ulis

John Wall, the former No. 1 overall pick and first point guard during the John Calipari era, put up remarkable numbers in his one season at UK. Current UK floor general, Tyler Ulis, is keeping pace with Wall statistically through 30 games of the season.

Ulis has 26 games with five or more assists while Wall had 21 through the same point in the season. Ulis protects the ball better than Wall did with just 57 turnovers compared with 117 for Wall. Each player missed one game during the team's 30 contests, although Ulis missed an additional half against South Florida. Also, they are the only two players in the Calipari era to both have a double-double by way of points and rebounds and points and assists in the same season.

Player	PPG (Total)	RPG (T)	APG (T)	TO (T)	A/TO	SPG(T)
Wall	17.0 (493)	4.1 (118)	6.2 (179)	4.0 (117)	1.5	1.9 (54)
Ulis	16.7 (483)	3.2 (94)	7.1 (207)	2.0 (57)	3.6	1.5 (43)

No Surrender Here

Surrendering a 21-point lead at Tennessee wasn't just unusual for Kentucky in the John Calipari era, it was downright rare.

UK is 184-3 in the Calipari era when leading by at least 10 points at any time in the contest. Two of those three losses (a 21-point lead at Tennessee and a 12-point lead at Auburn) have come during the 2015-16 campaign. The only other loss in the Cal era came during the 2012-13 season when UK gave up an 11-point first-half lead and lost 59-55 at Alabama. All three losses have come to Southeastern Conference foes on the road.

Perhaps most impressive of all is that 72.5 percent of games Calipari has coached in at Kentucky have produced 10-point leads at some point during the game for UK. The Wildcats have led by 10 points or more in a whopping 86.8 percent of Calipari's 212 career wins at Kentucky.

Foul Trouble

A common denominator in Kentucky's losses at Kansas and at Tennessee: foul trouble.

UK committed 33 fouls at Kansas, the most ever in the John Calipari era, and followed that with 26 fouls at Tennessee, which is tied for the ninth most in the Calipari era (the eighth most, 27 fouls, just recently happened at Florida). In both the Kansas and Tennessee games, the two teams made 30 free throws apiece, the highest marks of the season. Furthermore, four players fouled out at Kansas, the first time that's happened since Dec. 4, 2010 at North Carolina, and another two were disqualified from the Tennessee game with five fouls apiece.

The glaring foul problems have shed light on a problem UK has had for much of the season of letting the other team be the aggressor. Kentucky (628) has committed more fouls than its opponents (602) and committed 52 more of them in Southeastern Conference play.

The result: UK's opponents have shot more free throws (725) than Kentucky (690) and 85 more free throws in conference play. The last time the Wildcats ended a season with fewer free-throw attempts than its opponents was 2007-08.

UK is averaging 20.9 fouls per game, which is on pace for the highest average since the 1994-95 team committed 22.2 fouls per game.

- UK has attempted fewer free throws than its opponent in 13 of the last 14 games. Prior to a 28-18 advantage against Alabama, the last time the Wildcats shot more than the opponent was Jan. 12 vs. Mississippi State
- Kentucky's opponents are scoring 25.0 percent of their points against UK at the foul line. That's the 15th most in the country. The Wildcats are scoring 19.8 percent of their points at the charity stripe, which is 209th nationally
- In SEC play, Kentucky's opponents are scoring 27.3 percent of their points against the Wildcats at the foul line, the highest rate in the league. On the flipside, UK is scoring just 18.7 percent of its points at the line, the second-lowest mark in the conference

Whatcha Talkin Bout, Willis?

Kentucky has received a spark from junior Derek Willis thanks in large part to a postgame speech at Auburn. That's when John Calipari asked the team, "Do we need to make some changes?" One of those changes was Willis, who had just posted a career outing during the loss to the Tigers. Willis registered his first career double-double with 12 points and a team-high 12 rebounds.

Following that game, Willis was inserted into the starting lineup. Over the next 11 games, which included the Auburn performance, Willis averaged 11.2 points and a team-high 6.6 rebounds per game, including a career-high 25-point outing with a career-high seven 3-pointers vs. Tennessee. He led the Cats in rebounding in six of those 11 games.

Willis helped stretch the floor for guards Tyler Ulis, Isaiah Briscoe and Jamal Murray to convert drives off of pick-and-rolls. All the while, Willis was reliable from the perimeter with 28 made 3-pointers during the stretch. Another way of looking at Willis' recent production: He's scored 123 points in his last 11 games played; he had scored 122 in his first 48 games played at Kentucky.

Willis suffered a right ankle injury in the second half of the Texas A&M game and is day-to-day.

Briscoe is Ulis' Bledsoe

In keeping with comparisons, through 30 games it has become statistically eerie at the similarities Isaiah Briscoe is for Tyler Ulis, as Eric Bledsoe was for John Wall in 2009-10.

Bledsoe was a heralded point guard, just as Briscoe entered the 2015-16 season as the No. 1 point guard in most recruiting services. Both players began their careers with a magnificent opening game. Bledsoe had 24 points, seven rebounds and four assists in his debut. Briscoe posted 11 points, 12 rebounds and a pair of assists.

Through 30 games in the season, Briscoe had notched double-figure scoring in 16 games while Bledsoe had recorded 13 double-digit games. Bledsoe had garnered 17 games with three or more assists, while Briscoe has also notched 17 such contests. Briscoe has been more aggressive on the boards, averaging 5.2 per game, while Bledsoe held the better shooting numbers at this point at 42.9 percent. It is important to note that Briscoe has only played in 28 of UK's 30 games, while Bledsoe appeared in 29 of the 30.

Player	PPG (Total)	RPG (T)	APG (T)	TO (T)	A/TO	SPG(T)
Bledsoe	10.3 (299)	3.0 (87)	3.1 (89)	3.3 (97)	0.9	1.4 (40)
Briscoe	9.7 (272)	5.2 (145)	3.1 (88)	1.8 (51)	1.7	1.0 (28)

Poythress Returns to Form

Senior Alex Poythress has quickly returned to the elite athlete that John Calipari expects him to be after returning from a torn ACL in December of 2014.

Poythress posted double-doubles in back-to-back games vs. Wright State and Boston University (the third and fourth of his career), the first Kentucky senior to post consecutive double-doubles since Josh Harrellson in 2010-11.

He then broke out for a 21-point, 13-rebound effort in leading UK past Eastern Kentucky. The 21 points were the most since his career-high of 22 set during his freshman season, and the 13 rebounds marked a new career-best mark. It was the first 20-point, 10-rebound game of his career, and the 21 points were the most for a UK senior since his former teammate Julius Mays scored 24 points against Missouri in the 2012-13 season.

2015-16 SEASON NOTES

The senior forward just became the 52nd player in program history with 500 career boards after the victory over Ole Miss. He's the third player in the Calipari era (Terrence Jones and Willie Cauley-Stein) to achieve the feat.

He enjoyed the best offensive performance of his career with a 25-point outing in a bounce-back win for the Wildcats at Alabama on Jan. 9. Poythress was 8 of 10 (.800) from the field and 9 of 11 (.818) from the charity stripe.

With 25 points against the Tide, Poythress reached 800 career points. He became just the 15th player in school history with 800 points, 500 rebounds and 70 blocks in a career.

UK Signee Fox Named Naismith Award Finalist

Kentucky men's basketball signee De'Aaron Fox, one of the premier high school scorers in the country, has been named one of five finalists for the Naismith Awards Boy's High School Player of the Year. The winner of the Naismith Awards Boy's High School Player of the Year will be announced March 10. The All-American Teams will be revealed March 8.

Fox is enjoying one of the best high school basketball seasons in the country during his senior season at Cypress Lakes High School in Katy, Texas. He's scored 30 or more points in 17 games this season, 40 or more six times and even hit the 50-point mark earlier this month.

Signees Adebayo, Monk Finalists for Morgan Wootten Player of the Year

Kentucky men's basketball signees Bam Adebayo and Malik Monk, two of the premier high school players in the country, have been named finalists for the 2016 McDonald's All American Games Morgan Wootten Player of the Year. The winner of the will be announced later in March.

Adebayo is averaging 22.0 points, 15.0 rebounds and 4.0 assists per game for High Point Christian Academy. Monk is logging 30.0 points, 8.0 rebounds and 4.5 assists per game for Bentonville High School. Both players will participate in the McDonald's All-America Game in April.

Ulis Named Finalist for Bob Cousy Award

Sophomore point guard Tyler Ulis has been named one of 10 finalists for the 2016 Bob Cousy Point Guard of the Year Award by the Naismith Memorial Basketball Hall of Fame. Named after Hall of Fame guard Bob Cousy, the annual honor recognizes the top point guard in Division I men's basketball.

A national committee comprised of top college basketball personnel determined the initial watch list of 20 candidates in October. The final five finalists will be presented to Cousy and the Hall of Fame's selection committee in March, and the winner will be presented at the ESPN College Basketball Awards Show in Los Angeles on April 8.

Ulis is looking to become the first Kentucky guard to win the award.

Calipari Reaches 200 UK Wins in Record Time

With a thrilling 75-73 victory over rival Louisville, John Calipari captured his 200th career win at Kentucky faster than any coach in UK history -- and nearly faster than anyone has ever done it at any other school.

Calipari reached the 200-win plateau in his 240th career game at Kentucky. Rick Pitino, previously the fastest to 200 wins at UK prior to Calipari, didn't capture his 200th Wildcat win until his 249th game. The legendary Adolph Rupp reached 200 during his 250th game.

Not only did Calipari reach the 200-win mark in record pace at Kentucky, he also nearly set the all-time Division I mark. With the win over U of L, he became the second-fastest Division I men's basketball coach to reach 200 victories at a single school, behind only LIU-Brooklyn's Clair Bee, who achieved the feat in 231 games.

Calipari is one of just 11 head coaches in Division I men's basketball history with at least 200 victories at two different schools and just the fifth coach at Kentucky to reach the 200-win plateau.

He's currently the only coach in NCAA history with at least 189 victories at three different schools.

Bounce Back

The Wildcats don't lose very often during the John Calipari era, but when they do, they almost always bounce back.

UK is 34-7 under Calipari following a loss. Kentucky's back-to-back losses at Kansas and at Tennessee were its first consecutive losses since losing a pair to Arkansas and South Carolina on Feb. 27, 2014 and March 1, 2014, respectively.

The Wildcats have only lost back-to-back games seven times during the Calipari era and they've never lost three in a row with Calipari on the sidelines. The last time UK lost three games in a row was in February 2009 when the Wildcats dropped four straight games to end the regular season.

Kentucky Elite under Cal

Since John Calipari took over the program in 2009-10, no one in the country has had more wins than Kentucky, and only Duke and Kansas have a better winning percentage. UK is 212-46 (.822) during that time span.

1. Kansas: 209-42 (.8326)
2. Duke: 207-44 (.8247)
3. Kentucky: 212-46 (.8217)
4. Gonzaga: 197-44 (.8174)
5. Wichita State: 198-46 (.8115)

**numbers through March 1*

S-E-C I S-E-C I S-E-C I

Kentucky opened Southeastern Conference play vs. Ole Miss with the unquestionable reputation as the league's gold standard. Since the SEC's inception in 1932-33, the Wildcats have been the most dominant team in the league, recording a 955-268 mark (.781) in conference play. Only two other teams have won more than 700 regular-season SEC games (Alabama, Tennessee) and no other team has a better winning percentage.

- UK has averaged 11.5 wins and only 3.2 losses per season in 82 seasons in the SEC
- Kentucky has won 46 SEC titles and 28 SEC Tournament championships
- The Wildcats have won 13 of the last 23 SEC Tournament titles

Next Man Up

When starting freshman guard Isaiah Briscoe turned his ankle in warmups prior to the Louisville game, all it meant was an opportunity for another player. That man vs. the Cardinals was junior guard Dominique Hawkins.

The Kentucky native cemented his legacy in the rivalry's storied history with the best game of his career. Hawkins posted career highs in points (13), 3-pointers made (three) and minutes (26) to lead the Wildcats over the Cardinals.

STREAKS

Overall	Won 1
Unranked AP teams anywhere	Won 1
Ranked AP teams anywhere	Lost 1
Home	Won 36
Home SEC	Won 18
Home nonconference	Won 32
Home AP unranked nonconference	Won 29
Home AP ranked teams	Won 4
Home AP unranked teams	Won 32
Road	Won 1
Road SEC	Won 1
Road AP ranked teams	Lost 1
Road AP unranked teams	Won 1
Neutral	Lost 1
Neutral AP ranked teams	Won 1
Neutral AP unranked teams	Lost 1

Active Consecutive Made Starts

Jamal Murray	30
Tyler Ulis	23
Isaiah Briscoe	18
Alex Poythress	2
Skal Labissiere	1

Active Consecutive Made Free Throws

Dominique Hawkins	6
Derek Willis	4
Isaiah Briscoe	3
Tyler Ulis	3
Jonny David	2
Isaac Humphries	2
Mychal Mulder	2
Alex Poythress	2
Marcus Lee	1
Jamal Murray	1

Active Consecutive Games with a 3-Pointer

Jamal Murray	30
Derek Willis	12
Dominique Hawkins	1
Tyler Ulis	1

2015-16 SEASON NOTES

But Hawkins is far from the only Wildcat who has embraced the “next man up” mentality and stepped up for the Wildcats this season. Isaac Humphries filled in admirably with four points and a career-high six rebounds in the win over Florida when Alex Poythress was ruled out of the game with a right knee injury just minutes before tip. He did the same at Texas A&M when Derek Willis went down with a right ankle injury.

In 22 of UK’s 30 games, a scholarship player has either not played or left the game with an injury or illness. Kentucky has played with its full roster in just three games (Ole Miss, at Kansas and at Tennessee) since Jan. 1. It hasn’t slowed the Wildcats down too much -- as evidenced by Kentucky’s 22-8 record and 12-5 mark in the league -- but it also speaks to UK’s depth and, perhaps, strengthens the notion that we are yet to see the best from this team.

Taking Care of Business

Kentucky’s 43-16 record vs. opponents ranked in the Associated Press Top 25 is impressive, but the Wildcats’ ability to beat all-comers can’t be overlooked. Under John Calipari, UK is 169-30 vs. unranked competition, a .849 winning percentage.

The Wildcats’ loss to UCLA was its first loss to an unranked opponent since March 1, 2014.

Always Efficient

According to Ken Pomeroy’s calculations on kenpom.com, UK’s teams under John Calipari have consistently ranked among the most efficient teams in the country per possession.

Year	Off (Rank)	Def (Rank)	Overall
2016	119.2 (6)	97.0 (49)	9th
2015	119.3 (5)	86.5 (2)	1st
2014	117.6 (10)	96.9 (41)	11th
2013	108.8 (42)	99.1 (129)	42nd
2012	122.9 (2)	88.2 (9)	1st
2011	118.1 (7)	90.4 (15)	6th
2010	116.1 (15)	86.2 (6)	3rd

*2015-16 rankings through March 1

Poythress Named Candidate for Senior CLASS Award

Senior Alex Poythress was named one of 30 candidates for the prestigious Senior CLASS Award. An acronym for Celebrating Loyalty and Achievement for Staying in School, the Senior CLASS award focuses on the total student-athlete and encourages students to use their platform in athletics to make positive impact as leaders in their communities.

Poythress was the first Wildcat to earn recognition for the award since Darius Miller in 2012. He was also the only player from the Southeastern Conference among the 30 candidates.

Since his arrival on campus, Poythress has been a steady presence within the community. He’s contributed to various activities such as the God’s Pantry Food Drive and Samaritan’s Feet. He is often a volunteer for stops at local children’s hospitals as well as appearances at local elementary schools. Poythress has played kickball with elementary students, read to them at various times and has even made guest appearances at camps in his hometown.

Along with his teammates, he has been involved in a Hurricane Sandy telethon, a clothing drive for the needy, various meet-and-greets during the holidays, as well as a presence at the annual pizza delivery during Big Blue Madness campouts. Furthermore, Poythress is a mainstay within the UK Basketball camps throughout the summer serving as a camp counselor for kids of all ages as well as for the John Calipari Fantasy Camp.

Poythress graduated in just three years with a degree in business marketing. He earned a 3.517 undergraduate grade point average and is now pursuing a master’s of science in kinesiology and health promotion with an emphasis on sport leadership. He finished his first semester of grad school with a 4.0 GPA.

Still Big, Still Dominant on the Glass

Though Kentucky isn’t quite as big and as long as it was last season, the Wildcats are still one of the tallest teams in the country and one of the best on the boards. The Wildcats rank first in the Southeastern Conference in rebounds allowed per game (33.6) and second in rebound margin (plus-5.6) and offensive rebound percentage (.374).

Against NJIT, Kentucky grabbed 31 more rebounds than the Highlanders, the best mark of the John Calipari era. The 54 total rebounds ranked as the fourth most of the Coach Cal era, and the 22 offensive rebounds tied for the fourth most in Calipari’s seven seasons.

The battle of the boards has proven to be an important factor for the Wildcats, as they are 16-2 when they rebound their opponent.

Consistently Good

When you’re everyone’s Super Bowl, it’s hard to stay at the top, but the Wildcats are doing exactly that under John Calipari. Before falling out of the top five on Dec. 21, UK had been ranked in the top five of the Associated Press Top 25 for 24 consecutive weeks, the longest such streak since going 30 straight weeks in the top five from 1953-55.

Three is Better Than Two

UK has the nation’s second-longest active streak of consecutive games with a made 3-pointer, knocking down at least one from long range in 969 consecutive games. The Cats’ last game without a made 3-pointer came against Seton Hall on Nov. 26, 1988 a “three-point” loss in the Great Alaska Shootout.

Through games on March 1, UNLV holds the nation’s longest streak with 971 consecutive games with a made 3-pointer.

Lee Makes SEC Community Service Team, Good Works Nominee

Junior Marcus Lee was tabbed to the Allstate Good Works Team by the National Association of Basketball Coaches and just recently the Southeastern Conference Community Service Team. It’s the second straight season he’s made the SEC Community Service Team.

- Lee has contributed more than 100 hours of community service while at UK
- He is a 2015 SEC Community Service Team member
- UK’s SAAC treasurer
- Worked with various organizations such as God’s Pantry, Salvation Army and Samaritan’s Feet
- Lee was recently chosen as the male student-athlete to represent the Southeastern Conference at the 2016 NCAA Leadership Forum April 7-10 in Phoenix. Only two athletes from one of the 14 schools comprising the league can be selected. Lee will be joined by women’s soccer player Michele Christy from Tennessee

From Wildcats to NBA All-Stars

Further proving the notion that the Kentucky men’s basketball program helps prepare its players for the NBA better than any other school, three former Wildcats – DeMarcus Cousins, Anthony Davis, and John Wall – were selected for the 2016 NBA All-Star Game as reserves. No college had more than two representatives in the NBA All-Star Game.

Davis led the West All-Stars to a 196-173 win with 24 points on 12-of-13 shooting and six rebounds. Wall added 22 points on 10-of-14 shooting with three assists, while Cousins posted 11 points on a perfect 5-of-5 night from the floor.

It was the third All-Star appearances for Davis and Wall, while Cousins will make his second straight appearance.

Rookie Karl-Anthony Towns won the Skills Challenge in thrilling fashion, defeating fellow Wildcats Davis and Cousins. Towns became the first frontcourt player to win the challenge. Meanwhile Devin Booker finished in third place in the Three-Point Contest behind arguably the NBA’s two best 3-point shooters in Steph Curry and Klay Thompson.

Booker was one of the stars of the Rising Stars Challenge, which pits 10 of the best first- and second-year NBA players from the United States against 10 first- and second-year NBA players from around the world. Booker scored 23 points behind five 3-pointers. Towns posted 18 points, seven rebounds and four assists, and Trey Lyles added two points and two rebounds. Nerlens Noel was chosen for the game but could not play due to injury.

Wynyard Joins Wildcats

With the 2015 fall semester complete, 2016 fall signee Tai Wynyard has enrolled at Kentucky a semester early and joined the Wildcats. He was eligible for UK’s game against Ohio State.

Wynyard, a 6-foot-10, 255-pound forward, graduated from his hometown school in Auckland, New Zealand. He was the youngest player to make the New Zealand National Team when he made the club at 16 years old.

The burly forward was named the most valuable player of the FIBA 3-on-3 World Championships after leading New Zealand to the gold medal. He was also a part of the World Select Team that edged the USA Junior National Select Team at the 2015 Nike Hoop Summit.

It has not been decided if Wynyard will redshirt for th spring semester or if he will suit up for the Wildcats this season.

COMPARING THE CALIPARI ERA

A look at UK’s statistics through 30 games throughout the John Calipari era ...

Year	FG%	Opp. FG%	3-Pt. FG%	FT%	RPG	Assists	TOs.	Blocks	Steals	Points	PPG	Record
2015-16	.474	.395	.357	.675	39.2	423	340	174	171	2,355	78.5	22-8
2014-15	.468	.349	.341	.711	38.5	451	323	207	202	2,247	74.9	30-0
2013-14	.452	.396	.314	.687	41.7	345	370	190	142	2,301	76.7	22-8
2012-13	.481	.388	.354	.645	38.4	418	399	207	175	2,230	74.3	20-10
2011-12	.488	.365	.376	.724	39.2	389	340	263	188	2,256	77.8	28-1
2010-11	.463	.392	.399	.717	38.3	369	318	189	163	2,241	77.3	21-8
2009-10	.478	.382	.346	.682	41.9	447	442	221	217	2,398	79.9	28-2

2015-16 SEASON NOTES

National Attention

Kentucky basketball always garners the eyes of the country as UK routinely draws some of the highest national rating numbers on TV for college basketball games. Of course, this season is no different.

UK's game against Duke in the Champions Classic was WatchESPN's most-watched college basketball game ever. Additionally, the game averaged 3,120,000 viewers, the second-most watched Champions Classic game during the event's history. The Wildcats' game vs. Kansas on Jan. 30 was the largest in the history of the Big/SEC 12 Challenge. The game drew 2,984,000 total viewers.

Five Double-Doubles

Five different Wildcats have tallied a double-double this season. It's the first time five different players have logged a double-double in the same season since 2000-01, when Keith Bogans, Marquis Estill, Gerald Fitch, Jason Parker and Tayshaun Prince turned the trick.

Guards Isaiah Briscoe and Tyler Ulis have both earned double-doubles via points and rebounds. Ulis has also notched double-doubles with points and assists. He's the first player since John Wall to have two variations of a double-double in the same season.

Marcus Lee and Derek Willis have both logged their first career double-doubles this season, while Alex Poythress has notched four during his senior season after entering the year with two career double-doubles.

From the Hunted to the Hunter

As the winningest program in Division I college basketball and eight-time national champion, Kentucky is used to having a target on its back. However, the Wildcats are pretty good at playing the role of the hunted as well.

UK's victory over Duke marked the 11th NCAA defending national champion the Wildcats have defeated in school history.

- Holy Cross (3/20/1948)
- La Salle (12/22/1954)
- Indiana (12/6/1976)
- Indiana (12/8/1981)
- Louisville (12/27/1986)
- Indiana (12/5/1987)
- Arkansas (3/12/1995)
- Florida (3/9/2008)
- North Carolina (12/5/2009)
- Louisville (12/28/2013, 3/28/2014)
- Duke (11/17/2015)

Forever Young

Kentucky began the 2015-16 season with two veterans in the starting lineup in junior Marcus Lee and sophomore Tyler Ulis. However, Kentucky once again checks in as one of the youngest teams in terms of experience, according to kenpom.com. UK ranks No. 340 out of 351 in terms of experience per minute and the third youngest among Power Five schools.

Best in the Bluegrass

Kentucky has been dominant against teams in the state under John Calipari. UK is 14-1 against in-state foes with Calipari at the helm, including 8-1 vs. Louisville. Two of the victories over the Cardinals came in postseason play. UK has won four straight in the series and all four meetings in Rupp Arena.

Here's a list of the meetings between the state's two premier programs since Coach Cal took over at Kentucky:

- Jan. 2, 2010 - UK won 71-62 at Rupp Arena
- Dec. 31, 2010 - UK won 78-63 at KFC YUM! Center
- Dec. 31, 2011 - UK won 69-62 at Rupp Arena
- March 31, 2012 - UK won 69-61 at the Superdome (NCAA Final Four in New Orleans)
- Dec. 29, 2012 - Louisville won 80-77 at KFC YUM! Center
- Dec. 28, 2013 - UK won 73-66 at Rupp Arena
- March 28, 2014 - UK won 74-69 at Lucas Oil Stadium (NCAA Sweet 16 in Indianapolis)
- Dec. 27, 2014 - UK won 58-50 at KFC YUM! Center
- Dec. 26, 2015 - UK won 75-73 at Rupp Arena

Wildcats Faced Tough Nonconference Slate

Conference play, of course, signals the end of nonconference play. UK's 14-game non-conference schedule featured 10 games against teams who advanced to the postseason in 2014-15. That list included national champion Duke in the third game of the season at the Champions Classic in the United Center in Chicago, which UK won.

In addition to Duke and Kansas, the Wildcats took on powerhouses such as UCLA, Ohio State and the annual rivalry game with Louisville. Following UK's game with Kansas, at which point most teams have completed their nonconference schedule, the Wildcats' nonconference schedule ranked 25th in the country.

Kentucky Picked to Win SEC

A select panel of both SEC and national media members picked Kentucky to win its 47th SEC regular-season championship in 2015-16. It's the 11th time since the 1998-99 season the Wildcats are the overall preseason favorite.

UK has won the regular-season league title three times in John Calipari's six seasons and twice navigated through the regular-season conference schedule with a perfect record. Last season's 18-0 mark tied the most wins in SEC history.

Kentucky Signs Super Six in 2016 Class

The Kentucky men's basketball program has put together one of the strongest recruiting classes of all time, signing six of the nation's top players during the early fall signing period. Highly rated prospects Edrice "Bam" Adebayo, De'Aaron Fox, Wenyen Gabriel, Sacha Killeya-Jones, Malik Monk and Tai Wynyard have all signed with UK.

All six players are consensus four- or five-star prospects, and four are ranked in the top 10 by the major national recruiting services. In a class stocked full of highly regarded players, national analysts are already calling this the nation's top signing haul for 2016.

In every season in the Calipari era, the Wildcats have signed either the nation's No. 1 or No. 2 recruiting class. UK looks to continue that streak with the latest additions of Adebayo, Fox, Gabriel, Killeya-Jones, Monk and Wynyard.

Adebayo, Fox and Monk have all been selected to the McDonald's All-America and Jordan Brand Classic Games. Killeya-Jones will join the trio at the McDonald's All-America game.

- Edrice "Bam" Adebayo, F, 6-9, 230 - ranked as high as No. 6 overall by Rivals and ESPN
- De'Aaron Fox, G, 6-3, 170 - ranked as high as No. 2 overall by 247Sports
- Wenyen Gabriel, F, 6-9, 200 - ranked as high as No. 10 overall by Scout
- Sacha Killeya-Jones, F, 6-10, 207 - ranked as high as No. 16 by 247Sports
- Malik Monk, G, 6-3, 185 - ranked as high as No. 5 overall by 247Sports and ESPN
- Tai Wynyard, F, 6-9, 230

Future Wildcats Selected for McDonald's All-American Game, Jordan Classic

Kentucky's top-ranked recruiting class will be well represented during the 2016 McDonald's All-American Game in March with the selections of Edrice "Bam" Adebayo, De'Aaron Fox, Sacha Killeya-Jones and Malik Monk.

Adebayo, Fox and Killeya-Jones will suit up for the East team while Fox will play for the West. Kentucky's two other signees in the 2016 class, Wenyen Gabriel (fifth-year senior) and Tai Wynard (already enrolled at Kentucky), were not eligible for the game, which will take place March 30 at 9 p.m. ET at the United Center in Chicago. It will be televised on ESPN.

With the selections of Adebayo, Fox, Killeya-Jones and Monk, UK has signed 25 players during the John Calipari era who have been named to the prestigious high school event, more than any other school in the country during that time period. Four players or more from each signing class have been tabbed McDonald's All-Americans during the Calipari era, including five in the 2013 class.

Kentucky has signed 57 McDonald's All-Americans since the team began in 1977, including current Wildcats Isaiah Briscoe (2015), Marcus Lee (2013), Alex Poythress (2012) and Tyler Ulis (2014).

Also, Adebayo, Fox and Monk were selected for the Jordan Brand Classic, which will be held April 15 at the Barclays Center in Brooklyn, N.Y. A total of 29 UK signees have been chosen for the Jordan Brand Classic during the Calipari era.

Another Historic NBA Draft for UK

A record six Wildcats were selected in the 2015 NBA Draft in June, tying Kentucky's NBA record set in 2012. Also tying an NBA record, four Wildcats were selected in the NBA lottery (the opening 14 picks). Karl-Anthony Towns was selected No. 1 overall, the program's third No. 1 overall selection since 2010.

RECORD CHASERS SINGLE-SEASON CHARTS

Single-Season 3-Pointers Made

Player	Total 3s	Avg. Per Game	Total Games
Jodie Meeks (2008-09)	117	3.25	36
Travis Ford (1992-93)	101	2.97	34
Derrick Miller (1989-90)	99	3.54	28
Jamal Murray (2015-16)	95	3.17	30
Tony Delk (1993-94)	95	2.79	34
Tony Delk (1995-96)	93	2.58	36
Brandon Knight (2010-11)	87	2.29	38
Patrick Sparks (2004-15)	82	2.41	34

Single-Season Assists

Player	Total Assts.	Avg. Per Game	Total Games
John Wall (2009-10)	241	6.51	37
Roger Harden (1985-86)	232	6.44	36
Tyler Ulis (2015-16)	207	7.14	29
Travis Ford (1993-94)	193	5.85	33
Anthony Epps (1996-97)	193	4.83	40
Marquis Teague (2011-12)	191	4.78	40
Dirk Minniefield (1981-82)	188	6.27	30
Dirk Minniefield (1982-83)	181	5.84	31

2015-16 SEASON NOTES

John Calipari has had 25 players selected in the NBA Draft since becoming UK's head coach. Nineteen players have gone in the first round, and he's had three players taken No. 1 overall.

Calipari has had two or more players selected in the NBA Draft in eight consecutive seasons dating back to his time as the head coach at Memphis. He has had at least one player selected in the top 10 of the draft in each of the last eight seasons. No other school has even a first rounder in eight straight seasons.

Though Aaron Harrison went undrafted, he was signed by the Charlotte Hornets in the summer and made the Hornets' opening-day roster.

- 1st - Karl-Anthony Towns (Minnesota Timberwolves)
- 6th - Willie Cauley-Stein (Sacramento Kings)
- 12th - Trey Lyles (Utah Jazz)
- 13th - Devin Booker (Phoenix Suns)
- 44th - Andrew Harrison (Memphis Grizzlies)
- 48th - Dakari Johnson (Oklahoma City Thunder)

Three Former Wildcats Among Finalists for 2016 U.S. Olympic Team

Former Kentucky men's basketball stars DeMarcus Cousins, Anthony Davis and John Wall have been named finalists for the 2016 U.S. Olympic Men's Basketball Team by USA Basketball. The trio, all of whom played under current UK head coach John Calipari, are among 30 players vying for a spot on the final 12-man roster that will compete in Rio de Janeiro, Brazil in August.

The official 12-member team will be announced later this year. Also, the USA National Team's complete training schedule will be announced at a later date as well.

All three former Wildcats have prior USA Basketball experience.

Kentucky's NBA Footprint Continues to Grow

The nation's most prolific NBA player-producing program once again leads the country with 21 players on an opening-day NBA roster. Of the 446 players in the NBA to start the 2015-16 season, approximately 4.7 percent played college basketball at Kentucky. The Wildcats bettered any other college program by two players as the NBA season opened.

Kentucky's NBA dominance was best represented in Phoenix and Sacramento, where a combined seven Wildcats started the 2015-16 season on the respective rosters. Eric Bledsoe, Devin Booker, Archie Goodwin and Brandon Knight were all part of the Phoenix Suns' opening-day roster, while former UK stars Willie Cauley-Stein, DeMarcus Cousins and Rajon Rondo started the year in Sacramento.

Two other franchises – the Charlotte Hornets (Aaron Harrison, Michael Kidd-Gilchrist) and the Minnesota Timberwolves (Tayshaun Prince, Karl-Anthony Towns) – opened the season with two Wildcats apiece.

Success Rate Continues at 2015 Graduation

Four Wildcats -- Alex Poythress, Tod Lanter, Brian Long and Sam Malone -- all received their undergraduate degrees during the university's May 2015 commencement ceremonies, continuing the remarkable Success Rate under Calipari.

All 14 players who have been eligible to graduate by the end of their senior years in the Calipari era have received their degrees, including three players (Poythress, Patrick Patterson and Jarrod Polson) who completed their undergraduate degrees in three years.

Additionally, the team received an academic award in May for its Academic Progress Rate score. The Wildcats placed in the top 10 percent of Division I men's basketball schools. The APR provides a real-time look at a team's academic success by the progress of each student-athlete on scholarship.

Conley Named 2016 SEC Legend

Larry Conley will be honored at the Southeastern Conference Tournament in Nashville as a member of the 2016 Legends.

Conley was a key member of the 1965-66 "Rupp's Runts," one of the most beloved teams in Kentucky basketball history, Larry Conley helped lead the Wildcats to a 1966 national runner-up finish, a 27-2 record and an SEC championship. On a starting five that featured no player taller than 6-foot-5, Conley dished out a team-best 100 assists while averaging 11.5 points per game. Conley was named to the All-SEC First Team by the league's coaches in 1966 for his efforts and the All-SEC Third Team by the Associated Press.

Conley was also an All-SEC Third Team selection in 1964 and 1965, a two-time Academic All-SEC selection, and an Academic All-American during the 1963-64 season. A member of the University of Kentucky Athletics Hall of Fame, Conley went on to play a season in the American Basketball Association for the Kentucky Colonels before diving into a longtime and ongoing broadcasting career. He's called games for ESPN, NBC, CBS, ABC, Fox Sports and Raycom Sports.

Calipari, Dampier Enshrined in Naismith HOF

Kentucky Wildcats John Calipari and Louie Dampier were enshrined in the Naismith Memorial Basketball Hall of Fame in September. The fraternity of basketball legends is considered to be one of the ultimate honors in the sport.

Calipari and Dampier were two of 11 basketball legends in the Class of 2015 and the ninth and 10th UK representatives, respectively, to join basketball's fraternity of legends.

A Winning Institution

Both the UK men's and women's basketball teams have posted a seventh straight 20-win season in 2015-16. Kentucky is currently one of just three institutions (UK, BYU and Duke) in the NCAA that have seen both their men's and women's basketball programs tally 20 or more wins in seven consecutive seasons. UK's men's team has 22 total wins, while the women have won 21 (through March 1).

2015-16 LINEUP COMPARISON

A breakdown of Kentucky's most used lineups, including a breakdown of each lineup's +/- statistics:

Most Frequent Lineups	Total Minutes	Points For	Points Against	+/-	+/- per 40 min.
Lee, Ulis, Murray, Poythress, Briscoe	137:06	278	194	+84	+24.51
Lee, Ulis, Murray, Willis, Briscoe	99:53	231	170	+61	+24.43
Lee, Labissiere, Ulis, Murray, Briscoe	90:50	186	142	+44	+19.38
Labissiere, Ulis, Murray, Poythress, Briscoe	85:07	175	145	+30	+14.10
Ulis, Murray, Poythress, Willis, Briscoe	76:41	162	139	+23	+12.00
Labissiere, Ulis, Murray, Willis, Briscoe	51:49	92	87	+5	+3.86
Lee, Ulis, Murray, Humphries, Briscoe	44:28	87	77	+10	+8.80
Lee, Ulis, Matthews, Murray, Poythress	27:15	50	31	+19	+27.89

UK'S RECORD WHEN

KENTUCKY RECORD	ALL	SEC
Leading at halftime:	21-5	12-4
Tied at the half:	1-0	0-0
Trailing at halftime:	0-3	0-1
Shoot 50% or higher:	13-2	8-1
Shoot less than 50%:	9-6	4-4
Shoot higher % than opp.:	21-3	11-2
Shoot lower % than opp.:	1-5	1-3
Opp. shoot worse than 50%:	21-7	11-5
Opp. shoot 50% or higher:	1-1	1-0
Score less than 60 points:	0-0	0-0
Score 60-69 points:	0-3	0-2
Score 70-79 points:	9-4	3-3
Score 80-89 points:	13-1	9-0
Score 90-99 points:	0-0	0-0
Score 100+ points:	0-0	0-0
Opp. score less than 60 pts.:	6-0	4-0
Opp. score 60-69 pts.:	12-0	5-0
Opp. score 70-79 pts.:	4-4	3-3
Opp. score 80-89 points:	0-3	0-2
Opp. score 90-99 points:	0-1	0-0
Opp. score 100+ points:	0-0	0-0
Outrebounded opponent:	16-2	9-1
Outrebounded by opponent:	3-6	2-4
Equal number of rebounds:	3-0	1-0
Fewer turnovers than opp.:	13-3	8-2
Same turnovers as opp.:	4-1	1-1
More turnovers than opp.:	5-4	3-2
Make 8 or more 3-pointers:	7-3	6-1
Make 7 or fewer 3-pointers:	15-5	6-4
Games decided by 5 or fewer:	1-2	0-2
Overtime games:	0-2	0-1
On CBS:	2-2	1-1
On ESPN/ESPN2/ESPNU:	13-6	8-4
On Fox Sports1:	0-0	0-0
On SEC Network/(+):	7-0	3-0
On ABC:	0-0	0-0
On FSN:	0-0	0-0
On CSS:	0-0	0-0
vs. SEC at Home:	8-0	8-0
vs. SEC on Road:	4-5	4-5
Games vs. AP ranked opp.:	2-1	0-0
Games following a loss:	7-1	5-1
Games following a win:	14-7	7-4
More points in the paint:	14-3	6-2
Fewer/Same points in the paint:	8-5	6-3
More bench points than opp.:	13-2	5-1
Fewer or same bench pts.:	9-6	7-4
More 2nd-chance points:	15-2	10-2
Fewer or same 2nd chance pts.:	7-6	2-3
More or same points off TOs:	19-2	10-1
Fewer points off TOs:	3-6	2-4
On Monday:	1-0	0-0
On Tuesday:	6-2	4-2
On Wednesday:	2-0	1-0
On Thursday:	2-1	2-0
On Friday:	3-0	0-0
On Saturday:	8-5	5-3
On Sunday:	0-0	0-0
In November:	7-0	0-0
In December:	3-2	0-0
In January:	6-3	6-2
In February:	5-3	5-3
In March:	1-0	1-0
In April:	0-0	0-0

WIN/LOSS MARGIN

MARGIN	W	L
1		
2	1	1
3		
4		
5		1
6	1	1
7		2
8		
9	1	
10	1	1
11-15	6	1
16-20	4	1
21+	8	

MISCELLANEOUS STATS

Times Led						Games With								
Player	Pts.	Rebs.	Assts.	Stls.	Blks.	10+ Pts	20+ Pts	10+ Rebs	3+Assts	3+Blks	3+Stls	3+ 3's	Dunks	Dbl-Dbls(Career)
00-Lee	-	12	-	3	16	9	-	7	1	8	-	-	40	3 (3)
1-Labissiere	2	1	-	3	9	8	1	-	-	7	-	-	25	-
3-Ulis	11	-	26	17	1	24	12	1	27	-	5	3	-	7 (7)
4-Matthews	-	-	-	3	-	1	-	-	-	-	-	-	3	-
10-David	-	-	-	-	-	-	-	-	-	-	-	-	-	-
11-Mulder	-	1	-	-	-	-	-	-	-	-	-	-	-	-
13-Briscoe	2	5	4	8	1	16	1	2	16	-	2	-	1	1 (1)
14-Wynyard	-	-	-	-	-	-	-	-	-	-	-	-	-	-
15-Humphries	-	2	-	1	4	-	-	1	-	1	-	-	-	-
22-Poythress	2	6	-	1	4	11	2	4	-	2	-	-	26	4 (6)
23-Murray	13	3	2	10	2	29	15	-	9	-	4	16	6	-
24-Floreal	-	-	-	-	-	-	-	-	-	-	-	-	-	-
25-Hawkins	-	-	-	2	-	1	-	-	-	-	-	1	1	-
35-Willis	-	7	-	3	2	8	1	2	1	1	1	5	9	2 (2)

STARTING LINEUPS

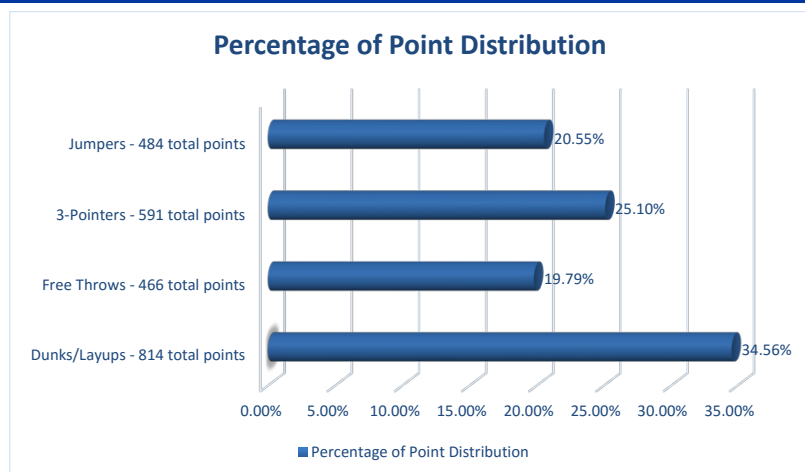
Record	Guard	Guard	Guard	Forward	Forward
4-1	Ulis	Murray	Briscoe	Willis	Lee
4-1	Ulis	Murray	Briscoe	Lee	Labissiere
3-3	Ulis	Murray	Briscoe	Poythress	Lee
3-2	Ulis	Murray	Briscoe	Willis	Poythress
3-1	Ulis	Murray	Briscoe	Poythress	Labissiere
1-0	Ulis	Murray	Briscoe	Lee	Humphries
1-0	Ulis	Murray	Matthews	Lee	Labissiere
1-0	Ulis	Murray	Willis	Lee	Labissiere
1-0	Briscoe	Murray	Matthews	Poythress	Labissiere
1-0	Ulis	Murray	Matthews	Poythress	Lee

TRACKING THE CATS

Player	Games With			Total
	Charges Drawn	UK's First Sub	Traditional 3-Point Plays	Clutch FT-FTA (Last 5:00/OT)*
00-Lee	3	10	4	0-1 (.000)
1-Labissiere	-	9	1	1-2 (.500)
3-Ulis	4	-	6	2-3 (.667)
4-Matthews	-	6	1	0-2 (.000)
10-David	-	-	-	0-0 (.000)
11-Mulder	-	-	-	0-0 (.000)
13-Briscoe	3	2	1	1-5 (.200)
14-Wynyard	-	-	-	0-0 (.000)
15-Humphries	-	3	1	2-2 (1.000)
22-Poythress	-	5	6	5-7 (.714)
23-Murray	1	-	9	12-17 (.706)
24-Floreal	-	-	-	0-0 (.000)
25-Hawkins	1	1	1	6-6 (1.000)
35-Willis	1	3	-	2-2 (1.000)

*single-digit game with 5:00 to play

HOW THE CATS ARE SCORING



TEAM'S FAST FACTS

- Shooting Percentage: .474
- Avg. Assists Per Game: 14.1
- Points off Turnovers Avg.: 14.0
- Second-Chance Points Avg.: 14.1
- Points in the Paint Avg.: 33.9
- Fast Break Points Avg.: 8.1
- Bench Points Avg.: 14.8
- Points Per Possession Avg.: 1.139
- Avg. Time of Possession: 17.8

HOW UK SCORED ITS FIRST POINTS

PLAYER	DUNK/LAYUP	JUMPER	3PT	FT
00-Lee	2	1		
1-Labissiere		1		
3-Ulis		3		2
4-Matthews	1			
10-David				
11-Mulder				
13-Briscoe	1	2		1
14-Wynyard				
15-Humphries				
22-Poythress	4	1		2
23-Murray	4	1	2	
24-Floreal				
25-Hawkins				
35-Willis				2

GAME-BY-GAME LEADERS

Date	Opponent	Result	Points	Rebounds	Blocks	Steals	Assists
11/2	Ottawa #	W, 117-58	Murray - 22 [^]	Murray - 12 [^]	Three with 2 [^]	Murray - 3 [^]	Ulis - 10 [^]
11/6	Kentucky State #	W, 111-58	Labissiere - 22 [^]	Lee - 11 [^]	Poythress - 4 [^]	Two with 3 [^]	Willis - 5 [^]
11/13	Albany	W, 78-65	Murray - 19 [^]	Lee - 8 [^]	Labissiere - 4 [^]	Murray - 3	Murray - 8 [^]
11/14	NJIT	W, 87-57	Labissiere - 26 [^]	Briscoe - 12 [^]	Lee - 3 [^]	Briscoe - 2	Ulis - 5 [^]
11/17	vs. #5/4 Duke ¹	W, 74-63	Ulis - 18 [^]	Lee - 10	Two with 2	Murray - 4 [^]	Ulis - 6 [^]
11/20	Wright State	W, 78-63	Ulis - 21 [^]	Poythress - 10 [^]	Labissiere - 1 [^]	Ulis - 2 [^]	Ulis - 5 [^]
11/24	Boston	W, 82-52	Labissiere - 16 [^]	Poythress - 10 [^]	Labissiere - 3 [^]	Two with 3 [^]	Ulis - 6 [^]
11/27	vs. South Florida ²	W, 84-63	Murray - 21 [^]	Two with 6	Labissiere - 3 [^]	Two with 2 [^]	Briscoe - 7 [^]
11/30	Illinois State	W, 75-63	Briscoe - 18	Lee - 12 [^]	Two with 2 [^]	Matthews - 2 [^]	Briscoe - 3 [^]
12/3	at UCLA	L, 87-77	Briscoe - 20	Two with 6	Labissiere - 2 [^]	Two with 2 [^]	Ulis - 9 [^]
12/9	Eastern Kentucky	W, 88-67	Poythress - 21 [^]	Poythress - 13 [^]	Lee - 5 [^]	Briscoe - 2 [^]	Ulis - 8 [^]
12/12	Arizona State	W, 72-58	Murray - 17 [^]	Lee - 7 [^]	Lee - 5 [^]	Briscoe - 2 [^]	Ulis - 5 [^]
12/19	vs. Ohio State ³	L, 74-67	Murray - 33 [^]	Lee - 9	Two with 2	Lee - 2	Briscoe - 7 [^]
12/26	Louisville	W, 75-73	Ulis - 21	Lee - 7	Poythress - 3 [^]	Four with 1	Ulis - 8 [^]
1/2	Ole Miss	W, 83-61	Ulis - 20	Poythress - 9 [^]	Lee - 2 [^]	Ulis - 6 [^]	Ulis - 10 [^]
1/5	at LSU	L, 85-67	Ulis - 23 [^]	Mulder - 8	Briscoe - 1	Three with 1	Ulis - 6
1/9	at Alabama	W, 77-61	Poythress - 25 [^]	Lee - 11 [^]	Four with 1	Two with 1	Ulis - 8 [^]
1/12	Mississippi State	W, 80-74	Murray - 22 [^]	Lee - 9 [^]	Lee - 2 [^]	Ulis - 2 [^]	Two with 5 [^]
1/16	at Auburn	L, 75-70	Murray - 20	Willis - 12 [^]	Poythress - 3	Murray - 3 [^]	Ulis - 8 [^]
1/21	at Arkansas	W, 80-66	Ulis - 24 [^]	Three with 7 [^]	Willis - 4 [^]	Five with 1 [^]	Ulis - 5 [^]
1/23	Vanderbilt	W, 76-57	Ulis - 21 [^]	Willis - 9 [^]	Three with 1	Murray - 3 [^]	Ulis - 5 [^]
1/27	Missouri	W, 88-54	Ulis - 20 [^]	Willis - 12 [^]	Labissiere - 5 [^]	Two with 2 [^]	Ulis - 8 [^]
1/30	at Kansas	L, 90-84 (OT)	Ulis - 26	Poythress - 8	Lee - 2 [^]	Two with 3 [^]	Ulis - 8 [^]
2/2	at Tennessee	L, 84-77	Murray - 21	Two with 8	Labissiere - 3 [^]	Ulis - 2 [^]	Two with 5 [^]
2/6	Florida	W, 80-61	Murray - 35 [^]	Three with 6	Two with 2 [^]	Ulis - 2 [^]	Ulis - 11 [^]
2/9	Georgia	W, 82-48	Murray - 24 [^]	Labissiere - 7	Humphries - 4 [^]	Ulis - 3 [^]	Ulis - 8 [^]
2/13	at South Carolina	W, 89-62	Ulis - 27 [^]	Lee - 13 [^]	Lee - 2	Ulis - 12 [^]	Ulis - 12 [^]
2/18	Tennessee	W, 80-70	Murray - 28 [^]	Briscoe - 10	Humphries - 2 [^]	Two with 1 [^]	Ulis - 9 [^]
2/20	at Texas A&M	L, 79-77 (OT)	Ulis - 22	Humphries - 12 [^]	Lee - 3 [^]	Three with 1	Ulis - 11 [^]
2/23	Alabama	W, 78-53	Murray - 23	Lee - 12 [^]	Murray - 2 [^]	Ulis - 3 [^]	Ulis - 10 [^]
2/27	at Vanderbilt	L, 74-62	Murray - 33 [^]	Murray - 9	Lee - 3 [^]	Two with 1 [^]	Ulis - 6 [^]
3/1	at Florida	W, 88-79	Murray - 21	Poythress - 10 [^]	Lee - 4 [^]	Three with 1	Ulis - 11 [^]
3/5	LSU						

[^] - Game Leader

- 1 - Chicago (Champions Classic)
- 2 - Miami (Hoophall Miami Invitational)
- 3 - Brooklyn, N.Y. (CBS Sports Classic)
- # - exhibition contest

Times Led Points	Times Led Rebounds	Times Led Blocks	Times Led Steals	Times Led Assists
Murray - 13	Lee - 12	Lee - 16	Ulis - 17	Ulis - 26
Ulis - 11	Willis - 7	Labissiere - 9	Murray - 10	Briscoe - 5
Briscoe - 2	Poythress - 6	Humphries - 4	Briscoe - 8	Murray - 1
Labissiere - 2	Briscoe - 5	Poythress - 4	Labissiere - 3	
Poythress - 2	Murray - 3	Murray - 2	Lee - 3	
	Humphries - 2	Willis - 2	Matthews - 3	
	Labissiere - 1	Briscoe - 1	Willis - 3	
	Mulder - 1	Ulis - 1	Hawkins - 2	
			Humphries - 1	
			Poythress - 1	



THE LAST TIME ...

INDIVIDUALS

Scored 25 Points: Jamal Murray (33) at Vanderbilt, 2/27/16

Scored 30 Points: Jamal Murray (33) at Vanderbilt, 2/27/16

Scored 35 Points: Jamal Murray (35) vs. Florida, 2/6/16

Scored 40 Points: Jodie Meeks (45) at Arkansas, 2/14/09

Scored 45 Points: Jodie Meeks (45) at Arkansas, 2/14/09

Scored 50 Points: Jodie Meeks (54) at Tennessee, 1/13/09

Two Players Had 20 Points: Tyler Ulis (22), Jamal Murray (21) at Texas A&M, 2/20/16

Three Players Had 20 Points: DeMarcus Cousins (27)/John Wall (21)/Patrick Patterson (20) vs. Sam Houston State, 11/19/09

Two Players Had 30 Points: Patrick Patterson (33) and Jodie Meeks (32) vs. Tennessee State, 12/22/08

Scored 20 Points in Two Straight Games: Jamal Murray (9) 2/2/16 - 3/1/16

Scored 20 Points in Three Straight Games: Jamal Murray (9) 2/2/16 - 3/1/16

Scored 20 Points in Four Straight Games: Jamal Murray (9) 2/2/16 - 3/1/16

Scored 20 points in Five Straight Games: Jamal Murray (9) 2/2/16 - 3/1/16

Scored 20 points in Six Straight games: Jodie Jamal Murray (9) 2/2/16 - 3/1/16

Scored 20 points in Seven Straight games: Jamal Murray (9) 2/2/16 - 3/1/16

Scored 20 points in Eight Straight games: Jamal Murray (9) 2/2/16 - 3/1/16

Scored 20 points in Nine Straight games: Jamal Murray (9) 2/2/16 - 3/1/16

Scored 20 points in 10 Straight games: Kevin Grevey (12) 12/20/74 - 1/27/75

Scored 20 points in 12 Straight games: Kevin Grevey (12) 12/20/74 - 1/27/75

Scored 25 Points in Three Straight Games: Tayshaun Prince (3) 3/11/ - 01-3/1701

Scored 30 Points in Two Straight Games: Jodie Meeks vs. Appalachian State (46) 12/20/08; vs. Tennessee State (32) 12/22/08

Scored 30 Points in Three Straight Games: Dan Issel (6) 2/14/70 - 3/2/70

Scored in double figures in 10 straight Games: Jamal Murray (28) 11/17/15 - 2/27/16, Tyler Ulis (15) 1/12/16 - 3/1/16

Scored in double figures in 15 straight Games: Jamal Murray (28) 11/17/15 - 2/27/16, Tyler Ulis (15) 1/12/16 - 3/1/16

Scored in double figures in 20 straight Games: Jamal Murray (28) 11/17/15 - 3/1/16

Scored in double figures in 25 straight Games: Jamal Murray (28) 11/17/15 - 3/1/16

Scored in double figures in 30 straight Games: Jodie Meeks (32) 11/14/08 - 3/12/09

Five Players Scored in Double Figures: Jamal Murray (21), Tyler Ulis (19), Isaiah Briscoe (13), Alex Poythress (12), Skal Labissiere (11) at Florida, 3/1/16

Six Players Scored in Double Figures: Karl-Anthony Towns (19), Aaron Harrison (18), Dakari Johnson (13), Andrew Harrison (12), Devin Booker (11), Tyler Ulis (10) vs. Auburn, 2/21/15

Seven Players Scored in Double Figures: Randolph Morris (17), Kelenna Azubuike (15), Patrick Sparks (14), Chuck Hayes (12), Rajon Rondo (11), Ravi Moss (10) and Ramel Bradley (10) vs. Mississippi State 2/19/05

Four Players with 15 or more points: Julius Mays (24), Alex Poythress (21), Archie Goodwin (18), Ryan Harrow (15) vs. Missouri, 2/23/13

Double-Double: Tyler Ulis (19 points, 11 assists), Alex Poythress (12 points, 10 rebounds) at Florida, 3/1/16

Triple-Double: Chris Mills (19 points, 10 rebounds, 10 assists) vs. Austin Peay, 12/27/88

20-10 (Rebs) Game: Alex Poythress (21 points, 13 rebounds) vs. Eastern Kentucky, 12/9/15

20-10 (Assts) Game: Tyler Ulis (22 points, 11 assists) at Texas A&M, 2/20/16

20-15 Game: Julius Randle (23 points, 15 rebounds) vs. UNC Asheville, 11/8/13

30-10 Game: Tayshaun Prince (33 points, 11 rebounds) vs. Tennessee State, 12/22/98

Back-to-Back 20-10 Games: Julius Randle (3) 11/8/13 - 11/10/13

Three Straight 20-10 Games: Julius Randle (3) 11/8/13 - 11/12/13

Double-Double in Points and Rebs.: Alex Poythress (12 points, 10 rebounds) at Florida, 3/1/16

Double-Double in Points and Assists: Tyler Ulis (19 points, 11 assists) at Florida, 3/1/16

Double-Double in Points and Blocks: Never

Double-Double in Points and Steals: Never

Double-double in two consecutive games: Tyler Ulis (22 pts, 11 assts) at Texas A&M, (2/20/16), (19 pts, 10 assts) vs. Alabama, (2/23/16)

Double-double in three consecutive games: - Julius Randle (19p, 15r) vs. Kansas State, 3/21/14; (13 p, 10 r), vs. Wichita State,

3/23/14; (15 p, 12 r), vs. Louisville, 3/28/14; (16 p, 11 r), vs. Michigan, 3/30/14

Double-double in four consecutive game: Julius Randle (19p, 15r) vs. Kansas State, 3/21/14; (13 p, 10 r), vs. Wichita State, 3/23/14; (15 p, 12 r), vs. Louisville, 3/28/14; (16 p, 11 r), vs. Michigan, 3/30/14

Double-double in five consecutive game: Julius Randle (14p, 10r) at Arkansas, (2/27/14); (10p, 15r) at South Carolina (3/1/14); (12 p, 11 r) vs. Alabama, (3/4/14); (16 p, 10 r) at Florida, (3/8/14); (17 p, 16 r) vs. LSU, (3/14/14); (12 p, 11 r) vs. Georgia, (3/15/14)

Double-double in six consecutive games: Julius Randle (14p, 10r) at Arkansas, (2/27/14); (10p, 15r) at South Carolina (3/1/14); (12 p, 11 r) vs. Alabama, (3/4/14); (16 p, 10 r) at Florida, (3/8/14); (17 p, 16 r) vs. LSU, (3/14/14); (12 p, 11 r) vs. Georgia, (3/15/14)

Double-double in seven consecutive games: Julius Randle (7) 11/18/13-11/27/13

Double-double in 10 consecutive games: Jim Andrews, 1972-73 season

Two players record double-doubles: Tyler Ulis (19 points, 11 assists), Alex Poythress (12 points, 10 rebounds) at Florida, 3/1/16

Three players record double-doubles: DeMarcus Cousins (19 pts, 14 rebs)/Patrick Patterson (19 pts, 10 rebs)/John Wall (18 pts, 10 rebs) at Mississippi State, 2/16/10

Four players record double-doubles: Jack Givens (30 pts, 13 rebs)/Kyle Macy (16 pts, 10 assts)/Mike Phillips (22 pts, 18 rebs)/Rick Robey (23 pts, 13 rebs) vs. Southern Methodist, 11/26/77

Five players record double-doubles: Never

Made 12 FG in a game: Jamal Murray (12) at Vanderbilt, 2/27/16

Made 15 FG in a game: Jodie Meeks (17) at Arkansas, 2/14/09

Made 16 FG in a game: Jodie Meeks (17) at Arkansas, 2/14/09

Made 17 FG in a game: Jodie Meeks (17) at Arkansas, 2/14/09

Made 18 FG in a game: Melvin Turpin (18) vs. Georgia, 3/8/84

Made 19 FG in a game: Dan Issel (19) vs. Alabama, 2/23/70

Made 20 FG in a game: Dan Issel (23) vs. Ole Miss, 2/7/70

Made 21 FG in a game: Dan Issel (23) vs. Ole Miss, 2/7/70

Made 22 FG in a game: Dan Issel (23) vs. Ole Miss, 2/7/70

Made 23 FG in a game: Dan Issel (23) vs. Ole Miss, 2/7/70

Attempted 17 FG in a game: Jamal Murray (20) at Vanderbilt, 2/27/16
Attempted 18 FG in a game: Jamal Murray (20) at Vanderbilt, 2/27/16
Attempted 19 FG in a game: Jamal Murray (20) at Vanderbilt, 2/27/16
Attempted 20 FG in a game: Jamal Murray (20) at Vanderbilt, 2/27/16
Attempted 25 FG in a game: Jodie Meeks (27) vs. VMI, 11/14/08

Made 5 3-pointers in a game: Jamal Murray (6) at Vanderbilt (2/27/16)
Made 6 3-pointers in a game: Jamal Murray (6) at Vanderbilt (2/27/16)
Made 7 3-pointers in a game: Derek Willis (7) vs. Tennessee (2/18/16)
Made 8 3-pointers in a game: Jamal Murray (8) vs. Florida (2/6/16)
Made 9 3-pointers in a game: Jodie Meeks (10) at Tennessee, 1/13/09
Made 10 3-pointers in a game: Jodie Meeks (10) at Tennessee, 1/13/09
Made 11 3-pointers in a game: Never

Attempted 10 3-pointers in a game: Jamal Murray (10) at Vanderbilt, 2/27/16
Attempted 15 3-pointers in a game: Jodie Meeks (15) at Tennessee, 1/13/09
Attempted 16 3-pointers in a game: Derrick Miller (16) vs. LSU 2/15/90
Attempted 17 3-pointers in a game: Derrick Miller (19) vs. Kansas 12/6/89
Attempted 18 3-pointers in a game: Derrick Miller (19) vs. Kansas 12/6/89
Attempted 19 3-pointers in a game: Derrick Miller (19) vs. Kansas 12/6/89

Made a 3-pointer in 10 straight games: Jamal Murray (30), 11/13/15 - 3/1/16, Derek Willis (12), 1/12/16 - 2/20/16
Made a 3-pointer in 15 straight games: Jamal Murray (30), 11/13/15 - 3/1/16
Made a 3-pointer in 20 straight games: Jamal Murray (30), 11/13/15 - 3/1/16
Made a 3-pointer in 30 straight games: Jamal Murray (30), 11/13/15 - 3/1/16
Made two 3-pointers in 10 straight games: Jamal Murray (12), 1/23/16 - 3/1/16
Made three 3-pointers in 10 straight games: Gerald Fitch (20) 1/14/03 - 3/23/03
Made three 3-pointers in 15 straight games: Gerald Fitch (20) 1/14/03 - 3/23/03
Made three 3-pointers in 20 straight games: Gerald Fitch (20) 1/14/03 - 3/23/03
Made three 3-pointers in 25 straight games: Keith Bogans (29) 3/14/02 - 2/26/03

Made 8 FT in a game: Tyler Ulis (9) vs. Alabama, 2/23/16
Made 9 FT in a game: Tyler Ulis (9) vs. Alabama, 2/23/16
Made 10 FT in a game: Tyler Ulis (12) at Tennessee, 2/2/16
Made 11 FT in a game: Tyler Ulis (12) at Tennessee, 2/2/16
Made 12 FT in a game: Tyler Ulis (12) at Tennessee, 2/2/16

Made 13 FT in a game: Tyler Ulis (14) at Arkansas, 1/21/16
Made 14 FT in a game: Tyler Ulis (14) at Arkansas, 1/21/16
Made 15 FT in a game: Rodrick Rhodes (16) vs. Ole Miss 1/18/95
Made 16 FT in a game: Rodrick Rhodes (16) vs. Ole Miss 1/18/95
Made 17 FT in a game: Dwight Anderson (18) vs. Mississippi State 2/12/79
Made 18 FT in a game: Dwight Anderson (18) vs. Mississippi State 2/12/79

Attempted 10 FT in a game: Jamal Murray (10) at Florida, 3/1/16
Attempted 15 FT in a game: Tyler Ulis (15) at Arkansas, 1/21/16
Attempted 20 FT in a game: Heshimu Evans (20) vs. Ole Miss 3/5/99

15 Rebs: Julius Randle (15) vs. Kansas State, 3/21/14
16 Rebs: Julius Randle (16) vs. LSU, 3/14/14
20 Rebs: Jared Prickett (20) vs. Arkansas 2/9/94
25 Rebs: Mike Phillips (28) vs. Tennessee 1/10/76
30 Rebs: Cotton Nash (30) vs. Ole Miss 2/8/64
34 Rebs: Bob Burrow (34) vs. Temple 12/10/55

10+ Rebs in three consecutive games: Julius Randle (4) 3/21/14 - 3/30/14
10+ Rebs in four consecutive games: Julius Randle (4) 3/21/14 - 3/30/14
10+ Rebs in five consecutive games: Julius Randle (10) 2/12/14 - 3/15/14
10+ Rebs in six consecutive games: Julius Randle (10) 2/12/14 - 3/15/14
10+ Rebs in seven consecutive games: Julius Randle (10) 2/12/14 - 3/15/14
10+ Rebs in eight consecutive games: Julius Randle (10) 2/12/14 - 3/15/14
10+ Rebs in nine consecutive games: Julius Randle (10) 2/12/14 - 3/15/14
10+ Rebs in 10 consecutive games: Julius Randle (10) 2/12/14 - 3/15/14

Two players had 10 rebounds: Derek Willis (12) and Tyler Ulis (10) at Auburn, 1/16/16
Three players had 10 rebounds: Michael Kidd-Gilchrist (19), Terrence Jones (11), Anthony Davis (10) vs. Louisville, 12/31/11

6 Assists: Tyler Ulis (11) at Florida, 3/1/16
7 Assists: Tyler Ulis (11) at Florida, 3/1/16
8 Assists: Tyler Ulis (11) at Florida, 3/1/16
9 Assists: Tyler Ulis (11) at Florida, 3/1/16
10 Assists: Tyler Ulis (11) at Florida, 3/1/16
11 Assists: Tyler Ulis (11) at Florida, 3/1/16
12 Assists: Tyler Ulis (12) at South Carolina, 2/13/16
13 Assists: John Wall (16) vs. Hartford, 12/29/09
14 Assists: John Wall (16) vs. Hartford, 12/29/09
15 Assists: John Wall (16) vs. Hartford, 12/29/09

16 Assists: John Wall (16) vs. Hartford, 12/29/09
5+ Assists in Four Consecutive Games: Tyler Ulis (19) 12/26/15 - 3/1/16
8+ Assists in Two Consecutive Games: Tyler Ulis (6) 2/6/16 - 2/23/16

4 Blocks: Marcus Lee (4) at Florida, 3/1/16
5 Blocks: Skal Labissiere (5) vs. Missouri, 1/27/16
6 Blocks: Karl-Anthony Towns (6) vs. Florida, 3/7/15
7 Blocks: Karl-Anthony Towns (7) vs. Vanderbilt, 1/20/15
8 Blocks: Willie Cauley-Stein (9) vs. Boise State, 12/10/13
9 Blocks: Willie Cauley-Stein (9) vs. Boise State, 12/10/13
10 Blocks: Nerlens Noel (12) at Ole Miss, 1/29/13
11 Blocks: Nerlens Noel (12) at Ole Miss, 1/29/13
12 Blocks: Nerlens Noel (12) at Ole Miss, 1/29/13

4 Steals: Isaiah Briscoe (4)/Tyler Ulis (6) vs. Ole Miss, 1/2/16
5 Steals: Tyler Ulis (6) vs. Ole Miss, 1/2/16
6 Steals: Tyler Ulis (6) vs. Ole Miss, 1/2/16
7 Steals: Rajon Rondo (8) vs. Mississippi State, 2/19/05
8 Steals: Rajon Rondo (8) vs. Mississippi State, 2/19/05

Played every minute: Tyler Ulis (45) at Texas A&M, 2/20/16
Played 40+ minutes: Tyler Ulis (45) at Texas A&M, 2/20/16
Played more than 50 minutes: Patrick Patterson (50) vs. Vanderbilt, 1/12/08
Technical Foul: Isaac Humphries at Texas A&M, 2/20/16

Fouled Out: Isaiah Briscoe and Alex Poythress, at Florida, 3/1/16
Two Players Fouled Out: Isaiah Briscoe and Alex Poythress, at Florida, 3/1/16
Three Players Fouled Out: Skal Labissiere, Marcus Lee, Alex Poythress, Derek Willis, at Kansas, 1/30/16
Four Players Fouled Out: Skal Labissiere, Marcus Lee, Alex Poythress, Derek Willis, at Kansas, 1/30/16

TEAM

Started four freshmen: Isaiah Briscoe, Jamal Murray, Charles Matthews, Skal Labissiere vs. Illinois State, 11/30/15

Started five freshmen: Aaron Harrison, Andrew Harrison, Dakari Johnson, Julius Randle, James Young vs. Connecticut, 4/7/14

Scored 90 or More Points: 91 vs. Auburn, 3/14/15 (W, 91-67)

Scored 90 or More Points (SEC Game): 110 vs. Auburn, 2/21/15 (W, 110-75)

Scored 100 or More Points: 110 vs. Auburn, 2/21/15 (W, 110-75)

Scored 100 or More Points (SEC Game): 110 vs. Auburn, 2/21/15 (W, 110-75)

Scored 110 or More Points: 110 vs. Auburn, 2/21/15 (W, 110-75)

Scored 110 or More Points (SEC Game): 110 vs. Auburn, 2/21/15 (W, 110-75)

Scored 120 or More Points: 120 vs. Vanderbilt, 2/7/96 (W, 120-81)

Scored 120 or More Points (SEC Game): 120 vs. Vanderbilt, 2/7/96 (W, 120-81)

Scored 130 or More Points: 143 vs. Georgia, 2/27/56 (W, 143-66)

Scored 140 or More Points: 143 vs. Georgia, 2/27/56 (W, 143-66)

Scored 150 or More Points: Never

Scored Less than 50 Points: 48 vs. Vanderbilt, 3/15/13 (L, 64-48)

Allowed 90 or More Points: 90 at Kansas, 1/30/16 (L, 90-84)

Allowed 90 or More Points (SEC Game): 90 by Georgia, 3/4/09 (L, 90-85)

Allowed 100 or More Points: 111 by VMI, 11/14/08 (L, 111-103)

Allowed 100 or More Points (SEC Game): 101 by Arkansas, 2/10/93 (L, 101-94)

Allowed Less Than 50 Points: 48 vs. Georgia, 2/9/16 (W, 82-48)

Allowed Less Than 50 Points (SEC): 48 vs. Georgia, 2/9/16 (W, 82-48)

Shot 70% from the field: .722 vs. Mississippi St., 2/15/86

Shot 65% from the field: .677 vs. LIU Brooklyn, 11/23/12

Shot 30% or less from the field: .281 at Texas A&M (1/10/15)

Allowed 50% shooting: .529 vs. Mississippi State, 1/12/16

Allowed 60% shooting: .640 by Florida, 3/4/07

Allowed 20% or less shooting: .197 by Montana State, 11/23/14 (12-61)

Allowed 30% or less shooting: .222 by Georgia, 2/9/16 (11-50)

Held opponent to zero 3-pointers: at Auburn, 1/19/13 (0-15)

Shot 90% or Better from Free Throw Line: 90.0 (9-10) vs. Wisconsin (4/4/15)

Shot 100% from Free Throw Line: 11-11 vs. Florida, 2/7/12

Shot 50% or Less from Free Throw Line: .435 (10-23) at Vanderbilt, 2/27/16

Attempted 40 FT: vs. Illinois State (46), 11/30/15

Attempted five or less FT: vs. South Carolina (4) 1/21/06

Made 30 FT: 30 vs. Auburn, 3/14/15 (30-35)

Hit 10 3-pointers: 10 at Texas A&M, 2/20/16 (10-20)

Hit 11 3-pointers: 11 vs. Tennessee, 2/18/16 (11-24)

Hit 12 3-pointers: 12 vs. Florida, 2/6/16 (12-20)

Hit 13 3-pointers: 15 vs. Georgia, 3/1/12 (15-27)

Hit 14 3-pointers: 15 vs. Georgia, 3/1/12 (15-27)

Hit 15 3-pointers: 15 vs. Georgia, 3/1/12 (15-27)

Hit 16 3-pointers: 16 vs. UNC-Asheville, 12/23/96 (16-33)

Hit 17 3-pointers: 20 vs. LSU, 3/4/95 (20-35)

Hit 18 3-pointers: 20 vs. LSU, 3/4/95 (20-35)

Hit 19 3-pointers: 20 vs. LSU, 3/4/95 (20-35)

Hit 20 3-pointers: 20 vs. LSU, 3/4/95 (20-35)

Hit 21 3-pointers: 21 vs. North Carolina, 12/27/89 (21-48)

Hit 22 3-pointers: Never

Scored 100 Points in Two Consecutive Games: 3/25/93-3/27/93

Scored 100 Points in Three Consecutive Games: 12/16/77-12/23/77

Scored 100 Points in Consecutive SEC Games: 2/27/56-3/3/56

Won game by 50 points or more: 58 vs. Montana State (W, 86-28) 11/23/14

Won game by 60 points or more: 62 vs. Vanderbilt (W, 106-44) 3/5/03

Won game by 70 points or more: 74 vs. Tennessee-Martin (W, 124-50) 11/26/94

Lost game by 30 points or more: 30 at Tennessee (L, 88-58) 2/16/13

Lost game by 40 points or more: 41 at Vanderbilt (L, 93-52) 2/12/08

Lost game by 50 points or more: 55 at Kansas (L, 150-95) 12/9/89

Lost game by 60 points or more: 70 vs. Central (L, 87-17) 1/28/1910

Lost game by 70 points or more: 70 vs. Central (L, 87-17) 1/28/1910

Game decided by one point: vs. Wisconsin, 4/5/14 (W, 74-73)

Game decided by two points: at Texas A&M, 2/20/16 (L, 79-77)

Game decided by three points: vs. Ole Miss, 1/6/15 (W, 89-86)

Two consecutive games decided by one point: vs. North Carolina (W, 73-72) 12/3/11 and at Indiana (L, 73-72) 12/10/11

Three consecutive games decided by one point: Never

Two consecutive games decided by two points: at Ole Miss (L, 71-69) 2/1/11 and Florida (L, 70-68) 2/5/11

Came back from 18-point deficit for win: W, 72-70 vs. Miami Univ. (11/16/09); Trailed 36-18 (7:04 in 1st)

Came back from 19-point deficit for win: W, 80-77 vs. Florida (3/2/94); Trailed 33-14 (7:00 in 1st)

Came back from 20-point deficit for win: W, 99-95 at LSU (2/15/94); Trailed 68-37 (15:34 in 2nd)

Came back from 30-point deficit for win: W, 99-95 at LSU (2/15/94); Trailed 68-37 (15:34 in 2nd)

Came back from 31-point deficit for win: W, 99-95 at LSU (2/15/94); Trailed 68-37 (15:34 in 2nd)

Pulled down 50 rebounds: 50 (18-32) vs. Eastern Kentucky, 12/9/15

Pulled down 55 rebounds: 56 (17-39) vs. Robert Morris, 11/17/13

Pulled down 60 rebounds: 62 (19-43) vs. Morehead State, 12/16/96

Played an Overtime Game: at Texas A&M, 2/20/16 (L, 79-77 OT)

Won an Overtime Game: at Texas A&M, 1/10/15 (W, 70-64 2OT)

Played an SEC Overtime Game: at Texas A&M, 2/20/16 (L, 79-77 OT)

Won an SEC Overtime Game: at Texas A&M, 1/10/15 (W, 70-64 2OT)

Lost an Overtime Game: at Texas A&M, 2/20/16 (L, 79-77 OT)

Lost an SEC Overtime Game: at Texas A&M, 2/20/16 (L, 79-77 OT)

Played Two Overtimes: at Texas A&M, 1/10/15 (W, 70-64 2ot)

Played Three Overtimes: vs. Temple 12/7/57 (W, 85-83)

Played Four Overtimes: Never played four overtime game

Played consecutive games that went to overtime: 1/6/15 vs. Ole Miss (W, 89-86) and 1/10/15 at Texas A&M (70-64)

RUPP ARENA

Rupp Arena

Year-by-Year Records

Season	W-L	Pct.	Start
2015-16	16-0	1.000	16-0
2014-15	19-0	1.000	19-0
2013-14	16-2	.889	14-0
2012-13	16-2	.889	3-0
2011-12	18-0	1.000	18-0
2010-11	15-0	1.000	15-0
2009-10	18-0	1.000	18-0
2008-09	12-6	.667	3-0
2007-08	14-4	.778	1-0
2006-07	14-2	.875	10-0
2005-06	10-5	.667	4-0
2004-05	14-1	.933	7-0
2003-04	11-2	.846	3-0
2002-03	12-1	.923	1-0
2001-02	12-3	.800	0-1
2000-01	11-1	.917	0-1
1999-2000	14-0	1.000	14-0
1998-99	12-1	.923	6-0
1997-98	9-3	.750	4-0
1996-97	12-1	.923	12-0
1995-96	13-0	1.000	13-0
1994-95	12-1	.923	2-0
1993-94	13-1	.929	11-0
1992-93	16-0	1.000	16-0
1991-92	15-2	.882	1-0
1990-91	13-0	1.000	13-0
1989-90	13-2	.867	5-0
1988-89	8-6	.571	0-1
1987-88	14-2	.875	8-0
1986-87	13-2	.867	5-0
1985-86	18-0	1.000	18-0
1984-85	11-3	.786	1-0
1983-84	16-0	1.000	16-0
1982-83	14-1	.933	8-0
1981-82	15-1	.938	15-0
1980-81	15-0	1.000	15-0
1979-80	12-3	.800	6-0
1978-79	11-4	.733	3-0
1977-78	16-0	1.000	16-0
1976-77	12-2	.857	4-0
Total	545-64	.895	

Where the Coaches Rank by Wins

Coach	Years	Total	Record
Joe B. Hall	1976-85	9	122-14
Tubby Smith	1997-2007	10	119-19
John Calipari	2009-Pres.	7th	118-4
Rick Pitino	1989-97	8	107-7
Eddie Sutton	1985-89	4	53-10
Billy Gillispie	2007-09	2	26-10

Cats Rock at Rupp

UK has won 201 of its last 228 home games, including a 54-game winning streak in the venerable arena to begin the John Calipari era. All-time, the Wildcats are 545-64 (.895) in Rupp Arena.

Among the most notable marks of dominance in the nation's toughest venue to play include:

- The Wildcats are 292-40 (.880) in regular-season SEC games in the building
- Kentucky set a new program home record of 19 wins in 2014-15
- UK is currently on a 36-game winning streak at Rupp Arena, dating back to 2013-14
- The Wildcats have gone undefeated at home in four of John Calipari's six seasons
- Overall, UK has posted a perfect mark in 12 of Rupp Arena's 39 seasons

Calipari Owns Record in Rupp

With UK's 2011-12 season-opening victory over Marist, UK head coach John Calipari recorded his 34th consecutive win in Rupp Arena as UK's head coach. It broke former UK head coach Rick Pitino's longest streak of 33 games in the venue.

The winning streak reached as long as 54 games. Calipari didn't suffer his first loss in Rupp Arena until losing to Baylor in his fourth season. The 54-game run, however, was his longest career winning streak. He currently also owns the second-longest streak in the arena as the Cats have won 36 straight dating back to the 2013-14 season.

Pack the House

Kentucky has led the nation in average home attendance in 17 of the last 20 seasons, including a Rupp Arena record of 24,110 in John Calipari's first season (2009-10) as head coach.

- Kentucky averaged 23,572 fans during the 2015-16 season, the most since 2011-12
- UK has averaged 23,000 or more fans in five of Calipari's six seasons

The Top-Ranked Team at Home

Kentucky has lost just twice at home as the Associated Press top-ranked team in the history of the program and just once in Rupp Arena. Both losses came by just one point.

The Wildcats are 51-1 all-time as the AP No. 1 team in Rupp Arena since its opening in 1976. The lone loss was to Auburn, 53-52, on Jan. 9, 1988.

Coach Cal in Rupp Arena

It's been downright difficult to beat the Wildcats at Rupp Arena during the John Calipari era. UK is 118-4 (.967) at Rupp Arena under Calipari.

- UK is 16-1 vs. ranked opponents in Rupp in the Calipari era
- The Wildcats are 102-3 vs. unranked teams in Rupp under Calipari
- UK is 62-1 at home vs. nonconference foes under Calipari. The only loss was against Baylor on Dec. 1, 2012
- Calipari notched his 100th career win at Rupp Arena as UK's coach with the Wildcats' 110-75 rout of Auburn on Feb. 21, 2014. It took Calipari just 104 games to reach the century mark at home, the fastest of any UK coach

All-Time Attendance Records in Rupp

No.	Att.	Opponent	Date	Result
1	24,479	Louisville	1/20/10	W, 71-62
2	24,468	N. Carolina	12/5/09	W, 68-66
3	24,465	Florida	2/10/07	L, 64-61
4	24,459	Florida	2/4/03	W, 70-55
5	24,432	Louisville	12/17/05	W, 73-61
6	24,428	Florida	3/7/15	W, 67-50
7	24,425	Florida	2/15/14	L, 69-59
8	24,416	Arkansas	2/28/15	W, 84-67
9	24,412	Louisville	12/26/15	W, 75-73
10	24,411	LSU	2/28/09	L, 73-70

Attendance Records in Rupp 2015-16

No.	Att.	Opponent	Date	Result
1	24,412	Louisville	12/26/15	W, 75-73
2	24,406	Florida	2/6/16	W, 80-61
3	24,399	Ole Miss	1/2/16	W, 83-61
4	24,274	Tennessee	2/18/16	W, 80-70
5	24,262	Alabama	2/23/16	W, 78-53

Records vs. Most Faced Opponents in Rupp Arena Era (1976-Pres.)

Opponent	Times Played	Record	Cal Era
Tennessee	40	36-4	6-0
Florida	40	33-7	6-1
Vanderbilt	38	36-2	6-0
Georgia	38	34-4	6-0
Ole Miss	31	30-1	6-0
Alabama	30	25-5	5-0
LSU	29	24-5	3-0
Auburn	28	26-2	3-0
Miss. St.	28	26-2	4-0
S. Carolina	25	23-2	5-0
Louisville	18	14-4	4-0
Arkansas	14	11-3	3-1
E. Kentucky	10	10-0	2-0
Indiana	9	8-1	1-0
Morehead St.	8	8-0	2-0
N. Carolina	7	5-2	3-0
N. Dame	5	5-0	-
Tenn. Tech	5	5-0	-
Kansas	5	4-1	-

HEAD COACH JOHN CALIPARI

First-Ballot Hall of Famer

Kentucky men's basketball coach John Calipari joined basketball's fraternity of legends in September after being elected to the Naismith Memorial Basketball Hall of Fame on the first ballot.

Calipari joined an elite group of basketball players and coaches in the Naismith Hall of Fame, considered to be one of the ultimate honors in the sport.

Calipari and the Class of 2015, which included Dick Bevetta, Wildcat Louie Dampier, Lindsay Gaze, Tom Heinsohn, John Isaacs, Spencer Haywood, Lisa Leslie, Dikembe Mutombo, George Raveling and JoJo White, were enshrined during Hall of Fame festivities in Springfield, Mass., Sept. 10-11.

Calipari Wins 200th Career Game at UK in Record Time

With a thrilling 75-73 victory over rival Louisville, John Calipari captured his 200th career win at Kentucky faster than any coach in UK history -- and nearly faster than anyone has ever done it at any other school.

Calipari reached the 200-win plateau in his 240th career game at Kentucky. Rick Pitino, previously the fastest to 200 wins at UK prior to Calipari, didn't capture his 200th Wildcat win until his 249th game. The legendary Adolph Rupp reached 200 during his 250th game.

Not only did Calipari reach the 200-win mark in record pace at Kentucky, he also nearly set the all-time Division I mark. With the win over U of L, he became the second-fastest Division I men's basketball coach to reach 200 victories at a single school, behind only LIU-Brooklyn's Clair Bee, who achieved the feat in 231 games.

Calipari is one of just 11 head coaches in Division I men's basketball history with at least 200 victories at two different schools and just the fifth coach at Kentucky to reach the 200-win plateau.

He's currently the only coach in NCAA history with at least 189 victories at three different schools.

Here's a look at some of the more impressive numbers in Calipari's journey to 200 wins:

- UK beat Florida more than anyone else during the first 200 wins, defeating the Gators 11 times
- Likewise, Kentucky beat Louisville (eight times) more than any other nonconference opponent
- Calipari defeated 89 different Division I schools (25.4 percent) of current Division I schools during the run
- A total of 176 wins came with UK ranked in the AP Top 25, and 66 of them were while UK was No. 1

UMass Raises Banner in Calipari's Honor

As part of a 20th anniversary celebration of the UMass men's basketball 1995-96 Final Four team, the UMass Department of Athletics honored John Calipari on Dec. 16 prior to its game against New Orleans by raising a banner into the rafters at the Mullins Center.

Calipari's banner joined the retired jerseys of five all-time Minutemen: George "Trigger" Burkey, Marcus Camby, Julius "Dr. J" Erving, Lou Roe and Al Skinner.

- Calipari began his head coaching career at UMass where he turned the Minutemen into a national powerhouse from 1988-96
- In addition to the 1995-96's team's 35-2 record and the Final Four appearance, Calipari led the Minutemen to the 1991-92 NCAA Sweet 16, the 1992-93 and 1993-94 NCAA second round, and the 1994-95 NCAA Elite Eight. UMass won five straight Atlantic 10 titles during that span as well

Nearly Unanimous

John Calipari collected nearly every major national coach of the year award after guiding the historic 2014-15 Wildcats to a perfect regular season and eventually a fourth Final Four appearance in five seasons. Among the awards Calipari won in 2014-15:

- Associated Press National Coach of the Year
- Naismith National Coach of the Year
- NABC National Coach of the Year
- The Sporting News National Coach of the Year
- Adolph Rupp National Coach of the Year
- SEC Coach of the Year
- 2015 USBWA District IV Coach of the Year

600 On-Court Victories

With a win over No. 5 Kansas on Nov. 18, 2014, John Calipari claimed his 600th on-court victory as a Division I head coach. He became the 13th active Division I coach to achieve the feat.

AHEAD OF THE BARON OF THE BLUEGRASS

- Legendary coach Adolph Rupp won 876 career games while he was the coach of UK. He also led Kentucky to five NCAA titles during his 41-year tenure.
- John Calipari is ahead of the pace with the legend as far as victories to begin his career at UK. Also, Calipari (.822) is tied with Rupp (.822) in total UK career winning percentage.

Coach	Games	Record	Next Game (259th Game)
John Calipari	258	212-46	vs. LSU (March 2, 2016)
Rick Pitino	258	208-50	def. Utah 101-70 (March 21, 1996)
Adolph Rupp	258	205-53	def. Georgia 60-28 (Jan. 18, 1943)
Tubby Smith	258	204-54	def. Tennessee 84-62 (Jan. 25, 2005)
Joe B. Hall	258	195-63	def. Vanderbilt 78-64 (Jan. 24, 1981)

UK VS. AP RANKED FOES

In John Calipari Era (2009-Present)

43-16, 13-5 SEC

at No. 4 Kansas	Jan. 30, 2016	L, 90-84
vs. No. 16 Louisville	Dec. 27, 2015	W, 75-73
vs. No. 5 Duke (Chicago)	Nov. 17, 2015	W, 74-63
vs. No. 3 Wisconsin (NCAA)	April 4, 2015	L, 71-64
vs. No. 8 Notre Dame (NCAA)	March 28, 2015	W, 68-66
vs. No. 20 W. Virginia (NCAA)	March 26, 2015	W, 78-39
vs. No. 18 Arkansas (SECT)	March 15, 2015	W, 78-63
vs. No. 18 Arkansas	Feb. 28, 2015	W, 84-67
at No. 4 Louisville	Dec. 27, 2014	W, 58-50
vs. No. 21 North Carolina	Dec. 13, 2014	W, 84-70
vs. No. 6 Texas	Dec. 5, 2014	W, 63-51
vs. No. 5 Kansas (Indianapolis)	Nov. 18, 2014	W, 72-40
vs. No. 18 UConn (NCAA)	April 7, 2014	L, 60-54
vs. No. 12 Wisconsin (NCAA)	April 5, 2014	W, 74-73
vs. No. 7 Michigan (NCAA)	March 30, 2014	W, 75-72
vs. No. 5 Louisville (NCAA)	March 28, 2014	W, 74-69
vs. No. 2 Wichita St. (NCAA)	March 23, 2014	W, 78-76
vs. No. 1 Florida (Atlanta)	March 16, 2014	L, 61-60
at No. 1 Florida	March 8, 2014	L, 84-65
vs. No. 3 Florida	Feb. 15, 2014	L, 69-59
vs. No. 4 Louisville	Dec. 28, 2013	W, 73-66
at No. 18 North Carolina	Dec. 14, 2013	L, 82-77
vs. No. 20 Baylor (Dallas)	Dec. 6, 2013	L, 67-62
vs. No. 2 Michigan St. (Chicago)	Nov. 12, 2013	L, 78-74
vs. No. 11 Florida	March 9, 2013	W, 61-57
at No. 7 Florida	Feb. 12, 2013	L, 69-52
at No. 16 Ole Miss	Jan. 29, 2013	W, 87-74
at No. 4 Louisville	Dec. 29, 2012	L, 80-77
vs. No. 9 Duke (Atlanta)	Nov. 13, 2012	L, 75-68
vs. No. 6 Kansas (NCAA)	April 2, 2012	W, 67-59
vs. No. 17 Louisville (NCAA)	March 31, 2012	W, 69-61
vs. No. 9 Baylor (NCAA)	March 25, 2012	W, 82-70
vs. No. 16 Indiana (NCAA)	March 23, 2012	W, 87-71
vs. No. 22 Florida	March 10, 2012	W, 74-71
at No. 16 Florida	March 4, 2012	W, 74-59
vs. No. 8 Florida	Feb. 7, 2012	W, 78-58
vs. No. 4 Louisville	Dec. 31, 2011	W, 69-62
vs. No. 5 North Carolina	Dec. 3, 2011	W, 73-72
vs. No. 12 Kansas (New York)	Nov. 15, 2011	W, 75-65
vs. No. 9 UConn (NCAA)	April 2, 2011	L, 56-55
vs. No. 7 N. Carolina (NCAA)	March 27, 2011	W, 76-69
vs. No. 1 Ohio State (NCAA)	March 25, 2011	W, 62-60
vs. No. 22 W. Virginia (NCAA)	March 19, 2011	W, 71-63
vs. No. 12 Florida (Atlanta)	March 13, 2011	W, 70-54
vs. No. 21 Vanderbilt	March 1, 2011	W, 68-66
vs. No. 13 Florida	Feb. 26, 2011	W, 76-68
at No. 21 Vanderbilt	Feb. 12, 2011	L, 81-77
at No. 22 Louisville	Dec. 31, 2010	W, 78-63
vs. No. 23 N. Dame (Louisville)	Dec. 8, 2010	W, 72-58
vs. No. 13 Washington (Maui)	Nov. 23, 2010	W, 74-67
vs. No. 6 W. Virginia (NCAA)	March 27, 2010	L, 73-66
vs. No. 15 Tennessee (Nashville)	March 13, 2010	W, 74-45
at No. 19 Tennessee	Feb. 27, 2010	L, 74-65
at No. 17 Vanderbilt	Feb. 20, 2010	W, 58-56
vs. No. 12 Tennessee	Feb. 13, 2010	W, 73-62
vs. No. 25 Ole Miss	Feb. 2, 2010	W, 85-75
vs. No. 21 Vanderbilt	Jan. 30, 2010	W, 85-72
vs. No. 14 UConn (New York)	Dec. 9, 2009	W, 64-61
vs. No. 10 North Carolina	Dec. 5, 2009	W, 68-66

Calipari's Record at UK vs:

vs. No. 1	1-2
vs. Top 3	2-5
vs. Top 5	9-7
vs. Top 10	17-11
vs. Top 15	26-11
vs. Top 20	34-15
vs. Top 25	43-16
Home	16-1
Away	5-7
Neutral	22-8
SEC Tourney	3-1
NCAA Tourney	13-4

HEAD COACH JOHN CALIPARI

TRACKING UK HEAD COACHES

Coach	First 50 Games	Pct.
Calipari	45-5	.900
Smith	45-5	.900
Rupp	43-7	.860
Sutton	41-9	.820
Hall	32-18	.640
Pitino	31-19	.620

Coach	First 100 Games	Pct.
Rupp	89-11	.890
Calipari	87-13	.870
Smith	80-20	.800
Sutton	77-23	.770
Pitino	73-27	.730
Hall	67-33	.670

Coach	First 150 Games	Pct.
Rupp	129-21	.860
Calipari	124-26	.827
Smith	116-34	.773
Pitino	114-36	.760
Hall	110-40	.733

Coach	First 200 Games	Pct.
Rupp	163-37	.815
Calipari	163-37	.815
Pitino	156-44	.780
Smith	156-44	.780
Hall	149-51	.745

Coach	First 250 Games	Pct.
Calipari	206-44	.824
Pitino	201-49	.804
Rupp	200-50	.800
Smith	197-53	.788
Hall	189-61	.756

Calipari at No. 1

John Calipari is one of just two coaches (Frank McGuire) to lead three programs to a No. 1 ranking. With UK's No. 1 ranking this season, Calipari has guided five of his last seven and six of his last nine teams to the No. 1 ranking (and the eighth time he's done it overall).

When Coach Cal's teams have been at the top, they're been difficult to knock off:

- Calipari is 107-11 (.907) as the top-ranked Associated Press coach in the country
- He's 66-6 (.917) when his team is at the top of the AP Top 25 as UK's head coach
- Calipari tallied a 32-4 mark at UMass when the Minutemen were No. 1 and he was 9-1 at Memphis when he had the Tigers at the pinnacle of the rankings
- Calipari (107) trails only Duke's Mike Krzyzewski (189) in active coaches with victories as the No. 1 head coach

Big-Game Cal

John Calipari's teams aren't just good against the best teams in the country, they're great. Not only does Kentucky have a 43-16 record vs. Associated Press Top 25 teams, UK is 5-2 when both teams are ranked in the AP top five under Calipari.

All-time, Calipari is 11-6 in AP top-five matchups. According to the SEC Network, only four coaches have won more such games.

When both teams are ranked in the AP Top 25, Calipari's all-time record is 66-41, including a 36-13 mark at Kentucky. In AP top-10 matchups he's got a 22-11 mark, including 11-4 at UK.

There's No Place Like Home

Since the 2000 season, John Calipari-coached teams have posted a 271-22 (.925) record at home through Feb. 23. At UK, Coach Cal is 118-4 (.967) in Rupp Arena.

In four of Calipari's six full seasons at Kentucky, the Wildcats have posted an undefeated record at home, including a school-record 19-0 mark during the 2014-15 season.

Calipari owns both of UK's longest winning streaks in the arena. He began his career at UK with a 54-game winning streak at Rupp Arena. It was the longest winning streak since the arena opening in 1976. With a win over Georgia on Feb. 9, 2016, he secured the second-longest streak in the storied building at 34 games.

	Coach	Streak (Yrs)
1.	John Calipari	54 (2010-13)
2.	John Calipari	36 (2014-16)
3.	Rick Pitino	33 (1992-94)
4.	Joe B. Hall	30 (1981-82)
5.	Rick Pitino	27 (1995-97)

Life on the Road Isn't So Bad Either

As good as John Calipari's team's have been at home, they're nearly as good in hostile environments on the road. Dating back to the 2005-06 season, Calipari has recorded a 80-34 (.702) record on the road.

Calipari Unrivaled in Conference

John Calipari has won 13 league championships (including the 2010, 2012 and 2015 SEC championships) six more than the next-closest coach in the SEC (Ben Howland has seven conference titles). Calipari also has 12 conference tournament titles, seven more than his closest competitor (Howland).

He's tallied a 302-91 (.768) all-time record within conference play as a head coach and owns a 95-24 (.798) record since joining the SEC.

Calipari's Undefeated Conference Teams

John Calipari is believed to be one of three coaches, along with Frank McGuire and Jerry Tarkanian, to lead multiple teams to an unblemished mark in multiple Division I conferences. Calipari did so at Memphis in Conference USA and Kentucky in the SEC.

- McGuire led St. John's in the Metro New York ('51, '52), North Carolina in the ACC ('57) and South Carolina in the ACC ('70) to undefeated marks
- Jerry Tarkanian guided Long Beach State in the Pacific Coast Athletics Association ('70, '71) and UNLV in the Big West ('87, '91, '92) to perfect conference seasons

30 is the new 20

With a home win vs. Tennessee on Feb. 18, John Calipari notched his 22nd consecutive season of 20 or more on-court wins as a collegiate head coach. He leads all active coaches with that streak, ahead of Mike Krzyzewski of Duke (20), Bill Self (18) and Jim Boeheim (17).

More impressive, Calipari has nine seasons with 30 or more on-court wins. Only Mike Krzyzewski (13) and Roy Williams (10) have more.

Calipari is the first coach in NCAA Division I history to record five straight on-court 30-win seasons, notching 30 straight in consecutive seasons from 2005-06 to 2009-10.

The Success Rate

John Calipari has graduated 100 percent of the players (14 of 14) who have been eligible to receive their diploma by the end of their senior years and exhausted their athletic eligibility. Of that group, Patrick Patterson, Jarrod Polson and Alex Poythress completed their degrees in three years.

In the NCAA's APR, which measures eligibility, retention and graduation, UK has posted a single-year Academic Progress Rate of 979 or higher in every season under Calipari, including a perfect 1,000 in the last two reports.

CALIPARI AT NO. 1

Record as Associated Press Top-Ranked Coach Since 2009-10

Coach	Schools	Records
1. John Calipari	Kentucky	66-6
2. Bill Self	Kansas	29-5
3. Mike Krzyzewski	Duke	24-4
4. Jim Boeheim	Syracuse	15-4
5. Tom Crean	Indiana	14-3
6. Thad Matta	Ohio State	13-2
7. Sean Miller	Arizona	12-1
8. Billy Donovan	Florida	11-1
9. Tom Izzo	Michigan State	9-2
10. Roy Williams	North Carolina	8-2

Record as Associated Press Top-Ranked Coach (Active)

Coach	Schools	Records
1. Mike Krzyzewski	Duke	189-28
2. John Calipari	UK, Memphis, UMass	107-11
3. Roy Williams	UNC, Kansas	95-18
4. Bill Self	Kansas	31-6
5. Bruce Weber	Illinois	30-2
6. Jim Boeheim	Syracuse	24-5
7. Thad Matta	Ohio State	22-3
8. Bob Huggins	Cincinnati	20-4
9. Tom Crean	Indiana	14-3
10. Sean Miller	Arizona	12-1

*totals through March 1

HEAD COACH JOHN CALIPARI

Kentucky's four-year composite score in the most recent report, which was released in May, was a 995, earning the team an NCAA academic award for finishing in the top 10 percent of Division I men's basketball programs.

Under Calipari, the team has also posted a 3.0 grade-point average or better in seven of the last 10 semesters.

Double-Digit Win Streaks

Kentucky's 38-game winning streak in 2014-15 was historic, but it wasn't completely out of the norm for John Calipari. It was the 17th streak of Calipari's career where his teams have won 10 or more consecutive games during the season, the sixth where they have won 20 or more, the fifth where they have won 25 or more, the first where they have won 30 or more, and the first with 35 or more. Here's a list of all of them:

1. 38 Kentucky, 2014-15
2. 27 Memphis, 2008-09
3. 26 Memphis, 2007-08
26 UMass, 1995-96
5. 25 Memphis, 2006-07
6. 24 Kentucky, 2011-12
7. 19 Kentucky, 2009-10
8. 16 UMass, 1994-95
9. 15 Memphis, 2005-06
10. 14 UMass, 1991-92
11. 12 Memphis, 2007-08
12 Memphis, 2002-03
12 UMass, 1992-93
14. 11 Memphis, 2003-04
15. 10 Memphis, 2001-02
10 UMass, 1993-94
10 Kentucky, 2010-11

Developing Talent

John Calipari hasn't just signed the best talent in the country while he's been at Kentucky; he's been the best at developing that talent and getting it ready for the next level.

Of the 23 top-25 players Kentucky has signed prior to this season (according to Rivals), 19 were drafted and 16 were selected in the first round. Those draft numbers don't include Marcus Lee, Alex Poythress and Kyle Wiltjer, who are currently in college.

But that's only half the story. Calipari's players don't just make it to the pros; they're better prepared than anyone else. The proof is in the numbers.

Over the course of his career, Calipari's nearly 40 NBA pros have made approximately \$1.25 billion in NBA contracts alone, which doesn't include endorsement deals and overseas contracts.

CALIPARI KNOWS DEFENSE

John Calipari's 2014-15 Kentucky Wildcat team was heralded as one of the best defensive teams ever. However, defense has always been a staple of Calipari-coached teams. Dating back to complete NCAA records beginning in 2001-02, Calipari's teams have been among national leaders in several critical defensive categories (rankings through March 1).

Year	FG % Def.	Rebound Margin	Scoring Margin	Blocks
2001-02 (UM)	13th (39.5)	11th (+6.6)	15th (+11.2)	54th (4.4)
2002-03 (UM)	28th (40.6)	44th (+4.1)	32nd (+8.0)	26th (5.1)
2003-04 (UM)	34th (40.5)	58th (+3.4)	48th (+7.1)	20th (5.0)
2004-05 (UM)	4th (38.4)	75th (+2.9)	62nd (+5.9)	13th (5.4)
2005-06 (UM)	2nd (38.0)	9th (+6.7)	5th (+14.6)	8th (6.4)
2006-07 (UM)	12th (39.0)	28th (+5.3)	5th (+5.8)	12th (5.9)
2007-08 (UM)	12th (39.1)	16th (+6.2)	2nd (+18.0)	8th (6.1)
2008-09 (UM)	1st (37.1)	19th (+6.1)	2nd (+16.3)	7th (6.0)
2009-10 (UK)	3rd (37.8)	4th (+8.1)	6th (+14.3)	4th (7.2)
2010-11 (UK)	15th (39.4)	60th (+3.6)	13th (+11.4)	3rd (6.3)
2011-12 (UK)	1st (37.4)	12th (+6.8)	1st (+16.8)	1st (8.6)
2012-13 (UK)	30th (39.2)	48th (+4.3)	48th (+8.2)	3rd (6.6)
2013-14 (UK)	59th (41.1)	2nd (+9.4)	43rd (+8.2)	13th (5.9)
2014-15 (UK)	1st (35.4)	15th (+6.8)	1st (+20.1)	2nd (6.9)
2015-16 (UK)	20th (39.5)	35th (+5.6)	25th (+10.9)	8th (5.8)

RECRUITING TRAIL

The Wildcats have signed more top-25 players over the past seven seasons than any other school under John Calipari's leadership. A quarter of all Rivals' top-10 prospects nationally over the past eight classes have signed with Coach Cal and the Cats.

PLAYER (YEAR)	ESPN	RIVALS	SCOUT MCD	JB
Edrice Adebayo ('16)	6	6	15	Y Y
De'Aaron Fox ('16)	7	5	4	Y Y
Wenyen Gabriel ('16)	23	17	10	
Sacha Killeya-Jones ('16)	31	26	29	Y
Malik Monk ('16)	5	6	6	Y Y
Tai Wynyard ('16)	NR	NR	NR	
Isaiah Briscoe ('15)	13	9	15	Y Y
Isaac Humphries ('15)	49*	35*	50	
Skal Labissiere ('15)	11	4	3	Y
Charles Matthews ('15)	47	57	62	Y
Jamal Murray ('15)	NA^	9	12	
Devin Booker ('14)	18	30	31	Y Y
Trey Lyles ('14)	7	8	8	Y Y
Karl Towns ('14)	6	11	11	Y Y
Tyler Ulis ('14)	33	33	29	Y Y
Aaron Harrison ('13)	9	7	6	Y Y
Andrew Harrison ('13)	5	5	5	Y Y
Dominique Hawkins ('13)	NR	NR	NR	
Dakari Johnson ('13)	7	9	17	Y Y
Marcus Lee ('13)	25	19	24	Y Y
Julius Randle ('13)	3	2	2	Y Y
James Young ('13)	8	11	11	Y Y
Derek Willis ('13)	NR	115	NR	
Archie Goodwin ('12)	15	14	14	Y Y
Willie Cauley-Stein ('12)	40	40	48	
Julius Mays ('12)	NA#	NA#	NA#	
Nerlens Noel ('12)	1	2	1	Y
Alex Poythress ('12)	13	8	7	Y Y
Twany Beckham ('11)	NA#	NA#	NA#	
Anthony Davis ('11)	1	2	1	Y Y
Ryan Harrow ('11)	NA#	NA#	NA#	
M. Kidd-Gilchrist ('11)	4	3	6	Y Y
Marquis Teague ('11)	8	5	8	Y Y
Kyle Wiltjer ('11)	19	22	24	Y Y
Terrence Jones ('10)	9	13	8	Y Y
Enes Kanter ('10)	25	3	3	
Brandon Knight ('10)	4	6	6	Y Y
Doron Lamb ('10)	29	21	28	Y Y
Jarrod Polson ('10)	NA@	NA@	NA@	
Stacey Poole, Jr. ('10)	51	33	67	
Eloy Vargas ('10)	NA	NA	NA	
Eric Bledsoe ('09)	NR	23	37	
DeMarcus Cousins ('09)	4	2	3	Y Y
Darnell Dodson ('09)	NA#	NA#	NA#	
Jon Hood ('09)	92	40	46	
Daniel Orton ('09)	13	22	17	Y
John Wall ('09)	5	1	2	Y
Top-10 Players	18	20	17	
Top-15 Players	21	24	24	
Top-25 Players	28	30	28	
Top-50 Players	34	37	35	
McDonald's All-American		25		
Jordan Brand Classic Participants		29		

* - ranking according to the 2016 class

^ - reclassified after final rankings were released

- transfer

@ - joined team as walk-on

HEAD COACH JOHN CALIPARI

UK HONORS UNDER CALIPARI

National Player of the Year

John Wall (2010)	Adolph Rupp
Anthony Davis (2012)	Adolph Rupp, AP, BasketballTimes, Naismith, USBWA, Wooden Award

National Freshman of the Year

John Wall (2010)	USBWA
Anthony Davis (2012)	USBWA

All-America Honors

D. Cousins (2010)	AP - 1st, NABC - 2nd, USBWA - 2nd, SN - 2nd
John Wall (2010)	AP - 1st, NABC - 1st, USBWA - 1st, SN - 1st
Anthony Davis (2012)	AP - 1st, USBWA - 1st, NABC - 1st, SN - 1st
M. Kidd-Gilchrist (2012)	AP - 3rd, USBWA - 2nd, NABC - 3rd, SN - 2nd
Julius Randle (2014)	NABC - 3rd
W. Cauley-Stein (2015)	NABC - 1st, USBWA - 1st, SN - 1st
K. Towns (2015)	SN - 3rd

SEC Player of the Year

John Wall	2010 (AP, Coaches)
Anthony Davis	2012 (AP, Coaches)

SEC Defensive Player of the Year

Anthony Davis	2012 (Coaches)
Nerlens Noel	2013 (Coaches)
Willie Cauley-Stein	2015 (Coaches)

SEC Freshman of the Year

DeMarcus Cousins	2010 (Coaches)
John Wall	2010 (AP)
Terrence Jones	2011 (Coaches/AP)
Anthony Davis	2012 (Coaches/AP)
Nerlens Noel	2013 (Coaches/AP)
Julius Randle	2014 (Coaches/AP)
Karl-Anthony Towns	2015 (Coaches/AP)

SEC Sixth Man of the Year

Darius Miller	2012 (Coaches)
Kyle Wiltjer	2013 (Coaches)
Devin Booker	2015 (Coaches)

All-SEC

D. Cousins (2010)	1st (Coaches/AP)
P. Patterson (2010)	1st (Coaches)/2nd (AP)
John Wall (2010)	1st (Coaches/AP)
Terrence Jones (2011)	1st (Coaches/AP)
Brandon Knight (2011)	1st (Coaches)/2nd (AP)
Anthony Davis (2012)	1st (Coaches/AP)
M. Kidd-Gilchrist (2012)	1st (Coaches/AP)
Terrence Jones (2012)	2nd (Coaches/AP)
Doron Lamb (2012)	2nd (Coaches)
Nerlens Noel (2013)	1st (Coaches/AP)
Julius Randle (2014)	1st (Coaches/AP)
James Young (2014)	2nd (Coaches)
Devin Booker (2015)	2nd (Coaches)
W. Cauley-Stein (2015)	1st (Coaches/AP)
Aaron Harrison (2015)	2nd (Coaches/AP)
K. Towns (2015)	1st (Coaches/AP)

All-SEC Defensive Team

Patrick Patterson	2010
DeAndre Liggins	2011
Anthony Davis	2012
Michael Kidd-Gilchrist	2012
Nerlens Noel	2013
Willie Cauley-Stein	2013
Willie Cauley-Stein	2015

Coaches' All-SEC Freshman Team

Eric Bledsoe	2010
DeMarcus Cousins	2010
John Wall	2010
Brandon Knight	2011
Terrence Jones	2011
Doron Lamb	2011
Anthony Davis	2012
Michael Kidd-Gilchrist	2012
Willie Cauley-Stein	2013
Archie Goodwin	2013
Nerlens Noel	2013
Alex Poythress	2013
Julius Randle	2014
James Young	2014
Devin Booker	2015
Trey Lyles	2015
Karl-Anthony Towns	2015
Tyler Ulis	2015

NCAA Final Four Team

Anthony Davis (MVP)	2012
Michael Kidd-Gilchrist	2012
Doron Lamb	2012
Julius Randle	2014
James Young	2014

NCAA Regional Tournament Honors

DeMarcus Cousins	2010
John Wall	2010
Josh Harrellson	2011
Brandon Knight (MVP)	2011
DeAndre Liggins	2011
M. Kidd Gilchrist (MVP)	2012
Anthony Davis	2012
Doron Lamb	2012
Aaron Harrison	2014
Marcus Lee	2014
Julius Randle (MVP)	2014
Willie Cauley-Stein	2015
Andrew Harrison	2015
K. Towns (MVP)	2015

CoSIDA Academic All-America

Alex Poythress (2nd)	2016
----------------------	------

Calipari's Draft Picks

In 23 seasons as a head coach, John Calipari has coached 36 NBA Draft picks, including 25 first-round selections, with 14 of those going in the top 10. He's had four players draft No. 1 overall, twice as many as any other coach, and two or more players selected in eight consecutive NBA drafts, dating back to 2008 with Memphis.

PLAYER (SCHOOL)	ROUND	OVERALL	YEAR
Eric Bledsoe (UK)	First	18th	2010
Devin Booker (UK)	First	13th	2015
Antonio Burks (MEM)	Second	36th	2004
Marcus Camby (UMASS)	First	2nd	1996
Rodney Carney (MEM)	First	16th	2006
DeMarcus Cousins (UK)	First	5th	2010
Willie Cauley-Stein (UK)	First	6th	2015
Anthony Davis (UK)	First	1st	2012
Joey Dorsey (MEM)	Second	33rd	2008
Chris Douglas-Roberts (MEM)	Second	40th	2008
Robert Dozier (MEM)	Second	60th	2009
Tyreke Evans (MEM)	First	4th	2009
Archie Goodwin (UK)	First	29th	2013
Josh Harrellson (UK)	Second	45th	2011
Andrew Harrison (UK)	First	44th	2015
Dakari Johnson (UK)	First	48th	2015
Terrence Jones (UK)	First	18th	2012
Enes Kanter (UK)	First	3rd	2011
Michael Kidd-Gilchrist (UK)	First	2nd	2012
Brandon Knight (UK)	First	8th	2011
Doron Lamb (UK)	Second	42nd	2012
DeAndre Liggins (UK)	Second	53rd	2011
Trey Lyles (UK)	First	12th	2015
Darius Miller (UK)	Second	46th	2012
Nerlens Noel (UK)	First	6th	2013
Daniel Orton (UK)	First	29th	2010
Patrick Patterson (UK)	First	14th	2010
Julius Randle (UK)	First	7th	2014
Lou Roe (UMASS)	Second	30th	1995
Derrick Rose (MEM)	First	1st	2008
Marquis Teague (UK)	First	29th	2012
Karl-Anthony Towns (UK)	First	1st	2015
Dajuan Wagner (MEM)	First	6th	2002
John Wall (UK)	First	1st	2010
Shawne Williams (MEM)	First	17th	2006
James Young (UK)	First	17th	2014

HEAD COACH JOHN CALIPARI



A “players-first” coach with a penchant for helping people reach their dreams, John Calipari, a Naismith Memorial Basketball Hall of Famer, has guided six teams to the Final Four, led one to a national championship and helped 38 players make it to the NBA during his 23-year college coaching career.

Calipari guided Kentucky to its eighth national championship and his first national title in 2012. In becoming only the second coach in NCAA history to lead three different schools to the Final Four, he has racked up over 600 victories, 16 NCAA Tournament appearances, six Final Fours and numerous national coach of the year honors.

In 2015, Coach Cal led college basketball’s first ever 38-0 team, and became one of just three coaches to make four Final Fours in a five-year span. At the end of the season, Calipari became the 96th coach to join the Naismith Memorial Basketball Hall of Fame.

While building a program out of obscurity at Massachusetts, laying the foundation at Memphis and restoring luster at the sport’s greatest program at Kentucky, he has totaled the second-most wins in NCAA history in the first 20 years of a college coaching career.

Quite honestly, though, Calipari’s on-court success overshadows a much more significant picture.

In his goal to lead a players-first program, he has helped 38 players realize their dreams and guide them to the NBA, including a record five first-round draft picks in 2010. Two years later, six Wildcats heard their names called at the 2012 draft, the most in the two-round draft era. UK, with Calipari’s help, would tie those six picks again in 2015, including a record-tying four lottery selections. His four No. 1 overall picks are twice as many as any other coach, and he’s had 25 players drafted during his six years at Kentucky, including 19 first-round picks.

Much like he did at UMass, where his players graduated at nearly 80 percent, Calipari has stressed academics. Fifteen of his last 18 seniors at Memphis earned their bachelor’s degrees, and all 14 players at UK who were eligible to graduate by the end of their senior years walked away with a diploma in hand, including three players who earned their degree in just three years. The Wildcats posted a 3.11 grade-point average for the 2014 fall semester, the seventh time in the last eight semesters they earned a 3.0 GPA or better.

His foundation, The Calipari Foundation, has raised millions of dollars to help the lives of those in need in the Commonwealth and across the country. In 2010, he used a telethon to raise more than \$1 million for victims of the devastating earthquake in Haiti, and he organized another one in 2012 for victims of Superstorm Sandy. A year after helping raise \$350,000 for charity during the inaugural UK alumni weekend, Calipari was the driving force behind the more than \$1 million that was donated to local and national organizations during the second annual alumni weekend, and then \$1.5 million in 2015.

Author of the New York Times Best Seller “Players First: Coaching from the Inside Out” and “Bounce Back: Overcoming Setbacks to Succeed in Business and in Life,” Calipari is a master of communication and maximizing talent. He lives by the motto that “it’s never a matter of how far you have fallen, but instead it’s about how high you bounce back.”



BIOGRAPHICAL INFORMATION

Date of Birth: Feb. 10, 1959 | **Wife:** Ellen
Children: Erin Sue, Megan Rae, Bradley Vincent

Education

Clarion State (1982)

Head Coaching Experience

University of Massachusetts (1989-96)

New Jersey Nets (NBA) (1997-99)

University of Memphis (2001-09)

University of Kentucky (2010-present)

COACHING AWARDS

- 2015 Naismith Memorial Basketball Hall of Fame Inductee
- 2015 AP National Coach of the Year
- 2015 Naismith National Coach of the Year
- 2015 NABC National Coach of the Year
- 2015 The Sporting News National Coach of the Year
- 2015 Adolph Rupp National Coach of the Year
- 2015 SEC Coach of the Year (AP/Coaches)
- 2015 USBWA District IV Coach of the Year
- 2012 Nell & John Wooden Coach of the Year Leadership Award
- 2012 Naismith National Coach of the Year Finalist
- 2012 SEC Coach of the Year (AP/Coaches)
- 2010 Adolph Rupp National Coach of the Year
- 2010 Naismith National Coach of the Year Finalist
- 2010 SEC Coach of the Year (AP)
- 2010 *Sporting News* SEC Coach of the Year
- 2010 Yahoo! Sports SEC Coach of the Year
- 2010 USBWA District IV Coach of the Year
- 2009 NABC National Co-Coach of the Year
- 2009 *Sports Illustrated* National Coach of the Year
- 2009 Phelan National Coach of the Year
- 2009 Iba National Coach of the Year Finalist
- 2009 C-USA Coach of the Year
- 2008 Naismith National Coach of the Year
- 2008 C-USA Coach of the Year
- 2008 Iba National Coach of the Year Finalist
- 2008 Phelan National Coach of the Year Finalist
- 2007 Phelan National Coach of the Year Finalist
- 2007 USBWA District IV Coach of the Year
- 2007 *Basketball Times* South Region Coach of the Year
- 2006 C-USA Coach of the Year
- 2004 NABC District 7 Coach of the Year
- 1996 Naismith National Coach of the Year
- 1996 NABC National Coach of the Year
- 1996 *The Sporting News* National Coach of the Year
- 1996 Atlantic 10 Coach of the Year
- 1995 Naismith National Coach of the Year Finalist
- 1994 Naismith National Coach of the Year Finalist
- 1994 Atlantic 10 Coach of the Year
- 1993 USBWA District I Coach of the Year
- 1993 Atlantic 10 Coach of the Year
- 1992 Eastern Basketball Coach of the Year

HEAD COACH JOHN CALIPARI

CAL IN CONFERENCE

SEC COACHES	CONFERENCE	Tournament	Conference
	CHAMPIONSHIPS	Championships	Coach of the Year
Avery Johnson, Alabama	0	0	0
Mike Anderson, Arkansas	1	1	1
Bruce Pearl, Auburn	7	2	7
Michael White, Florida	3	0	2
Mark Fox, Georgia	4	0	3
John Calipari, Kentucky	13	12	9
Johnny Jones, LSU	1	2	0
Kim Anderson, Missouri	6	4	2
Andy Kennedy, Ole Miss	0	1	2
Ben Howland, Mississippi State	7	5	3
Frank Martin, South Carolina	0	0	1
Rick Barnes, Tennessee	3	1	5
Billy Kennedy, Texas A&M	4	2	3
Kevin Stallings, Vanderbilt	2	3	3
TOTALS	51	33	41

NCAA DIVISION I ACTIVE WINNINGEST COACHES

(On-Court By Percentage - Min. 10 yrs. at Division I level)

NO.	COACH/TEAM	YRS.	PCT.
1.	Mark Few/Gonzaga	16	.810
2.	Roy Williams/UNC	27	.788
3.	John Calipari/Kentucky	23	.781
4.	Mike Krzyzewski/Duke	40	.767
5.	Bo Ryan/Wisconsin	31	.764

*numbers going into the 2015-16 season

SINCE 2005-06 ...

Since the 2005-06 season, John Calipari's on-court record ranks him as the winningest coach. Totals through March 1.

COACH	RECORD
1. John Calipari	349-60
2. Bill Self	331-66
3. Mike Krzyzewski	319-72
4. Roy Williams	304-92
5. Mark Few	302-73

MISCELLANEOUS ON-COURT RECORDS

Overall Record:657-186 (.779)
 March/April Record:140-40 (.778)
 NCAA Record:47-15 (.771)
 Record in Conference Games:302-91 (.768)
 Record in Conference Tournament:47-12 (.797)

- Calipari owns the most single-season wins with 38, tying his own record (Memphis in '08 and UK in '12) in 2016 with 38 wins
- Calipari is one of two coaches (Roy Williams) in NCAA Division I history to have 400 or more wins in the first 16 years as a head coach. Calipari had 416 wins in his first 16 years
- Calipari is the winningest coach in NCAA Division I history for a five-year span with 173 victories (2008-12)
- Calipari is the first coach in NCAA Division I history to record five straight on-court 30-win seasons. Memphis hit the 30-win plateau from 2006-09
- Calipari is one of only two coaches (Rick Pitino) to lead three different schools to a Final Four
- Calipari is one of only three coaches (John Wooden, Mike Krzyzewski) to go to four Final Fours in five seasons
- Calipari started with a 54-0 record in Rupp Arena as head coach of the Wildcats
- Calipari has 25 players that have been chosen in the NBA Draft (19 first-round picks) over the last six seasons
- Calipari has more wins (327) in a 10-year period (2006-15) than any other coach in college basketball history

CALIPARI VS. ALL OPPONENTS

Alabama 10-3	George Mason 1-0	Missouri 6-2	Southern Cal 3-0
Albany 1-0	Georgetown 2-1	Montana State 1-0	Southern Miss 15-4
Arizona 1-1	George Washington 8-9	Morehead State 2-0	Southwest Texas St. 1-0
Arizona State 0-1	Georgia 10-2	Murray State 1-0	St. Bonaventure 17-1
Arkansas 8-6	Georgia Tech 1-1	Nevada 1-0	St. John's 1-0
Arkansas-Little Rock 3-0	Gonzaga 4-0	New Hampshire 5-0	St. Joseph's 15-5
Arkansas-Pine Bluff 1-0	Grand Canyon 1-0	NJIT 1-0	St. Mary's 1-0
Arkansas State 4-0	Hampton 1-0	New Mexico 1-0	St. Peter's 1-0
Auburn 8-1	Hartford 2-0	New Orleans 1-0	Stanford 3-2
Austin Peay 6-1	Harvard 1-0	North Carolina 5-2	Syracuse 3-2
Baylor 1-2	Holy Cross 4-1	North Carolina State 1-0	TCU 5-1
Belmont 2-0	Houston 17-3	North Texas 1-0	Temple 13-11
Boise State 1-0	Howard 1-0	Northeastern 2-1	Tennessee 13-6
Boston University 7-1	Illinois 1-1	Northern Kentucky 1-0	Tennessee Martin 4-0
Boston College 2-0	Illinois State 1-0	Northwestern State 2-0	Tennessee Tech 1-0
Bradley 1-0	Indiana 3-1	Notre Dame 2-1	Texas 2-2
Bucknell 1-0	Iowa 0-1	Oakland 1-0	Texas A&M 4-2
Buffalo 2-0	Iowa State 2-0	Ohio State 1-2	Texas Arlington 3-0
BYU 1-0	Jackson State 2-0	Oklahoma 4-1	Towson State 1-0
Cal State Northridge 1-0	Kansas 3-4	Oklahoma State 0-2	Tulane 15-0
Central Conn. St. 2-0	Kansas State 2-0	Old Dominion 2-0	Tulsa 11-1
Charlotte 2-3	Keene State 1-0	Oral Roberts 1-0	UAB 14-3
Chattanooga 2-0	Kentucky 2-4	Oregon State 1-0	UCF 6-0
Christian Brothers 2-0	Lafayette (Pa.) 1-0	Pennsylvania 3-0	UCLA 3-2
Cincinnati 6-7	Lamar 4-0	Penn State 4-4	UNC Asheville 2-0
Cleveland State 3-0	LaSalle 3-0	Pepperdine 1-0	UNC Greensboro 1-0
Coastal Carolina 1-0	LIU-Brooklyn 1-0	Pittsburgh 2-1	UNC Wilmington 1-0
Colorado 1-1	Lipscomb 1-0	Portland 3-0	USF 9-1
Colorado State 1-1	Long Beach State 1-0	Princeton 2-0	Utah 1-1
Columbia 1-0	Louisiana-Lafayette 2-0	Providence 3-1	UTEP 6-0
Connecticut 2-5	Louisiana Tech 1-1	Purdue 2-1	Vanderbilt 11-4
Coppin State 1-0	Louisville 14-6	Radford 1-0	Vermont 2-0
Cornell 1-0	LSU 8-2	Rhode Island 16-2	Villanova 2-0
Dartmouth 1-0	Loyola 1-0	Rice 4-0	Virginia 0-1
Dayton 1-0	Lowell 2-1	Richmond 1-0	Virginia Tech 2-0
DePaul 4-2	Manhattan 2-0	Rider 1-0	Wake Forest 2-1
Detroit 1-0	Marist 2-0	Robert Morris 2-1	Washington 1-0
Drexel 2-0	Marshall 6-0	Rutgers 11-4	Western Kentucky 2-0
Duke 1-2	Marquette 3-1	Saint Louis 4-3	West Virginia 12-7
Duquesne 11-4	Maryland 5-3	Sam Houston State 1-0	Wichita State 1-0
East Carolina 7-0	Massachusetts 1-0	Samford 3-0	Winthrop 2-0
East Tennessee State ... 3-0	Memphis 1-0	Santa Clara 1-0	Wisconsin 1-1
Eastern Kentucky 3-0	Miami (Fla.) 0-1	Savannah State 1-0	Wisconsin-Milwaukee . . 1-0
Eastern Michigan 2-0	Miami (Ohio) 2-0	Seton Hall 1-0	Wofford 1-0
Fairfield 1-0	Michigan 1-0	Siena 4-0	Wright State 1-0
Florida 14-5	Michigan State 1-1	SMU 8-0	Xavier 2-2
Florida State 1-1	Middle Tennessee 3-0	South Carolina 11-2	Yale 1-0
Florida Tech 0-1	Mississippi 12-4	South Connecticut 1-0	
Fordham 5-0	Mississippi State 9-0	South Florida 1-0	
Furman 1-0	Mississippi Valley St. 1-0	S. Louisiana 1-0	

CALIPARI ERA SINGLE-GAME INDIVIDUAL RECORDS

MOST POINTS

Pts.	Player vs. Opponent	Date
35	Terrence Jones vs. Auburn	1-11-11
35	Jamal Murray vs. Florida	2-6-16
33	Jamal Murray vs. Ohio St.	12-19-15
33	Jamal Murray at Vanderbilt	2-27-16
32	Doron Lamb vs. Winthrop	12-22-10
30	Brandon Knight vs. W. Va.	3-19-11
29	Eric Bledsoe vs. ETSU	3-18-10
29	Terrence Jones vs. Oklahoma	11-22-10
29	Julius Randle vs. Belmont	12-21-13
28	Anthony Davis vs. Vanderbilt	2-25-12
28	Archie Goodwin vs. Morehead St.	11-21-12
28	Aaron Harrison vs. Robert Morris	11-17-13
28	Jamal Murray vs. Tennessee	2-18-16
27	DeMarcus Cousins at S. Carolina	1-26-10
27	DeMarcus Cousins vs. S. Houston	11-19-09
27	Anthony Davis vs. Arkansas	1-17-12
27	Terrence Jones at LSU	1-28-12
27	Terrence Jones vs. Notre Dame	12-8-10
27	Julius Randle vs. Michigan St.	11-12-13
27	Tyler Ulis at South Carolina	2-13-16
26	Aaron Harrison vs. Ole Miss	1-6-15
26	Andrew Harrison vs. Tennessee	1-18-14
26	Brandon Knight at Arkansas	2-23-11
26	Doron Lamb vs. Samford	12-20-11
26	Doron Lamb vs. Penn State	11-19-11
26	Kyle Wiltjer at Ole Miss	1-29-13
26	James Young vs. UT Arlington	11-19-13
26	James Young vs. Miss. St.	1-8-14
26	Skal Labissiere vs. Albany	11-14-15
26	Tyler Ulis at Kansas	1-30-16
26	Jamal Murray at South Carolina	2-13-16

Active: 35, Jamal Murray vs. Florida (2-6-16)
SEC: 35, Jamal Murray vs. Florida (2-6-16)
Postseason: 30, Brandon Knight vs. WVU (3-19-11)
SEC Tourney: 23, John Wall vs. Alabama (3-12-10)
NCAA Tourney: 30, Brandon Knight vs. WVU (3-19-11)
Rupp Arena: 35, Jamal Murray vs. Florida (2-6-16)
On the Road: 33, Jamal Murray at Vanderbilt (2-27-16)
SEC Road: 33, Jamal Murray at Vanderbilt (2-27-16)
Ranked Opp.: 30, Brandon Knight vs. West Virginia (3-19-11)
Freshman: 35, Jamal Murray vs. Florida (2-6-16)
Sophomore: 27, Tyler Ulis at South Carolina (2-13-16)
Junior: 24, Darius Miller vs. Florida (2-26-11)
Senior: 25, Alex Poythress at Alabama (1-9-16)
Opener: 25, Terrence Jones vs. ETSU (11-12-10)
SEC Opener: 26, Aaron Harrison vs. Ole Miss (1-6-15)
***In some cases, the most recent occurrence is listed*

MOST POINTS IN AN SEC GAME

Pts.	Player vs. Opponent	Date
35	Terrence Jones vs. Auburn	1-11-11
35	Jamal Murray vs. Florida	2-6-16
28	Anthony Davis vs. Vanderbilt	2-25-12
28	Jamal Murray vs. Tennessee	2-18-16
27	DeMarcus Cousins at S. Carolina	1-26-10
27	Anthony Davis vs. Arkansas	1-17-12
27	Terrence Jones at LSU	1-28-12
27	Tyler Ulis at South Carolina	2-13-16
26	Aaron Harrison vs. Ole Miss	1-6-15
26	Andrew Harrison vs. Tennessee	1-18-14
26	Brandon Knight at Arkansas	2-23-11
26	Kyle Wiltjer at Ole Miss	1-29-13
26	James Young vs. Miss. State	1-8-14
26	Jamal Murray at South Carolina	2-13-16
25	Alex Poythress at Alabama	1-9-16
25	Derek Willis vs. Tennessee	2-18-16
25	Eric Bledsoe at Florida	1-12-10
25	Terrence Jones at Vanderbilt	2-12-11
25	Julius Randle at Ole Miss	2-18-14
25	Eric Bledsoe at Florida	1-12-10
25	Terrence Jones at Vanderbilt	2-12-11
25	Julius Randle at Ole Miss	2-18-14

MOST POINTS IN A HALF

Pts.	Player vs. Opponent	Date
27	Jamal Murray² vs. Ohio State	12-19-15
23	Julius Randle ² vs. Mich. State	11-12-13
22	Eric Bledsoe ² vs. Morehead St.	11-13-09
22	Terrence Jones ² vs. Auburn	1-11-11
21	Jamal Murray¹ at Vanderbilt	2-27-17
20	DeMarcus Cousins ² vs. Asheville	11-30-09
20	Terrence Jones ² at Georgia	1-8-11
20	Jamal Murray¹ vs. Florida	2-6-16
19	Archie Goodwin ² at Louisville	12-29-12
19	Aaron Harrison ¹ vs. R. Morris	11-17-13
19	John Wall ² vs. UConn	12-9-09
18	DeMarcus Cousins ¹ vs. Sam Houston	11-19-09

18	Anthony Davis ² vs. Louisville	12-31-11
18	Anthony Davis ¹ at S. Carolina	2-4-12
18	Josh Harrellson ² at Louisville	12-31-10
18	Aaron Harrison ² vs. Belmont	12-21-13
18	Aaron Harrison ² at Florida	2-7-15
18	Kyle Wiltjer ² vs. Loyola	12-22-11
18	Skal Labissiere¹ vs. Albany	11-14-15
18	Jamal Murray² at Florida	3-1-16

¹ - First Half; ² - Second Half

MOST POINTS OFF THE BENCH

Pts.	Player vs. Opponent	Date
35	Terrence Jones vs. Auburn	1-11-11
32	Doron Lamb vs. Winthrop	12-22-10
26	Kyle Wiltjer at Ole Miss	1-29-13
24	Doron Lamb at North Carolina	12-4-10
24	Kyle Wiltjer vs. Loyola	12-22-11
23	Kyle Wiltjer vs. Lipscomb	12-15-12

MOST 3-POINTERS MADE

3's	Player vs. Opponent	Date
8	Eric Bledsoe vs. ETSU	3-18-10
8	Jamal Murray vs. Florida	2-6-16
7	Jamal Murray vs. Ohio St.	12-19-15
7	Derek Willis vs. Tennessee	2-18-16
7	Doron Lamb vs. Winthrop	12-22-10
7	Kyle Wiltjer vs. Lipscomb	12-15-12
7	Kyle Wiltjer vs. Lafayette	11-16-12

MOST FREE THROWS

FTs	Player vs. Opponent	Date
14	Tyler Ulis at Arkansas	1-21-16
13	Julius Randle vs. Belmont	12-21-13
13	Julius Randle at Ole Miss	2-18-14
12	Anthony Davis vs. Louisville	12-31-11
12	Archie Goodwin vs. Morehead St.	11-21-12
12	Archie Goodwin at Ole Miss	1-29-13
12	Dakari Johnson vs. UT Arlington	11-25-14
12	Tyler Ulis at Tennessee	2-2-16

MOST REBOUNDS

Rebs	Player vs. Opponent	Date
19	Michael Kidd-Gilchrist vs. Louisville	12-31-11
18	DeMarcus Cousins vs. S. Houston	11-19-09
18	DeMarcus Cousins vs. Louisville	1-2-10
18	Anthony Davis vs. Chattanooga	12-17-11
18	Patrick Patterson vs. Rider	11-21-09
17	Terrence Jones at Washington	11-23-10
17	Terrence Jones vs. N. Dame	12-8-10
16	Anthony Davis vs. Kansas	4-2-12
16	Anthony Davis vs. UALR	1-3-12
16	Nerlens Noel vs. Baylor	12-1-12
16	Julius Randle vs. UNC Asheville	11-8-13
16	Julius Randle vs. LSU	3-14-14
15	DeMarcus Cousins vs. Tennessee	3-13-10
15	Anthony Davis vs. St. John's	12-1-11
15	Terrence Jones vs. UConn	4-2-11
15	Julius Randle vs. R. Morris	11-17-13
15	Julius Randle vs. Cleveland St.	11-25-13
15	Julius Randle vs. LSU	2-22-14
15	Julius Randle at S. Carolina	3-1-14
15	Julius Randle vs. Kansas State	3-21-14

Active: 13, Alex Poythress vs. Eastern Kentucky, 12-9-15
SEC: 15, Julius Randle vs. LSU, 2-22-14
Postseason: 16, Julius Randle vs. LSU, 3-14-14
SEC Tourney: 16, Julius Randle vs. LSU, 3-14-14
NCAA Tourney: 16, Anthony Davis vs. Kansas, 4-2-12
Rupp Arena: 19, Michael Kidd-Gilchrist vs. Louisville, 12-31-11
On the Road: 17, Terrence Jones at Washington, 11-23-10
SEC Road: 15, Julius Randle at S. Carolina, 3-1-14
Ranked Opp.: 19, Michael Kidd-Gilchrist vs. Louisville, 12-31-11
Freshman: 19, Michael Kidd-Gilchrist vs. Louisville, 12-31-11
Sophomore: 13, Dakari Johnson vs. G. Canyon, 11-14-14
Junior: 18, Patrick Patterson vs. Rider, 11-21-09
Senior: 14, Josh Harrellson at Arkansas, 2-23-11
Opener: 16, Julius Randle vs. UNC Ash., 11-8-13
SEC Opener: 12, Willie Cauley-Stein vs. Ole Miss, 1-6-15)
***In some cases, the most recent occurrence is listed*

MOST OFFENSIVE REBOUNDS

Rebs	Player vs. Opponent	Date
9	Willie Cauley-Stein vs. Arkansas	2-27-14
9	DeMarcus Cousins vs. Ole Miss	2-2-10
9	Patrick Patterson vs. Rider	11-21-09
8	DeMarcus Cousins vs. S. Houston	11-19-09
8	DeMarcus Cousins vs. Vanderbilt	1-30-10
8	Dakari Johnson vs. G. Canyon	11-14-14
8	Patrick Patterson at Indiana	12-12-09

CALIPARI ERA SINGLE-GAME INDIVIDUAL RECORDS

MOST DEFENSIVE REBOUNDS

Rebs	Player vs. Opponent	Date
15	Terrence Jones vs. Notre Dame	12-8-10
14	DeMarcus Cousins vs. Louisville	1-2-10
13	Anthony Davis vs. Chattanooga	12-17-11
13	Anthony Davis vs. LSU	3-9-12
13	Michael Kidd-Gilchrist vs. Louisville	12-31-11
13	Terrence Jones vs. Washington	11-23-10
12	Anthony Davis vs. UALR	1-3-12
12	Anthony Davis vs. Louisville	3-31-12
12	Anthony Davis vs. Kansas	4-2-12
12	Julius Randle vs. Kansas State	3-21-14
12	Karl-Anthony Towns vs. Georgia	2-3-15

MOST ASSISTS

Assts.	Player vs. Opponent	Date
16	John Wall vs. Hartford	12-29-09
14	John Wall vs. UNC Asheville	11-30-09
12	Tyler Ulis at South Carolina	2-13-16
11	John Wall vs. Rider	11-21-09
11	John Wall vs. E. Tennessee St.	3-18-10
11	Tyler Ulis vs. Florida	2-6-16
11	Tyler Ulis at Texas A&M	2-20-16
11	Tyler Ulis at Vanderbilt	3-1-16
10	Julius Mays vs. Lafayette	11-16-12
10	Marquis Teague vs. Florida	2-7-12
10	Tyler Ulis vs. Ole Miss	1-2-16
10	Tyler Ulis vs. Alabama	2-23-16
9	Archie Goodwin vs. LIU-Brook.	11-23-12
9	Andrew Harrison vs. Georgia	3-15-14
9	Andrew Harrison vs. Auburn	2-21-15
9	Brandon Knight vs. S. Carolina	2-19-11
9	DeAndre Liggins vs. Winthrop	12-22-10
9	Marquis Teague vs. Arkansas	1-17-12
9	Tyler Ulis at UCLA	12-3-15
9	Tyler Ulis vs. Tennessee	2-18-16
9	John Wall vs. Vanderbilt	1-30-10
9	John Wall vs. Tennessee	3-13-10
9	John Wall vs. Mississippi St.	3-14-10

Active: 12, Tyler Ulis at South Carolina, 2-13-16
SEC: 12, Tyler Ulis at South Carolina, 2-13-16
Postseason: 11, John Wall vs. E. Tennessee St., 3-18-10
SEC Tourney: 9, Andrew Harrison vs. Georgia, 3-15-14
NCAA Tourney: 11, John Wall vs. E. Tenn. St., 3-18-10
Rupp Arena: 16, John Wall vs. Hartford, 12-29-09
On the Road: 12, Tyler Ulis at South Carolina, 2-13-16
SEC Road: 12, Tyler Ulis at South Carolina, 2-13-16
Ranked Opp.: 8, Tyler Ulis at Kansas, 1-30-16
Freshman: 16, John Wall vs. Hartford, 12-29-09
Sophomore: 12, Tyler Ulis at South Carolina, 2-13-16
Junior: 9, DeAndre Liggins vs. Winthrop, 12-22-10
Senior: 10, Julius Mays vs. Lafayette, 11-16-12
Opener: 8, Jamal Murray, vs. Albany, 11-13-15
SEC Opener: 10, Tyler Ulis vs. Ole Miss, 1-2-16

***In some cases, the most recent occurrence is listed*

MOST POINTS-REBOUNDS-ASSISTS

P-R-A	Player vs. Opponent	Date
47 (27-17-3)	Terrence Jones vs. Notre Dame	12-8-10
45 (27-18-0)	DeMarcus Cousins vs. Sam Houston	11-19-09
45 (29-13-3)	Terrence Jones vs. Oklahoma	11-22-10
44 (24-19-1)	Michael Kidd-Gilchrist vs. Louisville	12-31-11
42 (35-8-0)	Terrence Jones vs. Auburn	1-11-11
43 (33-9-1)	Jamal Murray at Vanderbilt	2-27-16
42 (35-6-1)	Jamal Murray vs. Florida	2-6-16
41 (27-14-0)	Anthony Davis vs. Arkansas	1-17-12
41 (27-13-1)	Julius Randle vs. Michigan State	11-12-13
41 (26-10-5)	James Young vs. Mississippi State	1-8-14
40 (22-9-9)	Archie Goodwin vs. LIU-Brooklyn	11-23-12
40 (23-16-1)	Julius Randle vs. UNC Asheville	11-8-13
39 (28-9-2)	Jamal Murray vs. Tennessee	2-18-16
39 (27-0-12)	Tyler Ulis at South Carolina	2-13-16
39 (27-12-0)	DeMarcus Cousins at South Carolina	1-26-10
39 (18-18-3)	DeMarcus Cousins vs. Louisville	1-2-10
39 (28-11-0)	Anthony Davis vs. Vanderbilt	2-25-12
39 (22-16-1)	Anthony Davis vs. UALR	1-3-12
39 (23-14-2)	Josh Harrellson at Louisville	12-31-10
39 (25-12-2)	Terrence Jones vs. ETSU	11-12-10
39 (26-8-5)	Brandon Knight at Arkansas	2-23-11
39 (29-10-0)	Julius Randle vs. Belmont	12-21-13
39 (22-14-3)	Julius Randle vs. Northern Ky.	11-10-13
38 (28-6-4)	Archie Goodwin vs. Morehead St.	11-21-12
38 (19-18-1)	Patrick Patterson vs. Rider	11-21-09
38 (25-13-0)	Julius Randle at Ole Miss	2-18-14
38 (21-6-11)	John Wall vs. Rider	11-21-09

MOST MINUTES WITHOUT A TURNOVER

Mins.	Player vs. Opponent	Date
44	Darius Miller at Arkansas	2-23-11
41	Aaron Harrison vs. LSU	2-22-14
40	Tyler Ulis vs. Duke	11-17-15
40	Aaron Harrison vs. Ole Miss	1-6-15
40	Alex Poythress vs. Missouri	2-23-13
39	Anthony Davis vs. Alabama	1-21-12
39	Ryan Harrow at Louisville	12-29-12
39	Michael Kidd-Gilchrist vs. Louisville	12-31-11
39	Nerlens Noel vs. Texas A&M	1-12-13

MOST BLOCKED SHOTS

Blks.	Player vs. Opponent	Date
12	Nerlens Noel at Ole Miss	1-29-13
9	Willie Cauley-Stein vs. Boise State	12-10-13
9	Willie Cauley-Stein vs. Providence	12-1-13
8	Anthony Davis at S. Carolina	2-4-12
8	Anthony Davis vs. St. John's	12-1-11
8	Nerlens Noel at Alabama	1-22-13
7	Willie Cauley-Stein vs. E. Michigan	11-27-13
7	Willie Cauley-Stein vs. Missouri	2-23-13
7	Anthony Davis vs. WKU	3-15-12
7	Anthony Davis at Vanderbilt	2-11-12
7	Anthony Davis vs. Tennessee	1-31-12
7	Anthony Davis vs. Arkansas	1-17-12
7	Anthony Davis vs. S. Carolina	1-7-12
7	Anthony Davis vs. Kansas	11-15-11
7	Nerlens Noel at Auburn	1-19-13
7	Nerlens Noel vs. Texas A&M	1-12-13
7	Nerlens Noel vs. Lipscomb	12-15-12
7	Nerlens Noel vs. Portland	12-8-12
7	Karl-Anthony Towns vs. Vanderbilt	1-20-15

Active: 5, Skal Labissiere vs. Missouri, 1-27-16
SEC: 12, Nerlens Noel at Ole Miss, 1-29-13
Postseason: 7, Anthony Davis vs. WKU, 3-15-12
SEC Tourney: 6, Anthony Davis vs. LSU, 3-11-12
NCAA Tourney: 7, Anthony Davis vs. WKU, 3-15-12
Rupp Arena: 9, Willie Cauley-Stein vs. Boise St., 12-10-13
On the Road: 12, Nerlens Noel at Ole Miss, 1-29-13
SEC Road: 12, Nerlens Noel at Ole Miss, 1-29-13
Ranked Opp.: 12, Nerlens Noel at Ole Miss, 1-29-13
Freshman: 12, Nerlens Noel at Ole Miss, 1-29-13
Sophomore: 9, Willie Cauley-Stein vs. Boise St., 12-10-13
Junior: 5, Marcus Lee vs. Arizona State, 12-12-15
Senior: 6, Josh Harrellson vs. Penn, 1-3-11
Opener: 5, Anthony Davis vs. Marist, 11-11-11
SEC Opener: 7, Anthony Davis vs. S. Carolina, 1-7-12

***In some cases, the most recent occurrence is listed*

MOST STEALS

Stls.	Player vs. Opponent	Date
6	Willie Cauley-Stein vs. Georgia	1-25-14
6	Nerlens Noel vs. Baylor	12-1-12
6	John Wall vs. UConn	12-9-09
6	John Wall vs. UNC Asheville	11-30-09
6	Tyler Ulis vs. Ole Miss	1-2-16
5	Willie Cauley-Stein vs. Texas	12-5-14
5	Aaron Harrison vs. Arkansas	2-28-15
5	DeAndre Liggins vs. Tennessee	2-8-11
5	Darius Miller at Portland	11-19-10

Active: 6, Tyler Ulis vs. Ole Miss, 1-2-16
SEC: 6, Tyler Ulis vs. Ole Miss, 1-2-16
Postseason: 5, John Wall vs. Miss. State, 3-14-10
SEC Tourney: 5, John Wall vs. Miss. State, 3-14-10
NCAA Tourney: 4, Andrew Harrison vs. W. Virginia, 3-26-15
Rupp Arena: 6, Tyler Ulis vs. Ole Miss, 1-2-16
On the Road: 5, Darius Miller at Portland, 11-19-10
SEC Road: 3, Jamal Murray, at Auburn, 1-16-16
Ranked Opp.: 5, Aaron Harrison vs. Arkansas, 2-28-15
Freshman: 6, Nerlens Noel vs. Baylor, 12-1-12
Sophomore: 6, Tyler Ulis vs. Ole Miss, 1-2-16
Junior: 5, Willie Cauley-Stein vs. Texas, 12-5-14
Senior: 4, Josh Harrellson vs. Princeton, 3-17-11
Opener: 4, Aaron Harrison vs. UNC Asheville, 11-8-13
SEC Opener: 6, Tyler Ulis vs. Ole Miss, 1-2-16

***In some cases, the most recent occurrence is listed*

CALIPARI ERA SINGLE-GAME SCORING RECORDS

MOST POINTS

Pts.(Score)	Opp.	Date
110 (110-75)	Auburn	2/21/15
108 (108-58)	Marist	11/11/11
105 (105-76)	UT Arlington	11/19/13
104 (104-75)	LIU Brooklyn	11/23/12
104 (104-61)	Hartford	12/29/09
102 (102-90)	vs. Indiana	3/23/12
102 (102-92)	Sam Houston	11/19/09
101 (101-49)	Lafayette	11/16/12
101 (101-70)	Arkansas	1/23/10
100 (100-71)	vs. ETSU	3/18/10

MOST POINTS IN A LOSS

Pts.(Score)	Opp.	Date
85 (85-87)	at Arkansas	1/14/14
84 (90-84)	at Kansas	1/30/16
82 (82-87)	at LSU	1/28/14
77 (77-82)	at N. Carolina	12/14/13
77 (77-80)	at Louisville	12/19/12
77 (77-87)	at UCLA	12/3/15
77 (77-84)	at Tennessee	2/2/16
77 (77-79)	at Texas A&M	2/20/16
76 (76-77)	at Arkansas	2/23/11
74 (74-78)	vs. Michigan St.	11/12/13

MOST POINTS IN A WIN OVER RANKED TEAM

Pts.(Score)	Opp.	Date
102 (102-90)	vs. Indiana	3/23/12
87 (87-74)	at Ole Miss	1/29/13
85 (85-72)	Vanderbilt	1/30/10
85 (85-75)	Ole Miss	2/2/10
84 (84-70)	North Carolina	12/13/14
84 (84-67)	Arkansas	2/28/15
82 (82-70)	vs. Baylor	3/25/12
78 (78-63)	vs. Arkansas	3/15/15
78 (78-39)	vs. West Virginia	3/26/15
78 (78-76)	vs. Wichita St.	3/23/14
78 (78-58)	Florida	2/7/12
78 (78-63)	at Louisville	12/31/10

MOST PTS. AT NEUTRAL SITE

Pts.(Score)	Opp.	Date
102 (102-90)	vs. Indiana	3/23/12
100 (100-71)	vs. ETSU	3/18/10
94 (94-57)	vs. UNC Ash.	11/30/09
91 (91-67)	vs. Auburn	3/14/15
90 (90-60)	vs. Wake Forest	3/20/10
87 (87-71)	vs. Iowa State	3/17/12
85 (85-67)	vs. LSU	3/14/14
85 (85-47)	vs. Penn State	11/19/11
84 (84-63)	vs. South Florida	11/27/15
83 (83-44)	vs. UCLA	12/20/14

MOST PTS. IN NCAA TOURNEY

Pts.(Score)	Opp.	Date
102 (102-90)	vs. Indiana	3/23/12
100 (100-71)	vs. ETSU	3/18/10
90 (90-60)	vs. Wake Forest	3/20/10
87 (87-71)	vs. Iowa State	3/17/12
82 (82-70)	vs. Baylor	3/25/12
81 (81-66)	vs. WKU	3/15/12
79 (79-56)	vs. Hampton	3/19/15
78 (78-39)	vs. West Virginia	3/26/15
78 (78-76)	vs. Wichita St.	3/23/14
76 (76-69)	vs. N. Carolina	3/27/11

MOST PTS. IN SEC TOURNEY

Pts.(Score)	Opp.	Date
91 (91-67)	vs. Auburn	3/14/15
85 (85-67)	vs. LSU	3/14/14
78 (78-63)	vs. Arkansas	3/15/15
75 (75-66)	vs. Ole Miss	3/11/11
75 (75-74)	vs. Miss. State	3/14/10
74 (74-71)	vs. Florida	3/10/12
74 (74-45)	vs. Tennessee	3/13/10
72 (72-58)	vs. Alabama	3/12/11
73 (73-67)	vs. Alabama	3/12/10
70 (70-58)	vs. Georgia	3/15/14
70 (70-54)	vs. Florida	3/13/11

MOST PTS. IN RUPP ARENA WIN

Pts.(Score)	Opp.	Date
110 (110-75)	Auburn	2/21/15
108 (108-58)	Marist	11/11/11
105 (105-76)	UT Arlington	11/19/13
104 (104-75)	LIU Brooklyn	11/23/12
104 (104-61)	Hartford	12/29/09
102 (102-92)	Sam Houston	11/19/09
101 (101-49)	Lafayette	11/16/12
101 (101-70)	Arkansas	1/23/10
93 (93-80)	Belmont	12/21/13
93 (93-63)	Northern Ky.	11/10/13

MOST PTS. IN ROAD GAME WIN

Pts.(Score)	Opp.	Date
90 (90-73)	at Indiana	12/12/09
89 (89-77)	at Florida	1/12/10
89 (89-62)	at South Carolina	2/13/16
88 (88-79)	at Florida	3/1/16
87 (87-74)	at Ole Miss	1/29/13
86 (86-52)	at S. Carolina	2/4/12
84 (84-79)	at Missouri	2/1/14
84 (84-70)	at Ole Miss	2/18/14
81 (81-55)	at LSU	2/6/10
81 (81-75)	at Miss. State	2/16/10
80 (80-69)	at Georgia	3/3/10
80 (80-66)	at Arkansas	1/21/16

MOST POINTS/HALF

Pts.	Opp.	Date
63 ²	Marist	11/11/11
63 ²	UT Arlington	11/19/13
58 ²	Auburn	2/21/15
57 ¹	Arkansas	1/23/10
57 ¹	Hartford	12/29/09
56 ¹	Drexel	12/21/09
55 ¹	LIU-Brooklyn	11/23/12
55 ¹	UT Arlington	11/25/14
54 ¹	vs. East Tenn. State	3/18/10

FEWEST POINTS

Pts.(Score)	Opp.	Date
48 (48-64)	vs. Vanderbilt	3/15/13
50 (50-64)	at Notre Dame	11/29/12
52 (52-69)	at Florida	2/12/13
54 (54-60)	vs. UConn	4/7/14
55 (55-48)	Alabama	3/4/14
55 (55-64)	Baylor	12/1/12
55 (55-59)	at Alabama	1/22/13
55 (55-56)	vs. UConn	4/2/11
56 (56-46)	Columbia	12/10/14
56 (56-49)	vs. Kansas St.	3/21/14

FEWEST POINTS IN A WIN

Pts.(Score)	Opp.	Date
55 (55-48)	Alabama	3/4/14
56 (56-46)	Columbia	12/10/14
56 (56-49)	vs. Kansas St.	3/21/14
57 (57-44)	at Georgia	1/24/12
58 (58-38)	Providence	11/30/14
58 (58-50)	at Louisville	12/27/14
58 (58-43)	at S. Carolina	1/24/14
58 (58-56)	at Vanderbilt	2/20/10
59 (59-57)	vs. Princeton	3/17/11
60 (60-58)	at Vanderbilt	1/10/13
60 (60-51)	vs. LSU	3/9/12

FEWEST PTS. AT NEUTRAL SITE

Pts.(Score)	Opp.	Date
48 (48-64)	vs. Vanderbilt	3/15/13
54 (54-60)	vs. UConn	4/7/14
55 (55-56)	vs. UConn	4/2/11
56 (56-49)	vs. Kansas St.	3/21/14
59 (59-57)	vs. Princeton	3/17/11
60 (60-61)	vs. Florida	3/16/14
60 (60-51)	vs. LSU	3/9/12
62 (62-67)	vs. Baylor	12/6/13
62 (62-52)	vs. ODU	11/20/11
62 (62-60)	vs. Ohio State	3/25/11
62 (62-45)	vs. Cornell	3/25/10

FEWEST POINTS IN NCAA TOURNEY

Pts.(Score)	Opp.	Date
54 (54-60)	vs. UConn	4/7/14
55 (55-56)	vs. UConn	4/2/11
56 (56-49)	vs. Kansas St.	3/21/14
59 (59-57)	vs. Princeton	3/17/11
62 (62-60)	vs. Ohio State	3/25/11
62 (62-45)	vs. Cornell	3/25/10
64 (64-71)	vs. Wisconsin	4/4/15
64 (64-51)	vs. Cincinnati	3/21/15
66 (66-73)	vs. W. Virginia	3/27/10
67 (67-59)	vs. Kansas	4/2/12

FEWEST PTS. IN SEC TOURNEY

Pts.(Score)	Opp.	Date
48 (48-64)	vs. Vanderbilt	3/15/13
60 (60-61)	vs. Florida	3/16/14
60 (60-51)	vs. LSU	3/9/12
64 (64-49)	vs. Florida	3/13/15
64 (64-71)	vs. Vanderbilt	3/11/12
70 (70-58)	vs. Georgia	3/15/14
70 (70-54)	vs. Florida	3/13/11
72 (72-58)	vs. Alabama	3/12/11
73 (73-67)	vs. Alabama	3/12/10
74 (74-71)	vs. Florida	3/10/12
74 (74-45)	vs. Tennessee	3/13/10

FEWEST PTS. IN RUPP ARENA

Pts.(Score)	Opp.	Date
55 (55-64)	Baylor	12/1/12
56 (56-46)	Columbia	12/10/14
58 (58-38)	Providence	11/30/14
61 (61-57)	Florida	3/9/13

FEWEST PTS. IN ROAD GAME

Pts.(Score)	Opp.	Date
50 (50-64)	at Notre Dame	11/29/12
52 (52-69)	at Florida	2/12/13
55 (55-48)	at Alabama	3/4/14
55 (55-59)	at Alabama	1/22/13
57 (57-59)	at R. Morris	3/19/13
57 (57-44)	at Georgia	1/24/12
58 (58-50)	at Louisville	12/27/14
58 (58-43)	at S. Carolina	1/24/14
58 (58-88)	at Tennessee	2/16/13
58 (58-56)	at Vanderbilt	2/20/10

FEWEST POINTS/HALF

Pts.	Opp.	Date
19 ²	at Georgia	1/24/12
21 ¹	vs. UConn	4/2/11
22 ¹	at Tennessee	3/6/11
22 ²	at Alabama	1/22/13
22 ²	at Louisville	12/27/14
23 ¹	vs. UConn	12/9/09
23 ¹	vs. Vanderbilt	3/15/13
23 ²	vs. Maryland	11/9/12
23 ²	vs. UConn	4/7/14
23 ¹	Columbia	12/10/14
23²	at Vanderbilt	2/27/16

¹ - First Half; ² - Second Half

CALIPARI ERA LARGEST MARGINS

VICTORY MARGINS

Margin (Score)	Opponent	Date
+58 (86-28)	Montana State	11/13/14
+52 (101-49)	Lafayette	11/16/12
+50 (108-58)	Marist	11/11/11
+49 (86-37)	Missoui	1/13/15
+48 (92-44)	UT Arlington	11/25/14
+48 (88-40)	Radford	11/23/11
+44 (88-44)	Drexel	12/21/09
+43 (104-61)	Hartford	12/29/09
+40 (85-45)	Grand Canyon	11/14/14
+39 (83-44)	vs. UCLA	12/20/14
+39 (78-39)	vs. W. Virginia	3/26/15

IN RUPP ARENA

Margin (Score)	Opponent	Date
+58 (86-28)	Montana State	11/13/14
+52 (101-49)	Lafayette	11/16/12
+50 (108-58)	Marist	11/11/11
+49 (86-37)	Missoui	1/13/15
+48 (92-44)	UT Arlington	11/25/14
+48 (88-40)	Radford	11/23/11
+44 (88-44)	Drexel	12/21/09
+43 (104-61)	Hartford	12/29/09
+40 (85-45)	Grand Canyon	11/14/14
+38 (87-49)	Robert Morris	11/17/13
+38 (88-50)	Lipscomb	12/15/12
+38 (82-44)	LSU	1/15/11

IN SEC PLAY

Margin (Score)	Opponent	Date
+49 (86-37)	Missoui	1/13/15
+38 (82-44)	LSU	1/15/11
+35 (110-75)	Auburn	2/21/15
+34 (77-43)	South Carolina	2/14/15
+34 (86-52)	at South Carolina	2/4/12
+34 (88-54)	Missouri	1/27/16
+34 (82-48)	Georgia	2/9/16
+31 (90-59)	South Carolina	2/19/11
+31 (101-70)	Arkansas	1/23/10
+30 (43-36)	Mississippi State	2/27/13
+30 (79-49)	Georgia	3/1/12

ON THE ROAD

Margin (Score)	Opponent	Date
+34 (86-52)	at South Carolina	2/4/12
+31 (79-48)	at Portland	11/19/10
+27 (89-62)	at South Carolina	2/13/16
+26 (81-55)	at LSU	2/6/10
+24 (74-50)	at LSU	1/28/12
+22 (70-48)	at Alabama	1/17/15
+22 (75-53)	at Auburn	1/19/13
+18 (66-48)	at Tennessee	2/17/15
+18 (74-56)	at Mississippi State	2/25/15

NEUTRAL SITE

Margin (Score)	Opponent	Date
+39 (83-44)	vs. UCLA	12/20/14
+39 (78-39)	vs. W. Virginia	3/26/15
+38 (85-47)	vs. Penn State	11/19/11
+32 (72-40)	vs. Kansas	11/18/14
+30 (90-60)	vs. Wake Forest	3/20/10
+29 (74-45)	vs. Tennessee	3/13/10
+29 (100-71)	vs. ETSU	3/18/10
+24 (91-67)	vs. Auburn	3/14/15
+23 (79-56)	vs. Hampton	3/19/15
+22 (73-52)	vs. Little Rock	1/3/12

ON THE ROAD IN THE SEC

Margin (Score)	Opponent	Date
+34 (86-52)	at South Carolina	2/4/12
+27 (89-62)	at South Carolina	2/13/16
+26 (81-55)	at LSU	2/6/10
+24 (74-50)	at LSU	1/28/12
+22 (75-53)	at Auburn	1/19/13
+22 (70-48)	at Alabama	1/17/15
+18 (66-48)	at Tennessee	2/17/15
+18 (74-56)	at Mississippi State	2/25/15
+16 (77-61)	at Alabama	1/9/16
+16 (69-53)	at Missouri	1/29/15
+15 (68-53)	at Auburn	1/11/12
+15 (74-59)	at Florida	3/4/12
+15 (58-43)	at South Carolina	1/24/15

SEC TOURNAMENT

Margin (Score)	Opponent	Date
+29 (74-45)	vs. Tennessee	3/13/10
+24 (91-67)	vs. Auburn	3/14/15
+18 (85-67)	vs. LSU	3/14/14
+16 (70-54)	vs. Florida	3/13/11
+15 (64-49)	vs. Florida	3/13/15
+15 (78-63)	vs. Arkansas	3/15/15
+14 (72-58)	vs. Alabama	3/12/11
+12 (70-58)	vs. Georgia	3/15/14
+9 (60-51)	vs. LSU	3/9/12
+9 (75-66)	vs. Ole Miss	3/11/11

NCAA TOURNAMENT

Margin (Score)	Opponent	Date
+39 (78-39)	vs. W. Virginia	3/26/15
+30 (90-60)	vs. Wake Forest	3/20/10
+29 (100-71)	vs. ETSU	3/18/10
+23 (79-56)	vs. Hampton	3/19/15
+17 (62-45)	vs. Cornell	3/25/10
+16 (87-71)	vs. Iowa State	3/17/12
+15 (81-66)	vs. WKU	3/15/12
+13 (64-51)	vs. Cincinnati	3/21/15
+12 (102-90)	vs. Indiana	3/23/12
+12 (82-70)	vs. Baylor	3/25/12

KENTUCKY'S 100-POINT GAMES

Points (Score)	Opponent	Date
110 (110-75)	Auburn	2/21/15
108 (108-58)	Marist	11/11/11
105 (105-76)	UT Arlington	11/19/13
104 (104-61)	Hartford	12/29/09
104 (104-75)	LIU Brooklyn	11/23/12
102 (102-92)	Rider	11/21/09
102 (102-90)	Indiana	3/23/12
101 (101-70)	Arkansas	1/23/10
101 (101-49)	Lafayette	11/16/12
100 (100-71)	E. Tennessee St.	3/18/10

YEAR BY YEAR 100-POINT SCORING GAMES

Year	No.
2010	4
2011	0
2012	2
2013	2
2014	1
2015	1
2016	0

CALIPARI ERA SINGLE-GAME TEAM RECORDS

MOST FIELD GOALS

FGs.	Opp.	Date
46	Marist	11/11/11
44	Auburn	2/21/15
42	LIU-Brooklyn	11/23/12
41	Hartford	12/29/09
40	Lafayette	11/16/12
38	Wake Forest	3/20/10
37	Arkansas	1/23/10
36	Sam Houston	11/19/09
36	vs. UNC Ashe.	11/30/09
36	at Florida	1/12/10

FEWEST FIELD GOALS

FGs.	Opp.	Date
14	at S. Carolina	3/1/14
16	Alabama	3/4/14
17	Louisville	12/31/11
17	at Auburn	2/12/14
18	vs. LSU	3/9/12
18	vs. Vanderbilt	3/15/13
18	vs. Florida	3/16/14
18	vs. UConn	4/7/14
18	at Texas A&M	1/10/15
18	at S. Carolina	1/24/15

MOST FIELD-GOAL ATTEMPTS

FGs.	Opp.	Date
77	Arkansas	1/23/10
76	Arkansas	2/27/14
75	Marist	11/11/11
73	at LSU	1/28/14
72	at Auburn	1/16/16
71	at Georgia	1/8/11
71	at Arkansas	2/23/11
71	Baylor	12/1/12
70	at Florida	1/12/10
70	LSU	1/15/11
70	Grand Canyon	11/14/14

FEWEST FIELD-GOAL ATTEMPTS

FGs.	Opp.	Date
39	at S. Carolina	1/24/15
40	at R. Morris	3/19/13
41	Tennessee	1/31/12
41	Alabama	1/31/15
42	vs. Cleveland St.	11/24/09
42	vs. LSU	3/9/12
42	vs. Providence	12/1/13
42	Florida	2/15/14
43	at Auburn	1/16/10
43	at Arkansas	3/2/13

MOST FREE THROWS

FTs.	Opp.	Date
35	vs. Indiana	3/23/12
33	at S. Carolina	3/1/14
32	Louisville	12/31/11
31	Indiana	12/11/10
31	Morehead St.	11/21/12
30	vs. Baylor	3/25/12
30	UNC Asheville	11/8/13
30	vs. Auburn	3/14/15
29	at N. Carolina	12/14/13
29	Illinois State	11/30/15

FEWEST FREE THROWS

FTs.	Opp.	Date
4	vs. UConn	4/2/11
4	Vanderbilt	1/23/16
6	vs. Princeton	3/17/11
6	at Alabama	1/22/13
6	at Florida	2/12/13
6	vs. Michigan	3/30/14
7	vs. Wake Forest	3/20/10
7	at Georgia	1/24/12
7	at Florida	3/4/12
7	vs. UCLA	12/20/14
7	at LSU	2/10/15

MOST FREE-THROW ATTEMPTS

FTs.	Opp.	Date
48	UNC Asheville	11/8/13
46	Illinois State	11/30/15
44	Indiana	12/11/10
44	vs. Baylor	3/25/12
43	Louisville	12/31/11
43	at N. Carolina	12/14/13
42	at S. Carolina	3/1/14
41	Morehead St.	11/21/12
41	vs. LSU	3/14/14
40	Alabama	1/21/12
40	E. Michigan	11/27/13
40	at Arkansas	1/14/14
40	at Auburn	2/12/14
40	Ole Miss	1/6/15

FEWEST FREE-THROW ATTEMPTS

FTs.	Opp.	Date
6	Vanderbilt	1/23/16
10	vs. Wisconsin	4/4/15
11	vs. Princeton	3/17/11
11	Georgia	3/1/12
11	Florida	2/7/12
11	at Florida	3/4/12
11	at Alabama	1/22/13
11	at Florida	2/12/13
11	Mississippi St.	2/27/13
11	vs. Michigan	3/30/14
11	at LSU	2/10/15

MOST 3-POINTERS

3s.	Opp.	Date
15	vs. ETSU	3/18/10
15	Georgia	3/1/12
14	Hartford	12/29/09
13	ETSU	11/12/10
12	Vanderbilt	1/30/10
12	Winthrop	12/22/10
12	vs. N. Carolina	3/27/11
12	Chattanooga	12/17/11
12	vs. UCLA	12/20/14
12	Florida	2/6/16

FEWEST 3-POINTERS

3s.	Opp.	Date
1	vs. Alabama	3/12/10
1	Tennessee	1/31/12
1	vs. LSU	3/9/12
1	LSU	2/22/14
1	Texas	12/5/14

MOST 3-POINT ATTEMPTS

3s.	Opp.	Date
33	Arkansas	1/23/10
33	vs. ETSU	3/18/10
33	Chattanooga	12/17/11
32	vs. W. Virginia	3/27/10
28	Hartford	12/29/09
28	vs. Vanderbilt	3/11/12
28	Alabama	3/4/14
28	at Texas A&M	1/10/15
27	vs. UConn	4/2/11
27	Georgia	3/1/12

FEWEST 3-POINT ATTEMPTS

3s.	Opp.	Date
5	at Tennessee	1/14/12
5	vs. Wisconsin	4/5/14
5	vs. Wisconsin	4/4/15
6	Vanderbilt	1/20/15
6	Florida	3/7/15
7	at Indiana	12/10/11
7	vs. Louisville	3/31/12
7	Providence	11/30/14
7	at Missouri	1/29/15

MOST REBOUNDS

Rebs.	Opp.	Date
59	Arkansas	1/23/10
57	Louisville	12/31/11
56	Robert Morris	11/17/13

54	NJIT	11/14/15
53	at LSU	2/6/10
53	at Miss. State	2/16/10
53	Montana St.	11/23/14
53	at Texas A&M	1/10/15
52	E. Michigan	1/2/13
52	E. Michigan	11/27/13

FEWEST REBOUNDS

Rebs.	Opp.	Date
21	at Tennessee	2/16/13
21	Alabama	1/31/15
22	vs. Wisconsin	4/4/15
24	Tennessee	1/18/14
24	North Carolina	12/13/14
24	Georgia	2/3/15
25	at R. Morris	3/19/13
25	vs. Baylor	12/6/13
26	Mississippi St.	2/15/11
26	vs. Princeton	3/17/11

MOST OFFENSIVE REBOUNDS

Rebs.	Opp.	Date
26	Arkansas	2/27/14
24	vs. W. Virginia	3/27/10
24	Grand Canyon	11/14/14
22	Arkansas	1/23/10
22	at Auburn	2/2/14
22	NJIT	11/14/15
21	at Indiana	12/12/09
21	Baylor	12/1/12
21	at S. Carolina	3/1/14
21	Columbia	12/10/14

FEWEST OFFENSIVE REBOUNDS

Rebs.	Opp.	Date
3	at S. Carolina	1/24/14
5	Georgia	1/29/11
5	Mississippi State	2/15/11
5	Alabama	1/31/15
5	Georgia	2/3/15
6	at Florida	2/5/11
6	vs. Princeton	3/17/11
6	Tennessee	1/31/12
6	vs. Louisville	3/31/12
6	at Florida	3/8/14
6	vs. Wisconsin	4/4/15
6	Vanderbilt	1/23/16
6	at Kansas	1/30/16
6	at Texas A&M	2/20/16

MOST DEFENSIVE REBOUNDS

Rebs.	Opp.	Date
39	E. Michigan	1/2/13
39	Robert Morris	11/17/13
38	vs. Cleveland St.	11/24/09
38	EKU	12/7/14
38	vs. Hampton	3/19/15
37	Arkansas	1/23/10
37	Louisville	12/31/11
37	at Texas A&M	1/10/15
36	Marist	11/11/11
36	Radford	11/23/11
36	at Florida	3/1/16

FEWEST DEFENSIVE REBOUNDS

Rebs.	Opp.	Date
9	at Tennessee	2/16/13
13	North Carolina	12/13/14
15	at Alabama	1/18/11
15	vs. Baylor	12/6/13
16	vs. UConn	11/24/10
16	at Auburn	1/11/12
16	Texas A&M	1/12/13
16	Alabama	1/31/15
16	vs. Wisconsin	4/4/15

MOST ASSISTS

Assts.	Opp.	Date
30	Hartford	12/29/09
28	vs. UNC Ash.	11/30/09
28	LIU-Brooklyn	11/23/12

CALIPARI ERA SINGLE-GAME TEAM RECORDS

25	vs. UCLA	12/20/14
25	Auburn	2/21/15
24	vs. ETSU	3/18/10
24	Marist	11/11/11
24	Boston	11/21/14
23	Lafayette	11/16/12
23	Samford	12/4/12

FEWEST ASSISTS

Assts.	Opp.	Date
5	LSU	2/22/14
6	Vanderbilt	3/1/11
7	vs. Washington	11/23/10
7	at Tennessee	1/14/12
7	Vanderbilt	2/20/13
7	vs. Vanderbilt	3/15/13
7	Boise State	12/10/13
7	at Auburn	2/12/14
7	Arkansas	2/27/14
7	vs. Florida	3/13/15
7	vs. Wisconsin	4/4/15

MOST TURNOVERS

TOs.	Opp.	Date
24	Morehead St.	11/13/09
23	Sam Houston	11/19/09
21	North Carolina	12/5/09
21	vs. ODU	11/20/11
21	Louisville	12/31/11
20	vs. Cleveland St.	11/24/09
20	E. Michigan	11/27/13
20	Albany	11/13/15

FEWEST TURNOVERS

TOs.	Opp.	Date
3	at S. Carolina	2/4/12
3	at Georgia	3/3/15
4	Portland	11/26/11
4	vs. Wisconsin	4/5/14
4	Columbia	12/10/14
4	Alabama	2/23/16

MOST BLOCKS

Blks.	Opp.	Date
18	St. John's	12/1/11
14	at Georgia	3/3/10
13	Marist	11/11/11
13	vs. Kansas	11/15/11
13	Arkansas	1/17/12
13	at Ole Miss	1/29/13
13	vs. UCLA	12/20/14

FEWEST BLOCKS

Blks.	Opp.	Date
1	at Florida	3/8/14
1	vs. Wisconsin	4/5/14
1	at Missouri	1/29/15
1	Alabama	1/31/15
1	Wright State	11/20/15
1	at LSU	1/5/16
2	vs. Notre Dame	12/8/10
2	at Georgia	3/7/13
2	vs. Vanderbilt	3/15/13
2	at Vanderbilt	1/11/14
2	vs. Georgia	3/15/14
2	vs. Louisville	3/28/14
2	at Florida	2/7/15
2	vs. Ole Miss	1/2/16

MOST STEALS

Stls.	Opp.	Date
15	Lafayette	11/16/12
13	vs. UConn	12/9/09
13	vs. Ole Miss	1/2/16
12	vs. UNC Ash.	11/30/09
12	Georgia	1/9/10
12	vs. Cornell	3/25/10
12	Portland	11/26/11
12	Lipscomb	12/15/12
12	Providence	11/30/14
12	North Carolina	12/13/14
12	Boston U.	11/24/15

FEWEST STEALS

Stls.	Opp.	Date
0	vs. Baylor	12/6/13
1	Florida	2/26/11
1	vs. W. Virginia	3/19/11
1	at R. Morris	3/19/13
1	vs. Michigan St.	11/12/13

MOST PERSONAL FOULS

Fls.	Opp.	Date
33	at Kansas	1/30/15
31	at N. Carolina	12/14/13
31	at Arkansas	1/14/14
29	at S. Carolina	3/1/14
28	Vanderbilt	1/30/10
27	vs. W. Virginia	3/27/10
27	at UCLA	12/3/15
27	at Florida	3/1/16
26	at N. Carolina	12/4/10
26	at Georgia	3/7/13
26	Texas	12/5/14
26	at Texas A&M	1/10/15
26	vs. Auburn	3/14/15
26	at Tennessee	2/2/16

FEWEST PERSONAL FOULS

Fls.	Opp.	Date
7	Hartford	12/29/09
8	vs. UNC Ash.	11/30/09
8	Drexel	12/21/09
8	Winthrop	12/22/10
8	vs. Princeton	3/17/11
8	vs. Florida	3/10/12
8	Lafayette	11/16/12
8	Montana St.	11/23/14

HIGHEST FIELD-GOAL PCT.

Pct.	Opp.	Date
.677	LIU-Brooklyn	11/23/12
.647	Auburn	2/21/15
.645	Lafayette	11/16/12
.643	vs. Providence	12/1/13
.614	South Carolina	2/5/13
.613	Marist	11/11/11
.603	Hartford	12/29/09
.603	vs. Wake Forest	3/20/10
.600	Sam Houston	11/19/09
.593	Boston	11/30/10

LOWEST FIELD-GOAL PCT.

Pct.	Opp.	Date
.269	at S. Carolina	3/1/14
.281	at Texas A&M	1/10/15
.296	Baylor	12/1/12
.298	Louisville	12/31/11
.309	at Auburn	2/12/14
.327	Alabama	3/4/14
.339	vs. UConn	4/2/11
.342	Arkansas	2/27/14
.343	vs. W. Virginia	3/27/10
.346	vs. Vanderbilt	3/15/13

HIGHEST FREE-THROW PCT.

Pct.	Opp.	Date
1.000	Austin Peay	12/19/09
1.000	Florida	2/7/12
.958	Tennessee	1/18/14
.955	at Florida	2/7/15
.946	vs. Indiana	3/23/12
.923	at Miss. State	2/25/15
.900	at Ole Miss	2/18/14
.900	vs. Wisconsin	4/4/15
.895	Drexel	12/21/09
.889	Tennessee	1/31/12
.889	at Alabama	1/17/15

min 10 attempts

LOWEST FREE-THROW PCT.

Pct.	Opp.	Date
.333	vs. UConn	4/2/11
.391	ETSU	11/12/10
.412	vs. Wake Forest	3/20/10
.435	at Vanderbilt	2/27/16
.471	Providence	11/30/14
.478	at Louisville	12/29/12
.500	vs. Oklahoma	11/22/10
.500	vs. Vanderbilt	3/15/13
.500	vs. Georgia	3/15/14
.500	vs. Ole Miss	1/2/16

min 10 attempts

HIGHEST 3-POINT PERCENTAGE

Pct.	Opp.	Date
.700	at Florida	3/1/16
.692	Drexel	12/21/09
.667	Austin Peay	12/19/09
.636	vs. Michigan	3/30/14
.625	Boston	11/30/10
.600	Florida	2/7/12
.600	Florida	2/6/16
.583	at Florida	2/5/11
.583	vs. Arkansas	3/15/15
.579	Lafayette	11/16/12
.571	at Missouri	2/1/14

min 10 attempts

LOWEST 3-POINT PERCENTAGE

Pct.	Opp.	Date
.077	vs. Alabama	3/12/10
.083	Texas	12/5/14
.091	at Tennessee	2/27/10
.100	Tennessee	1/31/12
.118	Columbia	12/10/14
.125	vs. Cornell	3/25/10
.125	vs. W. Virginia	3/27/10
.125	vs. LSU	3/9/12
.143	Louisville	1/2/10
.143	Georgia	1/9/10

min 10 attempts

HIGHEST REBOUND MARGIN

Mg.	Opp.	Date
+31	NJIT	11/14/15
+30	Grand Canyon	11/14/14
+28	N. Kentucky	11/10/13
+27	vs. Little Rock	1/3/12
+26	Louisville	12/31/11
+25	Eastern Kentucky	12/9/15
+25	at Indiana	12/12/09
+25	E. Michigan	1/2/13
+24	South Carolina	2/14/15
+23	Drexel	12/21/09
+23	Robert Morris	11/17/13

LOWEST REBOUND MARGIN

Mg.	Opp.	Date
-18	at Tennessee	2/16/13
-16	vs. Maryland	11/9/12
-16	vs. Baylor	12/6/13
-15	Tennessee	1/18/14
-14	at LSU	1/6/16
-12	vs. Alabama	3/12/10
-12	at S. Carolina	1/24/14
-12	Georgia	2/3/15
-12	vs. Wisconsin	4/4/15
-11	Texas	12/5/14
-11	at Kansas	1/30/16
-10	at Georgia	3/3/10

PLAYER BIOS

Marcus Lee • 6-9 • 224 • Junior • Forward

Antioch, Calif. (Deer Valley)



Notes

- Tied for first on the team in rebounding with a career-best 6.4 average
- Has a team-best 79 offensive rebounds this year. He averages 2.7 a game, eighth best in the SEC
- Shooting 66.9 percent from the field this season
- Has a team-best 79 offensive rebounds this season. Averages 2.6 per game, the ninth best output in the SEC
- Fifth in the SEC in blocks per game with a 1.8 average
- Blocked career-high five shots vs. Eastern Kentucky and Arizona State. Five blocks is the most by any Wildcat this season. Blocked four in the last game, at Florida
- The first junior or senior at UK with at least five blocks in consecutive games since Andre Riddick in 1993-94
- Has played in 94 career games, including every game in 2014-15 and 2015-16
- Notched his first career double-double with 10 points and 10 rebounds in the win over No. 5 Duke
- Has three double-doubles this season
- Has scored in double figures in nine games this season
- Named to the 2015 SEC Community Service Team
- Chosen as an AllState Good Works Team nominee
- Chosen as male representative of the SEC at the 2016 NCAA Leadership Forum

Did You Know ...

Marcus has a number of pregame superstitions, but one of his superstitions is not telling anyone what they are.

Marcus Lee's 2015-16 Game-by-Game Stats

Opponent	Date	gs	min	Total		3-Pointers		Free throws		Rebounds				pts	avg						
				fg-fga	pct	3fg-fga	pct	ft-fa	pct	off	def	tot	avg			pf	a	to	blk	stl	
ALBANY	11/13/15	*	27	5-7	.714	0-0	.000	2-7	.286	5	3	8	8.0	2	3	1	3	0	12	12.0	
NJIT	11/14/15	*	20	4-8	.500	0-0	.000	2-2	1.000	7	1	8	8.0	3	0	0	3	1	10	11.0	
vs #5/4 Duke	11/17/15	*	22	5-10	.500	0-0	.000	0-0	.000	5	5	10	8.7	5	1	1	2	0	10	10.7	
WRIGHT STATE	11/20/15	*	23	0-1	.000	0-0	.000	0-1	.000	1	6	7	8.3	0	0	0	0	1	0	8.0	
BOSTON U.	11/24/15	*	18	4-4	1.000	0-0	.000	1-4	.250	2	0	2	7.0	3	0	2	1	1	9	8.2	
vs USF	11/27/15	*	19	2-5	.400	0-0	.000	0-1	.000	3	3	6	6.8	2	0	0	0	1	4	7.5	
ILLINOIS STATE	11/30/15	*	30	6-8	.750	0-0	.000	1-2	.500	7	5	12	7.6	3	0	1	2	0	13	8.3	
at UCLA	12/03/15	*	4	1-1	1.000	0-0	.000	0-0	.000	0	2	2	6.9	1	0	0	0	0	2	7.5	
EKU	12/9/15	*	25	5-5	1.000	0-0	.000	1-1	1.000	3	5	8	7.0	2	0	4	5	0	11	7.9	
ARIZONA STATE	12/12/15	*	29	6-8	.750	0-0	.000	2-5	.400	2	5	7	7.0	2	0	1	5	1	14	8.5	
vs Ohio State	12/19/15	*	30	4-7	.571	0-0	.000	4-5	.800	2	7	9	7.2	5	0	2	2	2	12	8.8	
#16/15 LOUISVILLE	12/26/15	*	30	4-5	.800	0-0	.000	0-0	.000	4	3	7	7.2	4	0	1	1	1	8	8.8	
OLE MISS	01/02/16	*	28	6-9	.667	0-0	.000	1-5	.200	3	5	8	7.2	2	0	0	2	0	13	9.1	
at LSU	01/05/16	*	5	0-2	.000	0-0	.000	0-0	.000	0	2	2	6.9	5	0	2	0	0	0	8.4	
at Alabama	1/9/16	*	24	4-5	.800	0-0	.000	0-5	.000	5	6	11	7.1	4	0	2	1	0	8	8.4	
MISSISSIPPI STATE	01/12/16	*	24	1-2	.500	0-0	.000	0-0	.000	2	7	9	7.3	5	0	3	2	0	2	8.0	
at Auburn	01/16/16	*	19	1-3	.333	0-0	.000	1-2	.500	2	2	4	7.1	3	1	0	2	0	3	7.7	
at Arkansas	01/21/16	*	10	2-3	.667	0-0	.000	0-0	.000	1	1	2	6.8	5	0	1	0	1	4	7.5	
VANDERBILT	01/23/16	*	17	3-5	.600	0-0	.000	0-0	.000	1	4	5	6.7	3	0	0	1	1	6	7.4	
MISSOURI	01/27/16	*	9	1-2	.500	0-0	.000	0-0	.000	2	1	3	6.5	2	0	1	3	0	2	7.2	
at #4/3 Kansas	01/30/16	*	12	2-2	1.000	0-0	.000	0-0	.000	2	1	3	6.3	5	0	1	2	0	4	7.0	
at Tennessee	02/02/16	*	20	1-1	1.000	0-0	.000	0-0	.000	1	2	3	6.2	3	0	0	1	0	2	6.8	
FLORIDA	02/06/16	*	26	2-2	1.000	0-0	.000	0-1	.000	1	5	6	6.2	5	1	0	2	0	4	6.7	
GEORGIA	02/09/16	*	16	2-2	1.000	0-0	.000	0-1	.000	1	1	2	6.0	2	0	0	1	0	4	6.5	
at RV/#20 South Carolina	2/13/16	*	36	5-9	.556	0-0	.000	1-1	1.000	6	7	13	6.3	2	0	2	2	0	11	6.7	
TENNESSEE	02/18/16	*	17	2-3	.667	0-0	.000	0-0	.000	1	3	4	6.2	0	0	0	0	0	4	6.6	
at RV/#24 Texas A&M	02/20/16	*	31	4-5	.800	0-0	.000	0-1	.000	1	4	5	6.1	5	0	2	3	0	8	6.7	
ALABAMA	02/23/16	*	31	3-5	.600	0-0	.000	0-0	.000	6	6	12	6.4	2	2	1	1	0	6	6.6	
at Vanderbilt	02/27/16	*	30	2-2	1.000	0-0	.000	5-9	.556	2	4	6	6.3	4	1	0	3	0	9	6.7	
at Florida	3/1/16	*	26	2-2	1.000	0-0	.000	1-2	.500	1	7	8	6.4	3	0	1	4	0	5	6.7	
Totals			20	658	89-133	.669	0-0	.000	22-55	.400	79	113	192	6.4	92	9	29	54	10	200	6.7

2015-16 Averages

Games played	30
Minutes/game	21.9
Points/game	6.7
FG Pct	66.9
FT Pct	40.0
Rebounds/game	6.4
Assists/game	0.3
Turnovers/game	1.0
Assist/turnover ratio	0.3
Steals/game	0.3
Blocks/game	1.8

Season Highs

Points	14 vs. ARIZONA ST. (12/12/15)
FG Made	6, 3x, last vs. OLE MISS (1/2/16)
FG Attempts	10 vs. Duke (11/17/15)
FG Pct (min 5 made)	1.000 (5-5) vs. EKU (12/9/15)
FT Made	5 at Vanderbilt (2/27/16)
FT Attempts	9 at Vanderbilt (2/27/16)
FT Pct (min 3 made)	.800 (4-5) vs. Ohio St. (12/19/15)
Rebounds	13 at South Carolina (2/13/16)
Assists	3 vs. ALBANY (11/13/15)
Steals	2 vs. Ohio St. (12/19/15)
Blocks	5, twice, last vs. ARIZONA ST. (12/12/15)
Minutes	36 at South Carolina (2/16/16)

Career Highs

Points	17 vs. UNC ASHEVILLE (11/8/13)
FG Made	7 vs. UNC ASHEVILLE (11/8/13)
FG Atts	10 vs. Duke (11/17/15)
FG Pct (min 5 made)	1.000 (5-5) vs. EKU (12/9/15)
3-FG Made	-
3-FG Atts	-
FT Made	5 at Vanderbilt (2/27/16)
FT Attempts	9 at Vanderbilt (2/27/16)
FT Pct (min 3 made)	.800 (4-5) vs. Ohio St. (12/19/15)
Rebounds	13 at South Carolina (2/13/16)
Assists	3, twice, last vs. ALBANY (11/13/15)
Steals	2 vs. Ohio St. (12/19/15)
Blocks	5, twice, last vs. ARIZONA ST. (12/12/15)
Minutes	36 at South Carolina (2/16/16)

Marcus Lee's Career Stats

Year	GP-GS	Min-Avg	FG-FGA	Pct	3FG-FGA	Pct	FT-FTA	Pct	Off-Def-Tot-Avg	PF-FO	Ast	TO	Blk	Stl	Pts	Avg
2013-14	25-4	157-6.3	26-42	.619	0-0	.000	7-16	.438	21-15-36-1.4	19-0	2	4	14	0	59	2.4
2014-15	39-0	425-10.9	47-73	.644	0-0	.000	8-25	.320	47-60-107-2.7	61-1	12	18	27	3	102	2.6
2015-16	30-20	658-21.9	89-133	.669	0-0	.000	22-55	.400	79-113-192-6.4	92-8	9	29	54	10	200	6.7
TOTAL	94-24	1240-13.2	162-248	.653	0-0	.000	37-96	.385	147-188-335-3.6	172-9	23	51	95	13	361	3.8

PLAYER BIOS

Skal Labissiere • 6-11 • 225 • Freshman • Forward

Port-au-Prince, Haiti (Lausanne Collegiate School)

LABISSIERE

1



Notes

- Ninth in the SEC in blocks per game with a 1.5 average
- At Florida on Tuesday ...
 - Scored 11 points and grabbed a career-high eight rebounds
 - Reached double-figure scoring for the eighth time this year, and first since scoring 12 vs. Missouri on Jan. 27
 - Started for the first time since the Ohio State game on Dec. 19, 2015
- Named SEC Co-Freshman of the Week (Nov. 16) after averaging team highs in points (17.5) and blocks (3.0) in UK's wins over Albany and NJIT
- His 18 points in the first half vs. NJIT is tied for the third-most points by a UK player in the first half in the Coach Calipari era (Aaron Harrison had 19 vs. Robert Morris on Nov. 17, 2014 and Jamal Murray scored 20 vs. Florida on Feb. 6)
- Preseason All-SEC First Team selection (Coaches and Media)

Did You Know ...

Skal can speak three languages fluently – French, Creole and English. He did not speak English before moving to the United States.

Skal Labissiere's 2015-16 Game-by-Game Stats

Opponent	Date	gs	min	Total		3-Pointers		Free throws		Rebounds				pf	a	t/o	blk	stl	pts	avg	
				fg-fga	pct	3fg-fga	pct	ft-fga	pct	off	def	tot	avg								
ALBANY	11/13/15	*	30	3-5	.600	0-0	.000	3-4	.750	1	4	5	5.0	2	0	3	4	0	9	9.0	
NJIT	11/14/15	*	21	10-12	.833	0-0	.000	6-6	1.000	3	2	5	5.0	3	0	3	2	1	26	17.5	
vs #5/4 Duke	11/17/15	*	13	3-5	.600	0-0	.000	1-2	.500	2	2	4	4.7	5	1	2	1	0	7	14.0	
WRIGHT STATE	11/20/15	*	24	6-12	.500	0-0	.000	1-5	.200	2	1	3	4.3	4	0	1	1	0	13	13.8	
BOSTON U.	11/24/15	*	29	7-13	.538	0-0	.000	2-5	.400	2	5	7	4.8	3	0	2	3	1	16	14.2	
vs USF	11/27/15	*	29	5-8	.625	0-0	.000	7-8	.875	0	4	4	4.7	3	2	0	3	1	17	14.7	
ILLINOIS STATE	11/30/15	*	16	0-1	.000	0-0	.000	2-2	1.000	0	2	2	4.3	3	0	1	1	0	2	12.9	
at UCLA	12/03/15	*	16	2-3	.667	0-0	.000	2-2	1.000	0	1	1	3.9	4	0	1	2	0	6	12.0	
EKU	12/9/15	*	25	3-6	.500	0-0	.000	4-4	1.000	2	2	4	3.9	3	2	3	3	0	10	11.8	
ARIZONA STATE	12/12/15	*	13	0-2	.000	0-0	.000	0-0	.000	0	0	0	3.5	5	0	1	1	0	0	10.6	
vs Ohio State	12/19/15	*	21	1-7	.143	0-0	.000	0-0	.000	1	4	5	3.6	1	0	0	2	0	2	9.8	
#16/15 LOUISVILLE	12/26/15	10	0-3	.000	0-0	.000	2-2	1.000	1	2	3	3.6	2	0	0	0	1	2	9.2		
OLE MISS	01/02/16	14	4-7	.571	0-0	.000	1-2	.500	3	0	3	3.5	5	0	0	0	0	9	9.2		
at LSU	01/05/16	16	1-3	.333	0-0	.000	1-2	.500	1	1	2	3.4	2	0	1	0	0	3	8.7		
at Alabama	1/9/16	4	0-1	.000	0-0	.000	0-0	.000	0	1	1	3.3	3	0	0	1	0	0	8.1		
MISSISSIPPI STATE	01/12/16	14	2-3	.667	0-0	.000	1-2	.500	1	3	4	3.3	1	0	1	1	0	5	7.9		
at Auburn	01/16/16	8	2-3	.667	0-0	.000	0-0	.000	0	2	2	3.2	3	0	1	1	0	4	7.7		
at Arkansas	01/21/16	20	4-10	.400	0-0	.000	3-4	.750	2	1	3	3.2	4	0	0	3	1	11	7.9		
VANDERBILT	01/23/16	4	0-1	.000	0-1	.000	0-0	.000	0	0	0	3.1	2	0	0	0	0	0	7.5		
MISSOURI	01/27/16	18	6-8	.750	0-0	.000	0-1	.000	0	0	0	2.9	1	0	2	5	1	12	7.7		
at #4/3 Kansas	01/30/16	14	2-3	.667	0-0	.000	0-0	.000	0	0	0	2.8	5	0	1	1	0	4	7.5		
at Tennessee	02/02/16	11	1-2	.500	0-0	.000	0-0	.000	0	2	2	2.7	2	1	1	3	0	2	7.3		
FLORIDA	02/06/16	15	1-3	.333	0-0	.000	0-0	.000	1	2	3	2.7	4	0	3	1	0	2	7.0		
GEORGIA	02/09/16	18	3-9	.333	0-1	.000	0-0	.000	4	3	7	2.9	5	0	0	1	0	6	7.0		
at RV/#20 South Carolina	2/13/16	16	2-4	.500	0-0	.000	0-0	.000	1	0	1	2.8	4	0	1	1	1	4	6.9		
TENNESSEE	02/18/16	14	2-6	.333	0-0	.000	0-0	.000	1	3	4	2.9	3	1	1	0	0	4	6.8		
at RV/#24 Texas A&M	02/20/16	9	1-1	1.000	0-0	.000	1-2	.500	1	2	3	2.9	2	0	0	1	0	3	6.6		
ALABAMA	02/23/16	9	1-3	.333	0-0	.000	0-0	.000	0	2	2	2.9	1	0	0	1	0	2	6.5		
at Vanderbilt	02/27/16	8	0-1	.000	0-0	.000	0-0	.000	0	1	1	2.8	4	0	0	1	0	0	6.2		
at Florida	3/1/16	*	15	5-10	.500	0-0	.000	1-4	.250	3	5	8	3.0	4	0	1	1	1	11	6.4	
Totals			12	474	77-155	.497	0-2	.000	38-57	.667	32	57	89	3.0	93	7	30	45	8	192	6.4

2015-16 Averages

Games played	30
Minutes/game	15.8
Points/game	6.4
FG Pct	49.7
3FG Pct	0.0
FT Pct	66.7
Rebounds/game	3.0
Assists/game	0.2
Turnovers/game	1.0
Assist/turnover ratio	0.2
Steals/game	0.3
Blocks/game	1.5

Season Highs

Points	26 vs. NJIT (11/14/15)
FG Made	10 vs. NJIT (11/14/15)
FG Attempts	13 vs. BOSTON (11/24/15)
FG Pct (min 5 made)	.833 (10-12) vs. NJIT (11/14/15)
3FG Attempts	.1, twice, last vs. GEORGIA (2/9/16)
FT Made	7 vs. USF (11/27/15)
FT Attempts	8 vs. USF (11/27/15)
FT Pct (min 3 made)	1.000 (6-6) 2x, last vs. NJIT (11/14/15)
Rebounds	8 at Florida (3/1/16)
Assists	2, twice, last vs. ECU (12/9/15)
Steals	1, 8x, last at Florida (3/1/16)
Blocks	5 vs. Missouri (1/27/16)
Minutes	30 vs. vs. ALBANY (11/13/15)

Career Highs

Points	26 vs. NJIT (11/14/15)
FG Made	10 vs. NJIT (11/14/15)
FG Attempts	13 vs. BOSTON (11/24/15)
FG Pct (min 5 made)	.833 (10-12) vs. NJIT (11/14/15)
3FG Attempts	.1, twice, last vs. GEORGIA (2/9/16)
FT Made	7 vs. USF (11/27/15)
FT Attempts	8 vs. USF (11/27/15)
FT Pct (min 3 made)	1.000 (6-6) 2x, last vs. NJIT (11/14/15)
Rebounds	8 at Florida (3/1/16)
Assists	2, twice, last vs. ECU (12/9/15)
Steals	1, 8x, last at Florida (3/1/16)
Blocks	5 vs. Missouri (1/27/16)
Minutes	30 vs. vs. ALBANY (11/13/15)

Skal Labissiere's Career Stats

Year	GP-GS	Min-Avg	FG-FGA	Pct	3FG-FGA	Pct	FT-FTA	Pct	Off-Def-Tot-Avg	PF-FO	Ast	TO	Blk	Stl	Pts	Avg
2015-16	30-12	474-15.8	77-155	.497	0-2	.000	38-57	.667	32-57-89-3.0	93-5	7	30	45	8	192	6.4
TOTAL	30-12	474-15.8	77-155	.497	0-2	.000	38-57	.667	32-57-89-3.0	93-5	7	30	45	8	192	6.4

PLAYER BIOS

Tyler Ulis • 5-9 • 160 • Sophomore • Guard

Chicago (Marian Catholic)



Notes

- Oscar Robertson Trophy Finalist, Bob Cousy Award finalist, Wooden Award Late Season Top 20 List and Naismith Midseason List
- Has seven double-doubles this season with six of them coming by way of the points-assists variety
- Has scored in double figures in all but one of the last 21 games, and 15 in a row
- Leads the SEC in assists per game (7.1) and assist-to-turnover ratio (3.6). He's eighth nationally in assists per game
- Recorded 12 games with at least 20 points and at least five assists, the first player in school history to do that since at least 1972-73. Previous high was seven games
- In five games this season against top-25 opponents (AP Top 25 or USA Today Coaches' Poll), Ulis has averaged a team-best 22.8 points and 9.0 assists. He shot 54.3 percent with a 5.0 assist-to-turnover ratio in those games
- Has dished 10 or more assists in a school-record six games, and four or more assists in a school-record 23 straight
- Named SEC Player of the Week three times this season (Nov. 23, Dec. 28, Feb. 15)
- Averaging 7.1 assists a game, on track to break John Wall's UK single-season assists mark
- The 16th player in school history with at least 300 career assists. He now has 342
- Has 207 assists this season. He's the third player in school history with 200 or more in a single year

Did You Know ...

Tyler idolized Allen Iverson growing up and has always worn No. 3

Tyler Ulis' 2015-16 Game-by-Game Stats

Opponent	Date	gs	min	Total		3-Pointers		Free throws		Rebounds				pts	avg						
				fg-fga	pct	3fg-fga	pct	ft-fa	pct	off	def	tot	avg								
ALBANY	11/13/15	*	37	4-9	.444	2-5	.400	2-2	1.000	1	3	4	4.0	3	2	5	0	0	12	12.0	
NJIT	11/14/15	*	31	1-8	.125	0-2	.000	3-4	.750	2	3	5	4.5	1	5	1	0	0	5	8.5	
vs #5/4 Duke	11/17/15	*	40	6-13	.462	0-4	.000	6-6	1.000	0	4	4	4.3	0	6	0	1	2	18	11.7	
WRIGHT STATE	11/20/15	*	36	5-9	.556	1-3	.333	10-12	.833	0	2	2	3.8	1	5	2	0	2	21	14.0	
BOSTON U.	11/24/15	*	34	4-12	.333	1-5	.200	6-6	1.000	0	6	6	4.2	1	6	2	0	3	15	14.2	
vs USF	11/27/15	*	14	2-4	.500	2-2	1.000	2-2	1.000	2	0	2	3.8	0	2	1	0	2	8	13.2	
ILLINOIS STATE	11/30/15	dnp																			
at UCLA	12/03/15	*	38	2-12	.167	1-5	.200	4-4	1.000	0	2	2	3.6	3	9	2	0	2	9	12.6	
EKU	12/9/15	*	39	3-10	.300	2-6	.333	1-2	.500	0	4	4	3.6	0	8	2	0	1	9	12.1	
ARIZONA STATE	12/12/15	*	40	3-11	.273	2-7	.286	4-5	.800	1	4	5	3.8	0	6	2	0	0	12	12.1	
vs Ohio State	12/19/15	*	39	4-12	.333	1-7	.143	2-2	1.000	1	1	2	3.6	1	4	3	0	1	11	12.0	
#16/15 LOUISVILLE	12/26/15	*	39	7-12	.583	4-7	.571	3-4	.750	0	1	1	3.4	2	8	1	1	1	21	12.8	
OLE MISS	01/02/16	*	38	8-13	.615	1-6	.167	3-4	.750	1	2	3	3.3	3	10	3	0	6	20	13.4	
at LSU	01/05/16	*	40	7-16	.438	2-6	.333	7-8	.875	1	0	1	3.2	1	6	2	0	0	23	14.2	
at Alabama	1/9/16	*	39	2-7	.286	0-1	.000	4-6	.667	0	5	5	3.3	2	8	1	1	1	8	13.7	
MISSISSIPPI STATE	01/12/16	*	36	7-14	.500	2-6	.333	5-5	1.000	1	2	3	3.3	3	5	4	0	2	21	14.2	
at Auburn	01/16/16	*	40	5-17	.294	0-3	.000	7-7	1.000	5	5	10	3.7	4	8	1	0	0	17	14.4	
at Arkansas	01/21/16	*	38	4-10	.400	2-3	.667	14-15	.933	0	1	1	3.5	3	5	1	0	1	24	14.9	
VANDERBILT	01/23/16	*	34	9-13	.692	2-4	.500	1-1	1.000	0	3	3	3.5	3	5	2	0	1	21	15.3	
MISSOURI	01/27/16	*	29	9-14	.643	2-6	.333	0-0	.000	0	2	2	3.4	0	8	3	0	0	20	15.5	
at #4/3 Kansas	01/30/16	*	45	11-19	.579	1-6	.167	3-4	.750	0	2	2	3.4	2	8	3	0	3	26	16.1	
at Tennessee	02/02/16	*	38	3-10	.300	2-4	.500	12-14	.857	0	0	0	3.2	5	5	1	0	2	20	16.2	
FLORIDA	02/06/16	*	38	7-12	.583	2-3	.667	2-3	.667	1	3	4	3.2	2	11	2	0	2	18	16.3	
GEORGIA	02/09/16	*	34	6-11	.545	0-2	.000	2-3	.667	0	3	3	3.2	1	8	0	0	3	14	16.2	
at RV/#20 South Carolina	2/13/16	*	38	7-14	.500	4-8	.500	9-11	.818	0	0	0	3.1	1	12	1	0	2	27	16.7	
TENNESSEE	02/18/16	*	35	3-15	.200	1-4	.250	4-4	1.000	0	4	4	3.1	2	9	2	0	0	11	16.4	
at RV/#24 Texas A&M	02/20/16	*	45	7-12	.583	3-5	.600	5-6	.833	0	4	4	3.2	2	11	4	1	1	22	16.7	
ALABAMA	02/23/16	*	36	5-13	.385	0-3	.000	9-11	.818	0	5	5	3.2	2	10	1	0	3	19	16.7	
at Vanderbilt	02/27/16	*	39	5-20	.250	0-7	.000	2-4	.500	1	2	3	3.2	3	6	1	0	1	12	16.6	
at Florida	3/1/16	*	37	5-10	.500	2-3	.667	7-8	.875	0	4	4	3.2	3	11	4	0	1	19	16.7	
Totals			29	1066	151-352	429	42-133	316	139-163	853	17	77	94	3.2	54	207	57	4	43	483	16.7

2015-16 Averages

Games played	29
Minutes/game	36.8
Points/game	16.7
FG Pct	42.9
3FG Pct	31.6
FT Pct	85.3
Rebounds/game	3.2
Assists/game	7.1
Turnovers/game	2.0
Assist/turnover ratio	3.6
Steals/game	1.5
Blocks/game	0.1

Season Highs

Points	27 at South Carolina (2/13/16)
FG Made	11 at Kansas (1/30/16)
FG Attempts	20 at Vanderbilt (2/27/16)
FG Pct (min 5 made)	.692 (9-13) vs. VANDERBILT (1/23/16)
3FG Made	4, twice, last at South Carolina (2/13/16)
3FG Attempts	8 at South Carolina (2/13/16)
3FG Pct (min 2 made)	1.000 (2-2) vs. USF (11/27/15)
FT Made	14 at Arkansas (1/21/16)
FTs Atts	15 at Arkansas (1/21/16)
FT Pct (min 3 made)	1.000 6x, best: 7-7 at Auburn (1/16/16)
Rebounds	10 at Auburn (1/16/16)
Assists	12 at South Carolina (2/13/16)
Steals	6 vs. OLE MISS (1/2/16)
Blocks	1, 4x, last at Texas A&M (2/20/16)
Minutes	45, twice, last at Texas A&M (2/20/16)

Career Highs

Points	27 at South Carolina (2/13/16)
FG Made	11 at Kansas (1/30/16)
FG Attempts	20 at Vanderbilt (2/27/16)
FG Pct (min 5 made)	.615 (8-13) vs. OLE MISS (1/2/16)
3FG Made	4, twice, last at South Carolina (2/13/16)
3FG Attempts	7, 3x, last vs. LOUISVILLE (12/26/15)
FT Made	14 at Arkansas (1/21/16)
FTs Atts	15 at Arkansas (1/21/16)
FT Pct (min 3 made)	1.000 8x, best: 7-7 at Auburn (1/16/16)
Rebounds	10 at Auburn (1/16/16)
Assists	12 at South Carolina (2/13/16)
Steals	6 vs. OLE MISS (1/2/16)
Blocks	1, 4x, last at Texas A&M (2/20/16)
Minutes	45, twice, last at Texas A&M (2/20/16)

Tyler Ulis' Career Stats

Year	GP-GS	Min-Avg	FG-FGA	Pct	3FG-FGA	Pct	FT-FTA	Pct	Off-Def-Tot-Avg	PF-FO	Ast	TO	Blk	Stl	Pts	Avg
2014-15	37-0	882-23.8	67-165	.406	33-77	.429	42-52	.808	16-51-67-1.8	56-0	135	38	2	37	209	5.6
2015-16	29-29	1066-36.8	151-352	.429	42-133	.316	139-163	.853	17-77-94-3.2	54-1	207	57	4	43	483	16.7
TOTAL	66-29	1948-29.5	218-517	.422	75-210	.357	181-215	.842	33-128-161-2.4	110-1	342	95	6	80	692	10.5

PLAYER BIOS

Charles Matthews • 6-6 • 189 • Freshman • Guard

Chicago (Saint Rita)



Notes

- Grabbed five rebounds in two straight games vs. Georgia and at South Carolina
- Posted seven points and five rebounds in 16 minutes vs. Georgia
- The seven points were his most since scoring seven vs. Eastern Kentucky on Dec. 9, and the five rebounds were his most since grabbing seven against Boston U. on Nov. 24
- John Calipari on Matthews' effort against Georgia: "I thought Charles was outstanding"
- Played 17 minutes vs. Missouri, the most he's played since logging 34 vs. Illinois State on Nov. 30
- Had a career-high two steals vs. Ole Miss
- Played a career-high 34 minutes against Illinois State
- Scored a career-high 11 points on 4-of-5 shooting and knocked down his first career 3 against South Florida
- Grabbed a career-high seven rebounds against Boston University
- Made his first career start in the opener against Albany and started against Illinois State and against Louisville
- Averaged 22.0 points per game as a high school senior

Did You Know ...

Charles is wearing No. 4 for the first time in his career because coming to Kentucky is a new experience and he wanted a new number to go with it.

Charles Matthews' 2015-16 Game-by-Game Stats

Opponent	Date	gs	min	Total		3-Pointers		Free throws		Rebounds				pf	a	t/o	blk	stl	pts	avg	
				fg-fga	pct	3fg-fga	pct	ft-fa	pct	off	def	tot	avg								
ALBANY	11/13/15	*	15	2-2	1.000	0-0	.000	0-0	.000	1	1	2	2.0	3	0	1	0	0	4	4.0	
NJIT	11/14/15		17	0-2	.000	0-1	.000	1-2	.500	0	0	0	1.0	0	2	0	0	0	1	2.5	
vs #5/4 Duke	11/17/15		7	0-0	.000	0-0	.000	0-0	.000	0	0	0	0.0	0	0	0	0	1	0	1.7	
WRIGHT STATE	11/20/15		13	2-2	1.000	0-0	.000	0-0	.000	1	0	1	0.8	3	0	1	0	1	4	2.3	
BOSTON U.	11/24/15		18	1-1	1.000	0-0	.000	1-4	.250	3	4	7	2.0	0	2	1	0	1	3	2.4	
vs USF	11/27/15		24	4-5	.800	1-1	1.000	2-2	1.000	1	1	2	2.0	2	1	2	0	1	11	3.8	
ILLINOIS STATE	11/30/15	*	34	1-6	.167	0-1	.000	3-8	.375	1	2	3	2.1	3	2	3	1	2	5	4.0	
at UCLA	12/03/15		14	1-4	.250	0-1	.000	0-0	.000	2	1	3	2.3	1	1	0	0	2	3.8		
EKU	12/9/15		13	3-4	.750	0-0	.000	1-1	1.000	1	1	2	2.2	1	0	2	0	0	7	4.1	
ARIZONA STATE	12/12/15		8	0-1	.000	0-0	.000	0-0	.000	1	0	1	2.1	0	1	1	0	1	0	3.7	
vs Ohio State	12/19/15		7	0-0	.000	0-0	.000	0-0	.000	0	0	0	1.9	1	0	1	0	1	0	3.4	
#16/15 LOUISVILLE	12/26/15	*	10	1-3	.333	0-0	.000	0-0	.000	1	1	2	1.9	4	0	0	0	0	2	3.3	
OLE MISS	01/02/16		10	1-1	1.000	0-0	.000	1-2	.500	1	0	1	1.8	2	0	0	0	2	3.2		
at LSU	01/05/16		7	0-0	.000	0-0	.000	0-0	.000	1	0	1	1.8	1	1	1	0	0	0	3.0	
at Alabama	1/9/16		3	0-1	.000	0-0	.000	0-0	.000	0	0	0	1.7	1	0	0	0	0	0	2.8	
MISSISSIPPI STATE	01/12/16		2	0-1	.000	0-0	.000	0-0	.000	0	0	0	1.6	1	0	1	0	0	0	2.6	
at Auburn	01/16/16		7	0-0	.000	0-0	.000	0-0	.000	0	0	0	1.5	1	1	0	0	0	0	2.5	
at Arkansas	01/21/16		12	0-1	.000	0-0	.000	1-2	.500	2	1	3	1.6	0	0	0	0	0	1	2.4	
VANDERBILT	01/23/16		15	1-2	.500	0-0	.000	0-2	.000	2	0	2	1.6	2	1	2	0	0	2	2.4	
MISSOURI	01/27/16		17	1-2	.500	0-0	.000	0-0	.000	2	1	3	1.7	0	0	0	1	0	2	2.4	
at #4/3 Kansas	01/30/16		2	0-0	.000	0-0	.000	0-0	.000	0	0	0	1.6	0	0	0	0	0	0	2.2	
at Tennessee	02/02/16		3	0-0	.000	0-0	.000	0-0	.000	0	0	0	1.5	1	0	0	0	0	0	2.1	
FLORIDA	02/06/16		11	1-4	.250	0-0	.000	0-1	.000	0	1	1	1.5	0	0	0	0	0	2	2.1	
GEORGIA	02/09/16		16	2-2	1.000	0-0	.000	3-4	.750	3	2	5	1.6	1	0	0	0	0	7	2.3	
at RV#20 South Carolina	2/13/16		12	1-3	.333	0-0	.000	0-0	.000	2	3	5	1.8	1	1	1	0	0	2	2.3	
TENNESSEE	02/18/16		15	0-2	.000	0-0	.000	0-1	.000	1	1	2	1.8	2	0	1	0	1	0	2.2	
at RV#24 Texas A&M	02/20/16		7	0-1	.000	0-0	.000	0-0	.000	0	1	1	1.7	0	0	0	0	0	0	2.1	
ALABAMA	02/23/16		5	0-0	.000	0-0	.000	0-0	.000	0	2	2	1.8	0	0	0	0	1	0	2.1	
at Vanderbilt	02/27/16		11	0-0	.000	0-0	.000	0-2	.000	2	2	4	1.8	1	0	0	2	1	0	2.0	
at Florida	3/1/16		3	0-0	.000	0-0	.000	0-0	.000	0	0	0	1.8	0	0	0	0	0	0	1.9	
Totals			3	338	22-50	.440	1-4	.250	13-31	.419	28	25	53	1.8	32	13	18	4	13	58	1.9

2015-16 Averages

Games played	30
Minutes/game	11.3
Points/game	1.9
FG Pct	44.0
3FG Pct	25.0
FT Pct	41.9
Rebounds/game	1.8
Assists/game	0.4
Turnovers/game	0.6
Assist/turnover ratio	0.7
Steals/game	0.4
Blocks/game	0.1

Season Highs

Points	11 vs. USF (11/27/15)
FG Made	4 vs. USF (11/27/15)
FG Atts	6 vs. ILLINOIS ST. (11/30/15)
3-FG Made	1 vs. USF (11/27/15)
3-FG Atts	1, 4x, last at UCLA (12/3/15)
FTs Made	3, twice, last vs. GEORGIA (2/9/16)
FTs Atts	8 vs. ILLINOIS ST. (11/30/15)
FT Pct (min 3 made)	.750 (3-4) vs. GEORGIA (2/9/16)
Rebounds	7 vs. BOSTON (11/24/15)
Assists	2, 3x, last vs. ILLINOIS ST. (11/30/15)
Steals	2, twice, last vs. OLE MISS (1/2/16)
Blocks	2 at Vanderbilt (2/27/16)
Minutes	34 vs. ILLINOIS ST. (11/30/15)

Career Highs

Points	11 vs. USF (11/27/15)
FG Made	4 vs. USF (11/27/15)
FG Atts	6 vs. ILLINOIS ST. (11/30/15)
3-FG Made	1 vs. USF (11/27/15)
3-FG Atts	1, 4x, last at UCLA (12/3/15)
FTs Made	3, twice, last vs. GEORGIA (2/9/16)
FTs Atts	8 vs. ILLINOIS ST. (11/30/15)
FT Pct (min 3 made)	.750 (3-4) vs. GEORGIA (2/9/16)
Rebounds	7 vs. BOSTON (11/24/15)
Assists	2, 3x, last vs. ILLINOIS ST. (11/30/15)
Steals	2, twice, last vs. OLE MISS (1/2/16)
Blocks	2 at Vanderbilt (2/27/16)
Minutes	34 vs. ILLINOIS ST. (11/30/15)

Charles Matthews' Career Stats

Year	GP-GS	Min-Avg	FG-FGA	Pct	3FG-FGA	Pct	FT-FTA	Pct	Off-Def-Tot-Avg	PF-FO	Ast	TO	Blk	Stl	Pts	Avg
2015-16	30-3	338-11.3	22-50	.440	1-4	.250	13-31	.419	28-25-53-1.8	32-0	13	18	4	13	58	1.9
TOTAL	30-3	338-11.3	22-50	.440	1-4	.250	13-31	.419	28-25-53-1.8	32-0	13	18	4	13	58	1.9

PLAYER BIOS

Jonny David • 6-2 • 175 • Freshman • Guard

Pittsburgh (Mt. Lebanon)



Notes

- Scored his first career points at the free-throw line in the final minute of the USF game
- Saw his first action of his career late in the game vs. NJIT
- Averaged 18.5 points per game as a senior in high school
- An All-State performer and a 1,000-point scorer at Mt. Lebanon

Did You Know ...

His father, Joseph, was his high school coach. Joseph was also one of John Calipari's first players while an assistant coach at Pittsburgh.

Jonny David's 2015-16 Game-by-Game Stats

Opponent	Date	gs	min	Total		3-Pointers		Free throws		Rebounds				pf	a	t/o	blk	stl	pts	avg
				fg-fga	pct	3fg-fga	pct	ft-fa	pct	off	def	tot	avg							
ALBANY	11/13/15		dnp	-	-	-	-	-	-	-	-	-	-	-	-	-	-	-	-	-
NJIT	11/14/15	2		0-0	.000	0-0	.000	0-0	.000	0	0	0	0.0	0	0	0	0	0	0	0.0
vs #5/4 Duke	11/17/15		dnp	-	-	-	-	-	-	-	-	-	-	-	-	-	-	-	-	-
WRIGHT STATE	11/20/15		dnp	-	-	-	-	-	-	-	-	-	-	-	-	-	-	-	-	-
BOSTON U.	11/24/15	1		0-0	.000	0-0	.000	0-0	.000	0	0	0	0.0	0	0	0	0	0	0	0.0
vs USF	11/27/15	1		0-0	.000	0-0	.000	2-2	1.000	0	0	0	0.0	0	0	0	0	0	2	0.7
ILLINOIS STATE	11/30/15		dnp	-	-	-	-	-	-	-	-	-	-	-	-	-	-	-	-	-
at UCLA	12/03/15		dnp	-	-	-	-	-	-	-	-	-	-	-	-	-	-	-	-	-
EKU	12/9/15		dnp	-	-	-	-	-	-	-	-	-	-	-	-	-	-	-	-	-
ARIZONA STATE	12/12/15	1		0-1	.000	0-1	.000	0-0	.000	0	0	0	0.0	0	0	1	0	0	0	0.5
vs Ohio State	12/19/15		dnp	-	-	-	-	-	-	-	-	-	-	-	-	-	-	-	-	-
#16/15 LOUISVILLE	12/26/15		dnp	-	-	-	-	-	-	-	-	-	-	-	-	-	-	-	-	-
OLE MISS	01/02/16		dnp	-	-	-	-	-	-	-	-	-	-	-	-	-	-	-	-	-
at LSU	01/05/16		dnp	-	-	-	-	-	-	-	-	-	-	-	-	-	-	-	-	-
at Alabama	1/9/16		dnp	-	-	-	-	-	-	-	-	-	-	-	-	-	-	-	-	-
MISSISSIPPI STATE	01/12/16		dnp	-	-	-	-	-	-	-	-	-	-	-	-	-	-	-	-	-
at Auburn	01/16/16	0		0-0	.000	0-0	.000	0-0	.000	0	0	0	0.0	0	0	0	0	0	0	0.4
at Arkansas	01/21/16	0		0-0	.000	0-0	.000	0-0	.000	0	0	0	0.0	0	0	0	0	0	0	0.3
VANDERBILT	01/23/16		dnp	-	-	-	-	-	-	-	-	-	-	-	-	-	-	-	-	-
MISSOURI	01/27/16	1		0-1	.000	0-1	.000	0-0	.000	0	0	0	0.0	1	0	0	0	0	0	0.3
at #4/3 Kansas	01/30/16		dnp	-	-	-	-	-	-	-	-	-	-	-	-	-	-	-	-	-
at Tennessee	02/02/16		dnp	-	-	-	-	-	-	-	-	-	-	-	-	-	-	-	-	-
FLORIDA	02/06/16		dnp	-	-	-	-	-	-	-	-	-	-	-	-	-	-	-	-	-
GEORGIA	02/09/16	2		0-0	.000	0-0	.000	0-0	.000	0	0	0	0.0	0	0	0	0	0	0	0.3
at RV/#20 South Carolina	2/13/16		dnp	-	-	-	-	-	-	-	-	-	-	-	-	-	-	-	-	-
TENNESSEE	02/18/16	1		0-0	.000	0-0	.000	0-0	.000	0	0	0	0.0	0	0	0	0	0	0	0.2
at RV/#24 Texas A&M	02/20/16		dnp	-	-	-	-	-	-	-	-	-	-	-	-	-	-	-	-	-
ALABAMA	02/23/16		dnp	-	-	-	-	-	-	-	-	-	-	-	-	-	-	-	-	-
at Vanderbilt	02/27/16	1		0-0	.000	0-0	.000	0-0	.000	0	0	0	0.0	0	0	0	0	0	0	0.2
at Florida	3/1/16		dnp	-	-	-	-	-	-	-	-	-	-	-	-	-	-	-	-	-
Totals		0	10	0-2	.000	0-2	.000	2-2	1.000	0	0	0	0.0	1	0	1	0	0	2	0.2

2015-16 Averages

Games played	10
Minutes/game	1.0
Points/game	0.2
FG Pct	0.0
3FG Pct	0.0
FT Pct	100.0
Turnovers/game	0.1

Season Highs

Points.....2 vs. USF (11/27/15)
 FG Atts..... 1, twice, last vs. MISSOURI (1/27/16)
 FG Atts..... 1, twice, last vs. MISSOURI (1/27/16)
 FTs Made2 vs. USF (11/27/15)
 FTs Atts2 vs. USF (11/27/15)
 Minutes2, twice, last vs. GEORGIA (2/9/16)

Career Highs

Points.....2 vs. USF (11/27/15)
 FG Atts..... 1, twice, last vs. MISSOURI (1/27/16)
 FG Atts..... 1, twice, last vs. MISSOURI (1/27/16)
 FTs Made2 vs. USF (11/27/15)
 FTs Atts2 vs. USF (11/27/15)
 Minutes2, twice, last vs. GEORGIA (2/9/16)

Jonny David's Career Stats

Year	GP-GS	Min-Avg	FG-FGA	Pct	3FG-FGA	Pct	FT-FTA	Pct	Off-Def-Tot-Avg	PF-FO	Ast	TO	Blk	Stl	Pts	Avg
2015-16	10-0	10-1.0	0-2	.000	0-2	.000	2-2	1.000	0-0-0-0.0	1-0	0	1	0	0	2	0.2
TOTAL	10-0	10-1.0	0-2	.000	0-2	.000	2-2	1.000	0-0-0-0.0	1-0	0	1	0	0	2	0.2

PLAYER BIOS

Mychal Mulder • 6-4 • 185 • Junior • Guard

Windsor, Ontario (Vincennes University)

MULDER
11



Notes

- Had career highs with five points and eight rebounds at LSU
 - Made his first career 3-pointer at LSU
- Played an average of 10.5 minutes per game over a four-game stretch in mid-January after playing seven or fewer in each of the the opening 13 games
- Averaged 15.7 points and 6.4 rebounds per game while connecting on 46.3 percent of his field goals from 3-point range as a sophomore at Vincennes
- A junior-college All-American

Did You Know ...

Mychal says the best gift he has ever received in his lifetime was the offer to play basketball at UK.

Mychal Mulder's 2015-16 Game-by-Game Stats

Opponent	Date	gs	min	Total		3-Pointers		Free throws		Rebounds				pf	a	t/o	blk	stl	pts	avg
				fg-fga	pct	3fg-fga	pct	ft-fa	pct	off	def	tot	avg							
ALBANY	11/13/15	2	1-1	1.000	0-0	.000	0-0	.000	0	0	0	0.0	0	0	0	0	0	0	2	2.0
NJIT	11/14/15	3	0-0	.000	0-0	.000	0-0	.000	0	2	2	1.0	0	1	0	0	0	0	1.0	
vs #5/4 Duke	11/17/15	dnp	-	-	-	-	-	-	-	-	-	-	-	-	-	-	-	-	-	
WRIGHT STATE	11/20/15	4	0-0	.000	0-0	.000	0-0	.000	0	2	2	1.3	1	1	0	0	0	0	0.7	
BOSTON U.	11/24/15	1	0-0	.000	0-0	.000	0-0	.000	0	0	0	1.0	0	0	0	0	0	0	0.5	
vs USF	11/27/15	4	0-1	.000	0-1	.000	0-0	.000	0	0	0	0.8	0	0	0	0	0	0	0.4	
ILLINOIS STATE	11/30/15	2	0-0	.000	0-0	.000	0-0	.000	0	0	0	0.7	0	0	0	0	0	0	0.3	
at UCLA	12/03/15	dnp	-	-	-	-	-	-	-	-	-	-	-	-	-	-	-	-	-	
EKU	12/9/15	dnp	-	-	-	-	-	-	-	-	-	-	-	-	-	-	-	-	-	
ARIZONA STATE	12/12/15	7	0-1	.000	0-1	.000	0-0	.000	2	0	2	0.9	0	1	0	0	0	0	0.3	
vs Ohio State	12/19/15	4	0-1	.000	0-1	.000	0-0	.000	1	0	1	0.9	0	1	0	0	0	0	0.3	
#16/15 LOUISVILLE	12/26/15	1	0-0	.000	0-0	.000	0-0	.000	0	0	0	0.8	0	0	0	0	0	0	0.2	
OLE MISS	01/02/16	dnp	-	-	-	-	-	-	-	-	-	-	-	-	-	-	-	-	-	
at LSU	01/05/16	14	1-4	.250	1-2	.500	2-2	1.000	3	5	8	1.5	0	0	0	0	0	5	0.7	
at Alabama	1/9/16	11	1-4	.250	1-2	.500	0-0	.000	2	2	4	1.7	2	0	1	0	0	3	0.9	
MISSISSIPPI STATE	01/12/16	10	1-5	.200	0-3	.000	0-0	.000	0	0	0	1.6	0	2	0	0	1	2	1.0	
at Auburn	01/16/16	7	0-0	.000	0-0	.000	0-0	.000	0	3	3	1.7	0	0	0	0	0	0	0.9	
at Arkansas	01/21/16	2	0-0	.000	0-0	.000	0-0	.000	0	1	1	1.6	0	0	1	0	0	0	0.9	
VANDERBILT	01/23/16	dnp	-	-	-	-	-	-	-	-	-	-	-	-	-	-	-	-	-	
MISSOURI	01/27/16	4	0-0	.000	0-0	.000	0-0	.000	0	0	0	1.5	2	0	0	0	0	0	0.8	
at #4/3 Kansas	01/30/16	dnp	-	-	-	-	-	-	-	-	-	-	-	-	-	-	-	-	-	
at Tennessee	02/02/16	dnp	-	-	-	-	-	-	-	-	-	-	-	-	-	-	-	-	-	
FLORIDA	02/06/16	0	0-0	.000	0-0	.000	0-0	.000	0	0	0	1.4	0	0	0	0	0	0	0.8	
GEORGIA	02/09/16	3	0-0	.000	0-0	.000	0-0	.000	0	1	1	1.4	0	0	0	0	0	0	0.7	
at RV/#20 South Carolina	2/13/16	dnp	-	-	-	-	-	-	-	-	-	-	-	-	-	-	-	-	-	
TENNESSEE	02/18/16	1	0-0	.000	0-0	.000	0-0	.000	0	0	0	1.3	0	0	0	0	0	0	0.7	
at RV/#24 Texas A&M	02/20/16	dnp	-	-	-	-	-	-	-	-	-	-	-	-	-	-	-	-	-	
ALABAMA	02/23/16	2	0-1	.000	0-0	.000	0-0	.000	1	0	1	1.3	0	0	0	0	0	0	0.6	
at Vanderbilt	02/27/16	1	0-1	.000	0-1	.000	0-0	.000	0	1	1	1.3	0	0	0	0	0	0	0.6	
at Florida	3/1/16	dnp	-	-	-	-	-	-	-	-	-	-	-	-	-	-	-	-	-	
Totals		0	83	4-19	.211	2-11	.182	2-2	1.000	9	17	26	1.3	5	6	2	0	1	12	0.6

2015-16 Averages

Games played	20
Minutes/game	4.2
Points/game	0.6
FG Pct	21.1
3FG Pct	18.2
FT Pct	100.0
Rebounds/game	1.3
Assists/game	0.3
Turnovers/game	0.1
Assist/turnover ratio	3.0
Steals/game	0.1

Season Highs

Points	5 at LSU (1/5/16)
FG Made	1, 4x, last vs. MISSISSIPPI ST. (1/12/16)
FG Attempts	5 vs. MISSISSIPPI ST. (1/12/16)
3-FG Made	1, twice, last at Alabama (1/9/16)
3-FG Atts	3 vs. MISSISSIPPI ST. (1/12/16)
FTs Made	2 at LSU (1/5/16)
FTs Atts	2 at LSU (1/5/16)
Rebounds	8 at LSU (1/5/16)
Assists	2 vs. MISSISSIPPI ST. (1/12/16)
Steals	1 vs. MISSISSIPPI ST. (1/12/16)
Blocks	-
Minutes	14 at LSU (1/5/16)

Career Highs

Points	5 at LSU (1/5/16)
FG Made	1, 4x, last vs. MISSISSIPPI ST. (1/12/16)
FG Attempts	5 vs. MISSISSIPPI ST. (1/12/16)
3-FG Made	1, twice, last at Alabama (1/9/16)
3-FG Atts	3 vs. MISSISSIPPI ST. (1/12/16)
FTs Made	2 at LSU (1/5/16)
FTs Atts	2 at LSU (1/5/16)
Rebounds	8 at LSU (1/5/16)
Assists	2 vs. MISSISSIPPI ST. (1/12/16)
Steals	1 vs. MISSISSIPPI ST. (1/12/16)
Blocks	-
Minutes	14 at LSU (1/5/16)

Mychal Mulder's Career Stats

Year	GP-GS	Min-Avg	FG-FGA	Pct	3FG-FGA	Pct	FT-FTA	Pct	Off-Def-Tot-Avg	PF-FO	Ast	TO	Blk	Stl	Pts	Avg
2015-16	20-0	83-4.2	4-19	.211	2-11	.182	2-2	1.000	9-17-26-1.3	5-0	6	2	0	1	12	0.6
TOTAL	20-0	83-4.2	4-19	.211	2-11	.182	2-2	1.000	9-17-26-1.3	5-0	6	2	0	1	12	0.6

PLAYER BIOS

Isaiah Briscoe • 6-3 • 202 • Freshman • Guard

Newark, N.J. (Roselle Catholic)

**BRISCOE
13**



Notes

- Has reached double-figure scoring in 16 games
- Dished out three or more assists in 10 of the last 13 games
- Averaging 5.2 rebounds a game, ranking No. 3 on UK overall and tops on the team among guards
- Scored a career-high 20 points at UCLA on 7-of-10 shooting and was named the SEC Freshman of the Week on Dec. 7 after pouring in 38 points to lead the Wildcats in two games
- Posted a double-double in his UK debut, scoring 11 points and collecting 12 rebounds against NJIT
- Considered one of the best on-ball defenders in the country
- High school All-American by Parade Magazine, USA Today and a McDonald's All-American
- USA Basketball U19 Team selection

Did You Know ...

Basketball is a part of Isaiah's family. His cousin is Cleveland Cavalier Kyrie Irving, and his older sister, Ilesha, played at Syracuse.

Isaiah Briscoe's 2015-16 Game-by-Game Stats

Opponent	Date	gs	min	Total		3-Pointers		Free throws		Rebounds				pf	a	t/o	blk	stl	pts	avg	
				fg-fga	pct	3fg-fga	pct	ft-fla	pct	off	def	tot	avg								
ALBANY	11/13/15		dnp	-	-	-	-	-	-	-	-	-	-	-	-	-	-	-	-	-	
NJIT	11/14/15		29	5-11	.455	1-4	.250	0-0	.000	1	11	12	12.0	1	2	4	0	2	11	11.0	
vs #5/4 Duke	11/17/15	*	31	5-8	.625	1-1	1.000	1-3	.333	0	3	3	7.5	1	1	0	2	12	11.5		
WRIGHT STATE	11/20/15	*	35	7-11	.636	0-2	.000	1-5	.200	0	3	3	6.0	3	2	3	0	0	15	12.7	
BOSTON U.	11/24/15	*	35	4-10	.400	0-1	.000	3-7	.429	3	4	7	6.3	2	5	1	1	3	11	12.3	
vs USF	11/27/15	*	27	3-9	.333	0-1	.000	0-1	.000	0	6	6	6.2	3	7	3	0	2	6	11.0	
ILLINOIS STATE	11/30/15	*	27	7-13	.538	0-2	.000	4-7	.571	1	6	7	6.3	5	3	5	1	1	18	12.2	
at UCLA	12/03/15	*	27	7-10	.700	1-2	.500	5-8	.625	1	1	2	5.7	4	1	1	0	0	20	13.3	
EKU	12/9/15	*	26	5-9	.556	0-0	.000	0-3	.000	2	4	6	5.8	4	1	1	0	2	10	12.9	
ARIZONA STATE	12/12/15	*	32	4-9	.444	1-3	.333	0-2	.000	0	4	4	5.6	3	2	4	0	2	9	12.4	
vs Ohio State	12/19/15	*	35	1-9	.111	0-1	.000	1-4	.250	2	4	6	5.6	2	7	2	0	1	3	11.5	
#16/15 LOUISVILLE	12/26/15		dnp	-	-	-	-	-	-	-	-	-	-	-	-	-	-	-	-	-	
OLE MISS	01/02/16	*	35	2-8	.250	0-2	.000	2-4	.500	2	3	5	5.5	3	3	1	0	4	6	11.0	
at LSU	01/05/16	*	30	2-6	.333	0-2	.000	1-7	.143	1	5	6	5.6	4	0	3	1	1	5	10.5	
at Alabama	1/9/16	*	36	6-10	.600	0-1	.000	0-2	.000	1	4	5	5.5	1	4	1	0	0	12	10.6	
MISSISSIPPI STATE	01/12/16	*	36	7-9	.778	0-0	.000	0-1	.000	2	2	4	5.4	4	5	1	0	1	14	10.9	
at Auburn	01/16/16	*	31	3-12	.250	0-0	.000	2-4	.500	2	1	3	5.3	4	1	4	0	2	8	10.7	
at Arkansas	01/21/16	*	29	1-7	.143	0-2	.000	0-0	.000	3	4	7	5.4	4	3	0	0	0	2	10.1	
VANDERBILT	01/23/16	*	36	3-8	.375	0-1	.000	0-0	.000	0	4	4	5.3	3	4	2	0	0	6	9.9	
MISSOURI	01/27/16	*	33	5-9	.556	0-0	.000	5-6	.833	2	4	6	5.3	2	6	0	0	2	15	10.2	
at #4/3 Kansas	01/30/16	*	38	3-9	.333	0-1	.000	6-12	.500	1	3	4	5.3	4	5	3	1	0	12	10.3	
at Tennessee	02/02/16	*	30	5-10	.500	0-0	.000	0-1	.000	4	4	8	5.4	4	3	1	0	0	10	10.3	
FLORIDA	02/06/16	*	34	1-6	.167	0-1	.000	1-2	.500	1	1	2	5.2	3	6	1	0	0	3	9.9	
GEORGIA	02/09/16	*	23	2-6	.333	0-0	.000	3-8	.375	0	3	3	5.1	2	4	2	0	1	7	9.8	
at RV/#20 South Carolina	2/13/16	*	31	4-8	.500	0-1	.000	2-3	.667	1	4	5	5.1	3	3	5	0	1	10	9.8	
TENNESSEE	02/18/16	*	36	2-10	.200	0-3	.000	1-4	.250	2	8	10	5.3	3	1	0	0	0	5	9.6	
at RV/#24 Texas A&M	02/20/16	*	41	5-12	.417	1-1	1.000	0-0	.000	1	5	6	5.4	4	3	2	0	0	11	9.6	
ALABAMA	02/23/16	*	33	4-11	.364	0-1	.000	2-3	.667	1	3	4	5.3	2	1	0	0	1	10	9.7	
at Vanderbilt	02/27/16	*	34	4-8	.500	0-3	.000	0-4	.000	1	3	4	5.3	2	2	0	0	0	8	9.6	
at Florida	3/1/16	*	32	4-7	.571	0-0	.000	5-6	.833	2	1	3	5.2	5	3	0	0	0	13	9.7	
Totals			27	902	111-255	.435	5-36	.139	45-107	.421	37	108	145	5.2	85	88	51	4	28	272	9.7

2015-16 Averages

Games played	28
Minutes/game	32.2
Points/game	9.7
FG Pct	43.5
3FG Pct	13.9
FT Pct	42.1
Rebounds/game	5.2
Assists/game	3.1
Turnovers/game	1.8
Assist/turnover ratio	1.7
Steals/game	1.0
Blocks/game	0.1

Season Highs

Points	20 at UCLA (12/3/15)
FG Made	7, 4x, last vs. MISSISSIPPI ST. (1/12/16)
FG Attempts	13 vs. ILLINOIS ST. (11/30/15)
FG Pct (min 5 made)	.778 (7-9) vs. MISSISSIPPI ST. (1/12/16)
3FG Made	1, 5x, last at Texas A&M (2/20/16)
3FG Attempts	4 vs. NJIT (11/14/15)
FT Made	6 at Kansas (1/30/16)
FT Atts	12 at Kansas (1/30/16)
FT Pct (min 3 made)	.833 (5 of 6), 2x, last at Florida (3/1/16)
Rebounds	12 vs. NJIT (11/14/15)
Assists	7, twice, last vs. Ohio St. (12/19/15)
Steals	4 vs. OLE MISS (1/2/16)
Minutes	41 at Texas A&M (2/20/16)

Career Highs

Points	20 at UCLA (12/3/15)
FG Made	7, 4x, last vs. MISSISSIPPI ST. (1/12/16)
FG Attempts	13 vs. ILLINOIS ST. (11/30/15)
FG Pct (min 5 made)	.778 (7-9) vs. MISSISSIPPI ST. (1/12/16)
3FG Made	1, 5x, last at Texas A&M (2/20/16)
3FG Attempts	4 vs. NJIT (11/14/15)
FT Made	6 at Kansas (1/30/16)
FT Atts	12 at Kansas (1/30/16)
FT Pct (min 3 made)	.833 (5 of 6), 2x, last at Florida (3/1/16)
Rebounds	12 vs. NJIT (11/14/15)
Assists	7, twice, last vs. Ohio St. (12/19/15)
Steals	4 vs. OLE MISS (1/2/16)
Minutes	41 at Texas A&M (2/20/16)

Isaiah Briscoe's Career Stats

Year	GP-GS	Min-Avg	FG-FGA	Pct	3FG-FGA	Pct	FT-FTA	Pct	Off-Def-Tot-Avg	PF-FO	Ast	TO	Blk	Stl	Pts	Avg
2015-16	28-27	902-32.2	111-255	.435	5-36	.139	45-107	.421	37-108-145-5.2	85-2	88	51	4	28	272	9.7
TOTAL	28-27	902-32.2	111-255	.435	5-36	.139	45-107	.421	37-108-145-5.2	85-2	88	51	4	28	272	9.7

PLAYER BIOS

Tai Wynyard • 6-10 • 255 • Freshman • Forward

Auckland, New Zealand (Rangitoto College)

WYNYARD
14



Notes

- Midyear enrollee who joined the Wildcats on Dec. 17
- Became eligible for the Ohio State game on Dec. 18
- Made the New Zealand National Team at 16 years old, the youngest player ever to make the team
- Named the MVP of the FIBA 3-on-3 World Championships after leading New Zealand to the gold medal
- Played in the Nike Hoop Summit and the International Jordan Brand Classic

Did You Know ...

Tai's father, Jason, is a world-champion lumberjack and owns more than 150 individual world titles.

Tai Wynyard's 2015-16 Game-by-Game Stats

2015-16 Averages

Season Highs

Career Highs

Tai Wynyard's Career Stats

Year	GP-GS	Min-Avg	FG-FGA	Pct	3FG-FGA	Pct	FT-FTA	Pct	Off-Def-Tot-Avg	PF-FO	Ast	TO	Blk	Stl	Pts	Avg
2015-16	-	-	-	-	-	-	-	-	-	-	-	-	-	-	-	-
TOTAL	-	-	-	-	-	-	-	-	-	-	-	-	-	-	-	-

PLAYER BIOS

Isaac Humphries • 7-0 • 260 • Freshman • Forward

Sydney, Australia (La Lumiere School)

HUMPHRIES
15



Notes

- Has played increased minutes in the last eight games, including making his first career start vs. Alabama
- Posted career highs in points (six) and rebounds (12) at Texas A&M
- After the Tennessee (Feb. 18) game Calipari said of Humphries: "He just fights. He goes after balls, and that's all you want guys to do ... he waited a long time to get his opportunity. Now he's got an opportunity to play and he's taking advantage
- Blocked a career-high four shots vs. Georgia
- Logged a career-high 27 minutes at UCLA, where he posted four points and a then-career-high six rebounds
- Did not play vs. Wright State and Boston University because of a left foot injury
- Gave UK 12 quality minutes in the win over Duke with two points, three rebounds and two blocks
- Reclassified to the 2015 class and joined the team in August
- Vital member of Australian U17 team that took silver at 2014 FIBA U17 World Championships

Did You Know ...

When Isaac needs to relax or de-stress he can be found in UK's Singletary Center playing the piano.

Isaac Humphries' 2015-16 Game-by-Game Stats

Opponent	Date	gs	min	Total		3-Pointers		Free throws		Rebounds				pf	a	t/o	blk	stl	pts	avg
				fg-fga	pct	3fg-fga	pct	ft-fa	pct	off	def	tot	avg							
ALBANY	11/13/15	7		0-1	.000	0-0	.000	4-4	1.000	0	2	2	2.0	0	0	1	0	0	4	4.0
NJIT	11/14/15	6		2-4	.500	0-0	.000	1-2	.500	1	2	3	2.5	1	0	2	1	0	5	4.5
vs #5/4 Duke	11/17/15	12		1-3	.333	0-0	.000	0-0	.000	2	1	3	2.7	3	1	1	2	0	2	3.7
WRIGHT STATE	11/20/15	dnp		-	-	-	-	-	-	-	-	-	-	-	-	-	-	-	-	-
BOSTON U.	11/24/15	dnp		-	-	-	-	-	-	-	-	-	-	-	-	-	-	-	-	-
vs USF	11/27/15	11		1-3	.333	0-0	.000	0-0	.000	0	0	0	2.0	3	0	1	2	0	2	3.3
ILLINOIS STATE	11/30/15	dnp		-	-	-	-	-	-	-	-	-	-	-	-	-	-	-	-	-
at UCLA	12/03/15	27		1-2	.500	0-0	.000	2-4	.500	2	4	6	2.8	1	0	1	0	0	4	3.4
EKU	12/9/15	dnp		-	-	-	-	-	-	-	-	-	-	-	-	-	-	-	-	-
ARIZONA STATE	12/12/15	5		1-1	1.000	0-0	.000	1-1	1.000	1	0	1	2.5	3	0	0	0	0	3	3.3
vs Ohio State	12/19/15	dnp		-	-	-	-	-	-	-	-	-	-	-	-	-	-	-	-	-
#16/15 LOUISVILLE	12/26/15	dnp		-	-	-	-	-	-	-	-	-	-	-	-	-	-	-	-	-
OLE MISS	01/02/16	1		0-1	.000	0-0	.000	0-0	.000	0	0	0	2.1	2	0	1	0	0	0	2.9
at LSU	01/05/16	7		0-2	.000	0-0	.000	0-0	.000	0	1	1	2.0	3	0	0	0	0	0	2.5
at Alabama	1/9/16	dnp		-	-	-	-	-	-	-	-	-	-	-	-	-	-	-	-	-
MISSISSIPPI STATE	01/12/16	dnp		-	-	-	-	-	-	-	-	-	-	-	-	-	-	-	-	-
at Auburn	01/16/16	dnp		-	-	-	-	-	-	-	-	-	-	-	-	-	-	-	-	-
at Arkansas	01/21/16	1		0-0	.000	0-0	.000	0-0	.000	0	0	0	1.8	1	0	0	0	0	0	2.2
VANDERBILT	01/23/16	dnp		-	-	-	-	-	-	-	-	-	-	-	-	-	-	-	-	-
MISSOURI	01/27/16	7		0-0	.000	0-0	.000	0-0	.000	0	1	1	1.7	1	0	0	0	0	0	2.0
at #4/3 Kansas	01/30/16	dnp		-	-	-	-	-	-	-	-	-	-	-	-	-	-	-	-	-
at Tennessee	02/02/16	dnp		-	-	-	-	-	-	-	-	-	-	-	-	-	-	-	-	-
FLORIDA	02/06/16	15		2-3	.667	0-0	.000	0-0	.000	3	3	6	2.1	3	0	0	2	0	4	2.2
GEORGIA	02/09/16	14		0-1	.000	0-0	.000	0-0	.000	0	3	3	2.2	5	0	1	4	0	0	2.0
at RV/#20 South Carolina	2/13/16	7		0-0	.000	0-0	.000	0-0	.000	0	1	1	2.1	4	0	0	0	0	0	1.8
TENNESSEE	02/18/16	16		1-2	.500	0-0	.000	1-2	.500	4	2	6	2.4	4	0	1	2	0	3	1.9
at RV/#24 Texas A&M	02/20/16	20		2-2	1.000	0-0	.000	2-2	1.000	2	10	12	3.0	5	0	0	2	1	6	2.2
ALABAMA	02/23/16	21		2-5	.400	0-0	.000	0-0	.000	2	2	4	3.1	2	1	0	1	0	4	2.3
at Vanderbilt	02/27/16	14		0-2	.000	0-0	.000	0-0	.000	0	1	1	2.9	1	0	0	0	0	0	2.2
at Florida	3/1/16	7		2-3	.667	0-0	.000	0-0	.000	2	1	3	2.9	2	0	1	0	0	4	2.3
Totals		1	198	15-35	.429	0-0	.000	11-15	.733	19	34	53	2.9	44	2	10	16	1	41	2.3

2015-16 Averages

Games played	18
Minutes/game	11.0
Points/game	2.3
FG Pct	42.9
FT Pct	73.3
Rebounds/game	2.9
Assists/game	0.1
Turnovers/game	0.6
Assist/turnover ratio	0.2
Steals/game	0.1
Blocks/game	0.9

Season Highs

Points	6 at Texas A&M (2/20/16)
FG Made	2, 5x, last at Florida (3/1/16)
FG Attempts	5, vs. ALABAMA (2/23/16)
FT Made	4 vs. ALBANY (11/13/15)
FT Attempts	4, twice, last at UCLA (12/3/15)
FT Pct (min 3 made)	1.000 (4-4) vs. ALBANY (11/13/15)
Rebounds	12 at Texas A&M (2/20/16)
Assists	1, 2x, last vs. ALABAMA (2/23/16)
Steals	1 at Texas A&M (2/20/16)
Blocks	4 vs. GEORGIA (2/9/16)
Minutes	27 at UCLA (12/3/15)

Career Highs

Points	6 at Texas A&M (2/20/16)
FG Made	2, 5x, last at Florida (3/1/16)
FG Attempts	5, vs. ALABAMA (2/23/16)
FT Made	4 vs. ALBANY (11/13/15)
FT Attempts	4, twice, last at UCLA (12/3/15)
FT Pct (min 3 made)	1.000 (4-4) vs. ALBANY (11/13/15)
Rebounds	12 at Texas A&M (2/20/16)
Assists	1, 2x, last vs. ALABAMA (2/23/16)
Steals	1 at Texas A&M (2/20/16)
Blocks	4 vs. GEORGIA (2/9/16)
Minutes	27 at UCLA (12/3/15)

Isaac Humphries' Career Stats

Year	GP-GS	Min-Avg	FG-FGA	Pct	3FG-FGA	Pct	FT-FTA	Pct	Off-Def-Tot-Avg	PF-FO	Ast	TO	Blk	Stl	Pts	Avg
2015-16	18-1	198-11.0	15-35	.429	0-0	.000	11-15	.733	19-34-53-2.9	44-2	2	10	16	1	41	2.3
TOTAL	18-1	198-11.0	15-35	.429	0-0	.000	11-15	.733	19-34-53-2.9	44-2	2	10	16	1	41	2.3

PLAYER BIOS

Alex Poythress • 6-8 • 230 • Senior • Forward

Clarksville, Tenn. (Northeast)

POYTHRESS
22



Notes

- Averaging 9.9 points and 6.4 rebounds per game, ranking third and tied for first on the team, respectively
- Missed five games with a right knee injury and returned for a 14-point performance vs. Alabama
- Coming off his fourth double-double of the season (sixth of his career) at Florida
- The 15th player in school history to post 800 points, 500 rebounds and 70 blocks in his career
- Scored in double figures in five of the last seven games he's played in, averaging 11.0 points over that span
- Scored a career-high 25 points on 9-of-11 shooting to go along with seven rebounds in the win at Alabama
- Totaled 21 points and a career-high-tying 13 rebounds against ECU - nearly a year to the day from tearing his ACL
- Posted two straight double-doubles vs. Wright State and Boston U., becoming the first UK senior with consecutive double-doubles since Josh Harrellson in 2010-21 (Dec. 31, 2010 vs. Louisville and Jan. 3, 2011 vs. Penn)
- Returning from an ACL injury that cost him 28 games to conclude the 2014-15 season
- Graduated in three years with a degree in business and is now pursuing a master's degree
- CoSIDA Academic All-America
- One of 30 candidates for the Senior CLASS Award
- Three-time Arthur Ashe, Jr., Sports Scholar

Did You Know ...

Alex lists math as his favorite subject in school and playing cards as one of his favorite hobbies.

Alex Poythress' 2015-16 Game-by-Game Stats

Opponent	Date	gs	min	Total		3-Pointers		Free throws		Rebounds				pf	a	t/o	blk	stl	pts	avg
				fg-fga	pct	3fg-fga	pct	ft-fa	pct	off	def	tot	avg							
ALBANY	11/13/15	11	1-2	500	0-1	.000	0-2	.000	0	3	3	3.0	4	0	0	1	1	2	2.0	
NJIT	11/14/15	21	3-5	600	0-0	.000	3-5	.600	3	4	7	5.0	4	0	1	1	1	9	5.5	
vs #5/4 Duke	11/17/15	30	3-10	300	0-1	.000	3-5	.600	4	3	7	5.7	4	0	0	1	0	9	6.7	
WRIGHT STATE	11/20/15	22	3-5	600	0-1	.000	4-4	1.000	2	8	10	6.8	3	0	0	0	1	10	7.5	
BOSTON U.	11/24/15	21	7-8	875	0-0	.000	0-0	.000	5	5	10	7.4	3	0	1	0	1	14	8.8	
vs USF	11/27/15	21	4-6	667	0-0	.000	0-0	.000	0	5	5	7.0	3	0	0	0	0	8	8.7	
ILLINOIS STATE	11/30/15	* 30	3-7	429	0-1	.000	3-5	.600	2	5	7	7.0	2	2	0	2	1	9	8.7	
at UCLA	12/03/15	17	1-6	167	0-1	.000	2-2	1.000	3	2	5	6.8	5	1	0	0	1	4	8.1	
EKU	12/9/15	* 24	9-12	750	0-2	.000	3-3	1.000	6	7	13	7.4	4	0	1	0	0	21	9.6	
ARIZONA STATE	12/12/15	* 19	3-3	1,000	0-0	.000	4-5	.800	0	6	6	7.3	4	0	0	1	1	10	9.6	
vs Ohio State	12/19/15	* 28	2-4	500	1-1	1.000	1-3	.333	2	5	7	7.3	4	1	2	1	0	6	9.3	
#16/15 LOUISVILLE	12/26/15	* 34	5-7	714	0-1	.000	4-7	.571	2	4	6	7.2	1	1	1	3	1	14	9.7	
OLE MISS	01/02/16	* 23	2-5	400	0-1	.000	2-3	.667	3	6	9	7.3	4	0	3	0	0	6	9.4	
at LSU	01/05/16	* 26	2-3	667	0-1	.000	0-3	.000	0	4	4	7.1	5	0	3	0	0	4	9.0	
at Alabama	1/9/16	* 34	8-10	800	0-1	.000	9-11	.818	3	4	7	7.1	3	0	4	1	0	25	10.1	
MISSISSIPPI STATE	01/12/16	* 31	1-4	250	0-1	.000	4-6	.667	2	6	8	7.1	4	0	1	0	1	6	9.8	
at Auburn	01/16/16	* 21	2-5	400	0-0	.000	2-2	1.000	0	3	3	6.9	2	0	1	3	1	6	9.6	
at Arkansas	01/21/16	* 15	3-5	600	0-0	.000	1-2	.500	2	4	6	6.8	4	0	0	1	0	7	9.4	
VANDERBILT	01/23/16	* 27	8-10	800	0-1	.000	0-0	.000	0	2	2	6.6	3	0	0	0	0	16	9.8	
MISSOURI	01/27/16	* 21	2-5	400	0-0	.000	4-4	1.000	2	5	7	6.6	1	1	2	0	1	8	9.7	
at #4/3 Kansas	01/30/16	* 37	5-8	625	1-2	.500	2-2	1.000	0	8	8	6.7	5	1	3	1	2	13	9.9	
at Tennessee	02/02/16	* 17	6-9	667	0-0	.000	2-4	.500	3	2	5	6.6	5	1	4	0	0	14	10.0	
FLORIDA	02/06/16	dnp	-	-	-	-	-	-	-	-	-	-	-	-	-	-	-	-	-	
GEORGIA	02/09/16	dnp	-	-	-	-	-	-	-	-	-	-	-	-	-	-	-	-	-	
at RV/#20 South Carolina	2/13/16	dnp	-	-	-	-	-	-	-	-	-	-	-	-	-	-	-	-	-	
TENNESSEE	02/18/16	dnp	-	-	-	-	-	-	-	-	-	-	-	-	-	-	-	-	-	
at RV/#24 Texas A&M	02/20/16	dnp	-	-	-	-	-	-	-	-	-	-	-	-	-	-	-	-	-	
ALABAMA	02/23/16	17	5-6	833	0-0	.000	4-6	.667	1	0	1	6.3	3	0	1	0	0	14	10.2	
at Vanderbilt	02/27/16	* 16	0-0	.000	0-0	.000	0-0	.000	0	3	3	6.2	5	0	1	1	0	0	9.8	
at Florida	3/1/16	* 30	5-12	417	0-0	.000	2-2	1.000	0	10	10	6.4	5	1	1	1	0	12	9.9	
Totals		17	593	93-157	.592	2-16	.125	59-86	.686	45	114	159	6.4	90	9	30	18	13	247	9.9

2015-16 Averages

Games played	25
Minutes/game	23.7
Points/game	9.9
FG Pct	59.2
3FG Pct	12.5
FT Pct	68.6
Rebounds/game	6.4
Assists/game	0.4
Turnovers/game	1.2
Assist/turnover ratio	0.3
Steals/game	0.5
Blocks/game	0.7

Season Highs

Points	25 at Alabama (1/9/16)
FG Made	9 vs. ECU (12/9/15)
FG Attempts	12, 2x, last at Florida (3/1/16)
FG Pct (min 5 made)	.875 (7-8) vs. BOSTON (11/24/15)
3FG Made	1, twice, last at Kansas (1/30/16)
3FG Attempts	2, twice, last at Kansas (1/30/16)
FT Made	9 at Alabama (1/9/16)
FT Attempts	11 at Alabama (1/9/16)
FT Pct (min 3 made)	1.000 (4-4) 3x last vs. MISSOURI (1/27/16)
Rebounds	13 vs. ECU (12/9/15)
Assists	2 vs. ILLINOIS ST. (11/30/15)
Steals	2 at Kansas (1/30/16)
Blocks	3, 2x, last at Auburn (1/16/16)
Minutes	37 at Kansas (1/30/16)

Career Highs

Points	25 at Alabama (1/9/16)
FG Made	9, 5x, last vs. ECU (12/9/15)
FG Atts	12, 4x, last at Florida (3/1/16)
FG Pct (min 5 made)	.900 (9-10) vs. LAFAYETTE (11/16/15)
3-FG Made	2, twice, last vs. TENNESSEE (1/15/13)
3-FG Atts	3, 3x, last vs. ECU (12/9/15)
FT Made	9 at Alabama (1/9/16)
FT Attempts	11 at Alabama (1/9/16)
FT Pct (min 3 made)	1.000, 6x, last vs. MISSOURI (1/27/16)
Rebounds	13, twice, last vs. ECU (12/9/13)
Assists	3, twice, last vs. ROBERT MORRIS (11/17/13)
Steals	2, 4x, last at Kansas (1/30/16)
Blocks	4 vs. UT ARLINGTON (11/25/14)
Minutes	40 vs. MISSOURI (2/23/13)

Alex Poythress' Career Stats

Year	GP-GS	Min-Avg	FG-FGA	Pct	3FG-FGA	Pct	FT-FTA	Pct	Off-Def-Tot-Avg	PF-FO	Ast	TO	Blk	Stl	Pts	Avg
2012-13	33-31	852-25.8	133-229	.581	14-33	.424	91-132	.689	62-137-199-6.0	88-6	22	66	14	9	371	11.2
2013-14	40-0	734-18.4	88-177	.497	8-33	.242	50-80	.625	72-109-181-4.5	85-2	17	38	29	12	234	5.9
2014-15	8-8	162-20.3	16-42	.381	0-7	.000	12-14	.857	12-18-30-3.8	17-1	2	8	12	4	44	5.5
2015-16	25-17	593-23.7	93-157	.592	2-16	.125	59-86	.686	45-114-159-6.4	90-6	9	30	18	13	247	9.9
TOTAL	106-56	2341-22.1	330-605	.545	24-89	.270	212-312	.679	191-378-569-5.4	280-15	50	142	73	38	896	8.5

PLAYER BIOS

Jamal Murray • 6-4 • 207 • Freshman • Guard

Kitchener, Ontario (Athlete Institute)



Notes

- Wayman Tisdale Freshman of the Year Finalist
- Leads all SEC freshmen in scoring during league play, averaging 22.5 points per game
- Leads UK in scoring at 19.9 points per game this season (third in the SEC overall, tops by an SEC freshman and second nationally among freshmen). No player has averaged more than 17.3 in a season under Calipari
- Just passed Brandon Knight (2010-11) for the UK freshman record of most games of 20 or more points (15)
- His 95 made 3s this year is the UK freshman single-season record; also first since Jodie Meeks (2008-09) to hit two or more 3s in 12 straight games
- First-ever UK player to hit a 3 in first 30 games and the only player under Calipari to make a 3 in 30 straight games in a single season, which is the second-longest streak in program history. He trails only Tony Delk's 32 straight (1993-94)
- Scored in double figures in 29 of 30 games and in 28 straight
- At 19.9 PPG, currently has the third-best scoring average ever by a UK first-year player
- First Kentucky player with three 30-point games in his career under Calipari
- Has scored 20+ points in nine straight games. He and Jodie Meeks are the only UK players to score at least 20 points in nine straight games over the last 41 seasons

Did You Know ...

Jamal chose No. 23 because it represents the date of his birth.

Jamal Murray's 2015-16 Game-by-Game Stats

Opponent	Date	gs	min	Total		3-Pointers		Free throws		Rebounds				pf	a	t/o	blk	stl	pts	avg	
				fg-fga	pct	3fg-fga	pct	ft-fga	pct	off	def	tot	avg								
ALBANY	11/13/15	*	32	8-15	.533	2-5	.400	1-1	1.000	1	2	3	3.0	3	8	5	0	3	19	19.0	
NJIT	11/14/15	*	30	3-13	.231	1-10	.100	1-1	1.000	1	4	5	4.0	2	2	3	0	1	8	13.5	
vs #5/4 Duke	11/17/15	*	38	7-17	.412	2-3	.667	0-2	.000	3	2	5	4.3	2	5	3	0	4	16	14.3	
WRIGHT STATE	11/20/15	*	34	1-4	.250	1-3	.333	10-10	1.000	0	6	6	4.8	1	1	5	0	0	13	14.0	
BOSTON U.	11/24/15	*	31	5-9	.556	2-5	.400	0-0	.000	1	2	3	4.4	4	2	2	0	0	12	13.6	
vs USF	11/27/15	*	35	8-16	.500	2-5	.400	3-3	1.000	2	1	3	4.2	0	3	0	0	0	21	14.8	
ILLINOIS STATE	11/30/15	*	29	3-9	.333	1-3	.333	9-13	.692	1	4	5	4.3	2	1	4	0	1	16	15.0	
at UCLA	12/03/15	*	35	5-16	.313	5-11	.455	2-3	.667	1	4	5	4.4	3	0	3	0	2	17	15.3	
EKU	12/9/15	*	36	6-15	.400	2-9	.222	2-4	.500	2	5	7	4.7	2	4	4	1	0	16	15.3	
ARIZONA STATE	12/12/15	*	29	4-13	.308	2-6	.333	7-8	.875	1	2	3	4.5	2	5	2	0	0	17	15.5	
vs Ohio State	12/19/15	*	34	13-23	.565	7-9	.778	0-0	.000	1	2	3	4.4	3	1	2	0	1	33	17.1	
#16/15 LOUISVILLE	12/26/15	*	34	3-14	.214	3-8	.375	3-6	.500	1	5	6	4.5	3	2	7	1	0	12	16.7	
OLE MISS	01/02/16	*	39	7-17	.412	4-12	.333	0-0	.000	3	3	6	4.6	1	3	2	0	1	18	16.8	
at LSU	01/05/16	*	36	9-17	.529	2-5	.400	1-1	1.000	1	1	2	4.4	2	1	2	0	1	21	17.1	
at Alabama	1/9/16	*	31	7-13	.538	1-4	.250	6-6	1.000	2	3	5	4.5	3	0	1	0	1	21	17.3	
MISSISSIPPI STATE	01/12/16	*	36	7-14	.500	5-11	.455	3-4	.750	0	1	1	4.3	3	3	4	0	1	22	17.6	
at Auburn	01/16/16	*	36	8-22	.364	4-10	.400	0-1	.000	4	1	5	4.3	5	2	2	0	3	20	17.8	
at Arkansas	01/21/16	*	37	7-18	.389	1-7	.143	4-5	.800	1	6	7	4.4	2	1	2	1	1	19	17.8	
VANDERBILT	01/23/16	*	36	7-13	.538	3-6	.500	1-1	1.000	2	5	7	4.6	0	2	0	1	3	18	17.8	
MISSOURI	01/27/16	*	33	4-14	.286	3-8	.375	0-1	.000	2	7	9	4.8	2	2	0	0	2	11	17.5	
at #4/3 Kansas	01/30/16	*	39	6-11	.545	2-7	.286	1-2	.500	1	5	6	4.9	3	0	3	1	1	15	17.4	
at Tennessee	02/02/16	*	36	7-20	.350	3-12	.250	4-4	1.000	3	2	5	4.9	1	5	2	0	0	21	17.5	
FLORIDA	02/06/16	*	36	13-21	.619	8-10	.800	1-2	.500	1	5	6	4.9	0	1	2	0	0	35	18.3	
GEORGIA	02/09/16	*	30	8-14	.571	6-10	.600	2-2	1.000	0	2	2	4.8	2	0	1	0	2	24	18.5	
at RV/#20 South Carolina	2/13/16	*	38	9-21	.429	4-11	.364	4-6	.667	1	4	5	4.8	0	1	2	0	1	26	18.8	
TENNESSEE	02/18/16	*	35	8-12	.667	3-6	.500	9-10	.900	2	7	9	5.0	2	2	2	1	1	28	19.2	
at RV/#24 Texas A&M	02/20/16	*	42	6-16	.375	4-10	.400	5-6	.833	0	1	1	4.8	2	1	1	0	0	21	19.3	
ALABAMA	02/23/16	*	37	7-14	.500	2-5	.400	7-8	.875	2	2	4	4.8	2	0	1	2	1	23	19.4	
at Vanderbilt	02/27/16	*	37	12-20	.600	6-10	.600	3-4	.750	2	7	9	4.9	2	1	2	0	0	33	19.9	
at Florida	3/1/16	*	39	5-10	.500	4-6	.667	7-10	.700	0	8	8	5.0	2	4	3	1	0	21	19.9	
Totals			30	1050	203-451	.450	95-227	.419	96-124	.774	42	109	151	5.0	61	63	72	9	31	597	19.9

2015-16 Averages

Games played	30
Minutes/game	35.0
Points/game	19.9
FG Pct	45.0
3FG Pct	41.9
FT Pct	77.4
Rebounds/game	5.0
Assists/game	2.1
Turnovers/game	2.4
Assist/turnover ratio	0.9
Steals/game	1.0
Blocks/game	0.3

Season Highs

Points	35 vs. FLORIDA (2/6/16)
FG Made	13, twice, last vs. FLORIDA (2/6/16)
FG Attempts	23 vs. Ohio St. (12/19/15)
FG Pct (min 5)	.667 (8-12) vs. TENNESSEE (2/18/16)
3FG Made	8 vs. FLORIDA (2/6/16)
3FG Attempts	12, 2x, last at Tennessee (2/2/16)
3FG Pct (min 2)	.800(8-10) vs. FLORIDA (2/6/16)
FT Made	10 vs. WRIGHT ST. (11/20/15)
FT Attempts	13 vs. ILLINOIS ST. (11/30/15)
FT Pct. (min. 3)	1.000, 3x last at Tennessee (2/2/16)
Rebounds	9, 3x, last at Vanderbilt (2/28/16)
Assists	8 vs. ALBANY (11/13/15)
Steals	4 vs. Duke (11/17/15)
Blocks	2, vs. ALABAMA (2/23/16)
Minutes	42 at Texas A&M (2/20/16)

Career Highs

Points	35 vs. FLORIDA (2/6/16)
FG Made	13, twice, last vs. FLORIDA (2/6/16)
FG Attempts	23 vs. Ohio St. (12/19/15)
FG Pct (min 5)	.667 (8-12) vs. TENNESSEE (2/18/16)
3FG Made	8 vs. FLORIDA (2/6/16)
3FG Attempts	12, 2x, last at Tennessee (2/2/16)
3FG Pct (min 2)	.800(8-10) vs. FLORIDA (2/6/16)
FT Made	10 vs. WRIGHT ST. (11/20/15)
FT Attempts	13 vs. ILLINOIS ST. (11/30/15)
FT Pct. (min. 3)	1.000, 3x last at Tennessee (2/2/16)
Rebounds	9, 3x, last at Vanderbilt (2/28/16)
Assists	8 vs. ALBANY (11/13/15)
Steals	4 vs. Duke (11/17/15)
Blocks	2, vs. ALABAMA (2/23/16)
Minutes	42 at Texas A&M (2/20/16)

Jamal Murray's Career Stats

Year	GP-GS	Min-Avg	FG-FGA	Pct	3FG-FGA	Pct	FT-FTA	Pct	Off-Def-Tot-Avg	PF-FO	Ast	TO	Blk	Stl	Pts	Avg
2015-16	30-30	1050-35.0	203-451	.450	95-227	.419	96-124	.774	42-109-151-5.0	61-1	63	72	9	31	597	19.9
TOTAL	30-30	1050-35.0	203-451	.450	95-227	.419	96-124	.774	42-109-151-5.0	61-1	63	72	9	31	597	19.9

PLAYER BIOS

EJ Floréal • 6-4 • 203 • Junior • Guard

Palo Alto, Calif. (Dunbar)



Notes

- Has played in 10 games this year
- Pulled down a career-high two rebounds vs. Alabama
- Scored on a dunk in the exhibition win over Ottawa and also added three rebounds and an assist
- Academic All-SEC Honor Roll member as a sophomore
- Played in 25 career games

Did You Know ...

EJ is a tremendous athlete who also competed in track and field while in high school. He has been tabbed the team's best dunker.

EJ Floréal's 2015-16 Game-by-Game Stats

Opponent	Date	gs	min	Total		3-Pointers		Free throws		Rebounds				pf	a	t/o	blk	stl	pts	avg
				fg-fga	pct	3fg-fga	pct	ft-fa	pct	off	def	tot	avg							
ALBANY	11/13/15		dnp	-	-	-	-	-	-	-	-	-	-	-	-	-	-	-	-	-
NJIT	11/14/15		dnp	-	-	-	-	-	-	-	-	-	-	-	-	-	-	-	-	-
vs #5/4 Duke	11/17/15		dnp	-	-	-	-	-	-	-	-	-	-	-	-	-	-	-	-	-
WRIGHT STATE	11/20/15		dnp	-	-	-	-	-	-	-	-	-	-	-	-	-	-	-	-	-
BOSTON U.	11/24/15		dnp	-	-	-	-	-	-	-	-	-	-	-	-	-	-	-	-	-
vs USF	11/27/15		dnp	-	-	-	-	-	-	-	-	-	-	-	-	-	-	-	-	-
ILLINOIS STATE	11/30/15		dnp	-	-	-	-	-	-	-	-	-	-	-	-	-	-	-	-	-
at UCLA	12/03/15		dnp	-	-	-	-	-	-	-	-	-	-	-	-	-	-	-	-	-
EKU	12/9/15		dnp	-	-	-	-	-	-	-	-	-	-	-	-	-	-	-	-	-
ARIZONA STATE	12/12/15	1		0-0	.000	0-0	.000	0-0	.000	1	0	1	1.0	0	0	0	0	0	0	0.0
vs Ohio State	12/19/15		dnp	-	-	-	-	-	-	-	-	-	-	-	-	-	-	-	-	-
#16/15 LOUISVILLE	12/26/15		dnp	-	-	-	-	-	-	-	-	-	-	-	-	-	-	-	-	-
OLE MISS	01/02/16		dnp	-	-	-	-	-	-	-	-	-	-	-	-	-	-	-	-	-
at LSU	01/05/16		dnp	-	-	-	-	-	-	-	-	-	-	-	-	-	-	-	-	-
at Alabama	1/9/16	1		0-0	.000	0-0	.000	0-0	.000	0	0	0	0.5	0	0	0	0	0	0	0.0
MISSISSIPPI STATE	01/12/16		dnp	-	-	-	-	-	-	-	-	-	-	-	-	-	-	-	-	-
at Auburn	01/16/16	0		0-0	.000	0-0	.000	0-0	.000	0	0	0	0.3	0	0	0	0	0	0	0.0
at Arkansas	01/21/16	1		0-0	.000	0-0	.000	0-2	.000	0	1	1	0.5	0	0	0	0	0	0	0.0
VANDERBILT	01/23/16	1		0-0	.000	0-0	.000	0-0	.000	0	0	0	0.4	0	0	0	0	0	0	0.0
MISSOURI	01/27/16	3		0-1	.000	0-0	.000	0-0	.000	0	1	1	0.5	0	0	1	0	0	0	0.0
at #4/3 Kansas	01/30/16		dnp	-	-	-	-	-	-	-	-	-	-	-	-	-	-	-	-	-
at Tennessee	02/02/16		dnp	-	-	-	-	-	-	-	-	-	-	-	-	-	-	-	-	-
FLORIDA	02/06/16	0		0-0	.000	0-0	.000	0-0	.000	0	0	0	0.4	0	0	0	0	0	0	0.0
GEORGIA	02/09/16	3		0-0	.000	0-0	.000	0-0	.000	0	1	1	0.5	0	0	0	0	0	0	0.0
at RV/#20 South Carolina	2/13/16		dnp	-	-	-	-	-	-	-	-	-	-	-	-	-	-	-	-	-
TENNESSEE	02/18/16		dnp	-	-	-	-	-	-	-	-	-	-	-	-	-	-	-	-	-
at RV/#24 Texas A&M	02/20/16		dnp	-	-	-	-	-	-	-	-	-	-	-	-	-	-	-	-	-
ALABAMA	02/23/16	2		0-0	.000	0-0	.000	0-0	.000	0	2	2	0.7	0	0	0	0	0	0	0.0
at Vanderbilt	02/27/16	1		0-0	.000	0-0	.000	0-0	.000	0	0	0	0.6	0	0	0	0	0	0	0.0
at Florida	3/1/16		dnp	-	-	-	-	-	-	-	-	-	-	-	-	-	-	-	-	-
Totals		0	13	0-1	.000	0-0	.000	0-2	.000	1	5	6	0.6	0	0	1	0	0	0	0.0

2015-16 Averages

Games played	10
Minutes/game	1.3
FG Pct	0.0
FT Pct	0.0
Rebounds/game	0.6
Turnovers/game	0.1

Season Highs

Rebounds 2, vs. ALABAMA (2/23/16)
 FG Attempts 1 vs. MISSOURI (1/27/16)
 FT Attempts 2 at Arkansas (1/21/16)
 Minutes 3, twice, last vs. GEORGIA (2/9/16)

Career Highs

Points 2 vs. Robert Morris (11/17/13)
 Rebounds 2, vs. ALABAMA (2/23/16)
 FG Made 1, vs. ROBERT MORRIS (11/17/13)
 FG Atts 1, twice, last vs. MONTANA ST. (11/23/14)
 FG Pct (min 5 made) -
 3-FG Made -
 3-FG Atts -
 FTs Made 1 vs. Kansas (11/18/14)
 FTs Atts 2, twice last at Arkansas (1/21/16)
 FT Pct (min 3 made) -
 Assists -
 Steals 1, twice, last vs. UCLA (12/20/14)
 Blocks 1 vs. ROBERT MORRIS (11/17/13)
 Minutes 5 vs. MONTANA ST. (11/23/14)

EJ Floréal's Career Stats

Year	GP-GS	Min-Avg	FG-FGA	Pct	3FG-FGA	Pct	FT-FTA	Pct	Off-Def-Tot-Avg	PF-FO	Ast	TO	Blk	Stl	Pts	Avg
2013-14	3-0	4-1.3	1-1	1.000	0-0	.000	0-0	.000	0-1-1-0.3	1-0	0	0	1	1	2	0.7
2014-15	13-0	20-1.5	0-1	.000	0-0	.000	1-2	.500	0-1-1-0.1	2-0	0	4	0	1	1	0.1
2015-16	10-0	13-1.3	0-1	.000	0-0	.000	0-2	.000	1-5-6-0.6	0-0	0	1	0	0	0	0.0
TOTAL	26-0	37-1.4	1-3	.333	0-0	.000	1-4	.250	1-7-8-0.3	3-0	0	5	1	2	3	0.1

PLAYER BIOS

Dominique Hawkins • 6-0 • 190 • Junior • Guard

Richmond, Ky. (Madison Central)



Notes

- Left the Ole Miss game in the second half -- the game following his career-best performance, against Louisville -- with a sprained left ankle and missed seven straight games before playing 15 minutes at Kansas
- Had a career game against Louisville with 13 points, adding three 3-pointers. Prior to that game he'd never made more than one 3 in a game
- Became the first Kentucky native to score in double figures for the Wildcats against Louisville since Darius Miller did so in the 2012 Final Four
- Calipari on Hawkins' performance vs. Louisville: "He'll fight like crazy, he's got a great temperament, a great demeanor. One of the great kids of all time. I mean, literally one of the great kids."
- Scored nine points against Georgia, his most since the Louisville game and second most in a game this year
- Broke his hand during preseason practices and did not compete in the exhibition games but has played in 11 regular-season games
- Appeared in 77 career games and has made nine starts

Did You Know ...

Dominique is the self-proclaimed best video game player on the team. He lists his mom, Denise, as the greatest influence in his life.

Dominique Hawkins' 2015-16 Game-by-Game Stats

Opponent	Date	gs	min	Total		3-Pointers		Free throws		Rebounds				pf	a	t/o	blk	stl	pts	avg
				fg-fga	pct	3fg-fga	pct	ft-fa	pct	off	def	tot	avg							
ALBANY	11/13/15	11	0-1	.000	0-1	.000	0-0	.000	1	0	1	1.0	3	0	0	0	0	0	0.0	
NIJT	11/14/15	3	0-1	.000	0-0	.000	1-2	.500	1	0	1	1.0	2	1	0	0	0	1	0.5	
vs #5/4 Duke	11/17/15	dnp	-	-	-	-	-	-	-	-	-	-	-	-	-	-	-	-	-	
WRIGHT STATE	11/20/15	dnp	-	-	-	-	-	-	-	-	-	-	-	-	-	-	-	-	-	
BOSTON U.	11/24/15	3	0-1	.000	0-1	.000	0-0	.000	0	0	0	0.7	1	0	0	0	0	0	0.3	
vs USF	11/27/15	9	1-2	.500	1-2	.500	0-0	.000	0	0	0	0.5	0	1	0	0	1	3	1.0	
ILLINOIS STATE	11/30/15	24	1-5	.200	0-3	.000	5-7	.714	0	0	0	0.4	1	0	1	1	1	7	2.2	
at UCLA	12/03/15	8	1-3	.333	0-1	.000	0-0	.000	2	1	3	0.8	0	0	0	0	0	2	2.2	
EKU	12/9/15	6	0-0	.000	0-0	.000	2-2	1.000	1	1	2	1.0	1	2	0	0	0	2	2.1	
ARIZONA STATE	12/12/15	2	0-1	.000	0-1	.000	0-0	.000	0	0	0	0.9	0	0	1	0	0	0	1.9	
vs Ohio State	12/19/15	2	0-0	.000	0-0	.000	0-0	.000	0	0	0	0.8	0	0	0	0	0	0	1.7	
#16/15 LOUISVILLE	12/26/15	26	3-4	.750	3-4	.750	4-6	.667	0	1	1	0.8	3	1	1	0	0	13	2.8	
OLE MISS	01/02/16	3	0-1	.000	0-1	.000	0-0	.000	0	0	0	0.7	2	1	0	0	0	0	2.5	
at LSU	01/05/16	dnp	-	-	-	-	-	-	-	-	-	-	-	-	-	-	-	-	-	
at Alabama	1/9/16	dnp	-	-	-	-	-	-	-	-	-	-	-	-	-	-	-	-	-	
MISSISSIPPI STATE	01/12/16	dnp	-	-	-	-	-	-	-	-	-	-	-	-	-	-	-	-	-	
at Auburn	01/16/16	dnp	-	-	-	-	-	-	-	-	-	-	-	-	-	-	-	-	-	
at Arkansas	01/21/16	dnp	-	-	-	-	-	-	-	-	-	-	-	-	-	-	-	-	-	
VANDERBILT	01/23/16	dnp	-	-	-	-	-	-	-	-	-	-	-	-	-	-	-	-	-	
MISSOURI	01/27/16	dnp	-	-	-	-	-	-	-	-	-	-	-	-	-	-	-	-	-	
at #4/3 Kansas	01/30/16	15	2-5	.400	0-3	.000	0-0	.000	0	1	1	0.8	4	1	0	0	1	4	2.7	
at Tennessee	02/02/16	10	0-2	.000	0-0	.000	0-0	.000	0	0	0	0.7	2	0	0	0	0	0	2.5	
FLORIDA	02/06/16	0	0-0	.000	0-0	.000	0-0	.000	0	0	0	0.6	0	0	0	0	0	0	2.3	
GEORGIA	02/09/16	13	2-3	.667	1-1	1.000	4-4	1.000	0	0	0	0.6	1	1	1	0	0	9	2.7	
at RV/#20 South Carolina	2/13/16	4	0-1	.000	0-1	.000	0-0	.000	0	0	0	0.6	0	0	0	1	0	0	2.6	
TENNESSEE	02/18/16	5	0-0	.000	0-0	.000	0-0	.000	1	0	1	0.6	0	0	0	0	0	0	2.4	
at RV/#24 Texas A&M	02/20/16	10	1-1	1.000	1-1	1.000	0-0	.000	0	0	0	0.6	0	0	0	0	1	3	2.4	
ALABAMA	02/23/16	7	0-1	.000	0-1	.000	0-0	.000	0	0	0	0.5	1	1	0	0	0	0	2.3	
at Vanderbilt	02/27/16	8	0-1	.000	0-1	.000	0-0	.000	1	0	1	0.6	0	0	1	0	0	0	2.2	
at Florida	3/1/16	11	1-1	1.000	1-1	1.000	0-0	.000	0	0	0	0.5	3	0	0	1	1	3	2.2	
Totals		0	180	12-34	.353	7-23	.304	16-21	.762	7	4	11	0.5	24	9	5	3	5	47	2.2

2015-16 Averages

Games played	21
Minutes/game	8.6
Points/game	2.2
FG Pct	35.3
3FG Pct	30.4
FT Pct	76.2
Rebounds/game	0.5
Assists/game	0.4
Turnovers/game	0.2
Assist/turnover ratio	1.8
Steals/game	0.2
Blocks/game	0.1

Season Highs

Points	13 vs. LOUISVILLE (12/26/15)
FG Made	3 vs. LOUISVILLE (12/26/15)
FG Attempts	5, twice, last at Kansas (1/30/16)
3FG Made	3 vs. LOUISVILLE (12/26/15)
3FG Attempts	4 vs. LOUISVILLE (12/26/15)
3FG Pct. (2 made)	.750 (3-4) LOUISVILLE (12/26/15)
FT Made	5 vs. ILLINOIS ST. (11/30/15)
FT Attempts	7 vs. ILLINOIS ST. (11/30/15)
FT Pct. (3 made)	1.000 (4-4) vs. GEORGIA (2/9/16)
Rebounds	3 at. UCLA (12/3/15)
Assists	2 vs. EKU (12/9/15)
Steals	1, 5x, last at Florida (3/1/16)
Blocks	1, 3x, last at Florida (3/1/16)
Minutes	26 vs. LOUISVILLE (12/26/15)

Career Highs

Points	13 vs. LOUISVILLE (12/26/15)
FG Made	3, twice, last vs. LOUISVILLE (12/26/15)
FG Atts	8 vs. MONTANA ST. (11/23/14)
FG Pct (min 5 made)	-
3FG Made	3 vs. LOUISVILLE (12/26/15)
3FG Attempts	4 vs. LOUISVILLE (12/26/15)
3FG Pct. (2 made)	.750 (3-4) LOUISVILLE (12/26/15)
FTs Made	5 vs. ILLINOIS ST. (11/30/15)
FTs Atts	7 vs. ILLINOIS ST. (11/30/15)
FT Pct. (3 made)	1.000 (4-4) vs. GEORGIA (2/9/16)
Rebounds	4 vs. BELMONT (12/21/13)
Assists	6 vs. EKU (12/7/14)
Steals	2, vs. MISSOURI (1/29/15)
Blocks	1, 5x, last at Florida (3/1/16)
Minutes	26 vs. LOUISVILLE (12/26/15)

Dominique Hawkins' Career Stats

Year	GP-GS	Min-Avg	FG-FGA	Pct	3FG-FGA	Pct	FT-FTA	Pct	Off-Def-Tot-Avg	PF-FO	Ast	TO	Blk	Stl	Pts	Avg
2013-14	33-0	283-8.6	9-31	.290	2-16	.125	5-13	.385	7-16-23-0.7	37-0	12	6	1	4	25	0.8
2014-15	23-9	163-7.1	10-35	.286	5-21	.238	4-10	.400	3-13-16-0.7	14-0	14	5	1	7	29	1.3
2015-16	21-0	180-8.6	12-34	.353	7-23	.304	16-21	.762	7-4-11-0.5	24-0	9	5	3	5	47	2.2
TOTAL	77-9	626-8.1	31-100	.310	14-60	.233	25-44	.568	17-33-50-0.6	75-0	35	16	5	16	101	1.3

PLAYER BIOS

Derek Willis • 6-9 • 220 • Junior • Forward

Mt. Washington, Ky. (Bullitt East)



Notes

- Has missed the last three games with a right ankle injury. He is day-to-day
- Scored 122 points in his first 48 games played. In his last 11 games (since becoming a regular starter) has scored 123
- Has made at least one 3 in 12 consecutive games that he's played in, and at least two 3s in five of the last six
- Made a career-high seven 3-pointers against Tennessee on Feb. 18
- After the UT game (Feb. 18) Calipari said: "What's changed our team is Derek. He made us a totally different team"
- Has led the team in rebounding in six of the last 11 games played
- Against Mizzou, he became the first UK native with 18 points and 12 rebounds in an SEC game since Sean Woods on Feb. 13, 1991
- First Kentucky native UK player with six rebounds in seven consecutive SEC games since Winston Bennett in 1987-88
- Earned first career double-double, a 12-point, career-high 12-rebound performance, at Auburn
- Made his first career start vs. NJIT after he set new career highs in points (14), field goals (four), 3-pointers made (two), field-goal attempts (seven) and minutes played (28)

Did You Know ...

Derek chose his jersey number because Kevin Durant is his favorite player. He lists ping-pong as a hobby outside of basketball.

Derek Willis' 2015-16 Game-by-Game Stats

Opponent	Date	gs	min	Total		3-Pointers		Free throws		Rebounds				pf	a	t/o	blk	stl	pts	avg
				fg-fga	pct	3fg-fga	pct	ft-fa	pct	off	def	tot	avg							
ALBANY	11/13/15	28	4-7	.571	2-5	.400	4-4	1.000	2	3	5	5.0	1	3	3	0	2	14	14.0	
NJIT	11/14/15	* 17	4-5	.800	3-4	.750	0-0	.000	0	3	3	4.0	1	1	0	2	0	11	12.5	
vs #5/4 Duke	11/17/15	7	0-1	.000	0-1	.000	0-0	.000	0	0	0	2.7	1	0	0	0	0	0	8.3	
WRIGHT STATE	11/20/15	9	1-3	.333	0-1	.000	0-0	.000	0	0	0	2.0	1	0	0	0	0	2	6.8	
BOSTON U.	11/24/15	9	1-6	.167	0-3	.000	0-0	.000	1	1	2	2.0	1	0	0	0	2	2	5.8	
vs USF	11/27/15	6	1-3	.333	0-1	.000	0-0	.000	0	0	0	1.7	1	0	1	0	1	2	5.2	
ILLINOIS STATE	11/30/15	8	1-2	.500	1-2	.500	2-2	1.000	0	2	2	1.7	0	0	0	1	0	5	5.1	
at UCLA	12/03/15	14	4-9	.444	1-4	.250	2-2	1.000	3	3	6	2.3	5	0	0	0	1	11	5.9	
EKU	12/9/15	6	1-3	.333	0-2	.000	0-0	.000	0	1	1	2.1	0	1	0	0	0	2	5.4	
ARIZONA STATE	12/12/15	14	3-4	.750	1-2	.500	0-0	.000	1	2	3	2.2	1	0	1	1	1	7	5.6	
vs Ohio State	12/19/15	dnp	-	-	-	-	-	-	-	-	-	-	-	-	-	-	-	-	-	
#16/15 LOUISVILLE	12/26/15	16	1-4	.250	1-3	.333	0-0	.000	1	1	2	2.2	0	0	2	0	0	3	5.4	
OLE MISS	01/02/16	9	3-4	.750	2-3	.667	0-0	.000	1	0	1	2.1	1	1	2	0	0	8	5.6	
at LSU	01/05/16	19	2-5	.400	2-4	.500	0-0	.000	2	1	3	2.2	2	0	0	0	1	6	5.6	
at Alabama	1/9/16	17	0-0	.000	0-0	.000	0-0	.000	0	2	2	2.1	4	0	0	0	0	0	5.2	
MISSISSIPPI STATE	01/12/16	11	2-3	.667	2-2	1.000	2-2	1.000	1	1	2	2.1	0	1	1	1	1	8	5.4	
at Auburn	01/16/16	31	4-10	.400	2-5	.400	2-2	1.000	3	9	12	2.8	3	2	2	1	1	12	5.8	
at Arkansas	01/21/16	* 35	5-8	.625	2-4	.500	0-0	.000	2	5	7	3.0	2	0	1	4	1	12	6.2	
VANDERBILT	01/23/16	* 30	2-8	.250	1-6	.167	2-2	1.000	1	8	9	3.3	3	0	0	1	1	7	6.2	
MISSOURI	01/27/16	* 25	6-9	.667	4-5	.800	2-2	1.000	3	9	12	3.8	0	1	2	2	0	18	6.8	
at #4/3 Kansas	01/30/16	* 23	2-5	.400	1-4	.250	1-2	.500	1	4	5	3.9	5	0	1	0	3	6	6.8	
at Tennessee	02/02/16	* 35	3-8	.375	2-6	.333	0-0	.000	1	7	8	4.0	3	0	2	0	0	8	6.9	
FLORIDA	02/06/16	* 25	3-7	.429	2-6	.333	4-5	.800	0	6	6	4.1	1	0	1	0	0	12	7.1	
GEORGIA	02/09/16	* 28	4-8	.500	3-7	.429	0-0	.000	1	5	6	4.2	1	0	0	1	2	11	7.3	
at RV/#20 South Carolina	2/13/16	* 18	3-4	.750	3-4	.750	0-0	.000	0	2	2	4.1	4	0	0	1	1	9	7.3	
TENNESSEE	02/18/16	* 25	8-12	.667	7-11	.636	2-2	1.000	2	3	5	4.2	3	0	0	1	0	25	8.0	
at RV/#24 Texas A&M	02/20/16	* 20	1-4	.250	1-3	.333	0-0	.000	0	1	1	4.0	1	0	0	0	0	3	7.8	
ALABAMA	02/23/16	dnp	-	-	-	-	-	-	-	-	-	-	-	-	-	-	-	-	-	
at Vanderbilt	02/27/16	dnp	-	-	-	-	-	-	-	-	-	-	-	-	-	-	-	-	-	
at Florida	3/1/16	dnp	-	-	-	-	-	-	-	-	-	-	-	-	-	-	-	-	-	
Totals		11	485	69-142	.486	43-98	.439	23-25	.920	26	79	105	4.0	45	10	19	16	18	204	7.8

2015-16 Averages

Games played	26
Minutes/game	18.7
Points/game	7.8
FG Pct	48.6
3FG Pct	43.9
FT Pct	92.0
Rebounds/game	4.0
Assists/game	0.4
Turnovers/game	0.7
Assist/turnover ratio	0.5
Steals/game	0.7
Blocks/game	0.6

Season Highs

Points	25 vs. TENNESSEE (2/18/16)
FG Made	8 vs. TENNESSEE (2/18/16)
FG Attempts	12 vs. TENNESSEE (2/18/16)
3FG Made	7 vs. TENNESSEE (2/18/16)
3FG Attempts	11 vs. TENNESSEE (2/18/16)
3FG Pct (min 2)	1.000 (2-2) vs. MISSISSIPPI ST. (1/12/16)
FT Made	4, 2x, last vs. FLORIDA (2/6/16)
FT Attempts	5 vs. FLORIDA (2/6/16)
FT Pct (min 3)	1.000 (4-4) vs. ALBANY (11/13/15)
Rebounds	12, twice, last vs. MISSOURI (1/28/16)
Assists	3 vs. ALBANY (11/13/15)
Steals	3 at Kansas (1/30/16)
Blocks	4 at Arkansas (1/21/16)
Minutes	35, 3x, last at Tennessee (2/2/16)

Career Highs

Points	25 vs. TENNESSEE (2/18/16)
FG Made	8 vs. TENNESSEE (2/18/16)
FG Attempts	12 vs. TENNESSEE (2/18/16)
3FG Made	4 vs. MISSOURI (1/28/16)
3FG Attempts	7 vs. GEORGIA (2/9/16)
3FG Pct (min 2)	1.000 (2-2) vs. MISSISSIPPI ST. (1/12/16)
FT Made	4, 2x, last vs. FLORIDA (2/6/16)
FTs Atts	6 vs. NORTHERN KENTUCKY (11/10/13)
FT Pct (min 3)	1.000, twice, last vs. ALBANY (11/13/15)
Rebounds	12, twice, last vs. MISSOURI (1/28/16)
Assists	3 vs. ALBANY (11/13/15)
Steals	3 at Kansas (1/30/16)
Blocks	4 at Arkansas (1/21/16)
Minutes	35, 3x, last at Tennessee (2/2/16)

Derek Willis' Career Stats

Year	GP-GS	Min-Avg	FG-FGA	Pct	3FG-3FGA Pct	FT-FTA	Pct	Off-Def-Tot-Avg	PF-FO	Ast	TO	Blk	Stl	Pts	Avg	
2013-14	14-0	39-2.8	3-9	.333	1-6	.167	.750	1-7-8-0.6	0-0	0	4	0	1	16	1.1	
2014-15	19-0	75-3.9	7-18	.389	5-15	.333	6-6	1.000	5-0	5	8	3	2	25	1.3	
2015-16	26-11	485-18.7	69-142	.486	43-98	.439	23-25	.920	26-79-105-4.0	45-2	10	19	16	18	204	7.8
TOTAL	59-11	599-10.2	79-169	.467	49-119	.412	38-43	.884	32-95-127-2.2	50-2	15	31	19	21	245	4.2

SEASON BOX SCORES

EXHIBITION GAME ONE KENTUCKY 117, OTTAWA 58

Official Basketball Box Score -- Game Totals -- Final Statistics
Ottawa vs Kentucky
11/2/15 7:00 pm at Rupp Arena - Lexington, KY

#	Player	Total			3-Ptr			Rebounds			PF	TP	A	TO	Bk	Stl	Min
		FG-FGA	FG-FGA	FT-FTA	FG-FGA	FG-FGA	FT-FTA	Off	Def	Tot							
44	Oakes, Preston	f	2-9	0-4	0-0	0	1	1	3	4	1	2	0	0	0	15	
32	O'Con, John	c	0-1	0-0	1-2	2	2	2	1	0	1	1	0	0	0	17	
00	Mitchell, Hollis	g	2-7	0-3	0-0	1	1	2	1	4	3	1	0	1	1	14	
03	Jones, Pat	g	1-5	1-4	0-0	0	2	2	2	3	1	3	0	0	0	14	
33	Norfleet, Marshon	g	6-12	4-8	4-4	0	1	1	1	20	0	2	1	2	1	19	
01	McKinney, Mike	g	2-4	0-1	0-0	0	1	1	2	4	0	1	0	0	0	10	
05	Shaffer, Tyler	g	0-2	0-0	0-0	1	0	1	0	0	0	0	0	0	0	3	
10	Brown, Zach	g	1-3	1-2	0-0	1	0	1	1	3	0	0	0	0	0	22	
11	Okoronkwo, Emeke	g	1-5	0-2	5-6	1	2	3	1	7	0	3	0	0	0	11	
12	Hasty, Alex	g	0-1	0-0	0-0	0	0	0	0	0	0	1	0	0	0	12	
13	Gant, Eric	g	0-3	0-2	0-0	0	0	0	1	0	0	2	0	1	0	15	
14	Bullinger, Logan	g	2-9	0-0	6-6	1	3	4	1	10	0	0	0	0	0	24	
22	Falk, Riley	g	0-1	0-0	0-0	0	0	0	1	0	0	1	0	0	0	4	
25	Perez, Devin	g	0-2	0-1	0-0	0	1	1	0	0	0	0	0	0	0	3	
35	Stackhouse, Dallas	g	0-1	0-0	2-2	2	2	4	2	2	0	0	0	0	0	17	
	Team					3	1	4									
	Totals		17-65	6-27	18-20	11	17	28	18	58	5	17	2	4	0	200	

FG % 1st Half: 11-34 32.4% 2nd half: 6-31 19.4% Game: 17-65 26.2%
3FG % 1st Half: 6-19 31.6% 2nd half: 0-8 0.0% Game: 6-27 22.2%
FT % 1st Half: 7-8 87.5% 2nd half: 11-12 91.7% Game: 18-20 90.0%

Kentucky 117

#	Player	Total			3-Ptr			Rebounds			PF	TP	A	TO	Bk	Stl	Min
		FG-FGA	FG-FGA	FT-FTA	FG-FGA	FG-FGA	FT-FTA	Off	Def	Tot							
00	Lee, Marcus	f	5-7	0-0	0-1	2	4	6	2	10	0	0	1	2	0	16	
01	Labissiere, Skai	f	9-12	0-0	0-0	0	5	5	4	18	2	1	2	1	22		
03	Ulis, Tyler	g	5-10	4-5	3-4	1	3	4	0	17	10	0	0	2	27		
13	Briscoe, Isaiah	g	4-6	0-1	3-4	0	3	3	1	11	3	3	0	1	22		
23	Murray, Jamal	g	8-15	4-8	2-2	3	9	12	3	22	9	3	1	3	29		
04	Matthews, Charles	g	2-4	0-1	0-2	1	1	2	1	4	3	1	1	0	19		
10	David, Jonny	g	0-1	0-1	0-0	0	2	2	0	0	0	0	0	0	4		
11	Mulder, Mychal	g	2-5	2-4	0-0	1	2	1	6	1	0	0	0	0	9		
15	Humphries, Isaac	g	4-6	0-0	1-3	4	2	6	1	9	0	1	0	1	17		
22	Poythress, Alex	g	3-7	2-2	0-0	2	4	6	3	8	1	1	2	0	17		
24	Florean, EJ	g	1-1	0-0	0-0	0	3	3	0	2	1	1	0	0	4		
35	Willis, Derek	g	5-6	0-0	0-2	5	2	7	1	10	2	0	2	0	14		
	Team					1	0	1									
	Totals		48-80	12-22	9-8	20	39	59	17	117	32	12	9	10	10	200	

FG % 1st Half: 26-36 72.2% 2nd half: 22-44 50.0% Game: 48-80 60.0%
3FG % 1st Half: 7-10 70.0% 2nd half: 5-12 41.7% Game: 12-22 54.5%
FT % 1st Half: 8-12 66.7% 2nd half: 1-6 16.7% Game: 9-18 50.0%

Officials: John Hampton, Bart Lenox, Brent Hampton
Technical fouls: Ottawa-None. Kentucky-None.
Attendance: 20743

Score by periods	1st	2nd	Total
Ottawa	35	23	58
Kentucky	67	50	117

EXHIBITION GAME TWO KENTUCKY 111, KENTUCKY STATE 58

Official Basketball Box Score -- Game Totals -- Final Statistics
Kentucky State Univ vs Kentucky
11/6/15 6:00 p.m. at Rupp Arena - Lexington, KY

#	Player	Total			3-Ptr			Rebounds			PF	TP	A	TO	Bk	Stl	Min
		FG-FGA	FG-FGA	FT-FTA	FG-FGA	FG-FGA	FT-FTA	Off	Def	Tot							
32	William Bryant	f	0-1	0-0	0-0	2	3	5	5	0	0	1	0	0	0	16	
12	Julius Barton	c	1-3	0-0	1-4	1	0	1	5	3	4	0	0	0	0	8	
00	Dorian Jordan	g	2-3	0-0	0-0	1	1	1	4	1	4	1	2	0	1	16	
03	Triston Ford	g	3-12	2-5	1-4	0	2	2	1	9	4	0	1	0	1	26	
04	Malcolm Smith	g	4-12	2-4	4-4	3	2	5	0	14	0	7	0	0	0	21	
01	Rob Shaw	g	2-4	0-0	0-0	0	0	0	2	4	0	1	0	1	9		
05	Kevin Shaw	g	2-11	1-7	4-6	2	1	3	3	9	0	1	0	0	0	21	
10	Teddy Ware	g	2-6	1-4	0-0	0	1	1	1	5	0	0	0	0	0	10	
11	Daquan Boyd	g	0-0	0-0	0-0	0	1	1	1	0	2	2	0	0	0	8	
22	Johnatas Alexander	g	3-5	0-0	2-2	2	4	5	6	0	0	0	1	0	0	24	
26	Quentin Henderson	g	0-6	0-0	1-2	0	2	2	1	0	0	0	0	0	0	15	
24	Ivan Hooker	g	0-1	0-0	0-0	0	0	0	0	2	0	0	0	0	0	15	
31	Michael Cross	g	1-4	0-2	1-1	2	2	4	3	3	1	1	0	0	0	11	
	Team					2	3	5									
	Totals		20-68	6-22	12-23	15	20	35	31	58	8	17	0	4	0	200	

FG % 1st Half: 9-36 25.0% 2nd half: 11-32 34.4% Game: 20-68 29.4%
3FG % 1st Half: 2-9 22.2% 2nd half: 4-13 30.8% Game: 6-22 27.3%
FT % 1st Half: 0-4 0.0% 2nd half: 12-19 63.2% Game: 12-23 52.2%

Kentucky 111 • 0-0

#	Player	Total			3-Ptr			Rebounds			PF	TP	A	TO	Bk	Stl	Min
		FG-FGA	FG-FGA	FT-FTA	FG-FGA	FG-FGA	FT-FTA	Off	Def	Tot							
00	Lee, Marcus	f	3-5	0-0	3-4	3	8	11	2	9	2	0	2	0	0	26	
01	Labissiere, Skai	f	9-12	0-0	4-5	2	7	9	3	22	0	3	1	1	17		
03	Ulis, Tyler	g	4-8	0-1	7-8	0	3	3	2	15	4	1	0	3	29		
13	Briscoe, Isaiah	g	3-7	1-3	1-7	0	2	2	3	8	4	1	0	3	26		
23	Murray, Jamal	g	6-11	1-4	7-7	0	4	4	2	20	3	2	0	1	29		
04	Matthews, Charles	g	3-5	0-0	5-6	3	1	4	1	11	1	1	0	0	14		
10	David, Jonny	g	0-3	0-3	0-0	0	1	1	0	0	0	0	0	0	1		
11	Mulder, Mychal	g	0-3	0-2	0-0	1	0	1	0	0	0	0	0	0	9		
15	Humphries, Isaac	g	3-4	0-0	1-1	2	1	3	1	7	1	0	1	0	7		
22	Poythress, Alex	g	5-7	1-1	2-4	2	6	8	3	13	0	0	0	4	17		
24	Florean, EJ	g	0-0	0-0	0-0	1	0	1	0	1	0	1	0	0	0	4	
35	Willis, Derek	g	2-2	1-1	1-2	2	7	9	0	6	5	2	2	2	21		
	Team					1	0	1									
	Totals		38-67	4-15	31-44	17	40	57	18	111	20	11	10	10	10	200	

FG % 1st Half: 18-32 56.3% 2nd half: 20-35 57.1% Game: 38-67 56.7%
3FG % 1st Half: 2-6 33.3% 2nd half: 2-9 22.2% Game: 4-15 26.7%
FT % 1st Half: 13-19 68.4% 2nd half: 18-25 72.0% Game: 31-44 70.5%

Officials: John Hampton, Bart Lenox, Byron Jarrett
Technical fouls: Kentucky State Univ-None. Kentucky-None.
Attendance: 21328

Score by periods	1st	2nd	Total
Kentucky State Univ	20	38	58
Kentucky	51	60	111

GAME ONE #2 KENTUCKY 78, ALBANY 65

Official Basketball Box Score -- Game Totals -- Final Statistics
Albany vs Kentucky
11/13/15 7:00 pm at Rupp Arena - Lexington, KY

#	Player	Total			3-Ptr			Rebounds			PF	TP	A	TO	Bk	Stl	Min
		FG-FGA	FG-FGA	FT-FTA	FG-FGA	FG-FGA	FT-FTA	Off	Def	Tot							
10	Rowley, Mike	f	1-1	0-0	0-0	2	1	3	5	2	0	5	0	4	31		
43	Stire, Greig	f	4-7	0-0	1-2	3	1	4	4	9	0	1	0	0	26		
00	Singletary, Evan	g	7-16	1-5	2-4	0	3	3	2	17	1	2	0	1	40		
01	Sanders, Ray	g	0-5	0-1	0-2	0	1	1	4	0	1	0	0	1	17		
12	Hooley, Peter	g	6-15	0-5	6-8	1	2	3	2	18	2	3	0	2	37		
02	Andrews, Jamir	g	1-5	0-4	4-4	0	0	0	1	6	0	1	0	0	11		
03	Cremon, Joe	g	3-4	0-0	0-0	2	1	3	0	6	0	1	0	0	12		
22	Peters, Richard	g	2-2	0-0	0-0	1	2	3	4	0	0	0	0	1	7		
24	Ennema, Dallas	g	0-0	0-0	0-0	0	0	0	0	0	0	0	0	0	2		
30	Charles, Travis	g	1-3	0-0	1-2	2	1	3	4	3	0	1	0	0	17		
	Team			</													

SEASON BOX SCORES

GAME SEVEN

#1 KENTUCKY 75, ILLINOIS STATE 63



Official Basketball Box Score -- Game Totals -- Final Statistics
Illinois State vs Kentucky
 11/30/15 7:00 pm at Rupp Arena - Lexington, KY



Illinois State 63 • 3-5

#	Player	Total		3-Ptr		Rebounds			PF	TP	A	T	Bk	Stl	Min
		FG	FGA	FG	FGA	FT	FTA	Off							
11	McIntosh, MiKyle	r	4-10	2-3	4-4	0	1	1	4	14	2	3	0	0	26
23	Hawkins, Deontae	r	2-11	0-5	0-0	2	3	5	4	4	1	2	0	2	20
01	Lee, Paris	g	1-7	1-1	0-0	0	2	2	5	3	1	3	0	0	26
12	Willis, Tony	g	0-2	0-0	0-0	1	1	2	4	0	1	0	0	1	21
44	Akoon-Purcell, DeVaug	g	9-20	2-5	2-2	2	4	6	4	22	2	4	0	1	32
00	Banyard, Nick	g	0-2	0-1	0-0	0	4	4	0	0	1	1	0	0	18
02	Brewer, Quintin	g	2-5	0-1	2-4	4	4	8	2	6	0	1	1	15	
04	Ndiaye, Daouda	g	0-0	0-0	0-0	0	0	0	0	0	0	0	0	1	
25	McCloud, Justin	g	0-3	0-2	0-0	0	1	1	4	0	1	0	0	13	
15	Griffin, Roland	g	7-10	0-2	0-0	1	2	3	5	14	0	1	1	0	28
	Team					4	1	5							
	Totals		25-70	5-20	8-10	14	23	37	32	63	8	16	2	5	200

FG % 1st Half: 14-32 43.8% 2nd half: 11-38 28.9% Game: 25-70 35.7% Deadball Rebounds 3.1
 3FG % 1st Half: 2-7 28.6% 2nd half: 3-13 23.1% Game: 5-20 25.0%
 FT % 1st Half: 1-2 50.0% 2nd half: 7-8 87.5% Game: 8-10 80.0%

Kentucky 75 • 7-0

#	Player	Total		3-Ptr		Rebounds			PF	TP	A	T	Bk	Stl	Min
		FG	FGA	FG	FGA	FT	FTA	Off							
01	Labissiere, Skai	r	0-1	0-0	2-2	0	2	2	3	2	0	1	1	0	16
22	Alex Poythress	r	3-7	0-1	3-5	2	5	7	2	9	2	0	2	1	30
04	Matthews, Charles	g	1-6	0-1	3-8	1	2	3	3	5	2	3	1	2	34
13	Isaiah Briscoe	g	7-13	0-2	4-7	1	6	7	5	18	3	5	1	1	27
23	Jamal Murray	g	3-9	1-3	9-13	1	4	5	2	16	1	4	0	1	29
00	Marcus Lee	g	6-8	0-0	1-2	7	5	12	3	13	0	1	2	0	30
11	Mychal Mulder	g	0-0	0-0	0-0	0	0	0	0	0	0	0	0	0	2
25	Dominique Hawkins	g	1-5	0-3	5-7	0	0	0	1	7	0	1	1	1	24
35	Derek Willis	g	1-2	1-2	2-2	0	2	2	0	5	0	0	1	0	8
	Team					0	1	1							
	Totals		22-51	2-12	29-46	12	27	39	19	75	8	15	9	6	200

FG % 1st Half: 10-21 47.6% 2nd half: 12-30 40.0% Game: 22-51 43.1% Deadball Rebounds 10.3
 3FG % 1st Half: 1-4 25.0% 2nd half: 1-8 12.5% Game: 2-12 16.7%
 FT % 1st Half: 10-20 50.0% 2nd half: 19-26 73.1% Game: 29-46 63.0%

Officials: Joe Lindsay, Mike Nance, Doug Simmons
 Technical fouls: Illinois State-None. Kentucky-None.
 Attendance: 21894

Score by periods	1st	2nd	Total	In Points	Off Paint	2nd T/O	Fast Break	Bench
Illinois State	31	32	63	32	14	17	6	20
Kentucky	31	44	75	38	18	12	10	25

Last FG - ILS 2nd-00:45, UK 2nd-01:19.
 Largest lead - ILS by 5 1st-17:06, UK by 16 2nd-12:00.
 ILS led for 09:41, UK led for 25:27, Game was tied for 04:16.

Score tied - 6 times.
 Lead changed - 3 times.

GAME EIGHT

UCLA 87, #1 KENTUCKY 77



Official Basketball Box Score -- Game Totals -- Final Statistics
Kentucky vs UCLA
 12/05/15 8:00 pm at Pauley Pavilion - Los Angeles, CA



Kentucky 77 • 7-1

#	Player	Total		3-Ptr		Rebounds			PF	TP	A	T	Bk	Stl	Min
		FG	FGA	FG	FGA	FT	FTA	Off							
00	Marcus Lee	r	1-1	0-0	0-0	0	2	2	1	2	0	0	0	0	4
01	Labissiere, Skai	r	2-3	0-0	2-2	0	1	1	4	6	0	1	2	0	16
03	Ulis, Tyler	g	2-12	1-5	4-4	0	2	2	3	9	9	2	0	2	38
13	Isaiah Briscoe	g	7-10	1-2	5-8	1	1	2	4	20	1	1	0	0	27
23	Jamal Murray	g	5-16	5-11	2-3	1	4	5	3	17	0	3	0	2	35
04	Matthews, Charles	g	1-4	0-1	0-0	2	1	3	1	2	1	0	0	0	14
15	Isaac Humphries	g	1-2	0-0	2-4	2	4	6	1	4	0	1	0	0	27
22	Alex Poythress	g	1-6	0-1	2-2	3	2	5	5	4	1	0	0	1	17
25	Dominique Hawkins	g	1-3	0-1	0-0	2	1	3	0	2	0	0	0	0	8
35	Derek Willis	g	4-9	1-4	2-2	3	3	6	5	11	0	0	0	1	14
	Team					2	0	2							
	Totals		25-66	8-25	19-25	16	21	37	27	77	12	8	2	6	200

FG % 1st Half: 12-32 37.5% 2nd half: 13-34 38.2% Game: 25-66 37.9% Deadball Rebounds 3
 3FG % 1st Half: 3-9 33.3% 2nd half: 5-16 31.3% Game: 8-25 32.0%
 FT % 1st Half: 2-2 100.0% 2nd half: 17-23 73.9% Game: 19-25 76.0%

UCLA 87 • 5-3

#	Player	Total		3-Ptr		Rebounds			PF	TP	A	T	Bk	Stl	Min
		FG	FGA	FG	FGA	FT	FTA	Off							
23	Parker, Tony	r	3-5	0-0	5-7	2	1	3	4	11	2	0	0	1	26
04	Welsh, Thomas	c	8-11	0-0	5-6	3	8	11	2	21	0	0	2	0	36
03	Holiday, Aaron	g	3-6	2-2	2-2	1	7	8	3	10	7	5	0	1	33
10	Hamilton, Isaac	g	4-11	1-2	6-8	1	2	3	3	15	2	1	0	1	35
20	Alford, Bryce	g	5-13	2-5	3-4	0	5	5	2	15	4	0	0	0	37
05	All, Prince	g	3-4	0-1	2-4	0	3	3	0	8	0	0	0	1	12
43	Bolden, Jonah	g	2-3	0-1	3-3	2	1	3	4	7	1	0	1	1	21
	Team					1	1	2							
	Totals		28-53	5-11	26-34	10	28	38	18	87	16	10	3	5	200

FG % 1st Half: 14-28 50.0% 2nd half: 14-25 56.0% Game: 28-53 52.8% Deadball Rebounds 2
 3FG % 1st Half: 3-7 42.9% 2nd half: 2-4 50.0% Game: 5-11 45.5%
 FT % 1st Half: 6-7 85.7% 2nd half: 20-27 74.1% Game: 26-34 76.5%

Officials: Verne Harris, Randy McCall, David Hall
 Technical fouls: Kentucky-None. UCLA-None.
 Attendance: 12202

Score by periods	1st	2nd	Total	In Points	Off Paint	2nd T/O	Fast Break	Bench
Kentucky	29	48	77	29	14	17	6	20
UCLA	37	50	87	30	16	19	4	23

Last FG - UK 2nd-00:23, UCLA 2nd-03:30.
 Largest lead - UK by 2 1st-19:32, UCLA by 15 2nd-13:08.
 UK led for 00:30, UCLA led for 38:10, Game was tied for 01:20.

Score tied - 1 time.
 Lead changed - 1 time.

GAME NINE

#5 KENTUCKY 88, EASTERN KENTUCKY 67



Official Basketball Box Score -- Game Totals -- Final Statistics
EKU vs Kentucky
 12/9/15 7:00 pm at Rupp Arena - Lexington, KY



EKU 67 • 7-3

#	Player	Total		3-Ptr		Rebounds			PF	TP	A	T	Bk	Stl	Min
		FG	FGA	FG	FGA	FT	FTA	Off							
10	Mayo, Nick	r	4-10	1-1	0-0	2	1	3	1	9	0	1	0	1	25
21	Hawkins, Javontae	r	9-15	0-3	1-3	2	3	5	3	19	5	4	0	0	33
30	Reischel, Jarelle	r	3-11	1-1	5-5	2	4	6	4	12	1	4	0	1	29
02	Jackson, Paul	g	3-8	0-0	4-5	1	1	2	2	10	3	1	0	0	35
05	McGone, Isaac	g	2-4	1-3	0-0	1	1	2	2	5	0	0	1	2	26
00	Weaver, Dujuanta	g	0-0	0-0	0-0	0	0	0	0	0	0	0	0	0	4
04	King, Greg	g	2-4	0-0	0-1	2	2	4	1	4	1	2	0	1	14
04	Matthews, Tommy	g	0-0	0-0	0-0	0	0	0	0	0	0	0	0	0	3
11	Babb-Harrison, Jaylen	g	0-3	0-3	0-0	0	1	1	0	1	0	0	0	0	10
24	Bluford, K.J.	g	2-8	2-7	0-0	0	1	1	2	6	0	0	0	2	13
32	Powell, Ja'Mill	g	1-2	0-0	0-0	0	0	0	1	2	0	0	0	0	6
33	Pratt Jr., Anthony	g	0-0	0-0	0-0	0	0	0	0	0	0	0	0	0	2
	Team					1	0	1							
	Totals		26-65	5-18	10-14	11	14	25	19	67	11	13	1	7	200

FG % 1st Half: 14-31 45.2% 2nd half: 12-34 35.3% Game: 26-65 40.0% Deadball Rebounds 0.2
 3FG % 1st Half: 1-8 12.5% 2nd half: 4-10 40.0% Game: 5-18 27.8%
 FT % 1st Half: 7-9 77.8% 2nd half: 3-5 60.0% Game: 10-14 71.4%

Kentucky 88 • 8-1

#	Player	Total		3-Ptr		Rebounds			PF	TP	A	T	Bk	Stl	Min
		FG	FGA	FG	FGA	FT	FTA	Off							
01	Labissiere, Skai	r	3-6	0-0	4-4	2	2	4	3	10	2	3	3	0	25
22	Alex Poythress	r	9-12	0-2	3-3	6	7	13	4	21	0	1	0	0	24

SEASON BOX SCORES

GAME 11 OHIO STATE 74, #4 KENTUCKY 67



Official Basketball Box Score -- Game Totals -- Final Statistics
Ohio State vs Kentucky
12/19/15 3:30 p.m. at Brooklyn, N.Y. (Barclays Center)



Ohio State 74 • 6-5

##	Player	Total			3-Ptr			Rebounds			PF	TP	A	TO	Bk	Stl	Min
		FG-FGA	FG-FGA	FT-FTA	Off	Def	Tot	Off	Def	Tot							
02	Loving, Marc	f	3-10	2-3	4-4	2	6	8	2	12	2	1	1	3	31		
33	Bates-Diop, Keita	f	5-12	2-5	2-5	1	6	7	0	14	3	2	0	3	39		
32	Thompson, Trevor	c	4-7	0-0	2-2	2	3	5	3	10	0	0	5	0	24		
01	Tate, Jae'Sean	g	3-9	0-2	0-0	6	4	10	4	6	1	1	1	1	22		
13	Lyle, JaQuan	g	4-11	2-3	1-2	0	1	1	1	11	2	4	0	2	24		
04	Giddens, Daniel	g	2-5	0-0	2-2	0	3	3	3	6	0	0	0	0	16		
12	Harris, A.J.	g	2-4	2-3	0-0	0	0	0	1	6	0	1	0	0	16		
15	Williams, Kam	g	3-6	1-2	2-2	0	2	2	2	9	2	1	0	0	28		
Team						2			4			1					
Totals			26-64	9-18	13-17	13	29	42	16	74	10	11	7	9	200		

FG % 1st Half: 14-33 42.4% 2nd half: 12-31 38.7% Game: 26-64 40.6%
3FG % 1st Half: 7-12 58.3% 2nd half: 2-6 33.3% Game: 9-18 50.0%
FT % 1st Half: 2-2 100.0 2nd half: 11-15 73.3% Game: 13-17 76.5%

Kentucky 67 • 9-2

##	Player	Total			3-Ptr			Rebounds			PF	TP	A	TO	Bk	Stl	Min
		FG-FGA	FG-FGA	FT-FTA	Off	Def	Tot	Off	Def	Tot							
01	Labissiere, Skal	f	1-7	0-0	0-0	1	4	5	1	2	0	0	2	0	21		
22	Alex Poythress	f	2-4	1-1	1-3	2	5	7	4	6	1	2	1	0	28		
03	Ulis, Tyler	g	4-12	1-7	2-2	1	1	2	1	11	4	3	0	1	39		
13	Isaiah Briscoe	g	1-9	0-1	1-4	2	4	6	2	3	7	2	0	1	35		
23	Jamal Murray	g	13-23	7-9	0-0	1	2	3	3	33	1	2	0	1	34		
00	Marcus Lee	g	4-7	0-0	4-5	2	7	9	5	12	0	2	2	2	30		
04	Matthews, Charles	g	0-0	0-0	0-0	0	0	0	1	0	0	1	0	1	7		
11	Mychal Mulder	g	0-1	0-0	0-0	1	0	1	0	0	1	0	0	0	4		
25	Dominique Hawkins	g	0-0	0-0	0-0	0	0	0	0	0	0	0	0	0	2		
Team						3			4			7					
Totals			25-63	9-19	8-14	13	27	40	17	67	14	12	5	6	200		

FG % 1st Half: 11-36 30.6% 2nd half: 14-27 51.9% Game: 25-63 39.7%
3FG % 1st Half: 1-6 16.7% 2nd half: 8-13 61.5% Game: 9-19 47.4%
FT % 1st Half: 2-3 66.7% 2nd half: 6-11 54.5% Game: 8-14 57.1%

Officials: Tony Greene, Terry Wymer, Roger Ayers
Technical fouls: Ohio State-None. Kentucky-None.
Attendance: 16311
CBS Sports Classic Game 2
Intentional Foul KY #3 - 2:56 In 2nd Half

Score by periods	1st	2nd	Total
Ohio State	37	37	74
Kentucky	25	42	67

	In	Off	2nd	Fast	Bench
Points	Paint	T/O	Chance	Break	
OSU	28	16	13	2	21
UK	26	8	9	9	12

Score tied - 1 time.
Lead changed - 3 times.

GAME 12 #12 KENTUCKY 75, #16 LOUISVILLE 73



Official Basketball Box Score -- Game Totals -- Final Statistics
#16/15 Louisville vs Kentucky
12/26/15 12:00 pm at Rupp Arena - Lexington, KY



#16/15 Louisville 73 • 11-2

##	Player	Total			3-Ptr			Rebounds			PF	TP	A	TO	Bk	Stl	Min
		FG-FGA	FG-FGA	FT-FTA	Off	Def	Tot	Off	Def	Tot							
13	Spalding, Ray	f	1-4	0-0	1-2	3	2	5	1	3	0	3	1	0	23		
32	Onuaku, Chinanu	f	4-7	0-0	1-3	6	4	10	2	9	2	3	0	0	26		
00	Lee, Damion	g	8-20	2-7	9-10	0	1	1	2	27	0	2	0	1	40		
02	Snider, Quentin	g	0-5	0-1	0-0	0	2	2	3	0	1	0	0	1	28		
03	Lewis, Trey	g	6-10	2-3	1-1	1	1	2	4	15	1	3	0	2	29		
05	Stockman, Matz	g	1-3	0-0	0-0	3	2	5	3	2	1	1	0	0	6		
10	Johnson, Jaylen	g	3-6	0-0	0-2	2	1	3	2	6	0	1	0	0	17		
14	Mahmoud, Anas	g	0-0	0-0	1-2	1	1	2	1	0	0	0	1	8			
22	Adel, Deng	g	1-1	0-0	0-0	0	0	0	0	2	0	0	0	0	2		
45	Mitchell, Donovan	g	3-7	0-3	2-2	2	3	5	2	8	3	1	0	0	21		
Team						3			4			1					
Totals			27-63	4-14	15-22	21	18	39	21	73	8	15	1	5	200		

FG % 1st Half: 12-32 37.5% 2nd half: 15-31 48.4% Game: 27-63 42.9%
3FG % 1st Half: 3-7 42.9% 2nd half: 1-7 14.3% Game: 4-14 28.6%
FT % 1st Half: 9-12 75.0% 2nd half: 6-10 60.0% Game: 15-22 68.2%

Kentucky 75 • 10-2

##	Player	Total			3-Ptr			Rebounds			PF	TP	A	TO	Bk	Stl	Min
		FG-FGA	FG-FGA	FT-FTA	Off	Def	Tot	Off	Def	Tot							
00	Marcus Lee	f	4-5	0-0	0-0	4	3	7	4	8	0	1	1	1	30		
22	Alex Poythress	f	5-7	0-1	4-7	2	4	6	1	14	1	1	3	1	34		
03	Ulis, Tyler	g	7-12	4-7	3-4	0	1	1	2	21	8	1	1	1	39		
04	Matthews, Charles	g	1-3	0-0	0-0	1	1	2	4	2	0	0	0	10			
23	Jamal Murray	g	3-14	3-8	3-6	1	5	6	3	12	2	7	1	0	34		
01	Labissiere, Skal	g	0-3	0-0	2-2	1	2	3	2	2	0	0	0	1	10		
11	Mychal Mulder	g	0-0	0-0	0-0	0	0	0	0	0	0	0	0	0	1		
25	Dominique Hawkins	g	3-4	3-4	4-6	0	1	1	3	13	1	1	0	0	26		
35	Derek Willis	g	1-4	1-3	0-0	1	1	2	0	3	0	2	0	0	16		
Team						0			1			2					
Totals			24-52	11-23	16-25	10	19	29	19	75	12	15	6	4	200		

FG % 1st Half: 13-30 43.3% 2nd half: 11-22 50.0% Game: 24-52 46.2%
3FG % 1st Half: 5-10 50.0% 2nd half: 6-13 46.2% Game: 11-23 47.8%
FT % 1st Half: 13-19 68.4% 2nd half: 3-6 50.0% Game: 16-25 64.0%

Officials: Doug Shows, Pat Adams, Michael Roberts
Technical fouls: #16/15 Louisville-TEAM. Kentucky-TEAM.
Attendance: 24412

Score by periods	1st	2nd	Total
#16/15 Louisville	36	37	73
Kentucky	44	31	75

	In	Off	2nd	Fast	Bench
Points	Paint	T/O	Chance	Break	
LOU	38	18	23	6	19
UK	24	14	11	0	18

Score tied - 5 times.
Lead changed - 3 times.

GAME 13 #10 KENTUCKY 83, OLE MISS 61



Official Basketball Box Score -- Game Totals -- Final Statistics
Ole Miss vs Kentucky
01/02/16 7:00 pm at Rupp Arena - Lexington, KY



Ole Miss 61 • 10-3, 0-1

##	Player	Total			3-Ptr			Rebounds			PF	TP	A	TO	Bk	Stl	Min
		FG-FGA	FG-FGA	FT-FTA	Off	Def	Tot	Off	Def	Tot							
11	Salz, Sebastian	f	5-10	0-0	2-3	3	3	6	3	12	0	3	0	0	26		
12	Gielo, Tomasz	f	2-5	1-3	1-2	0	0	0	3	6	1	0	0	0	28		
13	Perez, Anthony	f	2-5	0-1	1-2	1	3	4	3	5	2	0	0	0	22		
01	Newby, Martavious	g	1-2	0-0	3-4	2	3	5	2	5	1	4	0	1	24		
42	Moody, Stefan	g	6-9	2-5	9-9	2	0	2	1	23	1	5	0	0	30		
02	Escobar, J.T.	g	1-2	0-0	0-1	0	0	0	1	2	0	0	0	0	6		
03	Davis, Terence	g	0-0	0-0	0-0	0	0	0	0	0	0	0	0	0	2		
05	Hymon, Marcanvis	g	1-4	0-0	2-4	1	1	2	1	4	0	1	2	0	13		
10	Finley, Sam	g	0-1	0-0	0-0	0	0	0	0	0	0	2	0	0	3		
14	Brooks, Rasheed	g	2-7	0-5	0-1	0	3	3	4	2	0	1	2	28			
20	Fitzpatrick-Dorsey,D	g	0-2	0-0	0-0	0	0	0	2	0	0	0	0	11			
25	Brutus, Terry	g	0-3	0-0	0-0	1	2	3	0	0	0	0	0	2	6		
30	Coddington, Jake	g	0-0	0-0	0-0	0	0	0	0	0	0	0	0	0	1		
Team						2			2			1					
Totals			20-50	3-14	18-26	10	17	27	19	61	7	16	3	6	200		

FG % 1st Half: 6-26 23.1% 2nd half: 14-24 58.3% Game: 20-50 40.0%
3FG % 1st Half: 3-10 30.0% 2nd half: 0-4 0.0% Game: 3-14 21.4%
FT % 1st Half: 7-11 63.6% 2nd half: 11-15 73.3% Game: 18-26 69.2%

Kentucky 83 • 11-2, 1-0

##	Player	Total			3-Ptr			Rebounds			PF	TP	A	TO	Bk	Stl	Min
		FG-FGA	FG-FGA	FT-FTA	Off	Def	Tot	Off	Def	Tot							
00	Marcus Lee	f	6-9	0-0	1-5	3	5	8	2	13	0	0	2	0	28		
22	Alex Poythress	f	2-5	0-1	2-3	3	6	9	4	6	0	3	0	0	23		
03	Ulis, Tyler	g	8-13	1-6	3-4	1	2	3	3	20	3	0	6	38			
13																	

SEASON BOX SCORES

GAME 15 #9 KENTUCKY 77, ALABAMA 61



Official Basketball Box Score - Game Totals - Final Statistics
Kentucky vs Alabama
1/16/16 6:00 p.m. at Tuscaloosa, Ala. (Coleman Coliseum)



Kentucky 77 • 12-3, 2-1

#	Player	Total			3-Ptr			Rebounds			PF	TP	A	TO	Bk	Stl	Min
		FG	FGA	FT	FTA	FG	FGA	FT	FTA	Off							
00	Marcus Lee	4	5	0	0	5	6	11	4	8	0	2	1	0	24		
22	Alex Poythress	8	10	0	1	9	11	3	7	3	25	0	4	2	34		
03	Tyler Ulis	2	7	0	1	4	6	0	5	2	8	8	1	1	39		
13	Isaiah Briscoe	6	10	0	1	2	1	4	5	1	12	4	1	0	36		
23	Jamal Murray	7	13	1	4	6	2	3	5	3	21	0	1	0	31		
01	Skal Labissiere	0	1	0	0	0	1	1	3	0	0	0	1	0	4		
04	Charles Matthews	0	1	0	0	0	0	1	1	0	0	0	0	0	3		
11	Mychal Mulder	1	4	1	2	0	2	2	4	2	3	0	1	0	11		
24	EJ Floreal	0	0	0	0	0	0	0	0	0	0	0	0	0	1		
35	Derek Willis	0	0	0	0	2	2	4	0	0	0	0	0	0	17		
Team						2	3										
Totals		28	51	2	9	19	30	43	23	77	12	11	5	2	200		

FG % 1st Half: 13-29 44.8% 2nd half: 15-22 68.2% Game: 28-51 54.9% Deadball Rebounds 3
3FG % 1st Half: 2-7 28.6% 2nd half: 0-2 0.0% Game: 2-9 22.2%
FT % 1st Half: 10-13 76.9% 2nd half: 9-17 52.9% Game: 19-30 63.3%

Alabama 61 • 9-5, 0-2

#	Player	Total			3-Ptr			Rebounds			PF	TP	A	TO	Bk	Stl	Min
		FG	FGA	FT	FTA	FG	FGA	FT	FTA	Off							
03	Kessens, Michael	0	1	0	0	0	0	0	2	0	0	0	1	0	7		
10	Taylor, Jimmie	2	3	0	0	2	2	4	6	3	4	0	1	4	20		
04	Edwards, Arthur	3	9	2	6	3	5	0	3	3	11	0	2	0	25		
05	Coleman, Justin	1	6	1	4	0	0	0	3	3	2	0	0	0	25		
32	Obasohan, Retin	6	14	3	4	6	8	0	2	2	21	1	2	0	36		
01	Norris, Riley	3	5	0	1	4	2	1	3	2	10	2	0	1	27		
02	Schaffer, Lawson	1	1	1	1	0	0	0	0	3	0	0	0	0	2		
11	Hale, Shannon	1	9	0	6	4	6	2	4	6	0	0	0	1	26		
23	Austin, Brandon	0	2	0	1	0	0	1	1	2	0	0	1	0	15		
35	Hall, Donta	1	2	0	1	2	3	3	3	0	0	0	0	0	17		
Team						1	2										
Totals		18	52	7	24	18	27	25	24	61	5	7	7	3	200		

FG % 1st Half: 9-23 39.1% 2nd half: 9-29 31.0% Game: 18-52 34.6% Deadball Rebounds 6
3FG % 1st Half: 3-11 27.3% 2nd half: 4-13 30.8% Game: 7-24 29.2%
FT % 1st Half: 7-13 53.8% 2nd half: 11-14 78.6% Game: 18-27 66.7%

Officials: Olandis Poole, Lamar Simpson, Glenn Tuitt
Technical fouls: Kentucky-Skal Labissiere, Alabama-None.
Attendance: 15383

Score by periods	1st	2nd	Total
Kentucky	38	39	77
Alabama	28	33	61

GAME 16 #14 KENTUCKY 80, MISSISSIPPI STATE 74



Official Basketball Box Score - Game Totals - Final Statistics
Mississippi State vs Kentucky
01/12/16 7:00 pm at Rupp Arena - Lexington, KY



Mississippi State 74 • 7-8, 0-3

#	Player	Total			3-Ptr			Rebounds			PF	TP	A	TO	Bk	Stl	Min
		FG	FGA	FT	FTA	FG	FGA	FT	FTA	Off							
20	Ware, Gavin	4	7	0	0	3	2	4	6	3	11	0	4	0	0	29	
14	Newman, Malik	3	7	2	4	6	0	1	1	1	14	4	1	0	27		
15	Ready, IJ	2	6	0	0	3	4	4	3	7	2	3	0	1	34		
23	Daniels, Travis	1	3	1	1	0	0	1	1	2	3	0	2	0	24		
32	Sword, Craig	9	13	0	0	2	3	2	2	5	20	1	5	0	31		
01	Thomas, Fred	3	3	2	2	0	0	2	2	0	8	1	0	0	21		
04	Zupardo, Johnny	1	4	1	4	0	0	1	1	1	3	0	2	0	11		
11	Weatherspoon, Q	4	8	0	2	0	1	2	3	4	8	0	1	0	22		
35	Holman, Aric	0	0	0	0	0	0	1	0	0	0	0	1	0	1		
Team						0	0										
Totals		27	51	6	13	14	16	3	17	20	74	8	19	0	5	200	

FG % 1st Half: 13-22 59.1% 2nd half: 14-29 48.3% Game: 27-51 52.9% Deadball Rebounds 1
3FG % 1st Half: 4-7 57.1% 2nd half: 2-6 33.3% Game: 6-13 46.2%
FT % 1st Half: 1-1 100.0% 2nd half: 13-15 86.7% Game: 14-16 87.5%

Kentucky 80 • 13-3, 3-1

#	Player	Total			3-Ptr			Rebounds			PF	TP	A	TO	Bk	Stl	Min
		FG	FGA	FT	FTA	FG	FGA	FT	FTA	Off							
00	Marcus Lee	1	2	0	0	2	7	9	5	2	0	3	2	0	24		
22	Alex Poythress	1	4	0	1	4	6	8	4	6	0	1	0	1	31		
03	Ulis, Tyler	7	14	2	6	5	1	2	3	21	5	4	0	2	36		
13	Isaiah Briscoe	7	9	0	0	1	2	2	4	14	5	1	0	1	36		
23	Jamal Murray	7	14	5	11	3	4	0	1	3	22	3	4	0	36		
01	Labissiere, Skal	2	3	0	0	1	2	3	4	1	5	0	1	1	14		
04	Matthews, Charles	0	1	0	0	0	0	1	0	1	0	0	1	0	2		
11	Mychal Mulder	1	5	0	3	0	0	0	0	2	2	0	0	1	10		
35	Derek Willis	2	3	2	2	1	2	0	8	1	1	1	1	1	11		
Team						2	2										
Totals		28	55	9	23	15	20	11	22	33	21	80	16	17	4	200	

FG % 1st Half: 16-34 47.1% 2nd half: 12-21 57.1% Game: 28-55 50.9% Deadball Rebounds 4
3FG % 1st Half: 6-17 35.3% 2nd half: 3-6 50.0% Game: 9-23 39.1%
FT % 1st Half: 1-2 50.0% 2nd half: 14-18 77.8% Game: 15-20 75.0%

Officials: Tony Greene, Ron Groover, Roger Ayers
Technical fouls: Mississippi State-Ready, IJ, Kentucky-Isaiah Briscoe, Ulis, Tyler.
Attendance: 23897

Score by periods	1st	2nd	Total
Mississippi State	31	43	74
Kentucky	39	41	80

GAME 17 AUBURN 75, #14 KENTUCKY 70



Official Basketball Box Score - Game Totals - Final Statistics
Kentucky vs Auburn
01/16/16 3:00 p.m. at Auburn Arena - Auburn, Ala.



Kentucky 70 • 13-4, 3-2

#	Player	Total			3-Ptr			Rebounds			PF	TP	A	TO	Bk	Stl	Min
		FG	FGA	FT	FTA	FG	FGA	FT	FTA	Off							
00	Marcus Lee	1	3	0	0	1	2	2	4	3	3	1	0	2	19		
22	Alex Poythress	2	5	0	2	0	3	3	2	6	0	1	3	1	21		
03	Ulis, Tyler	5	17	0	3	7	5	10	4	17	8	1	0	0	40		
13	Isaiah Briscoe	3	12	0	0	2	1	3	4	8	1	4	0	2	31		
23	Jamal Murray	8	22	4	10	1	4	1	5	5	20	2	2	0	36		
01	Labissiere, Skal	2	3	0	0	0	2	2	3	4	0	1	1	0	8		
04	Matthews, Charles	0	0	0	0	0	0	0	0	0	0	0	0	0	7		
10	Jonny David	0	0	0	0	0	0	0	0	0	0	0	0	0	0+		
11	Mychal Mulder	0	0	0	0	0	3	3	0	0	0	0	0	0	7		
24	EJ Floreal	0	0	0	0	0	0	0	0	0	0	0	0	0	0+		
35	Derek Willis	4	10	2	2	3	9	12	3	12	2	2	1	1	31		
Team						2	4	6									
Totals		25	72	6	18	14	18	30	48	25	70	15	11	7	200		

FG % 1st Half: 14-37 37.8% 2nd half: 11-35 31.4% Game: 25-72 34.7% Deadball Rebounds 2
3FG % 1st Half: 3-7 42.9% 2nd half: 3-11 27.3% Game: 6-18 33.3%
FT % 1st Half: 4-7 57.1% 2nd half: 10-11 90.9% Game: 14-18 77.8%

Auburn 75 • 8-8, 2-3

#	Player	Total			3-Ptr			Rebounds			PF	TP	A	TO	Bk	Stl	Min
		FG	FGA	FT	FTA	FG	FGA	FT	FTA	Off							
05	Bowers, Cinnamon	3	12	0	4	2	6	10	2	8	1	6	1	2	28		
12	Harris, Tyler	6	11	3	6	2	9	11	3	21	2	2	1	0	29		
25	Granger, Jordan	0	0	0	2	2	2	2	1	2	0	0	0	0	19		
01	Canty, Kareem	7	20	5	12	7	11	0	2	2	26	4	2	0	39		
23	Lang, TJ	2	2	2	2	0	2	2	3	6	1	1	0	0	32		
00	Spencer, Horace	1	3	0	2	0	3	3	1	4	0	0	5	0	21		
02	Brown, Bryce	2	7	2	5	0	1	1	1	6	1	1	0	0	29		
21	Keim, Patrick	0	0	0	2	0	0	0	1	0	0	0	0	0	1		
31	Waddell, Devin	0	0	0	0	0	0	1									

SEASON BOX SCORES

GAME 19

#23 KENTUCKY 76, VANDERBILT 57



Official Basketball Box Score -- Game Totals -- Final Statistics
Vanderbilt vs Kentucky
 01/23/16 4:00 pm at Rupp Arena - Lexington, KY



Vanderbilt 57 • 11-8, 3-4

#	Player	Total			3-Ptr			Rebounds			PF	TP	A	T	Bk	Stl	Min
		FG	FGA	FT	FTA	Off	Def	Total	Off	Def							
03	Kornet, Luke	r	2-8	1-3	2-2	2	5	7	2	7	2	2	0	0	0	22	
11	Roberson, Jeff	r	3-6	2-3	4-4	0	0	0	2	12	0	1	0	0	0	32	
30	Jones, Damlan	c	5-7	0-0	3-6	2	7	9	2	13	1	2	1	1	31		
04	Baldwin IV, Wade	g	1-9	0-1	5-6	0	1	1	1	7	2	5	1	1	32		
13	LaChance, Riley	g	1-5	1-3	0-0	0	1	1	1	3	1	1	0	0	21		
00	Justice, Camron	g	0-3	0-0	1-0	1	1	1	1	0	1	1	0	0	7		
02	Toye, Joe	g	1-1	0-0	3-4	0	0	0	0	5	1	0	0	0	12		
05	Fisher-Davis, Matthe	g	1-4	1-3	0-0	1	3	4	1	3	0	0	0	0	21		
14	Josephs, Carter	g	0-0	0-0	0-0	0	0	0	0	0	0	0	0	0	2		
21	Sehic, Samir	g	0-2	0-0	2-2	2	1	3	0	2	0	0	0	0	2		
24	Cressler, Nolan	g	1-2	0-1	1-1	0	3	3	0	3	0	0	0	0	12		
40	Henderson, Josh	g	1-3	0-0	0-0	1	1	2	0	2	0	0	0	1	6		
	Team					1	0	1									
	Totals		16-50	5-15	20-25	10	22	32	10	57	8	12	3	3	200		

FG % 1st Half: 7-21 33.3% 2nd half: 9-29 31.0% Game: 16-50 32.0%
 3FG % 1st Half: 3-7 42.9% 2nd half: 2-8 25.0% Game: 5-15 33.3%
 FT % 1st Half: 10-12 83.3% 2nd half: 10-13 76.9% Game: 20-25 80.0%

Kentucky 76 • 15-4, 5-2

#	Player	Total			3-Ptr			Rebounds			PF	TP	A	T	Bk	Stl	Min
		FG	FGA	FT	FTA	Off	Def	Total	Off	Def							
22	Alex Poythress	r	8-10	1-1	0-0	0	2	2	3	16	0	0	0	0	0	27	
35	Derek Willis	r	2-8	1-6	2-2	1	8	9	3	7	0	0	1	1	30		
03	Ulis, Tyler	g	9-13	2-4	1-1	0	3	3	21	5	2	0	1	34			
13	Isaiah Briscoe	g	3-8	0-1	0-0	0	4	4	3	6	4	2	0	0	36		
23	Jamal Murray	g	7-13	3-6	1-1	2	5	7	0	18	2	0	1	3	36		
00	Marcus Lee	g	3-5	0-0	0-0	1	4	5	3	6	0	0	1	1	17		
01	Labissiere, Skal	g	0-1	0-1	0-0	0	0	0	2	0	0	0	0	0	4		
04	Matthews, Charles	g	1-2	0-0	2-2	2	2	2	2	2	2	0	0	0	15		
24	EJ Floreal	g	0-0	0-0	0-0	0	0	0	0	0	0	0	0	0	1		
	Team					0	0	0									
	Totals		33-60	6-19	4-6	6	26	32	19	76	12	7	3	6	200		

FG % 1st Half: 17-35 48.6% 2nd half: 16-25 64.0% Game: 33-60 55.0%
 3FG % 1st Half: 2-9 22.2% 2nd half: 4-10 40.0% Game: 6-19 31.6%
 FT % 1st Half: 1-3 33.3% 2nd half: 3-3 100.0% Game: 4-6 66.7%

Officials: Joe Lindsay, Ron Groover, Glenn Hunt
 Technical fouls: Vanderbilt-None, Kentucky-None
 Attendance: 22975

Score by periods	1st	2nd	Total
Vanderbilt	27	30	57
Kentucky	37	39	76

Points In Off 2nd Fast
 VU 18 5 10 2 15
 UK 34 17 6 7 8

Score tied - 0 times.
 Lead changed - 0 times.

GAME 21

#4 KANSAS 90, #20 KENTUCKY 84 OT



Official Basketball Box Score -- Game Totals -- Final Statistics
Kentucky vs #4/3 Kansas
 m at a rence S llen Field ose



Kentucky 84 • 16-5

#	Player	Total			3-Ptr			Rebounds			PF	TP	A	T	Bk	Stl	Min
		FG	FGA	FT	FTA	Off	Def	Total	Off	Def							
22	Alex Poythress	r	5-8	1-2	2-2	0	8	8	5	13	1	3	1	2	37		
35	Derek Willis	r	2-5	1-4	1-2	1	4	5	5	6	0	1	0	3	23		
13	Isaiah Briscoe	g	3-9	0-1	6-12	1	3	4	12	5	3	1	0	38			
23	Jamal Murray	g	6-11	2-7	1-2	1	5	6	3	15	0	3	1	39			
3	Tyler Ulis	g	11-19	1-6	3-4	0	2	2	26	8	3	3	0	45			
00	Marcus Lee	g	2-2	0-0	0-0	2	1	3	5	4	0	1	2	12			
01	Skal Labissiere	g	2-3	0-0	0-0	0	0	0	5	4	0	1	1	14			
25	Dominique Hawkins	g	2-5	0-3	0-0	0	1	1	4	4	1	0	0	15			
4	Charles Matthews	g	0-0	0-0	0-0	0	0	0	0	0	0	0	0	2			
	Team					1	1	2									
	Totals		33-62	5-23	13-22	6	25	31	33	84	15	16	6	10	225		

FG % 1st Half: 17-27 63.0% 2nd half: 13-29 44.8% OT: 3-6 50.0% Game: 33-62 53.2%
 3FG % 1st Half: 4-10 40.0% 2nd half: 0-9 0.0% OT: 1-4 25.0% Game: 5-23 21.7%
 FT % 1st Half: 8-11 72.7% 2nd half: 4-6 66.7% OT: 1-5 20.0% Game: 13-22 59.1%

#4/3 Kansas 90 • 17-4

#	Player	Total			3-Ptr			Rebounds			PF	TP	A	T	Bk	Stl	Min
		FG	FGA	FT	FTA	Off	Def	Total	Off	Def							
34	Lucas, Landen	r	0-1	0-0	3-6	1	2	3	4	3	0	1	0	0	13		
33	Ellis, Perry	r	1-4	0-0	8-13	4	5	9	3	10	1	2	0	0	31		
00	Mason III, Frank	g	3-11	2-4	5-6	0	8	8	3	13	4	3	2	42			
01	Selden Jr., Wayne	g	12-20	3-5	6-8	1	2	3	0	33	0	2	0	44			
04	Graham, Devonte	g	3-9	2-5	3-6	0	1	1	3	11	5	1	0	37			
02	Vick, Lagerald	g	0-1	0-1	0-0	0	0	0	1	0	0	0	0	2			
13	Diallo, Cheick	g	1-1	0-0	2-2	1	3	1	2	0	1	0	0	10			
14	Greene, Brannen	g	1-2	1-2	4-4	0	4	4	1	7	1	2	0	10			
15	Bragg Jr., Carlton	g	3-5	0-0	0-0	2	2	2	6	0	1	0	0	11			
31	Traylor, Jamari	g	2-2	0-0	1-2	4	1	5	2	5	2	2	1	25			
	Team					2	2	4									
	Totals		26-56	8-17	30-47	14	28	42	20	90	13	15	1	5	225		

FG % 1st Half: 15-27 55.6% 2nd half: 10-27 37.0% OT: 1-2 50.0% Game: 26-56 46.4%
 3FG % 1st Half: 2-8 25.0% 2nd half: 6-9 66.7% OT: 0-0 0.0% Game: 8-17 47.1%
 FT % 1st Half: 8-12 66.7% 2nd half: 10-19 52.6% OT: 12-16 75.0% Game: 30-47 63.8%

Officials: Mark Whitehead, Patrick Adams, Doug Simmons
 Technical fouls: Kentucky-Isaiah Briscoe, #4/3 Kansas-None.
 Attendance: 16300

UK #13 I. Briscoe assessed dead ball contact technical foul at 18:46 1st half
 UK #35 D. Willis fouls out at 4:51 in 2nd half
 UK #00 M. Lee fouls out at 1:24 in 2nd half
 UK #1 fouls out at 2:11 in 1st OT, UK #22 fouls out: 25 in 1st OT

Score by periods	1st	2nd	OT	Total
Kentucky	46	30	8	84
#4/3 Kansas	40	36	14	90

Points In Off 2nd Fast
 UK 36 11 10 7 12
 KU 26 10 10 4 20

Score tied - 12 times.
 Lead changed - 18 times.

GAME 20

#20 KENTUCKY 88, MISSOURI 54



Official Basketball Box Score -- Game Totals -- Final Statistics
Missouri vs Kentucky
 01/27/16 9:00 PM at Rupp Arena - Lexington, KY



Missouri 54 • 8-12, 1-6

#	Player	Total			3-Ptr			Rebounds			PF	TP	A	T	Bk	Stl	Min
		FG	FGA	FT	FTA	Off	Def	Total	Off	Def							
24	Puryear, Kevin	r	4-7	0-0	2-2	0	1	1	1	10	0	1	0	0	19		
44	Rosburg, Ryan	r	1-3	0-0	0-1	0	1	1	2	0	0	0	0	0	11		
01	Phillips, Terrence	g	3-6	0-0	2-2	1	5	6	4	8	3	4	0	2	31		
12	Wright, Nannon	g	0-6	0-2	3-3	0	1	1	1	3	0	4	0	0	22		
15	Clark, Wes	g	3-16	2-5	3-4	0	0	0	11	0	2	0	1	25			
05	Allen, D'Angelo	g	0-5	0-1	1-2	1	4	5	1	3	1	1	0	14			
10	Walton, K.J.	g	3-5	1-2	3-4	4	2	6	1	10	0	1	0	21			
11	Barton, Jimmy	g	0-0	0-0	0-0	0	0	0	0	0	0	0	0	0	17		
23	Gant, Jakeenan	g	1-3	0-1	0-0	0	3	3	1	2	0	1	1	1			
25	Woods, Russell	g	0-0	0-0	0-0	0	1	1	2	0	0	0	0	0			
32	Wolf, Adam	g	0-0	0-0	0-0	0	0	0	0	0	0	0	0	0			
33	Vandier, Cullen	g	3-6	1-3	0-1	0	1	1	3	7	1	1	0	0			
	Team					3	0	3									
	Totals		18-57	4-14	14-19	9	19	28	15	54	7	15	2	4	200		

FG % 1st Half: 7-27 25.9% 2nd half: 11-30 36.7% Game: 18-57 31.6%
 3FG % 1st Half: 3-8 37.5% 2nd half: 1-6 16.7% Game: 4-14 28.6%
 FT % 1st Half: 3-5 60.0% 2nd half: 11-14 78.6% Game: 14-19 73.7%

Kentucky 88 • 16-4, 6-2

#	Player	Total			3-Ptr			Rebounds			PF	TP	A	T	Bk	Stl	Min
		FG	FGA														

SEASON BOX SCORES

GAME 23 #20 KENTUCKY 80, FLORIDA 61



Official Basketball Box Score - Game Totals - Final Statistics
Florida vs Kentucky
02/06/16 4:00 PM at Rupp Arena - Lexington, KY



Florida 61 • 15-8, 6-4

#	Player	Total			3-Ptr			Rebounds			PF	TP	A	T	Bk	Stl	Min
		FG	FGA	%	FG	FGA	%	Off	Def	Tot							
10	Finney-Smith, D	8	11	72.7	2	5	40.0	6	7	13	2	24	1	1	0	35	
15	Egbunua, John	3	7	42.9	0	0	0.0	2	3	5	2	12	0	1	1	26	
00	Hill, Kasey	2	7	28.6	0	1	0.0	0	0	0	4	4	1	2	0	13	
04	Allen, Ke Vaughn	1	6	16.7	1	4	25.0	0	2	2	0	3	3	1	0	27	
11	Chiozza, Chris	1	8	12.5	1	4	25.0	0	2	2	1	3	4	2	0	29	
01	Walker, Devon	0	1	0.0	0	0	0.0	0	0	0	0	0	0	0	0	7	
02	Francis-Ramirez, B	3	7	42.9	1	4	25.0	1	3	4	7	0	0	0	0	20	
03	Robinson, Devin	3	6	50.0	1	2	50.0	1	3	4	4	8	0	1	0	18	
13	Hayes, Kevarrius	0	0	0.0	0	0	0.0	1	0	1	2	0	0	1	0	11	
24	Leon, Justin	0	0	0.0	0	0	0.0	1	2	0	2	0	1	1	0	13	
32	Rimmer, Schuyler	0	0	0.0	0	0	0.0	0	0	0	0	0	0	0	0	1	
	Team							1	0	1							
	Totals	21	53	39.6	6	19	31.6	13	20	33	17	61	10	10	1	4	

FG % 1st Half: 11-30 36.7% 2nd half: 10-23 43.5% Game: 21-53 39.6% Deadball Rebounds 3.4
3FG % 1st Half: 3-10 30.0% 2nd half: 3-9 33.3% Game: 6-19 31.6%
FT % 1st Half: 7-12 58.3% 2nd half: 6-8 75.0% Game: 13-20 65.0%

Kentucky 80 • 17-6, 7-3

#	Player	Total			3-Ptr			Rebounds			PF	TP	A	T	Bk	Stl	Min
		FG	FGA	%	FG	FGA	%	Off	Def	Tot							
00	Marcus Lee	2	2	100.0	0	0	0.0	1	5	6	5	4	1	0	2	0	26
35	Derek Willis	3	7	42.9	0	6	0.0	0	6	6	1	12	0	0	0	0	25
03	Ulis, Tyler	7	12	58.3	2	3	66.7	1	3	4	2	18	1	2	0	38	
13	Isaiah Briscoe	1	6	16.7	1	2	50.0	1	2	3	3	6	1	0	0	34	
23	Jamal Murray	13	21	61.9	8	10	80.0	1	5	6	0	35	1	2	0	36	
01	Labissiere, Skal	1	3	33.3	0	0	0.0	1	2	3	4	2	0	3	1	15	
04	Matthews, Charles	1	4	25.0	0	1	0.0	1	1	2	0	2	0	0	0	11	
11	Mychal Mulder	0	0	0.0	0	0	0.0	0	0	0	0	0	0	0	0	0+	
15	Isaac Humphries	2	3	66.7	0	0	0.0	3	6	3	4	0	0	2	0	15	
24	EJ Floreal	0	0	0.0	0	0	0.0	0	0	0	0	0	0	0	0	0+	
25	Dominique Hawkins	0	0	0.0	0	0	0.0	0	0	0	0	0	0	0	0	0+	
	Team							3	0	3							
	Totals	30	58	51.7	12	20	60.0	8	14	22	18	80	19	10	5	2	

FG % 1st Half: 18-29 62.1% 2nd half: 12-29 41.4% Game: 30-58 51.7% Deadball Rebounds 0.1
3FG % 1st Half: 7-11 63.6% 2nd half: 5-9 55.6% Game: 12-20 60.0%
FT % 1st Half: 7-13 53.8% 2nd half: 1-1 100.0% Game: 8-14 57.1%

Officials: Joe Lindsay, Glenn Tullt, Terry Moore
Technical fouls: Florida-None, Kentucky-None.
Attendance: 24406

Score by periods	1st	2nd	Total
Florida	32	29	61
Kentucky	50	30	80

Last FG - UF 2nd-02:04, UK 2nd-01:04.
Largest lead - UF None, UK by 26 2nd-18:17.
UF led for 00:00, UK led for 39:11. Game was tied for 00:49.

Points	In	Off	2nd	Fast	Bench
UF	26	11	11	7	15
UK	26	10	17	11	8

Score tied - 1 time.
Lead changed - 0 times.

GAME 24 #22 KENTUCKY 82, GEORGIA 48



Official Basketball Box Score - Game Totals - Final Statistics
Georgia vs Kentucky
02/09/16 9:00 pm at Rupp Arena - Lexington, KY



Georgia 48 • 13-9, 6-5

#	Player	Total			3-Ptr			Rebounds			PF	TP	A	T	Bk	Stl	Min
		FG	FGA	%	FG	FGA	%	Off	Def	Tot							
01	Maten, Yante	4	14	28.6	0	0	0.0	8	3	8	11	16	0	3	0	30	
25	Geno, Kenny Paul	0	0	0.0	0	0	0.0	0	0	0	4	0	1	1	0	23	
04	Mann, Charles	2	4	50.0	0	5	0.0	1	2	3	2	9	1	6	0	28	
12	Gaines, Kenny	3	12	25.0	0	0	0.0	2	0	2	3	8	0	1	0	24	
30	Frazier, J.J.	0	8	0.0	4	4	100.0	0	4	4	5	4	1	0	0	31	
00	Jackson II, William	1	2	50.0	1	2	50.0	0	0	0	1	5	1	1	0	8	
13	Wilridge, E'Torrian	0	0	0.0	0	0	0.0	1	2	3	2	0	0	0	0	12	
15	Iduwe, Osahen	0	1	0.0	0	0	0.0	0	0	0	0	2	0	0	0	3	
24	Kessler, Houston	0	1	0.0	0	0	0.0	2	0	0	0	1	0	0	0	13	
32	Edwards, Mike	0	2	0.0	0	0	0.0	1	1	1	1	0	0	0	0	12	
34	Ogbeide, Derek	1	6	16.7	0	4	0.0	2	5	7	1	4	0	1	0	16	
	Team							2	1	3							
	Totals	11	50	22.0	3	11	27.3	23	27	50	20	48	5	15	0	20	

FG % 1st Half: 5-25 20.0% 2nd half: 6-25 24.0% Game: 11-50 22.0% Deadball Rebounds 3.2
3FG % 1st Half: 1-4 25.0% 2nd half: 2-7 28.6% Game: 3-11 27.3%
FT % 1st Half: 13-16 81.3% 2nd half: 10-11 90.9% Game: 23-27 85.2%

Kentucky 82 • 18-6, 8-3

#	Player	Total			3-Ptr			Rebounds			PF	TP	A	T	Bk	Stl	Min
		FG	FGA	%	FG	FGA	%	Off	Def	Tot							
00	Marcus Lee	2	2	100.0	0	0	0.0	1	1	2	2	4	0	0	1	16	
35	Derek Willis	4	8	50.0	3	7	42.9	1	5	6	1	11	0	0	1	28	
03	Ulis, Tyler	6	11	54.5	2	3	66.7	0	3	3	1	14	0	0	0	34	
13	Isaiah Briscoe	2	6	33.3	0	3	0.0	3	3	6	2	7	4	2	0	23	
23	Jamal Murray	8	14	57.1	2	2	100.0	2	2	4	0	24	0	1	0	30	
01	Labissiere, Skal	3	9	33.3	0	1	0.0	4	3	7	5	6	0	0	1	18	
04	Matthews, Charles	2	2	100.0	3	2	150.0	1	2	3	1	7	0	0	0	16	
10	Jonny David	0	0	0.0	0	0	0.0	0	0	0	0	0	0	0	0	2	
11	Mychal Mulder	0	0	0.0	0	0	0.0	1	1	2	0	0	0	0	0	3	
15	Isaac Humphries	0	1	0.0	0	0	0.0	3	3	6	5	0	1	4	0	14	
24	EJ Floreal	0	0	0.0	0	0	0.0	1	1	2	0	0	0	0	0	3	
25	Dominique Hawkins	2	3	66.7	1	1	100.0	0	0	0	1	9	1	1	0	13	
	Team							1	0	1							
	Totals	29	56	51.8	10	21	47.6	14	22	34	20	82	13	7	7	8	

FG % 1st Half: 17-30 56.7% 2nd half: 12-26 46.2% Game: 29-56 51.8% Deadball Rebounds 3
3FG % 1st Half: 5-10 50.0% 2nd half: 5-11 45.5% Game: 10-21 47.6%
FT % 1st Half: 3-6 50.0% 2nd half: 11-16 68.8% Game: 14-22 63.6%

Officials: Pat Adams, Tony Henderson, Gerry Pollard
Technical fouls: Georgia-None, Kentucky-None.
Attendance: 22136

Score by periods	1st	2nd	Total
Georgia	24	24	48
Kentucky	42	40	82

Last FG - UKA 2nd-00:53, UK 2nd-01:16.
Largest lead - UKA by 2 1st-19:27, UK by 37 2nd-02:15.
UKA led for 00:34, UK led for 37:40. Game was tied for 01:46.

Points	In	Off	2nd	Fast	Bench
UKA	14	2	10	0	11
UK	28	15	12	10	22

Score tied - 2 times.
Lead changed - 1 time.

GAME 25 #22 KENTUCKY 89, SOUTH CAROLINA 62



Official Basketball Box Score - Game Totals - Final Statistics
Kentucky vs South Carolina
at Rupp Arena - Lexington, KY



Kentucky 89 • 19-6, 9-3 SEC

#	Player	Total			3-Ptr			Rebounds			PF	TP	A	T	Bk	Stl	Min
		FG	FGA	%	FG	FGA	%	Off	Def	Tot							
00	Marcus Lee	5	9	55.6	0	1	0.0	6	7	13	2	11	0	2	2	0	36
35	Derek Willis	3	4	75.0	0	0	0.0	2	2	4	9	0	0	1	1	18	
03	Ulis, Tyler	7	14	50.0	8	9	88.9	0	0	0	1	27	12	1	0	38	
13	Isaiah Briscoe	4	8	50.0	2	3	66.7	1	4	5	3	10	3	5	0	31	
23	Jamal Murray	9	21	42.9	4	11	36.4	4	5	9	0	26	1	2	0	38	
01	Skal Labissiere	2	4	50.0	0	0	0.0	1	1	2	4	4	0	1	1	16	
04	Charles Matthews	1	3	33.3	0	0	0.0	2	3	5	1	2	1	1	0	12	
15	Isaac Humphries	0	0	0.0	0	0	0.0</										

SEASON BOX SCORES

GAME 27 TEXAS A&M 79, #14 KENTUCKY 77



Official Basketball Box Score - Game Totals - Final Statistics
Kentucky vs #RV/24 Texas A&M
02/20/16 5:30 PM at Reed Arena (College Station, TX)



Kentucky 77 • 20-7; 10-4 SEC

#	Player	Total			3-Ptr			Rebounds			PF	TP	A	TO	Blk	Stl	Min
		FG-FGA	FG-FGA	FT-FTA	FG-FGA	FG-FGA	FT-FTA	Off	Def	Total							
00	Marcus Lee	4-5	0-0	0-1	1	4	5	5	8	0	2	3	0	0	0	31	
03	Tyler Ulis	7-12	3-5	5-6	0	4	4	2	22	11	4	1	1	45			
13	Isaiah Briscoe	5-12	1-1	0-0	1	5	6	4	11	3	2	0	0	41			
23	Jamal Murray	6-16	4-10	5-6	0	1	1	2	21	1	0	0	0	42			
25	Derek Willis	1-4	1-3	0-0	0	1	1	1	3	1	0	0	0	20			
01	Skal Labissiere	1-1	0-0	1-2	1	2	3	2	3	0	0	1	0	9			
04	Charles Matthews	0-1	0-0	0-0	0	1	1	0	0	0	0	0	0	7			
15	Isaac Humphries	2-2	0-0	2-2	2	10	12	5	6	0	2	1	2	20			
25	Dominique Hawkins	1-1	1-1	0-0	0	0	0	0	3	0	0	0	1	10			
	Team				1	2	3										
	Totals	27-54	10-20	13-17	6	30	36	21	77	15	9	7	3	225			

FG % 1st Half: 14-26 53.8% 2nd half: 11-21 52.4% OT: 2-7 28.6% Game: 27-54 50.0% Deadball Rebounds 3FG % 1st Half: 7-11 63.6% 2nd half: 2-6 33.3% OT: 1-3 33.3% Game: 10-20 50.0% FT % 1st Half: 1-2 50.0% 2nd half: 8-9 88.9% OT: 4-6 66.7% Game: 13-17 76.5%

#RV/24 Texas A&M 79 • 20-7; 9-5 SEC

#	Player	Total			3-Ptr			Rebounds			PF	TP	A	TO	Blk	Stl	Min
		FG-FGA	FG-FGA	FT-FTA	FG-FGA	FG-FGA	FT-FTA	Off	Def	Total							
11	Anthony Collins	1-7	0-1	0-0	0	0	0	3	2	8	0	1	1	32			
12	Jalen Jones	9-19	4-8	2-5	1	7	8	1	24	0	0	0	2	34			
21	Alex Caruso	4-8	1-3	1-1	1	1	2	3	10	3	2	0	1	36			
23	Danuel House	2-13	1-4	4-4	0	3	3	0	9	3	1	0	1	35			
34	Tyler Davis	5-9	0-0	5-10	9	3	12	3	15	0	1	0	0	28			
01	DJ Hogg	4-8	2-5	0-0	0	1	1	1	10	0	1	0	0	20			
03	Admon Gilder	1-5	0-2	0-2	2	2	2	2	2	1	1	0	0	18			
10	Tony Trocha-Morelos	2-2	1-1	2-2	4	2	6	1	7	3	1	0	0	14			
42	Tavario Miller	0-1	0-0	0-0	1	2	3	0	0	0	0	0	0	8			
	Team				2	2	4	1									
	Totals	28-72	9-24	14-24	20	21	41	15	79	18	7	1	5	225			

FG % 1st Half: 13-39 33.3% 2nd half: 12-26 46.2% OT: 3-7 42.9% Game: 28-72 38.9% Deadball Rebounds 3FG % 1st Half: 6-15 40.0% 2nd half: 3-8 37.5% OT: 0-1 0.0% Game: 9-24 37.5% FT % 1st Half: 3-6 50.0% 2nd half: 6-11 54.5% OT: 5-7 71.4% Game: 14-24 58.3%

Officials: Pat Adams, Anthony Jordan, Gerry Pollard
Technical fouls: Kentucky-Isaac Humphries. #RV/24 Texas A&M-TEAM.
Attendance: 12029

Score by periods	1st	2nd	OT	Total
Kentucky	36	32	9	77
#RV/24 Texas A&M	35	33	11	79

Points	In	Off	2nd	Fast	Bench
UK	24	5	11	0	12
TAMU	34	7	22	6	19

Last FG - UK OT:01;10, TAMU OT:00:01.
Largest lead - UK by 3 2nd:17:21, TAMU by 8 2nd:11:54.
UK led for 09:46, TAMU led for 28:51, Game was tied for 06:23.

Score tied - 12 times.
Lead changed - 29 times.

GAME 28 #16 KENTUCKY 78, ALABAMA 53



Official Basketball Box Score - Game Totals - Final Statistics
Alabama vs Kentucky
02/23/16 7:00 pm at Rupp Arena - Lexington, KY



Alabama 53 • 16-11, 7-8

#	Player	Total			3-Ptr			Rebounds			PF	TP	A	TO	Blk	Stl	Min
		FG-FGA	FG-FGA	FT-FTA	FG-FGA	FG-FGA	FT-FTA	Off	Def	Total							
10	Taylor, Jimmie	1-3	0-0	1-2	1	0	1	1	3	1	0	1	0	22			
11	Hale, Shannon	0-4	0-1	2-4	0	2	3	2	1	3	0	0	0	27			
01	Norris, Riley	1-5	1-3	0-0	1	3	4	3	3	1	3	0	0	23			
04	Edwards, Arthur	0-3	0-2	0-0	0	2	2	4	0	0	1	1	0	20			
32	Obasohan, Retin	9-13	1-1	10-12	1	4	5	3	29	1	4	1	0	31			
02	Schaffer, Lawson	0-1	0-1	0-0	0	0	0	0	0	0	0	0	0	20			
03	Kessens, Michael	0-2	0-1	0-0	1	4	5	3	0	1	1	0	0	21			
05	Coleman, Justin	3-11	2-4	0-0	0	2	3	8	1	0	0	0	0	37			
23	Austin, Brandon	2-3	2-2	0-0	0	0	2	6	0	0	0	0	0	11			
24	Clark, Christian	0-0	0-0	0-0	0	0	0	0	0	0	0	0	0	2			
35	Hall, Donta	1-3	0-0	0-0	2	6	8	1	2	0	0	1	0	13			
	Team				0	0	0										
	Totals	17-48	6-15	13-18	6	23	29	23	53	6	12	4	0	200			

FG % 1st Half: 6-23 26.1% 2nd half: 11-25 44.0% Game: 17-48 35.4% Deadball Rebounds 3FG % 1st Half: 2-5 40.0% 2nd half: 4-10 40.0% Game: 6-15 40.0% FT % 1st Half: 7-8 87.5% 2nd half: 6-10 60.0% Game: 13-18 72.2%

Kentucky 78 • 21-7, 11-4

#	Player	Total			3-Ptr			Rebounds			PF	TP	A	TO	Blk	Stl	Min
		FG-FGA	FG-FGA	FT-FTA	FG-FGA	FG-FGA	FT-FTA	Off	Def	Total							
00	Marcus Lee	3-5	0-0	0-0	6	6	12	2	6	2	1	1	0	31			
15	Isaac Humphries	2-5	0-0	0-0	2	2	4	2	4	1	0	1	0	21			
03	Ulis, Tyler	5-13	0-3	9-11	0	5	5	2	19	10	1	0	3	36			
13	Isaiah Briscoe	4-11	0-1	2-3	1	3	4	2	10	1	0	0	1	33			
23	Jamal Murray	7-14	2-5	7-8	2	4	2	23	0	1	2	1	37				
01	Labissiere, Skal	1-3	0-0	0-0	0	2	1	2	0	0	1	0	9				
04	Matthews, Charles	0-0	0-0	0-0	0	2	2	0	0	0	0	0	1	5			
11	Mychal Mulder	0-1	0-0	0-0	1	0	1	0	0	0	0	0	0	2			
22	Alex Poythress	5-6	0-0	4-6	1	0	1	3	14	0	1	0	0	17			
24	EJ Floreal	0-0	0-0	0-0	0	2	2	0	0	0	0	0	0	2			
25	Dominique Hawkins	0-1	0-1	0-0	2	2	4	1	0	1	0	0	0	7			
	Team				2	2	4										
	Totals	27-59	2-10	22-28	15	26	41	15	78	15	4	5	6	200			

FG % 1st Half: 11-29 37.9% 2nd half: 16-30 53.3% Game: 17-48 35.4% Deadball Rebounds 3FG % 1st Half: 1-6 16.7% 2nd half: 1-4 25.0% Game: 2-10 20.0% FT % 1st Half: 10-13 76.9% 2nd half: 12-15 80.0% Game: 22-28 78.6%

Officials: Karl Hess, Bryon Jarrett, Michael Roberts
Technical fouls: Alabama-None, Kentucky-None.
Attendance: 24262

Score by periods	1st	2nd	Total
Alabama	21	32	53
Kentucky	33	45	78

Last FG - UA 2nd:03:30, UK 2nd:00:50.
Largest lead - UA by 2 1st:17:07, UK by 25 2nd:00:50.
UK led for 00:16, UA led for 36:50, Game was tied for 02:54.

Score tied - 3 times.
Lead changed - 2 times.

GAME 29 VANDERBILT 74, #16 KENTUCKY 62



Official Basketball Box Score - Game Totals - Final Statistics
Kentucky vs Vanderbilt
m at as ile Tenn emorial G m



Kentucky 62 • 21-8, 11-5 SEC

#	Player	Total			3-Ptr			Rebounds			PF	TP	A	TO	Blk	Stl	Min
		FG-FGA	FG-FGA	FT-FTA	FG-FGA	FG-FGA	FT-FTA	Off	Def	Total							
00	Marcus Lee	2-2	0-0	5-9	2	4	6	4	9	1	0	3	0	30			
22	Alex Poythress	0-0	0-0	0-0	0	3	3	5	0	0	1	1	0	16			
03	Ulis, Tyler	5-20	0-7	2-4	1	2	3	12	6	1	0	1	39				
13	Isaiah Briscoe	4-8	0-3	0-4	1	3	4	2	8	2	0	0	34				
23	Jamal Murray	12-20	6-10	3-4	2	7	9	2	33	1	2	0	37				
01	Labissiere, Skal	0-1	0-0	0-0	0	1	1	4	0	0	1	0	11				
04	Matthews, Charles	0-0	0-0	0-2	2	2	4	1	0	0	2	1	11				
10	Jonny David	0-0	0-0	0-0	0	0	0	0	0	0	0	0	1				
11	Mychal Mulder	0-1	0-1	0-0	0	1	1	0	0	0	0	0	1				
15	Isaac Humphries	0-2	0-0	0-0	0	1	1	0	0	0	0	0	14				
24	EJ Floreal	0-0	0-0	0-0	0	0	0	0	0	0	0	0	1				
25	Dominique Hawkins	0-1	0-1	0-0	0	1	1	0	0	0	1	0	8				
	Team				0	4	4										
	Totals	23-55	6-22	10-23	9	28	37	22	62	10	5	7	2	200			

FG % 1st Half: 16-29 55.2% 2nd half: 7-26 26.9% Game: 23-55 41.8% Deadball Rebounds 3FG % 1st Half: 4-9 44.4% 2nd half: 2-13 15.4% Game: 6-22 27.3% FT % 1st Half: 3-9 33.3% 2nd half: 7-14 50.0% Game: 10-23 43.5%

Vanderbilt 74 • 18-11, 10-6 SEC

#	Player	Total			3-Ptr			Rebounds			PF	TP	A	TO	Blk	Stl	Min



2015-16 Kentucky Men's Basketball
Kentucky Combined Team Statistics (as of Mar 01, 2016)



All games

RECORD:	OVERALL	HOME	AWAY	NEUTRAL
ALL GAMES	22-8	16-0	4-7	2-1
CONFERENCE	12-5	8-0	4-5	0-0
NON-CONFERENCE	10-3	8-0	0-2	2-1

#	Player	gp-gs	min	avg	Total		3-Point		F-Throw		Rebounds				pf	dq	a	to	blk	stl	pts	avg
					fg-fga	fg%	3fg-fga	3fg%	ft-fa	ft%	off	def	tot	avg								
23	Jamal Murray	30-30	1050	35.0	203-451	.450	95-227	.419	96-124	.774	42	109	151	5.0	61	1	63	72	9	31	597	19.9
03	Tyler Ulis	29-29	1066	36.8	151-352	.429	42-133	.316	139-163	.853	17	77	94	3.2	54	1	207	57	4	43	483	16.7
22	Alex Poythress	25-17	593	23.7	93-157	.592	2-16	.125	59-86	.686	45	114	159	6.4	90	6	9	30	18	13	247	9.9
13	Isaiah Briscoe	28-27	902	32.2	111-255	.435	5-36	.139	45-107	.421	37	108	145	5.2	85	2	88	51	4	28	272	9.7
35	Derek Willis	26-11	485	18.7	69-142	.486	43-98	.439	23-25	.920	26	79	105	4.0	45	2	10	19	16	18	204	7.8
00	Marcus Lee	30-20	658	21.9	89-133	.669	0-0	.000	22-55	.400	79	113	192	6.4	92	8	9	29	54	10	200	6.7
01	Skal Labissiere	30-12	474	15.8	77-155	.497	0-2	.000	38-57	.667	32	57	89	3.0	93	5	7	30	45	8	192	6.4
15	Isaac Humphries	18-1	198	11.0	15-35	.429	0-0	.000	11-15	.733	19	34	53	2.9	44	2	2	10	16	1	41	2.3
25	Dominique Hawkins	21-0	180	8.6	12-34	.353	7-23	.304	16-21	.762	7	4	11	0.5	24	0	9	5	3	5	47	2.2
04	Charles Matthews	30-3	338	11.3	22-50	.440	1-4	.250	13-31	.419	28	25	53	1.8	32	0	13	18	4	13	58	1.9
11	Mychal Mulder	20-0	83	4.2	4-19	.211	2-11	.182	2-2	1.000	9	17	26	1.3	5	0	6	2	0	1	12	0.6
10	Jonny David	10-0	10	1.0	0-2	.000	0-2	.000	2-2	1.000	0	0	0	0.0	1	0	0	1	0	0	2	0.2
24	EJ Floreal	10-0	13	1.3	0-1	.000	0-0	.000	0-2	.000	1	5	6	0.6	0	0	0	1	0	0	0	0.0
Team											47	45	92		2		15					
Total.....		30	6050		846-1786	.474	197-552	.357	466-690	.675	389	787	1176	39.2	628	27	423	340	173	171	2355	78.5
Opponents.....		30	6050		679-1721	.395	164-494	.332	506-725	.698	355	652	1007	33.6	602	-	279	370	88	127	2028	67.6

TEAM STATISTICS	UK	OPP	Date	Opponent	Score	Att.		
SCORING	2355	2028	11/13/15	ALBANY	w 78-65	22080		
Points per game	78.5	67.6	11/14/15	NJIT	w 87-57	22671		
Scoring margin	+10.9	-	1 11/17/15	vs #5/4 Duke	w 74-63	21461		
FIELD GOALS-ATT	846-1786	679-1721	11/20/15	WRIGHT STATE	w 78-63	22563		
Field goal pct	.474	.395	11/24/15	BOSTON U.	w 82-62	22623		
3 POINT FG-ATT	197-552	164-494	2 11/27/15	vs USF	w 84-63	10023		
3-point FG pct	.357	.332	11/30/15	ILLINOIS STATE	w 75-63	21894		
3-pt FG made per game	6.6	5.5	12/03/15	at UCLA	L 77-87	12202		
FREE THROWS-ATT	466-690	506-725	12/09/15	EKU	w 88-67	22544		
Free throw pct	.675	.698	12/12/15	ARIZONA STATE	w 72-58	23665		
F-Throws made per game	15.5	16.9	3 12/19/15	vs Ohio State	L 67-74	16311		
REBOUNDS	1176	1007	12/26/15	#16/15 LOUISVILLE	w 75-73	24412		
Rebounds per game	39.2	33.6	* 01/02/16	OLE MISS	w 83-61	24399		
Rebounding margin	+5.6	-	* 01/05/16	at LSU	L 67-85	13573		
ASSISTS	423	279	* 1/9/16	at Alabama	w 77-61	15383		
Assists per game	14.1	9.3	* 01/12/16	MISSISSIPPI STATE	w 80-74	23897		
TURNOVERS	340	370	* 01/16/16	at Auburn	L 70-75	9121		
Turnovers per game	11.3	12.3	* 01/21/16	at Arkansas	w 80-66	18588		
Turnover margin	+1.0	-	* 01/23/16	VANDERBILT	w 76-57	22975		
Assist/turnover ratio	1.2	0.8	* 01/27/16	MISSOURI	w 88-54	23933		
STEALS	171	127	4 01/30/16	at #4/3 Kansas	Lot 84-90	16300		
Steals per game	5.7	4.2	* 02/02/16	at Tennessee	L 77-84	19295		
BLOCKS	173	88	* 02/06/16	FLORIDA	w 80-61	24406		
Blocks per game	5.8	2.9	* 02/09/16	GEORGIA	w 82-48	22136		
ATTENDANCE	372734	207296	* 2/13/16	at RV/#20 South Carolina	w 89-62	18000		
Home games-Avg/Game	16-23296	11-14500	* 02/18/16	TENNESSEE	w 80-70	24274		
Neutral site-Avg/Game	-	3-15932	* 02/20/16	at RV/#24 Texas A&M	Lot 77-79	12029		
Score by Periods	1st	2nd	OT	Totals	* 02/23/16	ALABAMA	w 78-53	24262
Kentucky	1150	1188	17	2355	* 02/27/16	at Vanderbilt	L 62-74	14326
Opponents	906	1097	25	2028	* 3/1/16	at Florida	w 88-79	10684

* = Conference game
1 = Champions Classic - United Center, Chicago
2 = Hoophall Miami Invitational - American Airlines Arena, Miami
3 = CBS Sports Classic - Barclays, Center, Brooklyn, N.Y.
4 = Big12-SEC Challenge - Allen Fieldhouse, Lawrence, Kan.



2015-16 Kentucky Men's Basketball
Kentucky Combined Team Statistics (as of Mar 01, 2016)
Conference games



RECORD:	OVERALL	HOME	AWAY	NEUTRAL
ALL GAMES	12-5	8-0	4-5	0-0
CONFERENCE	12-5	8-0	4-5	0-0
NON-CONFERENCE	0-0	0-0	0-0	0-0

#	Player	gp-gs	min	avg	Total		3-Point		F-Throw		Rebounds				pf	dq	a	to	blk	stl	pts	avg
					fg-fga	fg%	3fg-fga	3fg%	ft-fa	ft%	off	def	tot	avg								
23	Jamal Murray	17-17	614	36.1	131-276	.475	63-143	.441	57-71	.803	26	65	91	5.4	31	1	29	29	6	18	382	22.5
03	Ulis, Tyler	17-17	634	37.3	99-221	.448	25-74	.338	93-110	.845	10	45	55	3.2	40	1	138	33	2	26	316	18.6
35	Derek Willis	14-9	328	23.4	46-90	.511	33-66	.500	14-15	.933	17	59	76	5.4	28	0	5	11	12	8	139	9.9
22	Alex Poythress	12-11	278	23.2	44-74	.595	0-5	.000	30-43	.698	16	49	65	5.4	44	4	3	21	7	3	118	9.8
13	Isaiah Briscoe	17-17	560	32.9	60-147	.408	1-18	.056	24-55	.436	26	59	85	5.0	53	1	52	23	1	13	145	8.5
00	Marcus Lee	17-12	369	21.7	41-62	.661	0-0	.000	9-27	.333	36	67	103	6.1	55	5	5	15	28	2	91	5.4
01	Labissiere, Skal	17-1	213	12.5	35-75	.467	0-2	.000	8-17	.471	18	28	46	2.7	50	2	2	12	21	4	78	4.6
15	Isaac Humphries	12-1	130	10.8	9-21	.429	0-0	.000	3-4	.750	13	25	38	3.2	33	2	1	4	11	1	21	1.8
25	Dominique Hawkins	10-0	71	7.1	4-11	.364	3-7	.429	4-4	1.000	2	0	2	0.2	9	0	3	2	2	2	15	1.5
04	Matthews, Charles	17-0	156	9.2	7-20	.350	0-0	.000	5-14	.357	16	14	30	1.8	14	0	4	6	3	5	19	1.1
11	Mychal Mulder	11-0	55	5.0	3-15	.200	2-8	.250	2-2	1.000	6	13	19	1.7	4	0	2	2	0	1	10	0.9
24	EJ Floreal	9-0	12	1.3	0-1	.000	0-0	.000	0-2	.000	0	5	5	0.6	0	0	0	1	0	0	0	0.0
10	Jonny David	6-0	5	0.8	0-1	.000	0-1	.000	0-0	.000	0	0	0	0.0	1	0	0	0	0	0	0	0.0
Team												29	24	53		2		9				
Total.....		17	3425		479-1014	.472	127-324	.392	249-364	.684	215	453	668	39.3	364	16	244	168	93	83	1334	78.5
Opponents.....		17	3425		367-953	.385	97-282	.344	312-449	.695	196	377	573	33.7	312	-	164	185	56	55	1143	67.2

TEAM STATISTICS	UK	OPP	Date	Opponent	Score	Att.
SCORING	1334	1143	* 01/02/16	OLE MISS	w 83-61	24399
Points per game	78.5	67.2	* 01/05/16	at LSU	L 67-85	13573
Scoring margin	+11.2	-	* 1/9/16	at Alabama	w 77-61	15383
FIELD GOALS-ATT	479-1014	367-953	* 01/12/16	MISSISSIPPI STATE	w 80-74	23897
Field goal pct	.472	.385	* 01/16/16	at Auburn	L 70-75	9121
3 POINT FG-ATT	127-324	97-282	* 01/21/16	at Arkansas	w 80-66	18588
3-point FG pct	.392	.344	* 01/23/16	VANDERBILT	w 76-57	22975
3-pt FG made per game	7.5	5.7	* 01/27/16	MISSOURI	w 88-54	23933
FREE THROWS-ATT	249-364	312-449	* 02/02/16	at Tennessee	L 77-84	19295
Free throw pct	.684	.695	* 02/06/16	FLORIDA	w 80-61	24406
F-Throws made per game	14.6	18.4	* 02/09/16	GEORGIA	w 82-48	22136
REBOUNDS	668	573	* 2/13/16	at RV/#20 South Carolina	w 89-62	18000
Rebounds per game	39.3	33.7	* 02/18/16	TENNESSEE	w 80-70	24274
Rebounding margin	+5.6	-	* 02/20/16	at RV/#24 Texas A&M	Lot 77-79	12029
ASSISTS	244	164	* 02/23/16	ALABAMA	w 78-53	24262
Assists per game	14.4	9.6	* 02/27/16	at Vanderbilt	L 62-74	14326
TURNOVERS	168	185	* 3/1/16	at Florida	w 88-79	10684
Turnovers per game	9.9	10.9				
Turnover margin	+1.0	-				
Assist/turnover ratio	1.5	0.9				
STEALS	83	55				
Steals per game	4.9	3.2				
BLOCKS	93	56				
Blocks per game	5.5	3.3				
ATTENDANCE	190282	130999				
Home games-Avg/Game	8-23785	9-14555				
Neutral site-Avg/Game	-	0-0				

* = Conference game
1 = Champions Classic - United Center, Chicago
2 = Hoophall Miami Invitational - American Airlines Arena, Miami
3 = CBS Sports Classic - Barclays, Center, Brooklyn, N.Y.
4 = Big12-SEC Challenge - Allen Fieldhouse, Lawrence, Kan.

Score by Periods	1st	2nd	OT	Totals
Kentucky	661	664	9	1334
Opponents	492	640	11	1143



2015-16 Kentucky Men's Basketball
Kentucky Combined Team Statistics (as of Mar 01, 2016)
Last Five



RECORD:	OVERALL	HOME	AWAY	NEUTRAL
ALL GAMES	3-2	2-0	1-2	0-0
CONFERENCE	3-2	2-0	1-2	0-0
NON-CONFERENCE	0-0	0-0	0-0	0-0

#	Player	gp-gs	min	avg	Total		3-Point		F-Throw		Rebounds				pf	dq	a	to	blk	stl	pts	avg
					fg-fga	fg%	3fg-fga	3fg%	ft-fta	ft%	off	def	tot	avg								
23	Jamal Murray	5-5	190	38.0	38-72	.528	19-37	.514	31-38	.816	6	25	31	6.2	10	0	8	9	4	2	126	25.2
03	Ulis, Tyler	5-5	192	38.4	25-70	.357	6-22	.273	27-33	.818	1	19	20	4.0	12	0	47	12	1	6	83	16.6
35	Derek Willis	2-2	45	22.5	9-16	.563	8-14	.571	2-2	1.000	2	4	6	3.0	4	0	0	0	1	0	28	14.0
13	Isaiah Briscoe	5-5	176	35.2	19-48	.396	1-8	.125	8-17	.471	7	20	27	5.4	16	1	10	2	0	1	47	9.4
22	Alex Poythress	3-2	63	21.0	10-18	.556	0-0	.000	6-8	.750	1	13	14	4.7	13	2	1	3	2	0	26	8.7
00	Marcus Lee	5-4	135	27.0	13-17	.765	0-0	.000	6-12	.500	11	24	35	7.0	14	1	3	4	11	0	32	6.4
01	Labissiere, Skal	5-1	55	11.0	9-21	.429	0-0	.000	2-6	.333	5	13	18	3.6	14	0	1	2	4	1	20	4.0
15	Isaac Humphries	5-1	78	15.6	7-14	.500	0-0	.000	3-4	.750	10	16	26	5.2	14	1	1	2	5	1	17	3.4
25	Dominique Hawkins	5-0	41	8.2	2-4	.500	2-4	.500	0-0	.000	2	0	2	0.4	4	0	1	1	1	2	6	1.2
10	Jonny David	2-0	2	1.0	0-0	.000	0-0	.000	0-0	.000	0	0	0	0.0	0	0	0	0	0	0	0	0.0
24	EJ Floreal	2-0	3	1.5	0-0	.000	0-0	.000	0-0	.000	0	2	2	1.0	0	0	0	0	0	0	0	0.0
04	Matthews, Charles	5-0	41	8.2	0-3	.000	0-0	.000	0-3	.000	3	6	9	1.8	3	0	0	1	2	3	0	0.0
11	Mychal Mulder	3-0	4	1.3	0-2	.000	0-1	.000	0-0	.000	1	1	2	0.7	0	0	0	0	0	0	0	0.0
Team											4	8	12				3					
Total.....		5	1025		132-285	.463	36-86	.419	85-123	.691	53	151	204	40.8	104	5	72	39	31	16	385	77.0
Opponents.....		5	1025		122-308	.396	31-87	.356	80-132	.606	66	117	183	36.6	95	-	57	36	13	11	355	71.0

TEAM STATISTICS	UK	OPP	Date	Opponent	Score	Att.
SCORING	385	355	* 02/18/16	TENNESSEE	W 80-70	24274
Points per game	77.0	71.0	* 02/20/16	at RV#24 Texas A&M	Lot 77-79	12029
Scoring margin	+6.0	-	* 02/23/16	ALABAMA	W 78-53	24262
FIELD GOALS-ATT	132-285	122-308	* 02/27/16	at Vanderbilt	L 62-74	14326
Field goal pct	.463	.396	* 3/1/16	at Florida	W 88-79	10684
3 POINT FG-ATT	36-86	31-87	* = Conference game			
3-point FG pct	.419	.356	1 = Champions Classic - United Center, Chicago			
3-pt FG made per game	7.2	6.2	2 = Hoophall Miami Invitational - American Airlines Arena, Miami			
FREE THROWS-ATT	85-123	80-132	3 = CBS Sports Classic - Barclays, Center, Brooklyn, N.Y.			
Free throw pct	.691	.606	4 = Big12-SEC Challenge - Allen Fieldhouse, Lawrence, Kan.			
F-Throws made per game	17.0	16.0				
REBOUNDS	204	183				
Rebounds per game	40.8	36.6				
Rebounding margin	+4.2	-				
ASSISTS	72	57				
Assists per game	14.4	11.4				
TURNOVERS	39	36				
Turnovers per game	7.8	7.2				
Turnover margin	-0.6	-				
Assist/turnover ratio	1.8	1.6				
STEALS	16	11				
Steals per game	3.2	2.2				
BLOCKS	31	13				
Blocks per game	6.2	2.6				
ATTENDANCE	48536	37039				
Home games-Avg/Game	2-24268	3-12346				
Neutral site-Avg/Game	-	0-0				

Score by Periods	1st	2nd	OT	Totals
Kentucky	180	196	9	385
Opponents	154	190	11	355



2015-16 Kentucky Men's Basketball
Kentucky Season Box Score (as of Mar 01, 2016)
All games



RECORD:	OVERALL	HOME	AWAY	NEUTRAL
ALL GAMES	22-8	16-0	4-7	2-1
CONFERENCE	12-5	8-0	4-5	0-0
NON-CONFERENCE	10-3	8-0	0-2	2-1

#	Player	gp-gs	min	avg	Total		3-Point		F-Throw		Rebounds					pf	dq	a	to	blk	stl	pts	avg
					fg-fga	fg%	3fg-fga	3fg%	ft-fa	ft%	off	def	tot	avg									
23	Jamal Murray	30-30	1050	35.0	203-451	.450	95-227	.419	96-124	.774	42	109	151	5.0	61	1	63	72	9	31	597	19.9	
03	Tyler Ulis	29-29	1066	36.8	151-352	.429	42-133	.316	139-163	.853	17	77	94	3.2	54	1	207	57	4	43	483	16.7	
22	Alex Poythress	25-17	593	23.7	93-157	.592	2-16	.125	59-86	.686	45	114	159	6.4	90	6	9	30	18	13	247	9.9	
13	Isaiah Briscoe	28-27	902	32.2	111-255	.435	5-36	.139	45-107	.421	37	108	145	5.2	85	2	88	51	4	28	272	9.7	
35	Derek Willis	26-11	485	18.7	69-142	.486	43-98	.439	23-25	.920	26	79	105	4.0	45	2	10	19	16	18	204	7.8	
00	Marcus Lee	30-20	658	21.9	89-133	.669	0-0	.000	22-55	.400	79	113	192	6.4	92	8	9	29	54	10	200	6.7	
01	Skal Labissiere	30-12	474	15.8	77-155	.497	0-2	.000	38-57	.667	32	57	89	3.0	93	5	7	30	45	8	192	6.4	
15	Isaac Humphries	18-1	198	11.0	15-35	.429	0-0	.000	11-15	.733	19	34	53	2.9	44	2	2	10	16	1	41	2.3	
25	Dominique Hawkins	21-0	180	8.6	12-34	.353	7-23	.304	16-21	.762	7	4	11	0.5	24	0	9	5	3	5	47	2.2	
04	Charles Matthews	30-3	338	11.3	22-50	.440	1-4	.250	13-31	.419	28	25	53	1.8	32	0	13	18	4	13	58	1.9	
11	Mychal Mulder	20-0	83	4.2	4-19	.211	2-11	.182	2-2	1.000	9	17	26	1.3	5	0	6	2	0	1	12	0.6	
10	Jonny David	10-0	10	1.0	0-2	.000	0-2	.000	2-2	1.000	0	0	0	0.0	1	0	0	1	0	0	2	0.2	
24	EJ Floreal	10-0	13	1.3	0-1	.000	0-0	.000	0-2	.000	1	5	6	0.6	0	0	0	1	0	0	0	0.0	
Team											47	45	92		2		15						
Total.....		30	6050		846-1786	.474	197-552	.357	466-690	.675	389	787	1176	39.2	628	27	423	340	173	171	2355	78.5	
Opponents.....		30	6050		679-1721	.395	164-494	.332	506-725	.698	355	652	1007	33.6	602	-	279	370	88	127	2028	67.6	

Score by Periods	1st	2nd	OT	Totals
Kentucky	1150	1188	17	2355
Opponents	906	1097	25	2028



2015-16 Kentucky Men's Basketball
 Kentucky Overall Team Statistics (as of Mar 01, 2016)
 All games



TEAM STATISTICS	UK	OPP
SCORING	2355	2028
Points per game	78.5	67.6
Scoring margin	+10.9	-
FIELD GOALS-ATT	846-1786	679-1721
Field goal pct	.474	.395
3 POINT FG-ATT	197-552	164-494
3-point FG pct	.357	.332
3-pt FG made per game	6.6	5.5
FREE THROWS-ATT	466-690	506-725
Free throw pct	.675	.698
F-Throws made per game	15.5	16.9
REBOUNDS	1176	1007
Rebounds per game	39.2	33.6
Rebounding margin	+5.6	-
ASSISTS	423	279
Assists per game	14.1	9.3
TURNOVERS	340	370
Turnovers per game	11.3	12.3
Turnover margin	+1.0	-
Assist/turnover ratio	1.2	0.8
STEALS	171	127
Steals per game	5.7	4.2
BLOCKS	173	88
Blocks per game	5.8	2.9
WINNING STREAK	1	-
Home win streak	16	-
ATTENDANCE	372734	207296
Home games-Avg/Game	16-23296	11-14500
Neutral site-Avg/Game	-	3-15932

Score by Periods	1st	2nd	OT	Totals
Kentucky	1150	1188	17	2355
Opponents	906	1097	25	2028



2015-16 Kentucky Men's Basketball
 Kentucky Category Leaders (as of Mar 01, 2016)
 All games



Points	G	Pts	Pts/G	Scoring Average	G	Pts	Avg/G
Jamal Murray	30	597	19.9	Jamal Murray	30	597	19.9
Tyler Ulis	29	483	16.7	Tyler Ulis	29	483	16.7
Isaiah Briscoe	28	272	9.7	Alex Poythress	25	247	9.9
Alex Poythress	25	247	9.9	Isaiah Briscoe	28	272	9.7
Derek Willis	26	204	7.8	Derek Willis	26	204	7.8
Marcus Lee	30	200	6.7	Marcus Lee	30	200	6.7
Skal Labissiere	30	192	6.4	Skal Labissiere	30	192	6.4
Charles Matthews	30	58	1.9	Isaac Humphries	18	41	2.3
Dominique Hawkins	21	47	2.2	Dominique Hawkins	21	47	2.2
Isaac Humphries	18	41	2.3	Charles Matthews	30	58	1.9
Mychal Mulder	20	12	0.6	Mychal Mulder	20	12	0.6
Jonny David	10	2	0.2	Jonny David	10	2	0.2

FG Percentage	FG	Att	Pct	Field Goal Attempts	G	Att	Att/G
Marcus Lee	89	133	.669	Jamal Murray	30	451	15.0
Alex Poythress	93	157	.592	Tyler Ulis	29	352	12.1
Skal Labissiere	77	155	.497	Isaiah Briscoe	28	255	9.1
Derek Willis	69	142	.486	Alex Poythress	25	157	6.3
Jamal Murray	203	451	.450	Skal Labissiere	30	155	5.2
Charles Matthews	22	50	.440				
Isaiah Briscoe	111	255	.435	Field Goals Made	G	Made	Made/G
Tyler Ulis	151	352	.429	Jamal Murray	30	203	6.8
Isaac Humphries	15	35	.429	Tyler Ulis	29	151	5.2
Dominique Hawkins	12	34	.353	Isaiah Briscoe	28	111	4.0
Mychal Mulder	4	19	.211	Alex Poythress	25	93	3.7
EJ Floreal	0	1	.000	Marcus Lee	30	89	3.0
Jonny David	0	2	.000				

3-Point Percentage	3FG	Att	Pct	3-Point FG Attempts	G	Att	Att/G
Derek Willis	43	98	.439	Jamal Murray	30	227	7.6
Jamal Murray	95	227	.419	Tyler Ulis	29	133	4.6
Tyler Ulis	42	133	.316	Derek Willis	26	98	3.8
Dominique Hawkins	7	23	.304	Isaiah Briscoe	28	36	1.3
Charles Matthews	1	4	.250	Dominique Hawkins	21	23	1.1
Mychal Mulder	2	11	.182				
Isaiah Briscoe	5	36	.139	3-Point FG Made	G	Made	Made/G
Alex Poythress	2	16	.125	Jamal Murray	30	95	3.2
Jonny David	0	2	.000	Derek Willis	26	43	1.7
Skal Labissiere	0	2	.000	Tyler Ulis	29	42	1.4
				Dominique Hawkins	21	7	0.3
				Isaiah Briscoe	28	5	0.2

Free Throw Percent	FG	Att	Pct	Free Throw Attempts	G	Att	Att/G
Jonny David	2	2	1.000	Tyler Ulis	29	163	5.6
Mychal Mulder	2	2	1.000	Jamal Murray	30	124	4.1
Derek Willis	23	25	.920	Isaiah Briscoe	28	107	3.8
Tyler Ulis	139	163	.853	Alex Poythress	25	86	3.4
Jamal Murray	96	124	.774	Skal Labissiere	30	57	1.9
Dominique Hawkins	16	21	.762				
Isaac Humphries	11	15	.733	Free Throws Made	G	Made	Made/G
Alex Poythress	59	86	.686	Tyler Ulis	29	139	4.8
Skal Labissiere	38	57	.667	Jamal Murray	30	96	3.2
Isaiah Briscoe	45	107	.421	Alex Poythress	25	59	2.4
Charles Matthews	13	31	.419	Isaiah Briscoe	28	45	1.6
Marcus Lee	22	55	.400	Skal Labissiere	30	38	1.3



2015-16 Kentucky Men's Basketball
 Kentucky Category Leaders (as of Mar 01, 2016)
 All games



Rebounds	G	Reb	Reb/G
Marcus Lee	30	192	6.4
Alex Poythress	25	159	6.4
Jamal Murray	30	151	5.0
Isaiah Briscoe	28	145	5.2
Derek Willis	26	105	4.0

Assists	G	No.	Ast/G
Tyler Ulis	29	207	7.1
Isaiah Briscoe	28	88	3.1
Jamal Murray	30	63	2.1
Charles Matthews	30	13	0.4
Derek Willis	26	10	0.4

Rebound Average	G	Reb	Avg/G
Marcus Lee	30	192	6.4
Alex Poythress	25	159	6.4
Isaiah Briscoe	28	145	5.2
Jamal Murray	30	151	5.0
Derek Willis	26	105	4.0

Steals	G	No.	Stl/G
Tyler Ulis	29	43	1.5
Jamal Murray	30	31	1.0
Isaiah Briscoe	28	28	1.0
Derek Willis	26	18	0.7
Charles Matthews	30	13	0.4
Alex Poythress	25	13	0.5

Offensive Rebounds	G	No.	Avg/G
Marcus Lee	30	79	2.6
Alex Poythress	25	45	1.8
Jamal Murray	30	42	1.4
Isaiah Briscoe	28	37	1.3
Skal Labissiere	30	32	1.1

Blocked Shots	G	No.	Blk/G
Marcus Lee	30	54	1.8
Skal Labissiere	30	45	1.5
Alex Poythress	25	18	0.7
Derek Willis	26	16	0.6
Isaac Humphries	18	16	0.9

Defensive Rebounds	G	No.	Avg/G
Alex Poythress	25	114	4.6
Marcus Lee	30	113	3.8
Jamal Murray	30	109	3.6
Isaiah Briscoe	28	108	3.9
Derek Willis	26	79	3.0

Minutes	G	No.	Min/G
Tyler Ulis	29	1066	36.8
Jamal Murray	30	1050	35.0
Isaiah Briscoe	28	902	32.2
Marcus Lee	30	658	21.9
Alex Poythress	25	593	23.7

Fouls	G	No.	Per/G
Skal Labissiere	30	93	3.1
Marcus Lee	30	92	3.1
Alex Poythress	25	90	3.6
Isaiah Briscoe	28	85	3.0
Jamal Murray	30	61	2.0

Turnovers	G	No.	TO/G
Jamal Murray	30	72	2.4
Tyler Ulis	29	57	2.0
Isaiah Briscoe	28	51	1.8
Alex Poythress	25	30	1.2
Skal Labissiere	30	30	1.0

Foulsouts	G	No.
Marcus Lee	30	8
Alex Poythress	25	6
Skal Labissiere	30	5
Derek Willis	26	2
Isaiah Briscoe	28	2
Isaac Humphries	18	2



2015-16 Kentucky Men's Basketball
 Kentucky Overall/Conference Statistics (as of Mar 01, 2016)
 All games



SUMMARY	Overall Statistics										Conference Statistics									
	gp-gs	min/g	fg%	3fg%	ft%	r/g	a/g	stl	blk	pts/g	gp-gs	min/g	fg%	3fg%	ft%	r/g	a/g	stl	blk	pts/g
Jamal Murray	30-30	35.0	.450	.419	.774	5.0	2.1	31	9	19.9	17-17	36.1	.475	.441	.803	5.4	1.7	18	6	22.5
Tyler Ulis	29-29	36.8	.429	.316	.853	3.2	7.1	43	4	16.7	17-17	37.3	.448	.338	.845	3.2	8.1	26	2	18.6
Alex Poythress	25-17	23.7	.592	.125	.686	6.4	0.4	13	18	9.9	12-11	23.2	.595	.000	.698	5.4	0.3	3	7	9.8
Isaiah Briscoe	28-27	32.2	.435	.139	.421	5.2	3.1	28	4	9.7	17-17	32.9	.408	.056	.436	5.0	3.1	13	1	8.5
Derek Willis	26-11	18.7	.486	.439	.920	4.0	0.4	18	16	7.8	14-9	23.4	.511	.500	.933	5.4	0.4	8	12	9.9
Marcus Lee	30-20	21.9	.669	.000	.400	6.4	0.3	10	54	6.7	17-12	21.7	.661	.000	.333	6.1	0.3	2	28	5.4
Skal Labissiere	30-12	15.8	.497	.000	.667	3.0	0.2	8	45	6.4	17-1	12.5	.467	.000	.471	2.7	0.1	4	21	4.6
Isaac Humphries	18-1	11.0	.429	.000	.733	2.9	0.1	1	16	2.3	12-1	10.8	.429	.000	.750	3.2	0.1	1	11	1.8
Dominique Hawkins	21-0	8.6	.353	.304	.762	0.5	0.4	5	3	2.2	10-0	7.1	.364	.429	1.000	0.2	0.3	2	2	1.5
Charles Matthews	30-3	11.3	.440	.250	.419	1.8	0.4	13	4	1.9	17-0	9.2	.350	.000	.357	1.8	0.2	5	3	1.1
Mychal Mulder	20-0	4.2	.211	.182	1.000	1.3	0.3	1	0	0.6	11-0	5.0	.200	.250	1.000	1.7	0.2	1	0	0.9
Jonny David	10-0	1.0	.000	.000	1.000	0.0	0.0	0	0	0.2	6-0	0.8	.000	.000	.000	0.0	0.0	0	0	0.0
EJ Floreal	10-0	1.3	.000	.000	.000	0.6	0.0	0	0	0.0	9-0	1.3	.000	.000	.000	0.6	0.0	0	0	0.0
Totals	30		.474	.357	.675	39.2	14.1	171	173	78.5	17		.472	.392	.684	39.3	14.4	83	93	78.5
Opponent	30		.395	.332	.698	33.6	9.3	127	88	67.6	17		.385	.344	.695	33.7	9.6	55	56	67.2

SCORING	Overall Statistics								Conference Statistics							
	fg-fga	fg%	3fg-fga	3fg%	ft-fta	ft%	pts	pts/g	fg-fga	fg%	3fg-fga	3fg%	ft-fta	ft%	pts	pts/g
Jamal Murray	203-451	.450	95-227	.419	96-124	.774	597	19.9	131-276	.475	63-143	.441	57-71	.803	382	22.5
Tyler Ulis	151-352	.429	42-133	.316	139-163	.853	483	16.7	99-221	.448	25-74	.338	93-110	.845	316	18.6
Alex Poythress	93-157	.592	2-16	.125	59-86	.686	247	9.9	44-74	.595	0-5	.000	30-43	.698	118	9.8
Isaiah Briscoe	111-255	.435	5-36	.139	45-107	.421	272	9.7	60-147	.408	1-18	.056	24-55	.436	145	8.5
Derek Willis	69-142	.486	43-98	.439	23-25	.920	204	7.8	46-90	.511	33-66	.500	14-15	.933	139	9.9
Marcus Lee	89-133	.669	0-0	.000	22-55	.400	200	6.7	41-62	.661	0-0	.000	9-27	.333	91	5.4
Skal Labissiere	77-155	.497	0-2	.000	38-57	.667	192	6.4	35-75	.467	0-2	.000	8-17	.471	78	4.6
Isaac Humphries	15-35	.429	0-0	.000	11-15	.733	41	2.3	9-21	.429	0-0	.000	3-4	.750	21	1.8
Dominique Hawkins	12-34	.353	7-23	.304	16-21	.762	47	2.2	4-11	.364	3-7	.429	4-4	1.000	15	1.5
Charles Matthews	22-50	.440	1-4	.250	13-31	.419	58	1.9	7-20	.350	0-0	.000	5-14	.357	19	1.1
Mychal Mulder	4-19	.211	2-11	.182	2-2	1.000	12	0.6	3-15	.200	2-8	.250	2-2	1.000	10	0.9
Jonny David	0-2	.000	0-2	.000	2-2	1.000	2	0.2	0-1	.000	0-1	.000	0-0	.000	0	0.0
EJ Floreal	0-1	.000	0-0	.000	0-2	.000	0	0.0	0-1	.000	0-0	.000	0-2	.000	0	0.0
Totals	846-1786	.474	197-552	.357	466-690	.675	2355	78.5	479-1014	.472	127-324	.392	249-364	.684	1334	78.5
Opponent	679-1721	.395	164-494	.332	506-725	.698	2028	67.6	367-953	.385	97-282	.344	312-449	.695	1143	67.2

TOTALS	Overall Statistics										Conference Statistics									
	o-reb	d-reb	total	pf	fo	a	to	a/to	hi	pts	o-reb	d-reb	total	pf	fo	a	to	a/to	hi	pts
Jamal Murray	42	109	151	61	1	63	72	0.9	35	26	65	91	31	1	29	29	1.0	35		
Tyler Ulis	17	77	94	54	1	207	57	3.6	27	10	45	55	40	1	138	33	4.2	27		
Alex Poythress	45	114	159	90	6	9	30	0.3	25	16	49	65	44	4	3	21	0.1	25		
Isaiah Briscoe	37	108	145	85	2	88	51	1.7	20	26	59	85	53	1	52	23	2.3	15		
Derek Willis	26	79	105	45	2	10	19	0.5	25	17	59	76	28	0	5	11	0.5	25		
Marcus Lee	79	113	192	92	8	9	29	0.3	14	36	67	103	55	5	5	15	0.3	13		
Skal Labissiere	32	57	89	93	5	7	30	0.2	26	18	28	46	50	2	2	12	0.2	12		
Isaac Humphries	19	34	53	44	2	2	10	0.2	6	13	25	38	33	2	1	4	0.3	6		
Dominique Hawkins	7	4	11	24	0	9	5	1.8	13	2	0	2	9	0	3	2	1.5	9		
Charles Matthews	28	25	53	32	0	13	18	0.7	11	16	14	30	14	0	4	6	0.7	7		
Mychal Mulder	9	17	26	5	0	6	2	3.0	5	6	13	19	4	0	2	2	1.0	5		
Jonny David	0	0	0	1	0	0	1	0.0	2	0	0	0	1	0	0	0	0.0	0		
EJ Floreal	1	5	6	0	0	0	1	0.0	0	0	5	5	0	0	0	1	0.0	0		
Totals	389	787	1176	628	27	423	340	1.2	89	215	453	668	364	16	244	168	1.5	89		
Opponent	355	652	1007	602	-	279	370	0.8	90	196	377	573	312	-	164	185	0.9	85		



2015-16 Kentucky Men's Basketball
 Kentucky Team Game-by-Game (as of Mar 01, 2016)
 All games



TEAM STATISTICS

Opponent	Date	Score		Total		3-Pointers		Free throws		Rebounds				pf	a	t/o	blk	stl	pts	avg
				fg-fga	pct	3fg-fga	pct	ft-fa	pct	off	def	tot	avg							
ALBANY	11/13/15	78-65	W	28-50	.560	6-17	.353	16-24	.667	12	22	34	34.0	21	16	20	8	6	78	78.0
NJIT	11/14/15	87-57	W	32-69	.464	5-21	.238	18-24	.750	22	32	54	44.0	18	14	14	9	6	87	82.5
vs #5/4 Duke	11/17/15	74-63	W	30-67	.448	3-10	.300	11-18	.611	17	22	39	42.3	21	15	9	7	9	74	79.7
WRIGHT STATE	11/20/15	78-63	W	25-47	.532	2-10	.200	26-37	.703	7	30	37	41.0	17	9	12	1	5	78	79.2
BOSTON U.	11/24/15	82-62	W	33-64	.516	3-15	.200	13-26	.500	18	27	45	41.8	18	15	12	5	12	82	79.8
vs USF	11/27/15	84-63	W	31-62	.500	6-13	.462	16-19	.842	12	25	37	41.0	17	16	8	5	9	84	80.5
ILLINOIS STATE	11/30/15	75-63	W	22-51	.431	2-12	.167	29-46	.630	12	27	39	40.7	19	8	15	9	6	75	79.7
at UCLA	12/03/15	77-87	L	25-66	.379	8-25	.320	19-25	.760	16	21	37	40.2	27	12	8	2	6	77	79.4
EKU	12/9/15	88-67	W	35-64	.547	4-19	.211	14-20	.700	18	32	50	41.3	17	18	17	9	3	88	80.3
ARIZONA STATE	12/12/15	72-58	W	24-55	.436	6-21	.286	18-26	.692	11	25	36	40.8	20	15	14	8	6	72	79.5
vs Ohio State	12/19/15	67-74	L	25-63	.397	9-19	.474	8-14	.571	13	27	40	40.7	17	14	12	5	6	67	78.4
#16/15 LOUISVILLE	12/26/15	75-73	W	24-52	.462	11-23	.478	16-25	.640	10	19	29	39.8	19	12	15	6	4	75	78.1
OLE MISS	01/02/16	83-61	W	33-66	.500	7-25	.280	10-20	.500	20	21	41	39.8	25	18	12	2	13	83	78.5
at LSU	01/05/16	67-85	L	24-58	.414	7-20	.350	12-23	.522	11	21	32	39.3	25	8	14	1	3	67	77.6
at Alabama	1/9/16	77-61	W	28-51	.549	2-9	.222	19-30	.633	14	29	43	39.5	23	12	11	4	2	77	77.6
MISSISSIPPI STATE	01/12/16	80-74	W	28-55	.509	9-23	.391	15-20	.750	11	22	33	39.1	21	16	17	4	7	80	77.8
at Auburn	01/16/16	70-75	L	25-72	.347	6-18	.333	14-18	.778	18	30	48	39.6	25	15	11	7	7	70	77.3
at Arkansas	01/21/16	80-66	W	26-62	.419	5-16	.313	23-30	.767	16	27	43	39.8	25	9	6	9	5	80	77.4
VANDERBILT	01/23/16	76-57	W	33-60	.550	6-19	.316	4-6	.667	6	26	32	39.4	19	12	7	3	6	76	77.4
MISSOURI	01/27/16	88-54	W	34-65	.523	9-20	.450	11-14	.786	15	32	47	39.8	12	18	11	11	6	88	77.9
at #4/3 Kansas	01/30/16	84-90	Lot	33-62	.532	5-23	.217	13-22	.591	6	25	31	39.4	33	15	16	6	10	84	78.2
at Tennessee	02/02/16	77-84	L	26-62	.419	7-22	.318	18-23	.783	16	20	36	39.2	26	15	11	4	2	77	78.1
FLORIDA	02/06/16	80-61	W	30-58	.517	12-20	.600	8-14	.571	11	26	37	39.1	18	19	10	5	2	80	78.2
GEORGIA	02/09/16	82-48	W	29-56	.518	10-21	.476	14-22	.636	10	24	34	38.9	20	13	7	7	8	82	78.4
at RV/#20 South Carolina	2/13/16	89-62	W	31-64	.484	11-25	.440	16-21	.762	14	24	38	38.9	21	17	12	5	6	89	78.8
TENNESSEE	02/18/16	80-70	W	26-62	.419	11-24	.458	17-23	.739	14	31	45	39.1	19	13	8	4	2	80	78.8
at RV/#24 Texas A&M	02/20/16	77-79	Lot	27-54	.500	10-20	.500	13-17	.765	6	30	36	39.0	21	15	9	7	3	77	78.8
ALABAMA	02/23/16	78-53	W	27-59	.458	2-10	.200	22-28	.786	15	26	41	39.1	15	15	4	5	6	78	78.8
at Vanderbilt	02/27/16	62-74	L	23-55	.418	6-22	.273	10-23	.435	9	28	37	39.0	22	10	5	7	2	62	78.2
at Florida	3/1/16	88-79	W	29-55	.527	7-10	.700	23-32	.719	9	36	45	39.2	27	19	13	8	3	88	78.5
Kentucky		2355		846-1786	.474	197-552	.357	466-690	.675	389	787	1176	39.2	628	423	340	173	171	2355	78.5
Opponents		2028		679-1721	.395	164-494	.332	506-725	.698	355	652	1007	33.6	602	279	370	88	127	2028	67.6

Games played: 30
 Points/game: 78.5
 FG Pct: 47.4
 3FG Pct: 35.7
 FT Pct: 67.5

Rebounds/game: 39.2
 Assists/game: 14.1
 Turnovers/game: 11.3
 Assist/turnover ratio: 1.2
 Steals/game: 5.7
 Blocks/game: 5.8



2015-16 Kentucky Men's Basketball
 Kentucky Opponent Game-by-Game (as of Mar 01, 2016)
 All games



OPPONENT STATISTICS

Opponent	Date	Score		Total		3-Pointers		Free throws		Rebounds				pf	a	t/o	blk	stl	pts	avg
				fg-fga	pct	3fg-fga	pct	ft-fta	pct	off	def	tot	avg							
ALBANY	11/13/15	78-65	W	25-58	.431	1-14	.071	14-22	.636	13	15	28	28.0	26	4	15	0	9	65	65.0
NJIT	11/14/15	87-57	W	17-55	.309	5-19	.263	18-22	.818	7	16	23	25.5	22	8	14	2	6	57	61.0
vs #5/4 Duke	11/17/15	74-63	W	22-54	.407	5-13	.385	14-23	.609	15	24	39	30.0	20	9	16	8	3	63	61.7
WRIGHT STATE	11/20/15	78-63	W	21-58	.362	6-14	.429	15-17	.882	8	19	27	29.3	33	8	12	1	5	63	62.0
BOSTON U.	11/24/15	82-62	W	20-54	.370	8-24	.333	14-18	.778	8	19	27	28.8	22	9	17	2	6	62	62.0
vs USF	11/27/15	84-63	W	26-56	.464	2-10	.200	9-15	.600	10	21	31	29.2	17	5	14	4	2	63	62.2
ILLINOIS STATE	11/30/15	75-63	W	25-70	.357	5-20	.250	8-10	.800	14	23	37	30.3	32	8	16	2	5	63	62.3
at UCLA	12/03/15	77-87	L	28-53	.528	5-11	.455	26-34	.765	10	28	38	31.3	18	16	10	3	5	87	65.4
EKU	12/9/15	88-67	W	26-65	.400	5-18	.278	10-14	.714	11	14	25	30.6	19	11	13	1	7	67	65.6
ARIZONA STATE	12/12/15	72-58	W	23-62	.371	4-20	.200	8-15	.533	15	21	36	31.1	24	6	17	0	5	58	64.8
vs Ohio State	12/19/15	67-74	L	26-64	.406	9-18	.500	13-17	.765	13	29	42	32.1	16	10	11	7	9	74	65.6
#16/15 LOUISVILLE	12/26/15	75-73	W	27-63	.429	4-14	.286	15-22	.682	21	18	39	32.7	21	8	15	1	5	73	66.2
OLE MISS	01/02/16	83-61	W	20-50	.400	3-14	.214	18-26	.692	10	17	27	32.2	19	7	16	3	6	61	65.8
at LSU	01/05/16	67-85	L	30-61	.492	6-14	.429	19-30	.633	16	30	46	33.2	17	17	9	4	8	85	67.2
at Alabama	1/9/16	77-61	W	18-52	.346	7-24	.292	18-27	.667	8	17	25	32.7	24	5	7	7	3	61	66.8
MISSISSIPPI STATE	01/12/16	80-74	W	27-51	.529	6-13	.462	14-16	.875	3	17	20	31.9	20	8	19	0	5	74	67.2
at Auburn	01/16/16	70-75	L	21-55	.382	12-26	.462	21-31	.677	7	31	38	32.2	13	9	13	7	2	75	67.7
at Arkansas	01/21/16	80-66	W	22-55	.400	2-12	.167	20-31	.645	12	22	34	32.3	23	12	9	5	3	66	67.6
VANDERBILT	01/23/16	76-57	W	16-50	.320	5-15	.333	20-25	.800	10	22	32	32.3	10	8	12	3	3	57	67.1
MISSOURI	01/27/16	88-54	W	18-57	.316	4-14	.286	14-19	.737	9	19	28	32.1	15	7	15	2	4	54	66.4
at #4/3 Kansas	01/30/16	84-90	Lot	26-56	.464	8-17	.471	30-47	.638	14	28	42	32.6	20	13	15	1	5	90	67.5
at Tennessee	02/02/16	77-84	L	23-56	.411	8-19	.421	30-34	.882	14	23	37	32.8	19	12	8	3	3	84	68.3
FLORIDA	02/06/16	80-61	W	21-53	.396	6-19	.316	13-20	.650	9	19	28	32.6	17	10	10	1	4	61	68.0
GEORGIA	02/09/16	82-48	W	11-50	.220	3-11	.273	23-27	.852	16	20	36	32.7	20	5	15	0	0	48	67.1
at RV/#20 South Carolina	2/13/16	89-62	W	18-55	.327	4-14	.286	22-31	.710	16	23	39	33.0	20	7	16	8	3	62	66.9
TENNESSEE	02/18/16	80-70	W	22-58	.379	5-14	.357	21-30	.700	13	26	39	33.2	17	7	7	3	1	70	67.0
at RV/#24 Texas A&M	02/20/16	77-79	Lot	28-72	.389	9-24	.375	14-24	.583	20	21	41	33.5	15	18	7	1	5	79	67.5
ALABAMA	02/23/16	78-53	W	17-48	.354	6-15	.400	13-18	.722	6	23	29	33.3	23	6	12	4	0	53	67.0
at Vanderbilt	02/27/16	62-74	L	26-62	.419	6-16	.375	16-23	.696	11	28	39	33.5	16	11	5	3	1	74	67.2
at Florida	3/1/16	88-79	W	29-68	.426	5-18	.278	16-37	.432	16	19	35	33.6	24	15	5	2	4	79	67.6
Opponents		2028		679-1721	.395	164-494	.332	506-725	.698	355	652	1007	33.6	602	279	370	88	127	2028	67.6
Kentucky		2355		846-1786	.474	197-552	.357	466-690	.675	389	787	1176	39.2	628	423	340	173	171	2355	78.5

Games played: 30
 Points/game: 67.6
 FG Pct: 39.5
 3FG Pct: 33.2
 FT Pct: 69.8

Rebounds/game: 33.6
 Assists/game: 9.3
 Turnovers/game: 12.3
 Assist/turnover ratio: 0.8
 Steals/game: 4.2
 Blocks/game: 2.9



2015-16 Kentucky Men's Basketball
 Kentucky Points-Rebounds-Assists (as of Mar 01, 2016)
 All games



Opponent	Date	Score		00	01	03	04	10	11	13
				LEE,MARCUS	LABISSIERE	ULIS,TYLER	MATTHEWS,C	DAVID,JONN	MULDER,MYC	BRISCOE,IS
ALBANY	11/13/15	78-65	w	12-8-3	9-5-0	12-4-2	4-2-0	DNP	2-0-0	DNP
NJIT	11/14/15	87-57	w	10-8-0	26-5-0	5-5-5	1-0-2	0-0-0	0-2-1	11-12-2
vs #5/4 Duke	11/17/15	74-63	w	10-10-1	7-4-1	18-4-6	0-0-0	DNP	DNP	12-3-1
WRIGHT STATE	11/20/15	78-63	w	0-7-0	13-3-0	21-2-5	4-1-0	DNP	0-2-1	15-3-2
BOSTON U.	11/24/15	82-62	w	9-2-0	16-7-0	15-6-6	3-7-2	0-0-0	0-0-0	11-7-5
vs USF	11/27/15	84-63	w	4-6-0	17-4-2	8-2-2	11-2-1	2-0-0	0-0-0	6-6-7
ILLINOIS STATE	11/30/15	75-63	w	13-12-0	2-2-0	DNP	5-3-2	DNP	0-0-0	18-7-3
at UCLA	12/03/15	77-87	L	2-2-0	6-1-0	9-2-9	2-3-1	DNP	DNP	20-2-1
EKU	12/9/15	88-67	w	11-8-0	10-4-2	9-4-8	7-2-0	DNP	DNP	10-6-1
ARIZONA STATE	12/12/15	72-58	w	14-7-0	0-0-0	12-5-6	0-1-1	0-0-0	0-2-1	9-4-2
vs Ohio State	12/19/15	67-74	L	12-9-0	2-5-0	11-2-4	0-0-0	DNP	0-1-1	3-6-7
#16/15 LOUISVILLE	12/26/15	75-73	w	8-7-0	2-3-0	21-1-8	2-2-0	DNP	0-0-0	DNP
OLE MISS	01/02/16	83-61	w	13-8-0	9-3-0	20-3-10	3-1-0	DNP	DNP	6-5-3
at LSU	01/05/16	67-85	L	0-2-0	3-2-0	23-1-6	0-1-1	DNP	5-8-0	5-6-0
at Alabama	1/9/16	77-61	w	8-11-0	0-1-0	8-5-8	0-0-0	DNP	3-4-0	12-5-4
MISSISSIPPI STATE	01/12/16	80-74	w	2-9-0	5-4-0	21-3-5	0-0-0	DNP	2-0-2	14-4-5
at Auburn	01/16/16	70-75	L	3-4-1	4-2-0	17-10-8	0-0-1	0-0-0	0-3-0	8-3-1
at Arkansas	01/21/16	80-66	w	4-2-0	11-3-0	24-1-5	1-3-0	0-0-0	0-1-0	2-7-3
VANDERBILT	01/23/16	76-57	w	6-5-0	0-0-0	21-3-5	2-2-1	DNP	DNP	6-4-4
MISSOURI	01/27/16	88-54	w	2-3-0	12-0-0	20-2-8	2-3-0	0-0-0	0-0-0	15-6-6
at #4/3 Kansas	01/30/16	84-90	L	4-3-0	4-0-0	26-2-8	0-0-0	DNP	DNP	12-4-5
at Tennessee	02/02/16	77-84	L	2-3-0	2-2-1	20-0-5	0-0-0	DNP	DNP	10-8-3
FLORIDA	02/06/16	80-61	w	4-6-1	2-3-0	18-4-11	2-1-0	DNP	0-0-0	3-2-6
GEORGIA	02/09/16	82-48	w	4-2-0	6-7-0	14-3-8	7-5-0	0-0-0	0-1-0	7-3-4
at RV/#20 South Carolin	2/13/16	89-62	w	11-13-0	4-1-0	27-0-12	2-5-1	DNP	DNP	10-5-3
TENNESSEE	02/18/16	80-70	w	4-4-0	4-4-1	11-4-9	0-2-0	0-0-0	0-0-0	5-10-1
at RV/#24 Texas A&M	02/20/16	77-79	L	8-5-0	3-3-0	22-4-11	0-1-0	DNP	DNP	11-6-3
ALABAMA	02/23/16	78-53	w	6-12-2	2-2-0	19-5-10	0-2-0	DNP	0-1-0	10-4-1
at Vanderbilt	02/27/16	62-74	L	9-6-1	0-1-0	12-3-6	0-4-0	0-0-0	0-1-0	8-4-2
at Florida	3/1/16	88-79	w	5-8-0	11-8-0	19-4-11	0-0-0	DNP	DNP	13-3-3

Opponent	Date	Score		15	22	23	24	25	35
				HUMPHRIES,	POYTHRESS,	MURRAY,JAM	FLOREAL,EJ	HAWKINS,DO	WILLIS,DER
ALBANY	11/13/15	78-65	w	4-2-0	2-3-0	19-3-8	DNP	0-1-0	14-5-3
NJIT	11/14/15	87-57	w	5-3-0	9-7-0	8-5-2	DNP	1-1-1	11-3-1
vs #5/4 Duke	11/17/15	74-63	w	2-3-1	9-7-0	16-5-5	DNP	DNP	0-0-0
WRIGHT STATE	11/20/15	78-63	w	DNP	10-10-0	13-6-1	DNP	DNP	2-0-0
BOSTON U.	11/24/15	82-62	w	DNP	14-10-0	12-3-2	DNP	0-0-0	2-2-0
vs USF	11/27/15	84-63	w	2-0-0	8-5-0	21-3-3	DNP	3-0-1	2-0-0
ILLINOIS STATE	11/30/15	75-63	w	DNP	9-7-2	16-5-1	DNP	7-0-0	5-2-0
at UCLA	12/03/15	77-87	L	4-6-0	4-5-1	17-5-0	DNP	2-3-0	11-6-0
EKU	12/9/15	88-67	w	DNP	21-13-0	16-7-4	DNP	2-2-2	2-1-1
ARIZONA STATE	12/12/15	72-58	w	3-1-0	10-6-0	17-3-5	0-1-0	0-0-0	7-3-0
vs Ohio State	12/19/15	67-74	L	DNP	6-7-1	33-3-1	DNP	0-0-0	DNP
#16/15 LOUISVILLE	12/26/15	75-73	w	DNP	14-6-1	12-6-2	DNP	13-1-1	3-2-0
OLE MISS	01/02/16	83-61	w	0-0-0	6-9-0	18-6-3	DNP	0-0-1	8-1-1
at LSU	01/05/16	67-85	L	0-1-0	4-4-0	21-2-1	DNP	DNP	6-3-0
at Alabama	1/9/16	77-61	w	DNP	25-7-0	21-5-0	0-0-0	DNP	0-2-0
MISSISSIPPI STATE	01/12/16	80-74	w	DNP	6-8-0	22-1-3	DNP	DNP	8-2-1
at Auburn	01/16/16	70-75	L	DNP	6-3-0	20-5-2	0-0-0	DNP	12-12-2
at Arkansas	01/21/16	80-66	w	0-0-0	7-6-0	19-7-1	0-1-0	DNP	12-7-0
VANDERBILT	01/23/16	76-57	w	DNP	16-2-0	18-7-2	0-0-0	DNP	7-9-0
MISSOURI	01/27/16	88-54	w	0-1-0	8-7-1	11-9-2	0-1-0	DNP	18-12-1
at #4/3 Kansas	01/30/16	84-90	L	DNP	13-8-1	15-6-0	DNP	4-1-1	6-5-0
at Tennessee	02/02/16	77-84	L	DNP	14-5-1	21-5-5	DNP	0-0-0	8-8-0
FLORIDA	02/06/16	80-61	w	4-6-0	DNP	35-6-1	0-0-0	0-0-0	12-6-0
GEORGIA	02/09/16	82-48	w	0-3-0	DNP	24-2-0	0-1-0	9-0-1	11-6-0
at RV/#20 South Carolin	2/13/16	89-62	w	0-1-0	DNP	26-5-1	DNP	0-0-0	9-2-0
TENNESSEE	02/18/16	80-70	w	3-6-0	DNP	28-9-2	DNP	0-1-0	25-5-0
at RV/#24 Texas A&M	02/20/16	77-79	L	6-12-0	DNP	21-1-1	DNP	3-0-0	3-1-0
ALABAMA	02/23/16	78-53	w	4-4-1	14-1-0	23-4-0	0-2-0	0-0-1	DNP
at Vanderbilt	02/27/16	62-74	L	0-1-0	0-3-0	33-9-1	0-0-0	0-1-0	DNP
at Florida	3/1/16	88-79	w	4-3-0	12-10-1	21-8-4	DNP	3-0-0	DNP



2015-16 Kentucky Men's Basketball
 Kentucky Game-by-Game Highs (as of Mar 01, 2016)
 All games



Opponent	Date	Score	Points	Rebounds	Assists	Steals	Blocked shots
ALBANY	11/13/15	78-65	19-Jamal Murray	8-Marcus Lee	8-Jamal Murray	3-Jamal Murray	4-Skal Labissiere
NJIT	11/14/15	87-57	26-Skal Labissiere	12-Isaiah Briscoe	5-Tyler Ulis	2-Isaiah Briscoe	3-Marcus Lee
vs #5/4 Duke	11/17/15	74-63	18-Tyler Ulis	10-Marcus Lee	6-Tyler Ulis	4-Jamal Murray	2-Isaac Humphries Marcus Lee
WRIGHT STATE	11/20/15	78-63	21-Ulis, Tyler	10-Alex Poythress	5-Ulis, Tyler	2-Ulis, Tyler	1-Labissiere, Skal
BOSTON U.	11/24/15	82-62	16-Labissiere, Skal	10-Alex Poythress	6-Ulis, Tyler	3-Ulis, Tyler	3-Labissiere, Skal
vs USF	11/27/15	84-63	21-Jamal Murray	6-Marcus Lee Isaiah Briscoe	7-Isaiah Briscoe	2-Isaiah Briscoe Tyler Ulis	3-Skal Labissiere
ILLINOIS STATE	11/30/15	75-63	18-Isaiah Briscoe	12-Marcus Lee	3-Isaiah Briscoe	2-Matthews, Charles	2-Marcus Lee Alex Poythress
at UCLA	12/03/15	77-87	20-Isaiah Briscoe	6-Isaac Humphries Derek Willis	9-Ulis, Tyler	2-Jamal Murray Ulis, Tyler	2-Labissiere, Skal
EKU	12/9/15	88-67	21-Alex Poythress	13-Alex Poythress	8-Ulis, Tyler	2-Isaiah Briscoe	5-Marcus Lee
ARIZONA STATE	12/12/15	72-58	17-Jamal Murray	7-Marcus Lee	6-Ulis, Tyler	2-Isaiah Briscoe	5-Marcus Lee
vs Ohio State	12/19/15	67-74	33-Jamal Murray	9-Marcus Lee	7-Isaiah Briscoe	2-Marcus Lee	2-Labissiere, Skal Marcus Lee
#16/15 LOUISVILLE	12/26/15	75-73	21-Ulis, Tyler	7-Marcus Lee	8-Ulis, Tyler	1-Marcus Lee Alex Poythress Labissiere, Skal Ulis, Tyler	3-Alex Poythress
OLE MISS	01/02/16	83-61	20-Ulis, Tyler	9-Alex Poythress	10-Ulis, Tyler	6-Ulis, Tyler	2-Marcus Lee
at LSU	01/05/16	67-85	23-Tyler Ulis	8-Mychal Mulder	6-Tyler Ulis	1-Derek Willis Jamal Murray Isaiah Briscoe	1-Isaiah Briscoe
at Alabama	1/9/16	77-61	25-Alex Poythress	11-Marcus Lee	8-Tyler Ulis	1-Jamal Murray Tyler Ulis	1-Alex Poythress Marcus Lee Skal Labissiere Tyler Ulis
MISSISSIPPI STATE	01/12/16	80-74	22-Jamal Murray	9-Marcus Lee	5-Isaiah Briscoe Ulis, Tyler	2-Ulis, Tyler	2-Marcus Lee
at Auburn	01/16/16	70-75	20-Jamal Murray	12-Derek Willis	8-Ulis, Tyler	3-Jamal Murray	3-Alex Poythress
at Arkansas	01/21/16	80-66	24-Tyler Ulis	7-Isaiah Briscoe Derek Willis Jamal Murray	5-Tyler Ulis	1-Jamal Murray Marcus Lee Tyler Ulis Derek Willis Skal Labissiere	4-Derek Willis
VANDERBILT	01/23/16	76-57	21-Ulis, Tyler	9-Derek Willis	5-Ulis, Tyler	3-Jamal Murray	1-Jamal Murray Derek Willis Marcus Lee
MISSOURI	01/27/16	88-54	20-Ulis, Tyler	12-Derek Willis	8-Ulis, Tyler	2-Isaiah Briscoe Jamal Murray	5-Labissiere, Skal
at #4/3 Kansas	01/30/16	84-90	26-Tyler Ulis	8-Alex Poythress	8-Tyler Ulis	3-Derek Willis Tyler Ulis	2-Marcus Lee
at Tennessee	02/02/16	77-84	21-Jamal Murray	8-Isaiah Briscoe Derek Willis	5-Ulis, Tyler Jamal Murray	2-Ulis, Tyler	3-Labissiere, Skal
FLORIDA	02/06/16	80-61	35-Jamal Murray	6-Marcus Lee Isaac Humphries Jamal Murray Derek Willis	11-Ulis, Tyler	2-Ulis, Tyler	2-Isaac Humphries Marcus Lee
GEORGIA	02/09/16	82-48	24-Jamal Murray	7-Labissiere, Skal	8-Ulis, Tyler	3-Ulis, Tyler	4-Isaac Humphries
at RV/#20 South Carolina	2/13/16	89-62	27-Tyler Ulis	13-Marcus Lee	12-Tyler Ulis	2-Tyler Ulis	2-Marcus Lee
TENNESSEE	02/18/16	80-70	28-Jamal Murray	10-Isaiah Briscoe	9-Ulis, Tyler	1-Matthews, Charles	2-Isaac Humphries



2015-16 Kentucky Men's Basketball
 Kentucky Game-by-Game Highs (as of Mar 01, 2016)
 All games



Opponent	Date	Score	Points	Rebounds	Assists	Steals	Blocked shots
at RV/#24 Texas A&M	02/20/16	77-79	22-Tyler Ulis	12-Isaac Humphries	11-Tyler Ulis	Jamal Murray 1-Isaac Humphries Dominique Hawkins Tyler Ulis	3-Marcus Lee
ALABAMA	02/23/16	78-53	23-Jamal Murray	12-Marcus Lee	10-Ulis, Tyler	3-Ulis, Tyler	2-Jamal Murray
at Vanderbilt	02/27/16	62-74	33-Jamal Murray	9-Jamal Murray	6-Ulis, Tyler	1-Matthews, Charles Ulis, Tyler	3-Marcus Lee
at Florida	3/1/16	88-79	21-Jamal Murray	10-Alex Poythress	11-Ulis, Tyler	1-Ulis, Tyler Dominique Hawkins Labissiere, Skal	4-Marcus Lee



2015-16 Kentucky Men's Basketball
 Kentucky Team High/Low Analysis (as of Mar 01, 2016)
 All games



Kentucky - TEAM GAME HIGHS

POINTS	89		at RV/#20 South Carolina (2/13/16)
	88		at Florida (3/1/16)
	88		MISSOURI (01/27/16)
	88		EKU (12/9/15)
FIELD GOALS MADE	87		NJIT (11/14/15)
	35		EKU (12/9/15)
FIELD GOAL ATTEMPTS	34		MISSOURI (01/27/16)
	72		at Auburn (01/16/16)
FIELD GOAL PERCENTAGE	69		NJIT (11/14/15)
	.560	(28-50)	ALBANY (11/13/15)
3 PT FIELD GOALS MADE	.550	(33-60)	VANDERBILT (01/23/16)
	12		FLORIDA (02/06/16)
3 PT FG ATTEMPTS	11		TENNESSEE (02/18/16)
	11		at RV/#20 South Carolina (2/13/16)
	11		#16/15 LOUISVILLE (12/26/15)
	25		at RV/#20 South Carolina (2/13/16)
3 PT FG PERCENTAGE	25		OLE MISS (01/02/16)
	25		at UCLA (12/03/15)
	.700	(7-10)	at Florida (3/1/16)
FREE THROWS MADE	.600	(12-20)	FLORIDA (02/06/16)
	29		ILLINOIS STATE (11/30/15)
FREE THROW ATTEMPTS	26		WRIGHT STATE (11/20/15)
	46		ILLINOIS STATE (11/30/15)
FREE THROW PERCENTAGE	37		WRIGHT STATE (11/20/15)
	.842	(16-19)	vs USF (11/27/15)
	.786	(22-28)	ALABAMA (02/23/16)
REBOUNDS	.786	(11-14)	MISSOURI (01/27/16)
	54		NJIT (11/14/15)
ASSISTS	50		EKU (12/9/15)
	19		at Florida (3/1/16)
STEALS	19		FLORIDA (02/06/16)
	13		OLE MISS (01/02/16)
BLOCKED SHOTS	12		BOSTON U. (11/24/15)
	11		MISSOURI (01/27/16)
	9		at Arkansas (01/21/16)
	9		EKU (12/9/15)
TURNOVERS	9		ILLINOIS STATE (11/30/15)
	9		NJIT (11/14/15)
	20		ALBANY (11/13/15)
	17		MISSISSIPPI STATE (01/12/16)
FOULS	17		EKU (12/9/15)
	33		at #4/3 Kansas (01/30/16)
	27		at Florida (3/1/16)
	27		at UCLA (12/03/15)



2015-16 Kentucky Men's Basketball
 Kentucky High/Low Analysis (as of Mar 01, 2016)
 All games



Opponent - GAME HIGHS

POINTS	90		at #4/3 Kansas (01/30/16)
	87		at UCLA (12/03/15)
	85		at LSU (01/05/16)
	84		at Tennessee (02/02/16)
	79		at Florida (3/1/16)
	79		at RV/#24 Texas A&M (02/20/16)
FIELD GOALS MADE	30		at LSU (01/05/16)
	29		at Florida (3/1/16)
FIELD GOAL ATTEMPTS	72		at RV/#24 Texas A&M (02/20/16)
	70		ILLINOIS STATE (11/30/15)
FIELD GOAL PERCENTAGE	.529	(27-51)	MISSISSIPPI STATE (01/12/16)
	.528	(28-53)	at UCLA (12/03/15)
3 PT FIELD GOALS MADE	12		at Auburn (01/16/16)
	9		at RV/#24 Texas A&M (02/20/16)
	9		vs Ohio State (12/19/15)
3 PT FG ATTEMPTS	26		at Auburn (01/16/16)
	24		at RV/#24 Texas A&M (02/20/16)
	24		at Alabama (1/9/16)
	24		BOSTON U. (11/24/15)
3 PT FG PERCENTAGE	.500	(9-18)	vs Ohio State (12/19/15)
	.471	(8-17)	at #4/3 Kansas (01/30/16)
FREE THROWS MADE	30		at Tennessee (02/02/16)
	30		at #4/3 Kansas (01/30/16)
FREE THROW ATTEMPTS	47		at #4/3 Kansas (01/30/16)
	37		at Florida (3/1/16)
FREE THROW PERCENTAGE	.882	(30-34)	at Tennessee (02/02/16)
	.882	(15-17)	WRIGHT STATE (11/20/15)
REBOUNDS	46		at LSU (01/05/16)
	42		at #4/3 Kansas (01/30/16)
	42		vs Ohio State (12/19/15)
ASSISTS	18		at RV/#24 Texas A&M (02/20/16)
	17		at LSU (01/05/16)
STEALS	9		vs Ohio State (12/19/15)
	9		ALBANY (11/13/15)
BLOCKED SHOTS	8		at RV/#20 South Carolina (2/13/16)
	8		vs #5/4 Duke (11/17/15)
TURNOVERS	19		MISSISSIPPI STATE (01/12/16)
	17		ARIZONA STATE (12/12/15)
	17		BOSTON U. (11/24/15)
FOULS	33		WRIGHT STATE (11/20/15)
	32		ILLINOIS STATE (11/30/15)



2015-16 Kentucky Men's Basketball
 Kentucky High/Low Analysis (as of Mar 01, 2016)
 All games



Kentucky - GAME LOWS

POINTS	62		at Vanderbilt (02/27/16)
	67		vs Ohio State (12/19/15)
	67		at LSU (01/05/16)
	70		at Auburn (01/16/16)
	72		ARIZONA STATE (12/12/15)
FIELD GOALS MADE	22		ILLINOIS STATE (11/30/15)
	23		at Vanderbilt (02/27/16)
FIELD GOAL ATTEMPTS	47		WRIGHT STATE (11/20/15)
	50		ALBANY (11/13/15)
FIELD GOAL PERCENTAGE	.347	(25-72)	at Auburn (01/16/16)
	.379	(25-66)	at UCLA (12/03/15)
3 PT FIELD GOALS MADE	2		WRIGHT STATE (11/20/15)
	2		ILLINOIS STATE (11/30/15)
	2		at Alabama (1/9/16)
	2		ALABAMA (02/23/16)
3 PT FG ATTEMPTS	9		at Alabama (1/9/16)
	10		vs #5/4 Duke (11/17/15)
	10		WRIGHT STATE (11/20/15)
	10		ALABAMA (02/23/16)
	10		at Florida (3/1/16)
3 PT FG PERCENTAGE	.167	(2-12)	ILLINOIS STATE (11/30/15)
	.200	(2-10)	WRIGHT STATE (11/20/15)
	.200	(2-10)	ALABAMA (02/23/16)
	.200	(3-15)	BOSTON U. (11/24/15)
FREE THROWS MADE	4		VANDERBILT (01/23/16)
	8		vs Ohio State (12/19/15)
	8		FLORIDA (02/06/16)
FREE THROW ATTEMPTS	6		VANDERBILT (01/23/16)
	14		vs Ohio State (12/19/15)
	14		MISSOURI (01/27/16)
	14		FLORIDA (02/06/16)
FREE THROW PERCENTAGE	.435	(10-23)	at Vanderbilt (02/27/16)
	.500	(10-20)	OLE MISS (01/02/16)
	.500	(13-26)	BOSTON U. (11/24/15)
REBOUNDS	29		#16/15 LOUISVILLE (12/26/15)
	31		at #4/3 Kansas (01/30/16)
ASSISTS	8		ILLINOIS STATE (11/30/15)
	8		at LSU (01/05/16)
STEALS	2		at Alabama (1/9/16)
	2		at Tennessee (02/02/16)
	2		FLORIDA (02/06/16)
	2		TENNESSEE (02/18/16)
	2		at Vanderbilt (02/27/16)
BLOCKED SHOTS	1		WRIGHT STATE (11/20/15)
	1		at LSU (01/05/16)
TURNOVERS	4		ALABAMA (02/23/16)
	5		at Vanderbilt (02/27/16)
FOULS	12		MISSOURI (01/27/16)
	15		ALABAMA (02/23/16)



2015-16 Kentucky Men's Basketball
 Kentucky High/Low Analysis (as of Mar 01, 2016)
 All games



Opponent - GAME LOWS

POINTS	48		GEORGIA (02/09/16)
	53		ALABAMA (02/23/16)
	54		MISSOURI (01/27/16)
	57		NJIT (11/14/15)
	57		VANDERBILT (01/23/16)
FIELD GOALS MADE	11		GEORGIA (02/09/16)
	16		VANDERBILT (01/23/16)
FIELD GOAL ATTEMPTS	48		ALABAMA (02/23/16)
	50		OLE MISS (01/02/16)
	50		VANDERBILT (01/23/16)
	50		GEORGIA (02/09/16)
FIELD GOAL PERCENTAGE	.220	(11-50)	GEORGIA (02/09/16)
	.309	(17-55)	NJIT (11/14/15)
3 PT FIELD GOALS MADE	1		ALBANY (11/13/15)
	2		vs USF (11/27/15)
	2		at Arkansas (01/21/16)
3 PT FG ATTEMPTS	10		vs USF (11/27/15)
	11		at UCLA (12/03/15)
	11		GEORGIA (02/09/16)
3 PT FG PERCENTAGE	.071	(1-14)	ALBANY (11/13/15)
	.167	(2-12)	at Arkansas (01/21/16)
FREE THROWS MADE	8		ILLINOIS STATE (11/30/15)
	8		ARIZONA STATE (12/12/15)
FREE THROW ATTEMPTS	10		ILLINOIS STATE (11/30/15)
	14		EKU (12/9/15)
FREE THROW PERCENTAGE	.432	(16-37)	at Florida (3/1/16)
	.533	(8-15)	ARIZONA STATE (12/12/15)
REBOUNDS	20		MISSISSIPPI STATE (01/12/16)
	23		NJIT (11/14/15)
ASSISTS	4		ALBANY (11/13/15)
	5		vs USF (11/27/15)
	5		at Alabama (1/9/16)
	5		GEORGIA (02/09/16)
STEALS	0		GEORGIA (02/09/16)
	0		ALABAMA (02/23/16)
BLOCKED SHOTS	0		ALBANY (11/13/15)
	0		ARIZONA STATE (12/12/15)
	0		MISSISSIPPI STATE (01/12/16)
	0		GEORGIA (02/09/16)
TURNOVERS	5		at Vanderbilt (02/27/16)
	5		at Florida (3/1/16)
FOULS	10		VANDERBILT (01/23/16)
	13		at Auburn (01/16/16)



2015-16 Kentucky Men's Basketball
 Kentucky Player High/Low Analysis (as of Mar 01, 2016)
 All games



Kentucky - INDIVIDUAL GAME HIGHS

Points	35		Jamal Murray vs Florida (02/06/16)
	33		Jamal Murray at Vanderbilt (02/27/16)
	33		Jamal Murray vs Ohio State (12/19/15)
	28		Jamal Murray vs Tennessee (02/18/16)
	27		Tyler Ulis at RV/#20 South Carolina (2/13/16)
Field Goals Made	13		Jamal Murray vs Florida (02/06/16)
	13		Jamal Murray vs Ohio State (12/19/15)
Field Goal Att.	23		Jamal Murray vs Ohio State (12/19/15)
	22		Jamal Murray at Auburn (01/16/16)
FG Pct (min 5 made)	1.000	(5-5)	Marcus Lee vs ECU (12/9/15)
	.875	(7-8)	Alex Poythress vs Boston U. (11/24/15)
3-Point FG Made	8		Jamal Murray vs Florida (02/06/16)
	7		Derek Willis vs Tennessee (02/18/16)
	7		Jamal Murray vs Ohio State (12/19/15)
3-Point FG Att.	12		Jamal Murray at Tennessee (02/02/16)
	12		Jamal Murray vs Ole Miss (01/02/16)
3-Pt FG Pct (min 2 made)	1.000	(2-2)	Derek Willis vs Mississippi State (01/12/16)
	1.000	(2-2)	Tyler Ulis vs USF (11/27/15)
Free Throws Made	14		Tyler Ulis at Arkansas (01/21/16)
	12		Ulis, Tyler at Tennessee (02/02/16)
Free Throw Att.	15		Tyler Ulis at Arkansas (01/21/16)
	14		Ulis, Tyler at Tennessee (02/02/16)
FT Pct (min 3 made)	1.000	(10-10)	Jamal Murray vs Wright State (11/20/15)
	1.000	(7-7)	Ulis, Tyler at Auburn (01/16/16)
	1.000	(6-6)	Jamal Murray at Alabama (1/9/16)
	1.000	(6-6)	Ulis, Tyler vs Boston U. (11/24/15)
	1.000	(6-6)	Tyler Ulis vs #5/4 Duke (11/17/15)
	1.000	(6-6)	Skal Labissiere vs NJIT (11/14/15)
	1.000	(5-5)	Ulis, Tyler vs Mississippi State (01/12/16)
	1.000	(4-4)	Ulis, Tyler vs Tennessee (02/18/16)
	1.000	(4-4)	Dominique Hawkins vs Georgia (02/09/16)
	1.000	(4-4)	Jamal Murray at Tennessee (02/02/16)
	1.000	(4-4)	Alex Poythress vs Missouri (01/27/16)
	1.000	(4-4)	Labissiere, Skal vs ECU (12/9/15)
	1.000	(4-4)	Ulis, Tyler at UCLA (12/03/15)
	1.000	(4-4)	Alex Poythress vs Wright State (11/20/15)
	1.000	(4-4)	Isaac Humphries vs Albany (11/13/15)
	1.000	(4-4)	Derek Willis vs Albany (11/13/15)
	1.000	(3-3)	Alex Poythress vs ECU (12/9/15)
	1.000	(3-3)	Jamal Murray vs USF (11/27/15)
Rebounds	13		Marcus Lee at RV/#20 South Carolina (2/13/16)
	13		Alex Poythress vs ECU (12/9/15)
Assists	12		Tyler Ulis at RV/#20 South Carolina (2/13/16)
	11		Ulis, Tyler at Florida (3/1/16)
	11		Tyler Ulis at RV/#24 Texas A&M (02/20/16)
	11		Ulis, Tyler vs Florida (02/06/16)
Steals	6		Ulis, Tyler vs Ole Miss (01/02/16)
	4		Isaiah Briscoe vs Ole Miss (01/02/16)
	4		Jamal Murray vs #5/4 Duke (11/17/15)
Blocked Shots	5		Labissiere, Skal vs Missouri (01/27/16)
	5		Marcus Lee vs Arizona State (12/12/15)
	5		Marcus Lee vs ECU (12/9/15)
Turnovers	7		Jamal Murray vs #16/15 Louisville (12/26/15)

	5	Isaiah Briscoe at RV/#20 South Carolina (2/13/16)
	5	Isaiah Briscoe vs Illinois State (11/30/15)
	5	Jamal Murray vs Wright State (11/20/15)
	5	Tyler Ulis vs Albany (11/13/15)
	5	Jamal Murray vs Albany (11/13/15)
Fouls	5	Isaiah Briscoe at Florida (3/1/16)
	5	Alex Poythress at Florida (3/1/16)
	5	Alex Poythress at Vanderbilt (02/27/16)
	5	Isaac Humphries at RV/#24 Texas A&M (02/20/16)
	5	Marcus Lee at RV/#24 Texas A&M (02/20/16)
	5	Labissiere, Skal vs Georgia (02/09/16)
	5	Isaac Humphries vs Georgia (02/09/16)
	5	Marcus Lee vs Florida (02/06/16)
	5	Ulis, Tyler at Tennessee (02/02/16)
	5	Alex Poythress at Tennessee (02/02/16)
	5	Marcus Lee at #4/3 Kansas (01/30/16)
	5	Alex Poythress at #4/3 Kansas (01/30/16)
	5	Derek Willis at #4/3 Kansas (01/30/16)
	5	Skal Labissiere at #4/3 Kansas (01/30/16)
	5	Marcus Lee at Arkansas (01/21/16)
	5	Jamal Murray at Auburn (01/16/16)
	5	Marcus Lee vs Mississippi State (01/12/16)
	5	Marcus Lee at LSU (01/05/16)
	5	Alex Poythress at LSU (01/05/16)
	5	Labissiere, Skal vs Ole Miss (01/02/16)
	5	Marcus Lee vs Ohio State (12/19/15)
	5	Labissiere, Skal vs Arizona State (12/12/15)
	5	Derek Willis at UCLA (12/03/15)
	5	Alex Poythress at UCLA (12/03/15)
	5	Isaiah Briscoe vs Illinois State (11/30/15)
	5	Skal Labissiere vs #5/4 Duke (11/17/15)
	5	Marcus Lee vs #5/4 Duke (11/17/15)
Minutes	45	Tyler Ulis at RV/#24 Texas A&M (02/20/16)
	45	Tyler Ulis at #4/3 Kansas (01/30/16)
	42	Jamal Murray at RV/#24 Texas A&M (02/20/16)
	41	Isaiah Briscoe at RV/#24 Texas A&M (02/20/16)
	40	Ulis, Tyler at Auburn (01/16/16)
	40	Tyler Ulis at LSU (01/05/16)
	40	Ulis, Tyler vs Arizona State (12/12/15)
	40	Tyler Ulis vs #5/4 Duke (11/17/15)



2015-16 Kentucky Men's Basketball
 Kentucky Opponent High/Low Analysis (as of Mar 01, 2016)
 All games



OPPONENT INDIVIDUAL GAME HIGHS

Points	33		Selden Jr., Wayne at #4/3 Kansas (01/30/16)
	29		Obasohan, Retin vs Alabama (02/23/16)
	27		Egbunu, John at Florida (3/1/16)
	27		Punter, Kevin at Tennessee (02/02/16)
	27		Lee, Damion vs #16/15 Louisville (12/26/15)
Field Goals Made	12		Egbunu, John at Florida (3/1/16)
	12		Selden Jr., Wayne at #4/3 Kansas (01/30/16)
Field Goal Att.	20		Selden Jr., Wayne at #4/3 Kansas (01/30/16)
	20		Canty, Kareem at Auburn (01/16/16)
	20		Lee, Damion vs #16/15 Louisville (12/26/15)
	20		Akoon-Purcell, DeVaug vs Illinois State (11/30/15)
FG Pct (min 5 made)	1.000	(5-5)	SIMMONS, Ben at LSU (01/05/16)
	.875	(7-8)	Amile Jefferson vs #5/4 Duke (11/17/15)
3-Point FG Made	5		Canty, Kareem at Auburn (01/16/16)
	4		Fisher-Davis, Matthe at Vanderbilt (02/27/16)
	4		Jalen Jones at RV/#24 Texas A&M (02/20/16)
	4		Lynn, Damon vs NJIT (11/14/15)
3-Point FG Att.	12		Canty, Kareem at Auburn (01/16/16)
	10		Papale, John vs Boston U. (11/24/15)
3-Pt FG Pct (min 2 made)	1.000	(3-3)	Harris, Tyler at Auburn (01/16/16)
	1.000	(2-2)	Robinson, Devin at Florida (3/1/16)
	1.000	(2-2)	Austin, Brandon vs Alabama (02/23/16)
	1.000	(2-2)	Lang, TJ at Auburn (01/16/16)
	1.000	(2-2)	Thomas, Fred vs Mississippi State (01/12/16)
	1.000	(2-2)	EPPS, Aaron at LSU (01/05/16)
	1.000	(2-2)	Holiday, Aaron at UCLA (12/03/15)
Free Throws Made	11		CARRERA, Michael at RV/#20 South Carolina (2/13/16)
	10		Obasohan, Retin vs Alabama (02/23/16)
	10		Punter, Kevin at Tennessee (02/02/16)
Free Throw Att.	15		CARRERA, Michael at RV/#20 South Carolina (2/13/16)
	14		VICTOR II, Craig at LSU (01/05/16)
FT Pct (min 3 made)	1.000	(9-9)	Moody, Stefan vs Ole Miss (01/02/16)
	1.000	(8-8)	Maten, Yante vs Georgia (02/09/16)
	1.000	(6-6)	Schofield, Admiral at Tennessee (02/02/16)
	1.000	(6-6)	Newman, Malik vs Mississippi State (01/12/16)
	1.000	(5-5)	Reischel, Jarelle vs ECU (12/9/15)
	1.000	(4-4)	Daniel House at RV/#24 Texas A&M (02/20/16)
	1.000	(4-4)	Frazier, J.J. vs Georgia (02/09/16)
	1.000	(4-4)	Greene, Brannen at #4/3 Kansas (01/30/16)
	1.000	(4-4)	Roberson, Jeff vs Vanderbilt (01/23/16)
	1.000	(4-4)	Norris, Riley at Alabama (1/9/16)
	1.000	(4-4)	Loving, Marc vs Ohio State (12/19/15)
	1.000	(4-4)	McIntosh, MiKyle vs Illinois State (11/30/15)
	1.000	(4-4)	Mosely, Cheddi vs Boston U. (11/24/15)
	1.000	(4-4)	Coleman, Tim vs NJIT (11/14/15)
	1.000	(4-4)	Andrews, Jamir vs Albany (11/13/15)
	1.000	(3-3)	Jones, Damian at Vanderbilt (02/27/16)
	1.000	(3-3)	Mostella, Detrick at Tennessee (02/02/16)
	1.000	(3-3)	Wright, Namon vs Missouri (01/27/16)
	1.000	(3-3)	Ware, Gavin vs Mississippi State (01/12/16)
	1.000	(3-3)	Bolden, Jonah at UCLA (12/03/15)
Rebounds	15		Amile Jefferson vs #5/4 Duke (11/17/15)
	13		Moore, Armani at Tennessee (02/02/16)

Assists	8	Anthony Collins at RV/#24 Texas A&M (02/20/16)
	7	QUARTERMAN, Tim at LSU (01/05/16)
	7	Holiday, Aaron at UCLA (12/03/15)
Steals	4	Coleman, Tim vs NJIT (11/14/15)
	4	Rowley, Mike vs Albany (11/13/15)
Blocked Shots	6	Marshall Plumlee vs #5/4 Duke (11/17/15)
	5	Spencer, Horace at Auburn (01/16/16)
	5	Thompson, Trevor vs Ohio State (12/19/15)
Turnovers	8	Foreman, Kyle vs Boston U. (11/24/15)
	6	THORNWELL, Sindarius at RV/#20 South Carolina (2/13/16)
	6	Mann, Charles vs Georgia (02/09/16)
	6	Bowers, Cinmeon at Auburn (01/16/16)
Fouls	6	PETERS, Roddy vs USF (11/27/15)
	5	Robinson, Devin at Florida (3/1/16)
	5	Roberson, Jeff at Vanderbilt (02/27/16)
	5	Frazier, J.J. vs Georgia (02/09/16)
	5	THOMPSON, TREY at Arkansas (01/21/16)
	5	Sword, Craig vs Mississippi State (01/12/16)
	5	Lee, Paris vs Illinois State (11/30/15)
	5	Griffin, Roland vs Illinois State (11/30/15)
	5	Havener, Nick vs Boston U. (11/24/15)
	5	Karena, Michael vs Wright State (11/20/15)
5	Thomasson, Joe vs Wright State (11/20/15)	
5	Rowley, Mike vs Albany (11/13/15)	



2015-16 Kentucky Men's Basketball
Kentucky Team Game-by-Game Comparison (as of Mar 01, 2016)
All games



Opponent	1st	2nd	Score	Mar	Total FG	FG Pct	3-Pointers	3FG Pct	Free Throws	FT Pct	Rebounds	Assist	T/Over	Block	Steal	Fouls
ALBANY	38/27	40/38	78-65	+13	28-50/25-58	.560/.431	6-17/1-14	.353/.071	16-24/14-22	.667/.636	34/28 +6	16/4	20/15	8/0	6/9	21/26
NJIT	36/28	51/29	87-57	+30	32-69/17-55	.464/.309	5-21/5-19	.238/.263	18-24/18-22	.750/.818	54/23 +31	14/8	14/14	9/2	6/6	18/22
#5/4 Duke	37/31	37/32	74-63	+11	30-67/22-54	.448/.407	3-10/5-13	.300/.385	11-18/14-23	.611/.609	39/39 -	15/9	9/16	7/8	9/3	21/20
WRIGHT STATE	39/26	39/37	78-63	+15	25-47/21-58	.532/.362	2-10/6-14	.200/.429	26-37/15-17	.703/.882	37/27 +10	9/8	12/12	1/1	5/5	17/33
BOSTON U.	40/33	42/29	82-62	+20	33-64/20-54	.516/.370	3-15/8-24	.200/.333	13-26/14-18	.500/.778	45/27 +18	15/9	12/17	5/2	12/6	18/22
USF	42/21	42/42	84-63	+21	31-62/26-56	.500/.464	6-13/2-10	.462/.200	16-19/9-15	.842/.600	37/31 +6	16/5	8/14	5/4	9/2	17/17
ILLINOIS STATE	31/31	44/32	75-63	+12	22-51/25-70	.431/.357	2-12/5-20	.167/.250	29-46/8-10	.630/.800	39/37 +2	8/8	15/16	9/2	6/5	19/32
UCLA	29/37	48/50	77-87	(10)	25-66/28-53	.379/.528	8-25/5-11	.320/.455	19-25/26-34	.760/.765	37/38 (1)	12/16	8/10	2/3	6/5	27/18
EKU	50/36	38/31	88-67	+21	35-64/26-65	.547/.400	4-19/5-18	.211/.278	14-20/10-14	.700/.714	50/25 +25	18/11	17/13	9/1	3/7	17/19
ARIZONA STATE	32/31	40/27	72-58	+14	24-55/23-62	.436/.371	6-21/4-20	.286/.200	18-26/8-15	.692/.533	36/36 -	15/6	14/17	8/0	6/5	20/24
Ohio State	25/37	42/37	67-74	(7)	25-63/26-64	.397/.406	9-19/9-18	.474/.500	8-14/13-17	.571/.765	40/42 (2)	14/10	12/11	5/7	6/9	17/16
#16/15 LOUISVILLE	44/36	31/37	75-73	+2	24-52/27-63	.462/.429	11-23/4-14	.478/.286	16-25/15-22	.640/.682	29/39 (10)	12/8	15/15	6/1	4/5	19/21
OLE MISS	46/22	37/39	83-61	+22	33-66/20-50	.500/.400	7-25/3-14	.280/.214	10-20/18-26	.500/.692	41/27 +14	18/7	12/16	2/3	13/6	25/19
LSU	27/37	40/48	67-85	(18)	24-58/30-61	.414/.492	7-20/6-14	.350/.429	12-23/19-30	.522/.633	32/46 (14)	8/7	14/9	1/4	3/8	25/17
Alabama	38/28	39/33	77-61	+16	28-51/18-52	.549/.346	2-9/7-24	.222/.292	19-30/18-27	.633/.667	43/25 +18	12/5	11/7	4/7	2/3	23/24
MISSISSIPPI STATE	39/31	41/43	80-74	+6	28-55/27-51	.509/.529	9-23/6-13	.391/.462	15-20/14-16	.750/.875	33/20 +13	16/8	17/19	4/0	7/5	21/20
Auburn	35/30	35/45	70-75	(5)	25-72/21-55	.347/.382	6-18/12-26	.333/.462	14-18/21-31	.778/.677	48/38 +10	15/9	11/13	7/7	7/2	25/13
Arkansas	36/24	44/42	80-66	+14	26-62/22-55	.419/.400	5-16/2-12	.313/.167	23-30/20-31	.767/.645	43/34 +9	9/12	6/9	9/5	5/3	25/23
VANDERBILT	37/27	39/30	76-57	+19	33-60/16-50	.550/.320	6-19/5-15	.316/.333	4-6/20-25	.667/.800	32/32 -	12/8	7/12	3/3	6/3	19/10
MISSOURI	47/20	41/34	88-54	+34	34-65/18-57	.523/.316	9-20/4-14	.450/.286	11-14/14-19	.786/.737	47/28 +19	18/7	11/15	11/2	6/4	12/15
#4/3 Kansas	46/40	30/36	84-90	(6)	33-62/26-56	.532/.464	5-23/8-17	.217/.471	13-22/30-47	.591/.638	31/42 (11)	15/13	16/15	6/1	10/5	33/20
Tennessee	42/36	35/48	77-84	(7)	26-62/23-56	.419/.411	7-22/8-19	.318/.421	18-23/30-34	.783/.882	36/37 (1)	15/12	11/8	4/3	2/3	26/19
FLORIDA	50/32	30/29	80-61	+19	30-58/21-53	.517/.396	12-20/6-19	.600/.316	8-14/13-20	.571/.650	37/28 +9	19/10	10/10	5/1	2/4	18/17
GEORGIA	42/24	40/24	82-48	+34	29-56/11-50	.518/.220	10-21/3-11	.476/.273	14-22/23-27	.636/.852	34/36 (2)	13/5	7/15	7/0	8/0	20/20
RV/#20 South Carolina	42/27	47/35	89-62	+27	31-64/18-55	.484/.327	11-25/4-14	.440/.286	16-21/22-31	.762/.710	38/39 (1)	17/7	12/16	5/8	6/3	21/20
TENNESSEE	36/30	44/40	80-70	+10	26-62/22-58	.419/.379	11-24/5-14	.458/.357	17-23/21-30	.739/.700	45/39 +6	13/7	8/7	4/3	2/1	19/17
RV/#24 Texas A&M	36/35	32/33	77-79	(2)	27-54/28-72	.500/.389	10-20/9-24	.500/.375	13-17/14-24	.765/.583	36/41 (5)	15/18	9/7	7/1	3/5	21/15
ALABAMA	33/21	45/32	78-53	+25	27-59/17-48	.458/.354	2-10/6-15	.200/.400	22-28/13-18	.786/.722	41/29 +12	15/6	4/12	5/4	6/0	15/23
Vanderbilt	39/36	23/38	62-74	(12)	23-55/26-62	.418/.419	6-22/6-16	.273/.375	10-23/16-23	.435/.696	37/39 (2)	10/11	5/5	7/3	2/1	22/16
Florida	36/32	52/47	88-79	+9	29-55/29-68	.527/.426	7-10/5-18	.700/.278	23-32/16-37	.719/.432	45/35 +10	19/15	13/5	8/2	3/4	27/24

Note: Game totals are displayed in the format TEAM/OPPONENT for each category