



# KENTUCKY

## 2015-16 MEN'S BASKETBALL

### SCHEDULE/RESULTS (27-8, 13-5 SEC)

Date	Opponent	Time/Result
N. 2	<sup>1</sup> OTTAWA	W, 117-58
N. 6	<sup>2</sup> KENTUCKY STATE	W, 111-58
N. 13	<sup>1</sup> ALBANY	W, 78-65
N. 14	<sup>1</sup> NJIT	W, 87-57
N. 17	<sup>2</sup> vs. No. 5/4 Duke	W, 74-63
N. 20	WRIGHT STATE	W, 78-63
N. 24	<sup>3</sup> BOSTON UNIVERSITY	W, 82-62
N. 27	<sup>3</sup> vs. South Florida	W, 84-63
N. 30	ILLINOIS STATE	W, 75-63
D. 3	at UCLA	L, 87-77
D. 9	EASTERN KENTUCKY	W, 88-67
D. 12	ARIZONA STATE	W, 72-58
D. 19	<sup>4</sup> Ohio State	L, 74-67
D. 26	No. 16/15 LOUISVILLE	W, 75-73
J. 2	<sup>5</sup> OLE MISS	W, 83-61
J. 5	<sup>6</sup> at LSU	L, 85-67
J. 9	<sup>6</sup> at Alabama	W, 77-61
J. 12	<sup>6</sup> MISSISSIPPI STATE	W, 80-74
J. 16	<sup>6</sup> at Auburn	L, 75-70
J. 21	<sup>6</sup> at Arkansas	W, 80-66
J. 23	<sup>6</sup> VANDERBILT	W, 76-57
J. 27	<sup>6</sup> MISSOURI	W, 88-54
J. 30	<sup>5</sup> at No. 4/3 Kansas	L, 90-84 (OT)
F. 2	<sup>6</sup> at Tennessee	L, 84-77
F. 6	<sup>6</sup> FLORIDA	W, 80-61
F. 9	<sup>6</sup> GEORGIA	W, 82-48
F. 13	<sup>6</sup> at No. RV/20 S. Carolina	W, 89-62
F. 18	<sup>6</sup> TENNESSEE	W, 80-70
F. 20	<sup>6</sup> at No. RV/24 Texas A&M	L, 79-77 (OT)
F. 23	<sup>6</sup> ALABAMA	W, 78-53
F. 27	<sup>6</sup> at Vanderbilt	L, 74-62
M. 5	<sup>6</sup> LSU	W, 94-77
M. 11	<sup>6</sup> vs. Alabama	W, 85-59
M. 12	<sup>6</sup> vs. Georgia	W, 93-80
M. 13	<sup>6</sup> vs. No. 17/17 Texas A&M	W, 82-77 OT
M. 17	<sup>7</sup> vs. Stony Brook	W, 85-57
M. 19	<sup>7</sup> vs. No. 14/12 Indiana	5:15 p.m.

All Times Eastern; HOME GAMES in BOLD CAPS  
 All dates and times are subject to change  
 ^—Exhibition Games; \*—Conference Games;  
 1—Hoophall Miami Invitational (Rupp Arena, Lexington, Ky.);  
 2—Champions Classic (United Center, Chicago);  
 3—Hoophall Miami Invitational (American Airlines Arena, Miami);  
 4—CBS Sports Classic (Barclays Center, Brooklyn, N.Y.);  
 5—Big 12/SEC Challenge (Allen Fieldhouse, Lawrence, Kan.);  
 6—SEC Tournament (Bridgestone Arena, Nashville, Tenn.)  
 7—NCAA Tournament (Wells Fargo Arena, Des Moines, Iowa)

## No. 5 INDIANA Hoosiers (26-7) vs. No. 4 KENTUCKY Wildcats (27-8)

Saturday, March 19 • 5:15 p.m. ET • Wells Fargo Arena (16,869) • Des Moines, Iowa

### THE MATCHUP | #IUvsUK



#### About the Series

All-Time Record: UK leads 32-24

Last Meeting: UK won 102-90 (3/23/2012)

Streak: UK has won one



**Head Coach:** John Calipari  
**Overall On-Court Record:** 662-186 (.781)  
**Record at Kentucky:** 217-46 (.825)  
**Calipari's Record vs. Indiana:** 3-1

**Head Coach:** Tom Crean  
**Overall On-Court Record:** 337-214 (.612)  
**Record at Indiana:** 147-118 (.555)  
**Crean's Record vs. Kentucky:** 3-4

### UK PROBABLE LINEUP (BASED OFF LAST OUTING)

1



#### Skal Labissiere

Fr. / F / 6-11 / 225  
Port-au-Prince, Haiti

- Two-time SEC Freshman of the Week
- 14.5 pts., 8.5 rebs., 3.5 blocks vs. UF/LSU
- Tied career high with six blocks vs. Stony Brook

3



#### Tyler Ulis

So. / G / 5-9 / 160  
Chicago

- Named All-America First Team by Sporting News
- Fifth nationally in assist-to-turnover ratio (3.8)
- SEC Player & Defensive POY, SEC Tourney MVP

13



#### Isaiah Briscoe

Fr. / G / 6-3 / 202  
Newark, N.J.

- Scored in double figures in 19 games
- Averaging 9.7 points and 5.4 rebs. per game
- Dished out 3+ assists in 12 of the last 17 games

22



#### Alex Poythress

Sr. / F / 6-8 / 230  
Clarksville, Tenn.

- Averaging 10.4 pts and 6.0 rebs per game
- Four double-doubles this season
- CoSIDA Academic All-America Second Team

23



#### Jamal Murray

Fr. / G / 6-4 / 207  
Kitchener, Ontario

- Averaging team-high 20.1 points per game
- UK frosh. single-season record 18 20-pt. games
- UK & SEC frosh. single-season record 112 3's

### TV AND RADIO INFO

#### TV: CBS

Jim Nantz (PxP)  
 Bill Rafferty (Analyst)  
 Grant Hill (Analyst)  
 Tracy Wolfson (Sideline)



#### Radio: UK Radio Network

Tom Leach (PxP)  
 Mike Pratt (Analyst)



#### Satellite Radio:

Sirius Channel | XM Channel  
 TBA | TBA

### WHAT YOU NEED TO KNOW

- Kentucky claimed a share of its 47th regular-season South-eastern Conference championship and 29th SEC Tournament title in 2015-16
- Tyler Ulis is now UK's single-season leader with 243 assists and has dished out four or more assists in 28 consecutive games
- Jamal Murray has hit a 3-pointer in every game this season, breaking Tony Delk's school record for most consecutive 3-pointers in school history at 35 games
- Ulis was named SEC Player of the Year and SEC Defensive Player of the Year, and SEC Tournament MVP
- Murray was also on the SEC All-Tournament Team
- Kentucky is making its NCAA-leading 55th NCAA Tournament
- UK's 15 blocks vs. Stony Brook is an NCAA record

### BY THE NUMBERS

**2,205**

National all-time wins leader

**55**

National all-time leader in NCAA appearances

**47**

Regular-season SEC titles

**29**

SEC Tournament titles

## 2015-16 ROSTER

No.	Name	Pos.	Ht.	Wt.	Cl.	Hometown (Previous School)
00	Marcus Lee	F	6-9	224	Jr.	Antioch, Calif. (Deer Valley)
1	Skal Labissiere	F	6-11	225	Fr.	Port-au-Prince, Haiti (Lausanne Collegiate)
3	Tyler Ulis	G	5-9	160	So.	Chicago (Marian Catholic)
4	Charles Matthews	G	6-6	189	Fr.	Chicago (Saint Rita)
10	Jonny David	G	6-2	175	Fr.	Pittsburgh (Mt. Lebanon)
11	Mychal Mulder	G	6-4	185	Jr.	Windsor, Ontario (Vincennes University)
13	Isaiah Briscoe	G	6-3	202	Fr.	Newark, N.J. (Roselle Catholic)
14	Tai Wynyard	F	6-10	255	Fr.	Auckland, New Zealand (Rangitoto College)
15	Isaac Humphries	F	7-0	260	Fr.	Sydney, Australia (La Lumiere School)
22	Alex Poythress	F	6-8	230	Sr.	Clarksville, Tenn. (Northeast)
23	Jamal Murray	G	6-4	207	Fr.	Kitchener, Ontario (Athlete Institute)
24	EJ Floreal	G	6-4	203	Jr.	Palo Alto, Calif. (Dunbar)
25	Dominique Hawkins	G	6-0	190	Jr.	Richmond, Ky. (Madison Central)
32	Dillon Pulliam	G	6-3	180	So.	Cynthiana, Ky. (Transylvania University)
35	Derek Willis	F	6-9	220	Jr.	Mt. Washington, Ky. (Bullitt East)

## COACHING STAFF

**Head Coach:** John Calipari (Clarion, 1982)  
**Associate Head Coach:** Kenny Payne (Louisville, 2003)  
**Assistant Coach:** Tony Barbee (UMass, 1993)  
**Assistant Coach:** John Robic (Denison, 1986)  
**Special Asst. to the Head Coach:** Joel Justus (UNC Wilmington, 2004)  
**Associate AD/Basketball Operations:** Chris Woolard (UCLA, 1997)  
**Asst. Strength Coach:** Robert Harris (Kentucky State, 2009)  
**Athletic Trainer:** Chris Simmons (Memphis, 2002)

## PRONUNCIATION GUIDE

EJ FLOREAL	(FLO-RE-AL)
DOMINIQUE Hawkins	(DOM-A-NEEK)
SKAL LABISSIERE	(S-CAL) (LAH-BISS-E-AIR)
MYCHAL Mulder	(like michael)
Alex POYTHRESS	(POY-THRESS)
Tyler ULIS	(YOU-LIS)
Tai Wynyard	(TIE) (WIN-YARD)
John CALIPARI	(CAL-A-PEAR-EE)

## 2015-16 TV CHART



**00**  
**Marcus Lee**  
 Jr. / F / 6-9 / 224  
 Antioch, Calif.



**1**  
**Skal Labissiere**  
 Fr. / F / 6-11 / 225  
 Port-au-Prince, Haiti




**3**  
**Tyler Ulis**  
 So. / G / 5-9 / 160  
 Chicago



**4**  
**Charles Matthews**  
 Fr. / G / 6-6 / 189  
 Chicago



**10**  
**Jonny David**  
 Fr. / G / 6-2 / 175  
 Pittsburgh



**11**  
**Mychal Mulder**  
 Jr. / G / 6-4 / 185  
 Windsor, Ontario



**13**  
**Isaiah Briscoe**  
 Fr. / G / 6-3 / 202  
 Newark, N.J.




**14**  
**Tai Wynyard**  
 Fr. / F / 6-10 / 255  
 Auckland, New Zealand



**15**  
**Isaac Humphries**  
 Fr. / F / 7-0 / 260  
 Sydney, Australia



**22**  
**Alex Poythress**  
 Sr. / F / 6-8 / 230  
 Clarksville, Tenn.



**23**  
**Jamal Murray**  
 Fr. / G / 6-4 / 207  
 Kitchener, Ontario



**24**  
**EJ Floreal**  
 Jr. / G / 6-4 / 203  
 Palo Alto, Calif.



**25**  
**Dominique Hawkins**  
 Jr. / G / 6-0 / 190  
 Richmond, Ky.



**32**  
**Dillon Pulliam**  
 So. / G / 6-3 / 180  
 Cynthiana, Ky.



**35**  
**Derek Willis**  
 Jr. / F / 6-9 / 220  
 Mt. Washington, Ky.



**John Calipari**  
 Head Coach  
 Seventh Season



**Kenny Payne**  
 Associate Head  
 Coach  
 Sixth Season



**Tony Barbee**  
 Assistant Coach  
 First Season



**John Robic**  
 Assistant Coach  
 Seventh Season

# WEEKLY MEDIA SCHEDULE - MARCH 7-20, 2016\*\*\*

<b>Monday - 7</b> SEC teleconference Calipari Radio Show	<b>Tuesday - 8</b>	<b>Wednesday - 9</b> Depart for SEC Tournament Media availability at the Craft Center	<b>Thursday - 10</b> Calipari media availability at TBD	<b>Friday - 11</b> Beat Alabama 85-59	<b>Saturday - 12</b> Beat Georgia 93-80	<b>Sunday - 13</b> Beat Texas A&M 82-77 OT
<b>Monday - 14</b> SEC teleconference Calipari Radio Show	<b>Tuesday - 15</b> Depart for Des Moines, Iowa	<b>Wednesday - 16</b> NCAA Tournament media availability in Des Moines, Iowa	<b>Thursday - 17</b> beat Stony Brook 85-57	<b>Friday - 18</b> NCAA Tournament media availability	<b>Saturday - 19</b> vs. Indiana CBS   5:15 p.m. ET	<b>Sunday - 20</b>

\*\*\*schedule is tentative and subject to change

## MEDIA INFO

### Quick Facts

Location: Lexington, Ky.  
 Founded: 1865  
 Enrollment: 30,000  
 Nickname: Wildcats  
 Colors: Blue (PMS 286) and White  
 Conference: Southeastern  
 Arena: Rupp Arena  
 Capacity: 23,000  
 President: Dr. Eli Capilouto  
 Athletics Director: Mitch Barnhart  
 Faculty Representative: Joseph L. Fink III

### Media Relations

MBB Contact: Eric Lindsey  
 Email: eric.lindsey@uky.edu  
 Phone: 859.619.0944  
 \*Calipari interviews, MBB contact

Secondary Contact: Deb Moore  
 Email: deb.moore@uky.edu  
 Phone: 859.559.5781  
 \*Player interviews, game-day contact, credentials

Asst. Contact: Jake Most  
 Email: jake.most@uky.edu  
 Phone: 516.996.3229

Assistant AD for Media Relations:  
 Tony Neely

Office Coordinator: Stephanie Guy  
 Email: stephanie.guy@uky.edu  
 Phone: 859.257.3838  
 Media will call, credentials

The UK Media Relations office is located in the Joe Craft Center. Office hours are 8 a.m. - 5 p.m. (M-F).

338 Lexington Ave.  
 Lexington, KY 40506

## IMPORTANT INFORMATION

### CREDENTIAL REQUESTS

Requests for single-game credentials should be made as far in advance as possible and no later than five days prior to game day online at [sportssystem.com/Kentucky](http://sportssystem.com/Kentucky).

### CREDENTIAL CRITERIA

The University of Kentucky's decision to issue credentials to a media outlet for the purposes of covering a UK basketball home or away event is determined by a variety of factors. They include the following:

- Amount of coverage given to Kentucky throughout the season
- Intention/ability to cover all 22 sports at Kentucky
- Distribution/size of publication: free, subscription, sale on newsstands, website traffic, etc.
- Radio or TV station program format and size of audience
- Length of existence of the publication, amount of original copy generated, number of full-time employees of the publication and the journalistic experience of the reporter(s)
- Attendance at Kentucky media sessions, including Olympic sport opportunities
- Space availability
- Professionalism, which includes but is not limited to conduct at games, press conferences, practices, on social media, etc.

The University of Kentucky has the right to revoke credentials under its own discretion.

### INTERVIEW POLICIES-GENERAL

All interviews with University of Kentucky basketball players or staff members must be arranged through the Media Relations office. Media should never contact a player or coach directly.

The Wildcat Coal Lodge, dormitories, team locker rooms and other team quarters are private team areas. Media members are not permitted in these areas unless accompanied by appropriate university personnel.

### PRACTICE/PRESS CONFERENCES

Other than announced exceptions, UK basketball practices are closed to the media. UK will accept requests to attend practice. All requests must be made by 10 a.m. on the day of the practice. In cases in which practices are open to the media, no cell phones are allowed in the practice facility.

Player interviews are conducted prior to practices the day before a game and will be available to all UK media in the Joe Craft Center lower-level lobby. UK will accept requests for player interviews, but they must be submitted 24 hours prior to the scheduled availability.

Coach John Calipari or an assistant coach will meet with members of the media immediately following player interviews in the lower level lobby of the Joe Craft Center.

Gameday shoot-arounds are closed to the media.

### TELEPHONE PLAYER INTERVIEWS

Telephone interviews are available to the media on a call-back basis. Individual player and coach telephone numbers will not be given to members of the media.

Players are instructed not to conduct interviews when contacted directly by telephone. The UK Media Relations Office will arrange for telephone interviews at a time most convenient for the student-athlete.

Other special requests are handled on a case-by-case basis.

### POSTGAME INTERVIEWS

Following each game, there is a 20-minute cooling-off period, during which time the players shower and dress. Approximately 10 minutes after the game ends, Coach Calipari conducts his postgame press conference while a player is taken to the UK Sports Network.

Following Coach Calipari's press conference and the cooling-off period, selected UK players are brought to the media interview room.

## SOCIAL MEDIA CENTER

### Official Team News and Connections

Twitter: @KentuckyMBB  
 Facebook: /KentuckyMBB  
 Instagram: @KentuckyMBB  
 Periscope: @KentuckyMBB

Official UK Athletics: @UKAthletics  
 CoachCal.com: @CoachCalDotCom

John Calipari: @UKCoachCalipari

### Player

Isaiah Briscoe  
 Jonny David  
 EJ Floreal  
 Dominique Hawkins  
 Isaac Humphries  
 Skal Labissiere  
 Marcus Lee  
 Charles Matthews  
 Mychal Mulder  
 Jamal Murray  
 Alex Poythress  
 Dillon Pulliam  
 Tyler Ulis  
 Derek Willis  
 Tai Wynyard

### Twitter

@ZayBriscoe  
 @j david010  
 @Eddie\_Bounce24  
 @Dhawk\_25  
 @IsaacHumphries7  
 @OneBigHaitian  
 @JustMarcusLee  
 @\_JustCharles\_  
 @MychalMulder  
 @BeMore27  
 @AlextheGreat22  
 @DPull32  
 @tulis3  
 @derek\_willis33  
 @WynyardTai

### Instagram

@zaaay\_  
 @j david010  
 @eddie\_bounce24  
 @dhawk\_25  
 @isaachumphries7  
 @skallywally  
 @justmarcuslee  
 @just.charles  
 @mikemulder11  
 @jmgltixh27  
 @alexthegreat22  
 @dpull32  
 @tulis3  
 @dxw\_33  
 @taiwynyard

## THE POLLS

### AP Top 25 March 14

Rk.	Team (First-Place Votes)
1.	Kansas (63)
2.	Michigan State (2)
3.	North Carolina
4.	Virginia
5.	Oregon
6.	Villanova
7.	Oklahoma
8.	West Virginia
9.	Xavier
T10.	Miami (Fla.)
T10.	Kentucky
12.	Purdue
13.	Utah
14.	Indiana
15.	Texas A&M
16.	Louisville
17.	Arizona
18.	Maryland
19.	Duke
20.	Seton Hall
21.	Baylor
22.	Iowa State
23.	California
24.	SMU
25.	Iowa

**Others Receiving Votes:** Texas, Notre Dame, Saint Joseph's, Connecticut, Stephen F. Austin, Dayton, Wichita State, Wisconsin, Gonzaga, Little Rock, Providence, St. Mary's, Butler, Valparaiso, Monmouth, Yale, Cincinnati, Michigan, Stony Brook, Akron, Northern Iowa

### USA Today Coaches March 13

Rk.	Team (First-Place Votes)
1.	Kansas (31)
2.	Michigan State (1)
3.	North Carolina
4.	Oregon
5.	Virginia
6.	Villanova
7.	Oklahoma
8.	West Virginia
9.	Xavier
10.	Purdue
11.	Miami (Fla.)
12.	Indiana
13.	<b>Kentucky</b>
14.	Utah
15.	Texas A&M
16.	Arizona
17.	Maryland
18.	Baylor
19.	Iowa State
20.	Duke
21.	Seton Hall
22.	Texas
23.	California
24.	Iowa
25.	St. Joseph's

**Others Receiving Votes:** Notre Dame, Connecticut, Providence, Wichita State, Saint Mary's, Gonzaga, Wisconsin, Stephen F. Austin, Northern Iowa, Dayton, VCU, Butler, Little Rock, Cincinnati, Fresno State

## THE SOUTHEASTERN CONFERENCE

### SEC Standings (Through March 17)

Team	SEC (Pct.)	GB	Overall (Pct.)
Kentucky^&	13-5 (.722)	0.0	27-8 (.771)
Texas A&M^	13-5 (.722)	0.0	26-8 (.765)
S. Carolina	11-7 (.611)	2.0	25-8 (.758)
LSU	11-7 (.611)	2.0	19-14 (.576)
Vanderbilt	11-7 (.611)	2.0	19-14 (.576)
Georgia	10-8 (.556)	3.0	20-13 (.606)
Ole Miss	10-8 (.556)	3.0	20-12 (.625)
Florida	9-9 (.500)	4.0	20-14 (.588)
Arkansas	9-9 (.500)	4.0	16-16 (.500)
Alabama	8-10 (.444)	5.0	18-15 (.546)
Mississippi St.	7-11 (.389)	6.0	14-17 (.452)
Tennessee	6-12 (.333)	7.0	15-19 (.441)
Auburn	5-13 (.278)	8.0	11-20 (.355)
Missouri	3-15 (.167)	10.0	10-21 (.323)

^SEC co-champions; & SEC Tourney champs

### SEC in the Postseason

#### NCAA Tournament

**Friday, March 18 - Oklahoma City**  
Texas A&M vs. Green Bay TBS (7:20 p.m.)

**Saturday, March 19 - Des Moines, Iowa**  
UK vs. Indiana CBS (5:15 p.m.)

#### NIT Tournament

**Sunday, March 20 - Columbus, Ohio**  
Florida at Ohio State ESPN (Noon)

Georgia at Saint Mary's ESPNU (7:30 p.m.)

**Monday, March 21 - Columbia, S.C.**  
Georgia Tech at S. Carolina ESPN (9 p.m.)

\*All times Eastern

### Kentucky in the SEC Stats (Through March 17) and NCAA Stats (Through March 13)

#### TEAM

CATEGORY	SEC [NCAA] (STAT)
Scoring.....	1st [29th] (79.8)
Scoring Defense.....	4th [87th] (67.9)
Scoring Margin.....	1st [18th] (+11.9)
Free Throw %.....	8th [230th] (.688)
Field Goal %.....	1st [25th] (.480)
Field Goal % Def. ....	4th [31st] (.395)
3-Pt. Field Goal %.....	3rd [62nd] (.369)
3-Pt. FG % Def.....	2nd [95th] (.328)
Rebounding Offense.....	4th [59th] (38.9)
Rebounding Defense.....	1st [33.7]
Rebounding Margin.....	2nd [36th] (+5.2)
Blocked Shots Per Game.....	1st [7th] (5.9)
Assists Per Game.....	5th [99th] (14.4)
Steals Per Game.....	9th [227th] (5.7)
Turnover Margin.....	6th [100th] (+1.4)
Assist/TO Ratio.....	3rd [50th] (1.3)
Offensive Rebs Per Game.....	4th [36th] (12.9)
Defensive Rebs Per Game.....	8th [137th] (26.0)
Defensive Rebound Pct.....	10th (.678)
Offensive Rebound Pct.....	2nd (.377)
3-Point FG Made Per Game.....	9th [175th] (6.9)

#### INDIVIDUAL

PLAYER	SEC [NCAA] (STAT)
<b>3-Point Field Goals Per Game</b>	
Jamal Murray.....	2nd [14th] (3.2)
<b>3-Point Field-Goal Percentage</b>	
Jamal Murray.....	4th [37th] (.418)
<b>Assists Per Game</b>	
Tyler Ulis.....	1st [6th] (7.1)
<b>Assist-to-Turnover Ratio</b>	
Tyler Ulis.....	1st [5th] (3.7)
<b>Blocked Shots Per Game</b>	
Skal Labissiere.....	7th [102nd] (1.7)
Marcus Lee.....	10th [85th] (1.6)
<b>Double-Doubles</b>	
Tyler Ulis.....	8th [103rd] (8)
<b>Field-Goal Percentage</b>	
Jamal Murray.....	9th [175th] (.456)
Tyler Ulis.....	10th [239th] (.431)
<b>Free-Throw Percentage</b>	
Tyler Ulis.....	2nd [44th] (.858)
Jamal Murray.....	10th [219th] (.787)
<b>Minutes Per Game</b>	
Tyler Ulis.....	1st [25th] (36.7)
Jamal Murray.....	2nd [77th] (35.1)
Isaiah Briscoe.....	9th (32.3)
<b>Offensive Rebounds Per Game</b>	
Marcus Lee.....	10th [141st] (2.5)
<b>Points Per Game</b>	
Jamal Murray.....	3rd [32nd] (20.1)
Tyler Ulis.....	6th [118th] (17.0)
<b>Rebounds Per Game</b>	
Marcus Lee.....	16th (6.1)
Alex Poythress.....	17th (6.0)
<b>Steals Per Game</b>	
Tyler Ulis.....	T7th [157th] (1.4)

## UK'S WEEKLY RANKINGS

DATE	AP	Coaches	RPI
Preseason	2	1	-
Nov. 16	2	2	-
Nov. 23	1	1	-
Nov. 30	1	1	19
Dec. 7	5	4	26
Dec. 14	4	4	12
Dec. 21	12	11	29
Dec. 28	10	11	12
Jan. 4	9	8	7
Jan. 11	14	13	9
Jan. 18	23	19	20
Jan. 25	20	19	16
Feb. 1	20	19	18
Feb. 8	22	21	19
Feb. 15	14	14	13
Feb. 22	16	14	12
Feb. 29	22	19	15
March 7	16	16	13
March 14	T10	13	12

# TYLER ULIS

SOPHOMORE GUARD



ALL-AMERICA CANDIDATE



24.0

Points per game vs.  
ranked opponents

3.8

Assist-to-turnover ratio  
ranks fifth nationally  
entering NCAA Tourney

14

20-point, five-assist  
games, a school record

7.2

Assists per game, sixth  
nationally entering  
NCAA Tourney

# JAMAL MURRAY

FRESHMAN GUARD



ALL-AMERICA CANDIDATE



20.1

Scoring average, second  
among all freshmen

33

Straight games in  
double figures

35

Points vs. Florida,  
tied for the most by a  
freshman in UK history

112

3-pointers, SEC single-  
season freshman record

## HONORING THE CATS

### Isaiah Briscoe

- SEC Freshman of the Week (12/7/15)
- Wayman Tisdale Preseason Watch List

### Skal Labissiere

- SEC Co-Freshman of the Week (3/7/16)
- SEC Co-Freshman of the Week (11/16/15)
- Preseason All-SEC First Team (Media)
- Preseason All-SEC First Team (Coaches)
- CBSSports.com Preseason All-America First Team
- Sporting News Preseason All-America Second Team
- John R. Wooden Award Preseason Watch List
- Wayman Tisdale Preseason Watch List
- Oscar Robertson Preseason Watch List
- Naismith Trophy Preseason Watch List
- Kareem Abdul-Jabbar Award Preseason Watch List

### Marcus Lee

- SEC Community Service Team
- Allstate Good Works Nominee
- SEC Representative at 2016 NCAA Leadership Forum

### Jamal Murray

- USBWA All-America Freshman Team
- SEC All-Tournament Team
- Sporting News Freshman All-America Team
- Scout All-America Second Team
- All-SEC First Team (AP/Coaches)
- All-SEC Freshman Team (Coaches)
- USA Today All-America Second Team
- USBWA All-District IV Team
- SEC Player of the Week (3/7/16)
- SEC Co-Freshman of the Week (2/29/16)
- Wayman Tisdale Award Finalist
- SEC Freshman of the Week (2/15/16)
- Naismith Trophy Midseason List
- SEC Freshman of the Week (1/25/16)
- Wayman Tisdale Award Midseason Watch List
- John R. Wooden Award Midseason Watch List
- SEC Freshman of the Week (12/14/15)
- Miami Hoopball Invite Most Valuable Player
- Sporting News Preseason All-America Third Team
- CBSSports.com Preseason All-America Second Team
- Preseason All-SEC Second Team (Coaches)
- John R. Wooden Award Preseason Watch List
- Wayman Tisdale Preseason Watch List
- Oscar Robertson Preseason Watch List
- Naismith Trophy Preseason Watch List

### Alex Poythress

- CoSIDA Academic All-America Second Team
- Arthur Ashe Jr. Sports Scholar Semifinalist
- Senior CLASS Award Candidate
- Preseason All-SEC Second Team (Media)
- Preseason All-SEC Second Team (Coaches)
- Julius Erving Award Preseason Watch List

### Tyler Ulis

- USBWA All-America Second Team
- SEC All-Tournament Team
- SEC Tournament MVP
- SEC All-Tournament Team
- Sporting News All-American First Team
- Sports Illustrated All-American First Team
- Scout All-America Third Team
- SEC Player of the Year (AP/Coaches)
- SEC Defensive Player of the Year (Coaches)
- All-SEC First Team (AP/Coaches)
- All-SEC Defensive Team (Coaches)
- USBWA District IV Player of the Year
- USBWA All-District IV Team
- USA Today First-Team All-America
- Bob Cousy Award Finalist
- John R. Wooden Award Finalist
- Oscar Robertson Finalist
- Eddie Sutton "Tustenugee" Award Semifinalist
- Capital One Cup Performance of the Week (2/17/16)
- ESPN National Player of the Week (2/15/16)
- SEC Player of the Week (2/15/16)
- Naismith Trophy Midseason List
- John R. Wooden Award Late Season Top 20 List
- Bob Cousy Award Finalist
- Oscar Robertson Trophy Midseason Watch List
- John R. Wooden Award Midseason Watch List
- SEC Player of the Week (12/28/15)
- College Basketball Talk (NBC Sports) National Player of the Week (12/28/15)
- SEC Co-Player of the Week (11/23/15)
- Preseason All-SEC First Team (Media)
- Preseason All-SEC First Team (Coaches)
- John R. Wooden Award Preseason Watch List
- Oscar Robertson Preseason Watch List
- Naismith Trophy Preseason Watch List
- Lute Olson Award Preseason Watch List
- Bob Cousy Award Preseason Watch List

## 2015-16 SEASON NOTES

### Kentucky in the NCAA Tournament

Kentucky is making its nation-leading 55th all-time appearance in the NCAA Tournament in 2016. The Wildcats are 121-48 (.716) all-time in NCAA Tournament games and have advanced to 17 Final Fours.

Kentucky, the No. 4 seed, will take on No. 5 seed Indiana on Saturday. The last time the two teams met in the NCAA Tournament was in 2012, when UK defeated the Hoosiers in the Sweet 16 and went on to win the national championship. The Wildcats are 3-1 vs. Indiana in the NCAA Tournament.

It is the fourth time in program history the Wildcats have been a No. 4 seed, where UK is 7-2 all-time. The Wildcats were last a No. 4 seed during the 2011 run to John Calipari's first Final Four as head coach of the Wildcats.

UK improved to 45-10 in tournament openers with the win over Stony Brook and has won 23 of its last 24 first-round tournament games.

Kentucky is 23-4 (.852) in NCAA Tournament games under the direction of Calipari. Calipari is 48-15 (.762) as a head coach in NCAA Tournament games.

Calipari-coached teams have appeared in four of the last five Final Fours and is the first such school to achieve that feat since Duke went to five straight (1988-92). Calipari joins Duke's Mike Krzyzewski and UCLA's John Wooden to lead teams to four Final Fours in a five-year span.

Kentucky is playing in Des Moines, Iowa for the NCAA Tournament for the first time.

### Nation's Leaders

UK leads the nation in all-time NCAA Tournament victories with 121. It also leads the country in wins in the tournament since 2010, when John Calipari first led the Wildcats into the Big Dance:

- 23 - Kentucky
- 18 - Duke
- 15 - Louisville, Michigan State
- 14 - Kansas, Wisconsin
- 13 - Butler, Connecticut, Florida

### Calipari in the NCAA Tournament

Head coach John Calipari is coaching in his 17th NCAA Tournament in 2016. Kentucky is 23-4 (.852) in tournament games under the direction of Calipari. He is 48-15 (.762) as a head coach in NCAA Tournament games.

Calipari-coached teams have appeared in four of the last five Final Fours and is the first such school to achieve that feat since Duke went to five straight Final Fours (1988, 89, 90, 91, 92). Calipari has led UK to four Final Fours in five years and leads the country with five Final Four appearances since 2008. He has advanced teams to six Final Fours in his on-court career, which is tied for the fifth most by a coach all-time. Only three coaches all-time have appeared in four of five Final Fours (Calipari, Mike Krzyzewski and John Wooden).

Of Calipari's 15 eliminations in the NCAA Tournament, he has only lost twice to double-digit seeds. He's never lost to a team seeded lower than 10th. Including this tournament, he has not lost to a seed lower than No. 3 in 10 of his last 11 NCAA Tournaments. The one loss was in the 2014 national championship game.

### Ulis New Assist King

Kentucky sophomore point guard Tyler Ulis was already widely regarded among the UK fan base as arguably the best distributor of the basketball in the school's long and storied history. The numbers now confirm it.

Ulis broke John Wall's school record for most assists in a season during the NCAA Tournament game vs. Stony Brook. Wall's 2009-10 record was 241 assists. He did it in 38 games. Ulis currently has 243 dimes through 35 games.

Ulis, the only player with 28 consecutive games with four or more assists since at least 1972-73, is only the third player in school history with 200 or more assists. He's already 10th on the school's career list for assists with 378 dimes.

### SEC Champs! SEC Tournament Champs!

Kentucky clinched a share of the regular-season Southeastern Conference championship with a victory over LSU in the regular-season finale and a 13-5 record overall. The Wildcats tied with Texas A&M for the league crown.

It marked UK's league-leading 47th SEC championship, 37 more than anyone else in the league. It was also the fourth time UK has won at least a share of the SEC championship in head coach John Calipari's seven seasons at Kentucky.

For Calipari, it was his 14th league crown, spanning three different conferences.

UK also claimed its 29th SEC Tournament title with an overtime victory over Texas A&M. The rest of the league has a combined 27 SEC Tournament championships. Kentucky has won four league tournament crowns under Calipari.

## ULIS SEC PLAYER OF THE YEAR HIGHLIGHTS POSTSEASON AWARDS

In clinching a share of the regular-season Southeastern Conference championship, the Kentucky Wildcats have had a number of outstanding individual performances that have led to a number of honors for individuals. As the team has benefitted from individuals, so too have the individuals from the team's success.

"Awards season" kicked off after the regular season with Tyler Ulis (First Team) and Jamal Murray (Freshman Team) earning All-America honors from the Sporting News to begin the NCAA recognized All-America squads.

Ulis and Murray dominated the annual Southeastern Conference awards with Ulis winning SEC Player of the Year and SEC Defensive Player of the Year while Murray made the All-SEC First Team and the SEC All-Freshman Team. It's the third time a player has won SEC Player of the Year and the fourth time they've won SEC Defensive Player of the Year in the John Calipari era. It's the second time in league history a player has won both SEC Player of the Year and SEC Defensive Player of the Year in the same season.

Alex Poythress was also named to the College Sports Information Directors of America Academic All-America Second Team, becoming the first Wildcat to achieve the distinction since Mark Pope was selected to the third team in 1995. The CoSIDA Academic All-America teams recognize the nation's top student-athletes for their combined performances athletically and in the classroom.

**Tyler Ulis** - SEC Player of the Year (AP/Coaches), SEC Defensive Player of the Year, (Coaches) All-SEC First Team (AP/Coaches), SEC All-Defensive Team (Coaches), USA Today All-America First Team, CBS Sports SEC Player of the Year, USBWA District IV Player of the Year, USBWA All-District IV Team, Sporting News All-America First Team, Sports Illustrated All-America First Team, Scout All-America Third Team

**Jamal Murray** - All-SEC First Team (AP/Coaches), SEC All-Freshman Team (Coaches), USA Today All-America First Team, USBWA All-District IV Team, USA Today Freshman All-America Team, Scout All-America Second Team, USBWA All-America Freshman Team

**Alex Poythress** - CoSIDA Academic All-America Second Team

**John Calipari** - CBS Sports SEC Coach of the Year

## 2015-16 LEAD-DEFICIT COMPARISON

Opponent	Biggest Lead	Biggest Deficit	Biggest Run	Changes	Ties	Led	Trailed	Result
OTTAWA	59 (2nd)	N/A	16-0	0	0	39:47	0:00	UK won 117-58
KENTUCKY STATE	53 (2nd)	N/A	22-0	0	0	39:12	0:00	UK won 111-58
ALBANY	21 (2nd)	N/A	12-2	0	0	38:35	0:00	UK won 78-65
NJIT	34 (2nd)	6 (1st)	15-2	1	2	30:05	6:59	UK won 87-57
vs. Duke	16 (2nd)	2 (1st)	8-0	2	6	33:20	0:05	UK won 74-63
WRIGHT STATE	20 (2nd)	N/A	10-3	0	0	39:08	0:00	UK won 78-63
BOSTON	24 (2nd)	1 (1st)	18-2	2	0	39:17	0:26	UK won 82-62
vs. South Florida	31 (2nd)	2 (1st)	17-0	1	2	37:09	0:39	UK won 84-63
ILLINOIS STATE	16 (2nd)	6 (1st)	10-0	3	6	25:27	9:41	UK won 75-63
at UCLA	2 (1st)	15 (2nd)	5-0	1	1	0:30	38:10	UCLA won 87-77
EKU	21 (2nd)	N/A	12-0	0	0	39:42	0:00	UK won 88-67
ARIZONA STATE	23 (2nd)	1 (1st)	10-0	2	3	37:55	0:44	UK won 88-67
vs. Ohio State	3 (1st)	16 (2nd)	7-0	3	1	2:37	35:31	OSU won 74-67
LOUISVILLE	16 (2nd)	5 (1st)	22-2	3	5	30:22	6:53	UK won 75-73
OLE MISS	29 (2nd)	2 (1st)	21-3	2	2	36:59	0:22	UK won 83-61
at LSU	2 (1st)	18 (2nd)	6-0	1	1	0:21	37:15	LSU won 85-67
at Alabama	19 (2nd)	N/A	12-2	0	0	39:43	0:00	UK won 77-61
MISSISSIPPI ST.	20 (2nd)	5 (1st)	13-0	1	2	36:59	1:55	UK won 80-74
at Auburn	12 (2nd)	7 (2nd)	10-0	11	11	23:32	10:58	Auburn won 75-70
at Arkansas	18 (2nd)	1 (1st)	10-3	1	1	38:45	0:28	UK won 80-66
VANDERBILT	23 (2nd)	N/A	12-2	0	0	39:46	0:00	UK won 76-57
MISSOURI	41 (2nd)	2 (1st)	20-0	1	0	39:02	0:37	UK won 88-54
at Kansas	8 (2nd)	9 (OT)	10-2	18	12	25:46	13:37	Kansas won 90-84
at Tennessee	21 (1st)	7 (2nd)	12-2	3	3	26:29	9:32	UT won 84-77
FLORIDA	26 (2nd)	N/A	22-3	0	1	39:11	0:00	UK won 80-61
GEORGIA	37 (2nd)	2 (1st)	24-2	1	2	37:40	0:34	UK won 82-48
at South Carolina	34 (2nd)	1 (1st)	18-2	4	1	37:33	2:03	UK won 89-62
TENNESSEE	22 (2nd)	5 (1st)	15-1	2	1	30:45	7:30	UK won 80-70
at Texas A&M	3 (2nd)	8 (1st)	6-0	29	12	9:46	28:51	TAMU won 79-77
ALABAMA	25 (2nd)	2 (1st)	12-1	2	3	36:50	0:16	UK won 78-53
at Vanderbilt	8 (1st)	12 (2nd)	10-0	4	1	20:00	19:15	VU won 74-62
at Florida	17 (2nd)	2 (1st)	9-0	4	4	36:24	1:28	UK won 88-79
LSU	26 (2nd)	6 (1st)	10-0	2	6	31:52	7:12	UK won 94-77
vs. Alabama	27 (2nd)	2 (1st)	11-0	4	2	35:40	1:10	UK won 85-59
vs. Georgia	15 (2nd)	10 (1st)	13-3	5	1	8:43	30:27	UK won 90-80
vs. Texas A&M	7 (2nd)	6 (1st)	6-0	8	10	22:16	16:55	UK won 82-77
vs. Stony Brook	33 (2nd)	N/A	9-0	0	4	36:51	0:00	UK won 85-57

## NOTES CONTINUED

### Dominant Defense Leads Cats Past Stony Brook

Kentucky, after closing the regular season and three games of the South-eastern Conference Tournament on an offensive tear, couldn't hit a thing in the first half of a first-round matchup with Stony Brook. At the end of a half that saw them shoot just 11 of 34 (32.4 percent) and make nary a 3-pointer, the Cats led 33-19 anyway.

While the offense would come around in the second half – and in a big way – defense allowed fourth-seeded UK (27-8) to overcome an uncharacteristic first 20 minutes and carried the Cats to an 85-77 victory over No. 13 Stony Brook (26-7).

Defense was the biggest question mark for a Kentucky team picked by many to advance to the Final Four, and rightfully so what with the Cats' 71st-ranked defense by kenpom.com. Though they will face more dynamic offenses if they continue to advance – starting with fifth-seeded Indiana on Saturday – Thursday's first-round win was a step in the right direction.

In addition to sophomore point guard Tyler Ulis breaking the UK single-season assists record previously held by John Wall, UK set an all-time NCAA Tournament record with 15 blocks. It was a record previously set by Kentucky against UCLA in 1998.

Against Stony Brook, Skal Labissiere was faced with Jameel Warney, exactly the kind of player who has given him trouble throughout his freshman season. Described by Isaiah Briscoe as a "beast," the 6-foot-8, 260-pound Warney seemed likely to be a handful. Instead, it was Labissiere and the Wildcats who gave Warney and the Seawolves fits. Labissiere finished with a dozen points, four rebounds and a season-high tying six blocks.

Warney would end up with 23 points and 15 rebounds after a big second half, most of his production coming with the game well in hand, but he shot just 10 of 21 from the field. He was shooting 63.7 percent coming into the game, but the double teams UK threw at him had an effect.

The Cats held Stony Brook to 20-of-76 (26.3 percent) shooting and 0.78 points per possession. Stony Brook's 19 points were the fewest by a UK opponent in a half this season and Stony Brook's lowest point total in a half as well.

Kentucky shot 22 of 29 (75.9 percent) after the break.

Other noteables:

- UK is 45-10 in NCAA Tournament openers and has won 23 of 24 first-round tournament games
- The Wildcats improved to 7-2 in the NCAA Tournament as a No. 4 seed
- All five starters scored in double figures, but none scored more than 20. That snapped a 24-game streak where a Wildcat has scored at least 20 points, the longest such streak since a Cat scored 20 or more in all 28 games of the 1969-70 season.
- Freshman guard Jamal Murray scored 19 points and broke the 700-point plateau. The only player to reach 700 points faster was Cotton Nash, who did it in 30 games in 1961-62
- Labissiere's six blocks are tied for the second most by a Wildcat in NCAA Tournament history

### Fab-Ulis

John Calipari has called sophomore point guard Tyler Ulis possibly the best floor general he's ever coached. Even amid lofty company (i.e. past Calipari point guards like Derrick Rose, Tyreke Evans, John Wall and Brandon Knight), the numbers back it up.

The Southeastern Conference Player of the Year is averaging 17.0 points and an SEC-best 7.1 assists. He entered the NCAA Tournament ranking sixth nationally in assists and fifth nationally with a 3.8 assist-to-turnover ratio. He's dished out 10 or more assists in six of his last 13 games and scored 20 or more points in 13 of his last 24 games.

Entering the NCAA Tournament, the Chicago native was the only player in the SEC averaging at least 17.2 points and 7.2 assists or better. He was one of just three players nationally to achieve that feat (Kahil Felder, Oakland; Denzel Valentine, Michigan State) and the lone underclassman.

He has the single-season school record for most 20-point, five-assist games with 14, and according to the SEC Network, his three 20-point, 10-assist games this season are the most of any SEC player in the last 20 seasons.

In league play, Ulis averaged 8.4 assists with a 4.5 assist-to-turnover ratio. He played 672 of a possible 725 minutes in SEC games, committing a turnover every 19.8 minutes per game.

Ulis' value is probably best represented by his performances in Kentucky's biggest games. He's averaging a team-best 24.0 points and a team-high 8.3 assists in UK's six games vs. ranked opponents in either the Associated Press Top 25 or the USA Today Coaches' Poll. He shot 55.2 percent with a 5.0 assist-to-turnover ratio in those games. Those numbers are even more impressive when you consider he played 252 of the possible 255 minutes of those games including the entire 45 minutes of all three overtime contests.

Some of his other notable milestones thus far:

- Ulis has moved past John Wall for the most single-season assists in school history. Ulis passed Wall, who had 241 dimes in the 2009-10 season, during the NCAA Tournament game vs. Stony Brook

## CATS ON THE CAREER CHARTS

Career Points		Career Assists	
1. Dan Issel	2,138	1. Dirk Minniefield	646
65. Fred Cowan	975	6. Kyle Macy	470
66. Kelenna Azubuike	970	7. Cliff Hawkins	468
<b>67. Alex Poythress</b>	<b>960</b>	8. Ed Davender	436
		9. Travis Ford	428
		<b>10. Tyler Ulis</b>	<b>378</b>
Career Rebounds		Career Blocked Shots	
1. Dan Issel	1,078	1. Jamaal Magloire	268
31. Terrence Jones	608	18. Walter McCarty	108
<b>32. Alex Poythress</b>	<b>591</b>	19. Nerlens Noel	105
		20. Darius Miller	99
		<b>21. Marcus Lee</b>	<b>97</b>
Career Steals		25. Mark Pope	82
1. Wayne Turner	238	<b>26. Alex Poythress</b>	<b>76</b>
T39. Ant. Walker/Rex Chapman	89		
<b>T41. Tyler Ulis</b>	<b>86</b>		

## 2015-16 SEASON NOTES

### Wins vs. Losses

In most all of sports it's easy to pinpoint areas of improvement in losses versus a team's wins. The 2015-16 edition of the Kentucky Wildcats is no different. Here's a look at some of the key stats in wins compared with those same stats in losses.

Result	FG%	Opp. FG%	3-Pt. FG%	Opp 3-Pt. FG%	FT%	RPG	APG	TOPG	BPG	SPG	Pts in Pt.	PPG
Wins	.498	.383	.378	.293	.698	39.4	14.8	11.1	6.2	6.0	35.4	82.0
Losses	.423	.434	.343	.434	.648	37.1	13.0	10.8	4.9	4.9	29.8	72.6

- He is only the third player in school history with 200 assists in a season
- Ulis is the only player with 28 consecutive games with four or more assists since at least 1972-73. Roger Harden (1985-86) held the record with 17 games
- He's the first UK player since 1972-73 with at least eight assists in six straight games
- He's the first player in school history to post at least 20 points, at least 10 assists and at least six steals in a single game (vs. Ole Miss). It was also the first 20-point, 10-assist game since Wall did it vs. Rider on Nov. 21, 2009
- Ulis is the first UK player with 26 points and eight assists (at Kansas) in a game since Jack Givens against Auburn on Feb. 23, 1976
- His 11-assist game vs. Florida was the first since John Wall dished out 11 vs. East Tennessee State on March 18, 2010
- He's the only Wildcat since 1972-73 with consecutive games of at least 20 points and at least eight assists (vs. Louisville and Ole Miss)
- With a then career-high 23 points at LSU, he became the first UK guard to score at least 20 points in three consecutive games since Jodie Meeks on Feb. 10, 14 and 17, 2009
- He is the first UK player to have at least 20 points and at least six assists (vs. Ole Miss and at LSU) in consecutive SEC games since Ed Davender on Feb. 24 and March 2, 1988
- He was the first Wildcat with at least 15 points and at least five assists in three consecutive games (Duke, Wright State and Boston U.) since Wall in 2009-10
- His nine assists vs. UCLA was the most by a Wildcat in a nonconference road game since Saul Smith dished out 10 vs. Michigan State on Dec. 16, 2000
- He is currently averaging 7.1 assists. No player in school history has averaged that much in a single season with a minimum of 100 assists
- In only his second season at UK, Ulis has become the 16th player in school history with at least 300 assists. At 378 in his career, he moved past Saul Smith for 10th all-time
- He has set a single-season program record with seven games of 10 or more assists in a single season
- His career-high 14 assists vs. LSU in the regular-season finale is a school high vs. an SEC opponent. He is only the fifth player in school history to record 14 assists in a game
- With a 30-point, five-assist effort en route to MVP honors of the SEC Tournament, he became the first UK player with at least 30 points and at least five assists in a game since Tayshaun Prince vs. Iowa on Mar. 17, 2001
- Ulis in UK's three overtime games this season: 26.0 points, 8.0 assists per game, 3.1 assist-to-turnover ratio, 83.3 percent free-throw percentage, played all 135 minutes
- He became one of only three UK players with at least 30 points scored in an SEC Tournament championship game: Alex Groza (1949), Bill Spivey (1950), Tyler Ulis (2016)
- He joined Cliff Hagan (1952) as one of only two players to average at least 24 points per game in a single SEC Tournament

Knight, in 2010-11, finished at 17.3 points per game. Against Georgia in the Southeastern Conference Tournament, he passed Knight for the most points by a freshman in school history.

Murray's current average is the most for any player under Calipari since Dajuan Wagner averaged 21.2 points during the 2001-02 season at Memphis. Murray is getting to his average more efficiently than Wagner did, averaging 14.9 shots per game while shooting 45.6 percent. Wagner finished the season averaging 18.0 shots per game while shooting 41.0 percent.

And that only tells just a small part of the story:

### SCORING

- With 704 points this season, he has the most points by a freshman in school history. He is now in 10th place in the program's all-time single-season leaders
- His 35 points vs. Florida tied Terrence Jones (Jan. 11, 2011 vs. Auburn) for the school record single-game scoring mark by a freshman. It also tied Jones for the most points in a single game in the Calipari era
- With 35 points vs. Florida, 33 points vs. Ohio State and 33 at Vanderbilt, he is the only player under Calipari with three 30-point games in a season or in a career. He's also the only freshman to ever record three 30-point games in a single season
- His 27 second-half points vs. Ohio State are the most of any Wildcat under Calipari
- His 21 first-half points at Vanderbilt are the most of any Wildcat under Calipari. His 20 points vs. Florida are also the second most of any UK player in the Calipari era in the first half
- He has scored in double figures in all but one game this season and 15 or more in 30 of the 35 contests
- He is the first Wildcat to reach double figures in 33 straight games in a single season since Kenny Walker did it in all 36 of his games during the 1985-86 season. Walker's 36 straight is a school record for a single season
- A 21-point scoring effort at Tennessee on Feb. 2, ignited a run of 12 consecutive games where Murray scored 20 or more points before the streak was snapped with a 17-point outing in the SEC Championship game. It was the longest such streak for any UK player since Kevin Grevey topped 20 or more points in 12 straight games in 1974-75. The only other Wildcat to do it in more games is Dan Issel, who did it 18 straight times in 1969-70
- He was the first UK player to score at least 18 points in each of the first seven SEC games of a season since Meeks in 2008-09. He is the first freshman in school history to achieve the feat
- He is the first player in the John Calipari era to score 700 or more points. Only Cotton Nash, who reached 700 points in 30 games in 1961-62, has done it faster at UK
- He owns the program record of 20 point-game efforts by a freshman at 18 games
- He was the third player in school history to score at least 12 points in at least 18 of his first 19 games played at UK. Cotton Nash (1961-62) scored at least 12 points in 35 of his first 36 games played at Kentucky and Bill Spivey (1949-50) scored at least 12 points in 24 of his first 25 games played at UK
- He averaged 26.4 points per game in February, the highest scoring month for a Wildcat since Meeks averaged 28.0 points per game in January 2009
- Murray averaged 22.6 points per game in SEC road contests this season
- According to ESPN, Murray is the nation's leading scorer at 25.8 points per game from Feb. 1 to March 3

### Murray One of Calipari's Best All-Time Scorers

Through 35 games of the season, it's clear freshman guard Jamal Murray is not only one of the best pure scorers UK has had during the John Calipari era, he's one of the best Calipari has ever coached.

Murray currently leads the Wildcats in scoring at 20.1 points per game. If the season ended today, he would have the highest scoring average at Kentucky in the Calipari era. Brandon

## OPPONENTS CAPSULE



### Indiana Hoosiers (26-7)

**Head Coach:** Tom Crean (Eighth season)  
**Conference:** Big 10  
**Series vs. UK:** UK leads 32-24

### Key Players:

Yogi Ferrell, Sr., G  
Troy Williams, Jr., F  
Thomas Bryant, Fr., C

### Notes:

Leads team in points per game 17.1, and assists (187)  
Averages 13.0 ppg and team-high 6.0 rpg  
Logs 11.6 ppg and 5.7 rpg

### How the Teams Match Up

	FG%	OPP FG%	3FG%	FT%	PPG	RPG	BPG	APG	SPG
UK	.480	.395	.369	.688	79.8	38.9	5.9	14.4	5.7
IU	.505	.443	.419	.725	82.8	37.2	4.0	16.2	7.0



## 2015-16 SEASON NOTES

### 3-POINT SHOOTING

- Owns the UK freshman record for most 3-point field goals in a single season with 112, surpassing Knight's previous record of 87. It's also an SEC freshman record
- His 112 made 3-pointers is already second on the UK single-season and NCAA record for a freshman for made 3-point field goals list. Davidson's Stephen Curry (2006-07) owns the single-season freshman record with 122 3-pointers. He needs five to tie Meeks for UK's single-season record
- He has made a 3-pointer in all 35 games this season, the only player in program history to hit at least one trey in his first 35 collegiate games
- Having made a 3 in 35 straight, he moved past tied Tony Delk (1993-94 season), who had 32, for the most consecutive games with a made 3-pointer in school history
- His eight 3-pointers vs. Florida tied Eric Bledsoe (March 18, 2010 vs. East Tennessee State) for the most in the Calipari era
- He's one of only two players (Kyle Wiltjer) with two games of seven or more 3-point field goals in a game under Calipari
- His .800 percentage from behind the arc vs. Florida is the best 3-point percentage in a single game in school history with a minimum of 10 attempts
- Murray is the first freshman in school history to make at least five 3-point field goals in consecutive games
- Murray is the fifth player in UK history -- and first since Meeks in 2008-09 -- with six or more made 3-point field goals in consecutive games
- He's made two or more 3-pointers in 17 straight games. Meeks had a streak of 16 consecutive games
- Murray has the most games at 20 with three or more made 3-pointers in a season in the Calipari era

### Murray-Ulis the Top Scoring Duo in the Country in League Play

Jamal Murray and Tyler Ulis are two of the best scoring guards in the country. Combined in league play, they were *the* best this season.

In conference-only games, Murray and Ulis averaged 40.8 points per game in conference play, more than any other duo in the major conferences, which includes the Power 5 conferences and the American and the Big East.

Rank	Duo	Team	Conference	Combined PPG
1.	Jamal Murray & Tyler Ulis	Kentucky	SEC	40.8
2.	Grayson Allen & Brandon Ingram	Duke	ACC	39.3
3.	Kris Dunn & Ben Bentil	Providence	Big East	39.1
4.	Andrew Andrews & Dejounte Murray	Washington	Pac 12	38.8
5.	Anthony Barber & Abdul Malik Abu	NC State	ACC	37.8

### Home-Court Advantage

Kentucky ended the 2015-16 season on a 37-game win streak when playing in the friendly confines of Rupp Arena, the second-longest winning streak in the venue's history.

UK's last home loss came on Feb. 27, 2014 in an overtime loss to Arkansas. With an all-time record of 545-64 (.895) in Rupp Arena, Kentucky's current run includes the following streaks:

- Under John Calipari, UK is 119-4 (.967) in Rupp Arena, including 62-1 (.984) against nonconference opponents
- Calipari is tied with Tubby Smith for the second-most victories for any UK head coach in the arena
- Calipari will open the 2016-17 season needing just three more victories to tie all-time wins leader Joe B. Hall
- Prior to the close victory over Louisville, UK had won 13 straight home games by at least 11 points, the longest such streak since a 27-game stretch from 1995-97
- Mississippi State shot 52.9 percent from the field. Prior to that, UK had held the last 54 home opponents and the last 81 nonconference home opponents to less than 50 percent from the field
- Kentucky has won its last 75 games in Rupp Arena when ranked in the top five of the Associated Press Top 25, dating back to the 2003-04 season
- With a victory over LSU in the regular-season finale, UK captured its 13th undefeated season in Rupp Arena and the fifth in seven seasons under Calipari

### Workhorse(s)

Tyler Ulis' value can perhaps best be represented by the number of minutes he's playing this season. Simply put, the Wildcats need him on the floor as often as he can play.

The result is Ulis is averaging 36.7 minutes per game, most in the Southeastern Conference. He entered the NCAA Tournament ranked 25th nationally in minutes per game. The 36.7 minutes per game are the most at UK since Kenny Walker averaged 36.7 minutes during the 1984-85 season. Only Brandon Knight (35.9 mpg) has averaged more than 35 minutes in the John Calipari era.

Seven times this season Ulis has played 40 or more minutes, including all 45 minutes in overtime games at Kansas, at Texas A&M and in the SEC championship game vs. the Aggies.

Freshman Jamal Murray ranks second in the SEC at 35.1 minutes per game. Freshman Isaiah Briscoe is in ninth at 32.3 minutes per contest.

### Wall vs. Ulis

John Wall, the former No. 1 overall pick and first point guard during the John Calipari era, put up remarkable numbers in his one season at UK. Current UK floor general, Tyler Ulis, is keeping pace with Wall statistically through 35 games of the season.

Ulis has 31 games with five or more assists while Wall had 26 through the same point in the season. Ulis protects the ball better than Wall did with just 65 turnovers compared with 136 for Wall. Each player missed one game during the team's 35 contests, although Ulis missed an additional half against South Florida. Also, they are the only two players in the Calipari era to both have a double-double by way of points and rebounds and points and assists in the same season.

Player	PPG (Total)	RPG (T)	APG (T)	TO (T)	A/TO	SPG(T)
Wall	16.9 (575)	4.2 (143)	6.5 (221)	4.0 (136)	1.6	1.8 (60)
Ulis	17.0 (579)	3.1 (105)	7.1 (243)	1.9 (65)	3.7	1.4 (49)

### S-E-C! S-E-C! S-E-C!

Kentucky has the unquestionable reputation as the league's gold standard. Since the SEC's inception in 1932-33, the Wildcats have been the most dominant team in the league, recording a 956-268 mark (.781) in conference play. Only two other teams have won more than 700 regular-season SEC games (Alabama, Tennessee) and no other team has a better winning percentage.

- UK has averaged 11.5 wins and only 3.2 losses per season in 83 seasons in the SEC

## UK BY POSSESSION

Game	Offense PPP	Defense PPP
Albany	1.11	0.93
NJIT	1.21	0.79
vs. Duke	1.10	0.94
Wright State	1.11	0.90
Boston	1.15	0.87
vs. South Florida	1.25	0.94
Illinois State	0.99	0.83
at UCLA	1.10	1.24
Eastern Kentucky	1.21	0.92
Arizona State	1.01	0.82
vs. Ohio State	0.97	1.07
Louisville	1.10	1.07
Ole Miss	1.22	0.90
at LSU	0.96	1.21
at Alabama	1.22	0.97
Mississippi State	1.10	1.01
at Auburn	0.93	1.00
at Arkansas	1.21	1.00
Vanderbilt	1.19	0.89
Missouri	1.26	0.77
at Kansas	1.04	1.11
at Tennessee	1.15	1.25
Florida	1.25	0.95
Georgia	1.30	0.76
at South Carolina	1.25	0.87
Tennessee	1.19	1.04
at Texas A&M	1.13	1.16
Alabama	1.26	0.85
at Vanderbilt	0.97	1.16
at Florida	1.19	1.07
LSU	1.27	1.04
vs. Alabama	1.47	1.02
vs. Georgia	1.43	1.23
vs. Texas A&M	1.14	1.07
vs. Stony Brook	1.18	0.79

### **Overall**

Kentucky offensive high - 1.47 vs. Alabama  
 Kentucky offensive low - 0.93 at Auburn

Opponent offensive high - 1.25 at Tennessee  
 Opponent offensive low - 0.76 vs. Georgia

### **SEC Play**

Kentucky offensive high - 1.30 vs. Georgia  
 Kentucky offensive low - 0.93 at Auburn

Opponent offensive high - 1.25 at Tennessee  
 Opponent offensive low - 0.76 vs. Georgia

### **Postseason**

Kentucky offensive high - 1.47 vs. Alabama  
 Kentucky offensive low - 1.14 vs. Texas A&M

Opponent offensive high - 1.23 vs. Georgia  
 Opponent offensive low - 0.79 vs. Stony Brook

## 2015-16 SEASON NOTES

### CATS IN THE NBA

At the beginning of the 2015-16 season, 21 former Wildcats were on an opening-day roster, more than any other school in the country. The following listing is as of opening day.

Name	Team
Eric Bledsoe	Phoenix Suns
Devin Booker	Phoenix Suns
Willie Cauley-Stein	Sacramento Kings
DeMarcus Cousins	Sacramento Kings
Anthony Davis	New Orleans Pelicans
Archie Goodwin	Phoenix Suns
Aaron Harrison	Charlotte Hornets
Terrence Jones	Houston Rockets
Enes Kanter	Oklahoma City Thunder
Brandon Knight	Phoenix Suns
Michael Kidd-Gilchrist	Charlotte Hornets
Trey Lyles	Utah Jazz
Jodie Meeks	Detroit Pistons
Nerlens Noel	Philadelphia 76ers
Patrick Patterson	Toronto Raptors
Tayshaun Prince	Minnesota Timberwolves
Julius Randle	Los Angeles Lakers
Rajon Rondo	Sacramento Kings
Karl-Anthony Towns	Minnesota Timberwolves
John Wall	Washington Wizards
James Young	Boston Celtics

Several former Wildcats are among the NBA league leaders in the major statistical categories. Stats are through March 17. Former UK players are in **BOLD**.

#### Points Per Game

1. Stephen Curry (Warriors) - 30.5
4. **DeMarcus Cousins (Kings) - 27.2**
7. **Anthony Davis (Pelicans) - 24.4**

#### Rebounds Per Game

1. Andre Drummond (Pistons) - 15.0
5. **DeMarcus Cousins (Kings) - 11.4**
8. **Anthony Davis (Pelicans) - 10.4**
9. **Karl-Anthony Towns (Timberwolves) - 10.3**
10. **Julius Randle (Lakers) - 10.1**

#### Assists Per Game

1. **Rajon Rondo (Kings) - 11.9**
3. **John Wall (Wizards) - 10.0**

#### Blocks Per Game

1. Hassan Whiteside (Heat) - 3.80
4. **Anthony Davis (Pelicans) - 2.08**
10. **Karl-Anthony Towns (Timberwolves) - 1.74**
14. **Nerlens Noel (76ers) - 1.51**

#### Field-Goal Percentage

1. DeAndre Jordan (Clippers) - .705
5. **Enes Kanter (Thunder) - .572**
8. **Karl-Anthony Towns (Timberwolves) - .545**
10. **Nerlens Noel (76ers) - .533**

#### Steals Per Game

1. Chris Paul (Clippers) - 2.16
7. **John Wall (Wizards) - 1.94**
7. **Rajon Rondo (Kings) - 1.94**
14. **Nerlens Noel (76ers) - 1.76**

#### Double-Doubles

1. Andre Drummond (Pistons) - 56
7. **DeMarcus Cousins (Kings) - 41**
7. **John Wall (Wizards) - 41**
6. **Karl-Anthony Towns (Timberwolves) - 39**
8. **Anthony Davis (Pelicans) - 36**
11. **Rajon Rondo (Kings) - 32**
15. **Julius Randle (Lakers) - 29**

- Kentucky has won 47 SEC titles and 29 SEC Tournament championships
- The Wildcats have won 14 of the last 24 SEC Tournament titles
- has won at least a share of four of the last seven SEC regular-season championships under head coach John Calipari
- Kentucky has played in the championship game of the SEC Tournament in six of Calipari's seven seasons following its 2016 title

### Ulis Tabbed Bob Cousy Finalist

Sophomore point guard Tyler Ulis has been named one of five finalists for the 2016 Bob Cousy Point Guard of the Year Award by the Naismith Memorial Basketball Hall of Fame. Named after Hall of Fame guard Bob Cousy, the annual honor recognizes the top point guard in Division I men's basketball.

Ulis' competition includes Yogi Ferrell of Indiana, Monte Morris from Iowa State, Oakland's Kahlil Felder and Kris Dunn of Providence.

A national committee comprised of top college basketball personnel determined the initial watch list of 20 candidates in October, trimmed it down to 10 in February and now named the final five finalists in March. The annual honor, which is now in its 13th season, will be presented to the winner at the ESPN College Basketball Awards Show in Los Angeles on April 8.

The winner of the Cousy Award will be determined by a combination of fan votes and input from the Basketball Hall of Fame's selection committee. Fans are encouraged to visit HoophallAwards.com to cast their votes March 11-25.

Ulis is looking to become the first Kentucky guard to win the award.

### Ulis Also a Wooden Award Finalist

Tyler Ulis is one of 15 players on the John R. Wooden Award national ballot. The Wooden Award is presented annually by the Los Angeles Athletic Club to the top player in college basketball.

The finalists are candidates for the Wooden All-American Team, out of which the Wooden Award winner will be selected. All 15 players on the ballot have proven to their universities that they are making progress towards graduation and are maintaining at least a cumulative 2.0 grade-point average.

Voting will take place from March 14 to March 21. Nearly 1,000 members of the national college basketball media make up the majority of the voting body. They take into consideration a player's entire season of play, as well as opening rounds of the NCAA Tournament.

Fans may vote through the fan voting site at woodenawardvote.com. The Wooden Award All-American Team, consisting of the nation's top 10 players, and the five finalists for the Wooden Award, will be announced the week of the Elite Eight round of the NCAA Tournament and will be the focus of a 30-minute show March 28 on ESPNU at 8 p.m.

### Ulis, Murray Named USBWA Awards Finalists

The two leaders of arguably the nation's best backcourt, Tyler Ulis and Jamal Murray, are finalists for the U.S. Writers Basketball Association's two major awards, the Oscar Robertson Trophy and the Wayman Tisdale Award.

Ulis has been tabbed one of 11 finalists for the Oscar Robertson Trophy, awarded annually to the USBWA's pick for the national player of the year. Murray is one of five finalists for the Wayman Tisdale Award, presented to the nation's freshman of the year.

Both awards will be presented at the College Basketball Awards gala in Oklahoma City on April 11 at the National Cowboy & Western Heritage Museum. Access Sports, a non-profit organization committed to supporting various charitable causes, will serve as host for the gala. Funds from the gala are used to support youth basketball programs in Oklahoma that allow disadvantaged youth the opportunity to participate in leagues and training.

The USBWA, comprised of nearly 1,000 sports journalists covering college basketball for newspapers, magazines and websites, will select the recipients of the awards. This will be the first time the women's college player of the year will be featured at the gala.

### No Surrender Here

Surrendering a 21-point lead at Tennessee wasn't just unusual for Kentucky in the John Calipari era, it was downright rare.

UK is 188-3 (.984) in the Calipari era when leading by at least 10 points at any time in the contest. Two of those three losses (a 21-point lead at Tennessee and a 12-point lead at Auburn) have come during the 2015-16 campaign. The only other loss in the Cal era came during the 2012-13 season when UK gave up an 11-point first-half lead and lost 59-55 at Alabama. All three losses have come to Southeastern Conference foes on the road.

Perhaps most impressive of all is that 72.6 percent of games Calipari has coached in at Kentucky have produced 10-point leads at some point during the game for UK. The Wildcats have led by 10 points or more in a whopping 86.6 percent of Calipari's 217 career wins at Kentucky.

### Foul Trouble

A common denominator in Kentucky's losses at Kansas and at Tennessee: foul trouble.

UK committed 33 fouls at Kansas, the most ever in the John Calipari era, and followed that with 26 fouls at Tennessee, which is tied for the ninth most in the Calipari era (the eighth most, 27 fouls, just recently happened at Florida). In both the Kansas and Tennessee games, the two teams made 30 free throws apiece, the highest marks of the season. Furthermore, four players fouled out at Kansas, the first time that's happened since Dec. 4, 2010 at North Carolina, and another two were disqualified from the Tennessee game with five fouls apiece.

The glaring foul problems have shed light on a problem UK has had for much of the season of letting the other team be the aggressor. Kentucky (713) has committed more fouls than its opponents (691) and committed 51 more of them in Southeastern Conference regular-season play.

The result: UK's opponents have shot more free throws (826) than Kentucky (794) and shot 89 more free throws in conference play. The last time the Wildcats ended a season with fewer free-throw attempts than its opponents was 2007-08.

- UK is averaging 20.4 fouls per game, which is on pace for the highest average since the 1994-95 team committed 22.2 fouls per game
- UK has attempted fewer free throws than its opponent in 16 of the last 19 games
- Kentucky's opponents are scoring 24.3 percent of their points against UK at the foul line. That's the 21st most in the country. The Wildcats are scoring 19.5 percent of their points at the charity stripe, which is 227th nationally
- In SEC play, Kentucky's opponents scored 26.9 percent of their points against the Wildcats at the foul line, the highest rate in the league. On the flipside, UK scored just 18.2 percent of its points at the line, the second-lowest mark in the conference

### Whatcha Talkin Bout, Willis?

Kentucky has received a spark from junior Derek Willis thanks in large part to a postgame speech at Auburn. That's when John Calipari asked the team, "Do we need to make some changes?" One of those changes was Willis, who had just posted a career outing during the loss to the Tigers. Willis registered his first career double-double with 12 points and a team-high 12 rebounds.

Following that game, Willis was inserted into the starting lineup. Over the next 11 games, which included the Auburn performance, Willis averaged 11.2 points and a team-high 6.6 rebounds per game, including a career-high 25-point outing with a

## 2015-16 SEASON NOTES

career-high seven 3-pointers vs. Tennessee. He led the Cats in rebounding in six of those 11 games.

Willis helped stretch the floor for guards Tyler Ulis, Isaiah Briscoe and Jamal Murray to convert drives off of pick-and-rolls. All the while, Willis was reliable from the perimeter with 28 made 3-pointers during the stretch. Another way of looking at Willis' recent production: He scored 123 points in those 11 games played; he had scored 122 in his first 48 games played at Kentucky.

Willis returned to the lineup in the regular-season finale vs. LSU after missing the previous three games with a right ankle injury. He has looked like his pre-injury form in the postseason. He averaged 9.3 points, 4.3 rebounds, 2.0 blocks and 2.0 made 3-pointers per game during the stretch.

### **Bow and Arrow: Cats on Target from Behind the Arc**

There was a point in the season when it seemed like Kentucky's ineffectiveness behind the 3-point line could be the Wildcats downfall this season. After the recent record-setting stretch from behind the arc, those days seem like a long, long time ago.

With 10 3-pointers at Texas A&M, the Wildcats made at least 10 3-point field goals in five straight games, a new school record. And it's not as if UK has been hoisting a ton of shots to make that many treys. As a matter of fact, during the five-game stretch, UK shot 44.0 percent or better from 3.

At one point this season the Wildcats were in the bottom third nationally in both 3-point field goal percentage and 3-point field goals made per game. In league play, the Wildcats finished second in the Southeastern Conference in 3-point field goal percentage (.392) while making 7.4 3-point field goals a game against SEC foes.

Freshman guard Jamal Murray topped Brandon Knight's single-season freshman record for 3-point field goals in a season and has led the way for the Wildcats from deep, averaging an SEC-best 3.3 3-point field goals during the regular season. He's just 10 3-pointers behind Davidson's Stephen Curry (2006-07) for the NCAA record for 3-pointers in a season. Junior forward Derek Willis hit a conference-best 50.0 percent of his attempts from behind the arc in league play.

In the Southeastern Conference Tournament, the Wildcats combined for 32 3-pointers on a 47.8-percent clip. The Wildcats made a season-best 13 3-pointers in the quarterfinals matchup vs. Alabama.

### **Briscoe is Ulis' Bledsoe**

In keeping with comparisons, through 35 games it has become statistically eerie at the similarities Isaiah Briscoe is for Tyler Ulis, as Eric Bledsoe was for John Wall in 2009-10.

Bledsoe was a heralded point guard, just as Briscoe entered the 2015-16 season as the No. 1 point guard in most recruiting services. Both players began their careers with a magnificent opening game. Bledsoe had 24 points, seven rebounds and four assists in his debut. Briscoe posted 11 points, 12 rebounds and a pair of assists.

Through 35 games in the season, Briscoe had notched double-figure scoring in 19 games while Bledsoe had recorded 18 double-digit games. Briscoe has garnered 20 games with three or more assists, while Bledsoe had notched it in 18 such contests. Briscoe has been more aggressive on the boards, averaging 5.4 per game, while Bledsoe held the better shooting numbers at this point at 46.0 percent. It is important to note that Briscoe has only played in 33 of UK's 35 games, while Bledsoe appeared in 34 of the 35.

Player	PPG (Total)	RPG (T)	APG (T)	TO (T)	A/TO	SPG(T)
Bledsoe	11.4 (387)	3.1 (104)	2.9 (97)	3.2 (108)	0.9	1.4 (49)
Briscoe	9.7 (319)	5.4 (178)	3.2 (106)	1.9 (63)	1.7	1.0 (34)

### **Poythress Returns to Form**

Senior Alex Poythress quickly returned to the elite athlete that John Calipari expects him to be after returning from a torn ACL in December of 2014.

Poythress posted double-doubles in back-to-back games vs. Wright State and Boston University (the third and fourth of his career), the first Kentucky senior to post consecutive double-doubles since Josh Harrellson in 2010-11.

He then broke out for a 21-point, 13-rebound effort in leading UK past Eastern Kentucky. The 21 points were the most since his career-high of 22 set during his freshman season, and the 13 rebounds marked a new career-best mark. It was the first 20-point, 10-rebound game of his career, and the 21 points were the most for a UK senior since his former teammate Julius Mays scored 24 points against Missouri in the 2012-13 season.

The senior forward just became the 52nd player in program history with 500 career boards after the victory over Ole Miss. He's the third player in the Calipari era (Terrence Jones and Willie Cauley-Stein) to achieve the feat.

He enjoyed the best offensive performance of his career with a 25-point outing in a bounce-back win for the Wildcats at Alabama on Jan. 9. Poythress was 8 of 10 (.800) from the field and 9 of 11 (.818) from the charity stripe.

Poythress reached 900 career points on Senior Day, becoming just the 12th player in school history with 900 points, 500 rebounds and 70 blocks in a career.

Since a recent injury to his other knee, Poythress has scored in double digits in seven of the last eight games. He is 40 points shy of becoming the school's 61st 1,000-point scorer.

### **Kentucky Elite Under Cal**

Since John Calipari took over the program in 2009-10, no one in the country has had more wins than Kentucky, and only Kansas has a better winning percentage. UK is 217-46 (.825) during that time span.

1. Kansas: 214-42 (.8359)
2. Kentucky: 216-46 (.8251)
3. Gonzaga: 201-44 (.8204)
4. Duke: 209-46 (.8196)
5. Wichita State: 202-47 (.8112)

*\*numbers through March 17*

### **Calipari Reaches 200 UK Wins in Record Time**

With a thrilling 75-73 victory over rival Louisville, John Calipari captured his 200th career win at Kentucky faster than any coach in UK history -- and nearly faster than anyone has ever done it at any other school.

Calipari reached the 200-win plateau in his 240th career game at Kentucky. Rick Pitino, previously the fastest to 200 wins at UK prior to Calipari, didn't capture his 200th Wildcat win until his 249th game. The legendary Adolph Rupp reached 200 during his 250th game.

Not only did Calipari reach the 200-win mark in record pace at Kentucky, he also nearly set the all-time Division I mark. With the win over U of L, he became the second-fastest Division I men's basketball coach to reach 200 victories at a single school, behind only LIU-Brooklyn's Clair Bee, who achieved the feat in 231 games.

Calipari is one of just 11 head coaches in Division I men's basketball history with at least 200 victories at two different schools and just the fifth coach at Kentucky to reach the 200-win plateau.

## STREAKS

Overall	Won 6
Unranked AP teams anywhere	Won 5
Ranked AP teams anywhere	Won 1
Home	Won 37
Home SEC	Won 19
Home nonconference	Won 32
Home AP unranked nonconference	Won 29
Home AP ranked teams	Won 4
Home AP unranked teams	Won 33
Road	Won 1
Road SEC	Won 1
Road AP ranked teams	Lost 1
Road AP unranked teams	Won 1
Neutral	Won 4
Neutral AP ranked teams	Won 2
Neutral AP unranked teams	Won 3

### Active Consecutive Made Starts

Jamal Murray	35
Tyler Ulis	28
Isaiah Briscoe	23
Alex Poythress	7
Skal Labissiere	6

### Active Consecutive Made Free Throws

Dominique Hawkins	6
Alex Poythress	4
Isaiah Briscoe	3
Jonny David	2
Isaac Humphries	2
Marcus Lee	2
Mychal Mulder	2
Tyler Ulis	2
Skal Labissiere	1
Jamal Murray	1
Derek Willis	1

### Active Consecutive Games with a 3-Pointer

Jamal Murray	35
Derek Willis	17

## 2015-16 SEASON NOTES

He's currently the only coach in NCAA history with at least 189 victories at three different schools.

### Bounce Back

The Wildcats don't lose very often during the John Calipari era, but when they do, they almost always bounce back.

UK is 34-7 under Calipari following a loss. Kentucky's back-to-back losses at Kansas and at Tennessee were its first consecutive losses since losing a pair to Arkansas and South Carolina on Feb. 27, 2014 and March 1, 2014, respectively.

The Wildcats have only lost back-to-back games seven times during the Calipari era and they've never lost three in a row with Calipari on the sidelines. The last time UK lost three games in a row was in February 2009 when the Wildcats dropped four straight games to end the regular season.

### Next Man Up

When starting freshman guard Isaiah Briscoe turned his ankle in warmups prior to the Louisville game, all it meant was an opportunity for another player. That man vs. the Cardinals was junior guard Dominique Hawkins.

The Kentucky native cemented his legacy in the rivalry's storied history with the best game of his career. Hawkins posted career highs in points (13), 3-pointers made (three) and minutes (26) to lead the Wildcats over the Cardinals.

But Hawkins is far from the only Wildcat who has embraced the "next man up" mentality and stepped up for the Wildcats this season. Isaac Humphries filled in admirably with four points and a career-high six rebounds in the win over Florida when Alex Poythress was ruled out of the game with a right knee injury just minutes before tip. He did the same at Texas A&M when Derek Willis went down with a right ankle injury.

In 22 of UK's 35 games, a scholarship player has either not played or left the game with an injury or illness. Kentucky has played with its full roster in just seven games since Jan. 1, but has had its full roster during the postseason. It hasn't slowed the Wildcats down too much -- as evidenced by Kentucky's 27-8 record and regular-season and conference tournament Southeastern Conference championships. With a full arsenal in the postseason, UK has looked as strong as it has all year.

### Always Efficient

According to Ken Pomeroy's calculations on kenpom.com, UK's teams under John Calipari have consistently ranked among the most efficient teams in the country per possession.

Year	Off (Rank)	Def (Rank)	Overall
2016	122.1 (1)	98.3 (59)	6th
2015	119.3 (5)	86.5 (2)	1st
2014	117.6 (10)	96.9 (41)	11th
2013	108.8 (42)	99.1 (129)	42nd
2012	122.9 (2)	88.2 (9)	1st
2011	118.1 (7)	90.4 (15)	6th
2010	116.1 (15)	86.2 (6)	3rd

*\*2015-16 rankings through March 17*

### Taking Care of Business

Kentucky's 44-16 record vs. opponents ranked in the Associated Press Top 25 is impressive, but the Wildcats' ability to beat all-comers can't be overlooked. Under John Calipari, UK is 173-30 vs. unranked competition, an .852 winning percentage.

The Wildcats' loss to UCLA was its first loss to an unranked opponent since March 1, 2014.

### Poythress Named Candidate for Senior CLASS Award

Senior Alex Poythress was named one of 30 candidates for the prestigious Senior CLASS Award. An acronym for Celebrating Loyalty and Achievement for Staying in School, the Senior CLASS award focuses on the total student-athlete and encourages students to use their platform in athletics to make positive impact as leaders in their communities.

Poythress was the first Wildcat to earn recognition for the award since Darius Miller in 2012. He was also the only player from the Southeastern Conference among the 30 candidates.

Since his arrival on campus, Poythress has been a steady presence within the community. He's contributed to various activities such as the God's Pantry Food Drive and Samaritan's Feet. He is often a volunteer for stops at local children's hospitals as well as appearances at local elementary schools. Poythress has played kickball with elementary students, read to

them at various times and has even made guest appearances at camps in his hometown.

Along with his teammates, he has been involved in a Hurricane Sandy telethon, a clothing drive for the needy, various meet-and-greets during the holidays, as well as a presence at the annual pizza delivery during Big Blue Madness campouts. Furthermore, Poythress is a mainstay within the UK Basketball camps throughout the summer serving as a camp counselor for kids of all ages as well as for the John Calipari Fantasy Camp.

Poythress graduated in just three years with a degree in business marketing. He earned a 3.517 undergraduate GPA and is now pursuing a master's of science in kinesiology and health promotion with an emphasis on sport leadership. He finished his first semester of grad school with a 4.0 GPA.

### Still Big, Still Dominant on the Glass

Though Kentucky isn't quite as big and as long as it was last season, the Wildcats are still one of the tallest teams in the country and one of the best on the boards. The Wildcats rank first in the Southeastern Conference in rebounds allowed per game (33.7) and second in rebound margin (plus-5.2) and offensive rebound percentage (.377).

Against NJIT, Kentucky grabbed 31 more rebounds than the Highlanders, the best mark of the John Calipari era. The 54 total rebounds ranked as the fourth most of the Coach Cal era, and the 22 offensive rebounds tied for the fourth most in Calipari's seven seasons.

The battle of the boards has proven to be an important factor for the Wildcats, as they are 19-2 when they outrebound their opponent.

### Consistently Good

When you're everyone's Super Bowl, it's hard to stay at the top, but the Wildcats are doing exactly that under John Calipari. Before falling out of the top five on Dec. 21, UK had been ranked in the top five of the Associated Press Top 25 for 24 consecutive weeks, the longest such streak since going 30 straight weeks in the top five from 1953-55.

### Three is Better Than Two

UK is tied with UNLV for the nation's longest active streak of consecutive games with a made 3-pointer, knocking down at least one from long range in 974 consecutive games. The Cats' last game without a made 3-pointer came against Seton Hall on Nov. 26, 1988 a "three-point" loss in the Great Alaska Shootout.

### Lee Makes SEC Community Service Team

Junior Marcus Lee was tabbed to the Allstate Good Works Team by the National Association of Basketball Coaches and just recently the Southeastern Conference Community Service Team. It's the second straight season he's made the SEC Community Service Team.

- Lee has contributed more than 100 hours of community service while at UK
- He is a 2015 SEC Community Service Team member
- UK's SAAC treasurer
- Worked with various organizations such as God's Pantry, Salvation Army and Samaritan's Feet
- Lee was recently chosen as the male student-athlete to represent the Southeastern Conference at the 2016 NCAA Leadership Forum April 7-10 in Phoenix. Only two athletes from one of the 14 schools comprising the league can be selected. Lee will be joined by women's soccer player Michele Christy from Tennessee

### From Wildcats to NBA All-Stars

Further proving the notion that the Kentucky men's basketball program helps prepare its players for the NBA better than any other school, three former Wildcats -- DeMarcus Cousins, Anthony Davis, and John Wall -- were selected for the 2016 NBA All-Star Game as reserves. No college had more than two representatives in the NBA All-Star Game.

Davis led the West All-Stars to a 196-173 win with 24 points on 12-of-13 shooting and six rebounds. Wall added 22 points on 10-of-14 shooting with three assists, while Cousins posted 11 points on a perfect 5-of-5 night from the floor.

It was the third All-Star appearances for Davis and Wall, while Cousins will made his second straight appearance.

Rookie Karl-Anthony Towns won the Skills Challenge in thrilling fashion, defeating fellow Wildcats Davis and Cousins. Towns became the first frontcourt player to win the challenge. Meanwhile Devin Booker finished in third place in the Three-Point Contest behind arguably the NBA's two best 3-point shooters in Steph Curry and Klay Thompson.

Booker was one of the stars of the Rising Stars Challenge, which pits 10 of the best first- and second-year NBA players from the United States against 10 first- and second-year NBA players

## COMPARING THE CALIPARI ERA

A look at UK's statistics through 35 games throughout the John Calipari era ...

Year	FG%	Opp. FG%	3-Pt. FG%	FT%	RPG	Assists	TOS.	Blocks	Steals	Points	PPG	Record
2015-16	.480	.395	.369	.688	38.9	504	386	207	200	2,794	79.8	27-8
2014-15	.468	.353	.349	.722	38.5	515	374	239	230	2,626	75.0	35-0
2013-14	.449	.402	.324	.682	41.1	399	430	219	166	2,637	75.3	25-10
2012-13*	.475	.392	.346	.642	37.8	441	430	217	185	2,396	72.6	21-12
2011-12	.485	.369	.370	.720	39.1	464	398	308	217	2,688	76.8	33-2
2010-11	.462	.393	.396	.715	37.6	443	371	220	187	2,652	75.8	27-8
2009-10	.480	.380	.347	.679	41.4	527	507	257	255	2,794	79.8	33-2

*\*season ended at 33 games*

## 2015-16 SEASON NOTES

from around the world. Booker scored 23 points behind five 3-pointers. Towns posted 18 points, seven rebounds and four assists, and Trey Lyles added two points and two rebounds. Nerlens Noel was chosen for the game but could not play due to injury.

### Wynyard Joins Wildcats

With the 2015 fall semester complete, 2016 fall signee Tai Wynyard has enrolled at Kentucky a semester early and joined the Wildcats. He was eligible for UK's game against Ohio State.

Wynard, a 6-foot-10, 255-pound forward, graduated from his hometown school in Auckland, New Zealand. He was the youngest player to make the New Zealand National Team when he made the club at 16 years old.

The burly forward was named the most valuable player of the FIBA 3-on-3 World Championships after leading New Zealand to the gold medal. He was also a part of the World Select Team that edged the USA Junior National Select Team at the 2015 Nike Hoop Summit.

It has not been decided if Wynard will redshirt for the spring semester or if he will suit up for the Wildcats this season.

### National Attention

Kentucky basketball always garners the eyes of the country as UK routinely draws some of the highest national rating numbers on TV for college basketball games. Of course, this season is no different.

UK's game against Duke in the Champions Classic was WatchESPN's most-watched college basketball game ever. Additionally, the game averaged 3,120,000 viewers, the second-most watched Champions Classic game during the event's history. The Wildcats' game vs. Kansas on Jan. 30 was the largest in the history of the Big/SEC 12 Challenge. The game drew 2,984,000 total viewers.

### Five Double-Doubles

Five different Wildcats have tallied a double-double this season. It's the first time five different players have logged a double-double in the same season since since 2000-01, when Keith Bogans, Marquis Estill, Gerald Fitch, Jason Parker and Tayshaun Prince turned the trick.

Guards Isaiah Briscoe and Tyler Ulis have both earned double-doubles via points and rebounds. Ulis has also notched double-doubles with points and assists. He's the first player since John Wall to have two variations of a double-double in the same season.

Marcus Lee and Derek Willis have both logged their first career double-doubles this season, while Alex Poythress has notched four during his senior season after entering the year with two career double-doubles.

### Forever Young

Kentucky began the 2015-16 season with two veterans in the starting lineup in junior Marcus Lee and sophomore Tyler Ulis. However, Kentucky once again checks in as one of the youngest teams in terms of experience, according to kenpom.com. UK ranks No. 340 out of 351 in terms of experience per minute and the third youngest among Power Five schools.

### From the Hunted to the Hunter

As the winningest program in Division I college basketball and eight-time national champions, Kentucky is used to having a target on its back. However, the Wildcats are pretty good at playing the role of the hunted as well.

UK's victory over Duke marked the 11th NCAA defending national champion the Wildcats have defeated in school history.

- Holy Cross (3/20/1948)
- La Salle (12/22/1954)
- Indiana (12/6/1976)
- Indiana (12/8/1981)
- Louisville (12/27/1986)
- Indiana (12/5/1987)
- Arkansas (3/12/1995)
- Florida (3/9/2008)
- North Carolina (12/5/2009)
- Louisville (12/28/2013, 3/28/2014)
- Duke (11/17/2015)

### Best in the Bluegrass

Kentucky has been dominant against teams in the state under John Calipari. UK is 14-1

against in-state foes with Calipari at the helm, including 8-1 vs. Louisville. Two of the victories over the Cardinals came in postseason play. UK has won four straight in the series and all four meetings in Rupp Arena.

Here's a list of the meetings between the state's two premier programs since Coach Cal took over at Kentucky:

- Jan. 2, 2010 - UK won 71-62 at Rupp Arena
- Dec. 31, 2010 - UK won 78-63 at KFC YUM! Center
- Dec. 31, 2011 - UK won 69-62 at Rupp Arena
- March 31, 2012 - UK won 69-61 at the Superdome (NCAA Final Four in New Orleans)
- Dec. 29, 2012 - Louisville won 80-77 at KFC YUM! Center
- Dec. 28, 2013 - UK won 73-66 at Rupp Arena
- March 28, 2014 - UK won 74-69 at Lucas Oil Stadium (NCAA Sweet 16 in Indianapolis)
- Dec. 27, 2014 - UK won 58-50 at KFC YUM! Center
- Dec. 26, 2015 - UK won 75-73 at Rupp Arena

### Wildcats Faced Tough Nonconference Slate

Conference play, of course, signals the end of nonconference play. UK's 14-game non-conference schedule featured 10 games against teams who advanced to the postseason in 2014-15. That list included national champion Duke in the third game of the season at the Champions Classic in the United Center in Chicago, which UK won.

In addition to Duke and Kansas, the Wildcats took on powerhouses such as UCLA, Ohio State and the annual rivalry game with Louisville. Following UK's game with Kansas, at which point most teams have completed their nonconference schedule, the Wildcats' nonconference schedule ranked 25th in the country.

### Kentucky Signs Super Six in 2016 Class

The Kentucky men's basketball program has put together one of the strongest recruiting classes of all time, signing six of the nation's top players during the early fall signing period. Highly rated prospects Edrice "Bam" Adebayo, De'Aaron Fox, Wenyen Gabriel, Sacha Killeya-Jones, Malik Monk and Tai Wynyard have all signed with UK.

All six players are consensus four- or five-star prospects, and four are ranked in the top 10 by the major national recruiting services. In a class stocked full of highly regarded players, national analysts are already calling this the nation's top signing haul for 2016.

In every season in the Calipari era, the Wildcats have signed either the nation's No. 1 or No. 2 recruiting class. UK looks to continue that streak with the latest additions of Adebayo, Fox, Gabriel, Killeya-Jones, Monk and Wynyard.

Adebayo, Fox and Monk have all been selected to the McDonald's All-America and Jordan Brand Classic Games. Killeya-Jones will join the trio at the McDonald's All-America game.

- Edrice "Bam" Adebayo, F, 6-9, 230 - ranked as high as No. 6 overall by Rivals and ESPN
- De'Aaron Fox, G, 6-3, 170 - ranked as high as No. 2 overall by 247Sports
- Wenyen Gabriel, F, 6-9, 200 - ranked as high as No. 10 overall by Scout
- Sacha Killeya-Jones, F, 6-10, 207 - ranked as high as No. 16 by 247Sports
- Malik Monk, G, 6-3, 185 - ranked as high as No. 5 overall by 247Sports and ESPN
- Tai Wynyard, F, 6-9, 230

### Decorated Kentucky Signees

Kentucky's 2016 signees are more than living up to their national rankings as their 2016 high school seasons come to a close. Among the awards and honors the class has already collected:

- Edrice "Bam" Adebayo - McDonald's All-American Games Morgan Wooten Player of the Year finalist, Naismith All-America Second Team, North Carolina Gatorade Player of the Year
- De'Aaron Fox - Naismith High School Player of the Year finalist, Naismith All-America First Team, Texas Gatorade Player of the Year
- Wenyen Gabriel - Naismith All-America Third Team
- Malik Monk - McDonald's All-American Games Morgan Wooten Player of the Year finalist, Naismith All-America Second Team, Arkansas Gatorade Player of the Year

### Future Wildcats Selected for McDonald's, Jordan Games

Kentucky's top-ranked recruiting class will be well represented during the 2016 McDonald's All-American Game in March with the selections of Edrice "Bam" Adebayo, De'Aaron Fox, Sacha Killeya-Jones and Malik Monk.

Adebayo, Fox and Killeya-Jones will suit up for the East team while Fox will play for the West. Kentucky's two other signees in the 2016 class, Wenyen Gabriel (fifth-year senior) and Tai Wynyard (already enrolled at Kentucky), were not eligible for the game, which will take place March 30 at 9

## RECORD CHASERS SINGLE-SEASON CHARTS

### Single-Season 3-Pointers Made

Player	Total 3s	Avg. Per Game	Total Games
Jodie Meeks (2008-09)	117	3.25	36
<b>Jamal Murray (2015-16)</b>	<b>112</b>	<b>3.20</b>	<b>35</b>
Travis Ford (1992-93)	101	2.97	34
Derrick Miller (1989-90)	99	3.54	28
Tony Delk (1993-94)	95	2.79	34
Tony Delk (1995-96)	93	2.58	36
Brandon Knight (2010-11)	87	2.29	38
Patrick Sparks (2004-15)	82	2.41	34

### Single-Season Assists

Player	Total Assts.	Avg. Per Game	Total Games
<b>Tyler Ulis (2015-16)</b>	<b>243</b>	<b>7.15</b>	<b>34</b>
John Wall (2009-10)	241	6.51	37
Roger Harden (1985-86)	232	6.44	36
Travis Ford (1993-94)	193	5.85	33
Anthony Epps (1996-97)	193	4.83	40
Marquis Teague (2011-12)	191	4.78	40
Dirk Minniefield (1981-82)	188	6.27	30
Dirk Minniefield (1982-83)	181	5.84	31

## 2015-16 SEASON NOTES

p.m. ET at the United Center in Chicago. It will be televised on ESPN.

With the selections of Adebayo, Fox, Killea-Jones and Monk, UK has signed 25 players during the John Calipari era who have been named to the prestigious high school event, more than any other school in the country during that time period. Four players or more from each signing class have been tabbed McDonald's All-Americans during the Calipari era, including five in the 2013 class.

Kentucky has signed 57 McDonald's All-Americans since the team began in 1977, including current Wildcats Isaiah Briscoe (2015), Marcus Lee (2013), Alex Poythress (2012) and Tyler Ulis (2014).

Also, Adebayo, Fox and Monk were selected for the Jordan Brand Classic, which will be held April 15 at the Barclays Center in Brooklyn, N.Y. A total of 29 UK signees have been chosen for the Jordan Brand Classic during the Calipari era.

### Another Historic NBA Draft for UK

A record six Wildcats were selected in the 2015 NBA Draft in June, tying Kentucky's NBA record set in 2012. Also tying an NBA record, four Wildcats were selected in the NBA lottery (the opening 14 picks). Karl-Anthony Towns was selected No. 1 overall, the program's third No. 1 overall selection since 2010.

John Calipari has had 25 players selected in the NBA Draft since becoming UK's head coach. Nineteen players have gone in the first round, and he's had three players taken No. 1 overall.

Calipari has had two or more players selected in the NBA Draft in eight consecutive seasons dating back to his time as the head coach at Memphis. He has had at least one player selected in the top 10 of the draft in each of the last eight seasons. No other school has even a first rounder in eight straight seasons.

Though Aaron Harrison went undrafted, he was signed by the Charlotte Hornets in the summer and made the Hornets' opening-day roster.

- 1st - Karl-Anthony Towns (Minnesota Timberwolves)
- 6th - Willie Cauley-Stein (Sacramento Kings)
- 12th - Trey Lyles (Utah Jazz)
- 13th - Devin Booker (Phoenix Suns)
- 44th - Andrew Harrison (Memphis Grizzlies)
- 48th - Dakari Johnson (Oklahoma City Thunder)

### Three Former Cats Among Finalists for 2016 U.S. Olympic Team

Former Kentucky men's basketball stars DeMarcus Cousins, Anthony Davis and John Wall have been named finalists for the 2016 U.S. Olympic Men's Basketball Team by USA Basketball. The trio, all of whom played under current UK head coach John Calipari, are among 30 players vying for a spot on the final 12-man roster that will compete in Rio de Janeiro, Brazil in August.

The official 12-member team will be announced later this year. Also, the USA National Team's complete training schedule will be announced at a later date as well.

All three former Wildcats have prior USA Basketball experience.

### Conley Named 2016 SEC Legend

Larry Conley was honored at the Southeastern Conference Tournament in Nashville as a member of the 2016 Legends during halftime of UK's win over Alabama.

Conley was a key member of the 1965-66 "Rupp's Runts," one of the most beloved teams in Kentucky basketball history, Larry Conley helped lead the Wildcats to a 1966 national runner-up finish, a 27-2 record and an SEC championship. On a starting five that featured no player taller than 6-foot-5, Conley dished out a team-best 100 assists while averaging 11.5 points per game. Conley was named to the All-SEC First Team by the league's coaches in 1966 for his efforts and the All-SEC Third Team by the Associated Press.

Conley was also an All-SEC Third Team selection in 1964 and 1965, a two-time Academic All-SEC selection, and an Academic All-American during the 1963-64 season. A member of the University of Kentucky Athletics Hall of Fame, Conley went on to play a season in the American Basketball Association for the Kentucky Colonels before diving into a longtime and ongoing broadcasting career. He's called games for ESPN, NBC, CBS, ABC, Fox Sports and Raycom Sports.

### Kentucky's NBA Footprint Continues to Grow

The nation's most prolific NBA player-producing program once again leads the country with 21 players on an opening-day NBA roster. Of the 446 players in the NBA to start the 2015-16 season, approximately 4.7 percent played college basketball at Kentucky. The Wildcats bettered any other college program by two players as the NBA season opened.

Kentucky's NBA dominance was best represented in Phoenix and Sacramento, where a combined seven Wildcats started the 2015-16 season on the respective rosters. Eric Bledsoe, Devin Booker, Archie Goodwin and Brandon Knight were all part of the Phoenix Suns' opening-day roster, while former UK stars Willie Cauley-Stein, DeMarcus Cousins and Rajon Rondo started the year in Sacramento.

Two other franchises – the Charlotte Hornets (Aaron Harrison, Michael Kidd-Gilchrist) and the Minnesota Timberwolves (Tayshaun Prince, Karl-Anthony Towns) – opened the season with two Wildcats apiece.

### Success Rate Continues at 2015 Graduation

Four Wildcats -- Alex Poythress, Tod Lanter, Brian Long and Sam Malone -- all received their undergraduate degrees during the university's May 2015 commencement ceremonies, continuing the remarkable Success Rate under Calipari.

All 14 players who have been eligible to graduate by the end of their senior years in the Calipari era have received their degrees, including three players (Poythress, Patrick Patterson and Jarrod Polson) who completed their undergraduate degrees in three years.

Additionally, the team received an academic award in May for its Academic Progress Rate score. The Wildcats placed in the top 10 percent of Division I men's basketball schools. The APR provides a real-time look at a team's academic success by the progress of each student-athlete on scholarship.

### Calipari, Dampier Enshrined in Naismith HOF

Kentucky Wildcats John Calipari and Louie Dampier were enshrined in the Naismith Memorial Basketball Hall of Fame in September. The fraternity of basketball legends is considered to be one of the ultimate honors in the sport.

Calipari and Dampier were two of 11 basketball legends in the Class of 2015 and the ninth and 10th UK representatives, respectively, to join basketball's fraternity of legends.

### A Winning Institution

Both the UK men's and women's basketball teams have posted a seventh straight 20-win season in 2015-16. Kentucky is currently one of just three institutions (UK, BYU and Duke) in the NCAA that have seen both their men's and women's basketball programs tally 20 or more wins in seven consecutive seasons. UK's men's team has 27 total wins, while the women have won 23 (through March 17).

## 2015-16 LINEUP COMPARISON

A breakdown of Kentucky's most used lineups, including a breakdown of each lineup's +/- statistics:

Most Frequent Lineups	Total Minutes	Points For	Points Against	+/-	+/- per 40 min.
Lee, Ulis, Murray, Poythress, Briscoe	157:58	310	240	+70	+17.73
Lee, Ulis, Murray, Willis, Briscoe	127:15	300	219	+81	+25.46
Labissiere, Ulis, Murray, Poythress, Briscoe	117:41	238	194	+44	+14.96
Lee, Labissiere, Ulis, Murray, Briscoe	99:04	203	155	+48	+19.38
Ulis, Murray, Poythress, Willis, Briscoe	98:14	229	181	+48	+19.55
Labissiere, Ulis, Murray, Willis, Briscoe	59:38	110	99	+11	+7.38
Lee, Ulis, Murray, Humphries, Briscoe	45:28	87	77	+10	+8.80
Lee, Ulis, Matthews, Murray, Poythress	29:21	52	34	+18	+24.53

## UK'S RECORD WHEN

KENTUCKY RECORD	ALL	SEC
Leading at halftime:	24-5	13-4
Tied at the half:	1-0	0-0
Trailing at halftime:	2-3	0-1
Shoot 50% or higher:	17-2	9-1
Shoot less than 50%:	10-6	4-4
Shoot higher % than opp.:	26-3	12-2
Shoot lower % than opp.:	1-5	1-3
Opp. shoot worse than 50%:	26-7	12-5
Opp. shoot 50% or higher:	1-1	1-0
Score less than 60 points:	0-0	0-0
Score 60-69 points:	0-3	0-2
Score 70-79 points:	9-4	3-3
Score 80-89 points:	16-1	9-0
Score 90-99 points:	2-0	1-0
Score 100+ points:	0-0	0-0
Opp. score less than 60 pts.:	8-0	4-0
Opp. score 60-69 pts.:	12-0	5-0
Opp. score 70-79 pts.:	6-4	4-3
Opp. score 80-89 points:	1-3	0-2
Opp. score 90-99 points:	0-1	0-0
Opp. score 100+ points:	0-0	0-0
Outrebounded opponent:	19-2	10-1
Outrebounded by opponent:	5-6	2-4
Equal number of rebounds:	3-0	1-0
Fewer turnovers than opp.:	17-3	9-2
Same turnovers as opp.:	5-1	1-1
More turnovers than opp.:	5-4	3-2
Make 8 or more 3-pointers:	10-3	6-1
Make 7 or fewer 3-pointers:	17-5	7-4
Games decided by 5 or fewer:	2-2	0-2
Overtime games:	1-2	0-1
On CBS:	4-2	2-1
On ESPN/ESPN2/ESPNU:	15-6	8-4
On Fox Sports1:	0-0	0-0
On SEC Network/(+):	8-0	3-0
On ABC:	0-0	0-0
On FSN:	0-0	0-0
On CSS:	0-0	0-0
vs. SEC at Home:	9-0	9-0
vs. SEC on Road:	4-5	4-5
Games vs. AP ranked opp.:	3-1	0-0
Games following a loss:	7-1	5-1
Games following a win:	19-7	8-4
More points in the paint:	18-3	7-2
Fewer/Same points in the paint:	9-5	6-3
More bench points than opp.:	18-2	6-1
Fewer or same bench pts.:	9-6	7-4
More 2nd-chance points:	18-2	11-2
Fewer or same 2nd chance pts.:	9-6	2-3
More or same points off TOs:	24-2	11-1
Fewer points off TOs:	3-6	2-4
On Monday:	1-0	0-0
On Tuesday:	6-2	4-2
On Wednesday:	2-0	1-0
On Thursday:	3-1	2-0
On Friday:	4-0	0-0
On Saturday:	10-5	6-3
On Sunday:	1-0	0-0
In November:	7-0	0-0
In December:	3-2	0-0
In January:	6-3	6-2
In February:	5-3	5-3
In March:	6-0	2-0
In April:	0-0	0-0

## WIN/LOSS MARGIN

MARGIN	W	L
1		
2	1	1
3		
4		
5	1	1
6	1	1
7		2
8		
9	1	
10	1	1
11-15	7	1
16-20	5	1
21+	10	

## MISCELLANEOUS STATS

Times Led					Games With									
Player	Pts.	Rebs.	Assts.	Stls.	Blks.	10+ Pts	20+ Pts	10+ Rebs	3+Assts	3+Blks	3+Stls	3+ 3's	Dunks	Dbl-Dbls(Career)
00-Lee	-	13	-	4	17	10	-	8	1	8	-	-	51	4 (4)
1-Labissiere	2	1	-	3	12	10	1	-	-	9	-	-	27	-
3-Ulis	12	-	29	19	1	29	14	1	32	-	6	5	-	8 (8)
4-Matthews	-	-	-	4	-	1	-	-	-	-	-	-	3	-
10-David	-	-	-	-	-	-	-	-	-	-	-	-	-	-
11-Mulder	-	1	-	-	-	-	-	-	-	-	-	-	-	-
13-Briscoe	2	7	7	9	1	19	1	3	20	-	2	-	1	2 (2)
14-Wynyard	-	-	-	-	-	-	-	-	-	-	-	-	-	-
15-Humphries	-	2	-	2	4	-	-	1	-	1	-	-	-	-
22-Poythress	2	8	-	2	5	15	3	4	-	2	-	1	33	4 (6)
23-Murray	17	3	2	11	2	34	18	-	11	-	4	20	10	-
24-Floreal	-	-	-	-	-	-	-	-	-	-	-	-	-	-
25-Hawkins	-	-	-	2	-	1	-	-	-	-	-	1	1	-
35-Willis	-	8	-	3	4	10	1	2	1	2	1	6	10	2 (2)

## STARTING LINEUPS

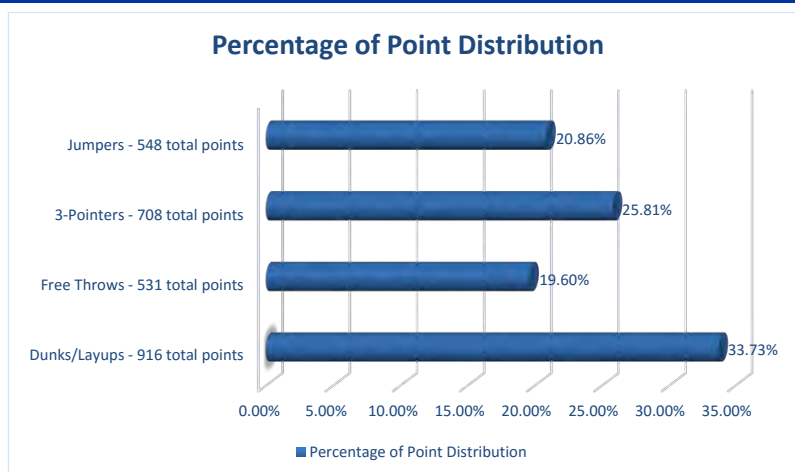
Record	Guard	Guard	Guard	Forward	Forward
8-1	Ulis	Murray	Briscoe	Poythress	Labissiere
4-1	Ulis	Murray	Briscoe	Willis	Lee
4-1	Ulis	Murray	Briscoe	Lee	Labissiere
3-3	Ulis	Murray	Briscoe	Poythress	Lee
3-2	Ulis	Murray	Briscoe	Willis	Poythress
1-0	Ulis	Murray	Briscoe	Lee	Humphries
1-0	Ulis	Murray	Matthews	Lee	Labissiere
1-0	Ulis	Murray	Willis	Lee	Labissiere
1-0	Briscoe	Murray	Matthews	Poythress	Labissiere
1-0	Ulis	Murray	Matthews	Poythress	Lee

## TRACKING THE CATS

Player	Games With			Total
	Charges Drawn	UK's First Sub	Traditional 3-Point Plays	Clutch FT-FTA (Last 5:00/OT)*
00-Lee	4	15	4	0-1 (.000)
1-Labissiere	-	9	1	1-2 (.500)
3-Ulis	4	-	7	9-11 (.818)
4-Matthews	-	6	1	0-2 (.000)
10-David	-	-	-	0-0 (.000)
11-Mulder	-	-	-	0-0 (.000)
13-Briscoe	3	2	4	2-7 (.286)
14-Wynyard	-	-	-	0-0 (.000)
15-Humphries	-	3	1	2-2 (1.000)
22-Poythress	1	5	6	7-10 (.700)
23-Murray	2	-	11	12-17 (.706)
24-Floreal	-	-	-	0-0 (.000)
25-Hawkins	1	1	1	6-6 (1.000)
35-Willis	1	3	-	7-8 (.875)

\*single-digit game with 5:00 to play

## HOW THE CATS ARE SCORING



### TEAM'S FAST FACTS

- Shooting Percentage: .480
- Avg. Assists Per Game: 14.4
- Points off Turnovers Avg.: 14.8
- Second-Chance Points Avg.: 14.5
- Points in the Paint Avg.: 33.8
- Fast Break Points Avg.: 7.9
- Bench Points Avg.: 15.1
- Points Per Possession Avg.: 1.162
- Avg. Time of Possession: 17.8

### HOW UK SCORED ITS FIRST POINTS

PLAYER	DUNK/LAYUP	JUMPER	3PT	FT
00-Lee	2	1		
1-Labissiere		2		
3-Ulis		4		2
4-Matthews	1			
10-David				
11-Mulder				
13-Briscoe	1	2		1
14-Wynyard				
15-Humphries				
22-Poythress	4	1		2
23-Murray	5	2	3	
24-Floreal				
25-Hawkins				
35-Willis				2

## GAME-BY-GAME LEADERS

Date	Opponent	Result	Points	Rebounds	Blocks	Steals	Assists
11/2	Ottawa #	W, 117-58	Murray - 22 <sup>^</sup>	Murray - 12 <sup>^</sup>	Three with 2 <sup>^</sup>	Murray - 3 <sup>^</sup>	Ulis - 10 <sup>^</sup>
11/6	Kentucky State #	W, 111-58	Labissiere - 22 <sup>^</sup>	Lee - 11 <sup>^</sup>	Poythress - 4 <sup>^</sup>	Two with 3 <sup>^</sup>	Willis - 5 <sup>^</sup>
11/13	Albany	W, 78-65	Murray - 19 <sup>^</sup>	Lee - 8 <sup>^</sup>	Labissiere - 4 <sup>^</sup>	Murray - 3	Murray - 8 <sup>^</sup>
11/14	NJIT	W, 87-57	Labissiere - 26 <sup>^</sup>	Briscoe - 12 <sup>^</sup>	Lee - 3 <sup>^</sup>	Briscoe - 2	Ulis - 5 <sup>^</sup>
11/17	vs. #5/4 Duke <sup>1</sup>	W, 74-63	Ulis - 18 <sup>^</sup>	Lee - 10	Two with 2	Murray - 4 <sup>^</sup>	Ulis - 6 <sup>^</sup>
11/20	Wright State	W, 78-63	Ulis - 21 <sup>^</sup>	Poythress - 10 <sup>^</sup>	Labissiere - 1 <sup>^</sup>	Ulis - 2 <sup>^</sup>	Ulis - 5 <sup>^</sup>
11/24	Boston	W, 82-52	Labissiere - 16 <sup>^</sup>	Poythress - 10 <sup>^</sup>	Labissiere - 3 <sup>^</sup>	Two with 3 <sup>^</sup>	Ulis - 6 <sup>^</sup>
11/27	vs. South Florida <sup>2</sup>	W, 84-63	Murray - 21 <sup>^</sup>	Two with 6	Labissiere - 3 <sup>^</sup>	Two with 2 <sup>^</sup>	Briscoe - 7 <sup>^</sup>
11/30	Illinois State	W, 75-63	Briscoe - 18	Lee - 12 <sup>^</sup>	Two with 2 <sup>^</sup>	Matthews - 2 <sup>^</sup>	Briscoe - 3 <sup>^</sup>
12/3	at UCLA	L, 87-77	Briscoe - 20	Two with 6	Labissiere - 2 <sup>^</sup>	Two with 2 <sup>^</sup>	Ulis - 9 <sup>^</sup>
12/9	Eastern Kentucky	W, 88-67	Poythress - 21 <sup>^</sup>	Poythress - 13 <sup>^</sup>	Lee - 5 <sup>^</sup>	Briscoe - 2 <sup>^</sup>	Ulis - 8 <sup>^</sup>
12/12	Arizona State	W, 72-58	Murray - 17 <sup>^</sup>	Lee - 7 <sup>^</sup>	Lee - 5 <sup>^</sup>	Briscoe - 2 <sup>^</sup>	Ulis - 5 <sup>^</sup>
12/19	vs. Ohio State <sup>3</sup>	L, 74-67	Murray - 33 <sup>^</sup>	Lee - 9	Two with 2	Lee - 2	Briscoe - 7 <sup>^</sup>
12/26	Louisville	W, 75-73	Ulis - 21	Lee - 7	Poythress - 3 <sup>^</sup>	Four with 1	Ulis - 8 <sup>^</sup>
1/2	Ole Miss	W, 83-61	Ulis - 20	Poythress - 9 <sup>^</sup>	Lee - 2 <sup>^</sup>	Ulis - 6 <sup>^</sup>	Ulis - 10 <sup>^</sup>
1/5	at LSU	L, 85-67	Ulis - 23 <sup>^</sup>	Mulder - 8	Briscoe - 1	Three with 1	Ulis - 6
1/9	at Alabama	W, 77-61	Poythress - 25 <sup>^</sup>	Lee - 11 <sup>^</sup>	Four with 1	Two with 1	Ulis - 8 <sup>^</sup>
1/12	Mississippi State	W, 80-74	Murray - 22 <sup>^</sup>	Lee - 9 <sup>^</sup>	Lee - 2 <sup>^</sup>	Ulis - 2 <sup>^</sup>	Two with 5 <sup>^</sup>
1/16	at Auburn	L, 75-70	Murray - 20	Willis - 12 <sup>^</sup>	Poythress - 3	Murray - 3 <sup>^</sup>	Ulis - 8 <sup>^</sup>
1/21	at Arkansas	W, 80-66	Ulis - 24 <sup>^</sup>	Three with 7 <sup>^</sup>	Willis - 4 <sup>^</sup>	Five with 1 <sup>^</sup>	Ulis - 5 <sup>^</sup>
1/23	Vanderbilt	W, 76-57	Ulis - 21 <sup>^</sup>	Willis - 9 <sup>^</sup>	Three with 1	Murray - 3 <sup>^</sup>	Ulis - 5 <sup>^</sup>
1/27	Missouri	W, 88-54	Ulis - 20 <sup>^</sup>	Willis - 12 <sup>^</sup>	Labissiere - 5 <sup>^</sup>	Two with 2 <sup>^</sup>	Ulis - 8 <sup>^</sup>
1/30	at Kansas	L, 90-84 (OT)	Ulis - 26	Poythress - 8	Lee - 2 <sup>^</sup>	Two with 3 <sup>^</sup>	Ulis - 8 <sup>^</sup>
2/2	at Tennessee	L, 84-77	Murray - 21	Two with 8	Labissiere - 3 <sup>^</sup>	Ulis - 2 <sup>^</sup>	Two with 5 <sup>^</sup>
2/6	Florida	W, 80-61	Murray - 35 <sup>^</sup>	Three with 6	Two with 2 <sup>^</sup>	Ulis - 2 <sup>^</sup>	Ulis - 11 <sup>^</sup>
2/9	Georgia	W, 82-48	Murray - 24 <sup>^</sup>	Labissiere - 7	Humphries - 4 <sup>^</sup>	Ulis - 3 <sup>^</sup>	Ulis - 8 <sup>^</sup>
2/13	at South Carolina	W, 89-62	Ulis - 27 <sup>^</sup>	Lee - 13 <sup>^</sup>	Lee - 2	Ulis - 12 <sup>^</sup>	Ulis - 12 <sup>^</sup>
2/18	Tennessee	W, 80-70	Murray - 28 <sup>^</sup>	Briscoe - 10	Humphries - 2 <sup>^</sup>	Two with 1 <sup>^</sup>	Ulis - 9 <sup>^</sup>
2/20	at Texas A&M	L, 79-77 (OT)	Ulis - 22	Humphries - 12 <sup>^</sup>	Lee - 3 <sup>^</sup>	Three with 1	Ulis - 11 <sup>^</sup>
2/23	Alabama	W, 78-53	Murray - 23	Lee - 12 <sup>^</sup>	Murray - 2 <sup>^</sup>	Ulis - 3 <sup>^</sup>	Ulis - 10 <sup>^</sup>
2/27	at Vanderbilt	L, 74-62	Murray - 33 <sup>^</sup>	Murray - 9	Lee - 3 <sup>^</sup>	Two with 1 <sup>^</sup>	Ulis - 6 <sup>^</sup>
3/1	at Florida	W, 88-79	Murray - 21	Poythress - 10 <sup>^</sup>	Lee - 4 <sup>^</sup>	Three with 1	Ulis - 11 <sup>^</sup>
3/5	LSU	W, 94-77	Murray - 22	Lee - 10	Labissiere - 6 <sup>^</sup>	Briscoe - 2	Ulis - 14 <sup>^</sup>
3/11	vs. Alabama*	W, 85-69	Murray - 23 <sup>^</sup>	Poythress - 7 <sup>^</sup>	Poythress - 1 <sup>^</sup>	Two with 1 <sup>^</sup>	Briscoe - 6 <sup>^</sup>
3/12	vs. Georgia*	W, 93-80	Murray - 26 <sup>^</sup>	Two with 7	Willis - 4 <sup>^</sup>	Two with 2 <sup>^</sup>	Ulis - 5 <sup>^</sup>
3/13	vs. Texas A&M*	W, 82-77	Ulis - 30	Poythress - 6	Three with 2 <sup>^</sup>	Ulis - 3 <sup>^</sup>	Briscoe - 6 <sup>^</sup>
3/17	vs. Stony Brook <sup>^</sup>	W, 85-57	Murray - 19	Briscoe - 11	Labissiere - 6 <sup>^</sup>	Two with 2	Ulis - 7 <sup>^</sup>

<sup>^</sup> - Game Leader

<b>Times Led Points</b>	<b>Times Led Rebounds</b>	<b>Times Led Blocks</b>	<b>Times Led Steals</b>	<b>Times Led Assists</b>
-------------------------	---------------------------	-------------------------	-------------------------	--------------------------

Murray - 17	Lee - 13	Lee - 17	Ulis - 19	Ulis - 29
Ulis - 12	Poythress - 8	Labissiere - 12	Murray - 11	Briscoe - 7
Briscoe - 2	Willis - 8	Poythress - 5	Briscoe - 9	Murray - 1
Labissiere - 2	Briscoe - 7	Humphries - 4	Lee - 4	
Poythress - 2	Murray - 3	Willis - 4	Matthews - 4	
	Humphries - 2	Murray - 2	Labissiere - 3	
	Labissiere - 1	Briscoe - 1	Willis - 3	
	Mulder - 1	Ulis - 1	Hawkins - 2	
			Humphries - 2	
			Poythress - 2	

1 - Chicago (Champions Classic)  
 2 - Miami (Hoophall Miami Invitational)  
 3 - Brooklyn, N.Y. (CBS Sports Classic)  
 \* - SEC Tournament (Nashville, Tenn.)  
<sup>^</sup> - NCAA Tournament (Des Moines, Iowa)  
 # - exhibition contest





# THE LAST TIME ...

## INDIVIDUALS

**Scored 25 Points:** Tyler Ulis (30) vs. Texas A&M, 3/13/16

**Scored 30 Points:** Tyler Ulis (30) vs. Texas A&M, 3/13/16

**Scored 35 Points:** Jamal Murray (35) vs. Florida, 2/6/16

**Scored 40 Points:** Jodie Meeks (45) at Arkansas, 2/14/09

**Scored 45 Points:** Jodie Meeks (45) at Arkansas, 2/14/09

**Scored 50 Points:** Jodie Meeks (54) at Tennessee, 1/13/09

**Two Players Had 20 Points:** Jamal Murray (26), Tyler Ulis (25) vs. Georgia, 3/12/16

**Three Players Had 20 Points:** DeMarcus Cousins (27)/John Wall (21)/Patrick Patterson (20) vs. Sam Houston State, 11/19/09

**Two Players Had 30 Points:** Patrick Patterson (33) and Jodie Meeks (32) vs. Tennessee State, 12/22/08

**Scored 20 Points in Two Straight Games:** Tyler Ulis (2) 3/12/16 - 3/13/16

**Scored 20 Points in Three Straight Games:** Jamal Murray (12) 2/2/16 - 3/12/16

**Scored 20 Points in Four Straight Games:** Jamal Murray (12) 2/2/16 - 3/12/16

**Scored 20 points in Five Straight Games:** Jamal Murray (12) 2/2/16 - 3/12/16

**Scored 20 points in Six Straight games:** Jamal Murray (12) 2/2/16 - 3/12/16

**Scored 20 points in Seven Straight games:** Jamal Murray (12) 2/2/16 - 3/12/16

**Scored 20 points in Eight Straight games:** Jamal Murray (12) 2/2/16 - 3/12/16

**Scored 20 points in Nine Straight games:** Jamal Murray (12) 2/2/16 - 3/12/16

**Scored 20 points in 10 Straight games:** Jamal Murray (12) 2/2/16 - 3/12/16

**Scored 20 points in 11 Straight games:** Jamal Murray (12) 2/2/16 - 3/12/16

**Scored 20 points in 12 Straight games:** Jamal Murray (12) 2/2/16 - 3/12/16

**Scored 20 points in 15 Straight games:** Dan Issel (18) 12/1/69 - 2/7/70

**Scored 25 Points in Three Straight Games:** Tayshaun Prince (3) 3/11/ - 01-3/1701

**Scored 30 Points in Two Straight Games:** Jodie Meeks vs. Appalachian State (46) 12/20/08; vs. Tennessee State (32) 12/22/08

**Scored 30 Points in Three Straight Games:** Dan Issel (6) 2/14/70 - 3/2/70

**Scored in double figures in 10 straight Games:** Jamal Murray (33) 11/17/15 - 3/17/16, Tyler Ulis (20) 1/12/16 - 3/17/16

**Scored in double figures in 15 straight Games:** Jamal Murray (33) 11/17/15 - 3/17/16, Tyler Ulis (20) 1/12/16 - 3/17/16

**Scored in double figures in 20 straight Games:** Jamal Murray (33) 11/17/15 - 3/17/16, Tyler Ulis (20) 1/12/16 - 3/17/16

**Scored in double figures in 25 straight Games:** Jamal Murray (33) 11/17/15 - 3/17/16

**Scored in double figures in 30 straight Games:** Jamal Murray (33) 11/17/15 - 3/17/16

**Scored in double figures in 33 straight Games:** Jamal Murray (33) 11/17/15 - 3/17/16

**Five Players Scored in Double Figures:** Jamal Murray (19), Isaiah Briscoe (13), Skal Labissiere (12), Alex Poythress (12), Tyler Ulis (10) vs. Stony Brook, 3/17/16

**Six Players Scored in Double Figures:** Karl-Anthony Towns (19), Aaron Harrison (18), Dakari Johnson (13), Andrew Harrison (12), Devin Booker (11), Tyler Ulis (10) vs. Auburn, 2/21/15

**Seven Players Scored in Double Figures:** Randolph Morris (17), Kelenna Azubuike (15), Patrick Sparks (14), Chuck Hayes (12), Rajon Rondo (11), Ravi Moss (10) and Ramel Bradley (10) vs. Mississippi State 2/19/05

**Four Players with 15 or more points:** Julius Mays (24), Alex Poythress (21), Archie Goodwin (18), Ryan Harrow (15) vs. Missouri, 2/23/13

**Double-Double:** Isaiah Briscoe (13 points, 11 rebounds) vs. Stony Brook, 3/17/16

**Triple-Double:** Chris Mills (19 points, 10 rebounds, 10 assists) vs. Austin Peay, 12/27/88

**20-10 (Rebs) Game:** Alex Poythress (21 points, 13 rebounds) vs. Eastern Kentucky, 12/9/15

**20-10 (Assts) Game:** Tyler Ulis (22 points, 11 assists) at Texas A&M, 2/20/16

**20-15 Game:** Julius Randle (23 points, 15 rebounds) vs. UNC Asheville, 11/8/13

**30-10 Game:** Tayshaun Prince (33 points, 11 rebounds) vs. Tennessee State, 12/22/98

**Back-to-Back 20-10 Games:** Julius Randle (3) 11/8/13 - 11/10/13

**Three Straight 20-10 Games:** Julius Randle (3) 11/8/13 - 11/12/13

**Double-Double in Points and Rebs.:** Isaiah Briscoe (13 points, 11 rebounds) vs. Stony Brook, 3/17/16

**Double-Double in Points and Assists:** Tyler Ulis (14 points, 14 assists) vs. LSU, 3/5/16

**Double-Double in Points and Blocks:** Never  
**Double-Double in Points and Steals:** Never

**Double-double in two consecutive games:** Tyler Ulis (19 pts, 11 assts) at Florida, (3/5/16), (14 pts, 14 assts) vs. LSU, 3/5/16

**Double-double in three consecutive games:** - Julius Randle (19p, 15r) vs. Kansas State, 3/21/14; (13 p, 10 r), vs. Wichita State, 3/23/14; (15 p, 12 r), vs. Louisville, 3/28/14; (16 p, 11 r), vs. Michigan, 3/30/14

**Double-double in four consecutive game:** Julius Randle (19p, 15r) vs. Kansas State, 3/21/14; (13 p, 10 r), vs. Wichita State, 3/23/14; (15 p, 12 r), vs. Louisville, 3/28/14; (16 p, 11 r), vs. Michigan, 3/30/14

**Double-double in five consecutive game:** Julius Randle (14p, 10r) at Arkansas, (2/27/14); (10p, 15r) at South Carolina (3/1/14); (12 p, 11 r) vs. Alabama, (3/4/14); (16 p, 10 r) at Florida, (3/8/14); (17 p, 16 r) vs. LSU, (3/14/14); (12 p, 11 r) vs. Georgia, (3/15/14)

**Double-double in six consecutive games:** Julius Randle (14p, 10r) at Arkansas, (2/27/14); (10p, 15r) at South Carolina (3/1/14); (12 p, 11 r) vs. Alabama, (3/4/14); (16 p, 10 r) at Florida, (3/8/14); (17 p, 16 r) vs. LSU, (3/14/14); (12 p, 11 r) vs. Georgia, (3/15/14)

**Double-double in seven consecutive games:** Julius Randle (7) 11/18/13-11/27/13

**Double-double in 10 consecutive games:** Jim Andrews, 1972-73 season

**Two players record double-doubles:** Tyler Ulis (14 points, 14 assists), Marcus Lee (12 points, 10 rebounds) vs. LSU, 3/5/16

**Three players record double-doubles:** DeMarcus Cousins (19 pts, 14 rebs)/Patrick Patterson (19 pts, 10 rebs)/John Wall (18 pts, 10 rebs) at Mississippi State, 2/16/10

**Four players record double-doubles:** Jack Givens (30 pts, 13 rebs)/Kyle Macy (16 pts, 10 assts)/Mike Phillips (22 pts, 18 rebs)/Rick Robey (23 pts, 13 rebs) vs. Southern Methodist, 11/26/77

**Five players record double-doubles:** Never

**Made 12 FG in a game:** Jamal Murray (12) at Vanderbilt, 2/27/16

**Made 15 FG in a game:** Jodie Meeks (17) at Arkansas, 2/14/09

**Made 16 FG in a game:** Jodie Meeks (17) at Arkansas, 2/14/09

**Made 17 FG in a game:** Jodie Meeks (17) at Arkansas, 2/14/09

**Made 18 FG in a game:** Melvin Turpin (18) vs. Georgia, 3/8/84

**Made 19 FG in a game:** Dan Issel (19) vs. Alabama, 2/23/70

**Made 20 FG in a game:** Dan Issel (23) vs. Ole Miss, 2/7/70

**Made 21 FG in a game:** Dan Issel (23) vs. Ole Miss, 2/7/70

**Made 22 FG in a game:** Dan Issel (23) vs. Ole Miss, 2/7/70

**Made 23 FG in a game:** Dan Issel (23) vs. Ole Miss, 2/7/70

**Attempted 17 FG in a game:** Tyler Ulis (17) vs. Texas A&M, 3/13/16

**Attempted 18 FG in a game:** Jamal Murray (20) at Vanderbilt, 2/27/16

**Attempted 19 FG in a game:** Jamal Murray (20) at Vanderbilt, 2/27/16

**Attempted 20 FG in a game:** Jamal Murray (20) at Vanderbilt, 2/27/16

**Attempted 25 FG in a game:** Jodie Meeks (27) vs. VMI, 11/14/08

**Made 5 3-pointers in a game:** Jamal Murray (5) vs. Alabama (3/11/16)

**Made 6 3-pointers in a game:** Jamal Murray (6) at Vanderbilt (2/27/16)

**Made 7 3-pointers in a game:** Derek Willis (7) vs. Tennessee (2/18/16)

**Made 8 3-pointers in a game:** Jamal Murray (8) vs. Florida (2/6/16)

**Made 9 3-pointers in a game:** Jodie Meeks (10) at Tennessee, 1/13/09

**Made 10 3-pointers in a game:** Jodie Meeks (10) at Tennessee, 1/13/09

**Made 11 3-pointers in a game:** Never

**Attempted 10 3-pointers in a game:** Jamal Murray (10) vs. Texas A&M, 3/13/16

**Attempted 15 3-pointers in a game:** Jodie Meeks (15) at Tennessee, 1/13/09

**Attempted 16 3-pointers in a game:** Derrick Miller (16) vs. LSU 2/15/90

**Attempted 17 3-pointers in a game:** Derrick Miller (19) vs. Kansas 12/6/89

**Attempted 18 3-pointers in a game:** Derrick Miller (19) vs. Kansas 12/6/89

**Attempted 19 3-pointers in a game:** Derrick Miller (19) vs. Kansas 12/6/89

**Made a 3-pointer in 10 straight games:** Jamal Murray (35), 11/13/15 - 3/17/16, Derek Willis (17), 1/12/16 - 3/17/16

**Made a 3-pointer in 15 straight games:** Jamal Murray (35), 11/13/15 - 3/17/16, Derek Willis (17), 1/12/16 - 3/17/16

**Made a 3-pointer in 20 straight games:** Jamal Murray (35), 11/13/15 - 3/17/16

**Made a 3-pointer in 30 straight games:** Jamal Murray (35), 11/13/15 - 3/17/16

**Made two 3-pointers in 10 straight games:** Jamal Murray (17), 1/23/16 - 3/17/16

**Made three 3-pointers in 10 straight games:** Gerald Fitch (20) 1/14/03 - 3/23/03

**Made three 3-pointers in 15 straight games:** Gerald Fitch (20) 1/14/03 - 3/23/03

**Made three 3-pointers in 20 straight games:** Gerald Fitch (20) 1/14/03 - 3/23/03

**Made three 3-pointers in 25 straight games:** Keith Bogans (29) 3/14/02 - 2/26/03

**Made 8 FT in a game:** Derek Willis (8) vs. Georgia, 3/12/16

**Made 9 FT in a game:** Tyler Ulis (9) vs. Alabama, 2/23/16

**Made 10 FT in a game:** Tyler Ulis (12) at Tennessee, 2/2/16

**Made 11 FT in a game:** Tyler Ulis (12) at Tennessee, 2/2/16

**Made 12 FT in a game:** Tyler Ulis (12) at Tennessee, 2/2/16

**Made 13 FT in a game:** Tyler Ulis (14) at Arkansas, 1/21/16

**Made 14 FT in a game:** Tyler Ulis (14) at Arkansas, 1/21/16

**Made 15 FT in a game:** Rodrick Rhodes (16) vs. Ole Miss 1/18/95

**Made 16 FT in a game:** Rodrick Rhodes (16) vs. Ole Miss 1/18/95

**Made 17 FT in a game:** Dwight Anderson (18) vs. Mississippi State 2/12/79

**Made 18 FT in a game:** Dwight Anderson (18) vs. Mississippi State 2/12/79

**Attempted 10 FT in a game:** Jamal Murray (10) at Florida, 3/1/16

**Attempted 15 FT in a game:** Tyler Ulis (15) at Arkansas, 1/21/16

**Attempted 20 FT in a game:** Heshimu Evans (20) vs. Ole Miss 3/5/99

**15 Rebs:** Julius Randle (15) vs. Kansas State, 3/21/14

**16 Rebs:** Julius Randle (16) vs. LSU, 3/14/14

**20 Rebs:** Jared Prickett (20) vs. Arkansas 2/9/94

**25 Rebs:** Mike Phillips (28) vs. Tennessee 1/10/76

**30 Rebs:** Cotton Nash (30) vs. Ole Miss 2/8/64

**34 Rebs:** Bob Burrow (34) vs. Temple 12/10/55

**10+ Rebs in three consecutive games:** Julius Randle (4) 3/21/14 - 3/30/14

**10+ Rebs in four consecutive games:** Julius Randle (4) 3/21/14 - 3/30/14

**10+ Rebs in five consecutive games:** Julius Randle (10) 2/12/14 - 3/15/14

**10+ Rebs in six consecutive games:** Julius Randle (10) 2/12/14 - 3/15/14

**10+ Rebs in seven consecutive games:** Julius Randle (10) 2/12/14 - 3/15/14

**10+ Rebs in eight consecutive games:** Julius Randle (10) 2/12/14 - 3/15/14

**10+ Rebs in nine consecutive games:** Julius Randle (10) 2/12/14 - 3/15/14

**10+ Rebs in 10 consecutive games:** Julius Randle (10) 2/12/14 - 3/15/14

**Two players had 10 rebounds:** Derek Willis (12) and Tyler Ulis (10) at Auburn, 1/16/16

**Three players had 10 rebounds:** Michael Kidd-Gilchrist (19), Terrence Jones (11), Anthony Davis (10) vs. Louisville, 12/31/11

**6 Assists:** Tyler Ulis (7) vs. Stony Brook, 3/17/16

**7 Assists:** Tyler Ulis (7) vs. Stony Brook, 3/17/16

**8 Assists:** Tyler Ulis (14) vs. LSU, 3/5/16

**9 Assists:** Tyler Ulis (14) vs. LSU, 3/5/16

**10 Assists:** Tyler Ulis (14) vs. LSU, 3/5/16

**11 Assists:** Tyler Ulis (14) vs. LSU, 3/5/16

**12 Assists:** Tyler Ulis (14) vs. LSU, 3/5/16

**13 Assists:** Tyler Ulis (14) vs. LSU, 3/5/16

**14 Assists:** Tyler Ulis (14) vs. LSU, 3/5/16

**15 Assists:** John Wall (16) vs. Hartford, 12/29/09

**16 Assists:** John Wall (16) vs. Hartford, 12/29/09

**5+ Assists in Four Consecutive Games:** Tyler Ulis (24) 12/26/15 - 3/17/16

**8+ Assists in Two Consecutive Games:** Tyler Ulis (2) 3/1/16 - 3/5/16

**4 Blocks:** Skal Labissiere (6) vs. Stony Brook, 3/17/16

**5 Blocks:** Skal Labissiere (6) vs. Stony Brook, 3/17/16

**6 Blocks:** Skal Labissiere (6) vs. Stony Brook, 3/17/16

**7 Blocks:** Karl-Anthony Towns (7) vs. Vanderbilt, 1/20/15

**8 Blocks:** Willie Cauley-Stein (9) vs. Boise State, 12/10/13

**9 Blocks:** Willie Cauley-Stein (9) vs. Boise State, 12/10/13

**10 Blocks:** Nerlens Noel (12) at Ole Miss, 1/29/13

**11 Blocks:** Nerlens Noel (12) at Ole Miss, 1/29/13

**12 Blocks:** Nerlens Noel (12) at Ole Miss, 1/29/13

**4 Steals:** Isaiah Briscoe (4)/Tyler Ulis (6) vs. Ole Miss, 1/2/16

**5 Steals:** Tyler Ulis (6) vs. Ole Miss, 1/2/16

**6 Steals:** Tyler Ulis (6) vs. Ole Miss, 1/2/16

**7 Steals:** Rajon Rondo (8) vs. Mississippi State, 2/19/05

**8 Steals:** Rajon Rondo (8) vs. Mississippi State, 2/19/05

**Played every minute:** Tyler Ulis (45) vs. Texas A&M, 3/13/16

**Played 40+ minutes:** Tyler Ulis (45) vs. Texas A&M, 3/13/16

**Played more than 50 minutes:** Patrick Patterson (50) vs. Vanderbilt, 1/12/08

**Technical Foul:** Isaac Humphries at Texas A&M, 2/20/16

**Fouled Out:** Alex Poythress, vs. Texas A&M, 3/13/16

**Two Players Fouled Out:** Isaiah Briscoe and Alex Poythress, at Florida, 3/1/16

**Three Players Fouled Out:** Skal Labissiere, Marcus Lee, Alex Poythress, Derek Willis, at Kansas, 1/30/16

**Four Players Fouled Out:** Skal Labissiere, Marcus Lee, Alex Poythress, Derek Willis, at Kansas, 1/30/16

## TEAM

**Started four freshmen:** Isaiah Briscoe, Jamal Murray, Charles Matthews, Skal Labissiere vs. Illinois State, 11/30/15

**Started five freshmen:** Aaron Harrison, Andrew Harrison, Dakari Johnson, Julius Randle, James Young vs. Connecticut, 4/7/14

**Scored 90 or More Points:** 93 vs. Georgia, 3/12/16 (W, 92-80)

**Scored 90 or More Points (SEC Game):** 94 vs. LSU, 3/5/16 (W, 94-77)

**Scored 100 or More Points:** 110 vs. Auburn, 2/21/15 (W, 110-75)

**Scored 100 or More Points (SEC Game):** 110 vs. Auburn, 2/21/15 (W, 110-75)

**Scored 110 or More Points:** 110 vs. Auburn, 2/21/15 (W, 110-75)

**Scored 110 or More Points (SEC Game):** 110 vs. Auburn, 2/21/15 (W, 110-75)

**Scored 120 or More Points:** 120 vs. Vanderbilt, 2/7/96 (W, 120-81)

**Scored 120 or More Points (SEC Game):** 120 vs. Vanderbilt, 2/7/96 (W, 120-81)

**Scored 130 or More Points:** 143 vs. Georgia, 2/27/56 (W, 143-66)

**Scored 140 or More Points:** 143 vs. Georgia, 2/27/56 (W, 143-66)

**Scored 150 or More Points:** Never

**Scored Less than 50 Points:** 48 vs. Vanderbilt, 3/15/13 (L, 64-48)

**Allowed 90 or More Points:** 90 at Kansas, 1/30/16 (L, 90-84)

**Allowed 90 or More Points (SEC Game):** 90 by Georgia, 3/4/09 (L, 90-85)

**Allowed 100 or More Points:** 111 by VMI, 11/14/08 (L, 111-103)

**Allowed 100 or More Points (SEC Game):** 101 by Arkansas, 2/10/93 (L, 101-94)

**Allowed Less Than 50 Points:** 48 vs. Georgia, 2/9/16 (W, 82-48)

**Allowed Less Than 50 Points (SEC):** 48 vs. Georgia, 2/9/16 (W, 82-48)

**Shot 70% from the field:** .722 vs. Mississippi St., 2/15/86

**Shot 65% from the field:** .677 vs. LIU Brooklyn, 11/23/12

**Shot 30% or less from the field:** .281 at Texas A&M (1/10/15)

**Allowed 50% shooting:** .529 vs. Mississippi State, 1/12/16

**Allowed 60% shooting:** .640 by Florida, 3/4/07

**Allowed 20% or less shooting:** .197 by Montana State, 11/23/14 (12-61)

**Allowed 30% or less shooting:** .263 by Stony Brook, 3/17/16 (20-76)

**Held opponent to zero 3-pointers:** at Auburn, 1/19/13 (0-15)

**Shot 90% or Better from Free Throw Line:** 90.0 (9-10) vs. Wisconsin (4/4/15)

**Shot 100% from Free Throw Line:** 11-11 vs. Florida, 2/7/12

**Shot 50% or Less from Free Throw Line:** .435 (10-23) at Vanderbilt, 2/27/16

**Attempted 40 FT:** vs. Illinois State (46), 11/30/15

**Attempted five or less FT:** vs. South Carolina (4) 1/21/06

**Made 30 FT:** 30 vs. Auburn, 3/14/15 (30-35)

**Hit 10 3-pointers:** 10 vs. Texas A&M, 3/12/16 (10-24)

**Hit 11 3-pointers:** 13 vs. Alabama, 3/11/16 (13-22)

**Hit 12 3-pointers:** 13 vs. Alabama, 3/11/16 (13-22)

**Hit 13 3-pointers:** 13 vs. Alabama, 3/11/16 (13-22)

**Hit 14 3-pointers:** 15 vs. Georgia, 3/1/12 (15-27)

**Hit 15 3-pointers:** 15 vs. Georgia, 3/1/12 (15-27)

**Hit 16 3-pointers:** 16 vs. UNC-Asheville, 12/23/96 (16-33)

**Hit 17 3-pointers:** 20 vs. LSU, 3/4/95 (20-35)

**Hit 18 3-pointers:** 20 vs. LSU, 3/4/95 (20-35)

**Hit 19 3-pointers:** 20 vs. LSU, 3/4/95 (20-35)

**Hit 20 3-pointers:** 20 vs. LSU, 3/4/95 (20-35)

**Hit 21 3-pointers:** 21 vs. North Carolina, 12/27/89 (21-48)

**Hit 22 3-pointers:** Never

**Scored 100 Points in Two Consecutive Games:** 3/25/93-3/27/93

**Scored 100 Points in Three Consecutive Games:** 12/16/77-12/23/77

**Scored 100 Points in Consecutive SEC Games:** 2/27/56-3/3/56

**Won game by 50 points or more:** 58 vs. Montana State (W, 86-28) 11/23/14

**Won game by 60 points or more:** 62 vs. Vanderbilt (W, 106-44) 3/5/03

**Won game by 70 points or more:** 74 vs. Tennessee-Martin (W, 124-50) 11/26/94

**Lost game by 30 points or more:** 30 at Tennessee (L, 88-58) 2/16/13

**Lost game by 40 points or more:** 41 at Vanderbilt (L, 93-52) 2/12/08

**Lost game by 50 points or more:** 55 at Kansas (L, 150-95) 12/9/89

**Lost game by 60 points or more:** 70 vs. Central (L, 87-17) 1/28/1910

**Lost game by 70 points or more:** 70 vs. Central (L, 87-17) 1/28/1910

**Game decided by one point:** vs. Wisconsin, 4/5/14 (W, 74-73)

**Game decided by two points:** at Texas A&M, 2/20/16 (L, 79-77)

**Game decided by three points:** vs. Ole Miss, 1/6/15 (W, 89-86)

**Two consecutive games decided by one point:** vs. North Carolina (W, 73-72) 12/3/11 and at Indiana (L, 73-72) 12/10/11

**Three consecutive games decided by one point:** Never

**Two consecutive games decided by two points:** at Ole Miss (L, 71-69) 2/1/11 and Florida (L, 70-68) 2/5/11

**Came back from 18-point deficit for win:** W, 72-70 vs. Miami Univ. (11/16/09); Trailed 36-18 (7:04 in 1st)

**Came back from 19-point deficit for win:** W, 80-77 vs. Florida (3/2/94); Trailed 33-14 (7:00 in 1st)

**Came back from 20-point deficit for win:** W, 99-95 at LSU (2/15/94); Trailed 68-37 (15:34 in 2nd)

**Came back from 30-point deficit for win:** W, 99-95 at LSU (2/15/94); Trailed 68-37 (15:34 in 2nd)

**Came back from 31-point deficit for win:** W, 99-95 at LSU (2/15/94); Trailed 68-37 (15:34 in 2nd)

**Pulled down 50 rebounds:** 50 (18-32) vs. Eastern Kentucky, 12/9/15

**Pulled down 55 rebounds:** 56 (17-39) vs. Robert Morris, 11/17/13

**Pulled down 60 rebounds:** 62 (19-43) vs. Morehead State, 12/16/96

**Played an Overtime Game:** vs. Texas A&M, 3/13/16 (W, 82-77 OT)

**Won an Overtime Game:** vs. Texas A&M, 3/13/16 (W, 82-77 OT)

**Played an SEC Overtime Game:** at Texas A&M, 2/20/16 (L, 79-77 OT)

**Won an SEC Overtime Game:** at Texas A&M, 1/10/15 (W, 70-64 2OT)

**Lost an Overtime Game:** at Texas A&M, 2/20/16 (L, 79-77 OT)

**Lost an SEC Overtime Game:** at Texas A&M, 2/20/16 (L, 79-77 OT)

**Played an Overtime Game in SEC Tournament:** vs. Texas A&M, 3/13/16 (W, 82-77 OT)

**Won an Overtime Game in SEC Tournament:** vs. Texas A&M, 3/13/16 (W, 82-77 OT)

**Played Two Overtimes:** at Texas A&M, 1/10/15 (W, 70-64 2ot)

**Played Three Overtimes:** vs. Temple 12/7/57 (W, 85-83)

**Played Four Overtimes:** Never played four overtime game

**Played consecutive games that went to overtime:** 1/6/15 vs. Ole Miss (W, 89-86) and 1/10/15 at Texas A&M (70-64)

# RUPP ARENA

## Rupp Arena

### Year-by-Year Records

Season	W-L	Pct.	Start
2015-16	17-0	1.000	17-0
2014-15	19-0	1.000	19-0
2013-14	16-2	.889	14-0
2012-13	16-2	.889	3-0
2011-12	18-0	1.000	18-0
2010-11	15-0	1.000	15-0
2009-10	18-0	1.000	18-0
2008-09	12-6	.667	3-0
2007-08	14-4	.778	1-0
2006-07	14-2	.875	10-0
2005-06	10-5	.667	4-0
2004-05	14-1	.933	7-0
2003-04	11-2	.846	3-0
2002-03	12-1	.923	1-0
2001-02	12-3	.800	0-1
2000-01	11-1	.917	0-1
1999-2000	14-0	1.000	14-0
1998-99	12-1	.923	6-0
1997-98	9-3	.750	4-0
1996-97	12-1	.923	12-0
1995-96	13-0	1.000	13-0
1994-95	12-1	.923	2-0
1993-94	13-1	.929	11-0
1992-93	16-0	1.000	16-0
1991-92	15-2	.882	1-0
1990-91	13-0	1.000	13-0
1989-90	13-2	.867	5-0
1988-89	8-6	.571	0-1
1987-88	14-2	.875	8-0
1986-87	13-2	.867	5-0
1985-86	18-0	1.000	18-0
1984-85	11-3	.786	1-0
1983-84	16-0	1.000	16-0
1982-83	14-1	.933	8-0
1981-82	15-1	.938	15-0
1980-81	15-0	1.000	15-0
1979-80	12-3	.800	6-0
1978-79	11-4	.733	3-0
1977-78	16-0	1.000	16-0
1976-77	12-2	.857	4-0
<b>Total</b>	<b>546-64</b>	<b>.895</b>	

### Where the Coaches Rank by Wins

Coach	Years	Total	Record
Joe B. Hall	1976-85	9	122-14
<b>John Calipari</b>	<b>2009-Pres.</b>	<b>7th</b>	<b>119-4</b>
Tubby Smith	1997-2007	10	119-19
Rick Pitino	1989-97	8	107-7
Eddie Sutton	1985-89	4	53-10
Billy Gillispie	2007-09	2	26-10

### Cats Rock at Rupp

UK has won 202 of its last 229 home games, including a 54-game winning streak in the venerable arena to begin the John Calipari era. All-time, the Wildcats are 546-64 (.895) in Rupp Arena.

Among the most notable marks of dominance in the nation's toughest venue to play include:

- The Wildcats are 293-40 (.880) in regular-season SEC games in the building
- Kentucky set a new program home record of 19 wins in 2014-15
- UK is currently on a 37-game winning streak at Rupp Arena, dating back to 2013-14
- The Wildcats have gone undefeated at home in five of John Calipari's seven seasons, including the last two
- Overall, UK has posted a perfect mark in 13 of Rupp Arena's 40 seasons

### Calipari Owns Record in Rupp

With UK's 2011-12 season-opening victory over Marist, UK head coach John Calipari recorded his 34th consecutive win in Rupp Arena as UK's head coach. It broke former UK head coach Rick Pitino's longest streak of 33 games in the venue.

The winning streak reached as long as 54 games. Calipari didn't suffer his first loss in Rupp Arena until losing to Baylor in his fourth season. The 54-game run, however, was his longest career winning streak. He currently also owns the second-longest streak in the arena as the Cats have won 37 straight dating back to the 2013-14 season.

### Pack the House

Kentucky has led the nation in average home attendance in 17 of the last 20 seasons, including a Rupp Arena record of 24,110 in John Calipari's first season (2009-10) as head coach.

- Kentucky averaged 23,362 fans during the 2015-16 season
- UK has averaged 23,000 or more fans in six of Calipari's seven seasons

### The Top-Ranked Team at Home

Kentucky has lost just twice at home as the Associated Press top-ranked team in the history of the program and just once in Rupp Arena. Both losses came by just one point.

The Wildcats are 51-1 all-time as the AP No. 1 team in Rupp Arena since its opening in 1976. The lone loss was to Auburn, 53-52, on Jan. 9, 1988.

### Coach Cal in Rupp Arena

It's been downright difficult to beat the Wildcats at Rupp Arena during the John Calipari era. UK is 119-4 (.967) at Rupp Arena under Calipari.

- UK is 16-1 vs. ranked opponents in Rupp in the Calipari era
- The Wildcats are 103-3 (.972) vs. unranked teams in Rupp under Calipari
- UK is 62-1 (.984) at home vs. nonconference foes under Calipari. The only loss was against Baylor on Dec. 1, 2012
- Calipari notched his 100th career win at Rupp Arena as UK's coach with the Wildcats' 110-75 rout of Auburn on Feb. 21, 2014. It took Calipari just 104 games to reach the century mark at home, the fastest of any UK coach
- With 119 wins in Rupp Arena, Calipari trails only Joe B. Hall for most victories in the arena. Hall won 122 games

### All-Time Attendance Records in Rupp

No.	Att.	Opponent	Date	Result
1	24,479	Louisville	1/20/10	W, 71-62
2	24,468	N. Carolina	12/5/09	W, 68-66
3	24,465	Florida	2/10/07	L, 64-61
4	24,459	Florida	2/4/03	W, 70-55
5	24,432	Louisville	12/17/05	W, 73-61
6	24,428	Florida	3/7/15	W, 67-50
7	24,425	Florida	2/15/14	L, 69-59
8	24,416	Arkansas	2/28/15	W, 84-67
9	24,414	LSU	3/5/16	W, 94-77
10	24,412	Louisville	12/26/15	W, 75-73

### Attendance Records in Rupp 2015-16

No.	Att.	Opponent	Date	Result
1	24,414	LSU	3/5/16	W, 94-77
2	24,412	Louisville	12/26/15	W, 75-73
3	24,406	Florida	2/6/16	W, 80-61
4	24,399	Ole Miss	1/2/16	W, 83-61
5	24,274	Tennessee	2/18/16	W, 80-70

### Records vs. Most Faced Opponents in Rupp Arena Era (1976-Pres.)

Opponent	Times Played	Record	Cal Era
Tennessee	40	36-4	6-0
Florida	40	33-7	6-1
Vanderbilt	38	36-2	6-0
Georgia	38	34-4	6-0
Ole Miss	31	30-1	6-0
Alabama	30	25-5	5-0
LSU	30	25-5	4-0
Auburn	28	26-2	3-0
Miss. St.	28	26-2	4-0
S. Carolina	25	23-2	5-0
Louisville	18	14-4	4-0
Arkansas	14	11-3	3-1
E. Kentucky	10	10-0	2-0
Indiana	9	8-1	1-0
Morehead St.	8	8-0	2-0
N. Carolina	7	5-2	3-0
N. Dame	5	5-0	-
Tenn. Tech	5	5-0	-
Kansas	5	4-1	-

# HEAD COACH JOHN CALIPARI

## First-Ballot Hall of Famer

Kentucky men's basketball coach John Calipari joined basketball's fraternity of legends in September after being elected to the Naismith Memorial Basketball Hall of Fame on the first ballot.

Calipari joined an elite group of basketball players and coaches in the Naismith Hall of Fame, considered to be one of the ultimate honors in the sport.

Calipari and the Class of 2015, which included Dick Bevetta, Wildcat Louie Dampier, Lindsay Gaze, Tom Heinsohn, John Isaacs, Spencer Haywood, Lisa Leslie, Dikembe Mutombo, George Raveling and JoJo White, were enshrined during Hall of Fame festivities in Springfield, Mass., Sept. 10-11.

## Calipari in the NCAA Tournament

Head coach John Calipari is coaching in his 17th NCAA Tournament in 2016. Kentucky is 23-4 (.852) in tournament games under the direction of Calipari. He is 48-15 (.762) as a head coach in NCAA Tournament games.

Calipari-coached teams have appeared in four of the last five Final Fours and is the first such school to achieve that feat since Duke went to five straight Final Fours (1988, 89, 90, 91, 92). Calipari has led UK to four Final Fours in five years and leads the country with five Final Four appearances since 2008. He has advanced teams to six Final Fours in his on-court career, which is tied for the fifth most by a coach all-time.

Of Calipari's 15 eliminations in the NCAA Tournament, he has only lost twice to double-digit seeds. He's never lost to a team seeded lower than 10th. Including this tournament, he has not lost to a seed lower than No. 3 in 10 of his last 11 NCAA Tournaments. The one loss was in the 2014 national championship game.

## Calipari Wins 200th Career Game at UK in Record Time

With a thrilling 75-73 victory over rival Louisville, John Calipari captured his 200th career win at Kentucky faster than any coach in UK history -- and nearly faster than anyone has ever done it at any other school.

Calipari reached the 200-win plateau in his 240th career game at Kentucky. Rick Pitino, previously the fastest to 200 wins at UK prior to Calipari, didn't capture his 200th Wildcat win until his 249th game. The legendary Adolph Rupp reached 200 during his 250th game.

Not only did Calipari reach the 200-win mark in record pace at Kentucky, he also nearly set the all-time Division I mark. With the win over U of L, he became the second-fastest Division I men's basketball coach to reach 200 victories at a single school, behind only LIU-Brooklyn's Clair Bee, who achieved the feat in 231 games.

Calipari is one of just 11 head coaches in Division I men's basketball history with at least 200 victories at two different schools and just the fifth coach at Kentucky to reach the 200-win plateau.

He's currently the only coach in NCAA history with at least 189 victories at three different schools.

Here's a look at some of the more impressive numbers in Calipari's journey to 200 wins:

- UK beat Florida more than anyone else during the first 200 wins, defeating the Gators 11 times
- Likewise, Kentucky beat Louisville (eight times) more than any other nonconference opponent
- Calipari defeated 89 different Division I schools (25.4 percent) of current Division I schools during the run
- A total of 176 wins came with UK ranked in the AP Top 25, and 66 of them were while UK was No. 1

## UMass Raises Banner in Calipari's Honor

As part of a 20th anniversary celebration of the UMass men's basketball 1995-96 Final Four team, the UMass Department of Athletics honored John Calipari on Dec. 16 prior to its game against New Orleans by raising a banner into the rafters at the Mullins Center.

Calipari's banner joined the retired jerseys of five all-time Minutemen: George "Trigger" Burkey, Marcus Camby, Julius "Dr. J" Erving, Lou Roe and Al Skinner.

- Calipari began his head coaching career at UMass where he turned the Minutemen into a national powerhouse from 1988-96
- In addition to the 1995-96's team's 35-2 record and the Final Four appearance, Calipari led the Minutemen to the 1991-92 NCAA Sweet 16, the 1992-93 and 1993-94 NCAA second round, and the 1994-95 NCAA Elite Eight. UMass won five straight Atlantic 10 titles during that span as well

## Calipari Named CBS Coach of the Year

After leading the Wildcats to at least a share of their fourth Southeastern Conference regular-season title in seven seasons at Kentucky, head coach John Calipari was named the SEC Coach of the Year by CBS Sports.

Tasked with replacing seven players who went to the NBA, Calipari once again worked his magic during the 2015-16 season, guiding UK to a 23-8 record in the regular season with marquee wins over defending national champion Duke,

## AHEAD OF THE BARON OF THE BLUEGRASS

- Legendary coach Adolph Rupp won 876 career games while he was the coach of UK. He also led Kentucky to five NCAA titles during his 41-year tenure.
- John Calipari is ahead of the pace with the legend as far as victories to begin his career at UK. Also, Calipari (.825) is ahead of Rupp (.822) in total UK career winning percentage.

Coach	Games	Record	Next Game (264th Game)
John Calipari	263	217-46	Indiana (March 19, 2016)
Rick Pitino	263	212-51	def. Syracuse 87-53 (Nov. 28, 1996)
Adolph Rupp	263	209-54	def. Vanderbilt (Feb. 1, 1943)
Tubby Smith	263	209-54	lost to S. Carolina 73-61 (Feb. 15, 2005)
Joe B. Hall	263	199-64	def. Ole Miss (Feb. 11, 1981)

## UK VS. AP RANKED FOES

### In John Calipari Era (2009-Present)

### 44-16, 13-5 SEC

vs. No. 17 Texas A&M	March 13, 2016	W, 82-77
at No. 4 Kansas	Jan. 30, 2016	L, 90-84
vs. No. 16 Louisville	Dec. 27, 2015	W, 75-73
vs. No. 5 Duke (Chicago)	Nov. 17, 2015	W, 74-63
vs. No. 3 Wisconsin (NCAA)	April 4, 2015	L, 71-64
vs. No. 8 Notre Dame (NCAA)	March 28, 2015	W, 68-66
vs. No. 20 W. Virginia (NCAA)	March 26, 2015	W, 78-39
vs. No. 18 Arkansas (SECT)	March 15, 2015	W, 78-63
vs. No. 18 Arkansas	Feb. 28, 2015	W, 84-67
at No. 4 Louisville	Dec. 27, 2014	W, 58-50
vs. No. 21 North Carolina	Dec. 13, 2014	W, 84-70
vs. No. 6 Texas	Dec. 5, 2014	W, 63-51
vs. No. 5 Kansas (Indianapolis)	Nov. 18, 2014	W, 72-40
vs. No. 18 UConn (NCAA)	April 7, 2014	L, 60-54
vs. No. 12 Wisconsin (NCAA)	April 5, 2014	W, 74-73
vs. No. 7 Michigan (NCAA)	March 30, 2014	W, 75-72
vs. No. 5 Louisville (NCAA)	March 15, 2014	W, 74-69
vs. No. 2 Wichita St. (NCAA)	March 23, 2014	W, 78-76
vs. No. 1 Florida (Atlanta)	March 16, 2014	L, 61-60
at No. 1 Florida	March 8, 2014	L, 84-65
vs. No. 3 Florida	Feb. 15, 2014	L, 69-59
vs. No. 4 Louisville	Dec. 28, 2013	W, 73-66
at No. 18 North Carolina	Dec. 14, 2013	L, 82-77
vs. No. 20 Baylor (Dallas)	Dec. 6, 2013	L, 67-62
vs. No. 2 Michigan St. (Chicago)	Nov. 12, 2013	L, 78-74
vs. No. 11 Florida	March 9, 2013	W, 61-57
at No. 7 Florida	Feb. 12, 2013	L, 69-52
at No. 16 Ole Miss	Jan. 29, 2013	W, 87-77
at No. 4 Louisville	Dec. 29, 2012	L, 80-77
vs. No. 9 Duke (Atlanta)	Nov. 13, 2012	L, 75-68
vs. No. 6 Kansas (NCAA)	April 2, 2012	W, 67-59
vs. No. 17 Louisville (NCAA)	March 31, 2012	W, 69-61
vs. No. 9 Baylor (NCAA)	March 25, 2012	W, 82-70
vs. No. 16 Indiana (NCAA)	March 23, 2012	W, 87-71
vs. No. 22 Florida	March 10, 2012	W, 74-71
at No. 16 Florida	March 4, 2012	W, 74-59
vs. No. 8 Florida	Feb. 7, 2012	W, 78-58
vs. No. 4 Louisville	Dec. 31, 2011	W, 69-62
vs. No. 5 North Carolina	Dec. 3, 2011	W, 73-72
vs. No. 12 Kansas (New York)	Nov. 15, 2011	W, 75-65
vs. No. 9 UConn (NCAA)	April 2, 2011	L, 56-55
vs. No. 7 N. Carolina (NCAA)	March 27, 2011	W, 76-69
vs. No. 1 Ohio State (NCAA)	March 25, 2011	W, 62-60
vs. No. 22 W. Virginia (NCAA)	March 19, 2011	W, 71-63
vs. No. 12 Florida (Atlanta)	March 13, 2011	W, 70-54
vs. No. 21 Vanderbilt	March 1, 2011	W, 68-66
vs. No. 13 Florida	Feb. 26, 2011	W, 76-68
at No. 21 Vanderbilt	Feb. 12, 2011	L, 81-77
at No. 22 Louisville	Dec. 31, 2010	W, 78-63
vs. No. 23 N. Dame (Louisville)	Dec. 8, 2010	W, 72-58
vs. No. 13 Washington (Maui)	Nov. 23, 2010	W, 74-67
vs. No. 6 W. Virginia (NCAA)	March 27, 2010	L, 73-66
vs. No. 15 Tennessee (Nashville)	March 13, 2010	W, 74-45
at No. 19 Tennessee	Feb. 27, 2010	L, 74-65
at No. 17 Vanderbilt	Feb. 20, 2010	W, 58-56
vs. No. 12 Tennessee	Feb. 13, 2010	W, 73-62
vs. No. 25 Ole Miss	Feb. 2, 2010	W, 85-75
vs. No. 21 Vanderbilt	Jan. 30, 2010	W, 85-72
vs. No. 14 UConn (New York)	Dec. 9, 2009	W, 64-61
vs. No. 10 North Carolina	Dec. 5, 2009	W, 68-66

### Calipari's Record at UK vs:

vs. No. 1	1-2
vs. Top 3	2-5
vs. Top 5	9-7
vs. Top 10	17-11
vs. Top 15	26-11
vs. Top 20	34-15
vs. Top 25	43-16

Home	16-1
Away	5-7
Neutral	22-8
SEC Tourney	3-1
NCAA Tourney	13-4

## HEAD COACH JOHN CALIPARI

### TRACKING UK HEAD COACHES

Coach	First 50 Games	Pct.
Calipari	45-5	.900
Smith	45-5	.900
Rupp	43-7	.860
Sutton	41-9	.820
Hall	32-18	.640
Pitino	31-19	.620

Coach	First 100 Games	Pct.
Rupp	89-11	.890
Calipari	87-13	.870
Smith	80-20	.800
Sutton	77-23	.770
Pitino	73-27	.730
Hall	67-33	.670

Coach	First 150 Games	Pct.
Rupp	129-21	.860
Calipari	124-26	.827
Smith	116-34	.773
Pitino	114-36	.760
Hall	110-40	.733

Coach	First 200 Games	Pct.
Rupp	163-37	.815
Calipari	163-37	.815
Pitino	156-44	.780
Smith	156-44	.780
Hall	149-51	.745

Coach	First 250 Games	Pct.
Calipari	206-44	.824
Pitino	201-49	.804
Rupp	200-50	.800
Smith	197-53	.788
Hall	189-61	.756

### CALIPARI AT NO. 1

#### Record as Associated Press Top-Ranked Coach Since 2009-10

Coach	Schools	Records
1. John Calipari	Kentucky	66-6
2. Bill Self	Kansas	34-5
3. Mike Krzyzewski	Duke	24-4
4. Jim Boeheim	Syracuse	15-4
5. Tom Crean	Indiana	14-3
6. Thad Matta	Ohio State	13-2
7. Sean Miller	Arizona	12-1
8. Billy Donovan	Florida	11-1
9. Tom Izzo	Michigan State	9-2
10. Roy Williams	North Carolina	8-2

#### Record as Associated Press Top-Ranked Coach (Active)

Coach	Schools	Records
1. Mike Krzyzewski	Duke	189-28
2. John Calipari	UK, Memphis, UMass	107-11
3. Roy Williams	UNC, Kansas	95-18
4. Bill Self	Kansas	36-6
5. Bruce Weber	Illinois	30-2
6. Jim Boeheim	Syracuse	24-5
7. Thad Matta	Ohio State	22-3
8. Bob Huggins	Cincinnati	20-4
9. Tom Crean	Indiana	14-3
10. Sean Miller	Arizona	12-1

\*totals through March 17

Louisville and South Carolina.

Calipari has been named a conference coach of the year nine times by either the league office or the Associated Press, most recently winning both in 2015.

#### Big-Game Cal

John Calipari's teams aren't just good against the best teams in the country, they're great. Not only does Kentucky have a 44-16 record vs. Associated Press Top 25 teams, UK is 5-2 when both teams are ranked in the AP top five under Calipari.

All-time, Calipari is 11-6 in AP top-five matchups. According to the SEC Network, only four coaches have won more such games.

When both teams are ranked in the AP Top 25, Calipari's all-time record is 67-41, including a 37-13 mark at Kentucky. In AP top-10 matchups he's got a 22-11 mark, including 11-4 at UK.

#### Nearly Unanimous

John Calipari collected nearly every major national coach of the year award after guiding the historic 2014-15 Wildcats to a perfect regular season and eventually a fourth Final Four appearance in five seasons. Among the awards Calipari won in 2014-15:

- Associated Press National Coach of the Year
- Naismith National Coach of the Year
- NABC National Coach of the Year
- The Sporting News National Coach of the Year
- Adolph Rupp National Coach of the Year
- SEC Coach of the Year
- 2015 USBWA District IV Coach of the Year

#### 600 On-Court Victories

With a win over No. 5 Kansas on Nov. 18, 2014, John Calipari claimed his 600th on-court victory as a Division I head coach. He became the 13th active Division I coach to achieve the feat.

#### Calipari at No. 1

John Calipari is one of just two coaches (Frank McGuire) to lead three programs to a No. 1 ranking. With UK's No. 1 ranking this season, Calipari has guided five of his last seven and six of his last nine teams to the No. 1 ranking (and the eighth time he's done it overall).

When Coach Cal's teams have been at the top, they've been difficult to knock off:

- Calipari is 107-11 (.907) as the top-ranked Associated Press coach in the country
- He's 66-6 (.917) when his team is at the top of the AP Top 25 as UK's head coach
- Calipari tallied a 32-4 mark at UMass when the Minutemen were No. 1 and he was 9-1 at Memphis when he had the Tigers at the pinnacle of the rankings
- Calipari (107) trails only Duke's Mike Krzyzewski (189) in active coaches with victories as the No. 1 head coach

#### There's No Place Like Home

Since the 2000 season, John Calipari-coached teams have posted a 272-22 (.925) record at home through March 5. At UK, Coach Cal is 119-4 (.967) in Rupp Arena.

In five of Calipari's seven full seasons at Kentucky, the Wildcats have posted an undefeated record at home, including a school-record 19-0 mark during the 2014-15 season.

Calipari owns both of UK's longest winning streaks in the arena. He began his career at UK with a 54-game winning streak at Rupp Arena. It was the longest winning streak since the arena opening in 1976. With a win over Georgia on Feb. 9, 2016, he secured the second-longest streak in the storied building at 34 games.

	Coach	Streak (Yrs)
1.	<b>John Calipari</b>	<b>54 (2010-13)</b>
2.	<b>John Calipari</b>	<b>37 (2014-16)</b>
3.	Rick Pitino	33 (1992-94)
4.	Joe B. Hall	30 (1981-82)
5.	Rick Pitino	27 (1995-97)

#### Life on the Road Isn't So Bad Either

As good as John Calipari's team's have been at home, they're nearly as good in hostile environments on the road. Dating back to the 2005-06 season, Calipari has recorded a 80-34 (.702) record on the road.

#### Calipari Unrivaled in Conference

John Calipari has won 14 league championships (including the 2010, 2012, 2015 and 2016 SEC championships) seven more than the next-closest coach in the SEC (Ben Howland has seven conference titles). With a 2016 SEC Tournament championship, Calipari now owns 13 conference tournament titles, eight more than his closest competitor (Howland).

He's tallied a 303-91 (.769) all-time record within conference play as a head coach and owns a 96-24 (.800) record since joining the SEC.

#### Calipari's Undefeated Conference Teams

John Calipari is believed to be one of three coaches, along with Frank McGuire and Jerry Tarkanian, to lead multiple teams to an unblemished mark in multiple Division I conferences. Calipari did so at Memphis in Conference USA and Kentucky in the SEC.

# HEAD COACH JOHN CALIPARI

- McGuire led St. John's in the Metro New York ('51, '52), North Carolina in the ACC ('57) and South Carolina in the ACC ('70) to undefeated marks
- Jerry Tarkanian guided Long Beach State in the Pacific Coast Athletics Association ('70, '71) and UNLV in the Big West ('87, '91, '92) to perfect conference seasons

## 30 is the new 20

With a home win vs. Tennessee on Feb. 18, John Calipari notched his 22nd consecutive season of 20 or more on-court wins as a collegiate head coach. He leads all active coaches with that streak, ahead of Mike Krzyzewski of Duke (20), Bill Self (18) and Jim Boeheim (17).

More impressive, Calipari has nine seasons with 30 or more on-court wins. Only Mike Krzyzewski (13) and Roy Williams (10) have more.

Calipari is the first coach in NCAA Division I history to record five straight on-court 30-win seasons, notching 30 straight in consecutive seasons from 2005-06 to 2009-10.

## The Success Rate

John Calipari has graduated 100 percent of the players (14 of 14) who have been eligible to receive their diploma by the end of their senior years and exhausted their athletic eligibility. Of that group, Patrick Patterson, Jarrod Polson and Alex Poythress completed their degrees in three years.

In the NCAA's APR, which measures eligibility, retention and graduation, UK has posted a single-year Academic Progress Rate of 979 or higher in every season under Calipari, including a perfect 1,000 in the last two reports. Kentucky's four-year composite score in the most recent report, which was released in May, was a 995, earning the team an NCAA academic award for finishing in the top 10 percent of Division I men's basketball programs.

Under Calipari, the team has also posted a 3.0 grade-point average or better in seven of the last 10 semesters.

## Double-Digit Win Streaks

Kentucky's 38-game winning streak in 2014-15 was historic, but it wasn't completely out of the norm for John Calipari. It was the 17th streak of Calipari's career where his teams have won 10 or more consecutive games during the season, the sixth where they have won 20 or more, the fifth where they have won 25 or more, the first where they have won 30 or more, and the first with 35 or more. Here's a list of all of them:

1. 38 Kentucky, 2014-15
2. 27 Memphis, 2008-09
3. 26 Memphis, 2007-08
- 26 UMass, 1995-96
5. 25 Memphis, 2006-07
6. 24 Kentucky, 2011-12
7. 19 Kentucky, 2009-10
8. 16 UMass, 1994-95
9. 15 Memphis, 2005-06
10. 14 UMass, 1991-92
11. 12 Memphis, 2007-08
- 12 Memphis, 2002-03
- 12 UMass, 1992-93
14. 11 Memphis, 2003-04

## CALIPARI KNOWS DEFENSE

John Calipari's 2014-15 Kentucky Wildcat team was heralded as one of the best defensive teams ever. However, defense has always been a staple of Calipari-coached teams. Dating back to complete NCAA records beginning in 2001-02, Calipari's teams have been among national leaders in several critical defensive categories (rankings through March 13).

Year	FG % Def.	Rebound Margin	Scoring Margin	Blocks
2001-02 (UM)	13th (39.5)	11th (+6.6)	15th (+11.2)	54th (4.4)
2002-03 (UM)	28th (40.6)	44th (+4.1)	32nd (+8.0)	26th (5.1)
2003-04 (UM)	34th (40.5)	58th (+3.4)	48th (+7.1)	20th (5.0)
2004-05 (UM)	<b>4th (38.4)</b>	75th (+2.9)	62nd (+5.9)	13th (5.4)
2005-06 (UM)	<b>2nd (38.0)</b>	<b>9th (+6.7)</b>	<b>5th (+14.6)</b>	<b>8th (6.4)</b>
2006-07 (UM)	12th (39.0)	28th (+5.3)	<b>5th (+5.8)</b>	12th (5.9)
2007-08 (UM)	12th (39.1)	16th (+6.2)	<b>2nd (+18.0)</b>	<b>8th (6.1)</b>
2008-09 (UM)	<b>1st (37.1)</b>	19th (+6.1)	<b>2nd (+16.3)</b>	<b>7th (6.0)</b>
2009-10 (UK)	<b>3rd (37.8)</b>	<b>4th (+8.1)</b>	<b>6th (+14.3)</b>	<b>4th (7.2)</b>
2010-11 (UK)	15th (39.4)	60th (+3.6)	13th (+11.4)	<b>3rd (6.3)</b>
2011-12 (UK)	<b>1st (37.4)</b>	12th (+6.8)	<b>1st (+16.8)</b>	<b>1st (8.6)</b>
2012-13 (UK)	30th (39.2)	48th (+4.3)	48th (+8.2)	<b>3rd (6.6)</b>
2013-14 (UK)	59th (41.1)	<b>2nd (+9.4)</b>	43rd (+8.2)	13th (5.9)
2014-15 (UK)	<b>1st (35.4)</b>	15th (+6.8)	<b>1st (+20.1)</b>	<b>2nd (6.9)</b>
2015-16 (UK)	31st (40.0)	36th (+5.4)	18th (+11.4)	<b>7th (5.6)</b>

## RECRUITING TRAIL

The Wildcats have signed more top-25 players over the past seven seasons than any other school under John Calipari's leadership. A quarter of all Rivals' top-10 prospects nationally over the past eight classes have signed with Coach Cal and the Cats.

PLAYER (YEAR)	ESPN	RIVALS	SCOUT MCD	JB
Edrice Adebayo ('16)	6	6	15	Y Y
De'Aaron Fox ('16)	7	5	4	Y Y
Wenyen Gabriel ('16)	23	17	10	
Sacha Killeya-Jones ('16)	31	26	29	Y
Malik Monk ('16)	5	6	6	Y Y
Tai Wynyard ('16)	NR	NR	NR	
Isaiah Briscoe ('15)	13	9	15	Y Y
Isaac Humphries ('15)	49*	35*	50	
Skal Labissiere ('15)	11	4	3	Y
Charles Matthews ('15)	47	57	62	Y
Jamal Murray ('15)	NA^	9	12	
Devin Booker ('14)	18	30	31	Y Y
Trey Lyles ('14)	7	8	8	Y Y
Karl Towns ('14)	6	11	11	Y Y
Tyler Ulis ('14)	33	33	29	Y Y
Aaron Harrison ('13)	9	7	6	Y Y
Andrew Harrison ('13)	5	5	5	Y Y
Dominique Hawkins ('13)	NR	NR	NR	
Dakari Johnson ('13)	7	9	17	Y Y
Marcus Lee ('13)	25	19	24	Y Y
Julius Randle ('13)	3	2	2	Y Y
James Young ('13)	8	11	11	Y Y
Derek Willis ('13)	NR	115	NR	
Archie Goodwin ('12)	15	14	14	Y Y
Willie Cauley-Stein ('12)	40	40	48	
Julius Mays ('12)	NA#	NA#	NA#	
Nerlens Noel ('12)	1	2	1	Y
Alex Poythress ('12)	13	8	7	Y Y
Twany Beckham ('11)	NA#	NA#	NA#	
Anthony Davis ('11)	1	2	1	Y Y
Ryan Harrow ('11)	NA#	NA#	NA#	
M. Kidd-Gilchrist ('11)	4	3	6	Y Y
Marquis Teague ('11)	8	5	8	Y Y
Kyle Wiltjer ('11)	19	22	24	Y Y
Terrence Jones ('10)	9	13	8	Y Y
Enes Kanter ('10)	25	3	3	
Brandon Knight ('10)	4	6	6	Y Y
Doron Lamb ('10)	29	21	28	Y Y
Jarrod Polson ('10)	NA@	NA@	NA@	
Stacey Poole, Jr. ('10)	51	33	67	
Eloy Vargas ('10)	NA	NA	NA	
Eric Bledsoe ('09)	NR	23	37	
DeMarcus Cousins ('09)	4	2	3	Y Y
Darnell Dodson ('09)	NA#	NA#	NA#	
Jon Hood ('09)	92	40	46	
Daniel Orton ('09)	13	22	17	Y
John Wall ('09)	5	1	2	Y

<b>Top-10 Players</b>	<b>18</b>	<b>20</b>	<b>17</b>
<b>Top-15 Players</b>	<b>21</b>	<b>24</b>	<b>24</b>
<b>Top-25 Players</b>	<b>28</b>	<b>30</b>	<b>28</b>
<b>Top-50 Players</b>	<b>34</b>	<b>37</b>	<b>35</b>

**McDonald's All-American** 25  
**Jordan Brand Classic Participants** 29

\* - ranking according to the 2016 class

^ - reclassified after final rankings were released

# - transfer

@ - joined team as walk-on

# HEAD COACH JOHN CALIPARI

## UK HONORS UNDER CALIPARI

<b>National Player of the Year</b>		Willie Cauley-Stein	2013
John Wall (2010)	Adolph Rupp	Willie Cauley-Stein	2015
Anthony Davis (2012)	Adolph Rupp, AP, BasketballTimes, Naismith, USBWA, Wooden Award	Tyler Ulis	2016
<b>National Freshman of the Year</b>		<b>Coaches' All-SEC Freshman Team</b>	
John Wall (2010)	USBWA	Eric Bledsoe	2010
Anthony Davis (2012)	USBWA	DeMarcus Cousins	2010
<b>All-America Honors</b>		John Wall	2010
D. Cousins (2010)	AP - 1st, NABC - 2nd, USBWA - 2nd, SN - 2nd	Brandon Knight	2011
John Wall (2010)	AP - 1st, NABC - 1st, USBWA - 1st, SN - 1st	Terrence Jones	2011
Anthony Davis (2012)	AP - 1st, USBWA - 1st, NABC - 1st, SN - 1st	Doron Lamb	2011
M. Kidd-Gilchrist (2012)	AP - 3rd, USBWA - 2nd, NABC - 3rd, SN - 2nd	Anthony Davis	2012
Julius Randle (2014)	NABC - 3rd	Michael Kidd-Gilchrist	2012
W. Cauley-Stein (2015)	NABC - 1st, USBWA - 1st, SN - 1st	Doron Lamb	2012
K. Towns (2015)	SN - 3rd	Julius Randle	2014
Tyler Ulis (2016)	SN - 1st, USBWA - 2nd	James Young	2014
<b>SEC Player of the Year</b>		<b>NCAA Final Four Team</b>	
John Wall	2010 (Coaches/AP)	Anthony Davis (MVP)	2012
Anthony Davis	2012 (Coaches/AP)	Michael Kidd-Gilchrist	2012
Tyler Ulis	2016 (Coaches/AP)	Doron Lamb	2012
<b>SEC Defensive Player of the Year</b>		Aaron Harrison	2014
Anthony Davis	2012 (Coaches)	Marcus Lee	2014
Nerlens Noel	2013 (Coaches)	Julius Randle (MVP)	2014
Willie Cauley-Stein	2015 (Coaches)	Willie Cauley-Stein	2015
Tyler Ulis	2016 (Coaches)	Andrew Harrison	2015
<b>SEC Freshman of the Year</b>		K. Towns (MVP)	2015
DeMarcus Cousins	2010 (Coaches)	<b>NCAA Regional Tournament</b>	
John Wall	2010 (AP)	DeMarcus Cousins	2010
Terrence Jones	2011 (Coaches/AP)	John Wall	2010
Anthony Davis	2012 (Coaches/AP)	Josh Harrellson	2011
Nerlens Noel	2013 (Coaches/AP)	Brandon Knight (MVP)	2011
Julius Randle	2014 (Coaches/AP)	DeAndre Liggins	2011
Karl-Anthony Towns	2015 (Coaches/AP)	M. Kidd Gilchrist (MVP)	2012
<b>SEC Sixth Man of the Year</b>		Anthony Davis	2012
Darius Miller	2012 (Coaches)	Doron Lamb	2012
Kyle Wiltjer	2013 (Coaches)	Aaron Harrison	2014
Devin Booker	2015 (Coaches)	Julius Randle	2014
<b>CoSIDA Academic All-America</b>		Willie Cauley-Stein	2015
Alex Poynthress (2nd)	2016	Aaron Harrison	2015
<b>All-SEC</b>		Andrew Harrison	2015
D. Cousins (2010)	1st (Coaches/AP)	Jamal Murray	2016
P. Patterson (2010)	1st (Coaches)/2nd (AP)	Tyler Ulis	2016
John Wall (2010)	1st (Coaches/AP)	<b>SEC All-Tournament Team</b>	
Terrence Jones (2011)	1st (Coaches/AP)	John Wall	2010
Brandon Knight (2011)	1st (Coaches)/2nd (AP)	Eric Bledsoe	2010
Anthony Davis (2012)	1st (Coaches/AP)	DeMarcus Cousins	2010
M. Kidd-Gilchrist (2012)	1st (Coaches/AP)	Darius Miller	2011
Terrence Jones (2012)	2nd (Coaches/AP)	Willie Cauley-Stein	2015
Doron Lamb (2012)	2nd (Coaches)	Tyler Ulis	2016
Nerlens Noel (2013)	1st (Coaches/AP)	<b>SEC Tournament MVP</b>	
Julius Randle (2014)	1st (Coaches/AP)	John Wall	2010
James Young (2014)	2nd (Coaches)	Darius Miller	2011
Devin Booker (2015)	2nd (Coaches)	Willie Cauley-Stein	2015
W. Cauley-Stein (2015)	1st (Coaches/AP)	Tyler Ulis	2016
Aaron Harrison (2015)	2nd (Coaches/AP)	<b>SEC Defensive Team</b>	
K. Towns (2015)	1st (Coaches/AP)	Patrick Patterson	2010
Tyler Ulis (2016)	1st (Coaches/AP)	DeAndre Liggins	2011
Jamal Murray (2016)	1st (Coaches/AP)	Anthony Davis	2012
<b>All-SEC Defensive Team</b>		Michael Kidd-Gilchrist	2012
Patrick Patterson	2010	Nerlens Noel	2013

- 15. 10 Memphis, 2001-02
- 10 UMass, 1993-94
- 10 Kentucky, 2010-11

## Developing Talent

John Calipari hasn't just signed the best talent in the country while he's been at Kentucky; he's been the best at developing that talent and getting it ready for the next level.

Of the 23 top-25 players Kentucky has signed prior to this season (according to Rivals), 19 were drafted and 16 were selected in the first round. Those draft numbers don't include Marcus Lee, Alex Poynthress and Kyle Wiltjer, who are currently in college.

But that's only half the story. Calipari's players don't just make it to the pros; they're better prepared than anyone else. The proof is in the numbers.

Over the course of his career, Calipari's nearly 40 NBA pros have made approximately \$1.25 billion in NBA contracts alone, which doesn't include endorsement deals and overseas contracts.

## Calipari's Draft Picks

In 23 seasons as a head coach, John Calipari has coached 36 NBA Draft picks, including 25 first-round selections, with 14 of those going in the top 10. He's had four players draft No. 1 overall, twice as many as any other coach, and two or more players selected in eight consecutive NBA drafts, dating back to 2008 with Memphis.

PLAYER (SCHOOL)	ROUND	OVERALL	YEAR
Eric Bledsoe (UK)	First	18th	2010
Devin Booker (UK)	First	13th	2015
Antonio Burks (MEM)	Second	36th	2004
Marcus Camby (UMASS)	First	2nd	1996
Rodney Carney (MEM)	First	16th	2006
DeMarcus Cousins (UK)	First	5th	2010
Willie Cauley-Stein (UK)	First	6th	2015
Anthony Davis (UK)	First	1st	2012
Joey Dorsey (MEM)	Second	33rd	2008
Chris Douglas-Roberts (MEM)	Second	40th	2008
Robert Dozier (MEM)	Second	60th	2009
Tyreke Evans (MEM)	First	4th	2009
Archie Goodwin (UK)	First	29th	2013
Josh Harrellson (UK)	Second	45th	2011
Andrew Harrison (UK)	Second	44th	2015
Dakari Johnson (UK)	Second	48th	2015
Terrence Jones (UK)	First	18th	2012
Enes Kanter (UK)	First	3rd	2011
Michael Kidd-Gilchrist (UK)	First	2nd	2012
Brandon Knight (UK)	First	8th	2011
Doron Lamb (UK)	Second	42nd	2012
DeAndre Liggins (UK)	Second	53rd	2011
Trey Lyles (UK)	First	12th	2015
Darius Miller (UK)	Second	46th	2012
Nerlens Noel (UK)	First	6th	2013
Daniel Orton (UK)	First	29th	2010
Patrick Patterson (UK)	First	14th	2010
Julius Randle (UK)	First	7th	2014
Lou Roe (UMASS)	Second	30th	1995
Derrick Rose (MEM)	First	1st	2008
Marquis Teague (UK)	First	29th	2012
Karl-Anthony Towns (UK)	First	1st	2015
Dajuan Wagner (MEM)	First	6th	2002
John Wall (UK)	First	1st	2010
Shawne Williams (MEM)	First	17th	2006
James Young (UK)	First	17th	2014



## HEAD COACH JOHN CALIPARI



A “players-first” coach with a penchant for helping people reach their dreams, John Calipari, a Naismith Memorial Basketball Hall of Famer, has guided six teams to the Final Four, led one to a national championship and helped 38 players make it to the NBA during his 23-year college coaching career.

Calipari guided Kentucky to its eighth national championship and his first national title in 2012. In becoming only the second coach in NCAA history to lead three different schools to the Final Four, he has racked up over 600 victories, 16 NCAA Tournament appearances, six Final Fours and numerous national coach of the year honors.

In 2015, Coach Cal led college basketball’s first ever 38-0 team, and became one of just three coaches to make four Final Fours in a five-year span. At the end of the season, Calipari became the 96th coach to join the Naismith Memorial Basketball Hall of Fame.

While building a program out of obscurity at Massachusetts, laying the foundation at Memphis and restoring luster at the sport’s greatest program at Kentucky, he has totaled the second-most wins in NCAA history in the first 20 years of a college coaching career.

Quite honestly, though, Calipari’s on-court success overshadows a much more significant picture.

In his goal to lead a players-first program, he has helped 38 players realize their dreams and guide them to the NBA, including a record five first-round draft picks in 2010. Two years later, six Wildcats heard their names called at the 2012 draft, the most in the two-round draft era. UK, with Calipari’s help, would tie those six picks again in 2015, including a record-tying four lottery selections. His four No. 1 overall picks are twice as many as any other coach, and he’s had 25 players drafted during his six years at Kentucky, including 19 first-round picks.

Much like he did at UMass, where his players graduated at nearly 80 percent, Calipari has stressed academics. Fifteen of his last 18 seniors at Memphis earned their bachelor’s degrees, and all 14 players at UK who were eligible to graduate by the end of their senior years walked away with a diploma in hand, including three players who earned their degree in just three years. The Wildcats posted a 3.11 grade-point average for the 2014 fall semester, the seventh time in the last eight semesters they earned a 3.0 GPA or better.

His foundation, The Calipari Foundation, has raised millions of dollars to help the lives of those in need in the Commonwealth and across the country. In 2010, he used a telethon to raise more than \$1 million for victims of the devastating earthquake in Haiti, and he organized another one in 2012 for victims of Superstorm Sandy. A year after helping raise \$350,000 for charity during the inaugural UK alumni weekend, Calipari was the driving force behind the more than \$1 million that was donated to local and national organizations during the second annual alumni weekend, and then \$1.5 million in 2015.

Author of the New York Times Best Seller “Players First: Coaching from the Inside Out” and “Bounce Back: Overcoming Setbacks to Succeed in Business and in Life,” Calipari is a master of communication and maximizing talent. He lives by the motto that “it’s never a matter of how far you have fallen, but instead it’s about how high you bounce back.”



## BIOGRAPHICAL INFORMATION

**Date of Birth:** Feb. 10, 1959 | **Wife:** Ellen  
**Children:** Erin Sue, Megan Rae, Bradley Vincent

### Education

Clarion State (1982)

### Head Coaching Experience

University of Massachusetts (1989-96)

New Jersey Nets (NBA) (1997-99)

University of Memphis (2001-09)

**University of Kentucky (2010-present)**

## COACHING AWARDS

- 2015 Naismith Memorial Basketball Hall of Fame Inductee
- 2015 AP National Coach of the Year
- 2015 Naismith National Coach of the Year
- 2015 NABC National Coach of the Year
- 2015 The Sporting News National Coach of the Year
- 2015 Adolph Rupp National Coach of the Year
- 2015 SEC Coach of the Year (AP/Coaches)
- 2015 USBWA District IV Coach of the Year
- 2012 Nell & John Wooden Coach of the Year Leadership Award
- 2012 Naismith National Coach of the Year Finalist
- 2012 SEC Coach of the Year (AP/Coaches)
- 2010 Adolph Rupp National Coach of the Year
- 2010 Naismith National Coach of the Year Finalist
- 2010 SEC Coach of the Year (AP)
- 2010 *Sporting News* SEC Coach of the Year
- 2010 Yahoo! Sports SEC Coach of the Year
- 2010 USBWA District IV Coach of the Year
- 2009 NABC National Co-Coach of the Year
- 2009 *Sports Illustrated* National Coach of the Year
- 2009 Phelan National Coach of the Year
- 2009 Iba National Coach of the Year Finalist
- 2009 C-USA Coach of the Year
- 2008 Naismith National Coach of the Year
- 2008 C-USA Coach of the Year
- 2008 Iba National Coach of the Year Finalist
- 2008 Phelan National Coach of the Year Finalist
- 2007 Phelan National Coach of the Year Finalist
- 2007 USBWA District IV Coach of the Year
- 2007 *Basketball Times* South Region Coach of the Year
- 2006 C-USA Coach of the Year
- 2004 NABC District 7 Coach of the Year
- 1996 Naismith National Coach of the Year
- 1996 NABC National Coach of the Year
- 1996 *The Sporting News* National Coach of the Year
- 1996 Atlantic 10 Coach of the Year
- 1995 Naismith National Coach of the Year Finalist
- 1994 Naismith National Coach of the Year Finalist
- 1994 Atlantic 10 Coach of the Year
- 1993 USBWA District I Coach of the Year
- 1993 Atlantic 10 Coach of the Year
- 1992 Eastern Basketball Coach of the Year

# HEAD COACH JOHN CALIPARI

## CAL IN CONFERENCE

SEC COACHES	CONFERENCE	Tournament	Conference
	CHAMPIONSHIPS	Championships	Coach of the Year
Avery Johnson, Alabama	0	0	0
Mike Anderson, Arkansas	1	1	1
Bruce Pearl, Auburn	7	2	7
Michael White, Florida	3	0	2
Mark Fox, Georgia	4	0	3
<b>John Calipari, Kentucky</b>	<b>14</b>	<b>13</b>	<b>9</b>
Johnny Jones, LSU	1	2	0
Kim Anderson, Missouri	6	4	2
Andy Kennedy, Ole Miss	0	1	2
Ben Howland, Mississippi State	7	5	3
Frank Martin, South Carolina	0	0	1
Rick Barnes, Tennessee	3	1	5
Billy Kennedy, Texas A&M	5	2	4
Kevin Stallings, Vanderbilt	2	3	3
<b>TOTALS</b>	<b>53</b>	<b>33</b>	<b>42</b>

## CALIPARI VS. ALL OPPONENTS

Alabama .....	11-3	George Mason .....	1-0	Missouri.....	6-2	Southern Cal .....	3-0
Albany.....	1-0	Georgetown.....	2-1	Montana State.....	1-0	Southern Miss .....	15-4
Arizona .....	1-1	George Washington.....	8-9	Morehead State.....	2-0	Southwest Texas St.....	1-0
Arizona State .....	0-1	Georgia .....	11-2	Murray State.....	1-0	St. Mary's.....	17-1
Arkansas .....	8-6	Georgia Tech.....	1-1	Nevada .....	1-0	St. John's.....	1-0
Arkansas-Little Rock .....	3-0	Gonzaga .....	4-0	New Hampshire.....	5-0	St. Joseph's .....	15-5
Arkansas-Pine Bluff.....	1-0	Grand Canyon.....	1-0	NJIT.....	1-0	St. Mary's.....	1-0
Arkansas State .....	4-0	Hampton.....	1-0	New Mexico.....	1-0	St. Peter's .....	1-0
Auburn.....	8-1	Hartford.....	2-0	New Orleans.....	1-0	Stanford.....	3-2
Austin Peay.....	6-1	Harvard.....	1-0	North Carolina .....	5-2	Stony Brook .....	1-0
Baylor .....	1-2	Holy Cross.....	4-1	North Carolina State.....	1-0	Syracuse.....	3-2
Belmont.....	2-0	Houston .....	17-3	North Texas.....	1-0	TCU.....	5-1
Boise State.....	1-0	Howard .....	1-0	Northeastern.....	2-1	Temple.....	13-11
Boston University .....	7-1	Illinois .....	1-1	Northern Kentucky .....	1-0	Tennessee.....	13-6
Boston College.....	2-0	Illinois State .....	1-0	Northwestern State .....	2-0	Tennessee Martin .....	4-0
Bradley .....	1-0	Indiana .....	3-1	Notre Dame .....	2-1	Tennessee Tech.....	1-0
Bucknell.....	1-0	Iowa.....	0-1	Oakland .....	1-0	Texas.....	2-2
Buffalo .....	2-0	Iowa State.....	2-0	Ohio State.....	1-2	Texas A&M.....	5-2
BYU .....	1-0	Jackson State .....	2-0	Oklahoma .....	4-1	Texas Arlington .....	3-0
Cal State Northridge.....	1-0	Kansas.....	3-4	Oklahoma State.....	0-2	Towson State .....	1-0
Central Conn. St.....	2-0	Kansas State .....	2-0	Old Dominion .....	2-0	Tulane.....	15-0
Charlotte.....	2-3	Keene State .....	1-0	Oral Roberts .....	1-0	UAB.....	14-3
Chattanooga.....	2-0	Kentucky.....	2-4	Oregon State.....	1-0	UCF.....	6-0
Christian Brothers.....	2-0	Lafayette (Pa.).....	1-0	Penn State .....	4-4	UCLA.....	3-2
Cincinnati.....	6-7	Lamar.....	4-0	Pepperdine.....	1-0	UNC Asheville.....	2-0
Cleveland State.....	3-0	LaSalle.....	3-0	Pittsburgh.....	2-1	UNC Greensboro .....	1-0
Coastal Carolina.....	1-0	LIU-Brooklyn .....	1-0	Portland.....	3-0	UNC Wilmington.....	1-0
Colorado .....	1-1	Lipscomb .....	1-0	Princeton.....	2-0	USF.....	9-1
Colorado State.....	1-1	Long Beach State .....	1-0	Providence.....	3-1	Utah.....	1-1
Columbia .....	1-0	Louisiana-Lafayette.....	2-0	Purdue.....	2-1	UTEP.....	6-0
Connecticut .....	2-5	Louisiana Tech .....	1-1	Radford.....	1-0	Vanderbilt.....	11-4
Coppin State.....	1-0	Louisville.....	14-6	Rhode Island.....	16-2	Vermont.....	2-0
Cornell .....	1-0	LSU.....	9-2	Rice.....	4-0	Villanova.....	2-0
Dartmouth.....	1-0	Loyola .....	1-0	Richmond .....	1-0	Virginia.....	0-1
Dayton .....	1-0	Lowell.....	2-1	Rider.....	1-0	Virginia Tech .....	2-0
DePaul .....	4-2	Manhattan.....	2-0	Robert Morris.....	2-1	Wake Forest.....	2-1
Detroit.....	1-0	Marist.....	2-0	Rutgers.....	11-4	Washington.....	1-0
Drexel.....	2-0	Marshall.....	6-0	Saint Louis .....	4-3	Western Kentucky .....	2-0
Duke.....	1-2	Marquette .....	3-1	Sam Houston State .....	1-0	West Virginia .....	12-7
Duquesne .....	11-4	Maryland.....	5-3	Samford.....	3-0	Wichita State .....	1-0
East Carolina.....	7-0	Massachusetts.....	1-0	Santa Clara.....	1-0	Winthrop .....	2-0
East Tennessee State .....	3-0	Memphis.....	1-0	Savannah State .....	1-0	Wisconsin.....	1-1
Eastern Kentucky.....	3-0	Miami (Fla.) .....	0-1	Seton Hall .....	1-0	Wisconsin-Milwaukee .....	1-0
Eastern Michigan.....	2-0	Miami (Ohio).....	2-0	Siena.....	4-0	Wofford.....	1-0
Fairfield.....	1-0	Michigan.....	1-0	SMU.....	8-0	Wright State.....	1-0
Florida .....	14-5	Michigan State.....	1-1	South Carolina .....	11-2	Xavier.....	2-2
Florida State .....	1-1	Middle Tennessee.....	3-0	South Connecticut.....	1-0	Yale.....	1-0
Florida Tech .....	0-1	Mississippi .....	12-4	South Florida.....	1-0		
Fordham .....	5-0	Mississippi State .....	9-0	S. Louisiana.....	1-0		
Furman .....	1-0	Mississippi Valley St.....	1-0				

## NCAA DIVISION I ACTIVE WINNINGEST COACHES

(On-Court By Percentage - Min. 10 yrs. at Division I level)

NO.	COACH/TEAM	YRS.	PCT.
1.	Mark Few/Gonzaga	16	.810
2.	Roy Williams/UNC	27	.788
3.	<b>John Calipari/Kentucky</b>	<b>23</b>	<b>.781</b>
4.	Mike Krzyzewski/Duke	40	.767
5.	Bo Ryan/Wisconsin	31	.764

\*numbers going into the 2015-16 season

## SINCE 2005-06 ...

Since the 2005-06 season, John Calipari's on-court record ranks him as the winningest coach. Totals through March 17.

COACH	RECORD
1. <b>John Calipari</b>	<b>354-60</b>
2. Bill Self	336-66
3. Mike Krzyzewski	321-74
4. Roy Williams	309-92
5. Mark Few	306-73

## MISCELLANEOUS ON-COURT RECORDS

Overall Record: .....662-186 (.781)  
 March/April Record:.....145-40 (.784)  
 NCAA Record:.....48-15 (.762)  
 Record in Conference Games: .....303-91 (.769)  
 Record in Conference Tournament:.....50-12 (.806)

- Calipari owns the most single-season wins with 38, tying his own record (Memphis in '08 and UK in '12) in 2016 with 38 wins
- Calipari is one of two coaches (Roy Williams) in NCAA Division I history to have 400 or more wins in the first 16 years as a head coach. Calipari had 416 wins in his first 16 years
- Calipari is the winningest coach in NCAA Division I history for a five-year span with 173 victories (2008-12)
- Calipari is the first coach in NCAA Division I history to record five straight on-court 30-win seasons. Memphis hit the 30-win plateau from 2006-09
- Calipari is one of only two coaches (Rick Pitino) to lead three different schools to a Final Four
- Calipari is one of only three coaches (John Wooden, Mike Krzyzewski) to go to four Final Fours in five seasons
- Calipari started with a 54-0 record in Rupp Arena as head coach of the Wildcats
- Calipari has 25 players that have been chosen in the NBA Draft (19 first-round picks) over the last six seasons
- Calipari has more wins (327) in a 10-year period (2006-15) than any other coach in college basketball history

# CALIPARI ERA SINGLE-GAME INDIVIDUAL RECORDS

## MOST POINTS

Pts.	Player vs. Opponent	Date
35	Terrence Jones vs. Auburn	1-11-11
<b>35</b>	<b>Jamal Murray vs. Florida</b>	<b>2-6-16</b>
<b>33</b>	<b>Jamal Murray vs. Ohio St.</b>	<b>12-19-15</b>
<b>33</b>	<b>Jamal Murray at Vanderbilt</b>	<b>2-27-16</b>
32	Doron Lamb vs. Winthrop	12-22-10
30	Brandon Knight vs. W. Va.	3-19-11
<b>30</b>	<b>Tyler Ulis vs. Texas A&amp;M</b>	<b>3-13-16</b>
29	Eric Bledsoe vs. ETSU	3-18-10
29	Terrence Jones vs. Oklahoma	11-22-10
29	Julius Randle vs. Belmont	12-21-13
28	Anthony Davis vs. Vanderbilt	2-25-12
28	Archie Goodwin vs. Morehead St.	11-21-12
28	Aaron Harrison vs. Robert Morris	11-17-13
<b>28</b>	<b>Jamal Murray vs. Tennessee</b>	<b>2-18-16</b>
27	DeMarcus Cousins at S. Carolina	1-26-10
27	DeMarcus Cousins vs. S. Houston	11-19-09
27	Anthony Davis vs. Arkansas	1-17-12
27	Terrence Jones at LSU	1-28-12
27	Terrence Jones vs. Notre Dame	12-8-10
27	Julius Randle vs. Michigan St.	11-12-13
<b>27</b>	<b>Tyler Ulis at South Carolina</b>	<b>2-13-16</b>
26	Aaron Harrison vs. Ole Miss	1-6-15
26	Andrew Harrison vs. Tennessee	1-18-14
26	Brandon Knight at Arkansas	2-23-11
26	Doron Lamb vs. Samford	12-20-11
26	Doron Lamb vs. Penn State	11-19-11
26	Kyle Wiltjer at Ole Miss	1-29-13
26	James Young vs. UT Arlington	11-19-13
26	James Young vs. Miss. St.	1-8-14
<b>26</b>	<b>Skal Labissiere vs. Albany</b>	<b>11-14-15</b>
<b>26</b>	<b>Tyler Ulis at Kansas</b>	<b>1-30-16</b>
<b>26</b>	<b>Jamal Murray at South Carolina</b>	<b>2-13-16</b>
<b>26</b>	<b>Jamal Murray vs. Georgia</b>	<b>3-12-16</b>

**Active:** 35, Jamal Murray vs. Florida (2-6-16)  
**SEC:** 35, Jamal Murray vs. Florida (2-6-16)  
**Postseason:** 30, Tyler Ulis vs. Texas A&M (3-13-16)  
**SEC Tourney:** 30, Tyler Ulis vs. Texas A&M (3-13-16)  
**NCAA Tourney:** 30, Brandon Knight vs. WVU (3-19-11)  
**Rupp Arena:** 35, Jamal Murray vs. Florida (2-6-16)  
**On the Road:** 33, Jamal Murray at Vanderbilt (2-27-16)  
**SEC Road:** 33, Jamal Murray at Vanderbilt (2-27-16)  
**Ranked Opp.:** 30, Tyler Ulis vs. Texas A&M (3-13-16)  
**Freshman:** 35, Jamal Murray vs. Florida (2-6-16)  
**Sophomore:** 30, Tyler Ulis vs. Texas A&M (3-13-16)  
**Junior:** 24, Darius Miller vs. Florida (2-26-11)  
**Senior:** 25, Alex Poythress at Alabama (1-9-16)  
**Opener:** 25, Terrence Jones vs. ETSU (11-12-10)  
**SEC Opener:** 26, Aaron Harrison vs. Ole Miss (1-6-15)  
*\*\*In some cases, the most recent occurrence is listed*

## MOST POINTS IN AN SEC GAME

Pts.	Player vs. Opponent	Date
35	Terrence Jones vs. Auburn	1-11-11
<b>35</b>	<b>Jamal Murray vs. Florida</b>	<b>2-6-16</b>
28	Anthony Davis vs. Vanderbilt	2-25-12
<b>28</b>	<b>Jamal Murray vs. Tennessee</b>	<b>2-18-16</b>
27	DeMarcus Cousins at S. Carolina	1-26-10
27	Anthony Davis vs. Arkansas	1-17-12
27	Terrence Jones at LSU	1-28-12
<b>27</b>	<b>Tyler Ulis at South Carolina</b>	<b>2-13-16</b>
26	Aaron Harrison vs. Ole Miss	1-6-15
26	Andrew Harrison vs. Tennessee	1-18-14
26	Brandon Knight at Arkansas	2-23-11
26	Kyle Wiltjer at Ole Miss	1-29-13
26	James Young vs. Miss. State	1-8-14
<b>26</b>	<b>Jamal Murray at South Carolina</b>	<b>2-13-16</b>
<b>25</b>	<b>Alex Poythress at Alabama</b>	<b>1-9-16</b>
<b>25</b>	<b>Derek Willis vs. Tennessee</b>	<b>2-18-16</b>
25	Eric Bledsoe at Florida	1-12-10
25	Terrence Jones at Vanderbilt	2-12-11
25	Julius Randle at Ole Miss	2-18-14
25	Eric Bledsoe at Florida	1-12-10
25	Terrence Jones at Vanderbilt	2-12-11
25	Julius Randle at Ole Miss	2-18-14

## MOST POINTS IN A HALF

Pts.	Player vs. Opponent	Date
<b>27</b>	<b>Jamal Murray<sup>2</sup> vs. Ohio State</b>	<b>12-19-15</b>
23	Julius Randle <sup>2</sup> vs. Mich. State	11-12-13
22	Eric Bledsoe <sup>2</sup> vs. Morehead St.	11-13-09
22	Terrence Jones <sup>2</sup> vs. Auburn	1-11-11
<b>21</b>	<b>Jamal Murray<sup>1</sup> at Vanderbilt</b>	<b>2-27-17</b>
20	DeMarcus Cousins <sup>2</sup> vs. Asheville	11-30-09
20	Terrence Jones <sup>2</sup> at Georgia	1-8-11
<b>20</b>	<b>Jamal Murray<sup>1</sup> vs. Florida</b>	<b>2-6-16</b>
19	Archie Goodwin <sup>2</sup> at Louisville	12-29-12
19	Aaron Harrison <sup>1</sup> vs. R. Morris	11-17-13

19 John Wall<sup>2</sup> vs. UConn  
**19** **Jamal Murray<sup>1</sup> vs. Georgia**  
<sup>1</sup> - First Half; <sup>2</sup> - Second Half

## MOST POINTS OFF THE BENCH

Pts.	Player vs. Opponent	Date
35	Terrence Jones vs. Auburn	1-11-11
32	Doron Lamb vs. Winthrop	12-22-10
26	Kyle Wiltjer at Ole Miss	1-29-13
24	Doron Lamb at North Carolina	12-4-10
24	Kyle Wiltjer vs. Loyola	12-22-11
23	Kyle Wiltjer vs. Lipscomb	12-15-12

## MOST 3-POINTERS MADE

3's	Player vs. Opponent	Date
8	Eric Bledsoe vs. ETSU	3-18-10
<b>8</b>	<b>Jamal Murray vs. Florida</b>	<b>2-6-16</b>
<b>7</b>	<b>Jamal Murray vs. Ohio St.</b>	<b>12-19-15</b>
<b>7</b>	<b>Derek Willis vs. Tennessee</b>	<b>2-18-16</b>
7	Doron Lamb vs. Winthrop	12-22-10
7	Kyle Wiltjer vs. Lipscomb	12-15-12
7	Kyle Wiltjer vs. Lafayette	11-16-12

## MOST FREE THROWS

FTs	Player vs. Opponent	Date
<b>14</b>	<b>Tyler Ulis at Arkansas</b>	<b>1-21-16</b>
13	Julius Randle vs. Belmont	12-21-13
13	Julius Randle at Ole Miss	2-18-14
12	Anthony Davis vs. Louisville	12-31-11
12	Archie Goodwin vs. Morehead St.	11-21-12
12	Archie Goodwin at Ole Miss	1-29-13
12	Dakari Johnson vs. UT Arlington	11-25-14
<b>12</b>	<b>Tyler Ulis at Tennessee</b>	<b>2-2-16</b>

## MOST REBOUNDS

Rebs	Player vs. Opponent	Date
19	Michael Kidd-Gilchrist vs. Louisville	12-31-11
18	DeMarcus Cousins vs. S. Houston	11-19-09
18	DeMarcus Cousins vs. Louisville	1-2-10
18	Anthony Davis vs. Chattanooga	12-17-11
18	Patrick Patterson vs. Rider	11-21-09
17	Terrence Jones at Washington	11-23-10
17	Terrence Jones vs. N. Dame	12-8-10
16	Anthony Davis vs. Kansas	4-2-12
16	Anthony Davis vs. UALR	1-3-12
16	Nerlens Noel vs. Baylor	12-1-12
16	Julius Randle vs. UNC Asheville	11-8-13
16	Julius Randle vs. LSU	3-14-14
15	DeMarcus Cousins vs. Tennessee	3-13-10
15	Anthony Davis vs. St. John's	12-1-11
15	Terrence Jones vs. UConn	4-2-11
15	Julius Randle vs. R. Morris	11-17-13
15	Julius Randle vs. Cleveland St.	11-25-13
15	Julius Randle vs. LSU	2-22-14
15	Julius Randle at S. Carolina	3-1-14
15	Julius Randle vs. Kansas State	3-21-14

**Active:** 13, Alex Poythress vs. Eastern Kentucky, 12-9-15  
**SEC:** 15, Julius Randle vs. LSU, 2-22-14  
**Postseason:** 16, Julius Randle vs. LSU, 3-14-14  
**SEC Tourney:** 16, Julius Randle vs. LSU, 3-14-14  
**NCAA Tourney:** 16, Anthony Davis vs. Kanas, 4-2-12  
**Rupp Arena:** 19, Michael Kidd-Gilchrist vs. Louisville, 12-31-11  
**On the Road:** 17, Terrence Jones at Washington, 11-23-10  
**SEC Road:** 15, Julius Randle at S. Carolina, 3-1-14  
**Ranked Opp.:** 19, Michael Kidd-Gilchrist vs. Louisville, 12-31-11  
**Freshman:** 19, Michael Kidd-Gilchrist vs. Louisville, 12-31-11  
**Sophomore:** 13, Dakari Johnson vs. G. Canyon, 11-14-14  
**Junior:** 18, Patrick Patterson vs. Rider, 11-21-09  
**Senior:** 14, Josh Harrellson at Arkansas, 2-23-11  
**Opener:** 16, Julius Randle vs. UNC Ash., 11-8-13  
**SEC Opener:** 12, Willie Cauley-Stein vs. Ole Miss, 1-6-15)  
*\*\*In some cases, the most recent occurrence is listed*

## MOST OFFENSIVE REBOUNDS

Rebs	Player vs. Opponent	Date
9	Willie Cauley-Stein vs. Arkansas	2-27-14
9	DeMarcus Cousins vs. Ole Miss	2-2-10
9	Patrick Patterson vs. Rider	11-21-09
8	DeMarcus Cousins vs. S. Houston	11-19-09
8	DeMarcus Cousins vs. Vanderbilt	1-30-10
8	Dakari Johnson vs. G. Canyon	11-14-14
8	Patrick Patterson at Indiana	12-12-09

## MOST DEFENSIVE REBOUNDS

Rebs	Player vs. Opponent	Date
15	Terrence Jones vs. Notre Dame	12-8-10
14	DeMarcus Cousins vs. Louisville	1-2-10
13	Anthony Davis vs. Chattanooga	12-17-11
13	Anthony Davis vs. LSU	3-9-12

## CALIPARI ERA SINGLE-GAME INDIVIDUAL RECORDS

13	Michael Kidd-Gilchrist vs. Louisville	12-31-11
13	Terrence Jones vs. Washington	11-23-10
12	Anthony Davis vs. UALR	1-3-12
12	Anthony Davis vs. Louisville	3-31-12
12	Anthony Davis vs. Kansas	4-2-12
12	Julius Randle vs. Kansas State	3-21-14
12	Karl-Anthony Towns vs. Georgia	2-3-15

8	Anthony Davis vs. St. John's	12-1-11
8	Nerlens Noel at Alabama	1-22-13
7	Willie Cauley-Stein vs. E. Michigan	11-27-13
7	Willie Cauley-Stein vs. Missouri	2-23-13
7	Anthony Davis vs. WKU	3-15-12
7	Anthony Davis at Vanderbilt	2-11-12
7	Anthony Davis vs. Tennessee	1-31-12
7	Anthony Davis vs. Arkansas	1-17-12
7	Anthony Davis vs. S. Carolina	1-7-12
7	Anthony Davis vs. Kansas	11-15-11
7	Nerlens Noel at Auburn	1-19-13
7	Nerlens Noel vs. Texas A&M	1-12-13
7	Nerlens Noel vs. Lipscomb	12-15-12
7	Nerlens Noel vs. Portland	12-8-12
7	Karl-Anthony Towns vs. Vanderbilt	1-20-15

### MOST ASSISTS

Assts.	Player vs. Opponent	Date
16	John Wall vs. Hartford	12-29-09
14	John Wall vs. UNC Asheville	11-30-09
<b>14</b>	<b>Tyler Ulis vs. LSU</b>	<b>3-5-16</b>
<b>12</b>	<b>Tyler Ulis at South Carolina</b>	<b>2-13-16</b>
11	John Wall vs. Rider	11-21-09
11	John Wall vs. E. Tennessee St.	3-18-10
<b>11</b>	<b>Tyler Ulis vs. Florida</b>	<b>2-6-16</b>
<b>11</b>	<b>Tyler Ulis at Texas A&amp;M</b>	<b>2-20-16</b>
<b>11</b>	<b>Tyler Ulis at Vanderbilt</b>	<b>3-1-16</b>
10	Julius Mays vs. Lafayette	11-16-12
10	Marquis Teague vs. Florida	2-7-12
<b>10</b>	<b>Tyler Ulis vs. Ole Miss</b>	<b>1-2-16</b>
<b>10</b>	<b>Tyler Ulis vs. Alabama</b>	<b>2-23-16</b>

<b>Active:</b>	14, Tyler Ulis vs. LSU, 3-5-16
<b>SEC:</b>	14, Tyler Ulis vs. LSU, 3-5-16
<b>Postseason:</b>	11, John Wall vs. E. Tennessee St., 3-18-10
<b>SEC Tourney:</b>	9, Andrew Harrison vs. Georgia, 3-15-14
<b>NCAA Tourney:</b>	11, John Wall vs. E. Tenn. St., 3-18-10
<b>Rupp Arena:</b>	16, John Wall vs. Hartford, 12-29-09
<b>On the Road:</b>	12, Tyler Ulis at South Carolina, 2-13-16
<b>SEC Road:</b>	12, Tyler Ulis at South Carolina, 2-13-16
<b>Ranked Opp.:</b>	8, Tyler Ulis at Kansas, 1-30-16
<b>Freshman:</b>	16, John Wall vs. Hartford, 12-29-09
<b>Sophomore:</b>	14, Tyler Ulis vs. LSU, 3-5-16
<b>Junior:</b>	9, DeAndre Liggins vs. Winthrop, 12-22-10
<b>Senior:</b>	10, Julius Mays vs. Lafayette, 11-16-12
<b>Opener:</b>	8, Jamal Murray, vs. Albany, 11-13-15
<b>SEC Opener:</b>	10, Tyler Ulis vs. Ole Miss, 1-2-16

*\*\*In some cases, the most recent occurrence is listed*

<b>Active:</b>	6, Skal Labissiere vs. Stony Brook, 3-17-16
<b>SEC:</b>	12, Nerlens Noel at Ole Miss, 1-29-13
<b>Postseason:</b>	7, Anthony Davis vs. WKU, 3-15-12
<b>SEC Tourney:</b>	6, Anthony Davis vs. LSU, 3-11-12
<b>NCAA Tourney:</b>	7, Anthony Davis vs. WKU, 3-15-12
<b>Rupp Arena:</b>	9, Willie Cauley-Stein vs. Boise St., 12-10-13
<b>On the Road:</b>	12, Nerlens Noel at Ole Miss, 1-29-13
<b>SEC Road:</b>	12, Nerlens Noel at Ole Miss, 1-29-13
<b>Ranked Opp.:</b>	12, Nerlens Noel at Ole Miss, 1-29-13
<b>Freshman:</b>	12, Nerlens Noel at Ole Miss, 1-29-13
<b>Sophomore:</b>	9, Willie Cauley-Stein vs. Boise St., 12-10-13
<b>Junior:</b>	5, Marcus Lee vs. Arizona State, 12-12-15
<b>Senior:</b>	6, Josh Harrellson vs. Penn, 1-3-11
<b>Opener:</b>	5, Anthony Davis vs. Marist, 11-11-11
<b>SEC Opener:</b>	7, Anthony Davis vs. S. Carolina, 1-7-12

*\*\*In some cases, the most recent occurrence is listed*

### MOST STEALS

Stls.	Player vs. Opponent	Date
6	Willie Cauley-Stein vs. Georgia	1-25-14
6	Nerlens Noel vs. Baylor	12-1-12
6	John Wall vs. UConn	12-9-09
6	John Wall vs. UNC Asheville	11-30-09
<b>6</b>	<b>Tyler Ulis vs. Ole Miss</b>	<b>1-2-16</b>
5	Willie Cauley-Stein vs. Texas	12-5-14
5	Aaron Harrison vs. Arkansas	2-28-15
5	DeAndre Liggins vs. Tennessee	2-8-11
5	Darius Miller at Portland	11-19-10

<b>Active:</b>	6, Tyler Ulis vs. Ole Miss, 1-2-16
<b>SEC:</b>	6, Tyler Ulis vs. Ole Miss, 1-2-16
<b>Postseason:</b>	5, John Wall vs. Miss. State, 3-14-10
<b>SEC Tourney:</b>	5, John Wall vs. Miss. State, 3-14-10
<b>NCAA Tourney:</b>	4, Andrew Harrison vs. W. Virginia, 3-26-15
<b>Rupp Arena:</b>	6, Tyler Ulis vs. Ole Miss, 1-2-16
<b>On the Road:</b>	5, Darius Miller at Portland, 11-19-10
<b>SEC Road:</b>	3, Jamal Murray, at Auburn, 1-16-16
<b>Ranked Opp.:</b>	5, Aaron Harrison vs. Arkansas, 2-28-15
<b>Freshman:</b>	6, Nerlens Noel vs. Baylor, 12-1-12
<b>Sophomore:</b>	6, Tyler Ulis vs. Ole Miss, 1-2-16
<b>Junior:</b>	5, Willie Cauley-Stein vs. Texas, 12-5-14
<b>Senior:</b>	4, Josh Harrellson vs. Princeton, 3-17-11
<b>Opener:</b>	4, Aaron Harrison vs. UNC Asheville, 11-8-13
<b>SEC Opener:</b>	6, Tyler Ulis vs. Ole Miss, 1-2-16

*\*\*In some cases, the most recent occurrence is listed*

### MOST POINTS-REBOUNDS-ASSISTS

P-R-A	Player vs. Opponent	Date
47 (27-17-3)	Terrence Jones vs. Notre Dame	12-8-10
45 (27-18-0)	DeMarcus Cousins vs. Sam Houston	11-19-09
45 (29-13-3)	Terrence Jones vs. Oklahoma	11-22-10
44 (24-19-1)	Michael Kidd-Gilchrist vs. Louisville	12-31-11
42 (35-8-0)	Terrence Jones vs. Auburn	1-11-11
<b>43 (33-9-1)</b>	<b>Jamal Murray at Vanderbilt</b>	<b>2-27-16</b>
<b>42 (35-6-1)</b>	<b>Jamal Murray vs. Florida</b>	<b>2-6-16</b>
41 (27-14-0)	Anthony Davis vs. Arkansas	1-17-12
41 (27-13-1)	Julius Randle vs. Michigan State	11-12-13
41 (26-10-5)	James Young vs. Mississippi State	1-8-14
40 (22-9-9)	Archie Goodwin vs. LIU-Brooklyn	11-23-12
40 (23-16-1)	Julius Randle vs. UNC Asheville	11-8-13
<b>39 (28-9-2)</b>	<b>Jamal Murray vs. Tennessee</b>	<b>2-18-16</b>
<b>39 (27-0-12)</b>	<b>Tyler Ulis at South Carolina</b>	<b>2-13-16</b>
39 (27-12-0)	DeMarcus Cousins at South Carolina	1-26-10
39 (18-18-3)	DeMarcus Cousins vs. Louisville	1-2-10
39 (28-11-0)	Anthony Davis vs. Vanderbilt	2-25-12
39 (22-16-1)	Anthony Davis vs. UALR	1-3-12
39 (23-14-2)	Josh Harrellson at Louisville	12-31-10
39 (25-12-2)	Terrence Jones vs. ETSU	11-12-10
39 (26-8-5)	Brandon Knight at Arkansas	2-23-11
39 (29-10-0)	Julius Randle vs. Belmont	12-21-13
39 (22-14-3)	Julius Randle vs. Northern Ky.	11-10-13
38 (28-6-4)	Archie Goodwin vs. Morehead St.	11-21-12
38 (19-18-1)	Patrick Patterson vs. Rider	11-21-09
38 (25-13-0)	Julius Randle at Ole Miss	2-18-14
38 (21-6-11)	John Wall vs. Rider	11-21-09
<b>38 (30-5-3)</b>	<b>Tyler Ulis vs. Texas A&amp;M</b>	<b>3-13-16</b>

### MOST MINUTES WITHOUT A TURNOVER

Mins.	Player vs. Opponent	Date
44	Darius Miller at Arkansas	2-23-11
41	Aaron Harrison vs. LSU	2-22-14
<b>40</b>	<b>Tyler Ulis vs. Duke</b>	<b>11-17-15</b>
40	Aaron Harrison vs. Ole Miss	1-6-15
40	Alex Poythress vs. Missouri	2-23-13
39	Anthony Davis vs. Alabama	1-21-12
39	Ryan Harrow at Louisville	12-29-12
39	Michael Kidd-Gilchrist vs. Louisville	12-31-11
39	Nerlens Noel vs. Texas A&M	1-12-13

### MOST BLOCKED SHOTS

Blks.	Player vs. Opponent	Date
12	Nerlens Noel at Ole Miss	1-29-13
9	Willie Cauley-Stein vs. Boise State	12-10-13
9	Willie Cauley-Stein vs. Providence	12-1-13
8	Anthony Davis at S. Carolina	2-4-12

## CALIPARI ERA SINGLE-GAME SCORING RECORDS

### MOST POINTS

Pts.(Score)	Opp.	Date
110 (110-75)	Auburn	2/21/15
108 (108-58)	Marist	11/11/11
105 (105-76)	UT Arlington	11/19/13
104 (104-75)	LIU Brooklyn	11/23/12
104 (104-61)	Hartford	12/29/09
102 (102-90)	vs. Indiana	3/23/12
102 (102-92)	Sam Houston	11/19/09
101 (101-49)	Lafayette	11/16/12
101 (101-70)	Arkansas	1/23/10
100 (100-71)	vs. ETSU	3/18/10

### MOST POINTS IN A LOSS

Pts.(Score)	Opp.	Date
85 (85-87)	at Arkansas	1/14/14
<b>84 (90-84)</b>	<b>at Kansas</b>	<b>1/30/16</b>
82 (82-87)	at LSU	1/28/14
77 (77-82)	at N. Carolina	12/14/13
77 (77-80)	at Louisville	12/19/12
77 (77-87)	at UCLA	12/3/15
<b>77 (77-84)</b>	<b>at Tennessee</b>	<b>2/2/16</b>
<b>77 (77-79)</b>	<b>at Texas A&amp;M</b>	<b>2/20/16</b>
76 (76-77)	at Arkansas	2/23/11
74 (74-78)	vs. Michigan St.	11/12/13

### MOST POINTS IN A WIN OVER RANKED TEAM

Pts.(Score)	Opp.	Date
102 (102-90)	vs. Indiana	3/23/12
87 (87-74)	at Ole Miss	1/29/13
85 (85-72)	Vanderbilt	1/30/10
85 (85-75)	Ole Miss	2/2/10
84 (84-70)	North Carolina	12/13/14
84 (84-67)	Arkansas	2/28/15
82 (82-70)	vs. Baylor	3/25/12
<b>82 (82-77)</b>	<b>vs. Texas A&amp;M</b>	<b>3/13/16</b>
78 (78-63)	vs. Arkansas	3/15/15
78 (78-39)	vs. West Virginia	3/26/15
78 (78-76)	vs. Wichita St.	3/23/14
78 (78-58)	Florida	2/7/12
78 (78-63)	at Louisville	12/31/10

### MOST PTS. AT NEUTRAL SITE

Pts.(Score)	Opp.	Date
102 (102-90)	vs. Indiana	3/23/12
100 (100-71)	vs. ETSU	3/18/10
94 (94-57)	vs. UNC Ash.	11/30/09
<b>93 (93-80)</b>	<b>vs. Georgia</b>	<b>3/12/16</b>
91 (91-67)	vs. Auburn	3/14/15
90 (90-60)	vs. Wake Forest	3/20/10
87 (87-71)	vs. Iowa State	3/17/12
85 (85-67)	vs. LSU	3/14/14
85 (85-47)	vs. Penn State	11/19/11
<b>85 (85-59)</b>	<b>vs. Alabama</b>	<b>3/11/16</b>
<b>85 (85-57)</b>	<b>vs. Stony Brook</b>	<b>3/17/16</b>

### MOST PTS. IN NCAA TOURNEY

Pts.(Score)	Opp.	Date
102 (102-90)	vs. Indiana	3/23/12
100 (100-71)	vs. ETSU	3/18/10
90 (90-60)	vs. Wake Forest	3/20/10
87 (87-71)	vs. Iowa State	3/17/12
<b>85 (85-57)</b>	<b>vs. Stony Brook</b>	<b>3/17/16</b>
82 (82-70)	vs. Baylor	3/25/12
81 (81-66)	vs. WKU	3/15/12
79 (79-56)	vs. Hampton	3/19/15
78 (78-39)	vs. West Virginia	3/26/15
78 (78-76)	vs. Wichita St.	3/23/14

### MOST PTS. IN SEC TOURNEY

Pts.(Score)	Opp.	Date
<b>93 (93-80)</b>	<b>vs. Georgia</b>	<b>3/12/16</b>
91 (91-67)	vs. Auburn	3/14/15
85 (85-67)	vs. LSU	3/14/14
<b>85 (85-59)</b>	<b>vs. Alabama</b>	<b>3/11/16</b>
<b>82 (82-77)</b>	<b>vs. Texas A&amp;M</b>	<b>3/13/16</b>
78 (78-63)	vs. Arkansas	3/15/15
75 (75-66)	vs. Ole Miss	3/11/11
75 (75-74)	vs. Miss. State	3/14/10
74 (74-71)	vs. Florida	3/10/12
74 (74-45)	vs. Tennessee	3/13/10

### MOST PTS. IN RUPP ARENA WIN

Pts.(Score)	Opp.	Date
110 (110-75)	Auburn	2/21/15
108 (108-58)	Marist	11/11/11
105 (105-76)	UT Arlington	11/19/13
104 (104-75)	LIU Brooklyn	11/23/12
104 (104-61)	Hartford	12/29/09
102 (102-92)	Sam Houston	11/19/09
101 (101-49)	Lafayette	11/16/12
101 (101-70)	Arkansas	1/23/10
<b>94 (94-77)</b>	<b>LSU</b>	<b>3/5/16</b>
93 (93-80)	Belmont	12/21/13
93 (93-63)	Northern Ky.	11/10/13

### MOST PTS. IN ROAD GAME WIN

Pts.(Score)	Opp.	Date
90 (90-73)	at Indiana	12/12/09
89 (89-77)	at Florida	1/12/10
<b>89 (89-62)</b>	<b>at South Carolina</b>	<b>2/13/16</b>
<b>88 (88-79)</b>	<b>at Florida</b>	<b>3/1/16</b>
87 (87-74)	at Ole Miss	1/29/13
86 (86-52)	at S. Carolina	2/4/12
84 (84-79)	at Missouri	2/1/14
84 (84-70)	at Ole Miss	2/18/14
81 (81-55)	at LSU	2/6/10
81 (81-75)	at Miss. State	2/16/10
80 (80-69)	at Georgia	3/3/10
<b>80 (80-66)</b>	<b>at Arkansas</b>	<b>1/21/16</b>

### MOST POINTS/HALF

Pts.	Opp.	Date
63 <sup>2</sup>	Marist	11/11/11
63 <sup>2</sup>	UT Arlington	11/19/13
58 <sup>2</sup>	Auburn	2/21/15
57 <sup>1</sup>	Arkansas	1/23/10
57 <sup>1</sup>	Hartford	12/29/09
56 <sup>1</sup>	Drexel	12/21/09
55 <sup>1</sup>	LIU-Brooklyn	11/23/12
55 <sup>1</sup>	UT Arlington	11/25/14

<sup>1</sup> - First Half; <sup>2</sup> - Second Half

### FEWEST POINTS

Pts.(Score)	Opp.	Date
48 (48-64)	vs. Vanderbilt	3/15/13
50 (50-64)	at Notre Dame	11/29/12
52 (52-69)	at Florida	2/12/13
54 (54-60)	vs. UConn	4/7/14
55 (55-48)	Alabama	3/4/14
55 (55-64)	Baylor	12/1/12
55 (55-59)	at Alabama	1/22/13
55 (55-56)	vs. UConn	4/2/11
56 (56-46)	Columbia	12/10/14
56 (56-49)	vs. Kansas St.	3/21/14

### FEWEST POINTS IN A WIN

Pts.(Score)	Opp.	Date
55 (55-48)	Alabama	3/4/14
56 (56-46)	Columbia	12/10/14
56 (56-49)	vs. Kansas St.	3/21/14
57 (57-44)	at Georgia	1/24/12
58 (58-38)	Providence	11/30/14
58 (58-50)	at Louisville	12/27/14
58 (58-43)	at S. Carolina	1/24/14
58 (58-56)	at Vanderbilt	2/20/10
59 (59-57)	vs. Princeton	3/17/11
60 (60-58)	at Vanderbilt	1/10/13
60 (60-51)	vs. LSU	3/9/12

### FEWEST PTS. AT NEUTRAL SITE

Pts.(Score)	Opp.	Date
48 (48-64)	vs. Vanderbilt	3/15/13
54 (54-60)	vs. UConn	4/7/14
55 (55-56)	vs. UConn	4/2/11
56 (56-49)	vs. Kansas St.	3/21/14
59 (59-57)	vs. Princeton	3/17/11
60 (60-61)	vs. Florida	3/16/14
60 (60-51)	vs. LSU	3/9/12
62 (62-67)	vs. Baylor	12/6/13
62 (62-52)	vs. ODU	11/20/11
62 (62-60)	vs. Ohio State	3/25/11
62 (62-45)	vs. Cornell	3/25/10

### FEWEST POINTS IN NCAA TOURNEY

Pts.(Score)	Opp.	Date
54 (54-60)	vs. UConn	4/7/14
55 (55-56)	vs. UConn	4/2/11
56 (56-49)	vs. Kansas St.	3/21/14
59 (59-57)	vs. Princeton	3/17/11
62 (62-60)	vs. Ohio State	3/25/11
62 (62-45)	vs. Cornell	3/25/10
64 (64-71)	vs. Wisconsin	4/4/15
64 (64-51)	vs. Cincinnati	3/21/15
66 (66-73)	vs. W. Virginia	3/27/10
67 (67-59)	vs. Kansas	4/2/12

### FEWEST PTS. IN SEC TOURNEY

Pts.(Score)	Opp.	Date
48 (48-64)	vs. Vanderbilt	3/15/13
60 (60-61)	vs. Florida	3/16/14
60 (60-51)	vs. LSU	3/9/12
64 (64-49)	vs. Florida	3/13/15
64 (64-71)	vs. Vanderbilt	3/11/12
70 (70-58)	vs. Georgia	3/15/14
70 (70-54)	vs. Florida	3/13/11
72 (72-58)	vs. Alabama	3/12/11
73 (73-67)	vs. Alabama	3/12/10
74 (74-71)	vs. Florida	3/10/12
74 (74-45)	vs. Tennessee	3/13/10

### FEWEST PTS. IN RUPP ARENA

Pts.(Score)	Opp.	Date
55 (55-64)	Baylor	12/1/12
56 (56-46)	Columbia	12/10/14
58 (58-38)	Providence	11/30/14
61 (61-57)	Florida	3/9/13

### FEWEST PTS. IN ROAD GAME

Pts.(Score)	Opp.	Date
50 (50-64)	at Notre Dame	11/29/12
52 (52-69)	at Florida	2/12/13
55 (55-48)	at Alabama	3/4/14
55 (55-59)	at Alabama	1/22/13
57 (57-59)	at R. Morris	3/19/13
57 (57-44)	at Georgia	1/24/12
58 (58-50)	at Louisville	12/27/14
58 (58-43)	at S. Carolina	1/24/14
58 (58-88)	at Tennessee	2/16/13
58 (58-56)	at Vanderbilt	2/20/10

### FEWEST POINTS/HALF

Pts.	Opp.	Date
19 <sup>2</sup>	at Georgia	1/24/12
21 <sup>1</sup>	vs. UConn	4/2/11
22 <sup>1</sup>	at Tennessee	3/6/11
22 <sup>2</sup>	at Alabama	1/22/13
22 <sup>2</sup>	at Louisville	12/27/14
23 <sup>1</sup>	vs. UConn	12/9/09
23 <sup>1</sup>	vs. Vanderbilt	3/15/13
23 <sup>2</sup>	vs. Maryland	11/9/12
23 <sup>2</sup>	vs. UConn	4/7/14
23 <sup>1</sup>	Columbia	12/10/14
<b>23<sup>2</sup></b>	<b>at Vanderbilt</b>	<b>2/27/16</b>

<sup>1</sup> - First Half; <sup>2</sup> - Second Half

## CALIPARI ERA LARGEST MARGINS

### VICTORY MARGINS

Margin (Score)	Opponent	Date
+58 (86-28)	Montana State	11/13/14
+52 (101-49)	Lafayette	11/16/12
+50 (108-58)	Marist	11/11/11
+49 (86-37)	Missoui	1/13/15
+48 (92-44)	UT Arlington	11/25/14
+48 (88-40)	Radford	11/23/11
+44 (88-44)	Drexel	12/21/09
+43 (104-61)	Hartford	12/29/09
+40 (85-45)	Grand Canyon	11/14/14
+39 (83-44)	vs. UCLA	12/20/14
+39 (78-39)	vs. W. Virginia	3/26/15

### IN RUPP ARENA

Margin (Score)	Opponent	Date
+58 (86-28)	Montana State	11/13/14
+52 (101-49)	Lafayette	11/16/12
+50 (108-58)	Marist	11/11/11
+49 (86-37)	Missoui	1/13/15
+48 (92-44)	UT Arlington	11/25/14
+48 (88-40)	Radford	11/23/11
+44 (88-44)	Drexel	12/21/09
+43 (104-61)	Hartford	12/29/09
+40 (85-45)	Grand Canyon	11/14/14
+38 (87-49)	Robert Morris	11/17/13
+38 (88-50)	Lipscomb	12/15/12
+38 (82-44)	LSU	1/15/11

### IN SEC PLAY

Margin (Score)	Opponent	Date
+49 (86-37)	Missoui	1/13/15
+38 (82-44)	LSU	1/15/11
+35 (110-75)	Auburn	2/21/15
+34 (77-43)	South Carolina	2/14/15
+34 (86-52)	at South Carolina	2/4/12
<b>+34 (88-54)</b>	<b>Missouri</b>	<b>1/27/16</b>
<b>+34 (82-48)</b>	<b>Georgia</b>	<b>2/9/16</b>
+31 (90-59)	South Carolina	2/19/11
+31 (101-70)	Arkansas	1/23/10
+30 (43-36)	Mississippi State	2/27/13
+30 (79-49)	Georgia	3/1/12

### ON THE ROAD

Margin (Score)	Opponent	Date
+34 (86-52)	at South Carolina	2/4/12
+31 (79-48)	at Portland	11/19/10
<b>+27 (89-62)</b>	<b>at South Carolina</b>	<b>2/13/16</b>
+26 (81-55)	at LSU	2/6/10
+24 (74-50)	at LSU	1/28/12
+22 (70-48)	at Alabama	1/17/15
+22 (75-53)	at Auburn	1/19/13
+18 (66-48)	at Tennessee	2/17/15
+18 (74-56)	at Mississippi State	2/25/15

### NEUTRAL SITE

Margin (Score)	Opponent	Date
+39 (83-44)	vs. UCLA	12/20/14
+39 (78-39)	vs. W. Virginia	3/26/15
+38 (85-47)	vs. Penn State	11/19/11
+32 (72-40)	vs. Kansas	11/18/14
+30 (90-60)	vs. Wake Forest	3/20/10
+29 (74-45)	vs. Tennessee	3/13/10
+29 (100-71)	vs. ETSU	3/18/10
<b>+28 (85-57)</b>	<b>vs. Stony Brook</b>	<b>3/17/16</b>
<b>+26 (85-59)</b>	<b>vs. Alabama</b>	<b>3/11/16</b>
+24 (91-67)	vs. Auburn	3/14/15

### ON THE ROAD IN THE SEC

Margin (Score)	Opponent	Date
+34 (86-52)	at South Carolina	2/4/12
<b>+27 (89-62)</b>	<b>at South Carolina</b>	<b>2/13/16</b>
+26 (81-55)	at LSU	2/6/10
+24 (74-50)	at LSU	1/28/12
+22 (75-53)	at Auburn	1/19/13
+22 (70-48)	at Alabama	1/17/15
+18 (66-48)	at Tennessee	2/17/15
+18 (74-56)	at Mississippi State	2/25/15
<b>+16 (77-61)</b>	<b>at Alabama</b>	<b>1/9/16</b>
+16 (69-53)	at Missouri	1/29/15
+15 (68-53)	at Auburn	1/11/12
+15 (74-59)	at Florida	3/4/12
+15 (58-43)	at South Carolina	1/24/15

### SEC TOURNAMENT

Margin (Score)	Opponent	Date
+29 (74-45)	vs. Tennessee	3/13/10
<b>+26 (85-59)</b>	<b>vs. Alabama</b>	<b>3/11/16</b>
+24 (91-67)	vs. Auburn	3/14/15
+18 (85-67)	vs. LSU	3/14/14
+16 (70-54)	vs. Florida	3/13/11
+15 (64-49)	vs. Florida	3/13/15
+15 (78-63)	vs. Arkansas	3/15/15
+14 (72-58)	vs. Alabama	3/12/11
<b>+13 (93-80)</b>	<b>vs. Georgia</b>	<b>3/12/16</b>
+12 (70-58)	vs. Georgia	3/15/14

### NCAA TOURNAMENT

Margin (Score)	Opponent	Date
+39 (78-39)	vs. W. Virginia	3/26/15
+30 (90-60)	vs. Wake Forest	3/20/10
+29 (100-71)	vs. ETSU	3/18/10
<b>+28 (85-57)</b>	<b>vs. Stony Brook</b>	<b>3/17/16</b>
+23 (79-56)	vs. Hampton	3/19/15
+17 (62-45)	vs. Cornell	3/25/10
+16 (87-71)	vs. Iowa State	3/17/12
+15 (81-66)	vs. WKU	3/15/12
+13 (64-51)	vs. Cincinnati	3/21/15
+12 (102-90)	vs. Indiana	3/23/12
+12 (82-70)	vs. Baylor	3/25/12

### KENTUCKY'S 100-POINT GAMES

Points (Score)	Opponent	Date
110 (110-75)	Auburn	2/21/15
108 (108-58)	Marist	11/11/11
105 (105-76)	UT Arlington	11/19/13
104 (104-61)	Hartford	12/29/09
104 (104-75)	LIU Brooklyn	11/23/12
102 (102-92)	Rider	11/21/09
102 (102-90)	Indiana	3/23/12
101 (101-70)	Arkansas	1/23/10
101 (101-49)	Lafayette	11/16/12
100 (100-71)	E. Tennessee St.	3/18/10

### YEAR BY YEAR 100-POINT SCORING GAMES

Year	No.
2010	4
2011	0
2012	2
2013	2
2014	1
2015	1
2016	0

# CALIPARI ERA SINGLE-GAME TEAM RECORDS

## MOST FIELD GOALS

FGs.	Opp.	Date
46	Marist	11/11/11
44	Auburn	2/21/15
42	LIU-Brooklyn	11/23/12
41	Hartford	12/29/09
40	Lafayette	11/16/12
38	Wake Forest	3/20/10
<b>38</b>	<b>LSU</b>	<b>3/5/16</b>
37	Arkansas	1/23/10
36	Sam Houston	11/19/09
36	vs. UNC Ashe.	11/30/09
36	at Florida	1/12/10

## FEWEST FIELD GOALS

FGs.	Opp.	Date
14	at S. Carolina	3/1/14
16	Alabama	3/4/14
17	Louisville	12/31/11
17	at Auburn	2/12/14
18	vs. LSU	3/9/12
18	vs. Vanderbilt	3/15/13
18	vs. Florida	3/16/14
18	vs. UConn	4/7/14
18	at Texas A&M	1/10/15
18	at S. Carolina	1/24/15

## MOST FIELD-GOAL ATTEMPTS

FGs.	Opp.	Date
77	Arkansas	1/23/10
76	Arkansas	2/27/14
75	Marist	11/11/11
73	at LSU	1/28/14
<b>72</b>	<b>at Auburn</b>	<b>1/16/16</b>
<b>72</b>	<b>LSU</b>	<b>3/5/16</b>
71	at Georgia	1/8/11
71	at Arkansas	2/23/11
71	Baylor	12/1/12

## FEWEST FIELD-GOAL ATTEMPTS

FGs.	Opp.	Date
39	at S. Carolina	1/24/15
40	at R. Morris	3/19/13
41	Tennessee	1/31/12
41	Alabama	1/31/15
42	vs. Cleveland St.	11/24/09
42	vs. LSU	3/9/12
42	vs. Providence	12/1/13
42	Florida	2/15/14
43	at Auburn	1/16/10
43	at Arkansas	3/2/13

## MOST FREE THROWS

FTs.	Opp.	Date
35	vs. Indiana	3/23/12
33	at S. Carolina	3/1/14
32	Louisville	12/31/11
31	Indiana	12/11/10
31	Morehead St.	11/21/12
30	vs. Baylor	3/25/12
30	UNC Asheville	11/8/13
30	vs. Auburn	3/14/15
29	at N. Carolina	12/14/13
<b>29</b>	<b>Illinois State</b>	<b>11/30/15</b>

## FEWEST FREE THROWS

FTs.	Opp.	Date
4	vs. UConn	4/2/11
<b>4</b>	<b>Vanderbilt</b>	<b>1/23/16</b>
6	vs. Princeton	3/17/11
6	at Alabama	1/22/13
6	at Florida	2/12/13
6	vs. Michigan	3/30/14
7	vs. Wake Forest	3/20/10
7	at Georgia	1/24/12
7	at Florida	3/4/12
7	vs. UCLA	12/20/14
7	at LSU	2/10/15

## MOST FREE-THROW ATTEMPTS

FTs.	Opp.	Date
48	UNC Asheville	11/8/13
<b>46</b>	<b>Illinois State</b>	<b>11/30/15</b>
44	Indiana	12/11/10
44	vs. Baylor	3/25/12
43	Louisville	12/31/11
43	at N. Carolina	12/14/13
42	at S. Carolina	3/1/14
41	Morehead St.	11/21/12
41	vs. LSU	3/14/14
40	Alabama	1/21/12
40	E. Michigan	11/27/13
40	at Arkansas	1/14/14
40	at Auburn	2/12/14
40	Ole Miss	1/6/15

## FEWEST FREE-THROW ATTEMPTS

FTs.	Opp.	Date
<b>6</b>	<b>Vanderbilt</b>	<b>1/23/16</b>
10	vs. Wisconsin	4/4/15
11	vs. Princeton	3/17/11
11	Georgia	3/1/12
11	Florida	2/7/12
11	at Florida	3/4/12
11	at Alabama	1/22/13
11	at Florida	2/12/13
11	Mississippi St.	2/27/13
11	vs. Michigan	3/30/14
11	at LSU	2/10/15

## MOST 3-POINTERS

3s.	Opp.	Date
15	vs. ETSU	3/18/10
15	Georgia	3/1/12
14	Hartford	12/29/09
13	ETSU	11/12/10
<b>13</b>	<b>vs. Alabama</b>	<b>3/11/16</b>
12	Vanderbilt	1/30/10
12	Winthrop	12/22/10
12	vs. N. Carolina	3/27/11
12	Chattanooga	12/17/11
12	vs. UCLA	12/20/14
<b>12</b>	<b>Florida</b>	<b>2/6/16</b>

## FEWEST 3-POINTERS

3s.	Opp.	Date
1	vs. Alabama	3/12/10
1	Tennessee	1/31/12
1	vs. LSU	3/9/12
1	LSU	2/22/14
1	Texas	12/5/14

## MOST 3-POINT ATTEMPTS

3s.	Opp.	Date
33	Arkansas	1/23/10
33	vs. ETSU	3/18/10
33	Chattanooga	12/17/11
32	vs. W. Virginia	3/27/10
28	Hartford	12/29/09
28	vs. Vanderbilt	3/11/12
28	Alabama	3/4/14
28	at Texas A&M	1/10/15
27	vs. UConn	4/2/11
27	Georgia	3/1/12

## FEWEST 3-POINT ATTEMPTS

3s.	Opp.	Date
5	at Tennessee	1/14/12
5	vs. Wisconsin	4/5/14
5	vs. Wisconsin	4/4/15
6	Vanderbilt	1/20/15
6	Florida	3/7/15
7	at Indiana	12/10/11
7	vs. Louisville	3/31/12
7	Providence	11/30/14
7	at Missouri	1/29/15

## MOST REBOUNDS

Rebs.	Opp.	Date
59	Arkansas	1/23/10
57	Louisville	12/31/11
56	Robert Morris	11/17/13
<b>54</b>	<b>NIIT</b>	<b>11/14/15</b>
53	at LSU	2/6/10
53	at Miss. State	2/16/10
53	Montana St.	11/23/14
53	at Texas A&M	1/10/15
52	E. Michigan	1/2/13
52	E. Michigan	11/27/13

## FEWEST REBOUNDS

Rebs.	Opp.	Date
21	at Tennessee	2/16/13
21	Alabama	1/31/15
22	vs. Wisconsin	4/4/15
24	Tennessee	1/18/14
24	North Carolina	12/13/14
24	Georgia	2/3/15
25	at R. Morris	3/19/13
25	vs. Baylor	12/6/13
26	Mississippi St.	2/15/11
26	vs. Princeton	3/17/11

## MOST OFFENSIVE REBOUNDS

Rebs.	Opp.	Date
26	Arkansas	2/27/14
24	vs. W. Virginia	3/27/10
24	Grand Canyon	11/14/14
22	Arkansas	1/23/10
22	at Auburn	2/2/14
<b>22</b>	<b>NIIT</b>	<b>11/14/15</b>
21	at Indiana	12/12/09
21	Baylor	12/1/12
21	at S. Carolina	3/1/14
21	Columbia	12/10/14

## FEWEST OFFENSIVE REBOUNDS

Rebs.	Opp.	Date
3	at S. Carolina	1/24/14
5	Georgia	1/29/11
5	Mississippi State	2/15/11
5	Alabama	1/31/15
5	Georgia	2/3/15
6	at Florida	2/5/11
6	vs. Princeton	3/17/11
6	Tennessee	1/31/12
6	vs. Louisville	3/31/12
6	at Florida	3/8/14
6	vs. Wisconsin	4/4/15
<b>6</b>	<b>Vanderbilt</b>	<b>1/23/16</b>
<b>6</b>	<b>at Kansas</b>	<b>1/30/16</b>
<b>6</b>	<b>at Texas A&amp;M</b>	<b>2/20/16</b>

## MOST DEFENSIVE REBOUNDS

Rebs.	Opp.	Date
39	E. Michigan	1/2/13
39	Robert Morris	11/17/13
38	vs. Cleveland St.	11/24/09
38	EKU	12/7/14
38	vs. Hampton	3/19/15
37	Arkansas	1/23/10
37	Louisville	12/31/11
37	at Texas A&M	1/10/15
36	Marist	11/11/11
36	Radford	11/23/11
<b>36</b>	<b>at Florida</b>	<b>3/1/16</b>

## FEWEST DEFENSIVE REBOUNDS

Rebs.	Opp.	Date
9	at Tennessee	2/16/13
13	North Carolina	12/13/14
15	at Alabama	1/18/11
15	vs. Baylor	12/6/13
16	vs. UConn	11/24/10
16	at Auburn	1/11/12
16	Texas A&M	1/12/13
16	Alabama	1/31/15
16	vs. Wisconsin	4/4/15

# CALIPARI ERA SINGLE-GAME TEAM RECORDS

## MOST ASSISTS

Assts.	Opp.	Date
30	Hartford	12/29/09
28	vs. UNC Ash.	11/30/09
28	LIU-Brooklyn	11/23/12
<b>26</b>	<b>LSU</b>	<b>3/5/16</b>
25	vs. UCLA	12/20/14
25	Auburn	2/21/15
24	vs. ETSU	3/18/10
24	Marist	11/11/11
24	Boston	11/21/14

## FEWEST ASSISTS

Assts.	Opp.	Date
5	LSU	2/22/14
6	Vanderbilt	3/1/11
7	vs. Washington	11/23/10
7	at Tennessee	1/14/12
7	Vanderbilt	2/20/13
7	vs. Vanderilt	3/15/13
7	Boise State	12/10/13
7	at Auburn	2/12/14
7	Arkansas	2/27/14
7	vs. Florida	3/13/15
7	vs. Wisconsin	4/4/15

## MOST TURNOVERS

TOs.	Opp.	Date
24	Morehead St.	11/13/09
23	Sam Houston	11/19/09
21	North Carolina	12/5/09
21	vs. ODU	11/20/11
21	Louisville	12/31/11
20	vs. Cleveland St.	11/24/09
20	E. Michigan	11/27/13
<b>20</b>	<b>Albany</b>	<b>11/13/15</b>

## FEWEST TURNOVERS

TOs.	Opp.	Date
3	at S. Carolina	2/4/12
3	at Georgia	3/3/15
4	Portland	11/26/11
4	vs. Wisconsin	4/5/14
4	Columbia	12/10/14
<b>4</b>	<b>Alabama</b>	<b>2/23/16</b>

## MOST BLOCKS

Blks.	Opp.	Date
18	St. John's	12/1/11
<b>15</b>	<b>Stony Brook</b>	<b>3/17/16</b>
14	at Georgia	3/3/10
13	Marist	11/11/11
13	vs. Kansas	11/15/11
13	Arkansas	1/17/12
13	at Ole Miss	1/29/13
13	vs. UCLA	12/20/14

## FEWEST BLOCKS

Blks.	Opp.	Date
1	at Florida	3/8/14
1	vs. Wisconsin	4/5/14
1	at Missouri	1/29/15
1	Alabama	1/31/15
<b>1</b>	<b>Wright State</b>	<b>11/20/15</b>
<b>1</b>	<b>at LSU</b>	<b>1/5/16</b>
<b>1</b>	<b>vs. Alabama</b>	<b>3/11/16</b>
2	vs. Notre Dame	12/8/10
2	at Georgia	3/7/13
2	vs. Vanderbilt	3/15/13
2	at Vanderbilt	1/11/14
2	vs. Georgia	3/15/14
2	vs. Louisville	3/28/14
2	at Florida	2/7/15
<b>2</b>	<b>vs. Ole Miss</b>	<b>1/2/16</b>

## MOST STEALS

Stls.	Opp.	Date
15	Lafayette	11/16/12
13	vs. UConn	12/9/09
<b>13</b>	<b>vs. Ole Miss</b>	<b>1/2/16</b>
12	vs. UNC Ash.	11/30/09
12	Georgia	1/9/10

12	vs. Cornell	3/25/10
12	Portland	11/26/11
12	Lipscomb	12/15/12
12	Providence	11/30/14
12	North Carolina	12/13/14
<b>12</b>	<b>Boston U.</b>	<b>11/24/15</b>

## FEWEST STEALS

Stls.	Opp.	Date
0	vs. Baylor	12/6/13
1	Florida	2/26/11
1	vs. W. Virginia	3/19/11
1	at R. Morris	3/19/13
1	vs. Michigan St.	11/12/13
<b>1</b>	<b>vs. Alabama</b>	<b>3/11/16</b>

## MOST PERSONAL FOULS

Fls.	Opp.	Date
<b>33</b>	<b>at Kansas</b>	<b>1/30/15</b>
31	at N. Carolina	12/14/13
31	at Arkansas	1/14/14
29	at S. Carolina	3/1/14
28	Vanderbilt	1/30/10
27	vs. W. Virginia	3/27/10
<b>27</b>	<b>at UCLA</b>	<b>12/3/15</b>
<b>27</b>	<b>at Florida</b>	<b>3/1/16</b>
26	at N. Carolina	12/4/10
26	at Georgia	3/7/13
26	Texas	12/5/14
26	at Texas A&M	1/10/15
26	vs. Auburn	3/14/15
<b>26</b>	<b>at Tennessee</b>	<b>2/2/16</b>

## FEWEST PERSONAL FOULS

Fls.	Opp.	Date
7	Hartford	12/29/09
8	vs. UNC Ash.	11/30/09
8	Drexel	12/21/09
8	Winthrop	12/22/10
8	vs. Princeton	3/17/11
8	vs. Florida	3/10/12
8	Lafayette	11/16/12
8	Montana St.	11/23/14

## HIGHEST FIELD-GOAL PCT.

Pct.	Opp.	Date
.677	LIU-Brooklyn	11/23/12
.647	Auburn	2/21/15
.645	Lafayette	11/16/12
.643	vs. Providence	12/1/13
.614	South Carolina	2/5/13
.613	Marist	11/11/11
.603	Hartford	12/29/09
.603	vs. Wake Forest	3/20/10
.600	Sam Houston	11/19/09
.593	Boston	11/30/10

## LOWEST FIELD-GOAL PCT.

Pct.	Opp.	Date
.269	at S. Carolina	3/1/14
.281	at Texas A&M	1/10/15
.296	Baylor	12/1/12
.298	Louisville	12/31/11
.309	at Auburn	2/12/14
.327	Alabama	3/4/14
.339	vs. UConn	4/2/11
.342	Arkansas	2/27/14
.343	vs. W. Virginia	3/27/10
.346	vs. Vanderbilt	3/15/13

## HIGHEST FREE-THROW PCT.

Pct.	Opp.	Date
1.000	Austin Peay	12/19/09
1.000	Florida	2/7/12
.958	Tennessee	1/18/14
.955	at Florida	2/7/15
.946	vs. Indiana	3/23/12
.923	at Miss. State	2/25/15
.900	at Ole Miss	2/18/14
.900	vs. Wisconsin	4/4/15
.895	Drexel	12/21/09

min 10 attempts

## LOWEST FREE-THROW PCT.

Pct.	Opp.	Date
.333	vs. UConn	4/2/11
.391	ETSU	11/12/10
.412	vs. Wake Forest	3/20/10
<b>.435</b>	<b>at Vanderbilt</b>	<b>2/27/16</b>
.471	Providence	11/30/14
.478	at Louisville	12/29/12
.500	vs. Oklahoma	11/22/10
.500	vs. Vanderbilt	3/15/13
.500	vs. Georgia	3/15/14
<b>.500</b>	<b>vs. Ole Miss</b>	<b>1/2/16</b>

min 10 attempts

## HIGHEST 3-POINT PERCENTAGE

Pct.	Opp.	Date
<b>.700</b>	<b>at Florida</b>	<b>3/1/16</b>
.692	Drexel	12/21/09
.667	Austin Peay	12/19/09
.636	vs. Michigan	3/30/14
.625	Boston	11/30/10
.600	Florida	2/7/12
<b>.600</b>	<b>Florida</b>	<b>2/6/16</b>
<b>.591</b>	<b>vs. Alabama</b>	<b>3/11/16</b>
.583	at Florida	2/5/11
.583	vs. Arkansas	3/15/15

min 10 attempts

## LOWEST 3-POINT PERCENTAGE

Pct.	Opp.	Date
.077	vs. Alabama	3/12/10
.083	Texas	12/5/14
.091	at Tennessee	2/27/10
.100	Tennessee	1/31/12
.118	Columbia	12/10/14
.125	vs. Cornell	3/25/10
.125	vs. W. Virginia	3/27/10
.125	vs. LSU	3/9/12
.143	Louisville	1/2/10
.143	Georgia	1/9/10

min 10 attempts

## HIGHEST REBOUND MARGIN

Mg.	Opp.	Date
<b>+31</b>	<b>NJIT</b>	<b>11/14/15</b>
+30	Grand Canyon	11/14/14
+28	N. Kentucky	11/10/13
+27	vs. Little Rock	1/3/12
+26	Louisville	12/31/11
<b>+25</b>	<b>Eastern Kentucky</b>	<b>12/9/15</b>
+25	at Indiana	12/12/09
+25	E. Michigan	1/2/13
+24	South Carolina	2/14/15
+23	Drexel	12/21/09
+23	Robert Morris	11/17/13

## LOWEST REBOUND MARGIN

Mg.	Opp.	Date
-18	at Tennessee	2/16/13
-16	vs. Maryland	11/9/12
-16	vs. Baylor	12/6/13
-15	Tennessee	1/18/14
<b>-14</b>	<b>at LSU</b>	<b>1/6/16</b>
-12	vs. Alabama	3/12/10
-12	at S. Carolina	1/24/14
-12	Georgia	2/3/15
-12	vs. Wisconsin	4/4/15
-11	Texas	12/5/14
<b>-11</b>	<b>at Kansas</b>	<b>1/30/16</b>
-10	at Georgia	3/3/10





# PLAYER BIOS

**Skal Labissiere • 6-11 • 225 • Freshman • Forward**

**Port-au-Prince, Haiti (Lausanne Collegiate School)**

LABISSIERE

1



## Notes

- Blocked a career-high-tying six shots, and added 12 points in his NCAA Tournament debut
- Six blocks is the most by any Wildcat this season and tied for the second-most in an NCAA Tourney game
- Named SEC Co-Freshman of the Week twice this season (Nov. 16, 2015 and March 7, 2016)
- Has started six consecutive games and scored in double figures in three of those games
- Bettered his career-high in rebounds vs. Florida and LSU
- Blocked a career-high six shots in the regular-season finale vs. LSU
- John Calipari on Labissiere's finish to the regular season: "He's beginning to be the best he can be"
- Averages 1.7 blocks per game
- His 18 points in the first half vs. NJIT are tied for the fourth-most points by a UK player in the first half in the Coach Calipari era

## Did You Know ...

*Skal can speak three languages fluently – French, Creole and English. He did not speak English before moving to the United States.*

## Skal Labissiere's 2015-16 Game-by-Game Stats

Opponent	Date	gs	min	Total		3-Pointers		Free throws		Rebounds				pf	a	t/o	blk	stl	pts	avg	
				fg-fga	pct	3fg-fga	pct	ft-fa	pct	off	def	tot	avg								
ALBANY	11/13/15	*	30	3-5	.600	0-0	.000	3-4	.750	1	4	5	5.0	2	0	3	4	0	9	9.0	
NJIT	11/14/15	*	21	10-12	.833	0-0	.000	6-6	1.000	3	2	5	5.0	3	0	3	2	1	26	17.5	
vs #5/4 Duke	11/17/15	*	13	3-5	.600	0-0	.000	1-2	.500	2	2	4	4.7	5	1	2	1	0	7	14.0	
WRIGHT STATE	11/20/15	*	24	6-12	.500	0-0	.000	1-5	.200	2	1	3	4.3	4	0	1	1	0	13	13.8	
BOSTON U.	11/24/15	*	29	7-13	.538	0-0	.000	2-5	.400	2	5	7	4.8	3	0	2	3	1	16	14.2	
vs USF	11/27/15	*	29	5-8	.625	0-0	.000	7-8	.875	0	4	4	4.7	3	2	0	3	1	17	14.7	
ILLINOIS STATE	11/30/15	*	16	0-1	.000	0-0	.000	2-2	1.000	0	2	2	4.3	3	0	1	1	0	2	12.9	
at UCLA	12/03/15	*	16	2-3	.667	0-0	.000	2-2	1.000	0	1	1	3.9	4	0	1	2	0	6	12.0	
EKU	12/9/15	*	25	3-6	.500	0-0	.000	4-4	1.000	2	2	4	3.9	3	2	3	3	0	10	11.8	
ARIZONA STATE	12/12/15	*	13	0-2	.000	0-0	.000	0-0	.000	0	0	0	3.5	5	0	1	1	0	0	10.6	
vs Ohio State	12/19/15	*	21	1-7	.143	0-0	.000	0-0	.000	1	4	5	3.6	1	0	0	2	0	2	9.8	
#16/15 LOUISVILLE	12/26/15	10	0-3	.000	0-0	.000	2-2	1.000	1	2	3	3.6	2	0	0	0	1	2	9.2		
OLE MISS	01/02/16	14	4-7	.571	0-0	.000	1-2	.500	3	0	3	3.5	5	0	0	0	0	9	9.2		
at LSU	01/05/16	16	1-3	.333	0-0	.000	1-2	.500	1	1	2	3.4	2	0	1	0	0	3	8.7		
at Alabama	1/9/16	4	0-1	.000	0-0	.000	0-0	.000	0	1	1	3.3	3	0	0	1	0	0	8.1		
MISSISSIPPI STATE	01/12/16	14	2-3	.667	0-0	.000	1-2	.500	1	3	4	3.3	1	0	1	1	0	5	7.9		
at Auburn	01/16/16	8	2-3	.667	0-0	.000	0-0	.000	0	2	2	3.2	3	0	1	1	0	4	7.7		
at Arkansas	01/21/16	20	4-10	.400	0-0	.000	3-4	.750	2	1	3	3.2	4	0	0	3	1	11	7.9		
VANDERBILT	01/23/16	4	0-1	.000	0-1	.000	0-0	.000	0	0	0	3.1	2	0	0	0	0	0	7.5		
MISSOURI	01/27/16	18	6-8	.750	0-0	.000	0-1	.000	0	0	0	2.9	1	0	2	5	1	12	7.7		
at #4/3 Kansas	01/30/16	14	2-3	.667	0-0	.000	0-0	.000	0	0	0	2.8	5	0	1	1	0	4	7.5		
at Tennessee	02/02/16	11	1-2	.500	0-0	.000	0-0	.000	0	2	2	2.7	2	1	1	3	0	2	7.3		
FLORIDA	02/06/16	15	1-3	.333	0-0	.000	0-0	.000	1	2	3	2.7	4	0	3	1	0	2	7.0		
GEORGIA	02/09/16	18	3-9	.333	0-1	.000	0-0	.000	4	3	7	2.9	5	0	0	1	0	6	7.0		
at RV/#20 South Carolina	2/13/16	16	2-4	.500	0-0	.000	0-0	.000	1	0	1	2.8	4	0	1	1	1	4	6.9		
TENNESSEE	02/18/16	14	2-6	.333	0-0	.000	0-0	.000	1	3	4	2.9	3	1	1	0	0	4	6.8		
at #RV/24 Texas A&M	02/20/16	9	1-1	1.000	0-0	.000	1-2	.500	1	2	3	2.9	2	0	0	1	0	3	6.6		
ALABAMA	02/23/16	9	1-3	.333	0-0	.000	0-0	.000	0	2	2	2.9	1	0	0	1	0	2	6.5		
at Vanderbilt	02/27/16	8	0-1	.000	0-0	.000	0-0	.000	0	1	1	2.8	4	0	0	1	0	0	6.2		
at Florida	3/1/16	*	15	5-10	.500	0-0	.000	1-4	.250	3	5	8	3.0	4	0	1	1	1	11	6.4	
LSU	03/05/16	*	25	8-10	.800	0-0	.000	2-3	.667	2	7	9	3.2	1	2	2	6	0	18	6.8	
vs Alabama	03/11/16	*	18	3-6	.500	0-0	.000	1-2	.500	1	4	5	3.2	2	0	0	0	0	7	6.8	
vs Georgia	03/12/16	*	4	1-1	1.000	0-0	.000	0-0	.000	0	0	0	3.1	3	0	0	0	0	2	6.6	
vs #17/17 Texas A&M	03/13/16	*	8	1-2	.500	0-0	.000	0-0	.000	0	1	1	3.1	3	1	0	2	0	2	6.5	
vs Stony Brook	03-17-16	*	23	6-10	.600	0-0	.000	0-0	.000	0	4	4	3.1	3	1	0	6	1	12	6.7	
Totals			17	552	96-184	.522	0-2	.000	41-62	.661	35	73	108	3.1	105	11	32	59	9	233	6.7

## 2015-16 Averages

Games played	35
Minutes/game	15.8
Points/game	6.7
FG Pct	52.2
3FG Pct	0.0
FT Pct	66.1
Rebounds/game	3.1
Assists/game	0.3
Turnovers/game	0.9
Assist/turnover ratio	0.3
Steals/game	0.3
Blocks/game	1.7

## Season Highs

Points	26 vs. NJIT (11/14/15)
FG Made	10 vs. NJIT (11/14/15)
FG Attempts	13 vs BOSTON (11/24/15)
FG Pct (min 5 made)	.833 (10-12) vs. NJIT (11/14/15)
3FG Attempts	.1, twice, last vs. GEORGIA (2/9/16)
FT Made	7 vs. USF (11/27/15)
FT Attempts	8 vs. USF (11/27/15)
FT Pct (min 3 made)	1.000 (6-6) 2x, last vs. NJIT (11/14/15)
Rebounds	9 vs. LSU (3/5/16)
Assists	2, 3x, last vs. LSU (3/5/16)
Steals	1, 9x, last vs. Stony Brook (3/18/16)
Blocks	6, twice, last vs. Stony Brook (3/18/16)
Minutes	30 vs. vs ALBANY (11/13/15)

## Career Highs

Points	26 vs. NJIT (11/14/15)
FG Made	10 vs. NJIT (11/14/15)
FG Attempts	13 vs BOSTON (11/24/15)
FG Pct (min 5 made)	.833 (10-12) vs. NJIT (11/14/15)
3FG Attempts	.1, twice, last vs. GEORGIA (2/9/16)
FT Made	7 vs. USF (11/27/15)
FT Attempts	8 vs. USF (11/27/15)
FT Pct (min 3 made)	1.000 (6-6) 2x, last vs. NJIT (11/14/15)
Rebounds	9 vs. LSU (3/5/16)
Assists	2, 3x, last vs. LSU (3/5/16)
Steals	1, 9x, last vs. Stony Brook (3/18/16)
Blocks	6, twice, last vs. Stony Brook (3/18/16)
Minutes	30 vs. vs ALBANY (11/13/15)

## Skal Labissiere's Career Stats

Year	GP-GS	Min-Avg	FG-FGA	Pct	3FG-FGA	Pct	FT-FTA	Pct	Off-Def-Tot-Avg	PF-FO	Ast	TO	Blk	Stl	Pts	Avg
2015-16	35-17	552-15.8	96-184	.522	0-2	.000	41-62	.661	35-73-108-3.1	105-5	11	32	59	9	233	6.7
<b>TOTAL</b>	<b>35-17</b>	<b>552-15.8</b>	<b>96-184</b>	<b>.522</b>	<b>0-2</b>	<b>.000</b>	<b>41-62</b>	<b>.661</b>	<b>35-73-108-3.1</b>	<b>105-5</b>	<b>11</b>	<b>32</b>	<b>59</b>	<b>9</b>	<b>233</b>	<b>6.7</b>

# PLAYER BIOS

**Tyler Ulis • 5-9 • 160 • Sophomore • Guard**  
Chicago (Marian Catholic)



### Notes

- SEC Player of the Year, All-SEC First Team, SEC Defensive Player of the Year and SEC All-Defensive Team
- Named All-America First Team by Sporting News, USA Today and Sports Illustrated, and Second Team by USBWA
- Wooden Award Finalist, Oscar Robertson Trophy Finalist, Bob Cousy Award finalist and Naismith Midseason List
- Averaging a team-best 24.0 points and 8.3 assists with a 5.0 assist-to-turnover ratio in six games vs. ranked opponents
- Averaging 7.1 assists a game and on track to break John Wall's UK single-season assists mark (6.5)
- Passed John Wall for the UK single-season assists record (243) vs. Stony Brook
- SEC Tournament MVP. Scored a career-high 30 in the championship game
- Eight double-doubles this season (four in the last eight games) with seven of them coming by way of the points-assists variety. Seven points-assists double-doubles are the most in the Calipari era (John Wall had three in 2009-10)
- Has scored in double figures in all but one of the last 26 games, and 20 in a row
- Recorded 14 games with at least 20 points and at least five assists, the first player in school history to do so
- Has dished 10 or more assists in a school-record seven games, and four or more assists in a school-record 28 straight
- Now has 378 career assists, which is 10th place on UK's career list
- The 16th player in school history with at least 300 career assists
- Is on a school-record streak 28 consecutive games with at least four assists

### Did You Know ...

*Tyler idolized Allen Iverson growing up and has always worn No. 3*

### Tyler Ulis' 2015-16 Game-by-Game Stats

Opponent	Date	gs	min	Total		3-Pointers		Free throws		Rebounds				pts	avg					
				fg-fga	pct	3fg-fga	pct	ft-fa	pct	off	def	tot	avg							
ALBANY	11/13/15	37	4-9	.444	2-5	.400	2-2	1.000	1	3	4	4.0	3	2	5	0	12	12.0		
NJIT	11/14/15	31	1-8	.125	0-2	.000	3-4	.750	2	3	5	4.5	1	5	1	0	0	5	8.5	
vs #5/4 Duke	11/17/15	40	6-13	.462	0-4	.000	6-6	1.000	0	4	4	4.3	0	6	0	1	2	18	11.7	
WRIGHT STATE	11/20/15	36	5-9	.556	1-3	.333	10-12	.833	0	2	2	3.8	1	5	2	0	2	21	14.0	
BOSTON U.	11/24/15	34	4-12	.333	1-5	.200	6-6	1.000	0	6	6	4.2	1	6	2	0	3	15	14.2	
vs USF	11/27/15	14	2-4	.500	2-2	1.000	2-2	1.000	2	0	2	3.8	0	2	1	0	2	8	13.2	
ILLINOIS STATE	11/30/15	dnp																		
at UCLA	12/03/15	38	2-12	.167	1-5	.200	4-4	1.000	0	2	2	3.6	3	9	2	0	2	9	12.6	
EKU	12/9/15	39	3-10	.300	2-6	.333	1-2	.500	0	4	4	3.6	0	8	2	0	1	9	12.1	
ARIZONA STATE	12/12/15	40	3-11	.273	2-7	.286	4-5	.800	1	4	5	3.8	0	6	2	0	0	12	12.1	
vs Ohio State	12/19/15	39	4-12	.333	1-7	.143	2-2	1.000	1	1	2	3.6	1	4	3	0	1	11	12.0	
#16/15 LOUISVILLE	12/26/15	39	7-12	.583	4-7	.571	3-4	.750	0	1	1	3.4	2	8	1	1	1	21	12.8	
OLE MISS	01/02/16	38	8-13	.615	1-6	.167	3-4	.750	1	2	3	3.3	3	10	3	0	6	20	13.4	
at LSU	01/05/16	40	7-16	.438	2-6	.333	7-8	.875	1	0	1	3.2	1	6	2	0	0	23	14.2	
at Alabama	1/9/16	39	2-7	.286	0-1	.000	4-6	.667	0	5	5	3.3	2	8	1	1	1	8	13.7	
MISSISSIPPI STATE	01/12/16	36	7-14	.500	2-6	.333	5-5	1.000	1	2	3	3.3	3	5	4	0	2	21	14.2	
at Auburn	01/16/16	40	5-17	.294	0-3	.000	7-7	1.000	5	5	10	3.7	4	8	1	0	0	17	14.4	
at Arkansas	01/21/16	38	4-10	.400	2-3	.667	14-15	.933	0	1	1	3.5	3	5	1	0	1	24	14.9	
VANDERBILT	01/23/16	34	9-13	.692	2-4	.500	1-1	1.000	0	3	3	3.5	3	5	2	0	1	21	15.3	
MISSOURI	01/27/16	29	9-14	.643	2-6	.333	0-0	.000	0	2	2	3.4	0	8	3	0	0	20	15.5	
at #4/3 Kansas	01/30/16	45	11-19	.579	1-6	.167	3-4	.750	0	2	2	3.4	2	8	3	0	3	26	16.1	
at Tennessee	02/02/16	38	3-10	.300	2-4	.500	12-14	.857	0	0	0	3.2	5	5	1	0	2	20	16.2	
FLORIDA	02/06/16	38	7-12	.583	2-3	.667	2-3	.667	1	3	4	3.2	2	11	2	0	2	18	16.3	
GEORGIA	02/09/16	34	6-11	.545	0-2	.000	2-3	.667	0	3	3	3.2	1	8	0	0	3	14	16.2	
at RV#20 South Carolina	2/13/16	38	7-14	.500	4-8	.500	9-11	.818	0	0	0	3.1	1	12	1	0	2	27	16.7	
TENNESSEE	02/18/16	35	3-15	.200	1-4	.250	4-4	1.000	0	4	4	3.1	2	9	2	0	0	11	16.4	
at #RV/24 Texas A&M	02/20/16	45	7-12	.583	3-5	.600	5-6	.833	0	4	4	3.2	2	11	4	1	1	22	16.7	
ALABAMA	02/23/16	36	5-13	.385	0-3	.000	9-11	.818	0	5	5	3.2	2	10	1	0	3	19	16.7	
at Vanderbilt	02/27/16	39	5-20	.250	0-7	.000	2-4	.500	1	2	3	3.2	3	6	1	0	1	12	16.6	
at Florida	3/1/16	37	5-10	.500	2-3	.667	7-8	.875	0	4	4	3.2	3	11	4	0	1	19	16.7	
LSU	03/05/16	38	5-16	.313	1-5	.200	3-4	.750	1	4	5	3.3	1	14	1	0	0	14	16.6	
vs Alabama	03/11/16	31	5-11	.455	2-2	1.000	5-5	1.000	0	1	1	3.2	2	5	2	0	0	17	16.6	
vs Georgia	03/12/16	39	7-16	.438	4-7	.571	7-8	.875	1	0	1	3.2	1	5	1	0	2	25	16.8	
vs #17/17 Texas A&M	03/13/16	45	10-17	.588	3-5	.600	7-8	.875	0	3	3	3.2	0	5	1	0	3	30	17.2	
vs Stony Brook	03-17-16	30	4-10	.400	0-2	.000	2-2	1.000	0	1	1	3.1	1	7	3	0	1	10	17.0	
Totals		34	1249	182-422	.431	52-154	.338	163-190	.858	19	86	105	3.1	59	243	65	4	49	579	17.0

### 2015-16 Averages

Games played.....	34
Minutes/game.....	36.7
Points/game.....	17.0
FG Pct.....	43.1
3FG Pct.....	33.8
FT Pct.....	85.8
Rebounds/game.....	3.1
Assists/game.....	7.1
Turnovers/game.....	1.9
Assist/turnover ratio.....	3.7
Steals/game.....	1.4
Blocks/game.....	0.1

### Season Highs

Points..... 30 vs. Texas A&M (3/13/16)  
FG Made..... 11 at Kansas (1/30/16)  
FG Attempts..... 20 at Vanderbilt (2/27/16)  
FG Pct (min 5 made)... .692 (9-13) vs. VANDERBILT (1/23/16)  
3FG Made..... 4, 3x, last vs. Georgia (3/12/16)  
3FG Attempts..... 8 at South Carolina (2/13/16)  
3FG Pct (min 2 made)..... 1.000 (2-2) vs. USF (1/27/15)  
FT Made..... 14 at Arkansas (1/21/16)  
FTs Atts..... 15 at Arkansas (1/21/16)  
FT Pct (min 3 made)..... 1.000 7x, best: 5-5 vs. Alabama (3/11/16)  
Rebounds..... 10 at Auburn (1/16/16)  
Assists..... 14 vs. LSU (3/5/16)  
Steals..... 6 vs. OLE MISS (1/2/16)  
Blocks..... 1, 4x, last at Texas A&M (2/20/16)  
Minutes..... 45, 3x, last vs. Texas A&M (3/13/16)

### Career Highs

Points..... 30 vs. Texas A&M (3/13/16)  
FG Made..... 11 at Kansas (1/30/16)  
FG Attempts..... 20 at Vanderbilt (2/27/16)  
FG Pct (min 5 made)..... .615 (8-13) vs. OLE MISS (1/2/16)  
3FG Made..... 4, 3x, last vs. Georgia (3/12/16)  
3FG Attempts 7, 3x, last vs. LOUISVILLE (12/26/15)  
FT Made..... 14 at Arkansas (1/21/16)  
FTs Atts..... 15 at Arkansas (1/21/16)  
FT Pct (min 3 made) . 1.000 9x, best: 5-5 vs. Alabama (3/11/16)  
Rebounds..... 10 at Auburn (1/16/16)  
Assists..... 14 vs. LSU (3/5/16)  
Steals..... 6 vs. OLE MISS (1/2/16)  
Blocks..... 1, 4x, last at Texas A&M (2/20/16)  
Minutes..... 45, 3x, last vs. Texas A&M (3/13/16)

### Tyler Ulis' Career Stats

Year	GP-GS	Min-Avg	FG-FGA	Pct	3FG-FGA	Pct	FT-FTA	Pct	Off-Def-Tot-Avg	PF-FO	Ast	TO	Blk	Stl	Pts	Avg
2014-15	37-0	882-23.8	67-165	.406	33-77	.429	42-52	.808	16-51-67-1.8	56-0	135	38	2	37	209	5.6
2015-16	34-34	1249-36.7	182-422	.431	52-154	.338	163-190	.858	19-86-105-3.1	59-1	243	65	4	49	579	17.0
TOTAL	71-34	2131-30.0	249-587	.424	85-231	.368	205-242	.847	35-137-172-2.4	115-1	378	103	6	86	788	11.1

# PLAYER BIOS

**Charles Matthews • 6-6 • 189 • Freshman • Guard**

**Chicago (Saint Rita)**



### Notes

- Gave UK some gritty minutes in the final two games of the SEC Tournament
- John Calipari on Matthews' effort in the SEC Tournament Semifinal: "That's the best version of him"
- Grabbed five rebounds in two straight games vs. Georgia and at South Carolina in regular-season play
- Posted seven points and five rebounds in 16 minutes vs. Georgia
  - The seven points were his most since scoring seven vs. Eastern Kentucky on Dec. 9, and the five rebounds were his most since grabbing seven against Boston U. on Nov. 24
- Had a career-high two steals vs. Ole Miss
- Played a career-high 34 minutes against Illinois State
- Scored a career-high 11 points on 4-of-5 shooting and knocked down his first career 3 against South Florida
- Grabbed a career-high seven rebounds against Boston University
- Made his first career start in the opener against Albany and started against Illinois State and against Louisville
- Appeared in all 34 games this season

### Did You Know ...

*Charles is wearing No. 4 for the first time in his career because coming to Kentucky is a new experience and he wanted a new number to go with it.*

### Charles Matthews' 2015-16 Game-by-Game Stats

Opponent	Date	gs	min	Total		3-Pointers		Free throws		Rebounds				pf	a	t/o	blk	stl	pts	avg
				fg-fga	pct	3fg-fga	pct	ft-fa	pct	off	def	tot	avg							
ALBANY	11/13/15	15	2-2	1.000	0-0	.000	0-0	.000	1	1	2	2.0	3	0	1	0	0	4	4.0	
NJIT	11/14/15	17	0-2	.000	0-1	.000	1-2	.500	0	0	0	1.0	0	2	0	0	1	2.5		
vs #5/4 Duke	11/17/15	7	0-0	.000	0-0	.000	0-0	.000	0	0	0	0.7	0	0	0	1	0	1.7		
WRIGHT STATE	11/20/15	13	2-2	1.000	0-0	.000	0-0	.000	1	0	1	0.8	3	0	1	0	4	2.3		
BOSTON U.	11/24/15	18	1-1	1.000	0-0	.000	1-4	.250	3	4	7	2.0	0	2	1	0	3	2.4		
vs USF	11/27/15	24	4-5	.800	1-1	1.000	2-2	1.000	1	1	2	2.0	2	1	2	0	1	3.8		
ILLINOIS STATE	11/30/15	34	1-6	.167	0-1	.000	3-8	.375	1	2	3	2.1	3	2	3	1	2	5.0		
at UCLA	12/03/15	14	1-4	.250	0-1	.000	0-0	.000	2	1	3	2.3	1	1	0	0	2	3.8		
EKU	12/9/15	13	3-4	.750	0-0	.000	1-1	1.000	1	1	2	2.2	1	0	2	0	7	4.1		
ARIZONA STATE	12/12/15	8	0-1	.000	0-0	.000	0-0	.000	1	0	1	2.1	0	1	1	0	3.7			
vs Ohio State	12/19/15	7	0-0	.000	0-0	.000	0-0	.000	0	0	0	1.9	1	0	1	0	3.4			
#16/15 LOUISVILLE	12/26/15	10	1-3	.333	0-0	.000	0-0	.000	1	1	2	1.9	4	0	0	0	2	3.3		
OLE MISS	01/02/16	10	1-1	1.000	0-0	.000	1-2	.500	1	0	1	1.8	2	0	0	0	2	3.2		
at LSU	01/05/16	7	0-0	.000	0-0	.000	0-0	.000	1	0	1	1.8	1	1	0	0	3.0			
at Alabama	1/9/16	3	0-1	.000	0-0	.000	0-0	.000	0	0	0	1.7	1	0	0	0	2.8			
MISSISSIPPI STATE	01/12/16	2	0-1	.000	0-0	.000	0-0	.000	0	0	0	1.6	1	0	1	0	2.6			
at Auburn	01/16/16	7	0-0	.000	0-0	.000	0-0	.000	0	0	0	1.5	1	1	0	0	2.5			
at Arkansas	01/21/16	12	0-1	.000	0-0	.000	1-2	.500	2	1	3	1.6	0	0	0	0	1	2.4		
VANDERBILT	01/23/16	15	1-2	.500	0-0	.000	0-2	.000	2	0	2	1.6	2	1	2	0	2	2.4		
MISSOURI	01/27/16	17	1-2	.500	0-0	.000	0-0	.000	2	1	3	1.7	0	0	1	0	2	2.4		
at #4/3 Kansas	01/30/16	2	0-0	.000	0-0	.000	0-0	.000	0	0	0	1.6	0	0	0	0	0	2.2		
at Tennessee	02/02/16	3	0-0	.000	0-0	.000	0-0	.000	0	0	0	1.5	1	0	0	0	0	2.1		
FLORIDA	02/06/16	11	1-4	.250	0-0	.000	0-1	.000	0	1	1	1.5	0	0	0	0	2	2.1		
GEORGIA	02/09/16	16	2-2	1.000	0-0	.000	3-4	.750	3	2	5	1.6	1	0	0	0	7	2.3		
at RV#20 South Carolina	2/13/16	12	1-3	.333	0-0	.000	0-0	.000	2	3	5	1.8	1	1	1	0	2	2.3		
TENNESSEE	02/18/16	15	0-2	.000	0-0	.000	0-1	.000	1	1	2	1.8	2	0	1	0	1	2.2		
at #RV/24 Texas A&M	02/20/16	7	0-1	.000	0-0	.000	0-0	.000	0	1	1	1.7	0	0	0	0	0	2.1		
ALABAMA	02/23/16	5	0-0	.000	0-0	.000	0-0	.000	0	2	2	1.8	0	0	0	0	1	2.1		
at Vanderbilt	02/27/16	11	0-0	.000	0-0	.000	0-2	.000	2	2	4	1.8	1	0	2	1	0	2.0		
at Florida	3/1/16	3	0-0	.000	0-0	.000	0-0	.000	0	0	0	1.8	0	0	0	0	0	1.9		
LSU	03/05/16	2	0-0	.000	0-0	.000	0-0	.000	0	0	0	1.7	0	0	0	0	0	1.9		
vs Alabama	03/11/16	3	0-0	.000	0-0	.000	0-0	.000	0	0	0	1.7	0	0	0	0	0	1.8		
vs Georgia	03/12/16	11	0-1	.000	0-0	.000	0-0	.000	1	2	3	1.7	1	0	0	1	2	1.8		
vs #17/17 Texas A&M	03/13/16	7	0-0	.000	0-0	.000	1-3	.333	2	0	2	1.7	0	0	1	0	1	1.7		
vs Stony Brook	03-17-16	8	1-1	1.000	0-0	.000	0-0	.000	1	0	1	1.7	0	0	1	0	2	1.7		
Totals		3	369	23-52	.442	1-4	.250	14-34	.412	32	27	59	1.7	33	13	19	6	15	61	1.7

### 2015-16 Averages

Games played	35
Minutes/game	10.5
Points/game	1.7
FG Pct	44.2
3FG Pct	25.0
FT Pct	41.2
Rebounds/game	1.7
Assists/game	0.4
Turnovers/game	0.5
Assist/turnover ratio	0.7
Steals/game	0.4
Blocks/game	0.2

### Season Highs

Points	11 vs. USF (11/27/15)
FG Made	4 vs. USF (11/27/15)
FG Atts	6 vs. ILLINOIS ST. (11/30/15)
3-FG Made	1 vs. USF (11/27/15)
3-FG Atts	1, 4x, last at UCLA (12/3/15)
FTs Made	3, twice, last vs. GEORGIA (2/9/16)
FTs Atts	8 vs. ILLINOIS ST. (11/30/15)
FT Pct (min 3 made)	.750 (3-4) vs. GEORGIA (2/9/16)
Rebounds	7 vs. BOSTON (11/24/15)
Assists	2, 3x, last vs. ILLINOIS ST. (11/30/15)
Steals	2, 3x, last vs. Georgia (3/12/16)
Blocks	2 at Vanderbilt (2/27/16)
Minutes	34 vs. ILLINOIS ST. (11/30/15)

### Career Highs

Points	11 vs. USF (11/27/15)
FG Made	4 vs. USF (11/27/15)
FG Atts	6 vs. ILLINOIS ST. (11/30/15)
3-FG Made	1 vs. USF (11/27/15)
3-FG Atts	1, 4x, last at UCLA (12/3/15)
FTs Made	3, twice, last vs. GEORGIA (2/9/16)
FTs Atts	8 vs. ILLINOIS ST. (11/30/15)
FT Pct (min 3 made)	.750 (3-4) vs. GEORGIA (2/9/16)
Rebounds	7 vs. BOSTON (11/24/15)
Assists	2, 3x, last vs. ILLINOIS ST. (11/30/15)
Steals	2, 3x, last vs. Georgia (3/12/16)
Blocks	2 at Vanderbilt (2/27/16)
Minutes	34 vs. ILLINOIS ST. (11/30/15)

### Charles Matthews' Career Stats

Year	GP-GS	Min-Avg	FG-FGA	Pct	3FG-FGA	Pct	FT-FTA	Pct	Off-Def-Tot-Avg	PF-FO	Ast	TO	Blk	Stl	Pts	Avg
2015-16	35-3	369-10.5	23-52	.442	1-4	.250	14-34	.412	32-27-59-1.7	33-0	13	19	6	15	61	1.7
TOTAL	35-3	369-10.5	23-52	.442	1-4	.250	14-34	.412	32-27-59-1.7	33-0	13	19	6	15	61	1.7

# PLAYER BIOS

**Jonny David • 6-2 • 175 • Freshman • Guard**

**Pittsburgh (Mt. Lebanon)**



### Notes

- Scored his first career points at the free throw line in the final minute of the USF game
- Saw his first action of his career late in the game vs. NJIT
- Averaged 18.5 points per game as a senior in high school
- An all-state performer and a 1,000-point scorer at Mt. Lebanon

### Did You Know ...

*His father, Joseph, was his high school coach. Joseph was also one of John Calipari's first players while an assistant coach at Pittsburgh.*

### Jonny David's 2015-16 Game-by-Game Stats

Opponent	Date	gs	min	Total		3-Pointers		Free throws		Rebounds				pf	a	t/o	blk	stl	pts	avg
				fg-fga	pct	3fg-fga	pct	ft-fa	pct	off	def	tot	avg							
ALBANY	11/13/15		dnp	-	-	-	-	-	-	-	-	-	-	-	-	-	-	-	-	-
NJIT	11/14/15	2		0-0	.000	0-0	.000	0-0	.000	0	0	0	0.0	0	0	0	0	0	0	0.0
vs #5/4 Duke	11/17/15		dnp	-	-	-	-	-	-	-	-	-	-	-	-	-	-	-	-	-
WRIGHT STATE	11/20/15		dnp	-	-	-	-	-	-	-	-	-	-	-	-	-	-	-	-	-
BOSTON U.	11/24/15	1		0-0	.000	0-0	.000	0-0	.000	0	0	0	0.0	0	0	0	0	0	0	0.0
vs USF	11/27/15	1		0-0	.000	0-0	.000	2-2	1.000	0	0	0	0.0	0	0	0	0	0	2	0.7
ILLINOIS STATE	11/30/15		dnp	-	-	-	-	-	-	-	-	-	-	-	-	-	-	-	-	-
at UCLA	12/03/15		dnp	-	-	-	-	-	-	-	-	-	-	-	-	-	-	-	-	-
EKU	12/9/15		dnp	-	-	-	-	-	-	-	-	-	-	-	-	-	-	-	-	-
ARIZONA STATE	12/12/15	1		0-1	.000	0-1	.000	0-0	.000	0	0	0	0.0	0	0	1	0	0	0	0.5
vs Ohio State	12/19/15		dnp	-	-	-	-	-	-	-	-	-	-	-	-	-	-	-	-	-
#16/15 LOUISVILLE	12/26/15		dnp	-	-	-	-	-	-	-	-	-	-	-	-	-	-	-	-	-
OLE MISS	01/02/16		dnp	-	-	-	-	-	-	-	-	-	-	-	-	-	-	-	-	-
at LSU	01/05/16		dnp	-	-	-	-	-	-	-	-	-	-	-	-	-	-	-	-	-
at Alabama	1/9/16		dnp	-	-	-	-	-	-	-	-	-	-	-	-	-	-	-	-	-
MISSISSIPPI STATE	01/12/16		dnp	-	-	-	-	-	-	-	-	-	-	-	-	-	-	-	-	-
at Auburn	01/16/16	0		0-0	.000	0-0	.000	0-0	.000	0	0	0	0.0	0	0	0	0	0	0	0.4
at Arkansas	01/21/16	0		0-0	.000	0-0	.000	0-0	.000	0	0	0	0.0	0	0	0	0	0	0	0.3
VANDERBILT	01/23/16		dnp	-	-	-	-	-	-	-	-	-	-	-	-	-	-	-	-	-
MISSOURI	01/27/16	1		0-1	.000	0-1	.000	0-0	.000	0	0	0	0.0	1	0	0	0	0	0	0.3
at #4/3 Kansas	01/30/16		dnp	-	-	-	-	-	-	-	-	-	-	-	-	-	-	-	-	-
at Tennessee	02/02/16		dnp	-	-	-	-	-	-	-	-	-	-	-	-	-	-	-	-	-
FLORIDA	02/06/16		dnp	-	-	-	-	-	-	-	-	-	-	-	-	-	-	-	-	-
GEORGIA	02/09/16	2		0-0	.000	0-0	.000	0-0	.000	0	0	0	0.0	0	0	0	0	0	0	0.3
at RV#20 South Carolina	2/13/16		dnp	-	-	-	-	-	-	-	-	-	-	-	-	-	-	-	-	-
TENNESSEE	02/18/16	1		0-0	.000	0-0	.000	0-0	.000	0	0	0	0.0	0	0	0	0	0	0	0.2
at #RV/24 Texas A&M	02/20/16		dnp	-	-	-	-	-	-	-	-	-	-	-	-	-	-	-	-	-
ALABAMA	02/23/16		dnp	-	-	-	-	-	-	-	-	-	-	-	-	-	-	-	-	-
at Vanderbilt	02/27/16	1		0-0	.000	0-0	.000	0-0	.000	0	0	0	0.0	0	0	0	0	0	0	0.2
at Florida	3/1/16		dnp	-	-	-	-	-	-	-	-	-	-	-	-	-	-	-	-	-
LSU	03/05/16		dnp	-	-	-	-	-	-	-	-	-	-	-	-	-	-	-	-	-
vs Alabama	03/11/16		dnp	-	-	-	-	-	-	-	-	-	-	-	-	-	-	-	-	-
vs Georgia	03/12/16		dnp	-	-	-	-	-	-	-	-	-	-	-	-	-	-	-	-	-
vs #17/17 Texas A&M	03/13/16		dnp	-	-	-	-	-	-	-	-	-	-	-	-	-	-	-	-	-
vs Stony Brook	03-17-16	1		0-0	.000	0-0	.000	0-0	.000	0	0	0	0.0	0	0	0	0	0	0	0.2
Totals		0	11	0-2	.000	0-2	.000	2-2	1.000	0	0	0	0.0	1	0	1	0	0	2	0.2

### 2015-16 Averages

Games played	11
Minutes/game	1.0
Points/game	0.2
FG Pct	0.0
3FG Pct	0.0
FT Pct	100.0
Turnovers/game	0.1

### Season Highs

Points.....2 vs. USF (11/27/15)  
 FG Atts..... 1, twice, last vs. MISSOURI (1/27/16)  
 FG Atts..... 1, twice, last vs. MISSOURI (1/27/16)  
 FTs Made .....2 vs. USF (11/27/15)  
 FTs Atts.....2 vs. USF (11/27/15)  
 Minutes .....2, twice, last vs. GEORGIA (2/9/16)

### Career Highs

Points.....2 vs. USF (11/27/15)  
 FG Atts..... 1, twice, last vs. MISSOURI (1/27/16)  
 FG Atts..... 1, twice, last vs. MISSOURI (1/27/16)  
 FTs Made .....2 vs. USF (11/27/15)  
 FTs Atts.....2 vs. USF (11/27/15)  
 Minutes .....2, twice, last vs. GEORGIA (2/9/16)

### Jonny David's Career Stats

Year	GP-GS	Min-Avg	FG-FGA	Pct	3FG-FGA	Pct	FT-FTA	Pct	Off-Def-Tot-Avg	PF-FO	Ast	TO	Blk	Stl	Pts	Avg
2015-16	11-0	11-1.0	0-2	.000	0-2	.000	2-2	1.000	0-0-0-0.0	1-0	0	1	0	0	2	0.2
<b>TOTAL</b>	<b>11-0</b>	<b>11-1.0</b>	<b>0-2</b>	<b>.000</b>	<b>0-2</b>	<b>.000</b>	<b>2-2</b>	<b>1.000</b>	<b>0-0-0-0.0</b>	<b>1-0</b>	<b>0</b>	<b>1</b>	<b>0</b>	<b>0</b>	<b>2</b>	<b>0.2</b>

# PLAYER BIOS

**Mychal Mulder • 6-4 • 185 • Junior • Guard**

**Windsor, Ontario (Vincennes University)**

**MULDER**  
**11**



### Notes

- Had career highs with five points and eight rebounds at LSU
  - Made his first career 3-pointer at LSU
- Played an average of 10.5 minutes per game over a four-game stretch in mid-January after playing seven or less in each of the the opening 13 games
- Averaged 15.7 points and 6.4 rebounds per game while connecting on 46.3 percent of his field goals from 3-point range as a sophomore at Vincennes
- A junior college All-American

### Did You Know ...

*Mychal says the best gift he has ever received in his lifetime was the offer to play basketball at UK.*

### Mychal Mulder's 2015-16 Game-by-Game Stats

Opponent	Date	gs	min	Total		3-Pointers		Free throws		Rebounds				pf	a	t/o	blk	stl	pts	avg
				fg-fga	pct	3fg-fga	pct	ft-fa	pct	off	def	tot	avg							
ALBANY	11/13/15	2	1-1	1.000	0-0	.000	0-0	.000	0	0	0	0	0	0	0	0	0	0	2	2.0
NJIT	11/14/15	3	0-0	.000	0-0	.000	0-0	.000	0	2	2	1.0	0	1	0	0	0	0	0	1.0
vs #5/4 Duke	11/17/15	dnp	-	-	-	-	-	-	-	-	-	-	-	-	-	-	-	-	-	-
WRIGHT STATE	11/20/15	4	0-0	.000	0-0	.000	0-0	.000	0	2	2	1.3	1	1	0	0	0	0	0	0.7
BOSTON U.	11/24/15	1	0-0	.000	0-0	.000	0-0	.000	0	0	0	1.0	0	0	0	0	0	0	0	0.5
vs USF	11/27/15	4	0-1	.000	0-1	.000	0-0	.000	0	0	0	0.8	0	0	0	0	0	0	0	0.4
ILLINOIS STATE	11/30/15	2	0-0	.000	0-0	.000	0-0	.000	0	0	0	0.7	0	0	0	0	0	0	0	0.3
at UCLA	12/03/15	dnp	-	-	-	-	-	-	-	-	-	-	-	-	-	-	-	-	-	-
EKU	12/9/15	dnp	-	-	-	-	-	-	-	-	-	-	-	-	-	-	-	-	-	-
ARIZONA STATE	12/12/15	7	0-1	.000	0-1	.000	0-0	.000	2	0	2	0.9	0	1	0	0	0	0	0	0.3
vs Ohio State	12/19/15	4	0-1	.000	0-1	.000	0-0	.000	1	0	1	0.9	0	1	0	0	0	0	0	0.3
#16/15 LOUISVILLE	12/26/15	1	0-0	.000	0-0	.000	0-0	.000	0	0	0	0.8	0	0	0	0	0	0	0	0.2
OLE MISS	01/02/16	dnp	-	-	-	-	-	-	-	-	-	-	-	-	-	-	-	-	-	-
at LSU	01/05/16	14	1-4	.250	1-2	.500	2-2	1.000	3	5	8	1.5	0	0	0	0	0	0	5	0.7
at Alabama	1/9/16	11	1-4	.250	1-2	.500	0-0	.000	2	2	4	1.7	2	0	1	0	0	3	0.9	
MISSISSIPPI STATE	01/12/16	10	1-5	.200	0-3	.000	0-0	.000	0	0	0	1.6	0	2	0	0	1	2	1.0	
at Auburn	01/16/16	7	0-0	.000	0-0	.000	0-0	.000	0	3	3	1.7	0	0	0	0	0	0	0.9	
at Arkansas	01/21/16	2	0-0	.000	0-0	.000	0-0	.000	0	1	1	1.6	0	0	1	0	0	0	0.9	
VANDERBILT	01/23/16	dnp	-	-	-	-	-	-	-	-	-	-	-	-	-	-	-	-	-	-
MISSOURI	01/27/16	4	0-0	.000	0-0	.000	0-0	.000	0	0	0	1.5	2	0	0	0	0	0	0.8	
at #4/3 Kansas	01/30/16	dnp	-	-	-	-	-	-	-	-	-	-	-	-	-	-	-	-	-	-
at Tennessee	02/02/16	dnp	-	-	-	-	-	-	-	-	-	-	-	-	-	-	-	-	-	-
FLORIDA	02/06/16	0	0-0	.000	0-0	.000	0-0	.000	0	0	0	1.4	0	0	0	0	0	0	0.8	
GEORGIA	02/09/16	3	0-0	.000	0-0	.000	0-0	.000	0	1	1	1.4	0	0	0	0	0	0	0.7	
at RV/#20 South Carolina	2/13/16	dnp	-	-	-	-	-	-	-	-	-	-	-	-	-	-	-	-	-	-
TENNESSEE	02/18/16	1	0-0	.000	0-0	.000	0-0	.000	0	0	0	1.3	0	0	0	0	0	0	0.7	
at #RV/24 Texas A&M	02/20/16	dnp	-	-	-	-	-	-	-	-	-	-	-	-	-	-	-	-	-	-
ALABAMA	02/23/16	2	0-1	.000	0-0	.000	0-0	.000	1	0	1	1.3	0	0	0	0	0	0	0.6	
at Vanderbilt	02/27/16	1	0-1	.000	0-1	.000	0-0	.000	0	1	1	1.3	0	0	0	0	0	0	0.6	
at Florida	3/1/16	dnp	-	-	-	-	-	-	-	-	-	-	-	-	-	-	-	-	-	-
LSU	03/05/16	2	0-0	.000	0-0	.000	0-0	.000	0	0	0	1.2	0	0	0	0	0	0	0.6	
vs Alabama	03/11/16	2	0-0	.000	0-0	.000	0-0	.000	0	0	0	1.2	0	1	0	0	0	0	0.5	
vs Georgia	03/12/16	1	0-0	.000	0-0	.000	0-0	.000	0	0	0	1.1	1	0	0	0	0	0	0.5	
vs #17/17 Texas A&M	03/13/16	dnp	-	-	-	-	-	-	-	-	-	-	-	-	-	-	-	-	-	-
vs Stony Brook	03-17-16	2	0-1	.000	0-1	.000	0-0	.000	0	1	1	1.1	0	1	0	0	0	0	0.5	
Totals		0	90	4-20	.200	2-12	.167	2-2	1.000	9	18	27	1.1	6	8	2	0	1	12	0.5

### 2015-16 Averages

Games played	24
Minutes/game	3.8
Points/game	0.5
FG Pct	20.0
3FG Pct	16.7
FT Pct	100.0
Rebounds/game	1.1
Assists/game	0.3
Turnovers/game	0.1
Assist/turnover ratio	4.0
Steals/game	0.0

### Season Highs

Points	5 at LSU (1/5/16)
FG Made	1, 4x, last vs. MISSISSIPPI ST. (1/12/16)
FG Attempts	5 vs. MISSISSIPPI ST. (1/12/16)
3-FG Made	1, twice, last at Alabama (1/9/16)
3-FG Atts	3 vs. MISSISSIPPI ST. (1/12/16)
FTs Made	2 at LSU (1/5/16)
FTs Atts	2 at LSU (1/5/16)
Rebounds	8 at LSU (1/5/16)
Assists	2 vs. MISSISSIPPI ST. (1/12/16)
Steals	1 vs. MISSISSIPPI ST. (1/12/16)
Blocks	-
Minutes	14 at LSU (1/5/16)

### Career Highs

Points	5 at LSU (1/5/16)
FG Made	1, 4x, last vs. MISSISSIPPI ST. (1/12/16)
FG Attempts	5 vs. MISSISSIPPI ST. (1/12/16)
3-FG Made	1, twice, last at Alabama (1/9/16)
3-FG Atts	3 vs. MISSISSIPPI ST. (1/12/16)
FTs Made	2 at LSU (1/5/16)
FTs Atts	2 at LSU (1/5/16)
Rebounds	8 at LSU (1/5/16)
Assists	2 vs. MISSISSIPPI ST. (1/12/16)
Steals	1 vs. MISSISSIPPI ST. (1/12/16)
Blocks	-
Minutes	14 at LSU (1/5/16)

### Mychal Mulder's Career Stats

Year	GP-GS	Min-Avg	FG-FGA	Pct	3FG-FGA	Pct	FT-FTA	Pct	Off-Def-Tot-Avg	PF-FO	Ast	TO	Blk	Stl	Pts	Avg
2015-16	24-0	90-3.8	4-20	.200	2-12	.167	2-2	1.000	9-18-27-1.1	6-0	8	2	0	1	12	0.5
<b>TOTAL</b>	<b>24-0</b>	<b>90-3.8</b>	<b>4-20</b>	<b>.200</b>	<b>2-12</b>	<b>.167</b>	<b>2-2</b>	<b>1.000</b>	<b>9-18-27-1.1</b>	<b>6-0</b>	<b>8</b>	<b>2</b>	<b>0</b>	<b>1</b>	<b>12</b>	<b>0.5</b>

# PLAYER BIOS

**Isaiah Briscoe • 6-3 • 202 • Freshman • Guard**

**Newark, N.J. (Roselle Catholic)**



### Notes

- Has reached double-figure scoring in 19 games, including the last three
- Began his NCAA-Tournament career with a double-double. It was his second of the year, but first since his first regular-season game
- Dished out three or more assists in 13 of the last 18 games
- Averaging 5.4 rebounds a game, ranking No. 3 on UK overall and tops on the team among guards
- Scored a career-high 20 points at UCLA on 7-of-10 shooting and was named the SEC Freshman of the Week on Dec. 7 after pouring in 38 points to lead the Wildcats in two games
- Considered one of the best on-ball defenders in the country
- Averaging 32.3 minutes per game
- High school All-American by Parade Magazine, USA Today and a McDonald's All-American
- USA Basketball U19 Team selection

### Did You Know ...

*Basketball is a part of Isaiah's family. His cousin is Cleveland Cavalier Kyrie Irving, and his older sister, Ilesha, played at Syracuse.*

### Isaiah Briscoe's 2015-16 Game-by-Game Stats

Opponent	Date	gs	min	Total		3-Pointers		Free throws		Rebounds				pf	a	t/o	blk	stl	pts	avg
				fg-fga	pct	3fg-fga	pct	ft-fa	pct	off	def	tot	avg							
ALBANY	11/13/15		dnp	-	-	-	-	-	-	-	-	-	-	-	-	-	-	-	-	-
NJIT	11/14/15	29	5-11	.455	1-4	.250	0-0	.000	1	11	12	12.0	1	2	4	0	2	11	11.0	
vs #5/4 Duke	11/17/15	*	31	5-8	.625	1-1	1.000	1-3	.333	0	3	3	7.5	1	1	1	0	2	12	11.5
WRIGHT STATE	11/20/15	*	35	7-11	.636	0-2	.000	1-5	.200	0	3	3	6.0	3	2	3	0	0	15	12.7
BOSTON U.	11/24/15	*	35	4-10	.400	0-1	.000	3-7	.429	3	4	7	6.3	2	5	1	1	3	11	12.3
vs USF	11/27/15	*	27	3-9	.333	0-1	.000	0-1	.000	0	6	6	6.2	3	7	3	0	2	6	11.0
ILLINOIS STATE	11/30/15	*	27	7-13	.538	0-2	.000	4-7	.571	1	6	7	6.3	5	3	5	1	1	18	12.2
at UCLA	12/03/15	*	27	7-10	.700	1-2	.500	5-8	.625	1	1	2	5.7	4	1	1	0	0	20	13.3
EKU	12/9/15	*	26	5-9	.556	0-0	.000	0-3	.000	2	4	6	5.8	4	1	1	0	2	10	12.9
ARIZONA STATE	12/12/15	*	32	4-9	.444	1-3	.333	0-2	.000	0	4	4	5.6	3	2	4	0	2	9	12.4
vs Ohio State	12/19/15	*	35	1-9	.111	0-1	.000	1-4	.250	2	4	6	5.6	2	7	2	0	1	3	11.5
#16/15 LOUISVILLE	12/26/15		dnp	-	-	-	-	-	-	-	-	-	-	-	-	-	-	-	-	-
OLE MISS	01/02/16	*	35	2-8	.250	0-2	.000	2-4	.500	2	3	5	5.5	3	3	1	0	4	6	11.0
at LSU	01/05/16	*	30	2-6	.333	0-2	.000	1-7	.143	1	5	6	5.6	4	0	3	1	1	5	10.5
at Alabama	1/9/16	*	36	6-10	.600	0-1	.000	0-2	.000	1	4	5	5.5	1	4	1	0	0	12	10.6
MISSISSIPPI STATE	01/12/16	*	36	7-9	.778	0-0	.000	0-1	.000	2	2	4	5.4	4	5	1	0	1	14	10.9
at Auburn	01/16/16	*	31	3-12	.250	0-0	.000	2-4	.500	2	1	3	5.3	4	1	4	0	2	8	10.7
at Arkansas	01/21/16	*	29	1-7	.143	0-2	.000	0-0	.000	3	4	7	5.4	4	3	0	0	0	2	10.1
VANDERBILT	01/23/16	*	36	3-8	.375	0-1	.000	0-0	.000	0	4	4	5.3	3	4	2	0	0	6	9.9
MISSOURI	01/27/16	*	33	5-9	.556	0-0	.000	5-6	.833	2	4	6	5.3	2	6	0	0	2	15	10.2
at #4/3 Kansas	01/30/16	*	38	3-9	.333	0-1	.000	6-12	.500	1	3	4	5.3	4	5	3	1	0	12	10.3
at Tennessee	02/02/16	*	30	5-10	.500	0-0	.000	0-1	.000	4	4	8	5.4	4	3	1	0	0	10	10.3
FLORIDA	02/06/16	*	34	1-6	.167	0-1	.000	1-2	.500	1	1	2	5.2	3	6	1	0	0	3	9.9
GEORGIA	02/09/16	*	23	2-6	.333	0-0	.000	3-8	.375	0	3	3	5.1	2	4	2	0	1	7	9.8
at RV#20 South Carolina	2/13/16	*	31	4-8	.500	0-1	.000	2-3	.667	1	4	5	5.1	3	3	5	0	1	10	9.8
TENNESSEE	02/18/16	*	36	2-10	.200	0-3	.000	1-4	.250	2	8	10	5.3	3	1	0	0	0	5	9.6
at #RV/24 Texas A&M	02/20/16	*	41	5-12	.417	1-1	1.000	0-0	.000	1	5	6	5.4	4	3	2	0	0	11	9.6
ALABAMA	02/23/16	*	33	4-11	.364	0-1	.000	2-3	.667	1	3	4	5.3	2	1	0	0	1	10	9.7
at Vanderbilt	02/27/16	*	34	4-8	.500	0-3	.000	0-4	.000	1	3	4	5.3	2	2	0	0	0	8	9.6
at Florida	3/1/16	*	32	4-7	.571	0-0	.000	5-6	.833	2	1	3	5.2	5	3	0	0	0	13	9.7
LSU	03/05/16	*	33	4-14	.286	0-0	.000	0-0	.000	3	3	6	5.2	2	3	2	0	2	8	9.7
vs Alabama	03/11/16	*	31	1-5	.200	0-0	.000	2-5	.400	1	3	4	5.2	1	6	1	0	0	4	9.5
vs Georgia	03/12/16	*	28	4-8	.500	0-1	.000	4-5	.800	3	4	7	5.2	1	2	3	0	1	12	9.5
vs #17/17 Texas A&M	03/13/16	*	41	5-8	.625	0-0	.000	0-1	.000	1	4	5	5.2	3	6	2	0	2	10	9.6
vs Stony Brook	03-17-16	*	30	5-8	.625	0-0	.000	3-3	1.000	3	8	11	5.4	0	1	4	1	1	13	9.7
Totals		32	1065	130-298	.436	5-37	.135	54-121	.446	48	130	178	5.4	92	106	63	5	34	319	9.7

### 2015-16 Averages

Games played	33
Minutes/game	32.3
Points/game	9.7
FG Pct	43.6
3FG Pct	13.5
FT Pct	44.6
Rebounds/game	5.4
Assists/game	3.2
Turnovers/game	1.9
Assist/turnover ratio	1.7
Steals/game	1.0
Blocks/game	0.2

### Season Highs

Points..... 20 at UCLA (12/3/15)  
 FG Made .. 7, 4x, last vs. MISSISSIPPI ST. (1/12/16)  
 FG Attempts ..... 14 vs. LSU (3/5/16)  
 FG Pct (min 5 made) .778 (7-9) vs. MISSISSIPPI ST. (1/12/16)  
 3FGMade..... 1, 5x, last at Texas A&M (2/20/16)  
 3FG Attempts ..... 4 vs. NJIT (11/14/15)  
 FT Made..... 6 at Kansas (1/30/16)  
 FT Atts ..... 12 at Kansas (1/30/16)  
 FT Pct (min 3 made) 1.000 (3 for 3) vs. Stony Brook (3/17/16)  
 Rebounds ..... 12 vs. NJIT (11/14/15)  
 Assists..... 7, twice, last vs. Ohio St. (12/19/15)  
 Steals ..... 4 vs. OLE MISS (1/2/16)  
 Minutes .. 41, twice, last vs. Texas A&M (3/13/16)

### Career Highs

Points..... 20 at UCLA (12/3/15)  
 FG Made .. 7, 4x, last vs. MISSISSIPPI ST. (1/12/16)  
 FG Attempts ..... 14 vs. LSU (3/5/16)  
 FG Pct (min 5 made) .778 (7-9) vs. MISSISSIPPI ST. (1/12/16)  
 3FGMade..... 1, 5x, last at Texas A&M (2/20/16)  
 3FG Attempts ..... 4 vs. NJIT (11/14/15)  
 FT Made..... 6 at Kansas (1/30/16)  
 FT Atts ..... 12 at Kansas (1/30/16)  
 FT Pct (min 3 made) 1.000 (3 for 3) vs. Stony Brook (3/17/16)  
 Rebounds ..... 12 vs. NJIT (11/14/15)  
 Assists..... 7, twice, last vs. Ohio St. (12/19/15)  
 Steals ..... 4 vs. OLE MISS (1/2/16)  
 Minutes .. 41, twice, last vs. Texas A&M (3/13/16)

### Isaiah Briscoe's Career Stats

Year	GP-GS	Min-Avg	FG-FGA	Pct	3FG-FGA	Pct	FT-FTA	Pct	Off-Def-Tot-Avg	PF-FO	Ast	TO	Blk	Stl	Pts	Avg
2015-16	33-32	1065-32.3	130-298	.436	5-37	.135	54-121	.446	48-130-178-5.4	92-2	106	63	5	34	319	9.7
<b>TOTAL</b>	<b>33-32</b>	<b>1065-32.3</b>	<b>130-298</b>	<b>.436</b>	<b>5-37</b>	<b>.135</b>	<b>54-121</b>	<b>.446</b>	<b>48-130-178-5.4</b>	<b>92-2</b>	<b>106</b>	<b>63</b>	<b>5</b>	<b>34</b>	<b>319</b>	<b>9.7</b>

## PLAYER BIOS

Tai Wynyard • 6-10 • 255 • Freshman • Forward

Auckland, New Zealand (Rangitoto College)

WYNYARD  
14



### Notes

- Mid-year enrollee who joined the Wildcats on Dec. 17
- Became eligible for the Ohio State game on Dec. 18
- Made the New Zealand National Team at 16 years old, the youngest player ever to make the team
- Named the MVP of the FIBA 3-on-3 World Championships after leading New Zealand to the gold medal
- Played in the Nike Hoop Summit and the International Jordan Brand Classic

### Did You Know ...

*Tai's father, Jason, is a world-champion lumberjack and owns more than 150 individual world titles.*

### Tai Wynyard's 2015-16 Game-by-Game Stats

### 2015-16 Averages

### Season Highs

### Career Highs

### Tai Wynyard's Career Stats

Year	GP-GS	Min-Avg	FG-FGA	Pct	3FG-FGA	Pct	FT-FTA	Pct	Off-Def-Tot-Avg	PF-FO	Ast	TO	Blk	Stl	Pts	Avg
2015-16	-	-	-	-	-	-	-	-	-	-	-	-	-	-	-	-
TOTAL	-	-	-	-	-	-	-	-	-	-	-	-	-	-	-	-



# PLAYER BIOS

Isaac Humphries • 7-0 • 260 • Freshman • Forward

Sydney, Australia (La Lumiere School)

HUMPHRIES  
15



## Notes

- Posted career highs in points (six) and rebounds (12) at Texas A&M
- After the Tennessee (Feb. 18) game Calipari said of Humphries: "He just fights. He goes after balls, and that's all you want guys to do ... he waited a long time to get his opportunity. Now he's got an opportunity to play and he's taking advantage"
- Blocked a career-high four shots vs. Georgia
- Logged a career-high 27 minutes at UCLA, where he posted four points and a then-career-high six rebounds
- Did not play vs. Wright State and Boston University because of a left foot injury
- Gave UK 12 quality minutes in the win over Duke with two points, three rebounds and two blocks
- Reclassified to the 2015 class and joined the team in August
- Vital member of Australian U17 team that took silver at 2014 FIBA U17 World Championships

## Did You Know ...

When Isaac needs to relax or de-stress he can be found in UK's Singletary Center playing the piano.

## Isaac Humphries' 2015-16 Game-by-Game Stats

Opponent	Date	gs	min	Total		3-Pointers		Free throws		Rebounds				pf	a	t/o	blk	stl	pts	avg
				fg-fga	pct	3fg-fga	pct	ft-fa	pct	off	def	tot	avg							
ALBANY	11/13/15	7		0-1	.000	0-0	.000	4-4	1.000	0	2	2	2.0	0	0	1	0	0	4	4.0
NIJT	11/14/15	6		2-4	.500	0-0	.000	1-2	.500	1	2	3	2.5	1	0	2	1	0	5	4.5
vs #5/4 Duke	11/17/15	12		1-3	.333	0-0	.000	0-0	.000	2	1	3	2.7	3	1	1	2	0	2	3.7
WRIGHT STATE	11/20/15	dnp		-	-	-	-	-	-	-	-	-	-	-	-	-	-	-	-	-
BOSTON U.	11/24/15	dnp		-	-	-	-	-	-	-	-	-	-	-	-	-	-	-	-	-
vs USF	11/27/15	11		1-3	.333	0-0	.000	0-0	.000	0	0	0	2.0	3	0	1	2	0	2	3.3
ILLINOIS STATE	11/30/15	dnp		-	-	-	-	-	-	-	-	-	-	-	-	-	-	-	-	-
at UCLA	12/03/15	27		1-2	.500	0-0	.000	2-4	.500	2	4	6	2.8	1	0	1	0	0	4	3.4
EKU	12/9/15	dnp		-	-	-	-	-	-	-	-	-	-	-	-	-	-	-	-	-
ARIZONA STATE	12/12/15	5		1-1	1.000	0-0	.000	1-1	1.000	1	0	1	2.5	3	0	0	0	0	3	3.3
vs Ohio State	12/19/15	dnp		-	-	-	-	-	-	-	-	-	-	-	-	-	-	-	-	-
#16/15 LOUISVILLE	12/26/15	dnp		-	-	-	-	-	-	-	-	-	-	-	-	-	-	-	-	-
OLE MISS	01/02/16	1		0-1	.000	0-0	.000	0-0	.000	0	0	0	2.1	2	0	1	0	0	0	2.9
at LSU	01/05/16	7		0-2	.000	0-0	.000	0-0	.000	0	1	1	2.0	3	0	0	0	0	0	2.5
at Alabama	1/9/16	dnp		-	-	-	-	-	-	-	-	-	-	-	-	-	-	-	-	-
MISSISSIPPI STATE	01/12/16	dnp		-	-	-	-	-	-	-	-	-	-	-	-	-	-	-	-	-
at Auburn	01/16/16	dnp		-	-	-	-	-	-	-	-	-	-	-	-	-	-	-	-	-
at Arkansas	01/21/16	1		0-0	.000	0-0	.000	0-0	.000	0	0	0	1.8	1	0	0	0	0	0	2.2
VANDERBILT	01/23/16	dnp		-	-	-	-	-	-	-	-	-	-	-	-	-	-	-	-	-
MISSOURI	01/27/16	7		0-0	.000	0-0	.000	0-0	.000	0	1	1	1.7	1	0	0	0	0	0	2.0
at #4/3 Kansas	01/30/16	dnp		-	-	-	-	-	-	-	-	-	-	-	-	-	-	-	-	-
at Tennessee	02/02/16	dnp		-	-	-	-	-	-	-	-	-	-	-	-	-	-	-	-	-
FLORIDA	02/06/16	15		2-3	.667	0-0	.000	0-0	.000	3	3	6	2.1	3	0	0	2	0	4	2.2
GEORGIA	02/09/16	14		0-1	.000	0-0	.000	0-0	.000	0	3	3	2.2	5	0	1	4	0	0	2.0
at RV/#20 South Carolina	2/13/16	7		0-0	.000	0-0	.000	0-0	.000	0	1	1	2.1	4	0	0	0	0	0	1.8
TENNESSEE	02/18/16	16		1-2	.500	0-0	.000	1-2	.500	4	2	6	2.4	4	0	1	2	0	3	1.9
at #RV/24 Texas A&M	02/20/16	20		2-2	1.000	0-0	.000	2-2	1.000	2	10	12	3.0	5	0	2	1	6	2.2	
ALABAMA	02/23/16	21		2-5	.400	0-0	.000	0-0	.000	2	2	4	3.1	2	1	0	1	0	4	2.3
at Vanderbilt	02/27/16	14		0-2	.000	0-0	.000	0-0	.000	0	1	1	2.9	1	0	0	0	0	0	2.2
at Florida	3/1/16	7		2-3	.667	0-0	.000	0-0	.000	2	1	3	2.9	2	0	1	0	0	4	2.3
LSU	03/05/16	1		1-1	1.000	0-0	.000	0-0	.000	0	0	0	2.8	0	0	0	0	0	0	2.3
vs Alabama	03/11/16	1		0-0	.000	0-0	.000	0-0	.000	0	0	0	2.7	0	0	0	0	1	0	2.2
vs Georgia	03/12/16	1		0-1	.000	0-0	.000	0-0	.000	1	0	1	2.6	0	0	0	0	0	0	2.0
vs #17/17 Texas A&M	03/13/16	7		0-3	.000	0-0	.000	0-0	.000	0	2	2	2.5	2	0	0	0	0	0	2.0
vs Stony Brook	03-17-16	2		0-1	.000	0-0	.000	0-0	.000	0	0	0	2.4	0	0	0	0	0	0	1.9
Totals		1	210	16-41	.390	0-0	.000	11-15	.733	20	36	56	2.4	46	2	10	16	2	43	1.9

## 2015-16 Averages

Games played	23
Minutes/game	9.1
Points/game	1.9
FG Pct	39.0
FT Pct	73.3
Rebounds/game	2.4
Assists/game	0.1
Turnovers/game	0.4
Assist/turnover ratio	0.2
Steals/game	0.1
Blocks/game	0.7

## Season Highs

Points	6 at Texas A&M (2/20/16)
FG Made	2, 5x, last at Florida (3/1/16)
FG Attempts	5, vs. ALABAMA (2/23/16)
FT Made	4 vs. ALBANY (11/13/15)
FT Attempts	4, twice, last at UCLA (12/3/15)
FT Pct (min 3 made)	1.000 (4-4) vs. ALBANY (11/13/15)
Rebounds	12 at Texas A&M (2/20/16)
Assists	1, 2x, last vs. ALABAMA (2/23/16)
Steals	1, 2x, last vs. Alabama (3/11/16)
Blocks	4 vs. GEORGIA (2/9/16)
Minutes	27 at UCLA (12/3/15)

## Career Highs

Points	6 at Texas A&M (2/20/16)
FG Made	2, 5x, last at Florida (3/1/16)
FG Attempts	5, vs. ALABAMA (2/23/16)
FT Made	4 vs. ALBANY (11/13/15)
FT Attempts	4, twice, last at UCLA (12/3/15)
FT Pct (min 3 made)	1.000 (4-4) vs. ALBANY (11/13/15)
Rebounds	12 at Texas A&M (2/20/16)
Assists	1, 2x, last vs. ALABAMA (2/23/16)
Steals	1, 2x, last vs. Alabama (3/11/16)
Blocks	4 vs. GEORGIA (2/9/16)
Minutes	27 at UCLA (12/3/15)

## Isaac Humphries' Career Stats

Year	GP-GS	Min-Avg	FG-FGA	Pct	3FG-FGA	Pct	FT-FTA	Pct	Off-Def-Tot-Avg	PF-FO	Ast	TO	Blk	Stl	Pts	Avg
2015-16	23-1	210-9.1	16-41	.390	0-0	.000	11-15	.733	20-36-56-2.4	46-2	2	10	16	2	43	1.9
<b>TOTAL</b>	<b>23-1</b>	<b>210-9.1</b>	<b>16-41</b>	<b>.390</b>	<b>0-0</b>	<b>.000</b>	<b>11-15</b>	<b>.733</b>	<b>20-36-56-2.4</b>	<b>46-2</b>	<b>2</b>	<b>10</b>	<b>16</b>	<b>2</b>	<b>43</b>	<b>1.9</b>

# PLAYER BIOS

**Alex Poythress • 6-8 • 230 • Senior • Forward**

**Clarksville, Tenn. (Northeast)**

POYTHRESS

22



### Notes

- Averaging 10.4 points and 6.0 rebounds per game, ranking third and second on the team, respectively
- Missed five games with a right knee injury. Since returning, has scored in double figures in seven of eight games, averaging 11.25 points during that span. Has made 35 of 54 shots (.648) since returning from injury
- Has four double-doubles this year
- Hit a career-high four 3-pointers vs. Alabama in SEC quarterfinals
- The 12th player in school history to post 900 points, 500 rebounds and 70 blocks in his career
- Scored in double figures in 10 of the last 12 games he's played in, and six in a row
- Totaled 21 points and a career-high-tying 13 rebounds against ECU - nearly a year to the day from tearing his ACL
- Returning from an ACL injury that cost him 28 games to conclude the 2014-15 season
- Posted two straight double-doubles vs. Wright State and Boston U., becoming the first UK senior with consecutive double-doubles since Josh Harrellson in 2010-11 (Dec. 31, 2010 vs. Louisville and Jan. 3, 2011 vs. Penn)
- Graduated in three years with a degree in business and is now pursuing a master's degree
- CoSIDA Academic All-America Second Team
- One of 30 candidates for the Senior CLASS Award
- Three-time Arthur Ashe, Jr. Sports Scholar

### Did You Know ...

Alex lists math as his favorite subject in school and playing cards as one of his favorite hobbies.

### Alex Poythress' 2015-16 Game-by-Game Stats

Opponent	Date	gs	min	Total		3-Pointers		Free throws		Rebounds				pf	a	t/o	blk	stl	pts	avg
				fg-fga	pct	3fg-fga	pct	ft-fa	pct	off	def	tot	avg							
ALBANY	11/13/15	11	1-2	.500	0-1	.000	0-2	.000	0	3	3	3.0	4	0	1	1	2	2.0		
NJIT	11/14/15	21	3-5	.600	0-0	.000	3-5	.600	3	4	7	5.0	4	0	1	1	9	5.5		
vs #5/4 Duke	11/17/15	30	3-10	.300	0-1	.000	3-5	.600	4	3	7	5.7	4	0	0	1	9	6.7		
WRIGHT STATE	11/20/15	22	3-5	.600	0-1	.000	4-4	1.000	2	8	10	6.8	3	0	0	0	1	10	7.5	
BOSTON U.	11/24/15	21	7-8	.875	0-0	.000	0-0	.000	5	5	10	7.4	3	0	1	0	14	8.8		
vs USF	11/27/15	21	4-6	.667	0-0	.000	0-0	.000	0	5	5	7.0	3	0	0	0	8	8.7		
ILLINOIS STATE	11/30/15	* 30	3-7	.429	0-1	.000	3-5	.600	2	5	7	7.0	2	2	0	2	1	9	8.7	
at UCLA	12/03/15	17	1-6	.167	0-1	.000	2-2	1.000	3	2	5	6.8	5	1	0	0	1	4	8.1	
EKU	12/9/15	* 24	9-12	.750	0-2	.000	3-3	1.000	6	7	13	7.4	4	0	1	0	21	9.6		
ARIZONA STATE	12/12/15	* 19	3-3	1.000	0-0	.000	4-5	.800	0	6	6	7.3	4	0	0	1	1	10	9.6	
vs Ohio State	12/19/15	* 28	2-4	.500	1-1	1.000	1-3	.333	2	5	7	7.3	4	1	2	1	0	6	9.3	
#16/15 LOUISVILLE	12/26/15	* 34	5-7	.714	0-1	.000	4-7	.571	2	4	6	7.2	1	1	1	3	1	14	9.7	
OLE MISS	01/02/16	* 23	2-5	.400	0-1	.000	2-3	.667	3	6	9	7.3	4	0	3	0	0	6	9.4	
at LSU	01/05/16	* 26	2-3	.667	0-1	.000	0-3	.000	0	4	4	7.1	5	0	3	0	0	4	9.0	
at Alabama	1/9/16	* 34	8-10	.800	0-1	.000	9-11	.818	3	4	7	7.1	3	0	4	1	0	25	10.1	
MISSISSIPPI STATE	01/12/16	* 31	1-4	.250	0-1	.000	4-6	.667	2	6	8	7.1	4	0	1	0	1	6	9.8	
at Auburn	01/16/16	* 21	2-5	.400	0-0	.000	2-2	1.000	0	3	3	6.9	2	0	1	3	1	6	9.6	
at Arkansas	01/21/16	* 15	3-5	.600	0-0	.000	1-2	.500	2	4	6	6.8	4	0	0	1	0	7	9.4	
VANDERBILT	01/23/16	* 27	8-10	.800	0-1	.000	0-0	.000	0	2	2	6.6	3	0	0	0	0	16	9.8	
MISSOURI	01/27/16	* 21	2-5	.400	0-0	.000	4-4	1.000	2	5	7	6.6	1	1	2	0	1	8	9.7	
at #4/3 Kansas	01/30/16	* 37	5-8	.625	1-2	.500	2-2	1.000	0	8	8	6.7	5	1	3	1	2	13	9.9	
at Tennessee	02/02/16	* 17	6-9	.667	0-0	.000	2-4	.500	3	2	5	6.6	5	1	4	0	0	14	10.0	
FLORIDA	02/06/16	dnp	-	-	-	-	-	-	-	-	-	-	-	-	-	-	-	-	-	
GEORGIA	02/09/16	dnp	-	-	-	-	-	-	-	-	-	-	-	-	-	-	-	-	-	
at RV#20 South Carolina	2/13/16	dnp	-	-	-	-	-	-	-	-	-	-	-	-	-	-	-	-	-	
TENNESSEE	02/18/16	dnp	-	-	-	-	-	-	-	-	-	-	-	-	-	-	-	-	-	
at #RV/24 Texas A&M	02/20/16	dnp	-	-	-	-	-	-	-	-	-	-	-	-	-	-	-	-	-	
ALABAMA	02/23/16	* 17	5-6	.833	0-0	.000	4-6	.667	1	0	1	6.3	3	0	1	0	0	14	10.2	
at Vanderbilt	02/27/16	* 16	0-0	.000	0-0	.000	0-0	.000	0	3	3	6.2	5	0	1	1	0	0	9.8	
at Florida	3/1/16	* 30	5-12	.417	0-0	.000	2-2	1.000	0	10	10	6.4	5	1	1	1	0	12	9.9	
LSU	03/05/16	* 19	6-7	.857	0-0	.000	0-0	.000	2	1	3	6.2	4	1	1	0	1	12	10.0	
vs Alabama	03/11/16	* 29	7-8	.875	4-5	.800	2-2	1.000	4	3	7	6.3	1	0	1	0	1	20	10.3	
vs Georgia	03/12/16	* 19	5-9	.556	0-0	.000	0-1	.000	0	2	2	6.1	4	0	0	1	0	10	10.3	
vs #17/17 Texas A&M	03/13/16	* 29	3-6	.500	1-2	.500	3-5	.600	1	5	6	6.1	5	0	3	0	1	10	10.3	
vs Stony Brook	03-17-16	* 22	4-6	.667	0-0	.000	4-4	1.000	0	4	4	6.0	4	0	0	2	2	12	10.4	
Totals		22	711	118-193	.611	7-23	.304	68-98	.694	52	129	181	6.0	108	10	35	21	18	311	10.4

### 2015-16 Averages

Games played	30
Minutes/game	23.7
Points/game	10.4
FG Pct	61.1
3FG Pct	30.4
FT Pct	69.4
Rebounds/game	6.0
Assists/game	0.3
Turnovers/game	1.2
Assist/turnover ratio	0.3
Steals/game	0.6
Blocks/game	0.7

### Season Highs

Points	25 at Alabama (1/9/16)
FG Made	9 vs. ECU (12/9/15)
FG Attempts	12, 2x, last at Florida (3/1/16)
FG Pct (min 5 made)	.875 (7-8) 2x, last vs. Alabama (3/11/16)
3FG Made	4 vs. Alabama (3/11/16)
3FG Attempts	5 vs. Alabama (3/11/16)
FT Made	9 at Alabama (1/9/16)
FT Attempts	11 at Alabama (1/9/16)
FT Pct (min 3 made)	1.000 (4-4) 4x last vs. Stony Brook (3/17/16)
Rebounds	13 vs. ECU (12/9/15)
Assists	2 vs. ILLINOIS ST. (11/30/15)
Steals	2, twice, last vs. Stony Brook (3/17/16)
Blocks	3, 2x, last at Auburn (1/16/16)
Minutes	37 at Kansas (1/30/16)

### Career Highs

Points	25 at Alabama (1/9/16)
FG Made	9, 5x, last vs. ECU (12/9/15)
FG Atts	12, 4x, last at Florida (3/1/16)
FG Pct (min 5 made)	.900 (9-10) vs. LAFAYETTE (11/16/15)
3-FG Made	4 vs. Alabama (3/11/16)
3-FG Atts	5 vs. Alabama (3/11/16)
FT Made	9 at Alabama (1/9/16)
FT Attempts	11 at Alabama (1/9/16)
FT Pct (min 3 made)	1.000 (4-4) 7x last vs. Stony Brook (3/17/16)
Rebounds	13, twice, last vs. ECU (12/9/13)
Assists	3, twice, last vs. ROBERT MORRIS (11/17/13)
Steals	2, 5x, last vs. Stony Brook (3/17/16)
Blocks	4 vs. UT ARLINGTON (11/25/14)
Minutes	40 vs. MISSOURI (2/23/13)

### Alex Poythress' Career Stats

Year	GP-GS	Min-Avg	FG-FGA	Pct	3FG-FGA	Pct	FT-FTA	Pct	Off-Def-Tot-Avg	PF-FO	Ast	TO	Blk	Stl	Pts	Avg
2012-13	33-31	852-25.8	133-229	.581	14-33	.424	91-132	.689	62-137-199-6.0	88-6	22	66	14	9	371	11.2
2013-14	40-0	734-18.4	88-177	.497	8-33	.242	50-80	.625	72-109-181-4.5	85-2	17	38	29	12	234	5.9
2014-15	8-8	162-20.3	16-42	.381	0-7	.000	12-14	.857	12-18-30-3.8	17-1	2	8	12	4	44	5.5
2015-16	30-22	711-23.7	118-193	.611	7-23	.304	68-98	.694	52-129-181-6.0	108-7	10	35	21	18	311	10.4
<b>TOTAL</b>	<b>111-61</b>	<b>2459-22.2</b>	<b>355-641</b>	<b>.554</b>	<b>29-96</b>	<b>.302</b>	<b>221-324</b>	<b>.682</b>	<b>198-393-591-5.3</b>	<b>298-16</b>	<b>51</b>	<b>147</b>	<b>76</b>	<b>43</b>	<b>960</b>	<b>8.6</b>



# PLAYER BIOS

**EJ Floréal • 6-4 • 203 • Junior • Guard**

**Palo Alto, Calif. (Dunbar)**



### Notes

- Has played in 13 games this year
- Pulled down a career-high two rebounds vs. Alabama
- Scored on a dunk in the exhibition win over Ottawa and also added three rebounds and an assist
- Academic All-SEC Honor Roll member as a sophomore
- Played in 29 career games

### Did You Know ...

*EJ is a tremendous athlete who also competed in track and field while in high school. He has been tabbed the team's best dunker.*

### EJ Floréal's 2015-16 Game-by-Game Stats

Opponent	Date	gs	min	Total		3-Pointers		Free throws		Rebounds				pf	a	t/o	blk	stl	pts	avg
				fg-fga	pct	3fg-fga	pct	ft-fia	pct	off	def	tot	avg							
ALBANY	11/13/15		dnp																	
NJIT	11/14/15		dnp																	
vs #5/4 Duke	11/17/15		dnp																	
WRIGHT STATE	11/20/15		dnp																	
BOSTON U.	11/24/15		dnp																	
vs USF	11/27/15		dnp																	
ILLINOIS STATE	11/30/15		dnp																	
at UCLA	12/03/15		dnp																	
EKU	12/9/15		dnp																	
ARIZONA STATE	12/12/15	1		0-0	.000	0-0	.000	0-0	.000	1	0	1	1.0	0	0	0	0	0	0	0.0
vs Ohio State	12/19/15		dnp																	
#16/15 LOUISVILLE	12/26/15		dnp																	
OLE MISS	01/02/16		dnp																	
at LSU	01/05/16		dnp																	
at Alabama	1/9/16	1		0-0	.000	0-0	.000	0-0	.000	0	0	0	0.5	0	0	0	0	0	0	0.0
MISSISSIPPI STATE	01/12/16		dnp																	
at Auburn	01/16/16	0		0-0	.000	0-0	.000	0-0	.000	0	0	0	0.3	0	0	0	0	0	0	0.0
at Arkansas	01/21/16	1		0-0	.000	0-0	.000	0-2	.000	0	1	1	0.5	0	0	0	0	0	0	0.0
VANDERBILT	01/23/16	1		0-0	.000	0-0	.000	0-0	.000	0	0	0	0.4	0	0	0	0	0	0	0.0
MISSOURI	01/27/16	3		0-1	.000	0-0	.000	0-0	.000	0	1	1	0.5	0	0	1	0	0	0	0.0
at #4/3 Kansas	01/30/16		dnp																	
at Tennessee	02/02/16		dnp																	
FLORIDA	02/06/16	0		0-0	.000	0-0	.000	0-0	.000	0	0	0	0.4	0	0	0	0	0	0	0.0
GEORGIA	02/09/16	3		0-0	.000	0-0	.000	0-0	.000	0	1	1	0.5	0	0	0	0	0	0	0.0
at RV/#20 South Carolina	2/13/16		dnp																	
TENNESSEE	02/18/16		dnp																	
at #RV/24 Texas A&M	02/20/16		dnp																	
ALABAMA	02/23/16	2		0-0	.000	0-0	.000	0-0	.000	0	2	2	0.7	0	0	0	0	0	0	0.0
at Vanderbilt	02/27/16	1		0-0	.000	0-0	.000	0-0	.000	0	0	0	0.6	0	0	0	0	0	0	0.0
at Florida	3/1/16		dnp																	
LSU	03/05/16		dnp																	
vs Alabama	03/11/16	1		0-0	.000	0-0	.000	0-0	.000	0	0	0	0.5	0	0	0	0	0	0	0.0
vs Georgia	03/12/16	1		0-0	.000	0-0	.000	0-0	.000	0	0	0	0.5	0	0	0	0	0	0	0.0
vs #17/17 Texas A&M	03/13/16		dnp																	
vs Stony Brook	03-17-16	1		0-0	.000	0-0	.000	0-0	.000	0	0	0	0.5	0	0	0	0	0	0	0.0
Totals		0	16	0-1	.000	0-0	.000	0-2	.000	1	5	6	0.5	0	0	1	0	0	0	0.0

### 2015-16 Averages

Games played	13
Minutes/game	1.2
FG Pct	0.0
FT Pct	0.0
Rebounds/game	0.5
Turnovers/game	0.1

### Season Highs

Rebounds ..... 2, vs. ALABAMA (2/23/16)  
 FG Attempts ..... 1 vs. MISSOURI (1/27/16)  
 FT Attempts ..... 2 at Arkansas (1/21/16)  
 Minutes ..... 3, twice, last vs. GEORGIA (2/9/16)

### Career Highs

Points ..... 2 vs. Robert Morris (11/17/13)  
 Rebounds ..... 2, vs. ALABAMA (2/23/16)  
 FG Made ..... 1, vs. ROBERT MORRIS (11/17/13)  
 FG Atts ..... 1, twice, last vs. MONTANA ST. (11/23/14)  
 FG Pct (min 5 made) ..... -  
 3-FG Made ..... -  
 3-FG Atts ..... -  
 FTs Made ..... 1 vs. Kansas (11/18/14)  
 FTs Atts ..... 2, twice last at Arkansas (1/21/16)  
 FT Pct (min 3 made) ..... -  
 Assists ..... -  
 Steals ..... 1, twice, last vs. UCLA (12/20/14)  
 Blocks ..... 1 vs. ROBERT MORRIS (11/17/13)  
 Minutes ..... 5 vs. MONTANA ST. (11/23/14)

### EJ Floréal's Career Stats

Year	GP-GS	Min-Avg	FG-FGA	Pct	3FG-FGA	Pct	FT-FTA	Pct	Off-Def-Tot-Avg	PF-FO	Ast	TO	Blk	Stl	Pts	Avg
2013-14	3-0	4-1.3	1-1	1.000	0-0	.000	0-0	.000	0-1-1-0.3	1-0	0	0	1	1	2	0.7
2014-15	13-0	20-1.5	0-1	.000	0-0	.000	1-2	.500	0-1-1-0.1	2-0	0	4	0	1	1	0.1
2015-16	13-0	16-1.2	0-1	.000	0-0	.000	0-2	.000	1-5-6-0.5	0-0	0	1	0	0	0	0.0
<b>TOTAL</b>	<b>29-0</b>	<b>40-1.4</b>	<b>1-3</b>	<b>.333</b>	<b>0-0</b>	<b>.000</b>	<b>1-4</b>	<b>.250</b>	<b>1-7-8-0.3</b>	<b>3-0</b>	<b>0</b>	<b>5</b>	<b>1</b>	<b>2</b>	<b>3</b>	<b>0.1</b>

# PLAYER BIOS

**Dominique Hawkins • 6-0 • 190 • Junior • Guard**

**Richmond, Ky. (Madison Central)**



### Notes

- Scored seven points vs. Alabama in the SEC quarterfinals, the most for him since a nine-point outing vs. Georgia on Feb. 9
- Left the Ole Miss game in the second half -- the game following his career-best performance against Louisville -- with a sprained left ankle and missed seven straight games before playing 15 minutes at Kansas
- Had a career game against Louisville with 13 points, adding three 3-pointers. Prior to that game he'd never made more than one 3 in a game
- Became the first Kentucky native to score in double figures for the Wildcats against Louisville since Darius Miller did so in the 2012 Final Four
- Calipari on Hawkins' performance vs. Louisville: "He'll fight like crazy, he's got a great temperament, a great demeanor. One of the great kids of all time. I mean, literally one of the great kids"
- Scored nine points against Georgia, his most since the Louisville game and second most in a game this year
- Appeared in 82 career games and has made nine starts

### Did You Know ...

*Dominique is the self-proclaimed best video game player on the team. He lists his mom, Denise, as the greatest influence in his life.*

### Dominique Hawkins' 2015-16 Game-by-Game Stats

Opponent	Date	gs	min	Total		3-Pointers		Free throws		Rebounds				pf	a	t/o	blk	stl	pts	avg
				fg-fga	pct	3fg-fga	pct	ft-fa	pct	off	def	tot	avg							
ALBANY	11/13/15	11	0-1	.000	0-1	.000	0-0	.000	1	0	1	1.0	3	0	0	0	0	0	0.0	
NJIT	11/14/15	3	0-1	.000	0-0	.000	1-2	.500	1	0	1	1.0	2	1	0	0	0	1	0.5	
vs #5/4 Duke	11/17/15	dnp	-	-	-	-	-	-	-	-	-	-	-	-	-	-	-	-	-	
WRIGHT STATE	11/20/15	dnp	-	-	-	-	-	-	-	-	-	-	-	-	-	-	-	-	-	
BOSTON U.	11/24/15	3	0-1	.000	0-1	.000	0-0	.000	0	0	0	0.0	0.7	1	0	0	0	0	0.3	
vs USF	11/27/15	9	1-2	.500	1-2	.500	0-0	.000	0	0	0	0.5	0	1	0	0	1	3	1.0	
ILLINOIS STATE	11/30/15	24	1-5	.200	0-3	.000	5-7	.714	0	0	0	0.4	1	0	1	1	1	7	2.2	
at UCLA	12/03/15	8	1-3	.333	0-1	.000	0-0	.000	2	1	3	0.8	0	0	0	0	0	2	2.2	
EKU	12/9/15	6	0-0	.000	0-0	.000	2-2	1.000	1	1	2	1.0	1	2	0	0	0	2	2.1	
ARIZONA STATE	12/12/15	2	0-1	.000	0-1	.000	0-0	.000	0	0	0	0.9	0	0	1	0	0	0	1.9	
vs Ohio State	12/19/15	2	0-0	.000	0-0	.000	0-0	.000	0	0	0	0.8	0	0	0	0	0	0	1.7	
#16/15 LOUISVILLE	12/26/15	26	3-4	.750	3-4	.750	4-6	.667	0	1	1	0.8	3	1	1	0	0	13	2.8	
OLE MISS	01/02/16	3	0-1	.000	0-1	.000	0-0	.000	0	0	0	0.7	2	1	0	0	0	2.5		
at LSU	01/05/16	dnp	-	-	-	-	-	-	-	-	-	-	-	-	-	-	-	-	-	
at Alabama	1/9/16	dnp	-	-	-	-	-	-	-	-	-	-	-	-	-	-	-	-	-	
MISSISSIPPI STATE	01/12/16	dnp	-	-	-	-	-	-	-	-	-	-	-	-	-	-	-	-	-	
at Auburn	01/16/16	dnp	-	-	-	-	-	-	-	-	-	-	-	-	-	-	-	-	-	
at Arkansas	01/21/16	dnp	-	-	-	-	-	-	-	-	-	-	-	-	-	-	-	-	-	
VANDERBILT	01/23/16	dnp	-	-	-	-	-	-	-	-	-	-	-	-	-	-	-	-	-	
MISSOURI	01/27/16	dnp	-	-	-	-	-	-	-	-	-	-	-	-	-	-	-	-	-	
at #4/3 Kansas	01/30/16	15	2-5	.400	0-3	.000	0-0	.000	0	1	1	0.8	4	1	0	0	1	4	2.7	
at Tennessee	02/02/16	10	0-2	.000	0-0	.000	0-0	.000	0	0	0	0.7	2	0	0	0	0	2.5		
FLORIDA	02/06/16	0	0-0	.000	0-0	.000	0-0	.000	0	0	0	0.6	0	0	0	0	0	2.3		
GEORGIA	02/09/16	13	2-3	.667	1-1	1.000	4-4	1.000	0	0	0	0.6	1	1	1	0	0	9	2.7	
at RV/#20 South Carolina	2/13/16	4	0-1	.000	0-1	.000	0-0	.000	0	0	0	0.6	0	0	0	1	0	0	2.6	
TENNESSEE	02/18/16	5	0-0	.000	0-0	.000	0-0	.000	1	0	1	0.6	0	0	0	0	0	2.4		
at #RV/24 Texas A&M	02/20/16	10	1-1	1.000	1-1	1.000	0-0	.000	0	0	0	0.6	0	0	0	0	1	3	2.4	
ALABAMA	02/23/16	7	0-1	.000	0-1	.000	0-0	.000	0	0	0	0.5	1	1	0	0	0	0	2.3	
at Vanderbilt	02/27/16	8	0-1	.000	0-1	.000	0-0	.000	1	0	1	0.6	0	0	1	0	0	2.2		
at Florida	3/1/16	11	1-1	1.000	1-1	1.000	0-0	.000	0	0	0	0.5	3	0	1	1	3	2.2		
LSU	03/05/16	13	0-1	.000	0-1	.000	0-0	.000	1	1	2	0.6	0	2	1	0	0	2.1		
vs Alabama	03/11/16	20	3-5	.600	1-3	.333	0-0	.000	1	1	2	0.7	3	1	0	0	0	7	2.3	
vs Georgia	03/12/16	4	1-2	.500	0-1	.000	0-0	.000	0	0	0	0.6	0	0	0	0	0	2	2.3	
vs #17/17 Texas A&M	03/13/16	1	0-0	.000	0-0	.000	0-0	.000	0	0	0	0.6	0	0	0	0	0	0	2.2	
vs Stony Brook	03-17-16	17	1-4	.250	0-1	.000	0-0	.000	2	2	4	0.7	2	1	0	0	1	2	2.2	
Totals		0	235	17-46	.370	8-29	.276	16-21	.762	11	8	19	0.7	29	13	6	3	6	58	2.2

### 2015-16 Averages

Games played	26
Minutes/game	9.0
Points/game	2.2
FG Pct	37.0
3FG Pct	27.6
FT Pct	76.2
Rebounds/game	0.7
Assists/game	0.5
Turnovers/game	0.2
Assist/turnover ratio	2.2
Steals/game	0.2
Blocks/game	0.1

### Season Highs

Points	13 vs. LOUISVILLE (12/26/15)
FG Made	3, twice, last vs. Alabama (3/11/16)
FG Attempts	5, 3x, last vs. Alabama (3/11/16)
3FG Made	3 vs. LOUISVILLE (12/26/15)
3FG Attempts	4 vs. LOUISVILLE (12/26/15)
3FG Pct. (2 made)	.750 (3-4) LOUISVILLE (12/26/15)
FT Made	5 vs. ILLINOIS ST. (11/30/15)
FT Attempts	7 vs. ILLINOIS ST. (11/30/15)
FT Pct. (3 made)	1.000 (4-4) vs. GEORGIA (2/9/16)
Rebounds	4 vs. Stony Brook (3/17/16)
Assists	2, twice, last vs. LSU (3/5/16)
Steals	1, 6x, last vs. Stony Brook (3/17/16)
Blocks	1, 3x, last at Florida (3/1/16)
Minutes	26 vs. LOUISVILLE (12/26/15)

### Career Highs

Points	13 vs. LOUISVILLE (12/26/15)
FG Made	3, 4x, last vs. Alabama (3/11/16)
FG Atts	8 vs. MONTANA ST. (11/23/14)
FG Pct (min 5 made)	-
3FG Made	3 vs. LOUISVILLE (12/26/15)
3FG Attempts	4 vs. LOUISVILLE (12/26/15)
3FG Pct. (2 made)	.750 (3-4) LOUISVILLE (12/26/15)
FTs Made	5 vs. ILLINOIS ST. (11/30/15)
FTs Atts	7 vs. ILLINOIS ST. (11/30/15)
FT Pct. (3 made)	1.000 (4-4) vs. GEORGIA (2/9/16)
Rebounds	4 vs. Stony Brook (3/17/16)
Assists	6 vs. EKU (12/7/14)
Steals	2, vs. MISSOURI (1/29/15)
Blocks	1, 5x, last at Florida (3/1/16)
Minutes	26 vs. LOUISVILLE (12/26/15)

### Dominique Hawkins' Career Stats

Year	GP-GS	Min-Avg	FG-FGA	Pct	3FG-FGA	Pct	FT-FTA	Pct	Off-Def-Tot-Avg	PF-FO	Ast	TO	Blk	Stl	Pts	Avg
2013-14	33-0	283-8.6	9-31	.290	2-16	.125	5-13	.385	7-16-23-0.7	37-0	12	6	1	4	25	0.8
2014-15	23-9	163-7.1	10-35	.286	5-21	.238	4-10	.400	3-13-16-0.7	14-0	14	5	1	7	29	1.3
2015-16	26-0	235-9.0	17-46	.370	8-29	.276	16-21	.762	11-8-19-0.7	29-0	13	6	3	6	58	2.2
<b>TOTAL</b>	<b>82-9</b>	<b>681-8.3</b>	<b>36-112</b>	<b>.321</b>	<b>15-66</b>	<b>.227</b>	<b>25-44</b>	<b>.568</b>	<b>21-37-58-0.7</b>	<b>80-0</b>	<b>39</b>	<b>17</b>	<b>5</b>	<b>17</b>	<b>112</b>	<b>1.4</b>

# PLAYER BIOS

**Derek Willis • 6-9 • 220 • Junior • Forward**

**Mt. Washington, Ky. (Bullitt East)**



## Notes

- Returned vs. LSU after missing three games with a right ankle injury
- Scored 122 points in his first 48 games played. In his last 16 games (since becoming a regular starter in January) has scored 164
- Made three big 3s after halftime in the SEC Tournament championship game
- Swatted a career-high tying four blocks and grabbed a team-high tying seven rebounds vs. Georgia in the SEC Tournament semifinals
- Has made at least one 3 in 17 consecutive games that he's played in, and at least two 3s in nine of the last 11
- Made a career-high seven 3-pointers against Tennessee on Feb. 18
- After the UT game (Feb. 18) Calipari said: "What's changed our team is Derek. He made us a totally different team"
- Against Mizzou, he became the first Kentucky native with 18 points and 12 rebounds in an SEC game since Sean Woods on Feb. 13, 1991
- First Kentucky native UK player with six rebounds in seven consecutive SEC games since Winston Bennett in 1987-88
- Earned first career double-double, a 12-point and career-high 12-rebound performance at Auburn
- Made his first career start vs. NJIT after he set then-career highs in points (14), field goals (four), 3-pointers made (two), field-goal attempts (seven) and minutes played (28)

## Did You Know ...

*Derek chose his jersey number because Kevin Durant is his favorite player. He lists ping-pong as a hobby outside of basketball.*

## Derek Willis' 2015-16 Game-by-Game Stats

Opponent	Date	gs	min	Total		3-Pointers		Free throws		Rebounds					pts	avg				
				fg-fga	pct	3fg-fga	pct	ft-fa	pct	off	def	tot	avg	pf			a	t/o	blk	stl
ALBANY	11/13/15	28	4-7	.571	2-5	.400	4-4	1.000	2	3	5	5.0	1	3	3	0	2	14	14.0	
NJIT	11/14/15	*	17	4-5	.800	3-4	.750	0-0	.000	0	3	3	4.0	1	1	0	2	0	11	12.5
vs #5/4 Duke	11/17/15	7	0-1	.000	0-1	.000	0-0	.000	0	0	0	2.7	1	0	0	0	0	0	8.3	
WRIGHT STATE	11/20/15	9	1-3	.333	0-1	.000	0-0	.000	0	0	0	2.0	1	0	0	0	0	2	6.8	
BOSTON U.	11/24/15	9	1-6	.167	0-3	.000	0-0	.000	1	1	2	2.0	1	0	0	0	2	2	5.8	
vs USF	11/27/15	6	1-3	.333	0-1	.000	0-0	.000	0	0	0	1.7	1	0	1	0	1	2	5.2	
ILLINOIS STATE	11/30/15	8	1-2	.500	1-2	.500	2-2	1.000	0	2	2	1.7	0	0	0	1	0	5	5.1	
at UCLA	12/03/15	14	4-9	.444	1-4	.250	2-2	1.000	3	3	6	2.3	5	0	0	0	1	11	5.9	
EKU	12/9/15	6	1-3	.333	0-2	.000	0-0	.000	0	1	1	2.1	0	1	0	0	0	2	5.4	
ARIZONA STATE	12/12/15	14	3-4	.750	1-2	.500	0-0	.000	1	2	3	2.2	1	0	1	1	1	7	5.6	
vs Ohio State	12/19/15	dnp	-	-	-	-	-	-	-	-	-	-	-	-	-	-	-	-	-	
#16/15 LOUISVILLE	12/26/15	16	1-4	.250	1-3	.333	0-0	.000	1	1	2	2.2	0	0	2	0	0	3	5.4	
OLE MISS	01/02/16	9	3-4	.750	2-3	.667	0-0	.000	1	0	1	2.1	1	1	2	0	0	8	5.6	
at LSU	01/05/16	19	2-5	.400	2-4	.500	0-0	.000	2	1	3	2.2	2	0	0	0	1	6	5.6	
at Alabama	1/9/16	17	0-0	.000	0-0	.000	0-0	.000	0	2	2	2.1	4	0	0	0	0	0	5.2	
MISSISSIPPI STATE	01/12/16	11	2-3	.667	2-2	1.000	2-2	1.000	1	1	2	2.1	0	1	1	1	1	8	5.4	
at Auburn	01/16/16	31	4-10	.400	2-5	.400	2-2	1.000	3	9	12	2.8	3	2	2	1	1	12	5.8	
at Arkansas	01/21/16	* 35	5-8	.625	2-4	.500	0-0	.000	2	5	7	3.0	2	0	1	4	1	12	6.2	
VANDERBILT	01/23/16	* 30	2-8	.250	1-6	.167	2-2	1.000	1	8	9	3.3	3	0	0	1	1	7	6.2	
MISSOURI	01/27/16	* 25	6-9	.667	4-5	.800	2-2	1.000	3	9	12	3.8	0	1	2	2	0	18	6.8	
at #4/3 Kansas	01/30/16	* 23	2-5	.400	1-4	.250	1-2	.500	1	4	5	3.9	5	0	1	0	3	6	6.8	
at Tennessee	02/02/16	* 35	3-8	.375	2-6	.333	0-0	.000	1	7	8	4.0	3	0	2	0	0	8	6.9	
FLORIDA	02/06/16	* 25	3-7	.429	2-6	.333	4-5	.800	0	6	6	4.1	1	0	1	0	0	12	7.1	
GEORGIA	02/09/16	* 28	4-8	.500	3-7	.429	0-0	.000	1	5	6	4.2	1	0	0	1	2	11	7.3	
at RV/#20 South Carolina	2/13/16	* 18	3-4	.750	3-4	.750	0-0	.000	0	2	2	4.1	4	0	0	1	1	9	7.3	
TENNESSEE	02/18/16	* 25	8-12	.667	7-11	.636	2-2	1.000	2	3	5	4.2	3	0	0	1	0	25	8.0	
at #RV/24 Texas A&M	02/20/16	* 20	1-4	.250	1-3	.333	0-0	.000	0	1	1	4.0	1	0	0	0	0	3	7.8	
ALABAMA	02/23/16	dnp	-	-	-	-	-	-	-	-	-	-	-	-	-	-	-	-	-	
at Vanderbilt	02/27/16	dnp	-	-	-	-	-	-	-	-	-	-	-	-	-	-	-	-	-	
at Florida	3/1/16	dnp	-	-	-	-	-	-	-	-	-	-	-	-	-	-	-	-	-	
LSU	03/05/16	14	2-4	.500	2-4	.500	0-0	.000	0	1	1	3.9	1	0	0	0	0	6	7.8	
vs Alabama	03/11/16	13	2-4	.500	1-3	.333	0-0	.000	0	1	1	3.8	3	0	0	0	0	5	7.7	
vs Georgia	03/12/16	25	2-6	.333	2-5	.400	8-8	1.000	2	5	7	3.9	3	0	0	4	0	14	7.9	
vs #17/17 Texas A&M	03/13/16	25	3-7	.429	3-7	.429	1-2	.500	1	3	4	3.9	1	1	2	2	1	10	8.0	
vs Stony Brook	03-17-16	19	3-3	1.000	2-2	1.000	0-0	.000	1	4	5	4.0	1	1	0	2	1	8	8.0	
Totals		11	581	81-166	.488	53-119	.445	32-35	.914	30	93	123	4.0	54	12	21	24	20	247	8.0

## 2015-16 Averages

Games played	31
Minutes/game	18.7
Points/game	8.0
FG Pct	48.8
3FG Pct	44.5
FT Pct	91.4
Rebounds/game	4.0
Assists/game	0.4
Turnovers/game	0.7
Assist/turnover ratio	0.6
Steals/game	0.6
Blocks/game	0.8

## Season Highs

Points	25 vs. TENNESSEE (2/18/16)
FG Made	8 vs. TENNESSEE (2/18/16)
FG Attempts	12 vs. TENNESSEE (2/18/16)
3FG Made	7 vs. TENNESSEE (2/18/16)
3FG Attempts	11 vs. TENNESSEE (2/18/16)
3FG Pct (min 2)	1.000 (2-2), twice, last vs. Stony Brook (3/17/16)
FT Made	8 vs. Georgia (3/12/16)
FT Attempts	8 vs. Georgia (3/12/16)
FT Pct (min 3)	1.000, twice, (8-8) vs. Georgia (3/12/16)
Rebounds	12, twice, last vs. MISSOURI (1/28/16)
Assists	3 vs. ALBANY (11/13/15)
Steals	3 at Kansas (1/30/16)
Blocks	4, twice, last vs. Georgia (3/12/16)
Minutes	35, 3x, last at Tennessee (2/2/16)

## Career Highs

Points	25 vs. TENNESSEE (2/18/16)
FG Made	8 vs. TENNESSEE (2/18/16)
FG Attempts	12 vs. TENNESSEE (2/18/16)
3FG Made	4 vs. MISSOURI (1/28/16)
3FG Attempts	7 vs. GEORGIA (2/9/16)
3FG Pct (min 2)	1.000 (2-2), twice, last vs. Stony Brook (3/17/16)
FT Made	8 vs. Georgia (3/12/16)
FTs Atts	8 vs. Georgia (3/12/16)
FT Pct (min 3)	1.000, 3x, last vs. Georgia (3/12/16)
Rebounds	12, twice, last vs. MISSOURI (1/28/16)
Assists	3 vs. ALBANY (11/13/15)
Steals	3 at Kansas (1/30/16)
Blocks	4, twice, last vs. Georgia (3/12/16)
Minutes	35, 3x, last at Tennessee (2/2/16)

## Derek Willis' Career Stats

Year	GP-GS	Min-Avg	FG-FGA	Pct	3FG-3FGA	Pct	FT-FTA	Pct	Off-Def-Tot-Avg	PF-FO	Ast	TO	Blk	Stl	Pts	Avg
2013-14	14-0	39-2.8	3-9	.333	1-6	.167	9-12	.750	1-7-8-0.6	0-0	0	4	0	1	16	1.1
2014-15	19-0	75-3.9	7-18	.389	5-15	.333	6-6	1.000	5-9-14-0.7	5-0	5	8	3	2	25	1.3
2015-16	31-11	581-18.7	81-166	.488	53-119	.445	32-35	.914	30-93-123-4.0	54-2	12	21	24	20	247	8.0
<b>TOTAL</b>	<b>64-11</b>	<b>695-10.9</b>	<b>91-193</b>	<b>.472</b>	<b>59-140</b>	<b>.421</b>	<b>47-53</b>	<b>.887</b>	<b>36-109-145-2.3</b>	<b>59-2</b>	<b>17</b>	<b>33</b>	<b>27</b>	<b>23</b>	<b>288</b>	<b>4.5</b>

# KENTUCKY BASKETBALL

## KENTUCKY'S NCAA TOURNAMENT HISTORY

<b>1942</b>	<b>New Orleans</b>	Illinois (RS)	46-44	W	<b>1977</b>	<b>Philadelphia</b>	Princeton (1st)	72-58	W	
		Dartmouth (RF)	28-47	L			<b>College Park</b>	VMI (RS)	93-78	W
<b>1945</b>	<b>New York</b>	Ohio State (RS)	37-45	L				North Carolina (RF)	72-79	L
		Tufts (Cons.)	66-56	W	<b>1978</b>	<b>Knoxville</b>	Florida State (1st)	85-76	W	
<b>1948</b>	<b>New York</b>	Columbia (RS)	76-53	W		<b>Dayton</b>	Miami, Ohio (RS)	91-69	W	
		Holy Cross (RF)	60-52	W			Michigan State (RF)	52-49	W	
		Baylor (NF)	58-42	W		<b>St. Louis</b>	Arkansas (NS)	64-59	W	
<b>1949</b>	<b>New York</b>	Villanova (RS)	85-72	W			Duke (NF)	94-88	W	
		Illinois (RF)	76-47	W	<b>1980<sup>1</sup></b>	<b>Bowling Green</b>	Florida State <sup>8</sup> (2nd)	97-78	W	
	<b>Seattle</b>	Oklahoma State (NF)	46-36	W		<b>Lexington</b>	Duke <sup>4</sup> (RS)	54-55	L	
<b>1951</b>	<b>Raleigh</b>	Louisville (1st)	79-68	W	<b>1981<sup>2</sup></b>	<b>Tuscaloosa</b>	UAB <sup>7</sup> (2nd)	62-69	L	
		<b>New York</b>	St. John's (RS)	59-43	W	<b>1982<sup>6</sup></b>	<b>Nashville</b>	Middle Tennessee <sup>11</sup> (1st)	44-50	L
		Illinois (RF)	76-74	W	<b>1983<sup>3</sup></b>	<b>Tampa</b>	Ohio <sup>11</sup> (2nd)	57-40	W	
	<b>Minneapolis</b>	Kansas State (NF)	68-58	W			<b>Knoxville</b>	Indiana <sup>2</sup> (RS)	64-59	W
<b>1952</b>	<b>Raleigh</b>	Penn State (RS)	82-54	W			Louisville <sup>1</sup> (RF) [OT]	68-80	L	
		St. John's (RF)	57-64	L	<b>1984<sup>1</sup></b>	<b>Birmingham</b>	BYU <sup>8</sup> (2nd)	93-68	W	
<b>1955</b>	<b>Evanston</b>	Marquette (RS)	71-79	L		<b>Lexington</b>	Louisville <sup>5</sup> (RS)	72-67	W	
		Penn State (Cons.)	84-59	W			Illinois <sup>2</sup> (RF)	54-51	W	
<b>1956</b>	<b>Iowa City</b>	Wayne State (RS)	84-64	W		<b>Seattle</b>	Georgetown <sup>1</sup> (NS)	40-53	L	
		Iowa (RF)	77-89	L	<b>1985<sup>12</sup></b>	<b>Salt Lake City</b>	Washington <sup>5</sup> (1st)	66-58	W	
<b>1957</b>	<b>Lexington</b>	Pittsburgh (RS)	98-92	W			UNLV <sup>4</sup> (2nd)	64-61	W	
		Michigan State (RF)	68-80	L		<b>Denver</b>	St. John's <sup>1</sup> (RS)	70-86	L	
<b>1958</b>	<b>Lexington</b>	Miami, Ohio (RS)	94-70	W	<b>1986<sup>1</sup></b>	<b>Charlotte</b>	Davidson <sup>16</sup> (1st)	75-55	W	
		Notre Dame (RF)	89-56	W			Western Ky. <sup>8</sup> (2nd)	71-64	W	
		<b>Louisville</b>	Tempe (NS)	61-60	W		<b>Atlanta</b>	Alabama <sup>5</sup> (RS)	68-63	W
		Seattle (NF)	84-72	W			LSU <sup>11</sup> (RF)	57-59	L	
<b>1959</b>	<b>Evanston</b>	Louisville (RS)	61-76	L	<b>1987<sup>8</sup></b>	<b>Atlanta</b>	Ohio State <sup>9</sup> (1st)	77-91	L	
		Marquette (Cons.)	98-69	W	<b>1988<sup>2</sup></b>	<b>Cincinnati</b>	Southern <sup>15</sup> (1st)	99-84	W	
<b>1961</b>	<b>Louisville</b>	Morehead State (RS)	71-64	W			Maryland <sup>7</sup> (2nd)	90-81	W	
		Ohio State (RF)	74-87	L		<b>Birmingham</b>	Villanova <sup>6</sup> (RS)	74-80	L	
<b>1962</b>	<b>Iowa City</b>	Butler (RS)	81-60	W	<b>1992<sup>2</sup></b>	<b>Worcester</b>	Old Dominion <sup>15</sup> (1st)	88-69	W	
		Ohio State (RF)	64-74	L			Iowa State <sup>10</sup> (2nd)	106-98	W	
<b>1964</b>	<b>Minneapolis</b>	Ohio (RS)	69-85	L		<b>Philadelphia</b>	Massachusetts <sup>3</sup> (RS)	87-77	W	
		Loyola, Chi. (Cons.)	91-100	L			Duke <sup>1</sup> (RF) [OT]	103-104	L	
<b>1966</b>	<b>Iowa City</b>	Dayton (RS)	86-79	W	<b>1993<sup>1</sup></b>	<b>Nashville</b>	Rider <sup>16</sup> (1st)	96-52	W	
		Michigan (RF)	84-77	W			Utah <sup>8</sup> (2nd)	83-62	W	
		<b>College Park</b>	Duke (NS)	83-79	W		<b>Charlotte</b>	Wake Forest <sup>5</sup> (RS)	103-69	W
		UTEP (NF)	65-72	L			Florida State <sup>3</sup> (RF)	106-81	W	
<b>1968</b>	<b>Lexington</b>	Marquette (RS)	107-89	W		<b>New Orleans</b>	Michigan <sup>1</sup> (NS) [OT]	78-81	L	
		Ohio State (RF)	81-82	L	<b>1994<sup>3</sup></b>	<b>St. Petersburg</b>	Tennessee State <sup>14</sup> (1st)	83-70	W	
<b>1969</b>	<b>Madison</b>	Marquette (RS)	74-81	L			Marquette <sup>6</sup> (2nd)	63-75	L	
		Miami, Ohio (Cons.)	72-71	W	<b>1995<sup>1</sup></b>	<b>Memphis</b>	Mt. St. Mary's <sup>16</sup> (1st)	113-67	W	
<b>1970</b>	<b>Columbus</b>	Notre Dame (RS)	109-99	W			Tulane <sup>9</sup> (2nd)	82-60	W	
		Jacksonville (RF)	100-106	L		<b>Birmingham</b>	Arizona State <sup>5</sup> (RS)	97-73	W	
<b>1971</b>	<b>Athens</b>	Western Kentucky (RS)	83-107	L			North Carolina <sup>2</sup> (RF)	61-74	L	
		Marquette (Cons.)	74-91	L	<b>1996<sup>1</sup></b>	<b>Dallas</b>	San Jose State <sup>16</sup> (1st)	110-72	W	
<b>1972</b>	<b>Dayton</b>	Marquette (RS)	85-69	W			Virginia Tech <sup>9</sup> (2nd)	84-60	W	
		Florida State (RF)	54-73	L		<b>Minneapolis</b>	Utah <sup>4</sup> (RS)	101-70	W	
<b>1973</b>	<b>Nashville</b>	Austin Peay (RS) [OT]	106-100	W			Wake Forest <sup>2</sup> (RF)	83-63	W	
		Indiana (RF)	65-72	L		<b>E. Rutherford</b>	Massachusetts <sup>1</sup> (NS)	81-74	W	
<b>1975</b>	<b>Tuscaloosa</b>	Marquette (1st)	76-54	W			Syracuse <sup>4</sup> (NF)	76-67	W	
		<b>Dayton</b>	Central Michigan (RS)	90-73	W					
			Indiana (RF)	92-90	W					
	<b>San Diego</b>	Syracuse (NS)	95-79	W						
		UCLA (NF)	85-92	L						

# KENTUCKY BASKETBALL

## KENTUCKY'S NCAA TOURNAMENT HISTORY

1997 <sup>1</sup> Salt Lake City	Montana <sup>16</sup> (1st)	92-54	W
	Iowa <sup>8</sup> (2nd)	75-69	W
San Jose	St. Joseph's <sup>4</sup> (RS)	83-68	W
	Utah <sup>2</sup> (RF)	72-59	W
Indianapolis	Minnesota <sup>1</sup> (NS)	78-69	W
	Arizona <sup>4</sup> (NF) [OT]	79-84	L
1998 <sup>2</sup> Atlanta	S.C. State <sup>15</sup> (1st)	82-67	W
	Saint Louis <sup>10</sup> (2nd)	88-61	W
St. Petersburg	UCLA <sup>5</sup> (RS)	94-68	W
	Duke <sup>1</sup> (RF)	86-84	W
San Antonio	Stanford <sup>3</sup> (NS) [OT]	86-85	W
	Utah <sup>3</sup> (NF)	78-69	W
1999 <sup>3</sup> New Orleans	New Mexico State <sup>14</sup> (1st)	82-60	W
	Kansas <sup>6</sup> (2nd) [OT]	92-88	W
St. Louis	Miami, Ohio <sup>10</sup> (RS)	58-43	W
	Michigan State <sup>1</sup> (RF)	66-73	L
2000 <sup>5</sup> Cleveland	St. Bonaventure <sup>12</sup> (1st) [2OT]	85-80	W
	Syracuse <sup>4</sup>	50-52	L
2001 <sup>2</sup> Long Island	Holy Cross <sup>15</sup> (1st)	72-68	W
	Iowa <sup>7</sup> (2nd)	92-79	W
Philadelphia	Southern Cal <sup>6</sup> (RS)	76-80	L
2002 <sup>4</sup> St. Louis	Valparaiso <sup>13</sup> (1st)	83-68	W
	Tulsa <sup>12</sup> (2nd)	87-82	W
Syracuse	Maryland <sup>1</sup> (RS)	68-78	L
2003 <sup>1</sup> Nashville	IUPUI <sup>16</sup> (1st)	95-64	W
	Utah <sup>9</sup> (2nd)	74-54	W
Minneapolis	Wisconsin <sup>5</sup> (RS)	63-57	W
	Marquette <sup>3</sup> (RF)	69-83	L
2004 <sup>1</sup> Columbus	Florida A&M <sup>16</sup> (1st)	96-76	W
	UAB <sup>9</sup> (2nd)	75-76	L
2005 <sup>2</sup> Indianapolis	Eastern Kentucky <sup>15</sup> (1st)	72-64	W
	Cincinnati <sup>7</sup> (2nd)	69-60	W
Austin	Utah <sup>6</sup> (RS)	62-52	W
	Michigan State <sup>5</sup> (RF) [2ot]	88-94	L
2006 <sup>8</sup> Philadelphia	UAB <sup>9</sup> (1st)	69-64	W
	UConn <sup>1</sup> (2nd)	83-87	L
2007 <sup>8</sup> Chicago	Villanova <sup>9</sup> (1st)	67-58	W
	Kansas <sup>1</sup> (2nd)	76-88	L
2008 <sup>11</sup> Anaheim	Marquette <sup>6</sup> (1st)	66-74	L
2010 <sup>1</sup> New Orleans	East Tennessee St. <sup>16</sup> (1st)	100-71	W
	Wake Forest <sup>9</sup> (2nd)	90-60	W
Syracuse	Cornell <sup>12</sup> (RS)	62-45	W
	West Virginia <sup>2</sup> (RF)	66-73	L
2011 <sup>4</sup> Tampa	Princeton <sup>13</sup> (2nd)	59-57	W
	Wake Forest <sup>5</sup> (3rd)	71-63	W
Newark	Ohio State <sup>1</sup> (RS)	62-60	W
	North Carolina <sup>2</sup> (RF)	76-69	W
Houston	Connecticut <sup>3</sup> (NS)	56-55	L
2012 <sup>1</sup> Louisville	Western Kentucky <sup>16</sup> (2nd)	81-66	W
	Iowa State <sup>9</sup> (3rd)	87-71	W
Atlanta	Indiana <sup>4</sup> (RS)	102-90	W
	Baylor <sup>3</sup> (RF)	82-70	W
New Orleans	Louisville <sup>4</sup> (NS)	69-61	W
	Kansas <sup>2</sup> (NF)	67-59	W

### March Madness Numbers

As of March 17, the nation's winningest team, Kentucky, holds many distinctions in NCAA Tournament play, including:

#### Appearances

1. KENTUCKY	55
2. North Carolina	47
3. UCLA	45
Kansas	45
5. Louisville	41

#### NCAA Championships

1. UCLA	11
2. KENTUCKY	8
3. Duke	5
Indiana	5
North Carolina	5

#### Tournament Games

1. KENTUCKY	169
2. North Carolina	157
3. Kansas	141
4. Duke	140
5. UCLA	137

#### NCAA Final Fours

1. North Carolina	18
2. KENTUCKY	17
UCLA	17
4. Duke	16
5. Kansas	14

#### Tournament Wins

1. KENTUCKY	121
2. North Carolina	113
3. Duke	106
4. UCLA	99
5. Kansas	98

#### NCAA Final Four Wins

1. UCLA	25
2. KENTUCKY	20
3. Duke	17
4. North Carolina	15
5. Kansas	12
Indiana	12

2014 <sup>8</sup> St. Louis	Kansas State <sup>9</sup> (2nd)	56-49	W
	Wichita State <sup>1</sup> (3rd)	78-76	W
Indianapolis	Louisville <sup>4</sup> (RS)	74-69	W
	Michigan <sup>2</sup> (RF)	75-72	W
Dallas	Wisconsin <sup>2</sup> (NS)	74-73	W
	UConn <sup>7</sup> (NF)	60-54	L
2015 <sup>1</sup> Louisville	Hampton <sup>16</sup> (2nd)	79-56	W
	Cincinnati <sup>8</sup> (3rd)	64-51	W
Cleveland	West Virginia <sup>5</sup> (RS)	78-39	W
	Notre Dame <sup>3</sup> (RF)	68-66	W
Indianapolis	Wisconsin <sup>1</sup> (NS)	71-64	L
2016 <sup>4</sup> Des Moines	Stony Brook <sup>13</sup> (1st)	85-57	W

### What's what?

UK Seed	Site	Opp. Seed	Round
1998 <sup>2</sup>	Atlanta	S.C. State <sup>15</sup> (1st)	82-67 W



# KENTUCKY BASKETBALL

## KENTUCKY'S NCAA TOURNAMENT HISTORY

### UK VS. THE 2016 NCAA TOURNAMENT FIELD

Opponent	UK in Series:	NCAA Tournament	Last Meeting
<b>EAST REGION</b>			
North Carolina	14-23	1-2	12-13-14 (UK 84, UNC 70)
Xavier	37-2	Never Met	11-30-68 (UK 115, XU 77)
West Virginia	15-5	2-1	03-29-15 (UK 78, WVU 39)
Indiana	32-24	3-1	03-23-12 (UK 102, IU 90)
Notre Dame	43-19	3-0	03-28-15 (UK 68, ND 66)
Wisconsin	4-2	2-1	04-4-15 (UW 71, UK 64)
Southern Cal	0-3	0-1	03-22-01 (USC 80, UK 76)
Providence	3-0	Never Met	11-30-14 (UK 58, PC 38)
Pittsburgh	4-2	1-0	11-27-98 (PITT 68, UK 56)
Michigan	5-2	2-1	03-30-14 (UK 75, UM 72)
Tulsa	5-0	1-0	03-16-02 (UK 87, UT 82)
Chattanooga	12-0	Never Met	12-17-11 (UK 87, UC 62)
Stony Brook	2-0	1-0	3-17-16 (UK 85, SB 57)
Stephen F. Austin	Never Met		
Weber State	Never Met		
Florida Gulf Coast	Never Met		
Fairleigh Dickinson	Never Met		
<b>MIDWEST REGION</b>			
Virginia	6-3	Never Met	11-26-02 (UVA 75, UK 61)
Michigan State	12-11	1-3	11-12-13 (MSU 78, UK 74)
Utah	9-2	6-0	03-25-05 (UK 62, UU 52)
Iowa State	3-0	2-0	03-17-12 (UK 87, ISU 71)
Purdue	6-2	Never Met	12-3-97 (UK 89, PU 75)
Seton Hall	1-1	Never Met	11-26-88 (SHU 63, UK 60)
Dayton	3-2	Never Met	11-29-99 (UD 68, UK 66)
Texas Tech	4-0	Never Met	12-17-94 (UK 83, TT 68)
Butler	4-0	1-0	11-27-82 (UK 90, BU 53)
Syracuse	8-3	2-1	03-18-00 (SU 52, UK 50)
Gonzaga	1-0	Never Met	11-27-02 (UK 80, GU 72)
Little Rock	1-0	Never Met	01-03-12 (UK 73, UALR 51)
Iona	6-0	Never Met	12-23-05 (UK 73, IC 67)
Fresno State	Never Met		
Middle Tennessee	0-1	0-1	03-11-82 (MTSU 50, UK 44)
Hampton	1-0	1-0	03-19-15 (UK 79, HU 56)
<b>SOUTH REGION</b>			
Kansas	22-7	2-1	01-30-16 (KU 90, UK 84)
Villanova	6-0	2-0	03-16-07 (UK 67, VU 58)
Miami	3-1	Never Met	12-06-08 (UM 73, UK 67)
California	2-0	Never Met	11-28-88 (UK 89, UC 71)
Maryland	8-5	0-1	11-9-12 (UK 73, UM 69)
Arizona	2-3	0-1	11-26-99 (UA 63, UK 51)
Iowa	5-3	2-1	11-21-05 (UI 67, UK 63)
Colorado	1-0	Never Met	11-26-98 (UK 64, UC 52)
Connecticut	1-4	0-3	04-07-14 (UC 60, UK 52)
Temple	14-4	1-0	12-08-62 (UK 56, TU 52)
Vanderbilt	141-47	Never Met	02-27-16 (VU 74, UK 62)
Wichita State	1-0	1-0	03-23-14 (UK 78, WSU 76)
South Dakota State	Never Met		
Hawaii	2-0	Never Met	11-28-87 (UK 86, UH 59)
Buffalo	1-0	Never Met	11-16-14 (UK 71, UB 52)
UNC-Asheville	4-0	Never Met	11-08-13 (UK 89, UNCA 57)
Austin Peay	5-0	1-0	12-19-08 (UK 90, AP 69)
<b>WEST REGION</b>			
Oregon	1-0	Never Met	12-16-72 (UK 95, UO 68)
Oklahoma	3-0	Never Met	11-22-10 (UK 76, OU 64)
Texas A&M	6-3	Never Met	03-13-16 (UK 82, TAMU 77)
Duke	12-9	3-2	11-17-15 (UK 74, DU 63)
Baylor	7-2	2-0	12-6-13 (BU 67, UK 62)
Texas	2-0	Never Met	12-5-14 (UK 63, UT 51)
Oregon State	3-0	Never Met	12-20-75 (UK 82, OSU 74)
Saint Joseph's	2-0	1-0	03-20-97 (UK 102, SJU 72)
Cincinnati	28-10	2-0	03-21-15 (UK 64, UC 51)
VCU	Never Met		
UNI	Never Met		
Yale	1-0	Never Met	12-27-61 (UK 79, YU 58)
UNCW	Never Met		
Green Bay	1-0	Never Met	12-06-95 (U 74, GB 62)
CSU Bakersfield	Never Met		
Holy Cross	3-0	2-0	03-15-01 (UK 72, HC 68)
Southern	Never Met		

### UK SEEDING HISTORY IN NCAA TOURNAMENT

UK	UK NCAA TOURNAMENT SEED GRID																Total	
	Opponent Seed																	
Seed	1	2	3	4	5	6	7	8	9	10	11	12	13	14	15	16	Total	
1(12)	2-3	4-2	3-1	5-2	6-0	—	—	6-0	5-1	—	0-1	1-0	—	—	—	—	10-0	42-10
2(6)	1-1	—	3-0	—	0-2	3-2	4-1	—	—	2-0	—	—	—	—	—	6-0	—	19-6
3(3)	0-2	1-0	—	—	—	1-1	—	—	—	1-0	1-0	—	—	2-0	—	—	—	6-3
4(2)	1-1	1-0	0-1	—	1-0	—	—	—	—	—	—	1-0	3-0	—	—	—	—	7-2
5(1)	—	—	—	0-1	—	—	—	—	—	—	—	1-0	—	—	—	—	—	1-1
6(1)	—	—	—	—	—	—	—	—	—	—	0-1	—	—	—	—	—	—	0-1
7(0)	—	—	—	—	—	—	—	—	—	—	—	—	—	—	—	—	—	0-0
8(3)	1-2	2-0	—	1-0	—	—	0-1	—	3-1	—	—	—	—	—	—	—	—	7-4
9(0)	—	—	—	—	—	—	—	—	—	—	—	—	—	—	—	—	—	0-0
10(0)	—	—	—	—	—	—	—	—	—	—	—	—	—	—	—	—	—	0-0
11(1)	—	—	—	—	—	0-1	—	—	—	—	—	—	—	—	—	—	—	0-1
12(1)	0-1	—	—	1-0	1-0	—	—	—	—	—	—	—	—	—	—	—	—	2-1
<b>Total</b>	<b>5-10</b>	<b>8-2</b>	<b>6-2</b>	<b>7-3</b>	<b>8-2</b>	<b>4-4</b>	<b>4-2</b>	<b>6-0</b>	<b>8-2</b>	<b>3-0</b>	<b>1-2</b>	<b>3-0</b>	<b>3-0</b>	<b>2-0</b>	<b>6-0</b>	<b>9-0</b>	<b>77-28</b>	

\*The NCAA began seeding at the 1979 NCAA Tournament.

## UK NCAA TEAM SINGLE-GAME RECORDS

### MOST POINTS

113, Mount Saint Mary's (1995, 1st Round)  
110, San Jose State (1996, 1st Round)  
109, Notre Dame (1970, Sweet 16)  
106, Florida State (1993, Elite 8)  
106, Iowa State (1992, 2nd Round)  
106, Austin Peay (1973, Sweet 16) [OT]  
by Opponent  
107 by Western Kentucky (1971, Sweet 16)  
106 by Jacksonville (1970, Elite 8)  
104 by Duke (1992, Elite 8) [OT]

### FEWEST POINTS

28, Dartmouth (1942 (Elite 8)  
37, Ohio State (1945, Sweet 16)  
40, Georgetown (1984, Final Four)  
44, Middle Tennessee (1982, 1st Round)  
by Opponent  
36, Oklahoma State (1949, Championship)  
39, West Virginia (2015, Sweet 16)  
40, Miami, Ohio (1999, Sweet 16)  
42, Baylor (1948, Championship)

### FIELD GOALS

50, Austin Peay (1973, Sweet 16)  
43, Notre Dame (1970, Sweet 16)  
43, Marquette (1968, Sweet 16)  
43, Marquette (1959, Reg. Cons.)  
42, San Jose State (1996, 1st Round)  
by Opponent  
46 by Austin Peay (1973, Sweet 16)  
42 by Western Kentucky (1971, Sweet 16)

### FIELD GOAL ATTEMPTS

99, Miami, Ohio (1958, Sweet 16)  
97, Austin Peay (1973, Sweet 16)  
89, Jacksonville (1970, Elite 8)  
86, UCLA (1975, Championship)  
84, Loyola (1964, Reg. Cons.)  
by Opponent  
99 by Austin Peay (1973, Sweet 16)  
87 by Michigan State (1957, Elite 8)  
85 by Michigan (1966, Elite 8)

### HIGHEST FIELD GOAL PERCENTAGE

.667, Southern (1988, 1st Round) [38-of-57]  
.621, Miami, Ohio (1978, Sweet 16) [41-of-66]  
.619, Wake Forest (1993, Sweet 16) [39-of-63]  
.615, Utah (2005, Sweet 16) [24-of-39]  
.615, IUPUI (2003, 1st Round) [40-of-65]  
by Opponent  
.660 by Ohio State (1987, 1st Round) [33-of-50]  
.654 by Duke (1992, Elite 8) [34-of-52]  
.605 by North Carolina (1977, Elite 8) [23-of-38]

### LOWEST FIELD GOAL PERCENTAGE

.245, Georgetown (1984, Final Four) [13-of-53]  
.280, North Carolina (1995, Elite 8) [21-of-75]  
.302, Temple (1958, Final Four) [19-of-63]  
.311, UAB (2006, 1st Round) [19-of-61]  
.316, Marquette (1994, 2nd Round) [24-of-76]  
by Opponent  
.241 by West Virginia (2015, Sweet 16) [13-of-54]  
**.263 by Stony Brook (2016, First Round) [20-76]**  
.282 by Notre Dame (1958, Elite 8) [22-of-78]  
.288 by Hampton (2015, 2nd Round) [17-of-59]

### 3-POINT FIELD GOALS

16, Wake Forest (1993, Sweet 16)  
15, East Tennessee State (2010, 1st Round)  
13, Iowa (2001, 2nd Round)  
13, Mount Saint Mary's (1995, 1st Round)

12, North Carolina (2011, Elite 8)  
12, Syracuse (1996, Championship)  
by Opponent  
13 by Arizona State (1995, Sweet 16)  
12 by Kansas (1999, 2nd Round)

### 3-POINT FIELD GOAL ATTEMPTS

38, Marquette (1994, 2nd Round)  
36, North Carolina (1995, Elite 8)  
33, East Tennessee State (2010, 1st Round)  
32, West Virginia (2010, Regional Final)  
30, Arizona (1997, Championship)  
by Opponent  
32 by St. Bonaventure (2000, 1st Round)  
31 by Kansas (1999, 2nd Round)  
30 by Florida A&M (2004, 1st Round)  
30 by New Mexico State (1999, 1st Round)

### 3-POINT FIELD GOAL PERCENTAGE (MIN. 10 ATTEMPTS)

.667, Wake Forest (1993, Sweet 16) [16-of-24]  
.636, Wake Forest (1996, Elite 8) [7-of-11]  
.583, Cincinnati (2005, 2nd Round) [7-of-12]  
.571, New Mexico State (1999, 1st Round) [8-of-14]  
.545, North Carolina (2011, Elite 8) [12-of-22]  
.545, Duke (1992, Elite 8) [12-of-22]  
by Opponent  
.625 by Kansas (2007, 2nd Round) [10-of-16]  
.571 by USC (2001, Sweet 16) [8-of-14]  
.556 by Holy Cross (2001, Sweet 16) [10-of-18]

### FREE THROWS

35, Indiana (2012, Sweet 16)  
33, Tennessee State (1994, 1st Round)  
30, Washington (1985, 1st Round)  
30, Ohio State (1961, Elite 8)  
30, Pittsburgh (1957, Sweet 16)  
by Opponent  
38 by Loyola (1964, Reg. Cons.)  
34 by Arizona (1997, Championship)  
34 by Iowa State (1992, 2nd Round)

### FREE THROWS ATTEMPTED

48, Tennessee State (1994, 1st Round)  
41, Pittsburgh (1957, Sweet 16)  
40, Washington (1985, 1st Round)  
39, Ohio State (1961, Elite 8)  
38, Syracuse (1975, Final Four)  
by Opponent  
44 by Loyola (1964, Reg. Cons.)  
41 by Arizona (1997, Championship)  
40 by UAB (1981, 2nd Round)

### FREE THROW PERCENTAGE (MIN. 10 ATTEMPTS)

1.000, Utah (2003, Sweet 16) [18-of-18]  
.946, Indiana (2012, Sweet 16) [35-of-37]  
.944, Connecticut (2006, 2nd Round) [17-of-18]  
.900, Dayton (1966, Sweet 16) [18-of-20]  
.900, Wisconsin (2015, Final Four) [9-of-10]  
by Opponent  
1.000 by Villanova (1988, Sweet 16) [17-of-17]  
.950 by Wisconsin (2014, Final Four) [19-of-20]  
.917 by Utah (1997, Elite 8) [11-of-12]  
.917 by North Carolina (1977, Elite 8) [33-of-36]

### REBOUND MARGIN

+26, Florida State (1993, Sweet 16)  
+23, Florida State (1980, 2nd Round)  
+20, Hampton (2105, 2nd Round)  
+20, Davidson (1986, 1st Round)  
+19, Miami, Ohio (1999, Sweet 16)  
+19, Notre Dame (1958, Elite 8)

by Opponent  
+25 by Marquette (1971, Reg. Cons.)  
+24 by Ohio State (1961, Elite 8)  
+15 by Utah (1998, Championship)

### ASSISTS

35, San Jose State (1996, 1st Round)  
33, Mount St. Mary's (1995, 1st Round)  
27, East Tennessee State (2010, 1st Round)  
27, Arizona State (1995, Sweet 16)  
26, Iowa State (1992, 2nd Round)  
by Opponent  
23 by Duke (1992, Elite 8)  
23 by UCLA (1975, Championship)  
21 by Marquette (2003, Elite 8)

### MOST TURNOVERS

25, Southern (1988, 1st Round)  
23, Florida State (1978, 1st Round)  
21, Syracuse (2000, 2nd Round)  
20, Florida State (1993, Elite 8)  
20, Louisville (1984, Sweet 16)  
by Opponent  
30 by Old Dominion (1992, 1st Round)  
28 by Tennessee State (1994, 1st Round)  
26 by Minnesota (1997, Final Four)  
26 by San Jose State (1996, 1st Round)

### FEWEST TURNOVERS

4, Wisconsin (2014, Final Four)  
6, Wisconsin (2015, Final Four)  
6, Indiana (2012, Sweet 16)  
6, Stanford (1998, Final Four)  
6, Utah (1996, Sweet 16)  
by Opponent  
4 by Florida State (1978, 1st Round)  
5 by St. John's (1995, Sweet 16)  
6 by Princeton (  
6 by Duke (1998, Elite 8)

### BLOCKS

**15, Stony Brook (2016, First Round)**  
14, UCLA (1998, Sweet 16)  
11, Kansas (2012, National Championship)  
11, Ohio State (2011, Sweet 16)  
11, East Tennessee State (2010, 1st Round)  
11, South Carolina State (1998, 1st Round)  
11, Montana (1997, 1st Round)  
by Opponent  
9 by Florida State (1978, 1st Round)  
8 by Massachusetts (1996, Final Four)  
8 by Middle Tennessee (1982, 1st Round)

### STEALS

17, San Jose State (1996, 1st Round)  
17, Tennessee State (1994, 1st Round)  
16, Marquette (1994, 2nd Round)  
16, Old Dominion (1992, 1st Round)  
14, Minnesota (1997, Final Four)  
14, Montana (1997, 1st Round)  
by Opponent  
13 by Florida A&M (2004, 1st Round)  
11 by East Tennessee State (2010, 1st Round)  
11 by USC (2001, Sweet 16)  
11 by Louisville (1983, Elite 8)

### WINNING MARGIN

+46, Mount St. Mary's, 1995 (1st Round) [113-67]  
+44, Rider, 1993 (1st Round) [96-52]  
+39, West Virginia, 2015 (Sweet 16) [78-39]  
+38, Montana, 1997 (1st Round) [92-54]  
+38, San Jose State, 1996 (1st Round) [110-72]

## UK NCAA INDIVIDUAL SINGLE-GAME RECORDS

### POINTS

44, Dan Issel vs. Notre Dame (1970, Sweet 16)  
 41, Tayshaun Prince vs. Tulsa (2002, 2nd Round)  
 41, Jack Givens vs. Duke (1978, Finals)  
 36, Dan Issel vs. Miami, Ohio (1969, Reg. Cons.)  
 36, Dan Issel vs. Marquette (1968, Sweet 16)  
 by Opponent  
 52 by Austin Carr, Notre Dame (1970, Sweet 16)  
 36 by Henry Finkel, Dayton (1966, Sweet 16)  
 35 by Jim McDaniels, Western Kentucky (1971, Sweet 16)  
 34 by Carl Cain, Iowa (1956, Elite 8)  
 33 by Kent Benson, Indiana (1975, Elite 8)  
 33 by Jerry Lucas, Ohio State (1962, Elite 8)  
 33 by Jerry Lucas, Ohio State (1961, Elite 8)

### FIELD GOALS

18, Jack Givens vs. Duke (1978 Championship) [27 att.]  
 17, Dan Issel vs. Notre Dame (1970 Sweet 16) [28 att.]  
 15, Jim Andrews vs. Austin Peay (1973 Sweet 16) [19 att.]  
 14, Tayshaun Prince vs. Tulsa (2002 2nd Round) [21 att.]  
 14, Dan Issel vs. Marquette (1968 Sweet 16) [18 att.]  
 14, Louie Dampier vs. Dayton (1966 Sweet 16) [23 att.]  
 14, Bob Burrow vs. Wayne State (1956 Sweet 16)  
 by Opponent  
 22 by Austin Carr, Notre Dame (1970, 1st Round) [35 att.]  
 15 by Henry Finkel, Dayton (1966, Sweet 16) [26 att.]

### FIELDS GOAL ATTEMPTS

30, Kevin Grevey vs. UCLA (1975 Championship)  
 29, Bill Spivey vs. Kansas State (1951 Championship)  
 28, Dan Issel vs. Notre Dame (1970 Sweet 16)  
 27, Jack Givens vs. Duke (1978 Championship)  
 27, Pat Riley vs. Michigan (1966 Elite 8)  
 27, Cotton Nash vs. Loyola (1964 Reg. Cons.)  
 by Opponent  
 35 by Austin Carr, Notre Dame (1970, 1st Round)  
 32 by Elgin Baylor, Seattle (1958, National Championship)  
 31 by James Williams, Austin Peay (1973, Sweet 16)  
 29 by Don Hennon, Pittsburgh (1957, Sweet 16)  
 26 by Ron Carter, VMI (1977, Sweet 16)  
 26 by Henry Finkel, Dayton (1966, Sweet 16)  
 26 by Bob Brown, Louisville (1951, 1st Round)

### FIELD GOAL PERCENTAGE (MIN. 8 ATTEMPTS)

1.000, Kenny Walker vs. Western Kentucky (1986, 2nd Round) [11-for-11]  
 .909, Travis Ford vs. Wake Forest (1993, Sweet 16) [10-of-11]  
 .900, DeMarcus Cousins vs. Wake Forest (2010, 2nd Round) [9-10]  
 .900, Patrick Patterson vs. East Tennessee State (2010, 1st Round) [9-10]  
 .875, Anthony Davis vs. Louisville (2012, Final Four) [7-8]  
 .875, Josh Harrellson vs. Princeton (2011, 2nd Rd) [7-8]  
 by Opponent  
 1.000 by Christian Laettner, Duke (1992, Elite 8) [10-of-10]  
 .900 by Ben Caton, Utah (1996, Sweet 16) [9-of-10]  
 .875 by Ric Cobb, Marquette (1969, Sweet 16) [7-of-8]  
 .818 by Randy Ayers, Miami, Ohio (1978, Sweet 16) [9-of-11]  
 .800 by Rayshard Allen, Tulane (1995, 2nd Round) [12-of-15]  
 .800 by Mickey Dillard, Florida State (1978, 1st Round)

[8-of-10]

### 3-POINT FIELD GOALS

8, Eric Bledsoe vs. East Tennessee St. (2010, 1st Round)  
 7, Tony Delk vs. Syracuse (1996 Championship)  
 6, Tayshaun Prince vs. Tulsa (2002 2nd Round)  
 6, Tayshaun Prince vs. Iowa (2001 2nd Round)  
 5, 12 players  
 by Opponent  
 6 by David Bluthenthal, USC (2001, Sweet 16)  
 6 by Dean Oliver, Iowa (2001, 2nd Round)  
 6 by Jeff Boschee, Kansas (1999, 2nd Round)  
 6 by Tyler Brown, South Carolina State (1998, 1st Round)

### 3-POINT FIELD GOALS ATTEMPTS

14, Tony Delk vs. North Carolina (1995 Elite 8)  
 12, Scott Padgett vs. Arizona (1997 Championship)  
 12, Tony Delk vs. Syracuse (1996 Championship)  
 12, Tony Delk vs. Marquette (1994 2nd Round)  
 11, Brandon Knight vs. UConn (2011, Final Four)  
 11, Brandon Knight vs. North Carolina (2011, Elite 8)  
 by Opponent  
 18 by Jeff Boschee, Kansas (1999, 2nd Round)  
 9 by Harrison Barnes, North Carolina (2011, Elite 8)  
 9 by Shabazz Napier, Connecticut (2014, Championship)  
 7 by Jon Diebler, Ohio State (2011, Sweet 16)  
 7 by Douglas Davis, Princeton (2011, 2nd Round)  
 7 by T.J. Price, Western Kentucky (2012, 2nd Round)  
**7 by Carson Puriefoy, Stony Brook (2016, 1st Round)**

### 3-POINT FIELD GOAL PERCENTAGE (MIN. 5 ATTEMPTS)

1.000, Jamal Mashburn vs. Wake Forest (1993, Sweet 16) [5-of-5]  
 .889, Eric Bledsoe vs. East Tennessee State (2010, 1st Round) [8-of-9]  
 .833, Cameron Mills vs. St. Joseph's (1997, Sweet 16) [5-of-6]  
 .833, Travis Ford vs. Wake Forest (1993, Sweet 16) [5-of-6]  
 .800, John Pelphrey vs. Iowa State (1992, 2nd Round) [4-of-5]  
 by Opponent  
 .857 by Brandon Rush, Kansas (2007, 2nd Round) [6-of-7]  
 .714 by Kirk Penney, Wisconsin (2003, Sweet 16) [5-of-7]  
 .667 by seven players

### FREE THROWS

17, Roger Newman vs. Ohio State (1961 Elite 8)  
 14, Randolph Morris vs. Kansas (2007, 2nd Round)  
 13, Scott Padgett vs. Kansas (1999 2nd Round)  
 13, Rodrick Rhodes vs. Tennessee St. (1994 1st Round)  
 13, Ed Davender vs. Maryland (1988 2nd Round)  
 13, Kenny Walker vs. Washington (1985 1st Round)  
 by Opponent  
 16 by John Riser, Pittsburgh (1957, Sweet 16)  
 15 by Ron Bayless, Iowa State (1992, 2nd Round)  
 14 by Miles Simon, Arizona (1997 Championship)  
 14 by Dean Meminger, Marquette (1971, Regional Cons.)  
 14 by Jim Coleman, Loyola (1964, Elite 8)

### FREE THROW ATTEMPTS

22, Roger Newman vs. Ohio State (1961 Elite 8)  
 19, Rodrick Rhodes vs. Tennessee St. (1994 1st Round)  
 17, Scott Padgett vs. Kansas (1999 2nd Round)  
 16, Randolph Morris vs. Kansas (2007, 2nd Round)  
 15, three players  
 by Opponent

18 by Robert Kendrick, Wayne State (1956 Sweet 16)  
 17 by Miles Simon, Arizona (1997 Championship)  
 17 by Dean Meminger, Marquette (1971, Regional Consl.)  
 17 by Jim Coleman, Loyola (1964, Elite 8)  
 17 by John Riser, Pittsburgh (1957, Sweet 16)

### FREE THROW PERCENTAGE (MIN. 10 ATTEMPTS)

1.000, Michael Kidd-Gilchrist vs. Indiana (2012, Sweet 16) [10-of-10]  
 1.000, Dan Issel vs. Miami, Ohio (1969, Reg. Cons.) [12-of-12]  
 1.000, Bobby Perry vs. UAB (2006, 1st Round) [10-of-10]  
 1.000, Mike Casey vs. Marquette (1969, Sweet 16) [10-of-10]  
 by Opponent  
 1.000 by Jim McDaniels, Western Kentucky (1971 Sweet 16) [11-of-11]  
 1.000 by Christian Laettner, Duke (1992 Elite 8) [10-of-10]

### REBOUNDS

21, Bill Spivey vs. Kansas State (1951, Finals)  
 16, Anthony Davis vs. Kansas (2012, Championship)  
 16, Jim Andrews vs. Marquette (1972, Sweet 16)  
 16, Dan Issel vs. Marquette (1968, Sweet 16)  
 16, Bill Lickert vs. Morehead State (1961, Sweet 16)  
 16, Johnny Cox vs. Seattle (1958, Finals)  
 16, Ed Beck vs. Michigan State (1957, Elite 8)  
 16, Bill Spivey vs. Illinois (1951, Final Four)  
 by Opponent  
 30 by Jerry Lucas, Ohio State (1961, Elite 8)  
 23 by Kent Benson, Indiana (1975, Elite 8)  
 20 by Artis Gilmore, Jacksonville (1970, Elite 8)  
 19 by Elgin Baylor, Seattle (1958, National Championship)  
 18 by Five guys

### ASSISTS

14, Dicky Beal vs. BYU (1984, 2nd Round)  
 11, John Wall vs. E. Tennessee State (2010, 1st Round)  
 9, seven players  
 by Opponent  
 14 by Andre McCarter, UCLA (1975, National Championship)  
 12 by Edgar Padilla, Massachusetts (1996, Final Four)  
 11 by Dwayne Wade, Marquette (2003, Elite 8)  
 11 by Mateen Cleaves, Michigan State (1999, Elite 8)  
 11 by Bruce Douglass, Illinois (1984, Elite 8)

### BLOCKS

7, Anthony Davis vs. WKU (2012, 2nd Round)  
**6, Skal Labissiere vs. Stony Brook (2016, 1st Round)**  
 6, Anthony Davis vs. Kansas (2012, National Championship)  
 6, Anthony Davis vs. Baylor (2012, Elite 8)  
 6, Jamaal Magloire vs. UCLA (1998, Sweet 16)  
 6, Nazr Mohammed vs. UCLA (1998, Sweet 16)

### STEALS

6, Anthony Epps vs. San Jose State (1996, 1st Round)  
 6, Antoine Walker vs. San Jose State (1996, 1st Round)  
 6, Dicky Beal vs. Louisville (1984, Sweet 16)  
 5, eight tied





















# SEASON BOX SCORES

## GAME 35 #10 KENTUCKY 85, STONY BROOK 57



Official Basketball Box Score - Game Totals - Final Statistics  
Stony Brook vs Kentucky  
03-17-16 8:58 p.m. at Wells Fargo Arena - Des Moines, Iowa



### Stony Brook 57 • (13) 26-7

#	Player	Total		3-Ptr		Rebounds			PF	TP	A	TO	Blk	Stl	Min			
		FG	FGA	FG	FGA	FT	FTA	Off								Def	Tot	
05	Walker, Ahmad	1	12	0	1	2	6	2	8	3	3	3	1	0	0	31		
10	Puriefoy, Carson	3	17	2	7	2	0	2	2	2	10	4	3	1	0	36		
11	McGrew, Rayshaun	2	11	0	0	1	3	2	5	2	5	0	2	0	3	31		
20	Warney, Jameel	10	21	0	0	3	7	8	15	2	23	0	3	2	0	34		
24	Woodhouse, Lucas	2	6	1	3	1	2	1	3	1	6	2	3	0	0	30		
01	Thrower, DeShaun	1	4	0	2	6	0	1	1	0	8	0	0	0	1	16		
03	Mitchell, Kameron	0	1	0	0	0	0	1	1	0	0	1	0	0	2	8		
12	Sturdivant, Tyrell	1	4	0	0	0	2	1	3	4	2	0	0	0	0	11		
24	Nyama, Roland	0	0	0	0	0	0	0	0	0	0	0	0	0	0	1		
32	Petras, Jakub	0	0	0	0	0	0	1	1	0	0	0	0	0	0	2		
	Team						5	2	7									
	Totals	20	76	3	13	14	14	18	25	21	46	14	57	10	14	3	6	200

FG % 1st Half: 7-37 18.9% 2nd half: 13-39 33.3% Game: 20-76 26.3% Deadball Rebounds: 1  
3FG % 1st Half: 0-5 0.0% 2nd half: 3-8 37.5% Game: 3-13 23.1%  
FT % 1st Half: 5-6 83.3% 2nd half: 9-12 75.0% Game: 14-18 77.8%

### Kentucky 85 • (4) 27-8

#	Player	Total		3-Ptr		Rebounds			PF	TP	A	TO	Blk	Stl	Min	
		FG	FGA	FG	FGA	FT	FTA	Off								Def
01	Labissiere, Skal	6	10	0	0	0	0	4	4	3	12	1	0	6	1	23
03	Ulis, Tyler	4	10	0	2	2	0	1	1	1	10	7	3	0	1	30
13	Isaiah Briscoe	5	8	0	0	3	3	8	11	0	13	1	4	1	1	30
22	Alex Poythress	4	6	0	0	4	0	4	4	4	12	0	0	2	2	22
23	Jamal Murray	7	16	2	7	3	2	5	7	3	19	2	3	2	0	31
00	Marcus Lee	2	3	0	0	3	0	3	3	3	7	0	0	1	2	14
04	Matthews, Charles	1	1	0	0	0	1	0	1	0	2	0	0	1	0	8
10	Jonny David	0	0	0	0	0	0	0	0	0	0	0	0	0	0	1
11	Mychal Mulder	0	1	0	1	0	0	1	1	0	0	1	0	0	0	2
15	Isaac Humphries	0	1	0	0	0	0	0	0	0	0	0	0	0	0	2
24	EJ Florsal	0	0	0	0	0	0	0	0	0	0	0	0	0	0	1
25	Dominique Hawkins	1	4	0	1	0	2	2	4	2	2	1	0	0	1	17
35	Derek Willis	3	3	2	2	0	1	4	5	1	8	1	0	2	1	19
	Team						1	2	3							
	Totals	33	63	4	13	15	10	34	44	17	85	14	10	15	9	200

FG % 1st Half: 11-34 32.4% 2nd half: 22-29 75.9% Game: 33-63 52.4%  
3FG % 1st Half: 0-7 0.0% 2nd half: 4-6 66.7% Game: 4-13 30.8%  
FT % 1st Half: 11-11 100.0% 2nd half: 4-6 66.7% Game: 15-17 88.2%

Officials: Patrick Driscoll, Bert Smith, Thomas Nunez  
Technical fouls: Stony Brook-None. Kentucky-None.  
Attendance: 16774  
2016 NCAA Men's Basketball Championship - First Round (East Region)  
Fouled Out: None

Score by periods	1st	2nd	Total
Stony Brook	19	38	57
Kentucky	33	52	85

	In	Off	2nd	Fast	Bench
Points	Paint	T/O	Chance	Break	
Stony Brook	22	11	19	0	10
UK	46	19	15	6	19

Last FG - SBU 2nd-00:58, UK 2nd-01:15.  
Largest lead - SBU None, UK by 33 2nd-06:12.  
SBU led for 00:00, UK led for 36:51. Game was tied for 03:09.

Score tied - 4 times.  
Lead changed - 0 times.



2015-16 Kentucky Men's Basketball  
Kentucky Combined Team Statistics (as of Mar 18, 2016)  
All games



Overall record: 27-8 Conf: 13-5 Home: 17-0 Away: 4-7 Neutral: 6-1

#	Player	gp-gs	min	avg	Total		3-Point		F-Throw		Rebounds				pf	dq	a	to	blk	stl	pts	avg
					fg-fga	fg%	3fg-fga	3fg%	ft-fa	ft%	off	def	tot	avg								
23	Jamal Murray	35-35	1229	35.1	237-520	.456	112-268	.418	118-150	.787	51	128	179	5.1	71	1	75	81	11	34	704	20.1
03	Tyler Ulis	34-34	1249	36.7	182-422	.431	52-154	.338	163-190	.858	19	86	105	3.1	59	1	243	65	4	49	579	17.0
22	Alex Poythress	30-22	711	23.7	118-193	.611	7-23	.304	68-98	.694	52	129	181	6.0	108	7	10	35	22	18	311	10.4
13	Isaiah Briscoe	33-32	1065	32.3	130-298	.436	5-37	.135	54-121	.446	48	130	178	5.4	92	2	106	63	5	34	319	9.7
35	Derek Willis	31-11	581	18.7	81-166	.488	53-119	.445	32-35	.914	30	93	123	4.0	54	2	12	21	24	20	247	8.0
01	Skal Labissiere	35-17	552	15.8	96-184	.522	0-2	.000	41-62	.661	35	73	108	3.1	105	5	11	32	59	9	233	6.7
00	Marcus Lee	35-20	757	21.6	100-147	.680	0-0	.000	25-62	.403	86	126	212	6.1	107	8	11	33	57	12	225	6.4
25	Dominique Hawkins	26-0	235	9.0	17-46	.370	8-29	.276	16-21	.762	11	8	19	0.7	29	0	13	6	3	6	58	2.2
15	Isaac Humphries	23-1	210	9.1	16-41	.390	0-0	.000	11-15	.733	20	36	56	2.4	46	2	2	10	16	2	43	1.9
04	Charles Matthews	35-3	369	10.5	23-52	.442	1-4	.250	14-34	.412	32	27	59	1.7	33	0	13	19	6	15	61	1.7
11	Mychal Mulder	24-0	90	3.8	4-20	.200	2-12	.167	2-2	1.000	9	18	27	1.1	6	0	8	2	0	1	12	0.5
10	Jonny David	11-0	11	1.0	0-2	.000	0-2	.000	2-2	1.000	0	0	0	0.0	1	0	0	1	0	0	2	0.2
24	EJ Floreal	13-0	16	1.2	0-1	.000	0-0	.000	0-2	.000	1	5	6	0.5	0	0	0	1	0	0	0	0.0
Team											58	51	109		2		17					
Total.....		35	7075		1004-2092	.480	240-650	.369	546-794	.688	452	910	1362	38.9	713	28	504	386	207	200	2794	79.8
Opponents.....		35	7075		802-2030	.395	195-595	.328	579-826	.701	432	747	1179	33.7	691	-	321	434	107	151	2378	67.9

TEAM STATISTICS		UK	OPP	Date	Opponent	Score	Att.
SCORING		2794	2378	11/13/15	ALBANY	w 78-65	22080
Points per game		79.8	67.9	11/14/15	NJIT	w 87-57	22671
Scoring margin		+11.9	-	1 11/17/15	vs #5/4 Duke	w 74-63	21461
FIELD GOALS-ATT	1004-2092	802-2030		11/20/15	WRIGHT STATE	w 78-63	22563
Field goal pct	.480	.395		11/24/15	BOSTON U.	w 82-62	22623
3 POINT FG-ATT	240-650	195-595		2 11/27/15	vs USF	w 84-63	10023
3-point FG pct	.369	.328		11/30/15	ILLINOIS STATE	w 75-63	21894
3-pt FG made per game	6.9	5.6		12/03/15	at UCLA	L 77-87	12202
FREE THROWS-ATT	546-794	579-826		12/9/15	EKU	w 88-67	22544
Free throw pct	.688	.701		12/12/15	ARIZONA STATE	w 72-58	23665
F-Throws made per game	15.6	16.5		3 12/19/15	vs Ohio State	L 67-74	16311
REBOUNDS	1362	1179		12/26/15	#16/15 LOUISVILLE	w 75-73	24412
Rebounds per game	38.9	33.7		* 01/02/16	OLE MISS	w 83-61	24399
Rebounding margin	+5.2	-		* 01/05/16	at LSU	L 67-85	13573
ASSISTS	504	321		* 1/9/16	at Alabama	w 77-61	15383
Assists per game	14.4	9.2		* 01/12/16	MISSISSIPPI STATE	w 80-74	23897
TURNOVERS	386	434		* 01/16/16	at Auburn	L 70-75	9121
Turnovers per game	11.0	12.4		* 01/21/16	at Arkansas	w 80-66	18588
Turnover margin	+1.4	-		* 01/23/16	VANDERBILT	w 76-57	22975
Assist/turnover ratio	1.3	0.7		* 01/27/16	MISSOURI	w 88-54	23933
STEALS	200	151		4 01/30/16	at #4/3 Kansas	Lot 84-90	16300
Steals per game	5.7	4.3		* 02/02/16	at Tennessee	L 77-84	19295
BLOCKS	207	107		* 02/06/16	FLORIDA	w 80-61	24406
Blocks per game	5.9	3.1		* 02/09/16	GEORGIA	w 82-48	22136
ATTENDANCE	397148	280840		* 2/13/16	at RV/#20 South Carolina	w 89-62	18000
Home games-Avg/Game	17-23362	11-14500		* 02/18/16	TENNESSEE	w 80-70	24274
Neutral site-Avg/Game	-	7-17334		* 02/20/16	at RV/#24 Texas A&M	Lot 77-79	12029
				* 02/23/16	ALABAMA	w 78-53	24262
Score by Periods	1st 2nd OT Totals			* 02/27/16	at Vanderbilt	L 62-74	14326
Kentucky	1339 1427 28 2794			* 3/1/16	at Florida	w 88-79	10684
Opponents	1071 1276 31 2378			* 03/05/16	LSU	w 94-77	24414
				5 03/11/16	vs Alabama	w 85-59	18049
				5 03/12/16	vs Georgia	w 93-80	19108
				5 03/13/16	vs #17/17 Texas A&M	Wot 82-77	19613
				6 03-17-16	vs Stony Brook	w 85-57	16774

\* = Conference game  
1 = Champions Classic - United Center, Chicago  
2 = Hoophall Miami Invitational - American Airlines Arena, Miami  
3 = CBS Sports Classic - Barclays Center, Brooklyn, N.Y.  
4 = Big 12/SEC Challenge  
5 = SEC Tournament - Bridgestone Arena, Nashville, Tenn.  
6 = NCAA Tournament - Wells Fargo Arena, Des Moines, Iowa



2015-16 Kentucky Men's Basketball  
 Kentucky Combined Team Statistics (as of Mar 18, 2016)  
 Conference games



RECORD:	OVERALL	HOME	AWAY	NEUTRAL
ALL GAMES	13-5	9-0	4-5	0-0
CONFERENCE	13-5	9-0	4-5	0-0
NON-CONFERENCE	0-0	0-0	0-0	0-0

##	Player	gp-gs	min	avg	Total		3-Point		F-Throw		Rebounds				pf	dq	a	to	blk	stl	pts	avg
					fg-fga	fg%	3fg-fga	3fg%	ft-fa	ft%	off	def	tot	avg								
23	Jamal Murray	18-18	646	35.9	137-288	.476	67-151	.444	63-78	.808	28	70	98	5.4	35	1	33	31	6	18	404	22.4
03	Ulis, Tyler	18-18	672	37.3	104-237	.439	26-79	.329	96-114	.842	11	49	60	3.3	41	1	152	34	2	26	330	18.3
22	Alex Poythress	13-12	297	22.8	50-81	.617	0-5	.000	30-43	.698	18	50	68	5.2	48	4	4	22	8	4	130	10.0
35	Derek Willis	15-9	342	22.8	48-94	.511	35-70	.500	14-15	.933	17	60	77	5.1	29	0	5	11	12	8	145	9.7
13	Isaiah Briscoe	18-18	593	32.9	64-161	.398	1-18	.056	24-55	.436	29	62	91	5.1	55	1	55	25	1	15	153	8.5
00	Marcus Lee	18-12	390	21.7	47-69	.681	0-0	.000	9-30	.300	42	71	113	6.3	58	5	5	17	28	2	103	5.7
01	Labissiere, Skal	18-2	238	13.2	43-85	.506	0-2	.000	10-20	.500	20	35	55	3.1	51	2	4	14	27	4	96	5.3
15	Isaac Humphries	13-1	131	10.1	10-22	.455	0-0	.000	3-4	.750	13	25	38	2.9	33	2	1	4	11	1	23	1.8
25	Dominique Hawkins	11-0	84	7.6	4-12	.333	3-8	.375	4-4	1.000	3	1	4	0.4	9	0	5	3	2	2	15	1.4
04	Matthews, Charles	18-0	158	8.8	7-20	.350	0-0	.000	5-14	.357	16	14	30	1.7	14	0	4	6	3	5	19	1.1
11	Mychal Mulder	12-0	57	4.8	3-15	.200	2-8	.250	2-2	1.000	6	13	19	1.6	4	0	2	2	0	1	10	0.8
24	EJ Floreal	9-0	12	1.3	0-1	.000	0-0	.000	0-2	.000	0	5	5	0.6	0	0	0	1	0	0	0	0.0
10	Jonny David	6-0	5	0.8	0-1	.000	0-1	.000	0-0	.000	0	0	0	0.0	1	0	0	0	0	0	0	0.0
Team													30	25	55		2		9			
Total.....		18	3625		517-1086	.476	134-342	.392	260-381	.682	233	480	713	39.6	380	16	270	179	100	86	1428	79.3
Opponents.....		18	3625		395-1015	.389	102-302	.338	328-470	.698	206	396	602	33.4	329	-	173	197	59	63	1220	67.8

TEAM STATISTICS	UK	OPP	Date	Opponent	Score	Att.
SCORING	1428	1220	* 01/02/16	OLE MISS	w 83-61	24399
Points per game	79.3	67.8	* 01/05/16	at LSU	L 67-85	13573
Scoring margin	+11.6	-	* 1/9/16	at Alabama	w 77-61	15383
FIELD GOALS-ATT	517-1086	395-1015	* 01/12/16	MISSISSIPPI STATE	w 80-74	23897
Field goal pct	.476	.389	* 01/16/16	at Auburn	L 70-75	9121
3 POINT FG-ATT	134-342	102-302	* 01/21/16	at Arkansas	w 80-66	18588
3-point FG pct	.392	.338	* 01/23/16	VANDERBILT	w 76-57	22975
3-pt FG made per game	7.4	5.7	* 01/27/16	MISSOURI	w 88-54	23933
FREE THROWS-ATT	260-381	328-470	* 02/02/16	at Tennessee	L 77-84	19295
Free throw pct	.682	.698	* 02/06/16	FLORIDA	w 80-61	24406
F-Throws made per game	14.4	18.2	* 02/09/16	GEORGIA	w 82-48	22136
REBOUNDS	713	602	* 2/13/16	at RV/#20 South Carolina	w 89-62	18000
Rebounds per game	39.6	33.4	* 02/18/16	TENNESSEE	w 80-70	24274
Rebounding margin	+6.2	-	* 02/20/16	at RV/#24 Texas A&M	Lot 77-79	12029
ASSISTS	270	173	* 02/23/16	ALABAMA	w 78-53	24262
Assists per game	15.0	9.6	* 02/27/16	at Vanderbilt	L 62-74	14326
TURNOVERS	179	197	* 3/1/16	at Florida	w 88-79	10684
Turnovers per game	9.9	10.9	* 03/05/16	LSU	w 94-77	24414
Turnover margin	+1.0	-				
Assist/turnover ratio	1.5	0.9				
STEALS	86	63				
Steals per game	4.8	3.5				
BLOCKS	100	59				
Blocks per game	5.6	3.3				
ATTENDANCE	214696	130999				
Home games-Avg/Game	9-23855	9-14555				
Neutral site-Avg/Game	-	0-0				

\* = Conference game  
 1 = Champions Classic - United Center, Chicago  
 2 = Hoophall Miami Invitational - American Airlines Arena, Miami  
 3 = CBS Sports Classic - Barclays Center, Brooklyn, N.Y.  
 4 = Big 12/SEC Challenge  
 5 = SEC Tournament - Bridgestone Arena, Nashville, Tenn.

Score by Periods	1st	2nd	OT	Totals
Kentucky	702	717	9	1428
Opponents	524	685	11	1220



2015-16 Kentucky Men's Basketball  
 Kentucky Combined Team Statistics (as of Mar 18, 2016)  
 Last five games



RECORD:	OVERALL	HOME	AWAY	NEUTRAL
ALL GAMES	5-0	1-0	0-0	4-0
CONFERENCE	1-0	1-0	0-0	0-0
NON-CONFERENCE	4-0	0-0	0-0	4-0

##	Player	gp-gs	min	avg	Total		3-Point		F-Throw		Rebounds				pf	dq	a	to	blk	stl	pts	avg
					fg-fga	fg%	3fg-fga	3fg%	ft-fga	ft%	off	def	tot	avg								
23	Jamal Murray	5-5	179	35.8	34-69	.493	17-41	.415	22-26	.846	9	19	28	5.6	10	0	12	9	2	3	107	21.4
03	Ulis, Tyler	5-5	183	36.6	31-70	.443	10-21	.476	24-27	.889	2	9	11	2.2	5	0	36	8	0	6	96	19.2
22	Alex Poythress	5-5	118	23.6	25-36	.694	5-7	.714	9-12	.750	7	15	22	4.4	18	1	1	5	3	5	64	12.8
13	Isaiah Briscoe	5-5	163	32.6	19-43	.442	0-1	.000	9-14	.643	11	22	33	6.6	7	0	18	12	1	6	47	9.4
35	Derek Willis	5-0	96	19.2	12-24	.500	10-21	.476	9-10	.900	4	14	18	3.6	9	0	2	2	8	2	43	8.6
01	Labissiere, Skal	5-5	78	15.6	19-29	.655	0-0	.000	3-5	.600	3	16	19	3.8	12	0	4	2	14	1	41	8.2
00	Marcus Lee	5-0	99	19.8	11-14	.786	0-0	.000	3-7	.429	7	13	20	4.0	15	0	2	4	3	2	25	5.0
25	Dominique Hawkins	5-0	55	11.0	5-12	.417	1-6	.167	0-0	.000	4	4	8	1.6	5	0	4	1	0	1	11	2.2
04	Matthews, Charles	5-0	31	6.2	1-2	.500	0-0	.000	1-3	.333	4	2	6	1.2	1	0	0	1	2	2	3	0.6
15	Isaac Humphries	5-0	12	2.4	1-6	.167	0-0	.000	0-0	.000	1	2	3	0.6	2	0	0	0	0	1	2	0.4
11	Mychal Mulder	4-0	7	1.8	0-1	.000	0-1	.000	0-0	.000	0	1	1	0.3	1	0	2	0	0	0	0	0.0
10	Jonny David	1-0	1	1.0	0-0	.000	0-0	.000	0-0	.000	0	0	0	0.0	0	0	0	0	0	0	0	0.0
24	EJ Floreal	3-0	3	1.0	0-0	.000	0-0	.000	0-0	.000	0	0	0	0.0	0	0	0	0	0	0	0	0.0
Team											11	6	17				2					
Total.....		5	1025		158-306	.516	43-98	.439	80-104	.769	63	123	186	37.2	85	1	81	46	33	29	439	87.8
Opponents.....		5	1025		123-309	.398	31-101	.307	73-101	.723	77	95	172	34.4	89	-	42	64	19	24	350	70.0

TEAM STATISTICS	UK	OPP	Date	Opponent	Score	Att.
SCORING	439	350	* 03/05/16	LSU	w 94-77	24414
Points per game	87.8	70.0	5 03/11/16	vs Alabama	w 85-59	18049
Scoring margin	+17.8	-	5 03/12/16	vs Georgia	w 93-80	19108
FIELD GOALS-ATT	158-306	123-309	5 03/13/16	vs #17/17 Texas A&M	Wot 82-77	19613
Field goal pct	.516	.398	03-17-16	vs Stony Brook	w 85-57	16774
3 POINT FG-ATT	43-98	31-101				
3-point FG pct	.439	.307				
3-pt FG made per game	8.6	6.2				
FREE THROWS-ATT	80-104	73-101				
Free throw pct	.769	.723				
F-Throws made per game	16.0	14.6				
REBOUNDS	186	172				
Rebounds per game	37.2	34.4				
Rebounding margin	+2.8	-				
ASSISTS	81	42				
Assists per game	16.2	8.4				
TURNOVERS	46	64				
Turnovers per game	9.2	12.8				
Turnover margin	+3.6	-				
Assist/turnover ratio	1.8	0.7				
STEALS	29	24				
Steals per game	5.8	4.8				
BLOCKS	33	19				
Blocks per game	6.6	3.8				
ATTENDANCE	24414	73544				
Home games-Avg/Game	1-24414	0-0				
Neutral site-Avg/Game	-	4-18386				

- \* = Conference game
- 1 = Champions Classic - United Center, Chicago
- 2 = Hoophall Miami Invitational - American Airlines Arena, Miami
- 3 = CBS Sports Classic - Barclays Center, Brooklyn, N.Y.
- 4 = Big 12/SEC Challenge
- 5 = SEC Tournament - Bridgestone Arena, Nashville, Tenn.

Score by Periods	1st	2nd	OT	Totals
Kentucky	189	239	11	439
Opponents	165	179	6	350





2015-16 Kentucky Men's Basketball  
 Kentucky Season Box Score (as of Mar 18, 2016)  
 All games



RECORD:	OVERALL	HOME	AWAY	NEUTRAL
ALL GAMES	27-8	17-0	4-7	6-1
CONFERENCE	13-5	9-0	4-5	0-0
NON-CONFERENCE	14-3	8-0	0-2	6-1

##	Player	gp-gs	min	avg	Total			3-Point			F-Throw		Rebounds					pts	avg			
					fg-fga	fg%	3fg-fga	3fg%	ft-fta	ft%	off	def	tot	avg	pf	dq	a			to	blk	stl
23	Jamal Murray	35-35	1229	35.1	237-520	.456	112-268	.418	118-150	.787	51	128	179	5.1	71	1	75	81	11	34	704	20.1
03	Tyler Ulis	34-34	1249	36.7	182-422	.431	52-154	.338	163-190	.858	19	86	105	3.1	59	1	243	65	4	49	579	17.0
22	Alex Poythress	30-22	711	23.7	118-193	.611	7-23	.304	68-98	.694	52	129	181	6.0	108	7	10	35	22	18	311	10.4
13	Isaiah Briscoe	33-32	1065	32.3	130-298	.436	5-37	.135	54-121	.446	48	130	178	5.4	92	2	106	63	5	34	319	9.7
35	Derek Willis	31-11	581	18.7	81-166	.488	53-119	.445	32-35	.914	30	93	123	4.0	54	2	12	21	24	20	247	8.0
01	Skal Labissiere	35-17	552	15.8	96-184	.522	0-2	.000	41-62	.661	35	73	108	3.1	105	5	11	32	59	9	233	6.7
00	Marcus Lee	35-20	757	21.6	100-147	.680	0-0	.000	25-62	.403	86	126	212	6.1	107	8	11	33	57	12	225	6.4
25	Dominique Hawkins	26-0	235	9.0	17-46	.370	8-29	.276	16-21	.762	11	8	19	0.7	29	0	13	6	3	6	58	2.2
15	Isaac Humphries	23-1	210	9.1	16-41	.390	0-0	.000	11-15	.733	20	36	56	2.4	46	2	2	10	16	2	43	1.9
04	Charles Matthews	35-3	369	10.5	23-52	.442	1-4	.250	14-34	.412	32	27	59	1.7	33	0	13	19	6	15	61	1.7
11	Mychal Mulder	24-0	90	3.8	4-20	.200	2-12	.167	2-2	1.000	9	18	27	1.1	6	0	8	2	0	1	12	0.5
10	Jonny David	11-0	11	1.0	0-2	.000	0-2	.000	2-2	1.000	0	0	0	0.0	1	0	0	1	0	0	2	0.2
24	EJ Floreal	13-0	16	1.2	0-1	.000	0-0	.000	0-2	.000	1	5	6	0.5	0	0	0	1	0	0	0	0.0
Team											58	51	109		2		17					
Total.....		35	7075		1004-2092	.480	240-650	.369	546-794	.688	452	910	1362	38.9	713	28	504	386	207	200	2794	79.8
Opponents.....		35	7075		802-2030	.395	195-595	.328	579-826	.701	432	747	1179	33.7	691	-	321	434	107	151	2378	67.9

Score by Periods	1st	2nd	OT	Totals
Kentucky	1339	1427	28	2794
Opponents	1071	1276	31	2378



2015-16 Kentucky Men's Basketball  
Kentucky Overall Team Statistics (as of Mar 18, 2016)  
All games



TEAM STATISTICS	UK	OPP
SCORING	2794	2378
Points per game	79.8	67.9
Scoring margin	+11.9	-
FIELD GOALS-ATT	1004-2092	802-2030
Field goal pct	.480	.395
3 POINT FG-ATT	240-650	195-595
3-point FG pct	.369	.328
3-pt FG made per game	6.9	5.6
FREE THROWS-ATT	546-794	579-826
Free throw pct	.688	.701
F-Throws made per game	15.6	16.5
REBOUNDS	1362	1179
Rebounds per game	38.9	33.7
Rebounding margin	+5.2	-
ASSISTS	504	321
Assists per game	14.4	9.2
TURNOVERS	386	434
Turnovers per game	11.0	12.4
Turnover margin	+1.4	-
Assist/turnover ratio	1.3	0.7
STEALS	200	151
Steals per game	5.7	4.3
BLOCKS	207	107
Blocks per game	5.9	3.1
WINNING STREAK	6	-
Home win streak	34	-
ATTENDANCE	397148	280840
Home games-Avg/Game	17-23362	11-14500
Neutral site-Avg/Game	-	7-17334

Score by Periods	1st	2nd	OT	Totals
Kentucky	1339	1427	28	2794
Opponents	1071	1276	31	2378



2015-16 Kentucky Men's Basketball  
 Kentucky Category Leaders (as of Mar 18, 2016)  
 All games



Points	G	Pts	Pts/G
Jamal Murray	35	704	20.1
Tyler Ulis	34	579	17.0
Isaiah Briscoe	33	319	9.7
Alex Poythress	30	311	10.4
Derek Willis	31	247	8.0
Skal Labissiere	35	233	6.7
Marcus Lee	35	225	6.4
Charles Matthews	35	61	1.7
Dominique Hawkins	26	58	2.2
Isaac Humphries	23	43	1.9
Mychal Mulder	24	12	0.5
Jonny David	11	2	0.2

Scoring Average	G	Pts	Avg/G
Jamal Murray	35	704	20.1
Tyler Ulis	34	579	17.0
Alex Poythress	30	311	10.4
Isaiah Briscoe	33	319	9.7
Derek Willis	31	247	8.0
Skal Labissiere	35	233	6.7
Marcus Lee	35	225	6.4
Dominique Hawkins	26	58	2.2
Isaac Humphries	23	43	1.9
Charles Matthews	35	61	1.7
Mychal Mulder	24	12	0.5
Jonny David	11	2	0.2

FG Percentage	FG	Att	Pct
Marcus Lee	100	147	.680
Alex Poythress	118	193	.611
Skal Labissiere	96	184	.522
Derek Willis	81	166	.488
Jamal Murray	237	520	.456
Charles Matthews	23	52	.442
Isaiah Briscoe	130	298	.436
Tyler Ulis	182	422	.431
Isaac Humphries	16	41	.390
Dominique Hawkins	17	46	.370
Mychal Mulder	4	20	.200
Jonny David	0	2	.000
EJ Floreal	0	1	.000

Field Goal Attempts	G	Att	Att/G
Jamal Murray	35	520	14.9
Tyler Ulis	34	422	12.4
Isaiah Briscoe	33	298	9.0
Alex Poythress	30	193	6.4
Skal Labissiere	35	184	5.3

Field Goals Made	G	Made	Made/G
Jamal Murray	35	237	6.8
Tyler Ulis	34	182	5.4
Isaiah Briscoe	33	130	3.9
Alex Poythress	30	118	3.9
Marcus Lee	35	100	2.9

3-Point Percentage	3FG	Att	Pct
Derek Willis	53	119	.445
Jamal Murray	112	268	.418
Tyler Ulis	52	154	.338
Alex Poythress	7	23	.304
Dominique Hawkins	8	29	.276
Charles Matthews	1	4	.250
Mychal Mulder	2	12	.167
Isaiah Briscoe	5	37	.135
Jonny David	0	2	.000
Skal Labissiere	0	2	.000

3-Point FG Attempts	G	Att	Att/G
Jamal Murray	35	268	7.7
Tyler Ulis	34	154	4.5
Derek Willis	31	119	3.8
Isaiah Briscoe	33	37	1.1
Dominique Hawkins	26	29	1.1

3-Point FG Made	G	Made	Made/G
Jamal Murray	35	112	3.2
Derek Willis	31	53	1.7
Tyler Ulis	34	52	1.5
Dominique Hawkins	26	8	0.3
Alex Poythress	30	7	0.2

Free Throw Percent	FG	Att	Pct
Jonny David	2	2	1.000
Mychal Mulder	2	2	1.000
Derek Willis	32	35	.914
Tyler Ulis	163	190	.858
Jamal Murray	118	150	.787
Dominique Hawkins	16	21	.762
Isaac Humphries	11	15	.733
Alex Poythress	68	98	.694
Skal Labissiere	41	62	.661
Isaiah Briscoe	54	121	.446
Charles Matthews	14	34	.412
Marcus Lee	25	62	.403

Free Throw Attempts	G	Att	Att/G
Tyler Ulis	34	190	5.6
Jamal Murray	35	150	4.3
Isaiah Briscoe	33	121	3.7
Alex Poythress	30	98	3.3
Skal Labissiere	35	62	1.8
Marcus Lee	35	62	1.8

Free Throws Made	G	Made	Made/G
Tyler Ulis	34	163	4.8
Jamal Murray	35	118	3.4
Alex Poythress	30	68	2.3
Isaiah Briscoe	33	54	1.6
Skal Labissiere	35	41	1.2



2015-16 Kentucky Men's Basketball  
 Kentucky Category Leaders (as of Mar 18, 2016)  
 All games



Rebounds	G	Reb	Reb/G
Marcus Lee	35	212	6.1
Alex Poythress	30	181	6.0
Jamal Murray	35	179	5.1
Isaiah Briscoe	33	178	5.4
Derek Willis	31	123	4.0

Assists	G	No.	Ast/G
Tyler Ulis	34	243	7.1
Isaiah Briscoe	33	106	3.2
Jamal Murray	35	75	2.1
Charles Matthews	35	13	0.4
Dominique Hawkins	26	13	0.5

Rebound Average	G	Reb	Avg/G
Marcus Lee	35	212	6.1
Alex Poythress	30	181	6.0
Isaiah Briscoe	33	178	5.4
Jamal Murray	35	179	5.1
Derek Willis	31	123	4.0

Steals	G	No.	Stl/G
Tyler Ulis	34	49	1.4
Isaiah Briscoe	33	34	1.0
Jamal Murray	35	34	1.0
Derek Willis	31	20	0.6
Alex Poythress	30	18	0.6

Offensive Rebounds	G	No.	Avg/G
Marcus Lee	35	86	2.5
Alex Poythress	30	52	1.7
Jamal Murray	35	51	1.5
Isaiah Briscoe	33	48	1.5
Skal Labissiere	35	35	1.0

Blocked Shots	G	No.	Blk/G
Skal Labissiere	35	59	1.7
Marcus Lee	35	57	1.6
Derek Willis	31	24	0.8
Alex Poythress	30	22	0.7
Isaac Humphries	23	16	0.7

Defensive Rebounds	G	No.	Avg/G
Isaiah Briscoe	33	130	3.9
Alex Poythress	30	129	4.3
Jamal Murray	35	128	3.7
Marcus Lee	35	126	3.6
Derek Willis	31	93	3.0

Minutes	G	No.	Min/G
Tyler Ulis	34	1249	36.7
Jamal Murray	35	1229	35.1
Isaiah Briscoe	33	1065	32.3
Marcus Lee	35	757	21.6
Alex Poythress	30	711	23.7

Fouls	G	No.	Per/G
Alex Poythress	30	108	3.6
Marcus Lee	35	107	3.1
Skal Labissiere	35	105	3.0
Isaiah Briscoe	33	92	2.8
Jamal Murray	35	71	2.0

Turnovers	G	No.	TO/G
Jamal Murray	35	81	2.3
Tyler Ulis	34	65	1.9
Isaiah Briscoe	33	63	1.9
Alex Poythress	30	35	1.2
Marcus Lee	35	33	0.9

Foulouts	G	No.
Marcus Lee	35	8
Alex Poythress	30	7
Skal Labissiere	35	5
Derek Willis	31	2
Isaiah Briscoe	33	2
Isaac Humphries	23	2



2015-16 Kentucky Men's Basketball  
 Kentucky Overall/Conference Statistics (as of Mar 18, 2016)  
 All games



SUMMARY	Overall Statistics										Conference Statistics									
	gp-gs	min/g	fg%	3fg%	ft%	r/g	a/g	stl	blk	pts/g	gp-gs	min/g	fg%	3fg%	ft%	r/g	a/g	stl	blk	pts/g
Jamal Murray	35-35	35.1	.456	.418	.787	5.1	2.1	34	11	20.1	18-18	35.9	.476	.444	.808	5.4	1.8	18	6	22.4
Tyler Ulis	34-34	36.7	.431	.338	.858	3.1	7.1	49	4	17.0	18-18	37.3	.439	.329	.842	3.3	8.4	26	2	18.3
Alex Poythress	30-22	23.7	.611	.304	.694	6.0	0.3	18	22	10.4	13-12	22.8	.617	.000	.698	5.2	0.3	4	8	10.0
Isaiah Briscoe	33-32	32.3	.436	.135	.446	5.4	3.2	34	5	9.7	18-18	32.9	.398	.056	.436	5.1	3.1	15	1	8.5
Derek Willis	31-11	18.7	.488	.445	.914	4.0	0.4	20	24	8.0	15-9	22.8	.511	.500	.933	5.1	0.3	8	12	9.7
Skal Labissiere	35-17	15.8	.522	.000	.661	3.1	0.3	9	59	6.7	18-2	13.2	.506	.000	.500	3.1	0.2	4	27	5.3
Marcus Lee	35-20	21.6	.680	.000	.403	6.1	0.3	12	57	6.4	18-12	21.7	.681	.000	.300	6.3	0.3	2	28	5.7
Dominique Hawkins	26-0	9.0	.370	.276	.762	0.7	0.5	6	3	2.2	11-0	7.6	.333	.375	1.000	0.4	0.5	2	2	1.4
Isaac Humphries	23-1	9.1	.390	.000	.733	2.4	0.1	2	16	1.9	13-1	10.1	.455	.000	.750	2.9	0.1	1	11	1.8
Charles Matthews	35-3	10.5	.442	.250	.412	1.7	0.4	15	6	1.7	18-0	8.8	.350	.000	.357	1.7	0.2	5	3	1.1
Mychal Mulder	24-0	3.8	.200	.167	1.000	1.1	0.3	1	0	0.5	12-0	4.8	.200	.250	1.000	1.6	0.2	1	0	0.8
Jonny David	11-0	1.0	.000	.000	1.000	0.0	0.0	0	0	0.2	6-0	0.8	.000	.000	.000	0.0	0.0	0	0	0.0
EJ Floreal	13-0	1.2	.000	.000	.000	0.5	0.0	0	0	0.0	9-0	1.3	.000	.000	.000	0.6	0.0	0	0	0.0
Totals	35		.480	.369	.688	38.9	14.4	200	207	79.8	18		.476	.392	.682	39.6	15.0	86	100	79.3
Opponent	35		.395	.328	.701	33.7	9.2	151	107	67.9	18		.389	.338	.698	33.4	9.6	63	59	67.8

SCORING	Overall Statistics								Conference Statistics							
	fg-fga	fg%	3fg-fga	3fg%	ft-fta	ft%	pts	pts/g	fg-fga	fg%	3fg-fga	3fg%	ft-fta	ft%	pts	pts/g
Jamal Murray	237-520	.456	112-268	.418	118-150	.787	704	20.1	137-288	.476	67-151	.444	63-78	.808	404	22.4
Tyler Ulis	182-422	.431	52-154	.338	163-190	.858	579	17.0	104-237	.439	26-79	.329	96-114	.842	330	18.3
Alex Poythress	118-193	.611	7-23	.304	68-98	.694	311	10.4	50-81	.617	0-5	.000	30-43	.698	130	10.0
Isaiah Briscoe	130-298	.436	5-37	.135	54-121	.446	319	9.7	64-161	.398	1-18	.056	24-55	.436	153	8.5
Derek Willis	81-166	.488	53-119	.445	32-35	.914	247	8.0	48-94	.511	35-70	.500	14-15	.933	145	9.7
Skal Labissiere	96-184	.522	0-2	.000	41-62	.661	233	6.7	43-85	.506	0-2	.000	10-20	.500	96	5.3
Marcus Lee	100-147	.680	0-0	.000	25-62	.403	225	6.4	47-69	.681	0-0	.000	9-30	.300	103	5.7
Dominique Hawkins	17-46	.370	8-29	.276	16-21	.762	58	2.2	4-12	.333	3-8	.375	4-4	1.000	15	1.4
Isaac Humphries	16-41	.390	0-0	.000	11-15	.733	43	1.9	10-22	.455	0-0	.000	3-4	.750	23	1.8
Charles Matthews	23-52	.442	1-4	.250	14-34	.412	61	1.7	7-20	.350	0-0	.000	5-14	.357	19	1.1
Mychal Mulder	4-20	.200	2-12	.167	2-2	1.000	12	0.5	3-15	.200	2-8	.250	2-2	1.000	10	0.8
Jonny David	0-2	.000	0-2	.000	2-2	1.000	2	0.2	0-1	.000	0-1	.000	0-0	.000	0	0.0
EJ Floreal	0-1	.000	0-0	.000	0-2	.000	0	0.0	0-1	.000	0-0	.000	0-2	.000	0	0.0
Totals	1004-2092	.480	240-650	.369	546-794	.688	2794	79.8	517-1086	.476	134-342	.392	260-381	.682	1428	79.3
Opponent	802-2030	.395	195-595	.328	579-826	.701	2378	67.9	395-1015	.389	102-302	.338	328-470	.698	1220	67.8

TOTALS	Overall Statistics										Conference Statistics									
	o-reb	d-reb	total	pf	fo	a	to	a/to	hi	pts	o-reb	d-reb	total	pf	fo	a	to	a/to	hi	pts
Jamal Murray	51	128	179	71	1	75	81	0.9	35	28	70	98	35	1	33	31	1.1	35	35	
Tyler Ulis	19	86	105	59	1	243	65	3.7	30	11	49	60	41	1	152	34	4.5	27	27	
Alex Poythress	52	129	181	108	7	10	35	0.3	25	18	50	68	48	4	4	22	0.2	25	25	
Isaiah Briscoe	48	130	178	92	2	106	63	1.7	20	29	62	91	55	1	55	25	2.2	15	15	
Derek Willis	30	93	123	54	2	12	21	0.6	25	17	60	77	29	0	5	11	0.5	25	25	
Skal Labissiere	35	73	108	105	5	11	32	0.3	26	20	35	55	51	2	4	14	0.3	18	18	
Marcus Lee	86	126	212	107	8	11	33	0.3	14	42	71	113	58	5	5	17	0.3	13	13	
Dominique Hawkins	11	8	19	29	0	13	6	2.2	13	3	1	4	9	0	5	3	1.7	9	9	
Isaac Humphries	20	36	56	46	2	2	10	0.2	6	13	25	38	33	2	1	4	0.3	6	6	
Charles Matthews	32	27	59	33	0	13	19	0.7	11	16	14	30	14	0	4	6	0.7	7	7	
Mychal Mulder	9	18	27	6	0	8	2	4.0	5	6	13	19	4	0	2	2	1.0	5	5	
Jonny David	0	0	0	1	0	0	1	0.0	2	0	0	0	1	0	0	0	0.0	0	0	
EJ Floreal	1	5	6	0	0	0	1	0.0	0	0	5	5	0	0	0	1	0.0	0	0	
Totals	452	910	1362	713	28	504	386	1.3	94	233	480	713	380	16	270	179	1.5	94	94	
Opponent	432	747	1179	691	-	321	434	0.7	90	206	396	602	329	-	173	197	0.9	85	85	



2015-16 Kentucky Men's Basketball  
 Kentucky Team Game-by-Game (as of Mar 18, 2016)  
 All games



TEAM STATISTICS

Opponent	Date	Score	W	Total		3-Pointers		Free throws		Rebounds				pf	a	t/o	blk	stl	pts	avg
				fg-fga	pct	3fg-fga	pct	ft-fa	pct	off	def	tot	avg							
ALBANY	11/13/15	78-65	W	28-50	.560	6-17	.353	16-24	.667	12	22	34	34.0	21	16	20	8	6	78	78.0
NJIT	11/14/15	87-57	W	32-69	.464	5-21	.238	18-24	.750	22	32	54	44.0	18	14	14	9	6	87	82.5
vs #5/4 Duke	11/17/15	74-63	W	30-67	.448	3-10	.300	11-18	.611	17	22	39	42.3	21	15	9	7	9	74	79.7
WRIGHT STATE	11/20/15	78-63	W	25-47	.532	2-10	.200	26-37	.703	7	30	37	41.0	17	9	12	1	5	78	79.2
BOSTON U.	11/24/15	82-62	W	33-64	.516	3-15	.200	13-26	.500	18	27	45	41.8	18	15	12	5	12	82	79.8
vs USF	11/27/15	84-63	W	31-62	.500	6-13	.462	16-19	.842	12	25	37	41.0	17	16	8	5	9	84	80.5
ILLINOIS STATE	11/30/15	75-63	W	22-51	.431	2-12	.167	29-46	.630	12	27	39	40.7	19	8	15	9	6	75	79.7
at UCLA	12/03/15	77-87	L	25-66	.379	8-25	.320	19-25	.760	16	21	37	40.2	27	12	8	2	6	77	79.4
EKU	12/9/15	88-67	W	35-64	.547	4-19	.211	14-20	.700	18	32	50	41.3	17	18	17	9	3	88	80.3
ARIZONA STATE	12/12/15	72-58	W	24-55	.436	6-21	.286	18-26	.692	11	25	36	40.8	20	15	14	8	6	72	79.5
vs Ohio State	12/19/15	67-74	L	25-63	.397	9-19	.474	8-14	.571	13	27	40	40.7	17	14	12	5	6	67	78.4
#16/15 LOUISVILLE	12/26/15	75-73	W	24-52	.462	11-23	.478	16-25	.640	10	19	29	39.8	19	12	15	6	4	75	78.1
OLE MISS	01/02/16	83-61	W	33-66	.500	7-25	.280	10-20	.500	20	21	41	39.8	25	18	12	2	13	83	78.5
at LSU	01/05/16	67-85	L	24-58	.414	7-20	.350	12-23	.522	11	21	32	39.3	25	8	14	1	3	67	77.6
at Alabama	1/9/16	77-61	W	28-51	.549	2-9	.222	19-30	.633	14	29	43	39.5	23	12	11	5	2	77	77.6
MISSISSIPPI STATE	01/12/16	80-74	W	28-55	.509	9-23	.391	15-20	.750	11	22	33	39.1	21	16	17	4	7	80	77.8
at Auburn	01/16/16	70-75	L	25-72	.347	6-18	.333	14-18	.778	18	30	48	39.6	25	15	11	7	7	70	77.3
at Arkansas	01/21/16	80-66	W	26-62	.419	5-16	.313	23-30	.767	16	27	43	39.8	25	9	6	9	5	80	77.4
VANDERBILT	01/23/16	76-57	W	33-60	.550	6-19	.316	4-6	.667	6	26	32	39.4	19	12	7	3	6	76	77.4
MISSOURI	01/27/16	88-54	W	34-65	.523	9-20	.450	11-14	.786	15	32	47	39.8	12	18	11	11	6	88	77.9
at #4/3 Kansas	01/30/16	84-90	Lot	33-62	.532	5-23	.217	13-22	.591	6	25	31	39.4	33	15	16	6	10	84	78.2
at Tennessee	02/02/16	77-84	L	26-62	.419	7-22	.318	18-23	.783	16	20	36	39.2	26	15	11	4	2	77	78.1
FLORIDA	02/06/16	80-61	W	30-58	.517	12-20	.600	8-14	.571	11	26	37	39.1	18	19	10	5	2	80	78.2
GEORGIA	02/09/16	82-48	W	29-56	.518	10-21	.476	14-22	.636	10	24	34	38.9	20	13	7	7	8	82	78.4
at RV/#20 South Carolina	2/13/16	89-62	W	31-64	.484	11-25	.440	16-21	.762	14	24	38	38.9	21	17	12	5	6	89	78.8
TENNESSEE	02/18/16	80-70	W	26-62	.419	11-24	.458	17-23	.739	14	31	45	39.1	19	13	8	4	2	80	78.8
at RV/#24 Texas A&M	02/20/16	77-79	Lot	27-54	.500	10-20	.500	13-17	.765	6	30	36	39.0	21	15	9	7	3	77	78.8
ALABAMA	02/23/16	78-53	W	27-59	.458	2-10	.200	22-28	.786	15	26	41	39.1	15	15	4	5	6	78	78.8
at Vanderbilt	02/27/16	62-74	L	23-55	.418	6-22	.273	10-23	.435	9	28	37	39.0	22	10	5	7	2	62	78.2
at Florida	3/1/16	88-79	W	29-55	.527	7-10	.700	23-32	.719	9	36	45	39.2	27	19	13	8	3	88	78.5
LSU	03/05/16	94-77	W	38-72	.528	7-18	.389	11-17	.647	18	27	45	39.4	16	26	11	6	3	94	79.0
vs Alabama	03/11/16	85-59	W	30-55	.545	13-22	.591	12-16	.750	11	20	31	39.1	16	18	7	1	2	85	79.2
vs Georgia	03/12/16	93-80	W	29-58	.500	9-21	.429	26-30	.867	13	18	31	38.9	18	10	5	5	6	93	79.6
vs #17/17 Texas A&M	03/13/16	82-77	Wot	28-58	.483	10-24	.417	16-24	.667	11	24	35	38.8	18	13	13	6	9	82	79.7
vs Stony Brook	03-17-16	85-57	W	33-63	.524	4-13	.308	15-17	.882	10	34	44	38.9	17	14	10	15	9	85	79.8
Kentucky		2794		1004-2092	.480	240-650	.369	546-794	.688	452	910	1362	38.9	713	504	386	207	200	2794	79.8
Opponents		2378		802-2030	.395	195-595	.328	579-826	.701	432	747	1179	33.7	691	321	434	107	151	2378	67.9

Games played: 35  
 Points/game: 79.8  
 FG Pct: 48.0  
 3FG Pct: 36.9  
 FT Pct: 68.8

Rebounds/game: 38.9  
 Assists/game: 14.4  
 Turnovers/game: 11.0  
 Assist/turnover ratio: 1.3  
 Steals/game: 5.7  
 Blocks/game: 5.9



2015-16 Kentucky Men's Basketball  
 Kentucky Opponent Game-by-Game (as of Mar 18, 2016)  
 All games



OPPONENT STATISTICS

Opponent	Date	Score	W	Total		3-Pointers		Free throws		Rebounds				pf	a	t/o	blk	stl	pts	avg
				fg-fga	pct	3fg-fga	pct	ft-fta	pct	off	def	tot	avg							
ALBANY	11/13/15	78-65	W	25-58	.431	1-14	.071	14-22	.636	13	15	28	28.0	26	4	15	0	9	65	65.0
NJIT	11/14/15	87-57	W	17-55	.309	5-19	.263	18-22	.818	7	16	23	25.5	22	8	14	2	6	57	61.0
vs #5/4 Duke	11/17/15	74-63	W	22-54	.407	5-13	.385	14-23	.609	15	24	39	30.0	20	9	16	8	3	63	61.7
WRIGHT STATE	11/20/15	78-63	W	21-58	.362	6-14	.429	15-17	.882	8	19	27	29.3	33	8	12	1	5	63	62.0
BOSTON U.	11/24/15	82-62	W	20-54	.370	8-24	.333	14-18	.778	8	19	27	28.8	22	9	17	2	6	62	62.0
vs USF	11/27/15	84-63	W	26-56	.464	2-10	.200	9-15	.600	10	21	31	29.2	17	5	14	4	2	63	62.2
ILLINOIS STATE	11/30/15	75-63	W	25-70	.357	5-20	.250	8-10	.800	14	23	37	30.3	32	8	16	2	5	63	62.3
at UCLA	12/03/15	77-87	L	28-53	.528	5-11	.455	26-34	.765	10	28	38	31.3	18	16	10	3	5	87	65.4
EKU	12/9/15	88-67	W	26-65	.400	5-18	.278	10-14	.714	11	14	25	30.6	19	11	13	1	7	67	65.6
ARIZONA STATE	12/12/15	72-58	W	23-62	.371	4-20	.200	8-15	.533	15	21	36	31.1	24	6	17	0	5	58	64.8
vs Ohio State	12/19/15	67-74	L	26-64	.406	9-18	.500	13-17	.765	13	29	42	32.1	16	10	11	7	9	74	65.6
#16/15 LOUISVILLE	12/26/15	75-73	W	27-63	.429	4-14	.286	15-22	.682	21	18	39	32.7	21	8	15	1	5	73	66.2
OLE MISS	01/02/16	83-61	W	20-50	.400	3-14	.214	18-26	.692	10	17	27	32.2	19	7	16	3	6	61	65.8
at LSU	01/05/16	67-85	L	30-61	.492	6-14	.429	19-30	.633	16	30	46	33.2	17	17	9	4	8	85	67.2
at Alabama	1/9/16	77-61	W	18-52	.346	7-24	.292	18-27	.667	8	17	25	32.7	24	5	7	7	3	61	66.8
MISSISSIPPI STATE	01/12/16	80-74	W	27-51	.529	6-13	.462	14-16	.875	3	17	20	31.9	20	8	19	0	5	74	67.2
at Auburn	01/16/16	70-75	L	21-55	.382	12-26	.462	21-31	.677	7	31	38	32.2	13	9	13	7	2	75	67.7
at Arkansas	01/21/16	80-66	W	22-55	.400	2-12	.167	20-31	.645	12	22	34	32.3	23	12	9	5	3	66	67.6
VANDERBILT	01/23/16	76-57	W	16-50	.320	5-15	.333	20-25	.800	10	22	32	32.3	10	8	12	3	3	57	67.1
MISSOURI	01/27/16	88-54	W	18-57	.316	4-14	.286	14-19	.737	9	19	28	32.1	15	7	15	2	4	54	66.4
at #4/3 Kansas	01/30/16	84-90	Lot	26-56	.464	8-17	.471	30-47	.638	14	28	42	32.6	20	13	15	1	5	90	67.5
at Tennessee	02/02/16	77-84	L	23-56	.411	8-19	.421	30-34	.882	14	23	37	32.8	19	12	8	3	3	84	68.3
FLORIDA	02/06/16	80-61	W	21-53	.396	6-19	.316	13-20	.650	9	19	28	32.6	17	10	10	1	4	61	68.0
GEORGIA	02/09/16	82-48	W	11-50	.220	3-11	.273	23-27	.852	16	20	36	32.7	20	5	15	0	0	48	67.1
at RV/#20 South Carolina	2/13/16	89-62	W	18-55	.327	4-14	.286	22-31	.710	16	23	39	33.0	20	7	16	8	3	62	66.9
TENNESSEE	02/18/16	80-70	W	22-58	.379	5-14	.357	21-30	.700	13	26	39	33.2	17	7	7	3	1	70	67.0
at RV/#24 Texas A&M	02/20/16	77-79	Lot	28-72	.389	9-24	.375	14-24	.583	20	21	41	33.5	15	18	7	1	5	79	67.5
ALABAMA	02/23/16	78-53	W	17-48	.354	6-15	.400	13-18	.722	6	23	29	33.3	23	6	12	4	0	53	67.0
at Vanderbilt	02/27/16	62-74	L	26-62	.419	6-16	.375	16-23	.696	11	28	39	33.5	16	11	5	3	1	74	67.2
at Florida	3/1/16	88-79	W	29-68	.426	5-18	.278	16-37	.432	16	19	35	33.6	24	15	5	2	4	79	67.6
LSU	03/05/16	94-77	W	28-62	.452	5-20	.250	16-21	.762	10	19	29	33.4	17	9	12	3	8	77	67.9
vs Alabama	03/11/16	85-59	W	19-48	.396	9-26	.346	12-19	.632	12	15	27	33.2	14	4	13	4	2	59	67.6
vs Georgia	03/12/16	93-80	W	28-57	.491	8-19	.421	16-21	.762	13	16	29	33.1	24	8	12	5	3	80	68.0
vs #17/17 Texas A&M	03/13/16	82-77	Wot	28-66	.424	6-23	.261	15-22	.682	17	24	41	33.3	20	11	13	4	5	77	68.3
vs Stony Brook	03-17-16	85-57	W	20-76	.263	3-13	.231	14-18	.778	25	21	46	33.7	14	10	14	3	6	57	67.9
Opponents		2378		802-2030	.395	195-595	.328	579-826	.701	432	747	1179	33.7	691	321	434	107	151	2378	67.9
Kentucky		2794		1004-2092	.480	240-650	.369	546-794	.688	452	910	1362	38.9	713	504	386	207	200	2794	79.8

Games played: 35  
 Points/game: 67.9  
 FG Pct: 39.5  
 3FG Pct: 32.8  
 FT Pct: 70.1

Rebounds/game: 33.7  
 Assists/game: 9.2  
 Turnovers/game: 12.4  
 Assist/turnover ratio: 0.7  
 Steals/game: 4.3  
 Blocks/game: 3.1



2015-16 Kentucky Men's Basketball  
Kentucky Points-Rebounds-Assists (as of Mar 18, 2016)  
All games



Opponent	Date	Score								
			00	01	03	04	10	11	13	
			LEE,MARCUS	LABISSIERE	ULIS,TYLER	MATTHEWS,C	DAVID,JOHN	MULDER,MYC	BRISCOE,IS	
ALBANY	11/13/15	78-65	w	12-8-3	9-5-0	12-4-2	4-2-0	DNP	2-0-0	DNP
NJIT	11/14/15	87-57	w	10-8-0	26-5-0	5-5-5	1-0-2	0-0-0	0-2-1	11-12-2
vs #5/4 Duke	11/17/15	74-63	w	10-10-1	7-4-1	18-4-6	0-0-0	DNP	DNP	12-3-1
WRIGHT STATE	11/20/15	78-63	w	0-7-0	13-3-0	21-2-5	4-1-0	DNP	0-2-1	15-3-2
BOSTON U.	11/24/15	82-62	w	9-2-0	16-7-0	15-6-6	3-7-2	0-0-0	0-0-0	11-7-5
vs USF	11/27/15	84-63	w	4-6-0	17-4-2	8-2-2	11-2-1	2-0-0	0-0-0	6-6-7
ILLINOIS STATE	11/30/15	75-63	w	13-12-0	2-2-0	DNP	5-3-2	DNP	0-0-0	18-7-3
at UCLA	12/03/15	77-87	L	2-2-0	6-1-0	9-2-9	2-3-1	DNP	DNP	20-2-1
EKU	12/9/15	88-67	w	11-8-0	10-4-2	9-4-8	7-2-0	DNP	DNP	10-6-1
ARIZONA STATE	12/12/15	72-58	w	14-7-0	0-0-0	12-5-6	0-1-1	0-0-0	0-2-1	9-4-2
vs Ohio State	12/19/15	67-74	L	12-9-0	2-5-0	11-2-4	0-0-0	DNP	0-1-1	3-6-7
#16/15 LOUISVILLE	12/26/15	75-73	w	8-7-0	2-3-0	21-1-8	2-2-0	DNP	0-0-0	DNP
OLE MISS	01/02/16	83-61	w	13-8-0	9-3-0	20-3-10	3-1-0	DNP	DNP	6-5-3
at LSU	01/05/16	67-85	L	0-2-0	3-2-0	23-1-6	0-1-1	DNP	5-8-0	5-6-0
at Alabama	1/9/16	77-61	w	8-11-0	0-1-0	8-5-8	0-0-0	DNP	3-4-0	12-5-4
MISSISSIPPI STATE	01/12/16	80-74	w	2-9-0	5-4-0	21-3-5	0-0-0	DNP	2-0-2	14-4-5
at Auburn	01/16/16	70-75	L	3-4-1	4-2-0	17-10-8	0-0-1	0-0-0	0-3-0	8-3-1
at Arkansas	01/21/16	80-66	w	4-2-0	11-3-0	24-1-5	1-3-0	0-0-0	0-1-0	2-7-3
VANDERBILT	01/23/16	76-57	w	6-5-0	0-0-0	21-3-5	2-2-1	DNP	DNP	6-4-4
MISSOURI	01/27/16	88-54	w	2-3-0	12-0-0	20-2-8	2-3-0	0-0-0	0-0-0	15-6-6
at #4/3 Kansas	01/30/16	84-90	L	4-3-0	4-0-0	26-2-8	0-0-0	DNP	DNP	12-4-5
at Tennessee	02/02/16	77-84	L	2-3-0	2-2-1	20-0-5	0-0-0	DNP	DNP	10-8-3
FLORIDA	02/06/16	80-61	w	4-6-1	2-3-0	18-4-11	2-1-0	DNP	0-0-0	3-2-6
GEORGIA	02/09/16	82-48	w	4-2-0	6-7-0	14-3-8	7-5-0	0-0-0	0-1-0	7-3-4
at RV/#20 South Carolin	2/13/16	89-62	w	11-13-0	4-1-0	27-0-12	2-5-1	DNP	DNP	10-5-3
TENNESSEE	02/18/16	80-70	w	4-4-0	4-4-1	11-4-9	0-2-0	0-0-0	0-0-0	5-10-1
at RV/#24 Texas A&M	02/20/16	77-79	L	8-5-0	3-3-0	22-4-11	0-1-0	DNP	DNP	11-6-3
ALABAMA	02/23/16	78-53	w	6-12-2	2-2-0	19-5-10	0-2-0	DNP	0-1-0	10-4-1
at Vanderbilt	02/27/16	62-74	L	9-6-1	0-1-0	12-3-6	0-4-0	0-0-0	0-1-0	8-4-2
at Florida	3/1/16	88-79	w	5-8-0	11-8-0	19-4-11	0-0-0	DNP	DNP	13-3-3
LSU	03/05/16	94-77	w	12-10-0	18-9-2	14-5-14	0-0-0	DNP	0-0-0	8-6-3
vs Alabama	03/11/16	85-59	w	2-5-1	7-5-0	17-1-5	0-0-0	DNP	0-0-1	4-4-6
vs Georgia	03/12/16	93-80	w	2-1-1	2-0-0	25-1-5	0-3-0	DNP	0-0-0	12-7-2
vs #17/17 Texas A&M	03/13/16	82-77	w	2-1-0	2-1-1	30-3-5	1-2-0	DNP	DNP	10-5-6
vs Stony Brook	03-17-16	85-57	w	7-3-0	12-4-1	10-1-7	2-1-0	0-0-0	0-1-1	13-11-1

Opponent	Date	Score							
			15	22	23	24	25	35	
			HUMPHRIES,	POYTHRESS,	MURRAY,JAM	FLOREAL,EJ	HAWKINS,DO	WILLIS,DER	
ALBANY	11/13/15	78-65	w	4-2-0	2-3-0	19-3-8	DNP	0-1-0	14-5-3
NJIT	11/14/15	87-57	w	5-3-0	9-7-0	8-5-2	DNP	1-1-1	11-3-1
vs #5/4 Duke	11/17/15	74-63	w	2-3-1	9-7-0	16-5-5	DNP	DNP	0-0-0
WRIGHT STATE	11/20/15	78-63	w	DNP	10-10-0	13-6-1	DNP	DNP	2-0-0
BOSTON U.	11/24/15	82-62	w	DNP	14-10-0	12-3-2	DNP	0-0-0	2-2-0
vs USF	11/27/15	84-63	w	2-0-0	8-5-0	21-3-3	DNP	3-0-1	2-0-0
ILLINOIS STATE	11/30/15	75-63	w	DNP	9-7-2	16-5-1	DNP	7-0-0	5-2-0
at UCLA	12/03/15	77-87	L	4-6-0	4-5-1	17-5-0	DNP	2-3-0	11-6-0
EKU	12/9/15	88-67	w	DNP	21-13-0	16-7-4	DNP	2-2-2	2-1-1
ARIZONA STATE	12/12/15	72-58	w	3-1-0	10-6-0	17-3-5	0-1-0	0-0-0	7-3-0
vs Ohio State	12/19/15	67-74	L	DNP	6-7-1	33-3-1	DNP	0-0-0	DNP
#16/15 LOUISVILLE	12/26/15	75-73	w	DNP	14-6-1	12-6-2	DNP	13-1-1	3-2-0
OLE MISS	01/02/16	83-61	w	0-0-0	6-9-0	18-6-3	DNP	0-0-1	8-1-1
at LSU	01/05/16	67-85	L	0-1-0	4-4-0	21-2-1	DNP	DNP	6-3-0
at Alabama	1/9/16	77-61	w	DNP	25-7-0	21-5-0	0-0-0	DNP	0-2-0
MISSISSIPPI STATE	01/12/16	80-74	w	DNP	6-8-0	22-1-3	DNP	DNP	8-2-1
at Auburn	01/16/16	70-75	L	DNP	6-3-0	20-5-2	0-0-0	DNP	12-12-2
at Arkansas	01/21/16	80-66	w	0-0-0	7-6-0	19-7-1	0-1-0	DNP	12-7-0
VANDERBILT	01/23/16	76-57	w	DNP	16-2-0	18-7-2	0-0-0	DNP	7-9-0
MISSOURI	01/27/16	88-54	w	0-1-0	8-7-1	11-9-2	0-1-0	DNP	18-12-1
at #4/3 Kansas	01/30/16	84-90	L	DNP	13-8-1	15-6-0	DNP	4-1-1	6-5-0
at Tennessee	02/02/16	77-84	L	DNP	14-5-1	21-5-5	DNP	0-0-0	8-8-0
FLORIDA	02/06/16	80-61	w	4-6-0	DNP	35-6-1	0-0-0	0-0-0	12-6-0
GEORGIA	02/09/16	82-48	w	0-3-0	DNP	24-2-0	0-1-0	9-0-1	11-6-0
at RV/#20 South Carolin	2/13/16	89-62	w	0-1-0	DNP	26-5-1	DNP	0-0-0	9-2-0
TENNESSEE	02/18/16	80-70	w	3-6-0	DNP	28-9-2	DNP	0-1-0	25-5-0
at RV/#24 Texas A&M	02/20/16	77-79	L	6-12-0	DNP	21-1-1	DNP	3-0-0	3-1-0
ALABAMA	02/23/16	78-53	w	4-4-1	14-1-0	23-4-0	0-2-0	0-0-1	DNP
at Vanderbilt	02/27/16	62-74	L	0-1-0	0-3-0	33-9-1	0-0-0	0-1-0	DNP
at Florida	3/1/16	88-79	w	4-3-0	12-10-1	21-8-4	DNP	3-0-0	DNP
LSU	03/05/16	94-77	w	2-0-0	12-3-1	22-7-4	DNP	0-2-2	6-1-0
vs Alabama	03/11/16	85-59	w	0-0-0	20-7-0	23-3-4	0-0-0	7-2-1	5-1-0
vs Georgia	03/12/16	93-80	w	0-1-0	10-2-0	26-6-2	0-0-0	2-0-0	14-7-0
vs #17/17 Texas A&M	03/13/16	82-77	w	0-2-0	10-6-0	17-5-0	DNP	0-0-0	10-4-1
vs Stony Brook	03-17-16	85-57	w	0-0-0	12-4-0	19-7-2	0-0-0	2-4-1	8-5-1





2015-16 Kentucky Men's Basketball  
 Kentucky Game-by-Game Highs (as of Mar 18, 2016)  
 All games



Opponent	Date	Score	Points	Rebounds	Assists	Steals	Blocked shots
ALBANY	11/13/15	78-65	19-Jamal Murray	8-Marcus Lee	8-Jamal Murray	3-Jamal Murray	4-Skal Labissiere
NJIT	11/14/15	87-57	26-Labissiere, Skal	12-Isaiah Briscoe	5-Ulis, Tyler	2-Isaiah Briscoe	3-Marcus Lee
vs #5/4 Duke	11/17/15	74-63	18-Tyler Ulis	10-Marcus Lee	6-Tyler Ulis	4-Jamal Murray	2-Isaac Humphries Marcus Lee
WRIGHT STATE	11/20/15	78-63	21-Ulis, Tyler	10-Alex Poythress	5-Ulis, Tyler	2-Ulis, Tyler	1-Labissiere, Skal
BOSTON U.	11/24/15	82-62	16-Labissiere, Skal	10-Alex Poythress	6-Ulis, Tyler	3-Ulis, Tyler Isaiah Briscoe	3-Labissiere, Skal
vs USF	11/27/15	84-63	21-Jamal Murray	6-Marcus Lee Isaiah Briscoe	7-Isaiah Briscoe	2-Isaiah Briscoe Tyler Ulis	3-Skal Labissiere
ILLINOIS STATE	11/30/15	75-63	18-Isaiah Briscoe	12-Marcus Lee	3-Isaiah Briscoe	2-Matthews, Charles	2-Marcus Lee Alex Poythress
at UCLA	12/03/15	77-87	20-Isaiah Briscoe	6-Isaac Humphries Derek Willis	9-Ulis, Tyler	2-Jamal Murray Ulis, Tyler	2-Labissiere, Skal
EKU	12/9/15	88-67	21-Alex Poythress	13-Alex Poythress	8-Ulis, Tyler	2-Isaiah Briscoe	5-Marcus Lee
ARIZONA STATE	12/12/15	72-58	17-Jamal Murray	7-Marcus Lee	6-Ulis, Tyler	2-Isaiah Briscoe	5-Marcus Lee
vs Ohio State	12/19/15	67-74	33-Jamal Murray	9-Marcus Lee	7-Isaiah Briscoe	2-Marcus Lee	2-Labissiere, Skal Marcus Lee
#16/15 LOUISVILLE	12/26/15	75-73	21-Ulis, Tyler	7-Marcus Lee	8-Ulis, Tyler	1-Marcus Lee Alex Poythress Labissiere, Skal Ulis, Tyler	3-Alex Poythress
OLE MISS	01/02/16	83-61	20-Ulis, Tyler	9-Alex Poythress	10-Ulis, Tyler	6-Ulis, Tyler	2-Marcus Lee
at LSU	01/05/16	67-85	23-Tyler Ulis	8-Mychal Mulder	6-Tyler Ulis	1-Derek Willis Jamal Murray Isaiah Briscoe	1-Isaiah Briscoe
at Alabama	1/9/16	77-61	25-Alex Poythress	11-Marcus Lee	8-Tyler Ulis	1-Jamal Murray Tyler Ulis	2-Alex Poythress
MISSISSIPPI STATE	01/12/16	80-74	22-Jamal Murray	9-Marcus Lee	5-Isaiah Briscoe Ulis, Tyler	2-Ulis, Tyler	2-Marcus Lee
at Auburn	01/16/16	70-75	20-Jamal Murray	12-Derek Willis	8-Ulis, Tyler	3-Jamal Murray	3-Alex Poythress
at Arkansas	01/21/16	80-66	24-Tyler Ulis	7-Isaiah Briscoe Derek Willis Jamal Murray	5-Tyler Ulis	1-Jamal Murray Marcus Lee Tyler Ulis Derek Willis Skal Labissiere	4-Derek Willis
VANDERBILT	01/23/16	76-57	21-Ulis, Tyler	9-Derek Willis	5-Ulis, Tyler	3-Jamal Murray	1-Jamal Murray Derek Willis Marcus Lee
MISSOURI	01/27/16	88-54	20-Ulis, Tyler	12-Derek Willis	8-Ulis, Tyler	2-Isaiah Briscoe Jamal Murray	5-Labissiere, Skal
at #4/3 Kansas	01/30/16	84-90	26-Tyler Ulis	8-Alex Poythress	8-Tyler Ulis	3-Derek Willis Tyler Ulis	2-Marcus Lee
at Tennessee	02/02/16	77-84	21-Jamal Murray	8-Isaiah Briscoe Derek Willis	5-Ulis, Tyler Jamal Murray	2-Ulis, Tyler	3-Labissiere, Skal
FLORIDA	02/06/16	80-61	35-Jamal Murray	6-Marcus Lee Isaac Humphries Jamal Murray Derek Willis	11-Ulis, Tyler	2-Ulis, Tyler	2-Isaac Humphries Marcus Lee
GEORGIA	02/09/16	82-48	24-Jamal Murray	7-Labissiere, Skal	8-Ulis, Tyler	3-Ulis, Tyler	4-Isaac Humphries
at RV/#20 South Carolina	2/13/16	89-62	27-Tyler Ulis	13-Marcus Lee	12-Tyler Ulis	2-Tyler Ulis	2-Marcus Lee
TENNESSEE	02/18/16	80-70	28-Jamal Murray	10-Isaiah Briscoe	9-Ulis, Tyler	1-Matthews, Charles Jamal Murray	2-Isaac Humphries
at RV/#24 Texas A&M	02/20/16	77-79	22-Tyler Ulis	12-Isaac Humphries	11-Tyler Ulis	1-Isaac Humphries	3-Marcus Lee



2015-16 Kentucky Men's Basketball  
 Kentucky Game-by-Game Highs (as of Mar 18, 2016)  
 All games



Opponent	Date	Score	Points	Rebounds	Assists	Steals	Blocked shots
						Dominique Hawkins Tyler Ulis	
ALABAMA	02/23/16	78-53	23-Jamal Murray	12-Marcus Lee	10-Ulis, Tyler	3-Ulis, Tyler	2-Jamal Murray
at Vanderbilt	02/27/16	62-74	33-Jamal Murray	9-Jamal Murray	6-Ulis, Tyler	1-Matthews, Charles Ulis, Tyler	3-Marcus Lee
at Florida	3/1/16	88-79	21-Jamal Murray	10-Alex Poythress	11-Ulis, Tyler	1-Ulis, Tyler	4-Marcus Lee
						Dominique Hawkins Labissiere, Skal	
LSU	03/05/16	94-77	22-Jamal Murray	10-Marcus Lee	14-Ulis, Tyler	2-Isaiah Briscoe	6-Labissiere, Skal
vs Alabama	03/11/16	85-59	23-Jamal Murray	7-Alex Poythress	6-Isaiah Briscoe	1-Jamal Murray	1-Alex Poythress
vs Georgia	03/12/16	93-80	26-Jamal Murray	7-Derek Willis Isaiah Briscoe	5-Ulis, Tyler	2-Matthews, Charles Ulis, Tyler	4-Derek Willis
vs #17/17 Texas A&M	03/13/16	82-77	30-Ulis, Tyler	6-Alex Poythress	6-Isaiah Briscoe	3-Ulis, Tyler	2-Marcus Lee Derek Willis Labissiere, Skal
vs Stony Brook	03-17-16	85-57	19-Jamal Murray	11-Isaiah Briscoe	7-Ulis, Tyler	2-Alex Poythress Marcus Lee	6-Labissiere, Skal



2015-16 Kentucky Men's Basketball  
Kentucky Team High/Low Analysis (as of Mar 18, 2016)  
All games



Kentucky - TEAM GAME HIGHS

POINTS	94		LSU (03/05/16)
	93		vs Georgia (03/12/16)
	89		at RV/#20 South Carolina (2/13/16)
	88		at Florida (3/1/16)
	88		MISSOURI (01/27/16)
	88		EKU (12/9/15)
FIELD GOALS MADE	38		LSU (03/05/16)
	35		EKU (12/9/15)
FIELD GOAL ATTEMPTS	72		LSU (03/05/16)
	72		at Auburn (01/16/16)
FIELD GOAL PERCENTAGE	.560	(28-50)	ALBANY (11/13/15)
	.550	(33-60)	VANDERBILT (01/23/16)
3 PT FIELD GOALS MADE	13		vs Alabama (03/11/16)
	12		FLORIDA (02/06/16)
3 PT FG ATTEMPTS	25		at RV/#20 South Carolina (2/13/16)
	25		OLE MISS (01/02/16)
	25		at UCLA (12/03/15)
3 PT FG PERCENTAGE	.700	(7-10)	at Florida (3/1/16)
	.600	(12-20)	FLORIDA (02/06/16)
FREE THROWS MADE	29		ILLINOIS STATE (11/30/15)
	26		vs Georgia (03/12/16)
	26		WRIGHT STATE (11/20/15)
FREE THROW ATTEMPTS	46		ILLINOIS STATE (11/30/15)
	37		WRIGHT STATE (11/20/15)
FREE THROW PERCENTAGE	.882	(15-17)	vs Stony Brook (03-17-16)
	.867	(26-30)	vs Georgia (03/12/16)
REBOUNDS	54		NJIT (11/14/15)
	50		EKU (12/9/15)
ASSISTS	26		LSU (03/05/16)
	19		at Florida (3/1/16)
	19		FLORIDA (02/06/16)
STEALS	13		OLE MISS (01/02/16)
	12		BOSTON U. (11/24/15)
BLOCKED SHOTS	15		vs Stony Brook (03-17-16)
	11		MISSOURI (01/27/16)
TURNOVERS	20		ALBANY (11/13/15)
	17		MISSISSIPPI STATE (01/12/16)
	17		EKU (12/9/15)
FOULS	33		at #4/3 Kansas (01/30/16)
	27		at Florida (3/1/16)
	27		at UCLA (12/03/15)



2015-16 Kentucky Men's Basketball  
Kentucky High/Low Analysis (as of Mar 18, 2016)  
All games



Opponent - GAME HIGHS

POINTS	90		at #4/3 Kansas (01/30/16)
	87		at UCLA (12/03/15)
	85		at LSU (01/05/16)
	84		at Tennessee (02/02/16)
	80		vs Georgia (03/12/16)
FIELD GOALS MADE	30		at LSU (01/05/16)
	29		at Florida (3/1/16)
FIELD GOAL ATTEMPTS	76		vs Stony Brook (03-17-16)
	72		at RV/#24 Texas A&M (02/20/16)
FIELD GOAL PERCENTAGE	.529	(27-51)	MISSISSIPPI STATE (01/12/16)
	.528	(28-53)	at UCLA (12/03/15)
3 PT FIELD GOALS MADE	12		at Auburn (01/16/16)
	9		vs Alabama (03/11/16)
	9		at RV/#24 Texas A&M (02/20/16)
	9		vs Ohio State (12/19/15)
3 PT FG ATTEMPTS	26		vs Alabama (03/11/16)
	26		at Auburn (01/16/16)
3 PT FG PERCENTAGE	.500	(9-18)	vs Ohio State (12/19/15)
	.471	(8-17)	at #4/3 Kansas (01/30/16)
FREE THROWS MADE	30		at Tennessee (02/02/16)
	30		at #4/3 Kansas (01/30/16)
FREE THROW ATTEMPTS	47		at #4/3 Kansas (01/30/16)
	37		at Florida (3/1/16)
FREE THROW PERCENTAGE	.882	(30-34)	at Tennessee (02/02/16)
	.882	(15-17)	WRIGHT STATE (11/20/15)
REBOUNDS	46		vs Stony Brook (03-17-16)
	46		at LSU (01/05/16)
ASSISTS	18		at RV/#24 Texas A&M (02/20/16)
	17		at LSU (01/05/16)
STEALS	9		vs Ohio State (12/19/15)
	9		ALBANY (11/13/15)
BLOCKED SHOTS	8		at RV/#20 South Carolina (2/13/16)
	8		vs #5/4 Duke (11/17/15)
TURNOVERS	19		MISSISSIPPI STATE (01/12/16)
	17		ARIZONA STATE (12/12/15)
	17		BOSTON U. (11/24/15)
FOULS	33		WRIGHT STATE (11/20/15)
	32		ILLINOIS STATE (11/30/15)



2015-16 Kentucky Men's Basketball  
 Kentucky High/Low Analysis (as of Mar 18, 2016)  
 All games



Kentucky - GAME LOWS

POINTS	62		at Vanderbilt (02/27/16)
	67		vs Ohio State (12/19/15)
	67		at LSU (01/05/16)
	70		at Auburn (01/16/16)
	72		ARIZONA STATE (12/12/15)
FIELD GOALS MADE	22		ILLINOIS STATE (11/30/15)
	23		at Vanderbilt (02/27/16)
FIELD GOAL ATTEMPTS	47		WRIGHT STATE (11/20/15)
	50		ALBANY (11/13/15)
FIELD GOAL PERCENTAGE	.347	(25-72)	at Auburn (01/16/16)
	.379	(25-66)	at UCLA (12/03/15)
3 PT FIELD GOALS MADE	2		WRIGHT STATE (11/20/15)
	2		ILLINOIS STATE (11/30/15)
	2		at Alabama (1/9/16)
	2		ALABAMA (02/23/16)
3 PT FG ATTEMPTS	9		at Alabama (1/9/16)
	10		vs #5/4 Duke (11/17/15)
	10		WRIGHT STATE (11/20/15)
	10		ALABAMA (02/23/16)
	10		at Florida (3/1/16)
3 PT FG PERCENTAGE	.167	(2-12)	ILLINOIS STATE (11/30/15)
	.200	(2-10)	WRIGHT STATE (11/20/15)
	.200	(2-10)	ALABAMA (02/23/16)
	.200	(3-15)	BOSTON U. (11/24/15)
FREE THROWS MADE	4		VANDERBILT (01/23/16)
	8		vs Ohio State (12/19/15)
	8		FLORIDA (02/06/16)
FREE THROW ATTEMPTS	6		VANDERBILT (01/23/16)
	14		vs Ohio State (12/19/15)
	14		MISSOURI (01/27/16)
	14		FLORIDA (02/06/16)
FREE THROW PERCENTAGE	.435	(10-23)	at Vanderbilt (02/27/16)
	.500	(10-20)	OLE MISS (01/02/16)
	.500	(13-26)	BOSTON U. (11/24/15)
REBOUNDS	29		#16/15 LOUISVILLE (12/26/15)
	31		at #4/3 Kansas (01/30/16)
	31		vs Alabama (03/11/16)
	31		vs Georgia (03/12/16)
ASSISTS	8		ILLINOIS STATE (11/30/15)
	8		at LSU (01/05/16)
STEALS	2		at Alabama (1/9/16)
	2		at Tennessee (02/02/16)
	2		FLORIDA (02/06/16)
	2		TENNESSEE (02/18/16)
	2		at Vanderbilt (02/27/16)
	2		vs Alabama (03/11/16)
BLOCKED SHOTS	1		WRIGHT STATE (11/20/15)
	1		at LSU (01/05/16)
	1		vs Alabama (03/11/16)
TURNOVERS	4		ALABAMA (02/23/16)
	5		at Vanderbilt (02/27/16)
	5		vs Georgia (03/12/16)
FOULS	12		MISSOURI (01/27/16)
	15		ALABAMA (02/23/16)



2015-16 Kentucky Men's Basketball  
Kentucky High/Low Analysis (as of Mar 18, 2016)  
All games



Opponent - GAME LOWS

POINTS	48		GEORGIA (02/09/16)
	53		ALABAMA (02/23/16)
	54		MISSOURI (01/27/16)
	57		NJIT (11/14/15)
	57		VANDERBILT (01/23/16)
	57		vs Stony Brook (03-17-16)
FIELD GOALS MADE	11		GEORGIA (02/09/16)
	16		VANDERBILT (01/23/16)
FIELD GOAL ATTEMPTS	48		ALABAMA (02/23/16)
	48		vs Alabama (03/11/16)
FIELD GOAL PERCENTAGE	.220	(11-50)	GEORGIA (02/09/16)
	.263	(20-76)	vs Stony Brook (03-17-16)
3 PT FIELD GOALS MADE	1		ALBANY (11/13/15)
	2		vs USF (11/27/15)
	2		at Arkansas (01/21/16)
3 PT FG ATTEMPTS	10		vs USF (11/27/15)
	11		at UCLA (12/03/15)
	11		GEORGIA (02/09/16)
3 PT FG PERCENTAGE	.071	(1-14)	ALBANY (11/13/15)
	.167	(2-12)	at Arkansas (01/21/16)
FREE THROWS MADE	8		ILLINOIS STATE (11/30/15)
	8		ARIZONA STATE (12/12/15)
FREE THROW ATTEMPTS	10		ILLINOIS STATE (11/30/15)
	14		EKU (12/9/15)
FREE THROW PERCENTAGE	.432	(16-37)	at Florida (3/1/16)
	.533	(8-15)	ARIZONA STATE (12/12/15)
REBOUNDS	20		MISSISSIPPI STATE (01/12/16)
	23		NJIT (11/14/15)
ASSISTS	4		ALBANY (11/13/15)
	4		vs Alabama (03/11/16)
STEALS	0		GEORGIA (02/09/16)
	0		ALABAMA (02/23/16)
BLOCKED SHOTS	0		ALBANY (11/13/15)
	0		ARIZONA STATE (12/12/15)
	0		MISSISSIPPI STATE (01/12/16)
	0		GEORGIA (02/09/16)
TURNOVERS	5		at Vanderbilt (02/27/16)
	5		at Florida (3/1/16)
FOULS	10		VANDERBILT (01/23/16)
	13		at Auburn (01/16/16)



2015-16 Kentucky Men's Basketball  
 Kentucky Player High/Low Analysis (as of Mar 18, 2016)  
 All games



Kentucky - INDIVIDUAL GAME HIGHS

Points	35		Jamal Murray vs Florida (02/06/16)
	33		Jamal Murray at Vanderbilt (02/27/16)
	33		Jamal Murray vs Ohio State (12/19/15)
	30		Ulis, Tyler vs #17/17 Texas A&M (03/13/16)
	28		Jamal Murray vs Tennessee (02/18/16)
Field Goals Made	13		Jamal Murray vs Florida (02/06/16)
	13		Jamal Murray vs Ohio State (12/19/15)
Field Goal Att.	23		Jamal Murray vs Ohio State (12/19/15)
	22		Jamal Murray at Auburn (01/16/16)
FG Pct (min 5 made)	1.000	(5-5)	Marcus Lee vs EKU (12/9/15)
	.875	(7-8)	Alex Poythress vs Alabama (03/11/16)
	.875	(7-8)	Alex Poythress vs Boston U. (11/24/15)
3-Point FG Made	8		Jamal Murray vs Florida (02/06/16)
	7		Derek Willis vs Tennessee (02/18/16)
	7		Jamal Murray vs Ohio State (12/19/15)
3-Point FG Att.	12		Jamal Murray at Tennessee (02/02/16)
	12		Jamal Murray vs Ole Miss (01/02/16)
3-Pt FG Pct (min 2 made)	1.000	(2-2)	Derek Willis vs Stony Brook (03-17-16)
	1.000	(2-2)	Ulis, Tyler vs Alabama (03/11/16)
	1.000	(2-2)	Derek Willis vs Mississippi State (01/12/16)
	1.000	(2-2)	Tyler Ulis vs USF (11/27/15)
Free Throws Made	14		Tyler Ulis at Arkansas (01/21/16)
	12		Ulis, Tyler at Tennessee (02/02/16)
Free Throw Att.	15		Tyler Ulis at Arkansas (01/21/16)
	14		Ulis, Tyler at Tennessee (02/02/16)
FT Pct (min 3 made)	1.000	(10-10)	Jamal Murray vs Wright State (11/20/15)
	1.000	(8-8)	Derek Willis vs Georgia (03/12/16)
	1.000	(7-7)	Ulis, Tyler at Auburn (01/16/16)
	1.000	(6-6)	Jamal Murray at Alabama (1/9/16)
	1.000	(6-6)	Ulis, Tyler vs Boston U. (11/24/15)
	1.000	(6-6)	Tyler Ulis vs #5/4 Duke (11/17/15)
	1.000	(6-6)	Labissiere, Skal vs NJIT (11/14/15)
	1.000	(5-5)	Ulis, Tyler vs Alabama (03/11/16)
	1.000	(5-5)	Ulis, Tyler vs Mississippi State (01/12/16)
	1.000	(4-4)	Alex Poythress vs Stony Brook (03-17-16)
	1.000	(4-4)	Ulis, Tyler vs Tennessee (02/18/16)
	1.000	(4-4)	Dominique Hawkins vs Georgia (02/09/16)
	1.000	(4-4)	Jamal Murray at Tennessee (02/02/16)
	1.000	(4-4)	Alex Poythress vs Missouri (01/27/16)
	1.000	(4-4)	Labissiere, Skal vs EKU (12/9/15)
	1.000	(4-4)	Ulis, Tyler at UCLA (12/03/15)
	1.000	(4-4)	Alex Poythress vs Wright State (11/20/15)
	1.000	(4-4)	Isaac Humphries vs Albany (11/13/15)
	1.000	(4-4)	Derek Willis vs Albany (11/13/15)
	1.000	(3-3)	Isaiah Briscoe vs Stony Brook (03-17-16)
	1.000	(3-3)	Alex Poythress vs EKU (12/9/15)
	1.000	(3-3)	Jamal Murray vs USF (11/27/15)
Rebounds	13		Marcus Lee at RV/#20 South Carolina (2/13/16)
	13		Alex Poythress vs EKU (12/9/15)
Assists	14		Ulis, Tyler vs LSU (03/05/16)
	12		Tyler Ulis at RV/#20 South Carolina (2/13/16)
Steals	6		Ulis, Tyler vs Ole Miss (01/02/16)
	4		Isaiah Briscoe vs Ole Miss (01/02/16)

	4	Jamal Murray vs #5/4 Duke (11/17/15)
Blocked Shots	6	Labissiere, Skal vs Stony Brook (03-17-16)
	6	Labissiere, Skal vs LSU (03/05/16)
Turnovers	7	Jamal Murray vs #16/15 Louisville (12/26/15)
	5	Isaiah Briscoe at RV/#20 South Carolina (2/13/16)
	5	Isaiah Briscoe vs Illinois State (11/30/15)
	5	Jamal Murray vs Wright State (11/20/15)
	5	Tyler Ulis vs Albany (11/13/15)
	5	Jamal Murray vs Albany (11/13/15)
Fouls	5	Alex Poythress vs #17/17 Texas A&M (03/13/16)
	5	Isaiah Briscoe at Florida (3/1/16)
	5	Alex Poythress at Florida (3/1/16)
	5	Alex Poythress at Vanderbilt (02/27/16)
	5	Marcus Lee at RV/#24 Texas A&M (02/20/16)
	5	Isaac Humphries at RV/#24 Texas A&M (02/20/16)
	5	Isaac Humphries vs Georgia (02/09/16)
	5	Labissiere, Skal vs Georgia (02/09/16)
	5	Marcus Lee vs Florida (02/06/16)
	5	Ulis, Tyler at Tennessee (02/02/16)
	5	Alex Poythress at Tennessee (02/02/16)
	5	Alex Poythress at #4/3 Kansas (01/30/16)
	5	Skal Labissiere at #4/3 Kansas (01/30/16)
	5	Derek Willis at #4/3 Kansas (01/30/16)
	5	Marcus Lee at #4/3 Kansas (01/30/16)
	5	Marcus Lee at Arkansas (01/21/16)
	5	Jamal Murray at Auburn (01/16/16)
	5	Marcus Lee vs Mississippi State (01/12/16)
	5	Alex Poythress at LSU (01/05/16)
	5	Marcus Lee at LSU (01/05/16)
	5	Labissiere, Skal vs Ole Miss (01/02/16)
	5	Marcus Lee vs Ohio State (12/19/15)
	5	Labissiere, Skal vs Arizona State (12/12/15)
	5	Alex Poythress at UCLA (12/03/15)
	5	Derek Willis at UCLA (12/03/15)
	5	Isaiah Briscoe vs Illinois State (11/30/15)
	5	Skal Labissiere vs #5/4 Duke (11/17/15)
	5	Marcus Lee vs #5/4 Duke (11/17/15)
Minutes	45	Ulis, Tyler vs #17/17 Texas A&M (03/13/16)
	45	Tyler Ulis at RV/#24 Texas A&M (02/20/16)
	45	Tyler Ulis at #4/3 Kansas (01/30/16)
	44	Jamal Murray vs #17/17 Texas A&M (03/13/16)
	42	Jamal Murray at RV/#24 Texas A&M (02/20/16)





2015-16 Kentucky Men's Basketball  
 Kentucky Opponent High/Low Analysis (as of Mar 18, 2016)  
 All games



OPPONENT INDIVIDUAL GAME HIGHS

Points	33		Selden Jr., Wayne at #4/3 Kansas (01/30/16)
	32		Danuel House vs #17/17 Texas A&M (03/13/16)
	29		Obasohan, Retin vs Alabama (02/23/16)
	27		Egbunu, John at Florida (3/1/16)
	27		Punter, Kevin at Tennessee (02/02/16)
	27		Lee, Damion vs #16/15 Louisville (12/26/15)
Field Goals Made	12		Egbunu, John at Florida (3/1/16)
	12		Selden Jr., Wayne at #4/3 Kansas (01/30/16)
Field Goal Att.	23		Danuel House vs #17/17 Texas A&M (03/13/16)
	21		Warney, Jameel vs Stony Brook (03-17-16)
FG Pct (min 5 made)	1.000	(5-5)	SIMMONS, Ben at LSU (01/05/16)
	.875	(7-8)	Amile Jefferson vs #5/4 Duke (11/17/15)
3-Point FG Made	6		Edwards, Arthur vs Alabama (03/11/16)
	5		Canty, Kareem at Auburn (01/16/16)
3-Point FG Att.	13		Danuel House vs #17/17 Texas A&M (03/13/16)
	12		Canty, Kareem at Auburn (01/16/16)
3-Pt FG Pct (min 2 made)	1.000	(3-3)	Harris, Tyler at Auburn (01/16/16)
	1.000	(2-2)	Robinson, Devin at Florida (3/1/16)
	1.000	(2-2)	Austin, Brandon vs Alabama (02/23/16)
	1.000	(2-2)	Lang, TJ at Auburn (01/16/16)
	1.000	(2-2)	Thomas, Fred vs Mississippi State (01/12/16)
	1.000	(2-2)	EPPS, Aaron at LSU (01/05/16)
	1.000	(2-2)	Holiday, Aaron at UCLA (12/03/15)
Free Throws Made	11		CARRERA, Michael at RV/#20 South Carolina (2/13/16)
	10		Obasohan, Retin vs Alabama (02/23/16)
	10		Punter, Kevin at Tennessee (02/02/16)
Free Throw Att.	15		CARRERA, Michael at RV/#20 South Carolina (2/13/16)
	14		VICTOR II, Craig at LSU (01/05/16)
FT Pct (min 3 made)	1.000	(9-9)	Moody, Stefan vs Ole Miss (01/02/16)
	1.000	(8-8)	Maten, Yante vs Georgia (02/09/16)
	1.000	(6-6)	Thrower, DeShaun vs Stony Brook (03-17-16)
	1.000	(6-6)	Schofield, Admiral at Tennessee (02/02/16)
	1.000	(6-6)	Newman, Malik vs Mississippi State (01/12/16)
	1.000	(5-5)	Reischel, Jarelle vs ECU (12/9/15)
	1.000	(4-4)	BLAKENEY, Antonio vs LSU (03/05/16)
	1.000	(4-4)	Danuel House at RV/#24 Texas A&M (02/20/16)
	1.000	(4-4)	Frazier, J.J. vs Georgia (02/09/16)
	1.000	(4-4)	Greene, Brannen at #4/3 Kansas (01/30/16)
	1.000	(4-4)	Roberson, Jeff vs Vanderbilt (01/23/16)
	1.000	(4-4)	Norris, Riley at Alabama (1/9/16)
	1.000	(4-4)	Loving, Marc vs Ohio State (12/19/15)
	1.000	(4-4)	McIntosh, MiKyle vs Illinois State (11/30/15)
	1.000	(4-4)	Mosely, Cheddi vs Boston U. (11/24/15)
	1.000	(4-4)	Coleman, Tim vs NJIT (11/14/15)
	1.000	(4-4)	Andrews, Jamir vs Albany (11/13/15)
	1.000	(3-3)	Gaines, Kenny vs Georgia (03/12/16)
	1.000	(3-3)	QUARTERMAN, Tim vs LSU (03/05/16)
	1.000	(3-3)	Jones, Damian at Vanderbilt (02/27/16)
	1.000	(3-3)	Mostella, Detrick at Tennessee (02/02/16)
	1.000	(3-3)	Wright, Namon vs Missouri (01/27/16)
	1.000	(3-3)	Ware, Gavin vs Mississippi State (01/12/16)
	1.000	(3-3)	Bolden, Jonah at UCLA (12/03/15)
Rebounds	15		Warney, Jameel vs Stony Brook (03-17-16)

	15	Amile Jefferson vs #5/4 Duke (11/17/15)
Assists	8	Anthony Collins at RV/#24 Texas A&M (02/20/16)
	7	QUARTERMAN, Tim at LSU (01/05/16)
	7	Holiday, Aaron at UCLA (12/03/15)
Steals	7	SIMMONS, Ben vs LSU (03/05/16)
	4	Coleman, Tim vs NJIT (11/14/15)
	4	Rowley, Mike vs Albany (11/13/15)
Blocked Shots	6	Marshall Plumlee vs #5/4 Duke (11/17/15)
	5	Spencer, Horace at Auburn (01/16/16)
	5	Thompson, Trevor vs Ohio State (12/19/15)
Turnovers	8	Foreman, Kyle vs Boston U. (11/24/15)
	6	SIMMONS, Ben vs LSU (03/05/16)
	6	THORNWELL, Sindarius at RV/#20 South Carolina (2/13/16)
	6	Mann, Charles vs Georgia (02/09/16)
	6	Bowers, Cinmeon at Auburn (01/16/16)
	6	PETERS, Roddy vs USF (11/27/15)
Fouls	5	Mann, Charles vs Georgia (03/12/16)
	5	Robinson, Devin at Florida (3/1/16)
	5	Roberson, Jeff at Vanderbilt (02/27/16)
	5	Frazier, J.J. vs Georgia (02/09/16)
	5	Thompson, Trey at Arkansas (01/21/16)
	5	Sword, Craig vs Mississippi State (01/12/16)
	5	Griffin, Roland vs Illinois State (11/30/15)
	5	Lee, Paris vs Illinois State (11/30/15)
	5	Havener, Nick vs Boston U. (11/24/15)
	5	Thomasson, Joe vs Wright State (11/20/15)
	5	Karena, Michael vs Wright State (11/20/15)
	5	Rowley, Mike vs Albany (11/13/15)



2015-16 Kentucky Men's Basketball  
 Kentucky Team Game-by-Game Comparison (as of Mar 18, 2016)  
 Conference games



Opponent	1st	2nd	Score	Mar	Total FG	FG Pct	3-Pointers	3FG Pct	Free Throws	FT Pct	Rebounds	Assist	T/Over	Block	Steal	Fouls
OLE MISS	46/22	37/39	83-61	+22	33-66/20-50	.500/.400	7-25/3-14	.280/.214	10-20/18-26	.500/.692	41/27 +14	18/7	12/16	2/3	13/6	25/19
LSU	27/37	40/48	67-85	(18)	24-58/30-61	.414/.492	7-20/6-14	.350/.429	12-23/19-30	.522/.633	32/46 (14)	8/17	14/9	1/4	3/8	25/17
Alabama	38/28	39/33	77-61	+16	28-51/18-52	.549/.346	2-9/7-24	.222/.292	19-30/18-27	.633/.667	43/25 +18	12/5	11/7	5/7	2/3	23/24
MISSISSIPPI STATE	39/31	41/43	80-74	+6	28-55/27-51	.509/.529	9-23/6-13	.391/.462	15-20/14-16	.750/.875	33/20 +13	16/8	17/19	4/0	7/5	21/20
Auburn	35/30	35/45	70-75	(5)	25-72/21-55	.347/.382	6-18/12-26	.333/.462	14-18/21-31	.778/.677	48/38 +10	15/9	11/13	7/7	7/2	25/13
Arkansas	36/24	44/42	80-66	+14	26-62/22-55	.419/.400	5-16/2-12	.313/.167	23-30/20-31	.767/.645	43/34 +9	9/12	6/9	9/5	5/3	25/23
VANDERBILT	37/27	39/30	76-57	+19	33-60/16-50	.550/.320	6-19/5-15	.316/.333	4-6/20-25	.667/.800	32/32 -	12/8	7/12	3/3	6/3	19/10
MISSOURI	47/20	41/34	88-54	+34	34-65/18-57	.523/.316	9-20/4-14	.450/.286	11-14/14-19	.786/.737	47/28 +19	18/7	11/15	11/2	6/4	12/15
Tennessee	42/36	35/48	77-84	(7)	26-62/23-56	.419/.411	7-22/8-19	.318/.421	18-23/30-34	.783/.882	36/37 (1)	15/12	11/8	4/3	2/3	26/19
FLORIDA	50/32	30/29	80-61	+19	30-58/21-53	.517/.396	12-20/6-19	.600/.316	8-14/13-20	.571/.650	37/28 +9	19/10	10/10	5/1	2/4	18/17
GEORGIA	42/24	40/24	82-48	+34	29-56/11-50	.518/.220	10-21/3-11	.476/.273	14-22/23-27	.636/.852	34/36 (2)	13/5	7/15	7/0	8/0	20/20
RV/#20 South Carolina	42/27	47/35	89-62	+27	31-64/18-55	.484/.327	11-25/4-14	.440/.286	16-21/22-31	.762/.710	38/39 (1)	17/7	12/16	5/8	6/3	21/20
TENNESSEE	36/30	44/40	80-70	+10	26-62/22-58	.419/.379	11-24/5-14	.458/.357	17-23/21-30	.739/.700	45/39 +6	13/7	8/7	4/3	2/1	19/17
RV/#24 Texas A&M	36/35	32/33	77-79	(2)	27-54/28-72	.500/.389	10-20/9-24	.500/.375	13-17/14-24	.765/.583	36/41 (5)	15/18	9/7	7/1	3/5	21/15
ALABAMA	33/21	45/32	78-53	+25	27-59/17-48	.458/.354	2-10/6-15	.200/.400	22-28/13-18	.786/.722	41/29 +12	15/6	4/12	5/4	6/0	15/23
Vanderbilt	39/36	23/38	62-74	(12)	23-55/26-62	.418/.419	6-22/6-16	.273/.375	10-23/16-23	.435/.696	37/39 (2)	10/11	5/5	7/3	2/1	22/16
Florida	36/32	52/47	88-79	+9	29-55/29-68	.527/.426	7-10/5-18	.700/.278	23-32/16-37	.719/.432	45/35 +10	19/15	13/5	8/2	3/4	27/24
LSU	41/32	53/45	94-77	+17	38-72/28-62	.528/.452	7-18/5-20	.389/.250	11-17/16-21	.647/.762	45/29 +16	26/9	11/12	6/3	3/8	16/17

Note: Game totals are displayed in the format TEAM/OPPONENT for each category