2016 POSTSEASON GUIDE UNC ASHEVILLE BULLDOGS

UNC ASHEVILLE NUMERICAL ROSTER

No.	Name	Pos.	Ht.	Yr.	Hometown/Previous School
3	Chatori Major	G	5'7	Jr.	Camp Lejeune, N.C. (Lejeune)
5	Alexis Toney	F	6'0	Fr.	Wilson, N.C. (Beddingfield)
10	Jessica Wall	G	5'6	Fr.	Chapel Hill, N.C. (Chapel Hill)
11	Khaila Webb	G	5'7	So.	Spartanburg, S.C. (Dorman)
14	Tyler Smith	F	5'11	Sr.	Port Tobacco, Md. (St. Mary's Ryken)
15	Sonora Dengokl	G	5'9	Fr.	Sumter, S.C. (Lakewood)
20	Kelli Fisher	C	6'3	Fr.	Salisbury, N.C. (East Rowan)
22	Tianna Knuckles	G	5'10	Jr.	Wendell, N.C. (East Wake)
23	Tiffany Wilson	F	6'1	So.	Jonesboro, Ga. (Forest Park)
24	Ja'Da Brayboy	G	5'6	Jr.	Charlotte, N.C. (Providence Day)
30	Paige Love	G	5'8	Sr.	N. Wilkesboro, N.C. (Wilkes Central)
31	KJ Weaver	C	6'1	Jr.	Snellville, Ga. (Miller Grove)
32	Ali Trani	G	5'7	Fr.	Moseley, Va. (Cosby)
34	Bronaza Fitzgerald	C	6'0	So.	Danville, Va. (George Washington)

Coaching Staff

Head Coach: Brenda Mock Kirkpatrick (Wake Forest, '01), Fourth Season
Assistant Coach: Honey Brown (Maryville, '94), Fourth Season
Assistant Coach: Josh Petersen (Florida State, '12), Second Season
Assistant Coach: Kiara Smith (Chattanooga, '13), First Season
Dir. of Basketball Ops: Lindsay Puckett (High Point, '15), First Season

Pronunciation Guide

CHATORI Major= Sha-tor-e
KHAILA Webb= Kigh (like high)-luh
Sonora DENGOKL= Duh-nook
JA'DA Brayboy= Jay-duh
Ali TRANI= Tr-AHH-knee
BRONAZA Fitzgerald= Bro-nay-shh-ah

Bulldog Quick Facts

Head Coach..... Brenda Mock Kirkpatrick(Wake Forest, 2001)
Overall Record/Years..... 45-76/Fourth Year
Record at UNC Asheville/Years..... 45-76/Fourth Year
Big South Conference Record/Years..... 30-48/Fourth Year
Assistant Coach.....Honey Brown (Maryville, 1994)
Assistant Coach.....Josh Petersen (Florida State, 2012)
Assistant Coach..... Kiara Smith (UT-Chattanooga, 2012)
Director of Operations..... Lindsay Puckett (High Point, 2015)
Facility/Capacity.....Kimmel Arena/3,200

2015-16 Team Information

2015-16 Record..... 26-6
2014-15 Big South Record/Finish..... 16-4/1st
Home Record..... 13-2
Away Record..... 10-4
Neutral Record..... 0-0
Starters Returning/Lost..... 3/2
Letterwinners Returning/Lost..... 9/5

Support Staff

SID/Women's Basketball Contact..... Meredith Ristic
Office Phone.....828-250-2392
Mobile Phone.....828-329-4648
Email.....mristic1@unca.edu
Secondary Contact.....Nick Phillips
Office Phone.....828-251-6931
Mobile Phone.....828-301-7919
Email..... nphilli1@unca.edu
Office Fax.....828-251-6386
Website..... www.UNCABulldogs.com
Mailing Address.....One University Heights
Justice Center, CPO #2600
Asheville, N.C. 28804-851

Message To Media

This edition of the 2015-16 UNC Asheville Women's Basketball Post Season guide has been prepared for you as you cover the Bulldogs during the season. For additional information, photographs, interviews with players and coaches, please contact Meredith Ristic (mristic1@unca.edu) or Nick Phillips (nphilli1@unca.edu) in the Athletic Communications Office.

▶ UNC ASHEVILLE MEDIA INFORMATION

General Information

Media Information 2-3
Primary Media Outlets 4

Season Review

Bulldogs March into Postseason 5

Players

Tyler Smith 6
Paige Love 7
Chatori Major 8
Tianna Knuckles 9
Ja'Da Brayboy 10
K.J. Weaver 11
Khaila Webb 12
Tiffany Wilson 13
Bronaza Fitzgerald 14
Alexis Toney / Jessica Wall 15
Sonora Dengokl / Kelli Fisher 16
Ali Trani 17

Coaching Staff

Lindsay Puckett / Kiara Smith 18
Josh Petersen / Honey Brown 19
Head Coach Brenda Mock Kirkpatrick 20-21

Season Stats

2015-16 Statistics 22
2015-16 Game Highs 23-24
2015-16 Points • Rebounds • Assists 25
Key Players 26
Seasson Box Scores 27-34
Bulldogs in the News 35-38
The Big South Conference 39
Chancellor Mary K. Grant 40
Athletic Director Janet R. Cone 41

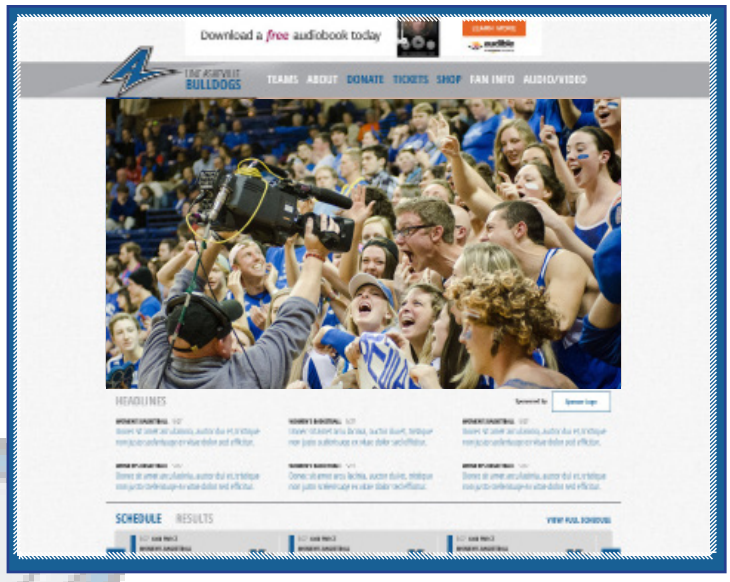

COVERING THE BULLDOGS

The Office of Athletic Communications produces stories, pertinent notes about upcoming games, and cumulative statistics, all of which are available at **www.uncabulldogs.com,** the online home of Bulldog athletics.

Press Passes: Please contact the UNC Asheville Athletic Communications Office as early as possible for press passes. Passes will be mailed if time permits.

Photographers: Photo passes are limited to working press photographers. All photo requests should be made as early as possible to the Athletic Communications Office.

Services: The UNC Asheville Athletic Communications Office will provide programs, notes and updated statistics at every home basketball game. After the contest, each media member will receive a box score of the game.

Interview Policy: The UNC Asheville Athletic Communications Office is eager to assist the media with player and coach interview requests. Please contact the Athletic Communications Office for all player and coach interviews. On the road, please make coach interview arrangements through the Athletic Communications representative for basketball. Players will not be available for interviews on days of games until the completion of the contest. Your cooperation is appreciated.

Media Guides: UNC Asheville will not print media guides to assist in the department's cost-containment efforts. The Athletic Communications Office will provide the same material it has in the past through online supplements and enhanced notes packages.

UNC ASHEVILLE MISSION STATEMENT

UNC Asheville is a selective, public liberal arts institution. UNC Asheville's Intercollegiate Athletics Program reflects the attitudes and values underlying the University's overall mission: academic excellence, diversity, equity, integrity, service, and accomplishment. The UNC Asheville athletics program contributes to this liberal arts culture in two ways. First, athletics programs foster a sense of community and pride by fielding NCAA Division I teams and developing talented student-athletes who successfully represent UNC Asheville in competition and reflect the University's commitment to overall excellence. Accordingly, the athletics program encourages an atmosphere of respect for self and others through the development of ethical conduct, sportsmanship, leadership, and citizenship and provides equitable opportunities for all students and staff, including women, minorities and indivduals of all sexual identities. Second, the program provides an additional campus experience for capable students to grow and develop academically, personally, socially, and athletically. This experience promotes institutional commitment and pride on the part of students, faculty, staff, and alumni.

UNC ASHEVILLE MEDIA OUTLETS

NEWSPAPERS

Asheville Citizen-Times
PO Box 2090
Asheville, NC 28802
828/232-5867
800/800-4204
Fax: 828/251-0585

Hendersonville Times-News
PO Box 490
Hendersonville, NC 28739
828/692-0505
Fax: 828/692-2319

The Mountaineer
PO Box 129
Waynesville, NC 28786
828/452-0661
Fax: 828/452-0665

The Charlotte Observer
PO Box 32188
Charlotte, NC 28232
704/379-6448
Fax: 704/379-6506

WIRE SERVICE
Associated Press
219 South McDowell St.
Raleigh, NC 27602
800/662-7075
Fax: 919/834-1078

TELEVISION

WLOS-TV
110 Technology Drive
Asheville, NC 28803
828/651-4563
Fax: 828/651-4618

WSPA-TV
PO Box 1717
Spartanburg, SC 29304
864/576-7777
Fax: 864/587-5430

WYFF-TV
505 Rutherford Rd.
Greenville, SC 29602
864/242-4404
Fax: 864/240-5305

RADIO STATIONS
1310 WISE Radio
1190 Patton Ave.
Asheville, NC 28804
828/253-1310

WWNC Radio
PO Box 6447
Asheville, NC 28816
828/253-3835

WCQS Radio
70 Broadway St.
Asheville, NC 28801
828/253-6875

UNIVERSITY of NORTH CAROLINA
ASHEVILLE

Location: Asheville, North Carolina
Enrollment: 3,700
Founded: 1927
Nickname: Bulldogs (not Lady Bulldogs)
Affiliation: NCAA Division I
Conference: Big South
Colors: Royal Blue and White
Facility(Capacity): Kimmel Arena (3,200)
Chancellor: Dr. Mary K. Grant
Faculty Representative: Dr. Jeff Wilcox
Director of Athletics: Janet R. Cone
Associate Athletics Director: Terri Brne
Director of Athletic Communications: Nick Phillips
Athletics Business Manager: Judith Bohan
Director of Marketing: Erin Punter Spence
Ticket Manager: Harmon Turner
Ticket Office Phone: (828) 251-6904
Athletic Department Phone: (828) 251-6459

PRIMARY ATHLETICS LOGO

TM

WILMA M. SHERRILL CENTER / KIMMEL ARENA

▶ ***Bulldogs*** *Break Barriers;* March on to Postseason

LEXINGTON, KY.- The UNC Asheville Women's Basketball team earned a No. 14 seed and punched their ticket to Lexington where they will face the No. three seeded University of Kentucky on Saturday, March 19 at 4:00 p.m. in Memorial Coliseum. The game will be broadcast live on ESPN2.

The Bulldogs bring an overall record of 26-6, a regular season conference championship as well as the Big South Conference tournament title into post-season play. Asheville is led by the Big South Conference Coach of the Year, Brenda Mock Kirkpatrick, and carries the Big South Conference Player of the Year, and Big South Conference tournament MVP, Chatori Major on their roster as they move into the first round of the NCAA tournament.

"Obviously we were extremely excited to be involved in the selection show process and enter the prestigious field of 64 teams. I was very pleased with our 14 seed and also the location of our game being in close proximity to Asheville so fans who are unable to make the men's tournament can still be a part of the dance," said head coach Brenda Mock Kirkpatrick.

The No. 12 ranked Wildcats carry an overall record of 23-7 and have punched their ticket to the 2016 NCAA tournament as an at-large team. Kentucky advanced through the SEC tournament, collecting wins over LSU (79-71), and Florida (92-69) before falling to the SEC Conference Champion, University of South Carolina in the semifinals.

The Bulldogs punched their ticket to the big dance with a double overtime (64-62) victory over Liberty University and a Big South Conference Championship crown.

Asheville defeated the No. two seeded Liberty University in a thrilling double-overtime game that ended the Bulldogs' nine-year championship drought.

In the second overtime, Asheville's Paige Love put up the first points for Asheville to give the Bulldogs a 62-60 edge. Nine scoreless possessions would follow before Liberty responded with a jumper from Kearney to tie the game at 62 with 21 seconds remaining. The Bulldogs put the ball in the hands of Conference player of the year, and tournament MVP, Chatori Major who was immediately triple-teamed on the baseline. Major was able to find an opening to dish to Bree Fitzgerald for the lay-in to give Asheville the 64-62 advantage with nine seconds remaining. The Flames were unable to come up with a bucket on their last possession to give Asheville the two-point victory.

After a record-breaking regular season, UNC Asheville entered the Big South Conference Championship tournament as the number one seed on their home floor .

Asheville claimed its first-ever Big South regular season championship and clinched the No. 1 seed for the first time in program history. The Bulldogs finished the regular season with a 16-4 conference record, setting a school record for league victories as well as the first time with double-figure Big South wins.

The Bulldogs were picked to finish 8th out of ten teams in the Big South Conference Preseason Poll back in October. Throughout the 2015-16 season, the Bulldogs opening league play with four straight wins and never dropped below second place in conference standings,.

Asheville cracked CollegeInsider.com's Women's Mid-Major Poll for the first time in school history. The team landed in the number 25 spot for the first time on February 25. The Bulldogs would hold a spot in the rankings for three consecutive weeks, moving up as high as the 21 spot in the third week.

The Bulldogs finished the season leading the Big South Conference in two statistical categories, scoring (69ppg), and field goal percentage (42.5%). Asheville led the conference in as many as seven categories at once during the season.

Entering the final day of Big South Conference regular season play, the Bulldogs were tied for first place with Liberty University at 15-4. Asheville's victory over High Point (85-64) boosted them to their most-ever league wins, replacing a previous high of nine conference wins. The Flames dropped their final contest to Presbyterian College to drop them to second place with a record of 15-5.

FORWARD

Tyler Smith

#14 • 5-11 • Sr. • Port Tobacco, MD

2015-16: A Bulldog senior who saw the floor in 19 games for Asheville this season. Smith averaged 1.7 points per game on 35.5 percent shooting. She saw a season-best six points, seven rebounds in Asheville's game against Warren Wilson back in December.

2014-15 (Junior): Appeared in 14 games off the bench ... scored a season-high four points in a win at Longwood (Dec. 14).

2013-2014 (Sophomore): Played in 23 games and sparked the Bulldogs with her play off the bench…averaged 1.3 points and 1.9 rebounds per game…made her sophomore debut in home win over Eastern Kentucky (11-16) as she scored five points and tied career-high in rebounds with six…tallied six points on 2-of-2 shooting from the field in home win over Charleston Southern (1-26)…grabbed four rebounds at Western Carolina (11-20) and in home win over Bluefield (11-26)…scored basket vs. Vanderbilt (12-21)…collected three rebounds in four different games.

2012-2013 (Freshman): Played in 18 games and averaged 1.2 points and 1.5 rebounds per game…scored six points with three rebounds at Presbyterian College (2-2)…grabbed four rebounds at national power UNC Chapel Hill (11-25)…scored four points and collected season-high six rebounds during home game vs. Coastal Carolina (2-9)…tallied four points at Campbell (2-16).

Before UNC Asheville: Averaged 15 points, 12 rebounds and two assists per game as a senior while leading St. Mary's Ryken to its first winning record in the Washington Catholic Athletic Conference ... selected to the All-Conference and All-County teams ... contributed 12 points and nine rebounds per game as a junior while earning team MVP recognition ... standout in cross country, soccer, softball and track and field as well.

GUARD

Paige Love

#30 • 5-8 • Sr. • North Wilkesboro, N.C.

2015-16: A member of the 2015-16 Big South Conference All-Academic team, Love is a regular starter for the Bulldogs. She averages 5.2 points per game and 3.3 rebounds. She has start 19 of 22 games played this year and averages 24.1 minutes per game for Asheville. Love is third on the team in steals and assists, averaging 1 steal and 1.8 assists per game. Love offers the Bulldogs a host of intangibles, and could be considered the glue that keeps the team together. She has posted double-digit scoring in five games for Asheville this season, capping off her senior season in Asheville with a season-high 15 points against High Point University.

2014-15 (Junior): Appeared in 26 games with 22 starts ... filled out the stat sheet with seven points, five boards, four assists, a block and a steal in 31 minutes played in the season opener against ETSU (Nov. 14) ... tallied a team and season-high 14 points including 9-of-11 from the charity stripe against North Carolina A&T (Nov. 18) ... poured in 13 points to go along with five rebounds at Longwood (Dec. 14) ... grabbed a team-high nine rebounds to go along with six points against High Point (Jan. 13) ... nearly finished with a double-double against Coastal Carolina (Jan. 24), pulling down a team-high 10 boards and scoring eight points while also passing out five assists ... scored 11 points, grabbed seven rebounds and dished out six assists in a season-high 33 minutes of action in an overtime win against Longwood (Feb. 5) ... contributed six points and four boards in a win at Coastal Carolina (Feb. 28)

2013-2014 (Sophomore): Started the season with a bang when her half-court shot at the buzzer defeated Furman, 69-66 (11-9)…shot earned Play of the Day honors on ESPN the next day…finished the year as Asheville's third leading scorer (9.3) and leading rebounder (5.2)…career-high of 22 points came at Longwood (1-9) where she hit late shot to give the Bulldogs a road victory…also had five steals in that victory…tallied 19 points with seven rebounds at home vs. High Point (1-16)…scored 14 points with six rebounds and four assists in home triumph over Liberty (1-18)…posted double-double at Coastal Carolina (1-23) with 16 points and 12 rebounds…second on team in assists with 69…pumped in 16 points and garnered six rebounds at Winthrop (2-8)…registered 16 points and seven rebounds plus three assists in early-season victory over Eastern Kentucky (11-16)…averaged 10.1 points and 5.6 rebounds per game in conference play.

2012-2013 (Freshman): Played in all 30 games and started 15 times…started the final 10 games of the year…fourth leading scorer on club with 7.4 points per game average…second on team in assists (83) and fourth in three-pointers made (21) and steals (24)…had career-high of 18 points in three different games vs. Columbia College (12-8), at Charleston Southern (1-24) and Coastal Carolina (1-26)…first career double-double came at home vs. Charleston Southern (2-7) with 14 points and 10 rebounds…tallied 11 points at Gardner-Webb (1-31) and at High Point (2-14)…pumped in 10 points and had four assists during home win vs. Montreat (11-20)…scored nine points and had seven assists vs. Bethune-Cookman (12-18) in Hatter Classic at Stetson…dished out six assists at Campbell (2-16) and at Winthrop (3-2)…scored seven points and had five rebounds in first collegiate game vs. Western Carolina (11-10)…went 6-of-8 from the field and 3-of-4 from beyond the arc vs. Columbia College (12-8).

Before UNC Asheville: Led Wilkes Central to a 30-2 record and a runner-up finish in the state 2-A tournament as a senior ... honors include MVP of the East-West All-Star Game, Most Outstanding Player of the state championship game, Max Preps All-State, Wilkes County Co-Player of the Year and All-District first team ... averaged 15 points, four assists and two steals per game ... scored 12 points per game as a junior ... also played four years on the volleyball team.

GUARD

Chatori Major

#3 • 5-7 • Jr. • Camp Lejuene, N.C.

2015-16: Major earned Big South Conference tournament MVP honors, along with being selected as a memeber of All-Tournament team. She was also voted the 2015-16 Big South Conference Player of the Year. She averaged 13.4 points per game, 3.2 rebounds per game and 27.7 minutes per game. Major is Asheville's leading scorer and has provided team-high points in 11 games this season. Major leads the Bulldogs in 8 statistical categories. She ranks in the top 10 in the Big South in: Three-point percentage (2nd), scoring (5th), Field Goal percentage (4th) and Three-pointers made (8th). Major has started all 29 games this season and has scored in double figures in 21 games.

2014-15 (Sophomore): Played in all 31 games including three starts ... reached double-digit scoring in six games, leading the team in scoring on three different occasions ... reached double figures in scoring in six games ... poured in eight points in the season opener at ETSU (Nov. 14) ... scored a season-high 15 points on 6-of-8 shooting from the field at USC Upstate (Dec. 21) ... led team with 11 points against Liberty (Dec. 30) ... chipped in 10 points on the road at Campbell (Jan. 10) ... matched a season-high with 15 points on 7-of-10 shooting in a road victory at Gardner-Webb (Jan. 17) ... matched a season-high and led team with 15 points vs. Winthrop (Feb. 7) ... led team with 14 points and grabbed a season-high four rebounds against Gardner-Webb (Feb. 21).

2013-2014 (Freshman): Played in 20 games and improved as the season progressed…season-high of six points came in home win over Longwood (Feb. 15) where she played 12 minutes and had two steals and two rebounds…career-best in minutes played came in home loss to Winthrop (Jan. 2) with 13 minutes played and four points….knocked down a three-pointer at Presbyterian (Jan. 30)…scored bucket and had two assists at Big South Tournament vs. High Point (March 6)…grabbed three rebounds and was 4-of-4 from free throw line at Gardner-Webb (Feb. 1).

Before UNC Asheville: Led Camp Lejeune to spot in regional championship game with 26-1 record…averaged 24.7 points and 5.1 rebounds per game as a senior…earned All-Conference and All-Area honors as a sophomore, junior and senior…averaged 22 points per game as a junior…team MVP as a junior and senior…also lettered in volleyball and track and field.

GUARD

Tianna Knuckles

#22 • 5-10 • Jr. • Wendell, N.C.

2015-16: Knuckles was selected as a memeber of the Big South Conference's All-Tournament team. She alsoe arned Second-team All-Conference honors in the Big South Conference postseason awards. She is the second leading scorer for Asheville and has provided team-high points in 12 games this season. Knuckles leads the Bulldogs in three statistical categories. She has started 28 games this season and scored in double-figures in 22 games. She ranks in the top 10 in the Big South in: Three-pointers made (2nd), Three-point shooting percentage (6th), Scoring (7th) and Field Goal Percentage (10th).

2014-15 (Sophomore): Appeared in all 31 games, including five starts ... team's second leading scorer, averaging 8.6 points and 3.2 rebounds per game ... led the team in scoring eight times while leading the team in rebounding twice ... reached double-digit scoring 14 times during the season ... led the team in scoring with a season-high 19 points to go along with six rebounds in the season opener against ETSU (Nov. 14) ... chipped in 13 points and six rebounds against Wofford (Dec. 6) ... led team in scoring with 16 points on 5-of-7 shooting from the field at Furman (Dec. 10) ... tallied a team-high 14 points on 5-of-6 shooting including 4-of-5 from behind the arc in a win over Longwood (Dec. 14) ... led team with 16 points in 17 minutes against Western Carolina (Dec. 17) ... produced a team-high 14 points including a perfect 6-of-6 from the free-throw line at Presbyterian (Jan. 3) ... scored 12 points against Radford (Jan. 20) ... tallied 13 points and nine rebounds in an overtime win against Longwood (Feb. 5) ... scored 14 points while logging a season-high 27 minutes in the season's penultimate contest at Coastal Carolina (March 3).

2013-2014 (Freshman): Earned seven starts and played in all 31 games… Asheville's second leading scorer with a 9.5 average…was in double figures in points during 16 games…scored career-high 21 points on 9-of-17 shooting from field in home win over Presbyterian College (12-30)…named Big South Freshman of the Week in December for strong play at national power Vanderbilt…tallied 19 points in near upset of High Point on the road (2-22)… pumped in 18 points vs. Coastal Carolina at home (3-1)…second on the team in three-pointers made with 38…first career double-double came in road win at Longwood (1-9) with 10 points and 12 rebounds…tallied 15 points with eight rebounds vs. North Carolina A&T (12-17)…scored 11 points with three steals vs. Radford in Big South Tournament win (3-4)…added 12 points vs. High Point in Big South Tourney (3-6)...averaged 3.9 rebounds per game…collected nine rebounds vs. Winthrop (1-2)…knocked down three 3-pointers in seven different games…scored 12 points and hit crucial three-pointer in home win over Liberty (1-18).

Before UNC Asheville: Led East Wake to 18-8 overall record senior year… averaged 13 points, 2.3 rebounds and 1.4 steals per game as a senior…junior year averaged 13.8 points and 3.7 rebounds per game…named to All-Conference and All-District team as a junior and senior…outstanding student who earned Academic All-Conference honors all four of her years at East Wake… was named as a Marine Corp Distinguished Athlete...also lettered in volleyball..

GUARD

Ja'Da Brayboy

#24 • 5-6 • Jr. • Charlotte, N.C.

2015-16: Brayboy has locked down her role as Asheville's primary point guard this season, starting 22 games of 26 games played and averaging 26.4 minutes per game. Brayboy averages 6.9 points and 4 rebounds per game, leading the guards in rebounding and coming in fourth overall on the team. Brayboy leads the Bulldogs in assists, averaging 2.7 dimes per game with 71 on the season. She is also second on the team in steals with 31 picks this season with 1.2 per game. Brayboy has led the team in rebounds on three separate occasions this season and dropped double-digits in nine games.

2014-15 (Sophomore): Appeared in all 31 games including five starts ... contributed eight points and three assists in 25 minutes in a win over Barton (Nov. 24) ... pulled down seven rebounds against Wofford (Dec. 6) ... tallied 10 points and six rebounds in a win over Longwood (Feb. 5) ... led the team in rebounding and set a season-high with eight boards while also pitching in six points against Winthrop (Feb. 7).

2013-2014 (Freshman): Played in all 31 games and earned two starts…averaged 5.8 points per game and was second on team in assists with 63…tied for the team lead in steals with 38…scored in double figures five times…scored career-high 21 points in home win over Bluefield (Nov. 26), including hitting some clutch free throws in the final seconds to seal the victory…also had season-high six assists in the Bluefield victory…pumped in 16 points with six rebounds, four assists and two steals in home triumph over Liberty (Jan. 18)…registered 10 points in key road victory at Longwood (Jan. 9)…produced eight points, six rebounds and five assists in home win over Longwood (Feb. 15)…also had 16 points in home loss vs. N.C. Central (Nov. 23)…went 6-of-6 from charity stripe at Campbell (Dec. 11) and 5-of-5 vs. Liberty (Jan. 18).

Before UNC Asheville: Four-year starter at Providence Day and led school to state championships as a freshman, sophomore, junior and senior…averaged 15 points and seven assists senior year…led team in assists every year…All-State as a senior and All-Conference as a junior and senior...also played for the Impact North Carolina basketball team…member of the National Honor Society of Athletes...MVP of Charlotte Hoops Challenge.

CENTER

K.J. Weaver

#31 • 6-1 • Jr. • Snellville, GA

2015-16: Weaver has been a key defensive presence for the Bulldogs this season, stepping up as the team's leading rebounder, averaging 6.7 boards per game despite a gap of seven games she missed due to injury. Weaver has started in 17 of 22 games played this year. She has recorded team-high rebounds in 10 games this season. Weaver leads Asheville in total rebounds (147), rebounding average (6.7/g), defensive rebounds (90, 4.1/g) and blocked shots (23). She has recorded at least 3 rebounds in every game played. She is ranked 10th in the Big South in rebounding, blocked shots and defensive rebounds.

2014-15 (Sophomore): Appeared in 26 games with 16 starts ... averaged 6.4 points and 6.3 rebounds per game ... led the team in rebounding in 16 games ... posted 10 points and six rebounds in the season opener against ETSU (Nov. 14) ... scored 12 points to go along with five boards in a win over Barton (Nov. 24) ... paired 11 points and seven rebounds in a win against Charleston Southern (Dec. 1) ... nearly recorded her first double-double of the season against High Point (Jan. 13), posting team-highs in points (12) and rebounds (9) ... Scored three points, blocked five shots and grabbed nine rebounds at Gardner-Webb (Jan. 17) ... Hauled in a career-high 16 rebounds along with seven points and five blocks in an overtime win against Longwood (Feb. 5) ... went for 15 points and eight rebounds in a road win at Coastal Carolina (Feb. 28) ... tallied her first double-double fo the season in the Big South Conference Tournament against Liberty (March 5), scoring 10 points and securing 13 rebounds.

2013-2014 (Freshman): Led Bulldogs in blocked shots with 44, the third most for a freshman in school history…second team in rebounding with 4.7 mark…averaged 4.1 points per game…played in all 31 games with 12 starts…opened college career with solid game vs. Furman (Nov. 9) as she scored seven points with nine rebounds and three blocked shots…collected career-best 13 rebounds at Western Carolina (Nov. 20)…scored 10 points and went 6-of-7 from free throw line in home win over Liberty (Jan. 18)…tied single-game school record with six blocked shots in late-season game vs. Coastal Carolina (March 1)…also had 11 rebounds and eight points vs. Chanticleers…near double-double vs. Campbell (Feb. 27) with nine points and seven rebounds…played well in Big South Tournament contest vs. High Point with 10 points and six rebounds.

Before UNC Asheville: Attended Miller Grove HS in Snellville, Ga…. helped lead Miller Grove to a state championship as a junior and earned All-State honors…named MVP of state title game with 16 points and 13 rebounds with four blocked shots…led team to 26-6 record senior year as she averaged 11 points, eight rebounds and three blocked shots per game…also led team in steals with 56…named team's Best Defensive Player as a junior and senior…earned Academic Athlete Award honors the past two years.

GUARD

Khaila Webb

#11 • 5-7 • So. • Spartanburg, S.C.

2015-16: Webb has expanded her role this season, joining the regular rotation with 9 starts, averaging 24.8 minutes per game. She averages 8.1 points per game along with 3 rebounds for Asheville. Webb is second on the team in assists, averaging two per game with 57 assists on the season. She is second on Asheville's season list for most free throws made at 54. Webb has been Asheville's leading scorer in two games this season, and has achieved double figures in 10 games for the Bulldogs.

2014-15 (Freshman): Appeared in 25 games ... reached double-digit scoring three times, including twice in the team's last three games ... chipped in eight points against Western Carolina (Dec. 17) ... tallied 10 points and a season-high six rebounds in an overtime win against Longwood (Feb. 5) ... scored 11 points in a road win at Coastal Carolina (Feb. 28) ... led the team in scoring a set a career-high with 16 points to go along with five rebouonds in a win over Coastal Carolina (March 3).

Before UNC Asheville: Named South Carolina AAAA Player of the Year as a senior...averaged 19 points, 3.3 steals, 2.3 assists per game senior season...as a junior, she averaged 16 points, five rebounds, three steals and two assists per game as she led Dorman to the 2013 South Carolina 4-A state championship game...named to the All-State and All-Region team three straight years...made the Spartanburg Herald All-Area team as a junior and senior...was a key player for her AAU team, the SC 76ers.

FORWARD

Tiffany Wilson

#23 • 6-1 • So. • Jonesboro, GA

2015-16: Wilson is a hard-working sophomore who logged quality minutes in regular season play. She had two starts in 22 games played and averaged 12.9 minutes per game. Wilson average 3.5 points per game on 43.9 percent shooting. She is third on the team in rebounding average, pulling down 4.1 boards per game. Wilson recorded a season-high points and rebounds at High Point University, narrowly missing a double-double with nine points and eight rebounds. She has become a Bulldogs regular as the season progressed, and will be a vital piece to Asheville's rebounding effort in the post-season.

2014-15 (Freshman): Played in all 31 games with one start ... led team in scoring three times while also leading in rebounding three times ... tallied eight points in her Bulldog debut against ETSU (Nov. 14) ... posted a career-high 16 points and led the team in scoring at Furman (Dec. 10) ... recorded six points and a team-high seven rebounds in a win at Longwood (Dec. 14) ... led team with 10 points in a win against Presbyterian (Jan. 31) ... tallied eight points and eight rebounds in an overtime win against Longwood (Feb. 5).

Before UNC Asheville: Enjoyed a great career at Forest Park where she helped lead school to state semifinals as a junior...averaged 15 points and 11 rebounds as a junior and senior...earned first team All-Region and All County honors as a junior and senior...played for Georgia Pistols in the summer.

CENTER

Bronaza Fitzgerald

#34 • 6-0 • So. • Danville, VA

2015-16: Fitzgerald is a power forward who has become a solid piece of UNC Asheville's defense as the season progressed. She averages 5.8 points on 61.2 percent from the field, to go along with 4.5 rebounds per game. Fitzgerald has made 12 starts and averages 12 minutes in 27 games played for the Bulldogs this year. She leads the team in offensive rebounds, averaging 2.3 per game she is second on the team in blocked shots, total rebounds and rebounding average.

2014-15 (Freshman): Appeared in 22 games including nine starts ... led team in field goal percentage (.593) ... averaged 5.7 points and 4.1 rebounds per game ... led the team in rebounding in five games ... led the team with 14 points on 6-of-8 shooting from the field against Wofford (Dec. 6) ... tallied seven points and a team-high seven rebounds in a win at Longwood (Dec. 14) ... recorded her first career double-double against Western Carolina (Dec. 17), leading the team in both scoring (16) and rebounding (10) ... tallied 11 points and six boards at Presbyterian (Jan. 3) ... finished with nine points and six rebounds at Liberty (Jan. 27).

Before UNC Asheville: Two-time team MVP for George Washington… averaged 17 points and 13 rebounds per game as a senior and junior… first team All-District performer along with being an All-Metro selection junior and senior seasons…earned Rebound Award as a junior and senior.

FORWARD

Alexis Toney

#5 • 6-0 • Fr. • Wilson, N.C.

2015-16: A raw freshman with a lot of talent, Toney saw the floor in eight games this season for the Bulldogs, recording an average of 1.3 points per game on 38.7 percent shooting.

Before UNC Asheville: Attended Beddingfield High School in Wilson, N.C. ... two-time CPIC All-Conference Team selection ... two-time Eastern Plains All-Conference team selection ... earned a spot on the Wilson Daily All-Area team.

GUARD

Jessica Wall

#10 • 5-6 • Fr. • Chapel Hill, N.C.

2015-16: A true freshman who made an immediate impact for the Bulldogs, Wall played in all 29 games this season and earned six starts, average 15.8 minutes per game. Offensively, she put up an average of 2.6 points per game on 29.7 percent shooting. Wall was Asheville's number one free throw shooter, knocking down 23-of-26 free throws for a team-best 88.5 percent from the line. She recorded a season-best eight points, five rebounds against Warren Wilson in preseason play.

Before UNC Asheville: Attended Chapel Hill HS in Chapel Hill, N.C. ... her high school team made three consecutive appearances in the state championship finals, winning the North Carolina 3A State Championship in 2014 ... earned a spot on the All-State Regional Tournament team in 2015.

GUARD

Sonora Dengokl

#15 • 5-9 • Fr. • Sumter, S.C.

2015-16: A fresh face who has established herself as a Bulldog regular on the floor early in the season. She has played in all 29 games this season, and earned one start. Dengokl averages 6.1 points per game and 3.5 rebounds. She is fourth on the team in overall field goal percentage with 45.1 percent. Dengokl has put up double-digits in five games, and recorded as many as 9 rebounds. She led the Bulldogs in scoring in three games this season.

Before UNC Asheville: Attended Lakewood High School in Sumter, South Carolina ... named to the S.C. 3A Region 5 All-Region team and the All-State team in 2014 ... HSSR Statewide Girls Player of the Year and lead her team to a 3A State Runner-up finish her senior season.

CENTER

Kelli Fisher

#20 • 6-3 • Fr. • Salisbury, N.C.

2015-16: Fisher has made her debut as Bulldog this season, making appearances in 16 games this season. She is Asheville's tallest player on the roster and has made an impact on the defensive end in her first year. Fisher has contributed 79 minutes (just under five per game) and averages 2.8 points and 2.1 rebounds for Asheville. She is the Bulldogs' most efficient offensive weapon, with a 69.2 percent shooting percentage. She recorded a career-high 16 points, 8 rebound against Warren Wilson College in Asheville's preseason schedule.

Before UNC Asheville: Attended East Rowan High School in Salisbury, N.C. ... four-time South Piedmont All-Conference Team selection and was ranked in the top three in the conference for points, rebounds and blocked shots per game ... scored over 1,000 points in her high school career and was a McDonald's All-American Game Nominee ... selected to participate in the North Carolina East-West

GUARD

Ali Trani

#32 • 5-7 • Fr. • Moseley, VA

2015-16: Freshman who Asheville will look to add to their depth as the season progresses. Trani played in seven games for Asheville an averaged 7.3 minutes per game. She averaged 2.1 points per game and was a perfect 4-for-4 from the free throw line. She recorded a season-high eight points against UNC Greensboro.

Before UNC Asheville: Attended Cosby High School in Moseley, Va. ... point guard for a Top 10 nationally ranked team ... led her team to 6A Virginia State Championships in 2014 and 2015 ... three-time 6A Conference 3 All-Academic Team selection ... Selected to participate in the ASSIST All-American All-Star Game.

DIRECTOR OF BASKETBALL OPERATIONS

Lindsay Puckett

High Point, 2015 • First Season



Lindsay Puckett joined the UNC Asheville women's basketball program in October 2015 and serves as the Bulldogs' Director of Basketball Operations.

Puckett joins the Bulldogs following graduation from fellow Big South Conference member High Point University in May 2015. A four-year basketball letterwinner for the HPU Panthers, she ranks second-all time in school history for games played (123) while starting in 66 of those. Puckett finished her career with 144 three-pointers made, ranking second-most in program history since the Panthers moved to Division I in 1999-2000. Her 856 career points also puts her in 12th place in school history. During her career, Puckett helped the Panthers to a Big South Conference Championship (2014) and two appearances in the WNIT (2012, 2014).

An Eden, N.C., native, Puckett attended Rockingham County High School and graduated from High Point in May 2015 with a Bachelor of Arts in human relations while also double minoring in athletic coaching and sports management.

Asst. Coach

Kiara Smith

UT Chattanooga, 2012 • First Season

Kiara Smith joined the Bulldogs as an assistant coach in July 2015, coming to Asheville after spending the last two seasons as a Graduate Assistant with N.C. State following a playing career at UT-Chattanooga.

As a player with the Mocs, Smith was a member of the Southern Conference Regular Season Championship Team in 2009 and a part of the Southern Conference Championship team in 2010. The team grabbed an NCAA postseason appearance in 2014 and reached the postseason NIT following the 2015 campaign.

As a graduate assistant with the Wolfpack, Smith assisted the coaching staff in executing the day to day operations of the program and also has experience with scouting reports and film break down for upcoming games.

A native of Rome, Georgia, Smith won back-to-back state championships at Model High School. She earned her Bachelor of Science in Criminal Justice from UT-Chattanooga in 2012 and is currently working towards her Masters of Science in Parks, Recreation, Tourism, and Sports Management from N.C. State.

Asst. Coach

Josh Petersen

Florida State, 2012 • Second Season

Josh Petersen is in his second year as an assistant coach with the UNC Asheville basketball program.

Prior to coming to Asheville, Petersen was at Florida State for six seasons, including two years as a graduate assistant. He was FSU's head manager for four years prior to his graduate work. In his six years with FSU, the Noles went to five NCAA Tournaments, including the Elite Eight in 2010.

As a graduate assistant with the Seminoles, Petersen's responsibilities included directing the scout team, assisting with video, helping with team travel and official visits along with aiding skill development and individual workouts. Josh also helped run Florida State's women's basketball camp while he was in Tallahassee.

A native of Abernathy, Texas, Petersen moved to Tallahassee before his senior year of high school and graduated from Godby High School. He earned his master's degree in sports management at FSU in the spring of 2014 and his B.S. degree in accounting and finance in 2012.

Asst. Coach

Honey Brown

Maryville College, 1994 • Fourth Season

Honey Brown begins her fourth year as a member of Brenda Mock Kirkpatrick's coaching staff.

During her career, she has coached eight all-conference performers, including one conference player of the year and one most improved player. She's also coached six 1,000-point scorers.

Prior to Asheville, Brown spent four seasons as an assistant at St. Louis working primarily with SLU's point guards. Before her time with the Billikens, Brown served as director and head trainer at Performance Training, Inc., in Orlando, Fla. While there she managed all aspects of the company, including staffing issues, schedules and marketing.

Brown also spent four years as an assistant at Ohio University and a season as an assistant at Central Florida. She got her start in coaching as an assistant with Lenoir City High School in Lenoir, Tenn. While with LCHS she helped lead the Panthers to a state tournament appearance in 1998.

A 1994 graduate of Maryville College, she was third in the nation in 3-point percentage for Division III her junior year, while serving as a team captain her final two seasons. The Scots made four consecutive appearances in the NCAA III Tournament during her career at Maryville, including two trips to the round of 16.

Head Coach

Brenda Mock Kirkpatrick

Wake Forest, 2001 • Fourth Season as H.C.

Waynesville native and former Florida assistant coach Brenda Mock Kirkpatrick is in her fourth year as head coach of the UNC Asheville women's basketball program.

Coach Kirkpatrick was elected as the 2015-16 Big South Conference Coach of the year. The Big South Conference Coaches made the unanimous decision to elect her as the league's Coach of the year, with Kirkpatrick recieving all 10 first place votes.

Kirkpatrick and the Bulldogs captured the Big South Conference regular season crown for the first time in program history this year, and set a new school record for most Big South Conference wins at 16, replacing a previous best of nine. Asheville was picked to finish 8th in the Big South Conference Preseason Poll in late October.

In the 2015-16 season, Kirkpatrick amassed 23 wins, bettering her record of 22 victories in the past three seasons combined. To start the 2015-16 season, the Bulldogs also matched the program's best start of 9-2 before falling to Clemson University on the road in December.

In the past four seasons, she has been steadily rebuilding the Bulldog program. Asheville has continued to make positive strides, finishing 9-22 last season but saw 10 of those losses come by a single-digit margin, including six coming by only three points or less.

The 2013-2014 Bulldogs finished with 11 wins, the most for the program in four seasons. Asheville had landmark non-conference victories over Furman and Eastern Kentucky. In addition, the Bulldogs downed Liberty, giving the Blue & White its first home win over the Lady Flames in 17 years. Asheville earned a 43-42 win over Radford in the first round of the Big South Conference Tournament. The win was the Bulldogs first tournament win in seven years.

Kirkpatrick joined the Bulldog program after serving as an assistant to Amanda Butler at the University of Florida for five years. She helped lead the Gator program to five consecutive post-season berths, including two trips to the NCAA Tournament.

Before going to Florida, Kirkpatrick worked at Charlotte for two years when Butler was the head coach of the 49er program. During their two years together in Charlotte, the 49ers compiled 40 wins, captured a share of the 2006 Atlantic 10 regular-season championship and earned a pair of postseason berths.

Kirkpatrick broke into the coaching ranks in the 2002-03 season with Georgia Tech under then-head coach Agnus Berenato, helping the Yellow Jackets win 20 games and earn a bid into the NCAA Tournament for only the second time in program history. Berenato departed following that record-setting campaign for the University of Pittsburgh, while Kirkpatrick remained on staff in Atlanta for the 2003-04 season. Following her stay at Georgia Tech, Kirkpatrick spent a short time in Jacksonville before heading to Charlotte.

A successful collegiate playing tenure afforded Kirkpatrick the opportunity to play professionally in France for Nantes-Reze 44 during the 2001-02 season before launching her coaching career.

Kirkpatrick earned a bachelor's of arts in history and sociology in 2000 and a master's of arts in education in 2001 from Wake Forest University. She enjoyed an outstanding career in Winston-Salem, where the two-time captain averaged 7.2 points and 5.1 rebounds per contest during her four-year

career. As a senior in 2000-01, the six-foot forward garnered honorable mention All-ACC honors after contributing 10 points and 6.2 rebounds per game.

During her time as a Demon Deacon, Kirkpatrick was a first-team academic all-district selection and a four-year member of the ACC Student-Athlete Honor Roll. Despite having to take a medical redshirt (ACL) for the 1996-97 season that delayed her collegiate debut, Kirkpatrick did not miss a game during her four-year career, appearing in all 111 contests and earning 57 starts.

The daughter of Weaver and Brenda Kirkpatrick, she is most often referred to as 'Coach Mock' or 'Mock,' which is her middle name, and also her mother's maiden name.

A native of Waynesville, Mock graduated from Tuscola High School in 1996 as a decorated student and athlete. While maintaining a 4.2 grade-point average, she lettered in softball and volleyball in addition to her stellar hoops career, where she was an honorable mention All-America selection by Street & Smith and USA Today in 1995 and 1996, while setting two state records for free throws: most in a game (25-of-25) and most consecutive (39), totaling 51 points in the game she hit 25 free throws. Kirkpatrick was the Asheville Citizen-Times Player of the Year for three consecutive seasons. She played for John Best at Tuscola in basketball.

2015-16 **UNC ASHEVILLE** Statistics

ALL GAMES	26-6	15-2	10-4	1-0
CONFERENCE	16-4	8-2	8-2	0-0
NON-CONFERENCE	10-2	7-0	2-2	1-0

					Total		3-Point		F-Throw		Rebounds											
##	Player	gp-gs	min	avg	fg-fga	fg%	3fg-fga	3fg%	ft-fta	ft%	off	def	tot	avg	pf	dq	a	to	blk	stl	pts	avg
03	MAJOR, Chatori	32-32	901	28.2	157-364	.431	60-154	.390	71-99	.717	25	80	105	3.3	62	0	44	53	12	36	445	13.9
05	TONEY, Alexis	9-0	37	4.1	5-15	.333	0-0	.000	0-0	.000	3	2	5	0.6	6	0	2	5	0	1	10	1.1
10	WALL, Jessica	32-6	519	16.2	25-79	.316	21-60	.350	23-26	.885	5	40	45	1.4	12	0	51	18	1	17	94	2.9
11	WEBB, Khaila	32-9	797	24.9	96-203	.473	6-20	.300	61-78	.782	42	60	102	3.2	41	0	63	64	5	22	259	8.1
14	SMITH, Tyler	20-0	108	5.4	11-31	.355	2-7	.286	10-16	.625	13	11	24	1.2	14	0	1	7	2	2	34	1.7
15	DENGOKL, Sonora	32-1	464	14.5	67-147	.456	1-3	.333	52-76	.684	45	59	104	3.3	42	1	12	41	1	8	187	5.8
20	FISHER, Kelli	17-0	81	4.8	18-27	.667	0-0	.000	8-12	.667	12	22	34	2.0	9	0	1	9	1	1	44	2.6
22	KNUCKLES, Tianna	32-31	853	26.7	137-366	.374	72-214	.336	47-60	.783	23	87	110	3.4	48	0	16	67	17	23	393	12.3
23	WILSON, Tiffany	25-2	336	13.4	30-73	.411	0-1	.000	20-40	.500	33	71	104	4.2	52	0	4	31	4	13	80	3.2
24	BRAYBOY, Ja'Da	29-25	752	25.9	65-181	.359	11-60	.183	59-74	.797	23	88	111	3.8	53	1	75	55	1	33	200	6.9
30	LOVE, Paige	29-22	690	23.8	52-142	.366	13-51	.255	28-42	.667	31	62	93	3.2	29	0	53	28	2	29	145	5.0
31	WEAVER, K.J.	25-20	514	20.6	49-121	.405	0-0	.000	48-77	.623	63	100	163	6.5	61	3	11	26	27	17	146	5.8
32	TRANI, Ali	8-0	59	7.4	4-14	.286	3-12	.250	4-4	1.000	2	4	6	0.8	6	0	3	4	0	3	15	1.9
34	FITZGERALD, Bronaz	30-12	362	12.1	61-103	.592	0-0	.000	47-85	.553	70	71	141	4.7	59	2	2	36	16	10	169	5.6
	Team										82	88	170		1			5				
	Total.....	32	6473		777-1866	.416	189-582	.325	478-689	.694	472	845	1317	41.2	495	7	338	449	89	215	2221	69.4
	Opponents.....	32	6475		700-1899	.369	152-546	.278	293-431	.680	429	750	1179	36.8	653	-	299	511	88	184	1847	57.7

TEAM STATISTICS	AVL	OPP
SCORING	2221	1847
Points per game	69.4	57.7
Scoring margin	+11.7	-
FIELD GOALS-ATT	777-1866	700-1899
Field goal pct	.416	.369
3 POINT FG-ATT	189-582	152-546
3-point FG pct	.325	.278
3-pt FG made per game	5.9	4.8
FREE THROWS-ATT	478-689	293-431
Free throw pct	.694	.680
F-Throws made per game	14.9	9.2
REBOUNDS	1317	1179
Rebounds per game	41.2	36.8
Rebounding margin	+4.3	-
ASSISTS	338	299
Assists per game	10.6	9.3
TURNOVERS	449	511
Turnovers per game	14.0	16.0
Turnover margin	+1.9	-
Assist/turnover ratio	0.8	0.6
STEALS	215	184
Steals per game	6.7	5.8
BLOCKS	89	88
Blocks per game	2.8	2.8
ATTENDANCE	15036	8672
Home games-Avg/Game	17-884	14-484
Neutral site-Avg/Game	-	1-1892

Score by Periods	1st	2nd	3rd	4th	OT	OT2	Totals
Asheville	522	538	551	585	21	4	2221
Opponents	468	401	445	518	13	2	1847

	Date	Opponent		Score	Att.
	11/13/15	at ETSU	L	68-74	710
	11/17/15	at Wofford	W	70-63	171
	11-20-15	MONTREAT	W	89-41	756
	11/24/15	at Western Carolina	W	67-45	0
	11/27/15	USC UPSTATE	W	68-59	360
*	11/30/15	at Presbyterian	W	72-63	339
	12/5/15	WARREN WILSON COLLEGE	W	108-47	557
	12/10/15	UNC GREENSBORO	W	95-52	672
*	12/14/15	at Coastal Carolina	W	63-52	316
	12/18/15	FURMAN	W	84-71	1705
	12/21/15	at Clemson	L	49-67	622
*	12/29/15	WINTHROP	W	63-55	952
*	1/2/16	at Campbell	W	72-58	781
*	01-04-16	at Liberty	L	53-71	844
*	01/09/16	at Charleston So.	W	58-50	245
*	1/12/16	LONGWOOD	W	81-42	803
*	1/16/16	GARDNER-WEBB	L	56-58	1655
*	1/23/16	at High Point	W	82-81	321
*	01/26/16	PRESBYTERIAN	W	68-59	928
*	01-30-16	at Radford	W	54-46	549
*	02/01/16	at Winthrop	W	67-59	336
*	2/6/2016	COASTAL CAROLINA	Wot	77-69	1289
*	02/09/16	at Longwood	W	61-54	1237
*	2/13/16	LIBERTY	W	56-51	1568
*	02/16/16	RADFORD	W	58-48	1083
*	16wbgm28	at Gardner-Webb	L	51-57	309
*	02/27/16	CAMPBELL	L	56-64	0
*	03/01/16	CHARLESTON SO.	W	91-68	817
*	03/05/16	HIGH POINT	W	85-64	0
	03/11/16	CAMPBELL	W	70-42	0
	03/12/16	PRESBYTERIAN	W	65-55	1891
	03/13/16	vs Liberty	Wo2	64-62	1892

2015-16 **UNC ASHEVILLE** Results/Game Highs

Asheville Game-by-Game Highs (as of Mar 08, 2016)
All games

Opponent	Date	Score	Points	Rebounds	Assists	Steals	Blocked shots
at ETSU	11/13/15	68-74	16-MAJOR, Chatori	9-WEAVER, K.J.	5-BRAYBOY, Ja'Da	4-LOVE, Paige	2-WEAVER, K.J.
at Wofford	11/17/15	70-63	24-KNUCKLES, Tiann	10-KNUCKLES, Tiann	3-WEBB, Khaila BRAYBOY, Ja'Da	4-BRAYBOY, Ja'Da	2-KNUCKLES, Tiann
MONTREAT	11-20-15	89-41	15-KNUCKLES, Tiann	7-FISHER, Kelli	8-MAJOR, Chatori	4-MAJOR, Chatori	2-FITZGERALD, Bron WEAVER, K.J.
at Western Carolina	11/24/15	67-45	15-KNUCKLES, Tiann	10-WEAVER, K.J.	4-BRAYBOY, Ja'Da	3-MAJOR, Chatori	2-WEAVER, K.J.
USC UPSTATE	11/27/15	68-59	14-KNUCKLES, Tiann	8-LOVE, Paige KNUCKLES, Tianna	2-BRAYBOY, Ja'Da	2-BRAYBOY, Ja'Da WEAVER, K.J. LOVE, Paige MAJOR, Chatori	1-WEAVER, K.J.
at Prebyterian	11/30/15	72-63	19-KNUCKLES, Tiann	7-MAJOR, Chatori	3-WEBB, Khaila	1-MAJOR, Chatori FITZGERALD, Bron WALL, Jessica KNUCKLES, Tianna LOVE, Paige	2-WEAVER, K.J.
WARREN WILSON COLLE	12/5/15	108-47	17-DENGOKL, Sonor	8-FISHER, Kelli DENGOKL, Sonora	4-BRAYBOY, Ja'Da	2-LOVE, Paige DENGOKL, Sonora	3-WEAVER, K.J.
UNC GREENSBORO	12/10/15	95-52	15-KNUCKLES, Tiann	9-WEAVER, K.J.	5-LOVE, Paige	2-KNUCKLES, Tiann BRAYBOY, Ja'Da LOVE, Paige	None
at Coastal Carolina	12/14/15	63-52	14-DENGOKL, Sonor	7-BRAYBOY, Ja'Da	6-BRAYBOY, Ja'Da	2-BRAYBOY, Ja'Da	2-KNUCKLES, Tiann
FURMAN	12/18/15	84-71	14-KNUCKLES, Tiann	10-FITZGERALD, Bro	3-BRAYBOY, Ja'Da	3-WEAVER, K.J.	1-KNUCKLES, Tiann WEAVER, K.J. MAJOR, Chatori
at County University	12/21/15	49-67	11-BRAYBOY, Ja'Da	8-WILSON, Tiffany	2-BRAYBOY, Ja'Da DENGOKL, Sonora LOVE, Paige WALL, Jessica	3-WILSON, Tiffany	None
WINTHROP	12/29/15	63-55	28-MAJOR, Chatori	5-FITZGERALD, Bron WEBB, Khaila MAJOR, Chatori	5-BRAYBOY, Ja'Da	3-WEBB, Khaila	1-FITZGERALD, Bron
at Campbell	1/2/16	72-58	17-MAJOR, Chatori	5-WILSON, Tiffany	4-BRAYBOY, Ja'Da LOVE, Paige	3-BRAYBOY, Ja'Da	1-FITZGERALD, Bron MAJOR, Chatori
at Liberty	01-04-16	53-71	16-MAJOR, Chatori	5-FITZGERALD, Bron LOVE, Paige BRAYBOY, Ja'Da	4-BRAYBOY, Ja'Da	2-MAJOR, Chatori BRAYBOY, Ja'Da	1-FITZGERALD, Bron
at Charleston So.	01/09/16	58-50	19-MAJOR, Chatori	10-LOVE, Paige	3-LOVE, Paige BRAYBOY, Ja'Da	2-MAJOR, Chatori	3-FITZGERALD, Bron
LONGWOOD	1/12/16	81-42	14-KNUCKLES, Tiann	9-WILSON, Tiffany	5-WALL, Jessica	1-DENGOKL, Sonora LOVE, Paige KNUCKLES, Tianna WILSON, Tiffany BRAYBOY, Ja'Da	1-WILSON, Tiffany SMITH, Tyler
GARDNER-WEBB	1/16/16	56-58	18-KNUCKLES, Tiann	7-WILSON, Tiffany	3-WALL, Jessica LOVE, Paige	2-MAJOR, Chatori DENGOKL, Sonora WALL, Jessica WILSON, Tiffany FITZGERALD, Bron KNUCKLES, Tianna	1-KNUCKLES, Tiann
at High Point	1/23/16	82-81	25-MAJOR, Chatori	8-FITZGERALD, Bron WILSON, Tiffany	7-WEBB, Khaila	2-MAJOR, Chatori FITZGERALD, Bron	1-KNUCKLES, Tiann MAJOR, Chatori
PREBYTERIAN	01/26/16	68-59	20-MAJOR, Chatori	9-DENGOKL, Sonora	6-WEBB, Khaila	3-WEBB, Khaila	2-MAJOR, Chatori KNUCKLES, Tianna

2015-16 **UNC ASHEVILLE** Results/Game Highs

Asheville Game-by-Game Highs (as of Mar 16, 2016)
All games

Opponent	Date	Score	Points	Rebounds	Assists	Steals	Blocked shots
at Radford	01-30-16	54-46	13-WEBB, Khaila MAJOR, Chatori KNUCKLES, Tianna	6-WEAVER, K.J.	2-MAJOR, Chatori	1-MAJOR, Chatori FITZGERALD, Bron	1-MAJOR, Chatori WEBB, Khaila
at Winthrop	02/01/16	67-59	14-KNUCKLES, Tiann MAJOR, Chatori	8-FITZGERALD, Bron	4-WALL, Jessica	2-WILSON, Tiffany WEAVER, K.J. MAJOR, Chatori WEBB, Khaila	1-KNUCKLES, Tiann WEBB, Khaila
COASTAL CAROLINA	2/6/2016	77-69	20-KNUCKLES, Tiann	6-BRAYBOY, Ja'Da	2-WALL, Jessica WEBB, Khaila	2-BRAYBOY, Ja'Da	1-WEAVER, K.J. FITZGERALD, Bron
at Longwood	02/09/16	61-54	17-WEBB, Khaila	8-WEAVER, K.J.	4-BRAYBOY, Ja'Da	2-BRAYBOY, Ja'Da MAJOR, Chatori WEBB, Khaila	2-KNUCKLES, Tiann
LIBERTY	2/13/16	56-51	10-DENGOKL, Sonor	9-WEAVER, K.J.	1-MAJOR, Chatori WEAVER, K.J. LOVE, Paige DENGOKL, Sonora	3-WILSON, Tiffany	1-KNUCKLES, Tiann
RADFORD	02/16/16	58-48	18-MAJOR, Chatori	14-WEAVER, K.J.	1-WALL, Jessica KNUCKLES, Tianna WEBB, Khaila LOVE, Paige	2-WEAVER, K.J.	2-FITZGERALD, Bron WEAVER, K.J.
at Gardner-Webb	16WBGM	51-57	15-WEAVER, K.J.	8-WEAVER, K.J.	3-WEBB, Khaila	1-FITZGERALD, Bron WILSON, Tiffany	2-WEAVER, K.J.
CAMPBELL	02/27/16	56-64	18-MAJOR, Chatori	12-WEAVER, K.J.	3-BRAYBOY, Ja'Da	3-WEAVER, K.J.	2-WEAVER, K.J.
CHARLESTON SO.	03/01/16	91-68	18-FITZGERALD, Bro	15-FITZGERALD, Bro	3-WEBB, Khaila	2-MAJOR, Chatori	1-WALL, Jessica FITZGERALD, Bron WILSON, Tiffany
HIGH POINT	03/05/16	85-64	17-MAJOR, Chatori	7-WEAVER, K.J.	4-BRAYBOY, Ja'Da	1-MAJOR, Chatori DENGOKL, Sonora	2-WEAVER, K.J.
CAMPBELL	03/11/16	70-42	15-WEBB, Khaila	10-FITZGERALD, Bro	3-LOVE, Paige	1-LOVE, Paige TONEY, Alexis DENGOKL, Sonora KNUCKLES, Tianna WEBB, Khaila WILSON, Tiffany BRAYBOY, Ja'Da	2-KNUCKLES, Tiann
PRESBYTERIAN	03/12/16	65-55	22-MAJOR, Chatori	7-WEBB, Khaila	2-WEBB, Khaila KNUCKLES, Tianna	2-MAJOR, Chatori	3-WEAVER, K.J.
vs Liberty	03/13/16	64-62	21-MAJOR, Chatori	7-FITZGERALD, Bron WILSON, Tiffany WEAVER, K.J.	3-WEBB, Khaila MAJOR, Chatori	2-WEAVER, K.J.	3-MAJOR, Chatori

2015-16 **UNC ASHEVILLE** Points • Rebounds • Assists

at ETSU	11/13/15	68-74	L	16-4-2	DNP	0-0-0	5-2-4	3-1-0	5-1-0	2-5-0
at Wofford	11/17/15	70-63	W	10-1-2	DNP	0-3-1	10-6-3	0-2-0	12-6-0	4-1-0
MONTREAT	11-20-15	89-41	W	10-2-8	2-1-0	5-2-0	7-1-3	5-3-0	2-1-0	10-7-0
at Western Carolina	11/24/15	67-45	W	4-2-1	2-0-0	0-2-1	3-2-3	0-1-0	5-3-0	0-1-0
USC UPSTATE	11/27/15	68-59	W	6-2-0	DNP	3-1-0	10-2-1	2-2-0	8-4-0	0-0-0
at Presbyterian	11/30/15	72-63	W	16-7-2	DNP	7-1-0	4-2-3	2-1-0	0-0-0	0-0-0
WARREN WILSON COLLE	12/5/15	108-47	W	8-4-3	2-1-2	8-5-3	15-6-3	6-7-0	17-8-2	16-8-0
UNC GREENSBORO	12/10/15	95-52	W	10-5-2	0-1-0	0-2-4	7-0-4	DNP	8-4-0	6-1-0
at Coastal Carolina	12/14/15	63-52	W	9-1-0	DNP	0-0-0	7-2-0	DNP	14-5-0	0-0-0
FURMAN	12/18/15	84-71	W	11-6-2	DNP	2-2-1	8-3-0	DNP	7-3-0	DNP
at Clemson	12/21/15	49-67	L	8-4-0	0-0-0	1-1-2	7-3-1	0-0-0	8-3-2	0-3-0
WINTHROP	12/29/15	63-55	W	28-5-0	DNP	0-0-1	1-5-2	2-1-0	4-4-0	5-4-0
at Campbell	1/2/16	72-58	W	17-4-2	DNP	2-1-2	8-3-2	1-2-0	6-4-0	0-1-0
at Liberty	01-04-16	53-71	L	16-0-0	DNP	3-0-0	4-2-1	0-1-0	4-3-0	0-0-0
at Charleston So.	01/09/16	58-50	W	19-1-0	DNP	4-5-1	6-2-0	0-0-0	1-3-0	0-2-0
LONGWOOD	1/12/16	81-42	W	12-2-4	4-1-0	3-4-5	11-4-1	5-0-1	4-6-1	0-0-1
GARDNER-WEBB	1/16/16	56-58	L	9-3-0	DNP	0-0-3	8-4-0	2-1-0	8-0-0	DNP
at High Point	1/23/16	82-81	W	25-1-1	DNP	6-5-6	3-2-7	0-0-0	6-2-1	DNP
PRESBYTERIAN	01/26/16	68-59	W	20-4-2	DNP	6-2-3	12-5-6	DNP	4-9-1	DNP
at Radford	01-30-16	54-46	W	13-5-2	DNP	2-3-0	13-4-1	0-0-0	6-0-0	DNP
at Winthrop	02/01/16	67-59	W	14-2-3	DNP	3-0-4	12-5-1	DNP	8-6-0	DNP
COASTAL CAROLINA	2/6/2016	77-69	W	16-3-0	DNP	0-0-2	4-1-2	0-0-0	3-4-1	DNP
at Longwood	02/09/16	61-54	W	11-3-1	0-0-0	4-1-1	17-6-0	DNP	0-3-0	DNP
LIBERTY	2/13/16	56-51	W	6-2-1	DNP	4-0-0	8-1-0	DNP	10-5-1	DNP
RADFORD	02/16/16	58-48	W	18-2-0	DNP	2-2-1	8-2-1	DNP	3-1-0	DNP
at Gardner-Webb	16WBGM2	51-57	L	9-4-1	DNP	0-0-1	5-3-3	DNP	0-1-1	DNP
CAMPBELL	02/27/16	56-64	L	18-6-0	DNP	3-0-1	8-3-0	DNP	6-2-0	DNP
CHARLESTON SO.	03/01/16	91-68	W	12-2-0	0-0-0	6-0-2	10-3-3	3-1-0	10-5-0	1-0-0
HIGH POINT	03/05/16	85-64	W	17-6-0	DNP	2-0-1	14-4-2	2-0-0	7-5-0	DNP
CAMPBELL	03/11/16	70-42	W	14-2-1	0-1-0	9-0-2	15-4-1	1-1-0	8-2-2	0-1-0
PRESBYTERIAN	03/12/16	65-55	W	22-5-1	DNP	0-0-1	7-7-2	DNP	3-1-0	DNP
vs Liberty	03/13/16	64-62	W	21-5-3	DNP	9-3-2	2-3-3	DNP	0-0-0	DNP

Opponent	Date	Score		22 KNUCKLES,T	23 WILSON,TIF	24 BRAYBOY,JA	30 LOVE,PAIGE	31 WEAVER,KJ	32 TRANI,ALI	34 FITZGERALD
at ETSU	11/13/15	68-74	L	12-1-0	DNP	10-5-5	5-2-2	10-9-0	DNP	DNP
at Wofford	11/17/15	70-63	W	24-10-0	DNP	3-2-3	1-4-0	6-9-0	DNP	DNP
MONTREAT	11-20-15	89-41	W	15-1-1	DNP	8-3-4	6-6-2	7-3-2	4-1-1	8-3-0
at Western Carolina	11/24/15	67-45	W	15-2-0	DNP	11-7-4	13-6-0	12-10-1	0-0-0	2-2-0
USC UPSTATE	11/27/15	68-59	W	14-8-0	DNP	11-7-2	10-8-0	3-6-1	DNP	1-3-0
at Presbyterian	11/30/15	72-63	W	19-5-0	DNP	11-4-2	7-1-2	2-4-2	DNP	4-1-0
WARREN WILSON COLLE	12/5/15	108-47	W	13-3-0	DNP	3-3-4	9-2-3	3-3-0	3-3-1	5-5-1
UNC GREENSBORO	12/10/15	95-52	W	15-6-1	6-5-0	8-2-0	11-5-5	14-9-1	8-1-0	2-2-0
at Coastal Carolina	12/14/15	63-52	W	7-1-0	1-0-0	8-7-6	11-5-3	3-4-1	DNP	3-4-0
FURMAN	12/18/15	84-71	W	14-5-1	3-3-0	12-5-3	6-3-2	11-6-0	DNP	10-10-0
at Clemson	12/21/15	49-67	L	7-5-0	3-8-0	11-5-2	3-1-2	DNP	DNP	1-4-0
WINTHROP	12/29/15	63-55	W	12-4-0	3-1-0	2-2-5	3-1-3	DNP	DNP	3-5-0
at Campbell	1/2/16	72-58	W	15-2-1	7-5-0	12-3-4	0-1-4	DNP	DNP	4-4-0
at Liberty	01-04-16	53-71	L	3-3-0	0-1-0	10-5-4	5-5-3	DNP	DNP	8-5-0
at Charleston So.	01/09/16	58-50	W	14-4-0	5-8-0	5-2-3	2-10-3	DNP	DNP	2-2-0
LONGWOOD	1/12/16	81-42	W	14-3-0	6-9-0	9-4-2	4-4-2	DNP	0-0-0	9-5-0
GARDNER-WEBB	1/16/16	56-58	L	18-3-2	1-7-0	DNP	8-4-3	DNP	DNP	2-4-0
at High Point	1/23/16	82-81	W	16-4-1	9-8-1	DNP	DNP	5-4-0	DNP	12-8-0
PRESBYTERIAN	01/26/16	68-59	W	7-1-1	0-3-1	DNP	0-0-0	6-4-0	DNP	13-8-1
at Radford	01-30-16	54-46	W	13-2-0	2-4-0	0-4-1	DNP	3-6-1	DNP	2-3-0
at Winthrop	02/01/16	67-59	W	14-2-1	0-3-0	4-5-2	DNP	2-3-0	0-0-0	10-8-0
COASTAL CAROLINA	2/6/2016	77-69	W	20-2-1	6-5-0	11-6-1	2-2-0	4-3-0	DNP	11-3-0
at Longwood	02/09/16	61-54	W	10-3-0	7-4-0	4-5-4	2-2-0	1-8-0	DNP	5-4-0
LIBERTY	2/13/16	56-51	W	7-3-0	6-1-0	2-1-0	7-5-1	6-9-1	DNP	0-3-0
RADFORD	02/16/16	58-48	W	12-3-1	2-5-0	5-5-0	2-1-1	4-14-0	DNP	2-4-0
at Gardner-Webb	16WBGM2	51-57	L	4-1-2	4-1-0	5-4-1	0-1-1	15-8-1	DNP	9-5-0
CAMPBELL	02/27/16	56-64	L	0-4-0	0-4-0	8-1-3	2-1-2	8-12-0	DNP	3-1-0
CHARLESTON SO.	03/01/16	91-68	W	11-3-0	5-5-1	7-4-2	1-0-2	7-6-0	0-0-0	18-15-0
HIGH POINT	03/05/16	85-64	W	12-1-1	2-0-1	0-3-4	15-5-1	6-7-0	DNP	8-1-0
CAMPBELL	03/11/16	70-42	W	13-3-0	0-6-0	2-1-2	0-1-3	6-5-0	0-1-1	2-10-0
PRESBYTERIAN	03/12/16	65-55	W	15-6-2	0-1-0	12-3-1	2-1-1	2-4-0	DNP	2-2-0
vs Liberty	03/13/16	64-62	W	8-6-0	2-7-0	6-3-1	8-6-2	0-7-0	DNP	8-7-0

UNC ASHEVILLE KEY PLAYERS

Key Returners:

No.3 Chatori Major - *Junior, Guard*
-32 games, 32 starts...13.9 ppg...3.3 rpg...1.4 apg...43.1 FG Pct...39.0 3FG Pct

No.22 Tianna Knuckles - *Junior, Guard*
-32 games, 31 starts...12.3 ppg...3.4 rpg...0.5 apg...37.4 FG Pct...33.6 3FG Pct

No.24 Ja'Da Brayboy - *Junior, Guard*
-29 games, 25 starts...6.9 ppg...3.8 rpg...2.6 apg...35.9 FG Pct...79.7 FT Pct

No.30 Paige Love - *Senior, Guard*
-29 games, 22 starts...5.0 ppg...3.2 rpg...1.8 apg...36.6 FG Pct...66.7 FT Pct

No.31 K.J. Weaver - *Junior, Center*
-25 games, 20 starts...5.8 ppg...6.5 rpg...1.08 bpg...40.5 FG Pct...62.3 FT Pct

Major

Knuckles

Brayboy


Love

Weaver

Key Newcomers:

No.15 Sonora Dengokl - Freshman, Guard
-5'9" Sumter, S.C. native (Lakewood High School)

No.10 Jessica Wall - Freshman, Guard
-5'6" Chapel Hill, N.C.native (Chapel Hill High School)

Dengokl

Wall

2015-16 **UNC ASHEVILLE** Season Box Scores

Official Basketball Box Score -- Game Totals -- Final Statistics
Asheville vs ETSU
11/13/15 7:00 p.m. at Johnson City, Tenn. (Brooks Gym)

Asheville 68 • 0-1

##	Player		Total FG-FGA	3-Ptr FG-FGA	FT-FTA	Rebounds Off	Def	Tot	PF	TP	A	TO	Blk	Stl	Min
31	WEAVER, K.J.	c	4-7	0-0	2-4	3	6	9	3	10	0	3	2	0	23
03	MAJOR, Chatori	g	5-15	4-5	2-2	3	1	4	4	16	2	0	0	0	27
22	KNUCKLES, Tianna	g	4-11	2-6	2-4	0	1	1	3	12	0	2	0	2	31
24	BRAYBOY, Ja'Da	g	4-10	0-3	2-2	2	3	5	4	10	5	2	0	1	33
30	LOVE, Paige	g	2-6	1-3	0-0	1	1	2	4	5	2	1	0	4	27
10	WALL, Jessica		0-1	0-0	0-0	0	0	0	0	0	0	0	0	1	7
11	WEBB, Khaila		1-5	0-0	3-4	1	1	2	2	5	4	1	0	2	26
14	SMITH, Tyler		1-1	0-0	1-2	1	0	1	4	3	0	0	0	0	6
15	DENGOKL, Sonora		2-5	0-0	1-1	1	0	1	1	5	0	3	0	0	12
20	FISHER, Kelli		1-2	0-0	0-0	0	5	5	2	2	0	0	0	0	8
	Team					2	2	4							
	Totals		24-63	7-17	13-19	14	20	34	27	68	13	12	2	10	200

FG % 1st Half: 11-32 34.4% 2nd half: 13-31 41.9% Game: 24-63 38.1%
3FG % 1st Half: 4-8 50.0% 2nd half: 3-9 33.3% Game: 7-17 41.2%
FT % 1st Half: 9-11 81.8% 2nd half: 4-8 50.0% Game: 13-19 68.4%

Deadball Rebounds 1

ETSU 74 • 1-0

##	Player		Total FG-FGA	3-Ptr FG-FGA	FT-FTA	Rebounds Off	Def	Tot	PF	TP	A	TO	Blk	Stl	Min
24	Shomari Kendrick	f	0-1	0-0	0-0	1	1	2	3	0	0	1	2	0	10
30	Sadasia Tipps	f	2-4	0-0	4-6	3	5	8	1	8	0	5	3	1	31
02	Shamauria Bridges	g	5-15	2-9	5-6	1	3	4	2	17	2	1	0	1	35
10	Chandler Christopher	g	5-11	2-6	6-9	3	4	7	0	18	7	3	1	1	36
15	Tianna Tarter	g	4-10	2-2	1-3	2	3	5	4	11	1	5	0	0	28
03	Adriane Vaughan		1-1	0-0	0-0	1	1	2	1	2	2	0	0	0	11
04	Carley Lytton		0-1	0-1	0-0	0	1	1	2	0	0	1	0	1	9
22	Malloree Schurr		0-1	0-0	2-4	1	1	2	4	2	0	3	0	0	11
32	Mendy McNeese		0-0	0-0	4-6	0	0	0	0	4	0	0	0	0	1
45	Yamile Rodriguez		6-6	0-0	0-0	0	8	8	3	12	1	0	5	1	28
	Team					2	3	5				1			
	Totals		23-50	6-18	22-34	14	30	44	20	74	13	20	11	5	200

FG % 1st Half: 10-23 43.5% 2nd half: 13-27 48.1% Game: 23-50 46.0%
3FG % 1st Half: 3-7 42.9% 2nd half: 3-11 27.3% Game: 6-18 33.3%
FT % 1st Half: 13-21 61.9% 2nd half: 9-13 69.2% Game: 22-34 64.7%

Deadball Rebounds 5

Officials: Ben Smith, Ryan Freeman, Mark James
Technical fouls: Asheville-KNUCKLES, Tianna. ETSU-None.
Attendance: 710
UNC Asheville #24 flagrant one with 11.7 in 4th quarter

Score by periods	1st	2nd	3rd	4th	Total
Asheville	17	18	14	19	**68**
ETSU	14	22	17	21	**74**

Official Basketball Box Score -- Game Totals -- Final Statistics
Montreat vs Asheville
11-20-15 7 p.m. at Kimmel Arena/Asheville, N.C.

Montreat 41 • 1-4

##	Player		Total FG-FGA	3-Ptr FG-FGA	FT-FTA	Rebounds Off	Def	Tot	PF	TP	A	TO	Blk	Stl	Min
33	Ekaterina Sharova	f	2-4	2-4	0-0	0	4	4	2	6	1	4	0	0	29
34	Darah DeWalt	f	5-11	0-2	0-0	0	6	6	2	10	1	3	0	0	29
31	Shannon Jackson	c	4-8	0-0	0-0	2	3	5	3	8	3	3	1	0	22
05	Hannah Calloway	g	0-2	0-1	0-0	0	0	0	0	0	1	3	0	0	22
15	Arianna Williams	g	1-5	0-1	0-0	0	1	1	2	2	0	4	0	0	20
03	Niroshka Perez		2-8	1-4	3-4	0	2	2	0	8	2	1	0	0	14
04	Keni Haynes		0-1	0-1	0-0	0	0	0	2	0	1	2	0	0	8
21	Katie Dillon		1-4	1-4	0-0	0	2	2	3	3	1	4	0	0	22
24	Carlyn Attaway		1-1	0-0	0-0	1	0	1	1	2	1	1	0	0	15
35	Kelsey Jackson		0-2	0-0	0-0	1	0	1	0	0	0	0	0	0	3
44	Destiny Elkins		1-3	0-0	0-0	0	0	0	0	2	1	0	0	0	12
55	Nalijah Winfield		0-1	0-0	0-0	0	0	0	2	0	0	0	0	0	4
	Team					3	4	7				1			
	Totals		17-50	4-17	3-4	7	22	29	17	41	12	26	1	0	200

FG % 1st Half: 12-29 41.4% 2nd half: 5-21 23.8% Game: 17-50 34.0%
3FG % 1st Half: 4-11 36.4% 2nd half: 0-6 0.0% Game: 4-17 23.5%
FT % 1st Half: 1-2 50.0% 2nd half: 2-2 100.0 Game: 3-4 75.0%

Deadball Rebounds 1

Asheville 89 • 2-1

##	Player		Total FG-FGA	3-Ptr FG-FGA	FT-FTA	Rebounds Off	Def	Tot	PF	TP	A	TO	Blk	Stl	Min
30	LOVE, Paige	f	2-4	0-1	2-2	1	5	6	1	6	2	0	0	3	23
31	WEAVER, K.J.	c	2-4	0-0	3-4	1	2	3	0	7	2	1	2	0	11
03	MAJOR, Chatori	g	5-7	0-2	0-0	0	2	2	0	10	8	0	0	4	21
22	KNUCKLES, Tianna	g	6-13	3-9	0-0	0	1	1	0	15	1	0	1	2	19
24	BRAYBOY, Ja'Da	g	4-7	0-3	0-0	1	2	3	1	8	4	1	0	1	26
05	TONEY, Alexis		1-2	0-0	0-0	0	1	1	1	2	0	0	0	0	12
10	WALL, Jessica		2-3	1-2	0-0	0	2	2	0	5	0	0	0	1	13
11	WEBB, Khaila		3-7	1-2	0-1	1	0	1	1	7	3	1	1	0	23
14	SMITH, Tyler		2-4	0-1	1-2	1	2	3	0	5	0	0	1	1	16
15	DENGOKL, Sonora		1-2	0-0	0-0	0	1	1	3	2	0	1	0	0	11
20	FISHER, Kelli		4-4	0-0	2-2	2	5	7	0	10	0	0	1	0	10
32	TRANI, Ali		0-2	0-2	4-4	1	0	1	1	4	1	1	0	2	8
34	FITZGERALD, Bronaza		3-4	0-0	2-4	1	2	3	1	8	0	1	2	0	7
	Team					2	0	2				1			
	Totals		35-63	5-22	14-19	11	25	36	9	89	21	7	8	14	200

FG % 1st Half: 16-30 53.3% 2nd half: 19-33 57.6% Game: 35-63 55.6%
3FG % 1st Half: 4-12 33.3% 2nd half: 1-10 10.0% Game: 5-22 22.7%
FT % 1st Half: 4-8 50.0% 2nd half: 10-11 90.9% Game: 14-19 73.7%

Deadball Rebounds 1

Officials: Danielle Bittle, Nic Cappel, Antoine Love
Technical fouls: Montreat-None. Asheville-None.
Attendance: 756

Score by periods	1st	2nd	3rd	4th	Total
Montreat	14	15	6	6	**41**
Asheville	17	23	27	22	**89**

Official Basketball Box Score -- Game Totals -- Final Statistics
Asheville vs Wofford
11/17/15 6:00 pm at Benjamin Johnson Arena

Asheville 70 • 1-1

##	Player		Total FG-FGA	3-Ptr FG-FGA	FT-FTA	Rebounds Off	Def	Tot	PF	TP	A	TO	Blk	Stl	Min
22	KNUCKLES, Tianna	f	9-19	6-10	0-0	3	7	10	0	24	0	4	2	1	34
31	WEAVER, K.J.	c	3-7	0-0	0-0	6	3	9	5	6	0	3	0	0	24
03	MAJOR, Chatori	g	4-6	0-0	2-3	0	1	1	2	10	2	3	0	1	28
24	BRAYBOY, Ja'Da	g	1-7	1-2	0-0	1	1	2	2	3	3	3	0	4	23
30	LOVE, Paige	g	0-3	0-2	1-2	1	3	4	0	1	0	3	0	0	28
10	WALL, Jessica		0-1	0-1	0-0	0	3	3	0	0	1	0	0	0	6
11	WEBB, Khaila		2-6	0-0	6-7	0	6	6	3	10	3	3	0	2	29
14	SMITH, Tyler		0-2	0-1	0-0	1	1	2	1	0	0	0	0	0	11
15	DENGOKL, Sonora		4-7	0-0	4-5	3	3	6	1	12	0	0	0	0	13
20	FISHER, Kelli		2-2	0-0	0-0	1	0	1	0	4	0	0	0	0	4
	Team					2	3	5				1			
	Totals		25-60	7-16	13-17	18	31	49	14	70	9	20	2	8	200

FG % 1st Half: 16-36 44.4% 2nd half: 9-24 37.5% Game: 25-60 41.7%
3FG % 1st Half: 5-12 41.7% 2nd half: 2-4 50.0% Game: 7-16 43.8%
FT % 1st Half: 5-6 83.3% 2nd half: 8-11 72.7% Game: 13-17 76.5%

Deadball Rebounds 3,1

Wofford 63 • 0-2

##	Player		Total FG-FGA	3-Ptr FG-FGA	FT-FTA	Rebounds Off	Def	Tot	PF	TP	A	TO	Blk	Stl	Min
15	Ashton Fleming	f	3-11	1-2	1-3	5	6	11	3	8	0	1	1	0	33
22	Kentra Washington	f	6-14	1-3	3-4	1	4	5	5	16	3	6	1	2	29
10	Chanel Stokes	g	3-6	1-3	0-0	0	1	1	2	7	3	1	0	1	27
14	Jordan Frazier	g	4-10	2-3	2-2	0	1	1	3	12	3	1	0	4	25
21	Maria Corella	g	1-5	0-3	0-0	0	0	0	0	2	0	2	0	0	26
01	Chloe Wanink		4-6	2-3	0-0	1	2	3	4	10	2	0	0	2	20
03	Sarah Traynor		1-2	1-2	0-0	0	1	1	1	3	1	2	0	0	16
05	Marissa Bayer		0-0	0-0	0-0	1	0	1	0	0	2	0	0	0	3
13	Kelsey Lambdin		0-2	0-1	0-0	0	0	0	0	0	0	0	0	0	4
23	Peyton Walker		0-2	0-2	0-0	0	1	1	1	0	1	2	1	0	7
35	Amoshia Blakeney		2-4	1-2	0-0	0	0	0	1	5	0	2	0	0	10
	Team					0	3	3							
	Totals		24-62	9-24	6-9	8	19	27	20	63	15	17	3	9	200

FG % 1st Half: 9-23 39.1% 2nd half: 15-39 38.5% Game: 24-62 38.7%
3FG % 1st Half: 5-10 50.0% 2nd half: 4-14 28.6% Game: 9-24 37.5%
FT % 1st Half: 2-2 100.0 2nd half: 4-7 57.1% Game: 6-9 66.7%

Deadball Rebounds 0

Officials: Mark Hardcastle, Angel Stanton, Desmond A. Sullivan
Technical fouls: Asheville-None. Wofford-None.
Attendance: 171

Score by periods	1st	2nd	3rd	4th	Total
Asheville	18	24	10	18	**70**
Wofford	12	13	14	24	**63**

Official Basketball Box Score -- Game Totals -- Final Statistics
Asheville vs Western Carolina
11/24/15 5:00 PM at Cullowhee, NC

Asheville 67 • 3-1

##	Player		Total FG-FGA	3-Ptr FG-FGA	FT-FTA	Rebounds Off	Def	Tot	PF	TP	A	TO	Blk	Stl	Min
31	WEAVER, K.J.	c	5-9	0-0	2-4	5	5	10	2	12	1	2	2	1	31
03	MAJOR, Chatori	g	2-7	0-1	0-0	0	2	2	2	4	1	0	1	3	30
22	KNUCKLES, Tianna	g	6-15	3-9	0-0	0	2	2	2	15	0	3	0	1	27
24	BRAYBOY, Ja'Da	g	3-10	1-4	4-4	0	7	7	1	11	4	1	0	0	31
30	LOVE, Paige	g	6-12	1-4	0-1	2	4	6	0	13	0	0	1	1	29
05	TONEY, Alexis		1-2	0-0	0-0	0	0	0	0	2	0	0	0	0	1
10	WALL, Jessica		0-0	0-0	0-0	0	2	2	0	0	1	0	0	1	11
11	WEBB, Khaila		1-5	0-0	1-2	1	1	2	0	3	3	1	0	1	17
14	SMITH, Tyler		0-0	0-0	0-0	0	1	1	0	0	0	1	0	0	3
15	DENGOKL, Sonora		2-4	0-0	1-2	1	2	3	2	5	0	1	0	0	13
20	FISHER, Kelli		0-0	0-0	0-0	0	1	1	0	0	0	0	0	0	2
32	TRANI, Ali		0-0	0-0	0-0	0	0	0	1	0	0	0	0	0	2
34	FITZGERALD, Bronaza		0-1	0-0	2-2	1	1	2	1	2	0	0	1	0	3
	Team					2	1	3							
	Totals		26-65	5-18	10-15	12	29	41	11	67	10	9	5	8	200

FG % 1st Half: 15-32 46.9% 2nd half: 11-33 33.3% Game: 26-65 40.0%
3FG % 1st Half: 3-10 30.0% 2nd half: 2-8 25.0% Game: 5-18 27.8%
FT % 1st Half: 6-9 66.7% 2nd half: 4-6 66.7% Game: 10-15 66.7%

Deadball Rebounds 1

Western Carolina 45 • 2-3

##	Player		Total FG-FGA	3-Ptr FG-FGA	FT-FTA	Rebounds Off	Def	Tot	PF	TP	A	TO	Blk	Stl	Min
25	Joseph,Erika	f	3-7	0-0	0-0	3	2	5	0	6	0	0	0	1	27
35	Burleson,Lindsey	c	1-3	0-0	0-0	2	0	2	0	2	0	0	0	0	5
03	Hough,Kyia	g	1-8	0-1	2-3	1	5	6	2	4	4	6	0	1	30
15	Simpson,Lindsay	g	5-9	4-7	0-0	0	1	1	2	14	0	1	0	0	18
22	Easter,Ace	g	2-7	0-1	0-0	0	1	1	1	4	0	2	0	0	20
11	Bonner,Sherae		1-9	0-0	0-0	2	6	8	3	2	1	0	1	1	20
20	Allen,Angel		2-4	1-3	0-2	2	3	5	2	5	0	0	0	1	19
23	Mitchem,JonTay		0-3	0-2	0-0	0	2	2	3	0	0	2	0	0	11
31	Farrington,Raziyah		2-10	0-2	2-2	0	4	4	1	6	1	2	0	0	22
34	Brown,Julia		1-3	0-0	0-1	2	1	3	4	2	0	3	0	0	11
40	Wester,Mika		0-1	0-0	0-0	0	0	0	1	0	0	1	0	0	2
44	Mack,Brianne		0-0	0-0	0-0	1	0	1	1	0	0	1	1	0	11
52	Hatfield,Emily		0-0	0-0	0-0	0	0	0	1	0	0	0	1	0	4
	Team					4	6	10				2			
	Totals		18-64	5-16	4-8	17	31	48	21	45	6	20	3	4	200

FG % 1st Half: 13-36 36.1% 2nd half: 5-28 17.9% Game: 18-64 28.1%
3FG % 1st Half: 3-8 37.5% 2nd half: 2-8 25.0% Game: 5-16 31.3%
FT % 1st Half: 0-2 0.0% 2nd half: 4-6 66.7% Game: 4-8 50.0%

Deadball Rebounds 4

Officials: Dawn Marsh, Kim Crabtree, Daniel Drake
Technical fouls: Asheville-None. Western Carolina-None.
Attendance:

Score by periods	1st	2nd	3rd	4th	Total
Asheville	23	16	12	16	**67**
Western Carolina	16	13	6	10	**45**

2015-16 **UNC ASHEVILLE** Season Box Scores

Official Basketball Box Score -- Game Totals -- Final Statistics
USC Upstate vs Asheville
11/27/15 3:00 p.m. at Asheville, N.C. (Kimmel Arena)

USC Upstate 59 • 3-3

##	Player		Total FG-FGA	3-Ptr FG-FGA	FT-FTA	Rebounds Off	Def	Tot	PF	TP	A	TO	Blk	Stl	Min
34	STARLING, Brittany	c	4-10	0-0	0-2	3	10	13	4	8	3	2	0	1	26
03	HADDOCK, Travonda	g	5-11	0-1	3-3	4	2	6	1	13	2	0	0	0	26
11	CLENCY, Brittany	g	6-17	3-6	2-2	4	2	6	1	17	0	1	0	0	35
13	JEFFERSON, Raven	g	0-5	0-3	0-0	1	2	3	1	0	0	2	0	1	17
21	DICKERSON, Kristen	g	2-11	1-5	3-5	1	4	5	2	8	2	4	0	1	32
00	ROBINSON, Rose		0-1	0-0	0-0	0	0	0	0	0	0	0	0	0	1
01	THORPE, Tamera		1-2	0-0	0-0	0	0	0	0	2	0	1	0	1	7
14	AGRUSA, Vanessa		2-4	1-2	0-0	0	1	1	3	5	0	2	0	0	11
20	WENSLER, Bailey		0-5	0-3	0-0	0	1	1	0	0	1	0	0	0	17
23	SWAIN, DeNisha		2-3	0-1	0-0	1	0	1	4	4	1	2	0	1	14
24	DAVIS, A'Lexxus		0-2	0-0	2-2	1	3	4	4	2	0	1	0	0	12
35	HADLER, Victoria		0-0	0-0	0-0	0	0	0	0	0	0	0	0	0	2
	Team					2	3	5							
	Totals		22-71	5-21	10-14	17	28	45	20	59	9	15	0	5	200

FG % 1st Half: 11-35 31.4% 2nd half: 11-36 30.6% Game: 22-71 31.0%
3FG % 1st Half: 3-10 30.0% 2nd half: 2-11 18.2% Game: 5-21 23.8%
FT % 1st Half: 4-7 57.1% 2nd half: 6-7 85.7% Game: 10-14 71.4%

Deadball Rebounds 1

Asheville 68 • 4-1

##	Player		Total FG-FGA	3-Ptr FG-FGA	FT-FTA	Rebounds Off	Def	Tot	PF	TP	A	TO	Blk	Stl	Min
31	WEAVER, K.J.	c	1-8	0-0	1-2	2	4	6	3	3	1	0	1	2	22
03	MAJOR, Chatori	g	2-9	0-1	2-2	1	1	2	3	6	0	3	0	2	24
22	KNUCKLES, Tianna	g	6-13	2-6	0-0	1	7	8	3	14	0	2	0	1	30
24	BRAYBOY, Ja'Da	g	4-10	0-2	3-4	1	6	7	2	11	2	2	0	2	32
30	LOVE, Paige	g	3-8	0-1	4-5	0	8	8	1	10	0	2	0	2	37
10	WALL, Jessica		1-1	1-1	0-0	0	1	1	0	3	0	0	0	0	3
11	WEBB, Khaila		3-6	0-0	4-4	0	2	2	1	10	1	2	0	0	23
14	SMITH, Tyler		0-1	0-0	2-2	1	1	2	1	2	0	0	0	0	6
15	DENGOKL, Sonora		2-6	0-0	4-5	2	2	4	1	8	0	0	0	0	11
20	FISHER, Kelli		0-0	0-0	0-0	0	0	0	1	0	0	0	0	0	7
34	FITZGERALD, Bronaza		0-0	0-0	1-2	2	1	3	2	1	0	1	0	0	5
	Team					3	2	5							
	Totals		22-62	3-11	21-26	13	35	48	18	68	4	12	1	9	200

FG % 1st Half: 10-30 33.3% 2nd half: 12-32 37.5% Game: 22-62 35.5%
3FG % 1st Half: 2-5 40.0% 2nd half: 1-6 16.7% Game: 3-11 27.3%
FT % 1st Half: 11-12 91.7% 2nd half: 10-14 71.4% Game: 21-26 80.8%

Deadball Rebounds 4

Officials: Mark Hardcastle, Dan Outlaw, Brad McMillion
Technical fouls: USC Upstate-None. Asheville-None.
Attendance: 360

Score by periods	1st	2nd	3rd	4th	Total
USC Upstate	16	13	8	22	**59**
Asheville	16	17	17	18	**68**

Official Basketball Box Score -- Game Totals -- Final Statistics
Asheville vs Prebyterian
11/30/15 7:00 PM at Clinton, S.C. (Templeton Center)

Asheville 72 • 5-1, 1-0 BSC

##	Player		Total FG-FGA	3-Ptr FG-FGA	FT-FTA	Rebounds Off	Def	Tot	PF	TP	A	TO	Blk	Stl	Min
31	WEAVER, K.J.	c	0-2	0-0	2-2	0	4	4	4	2	2	2	2	0	25
03	MAJOR, Chatori	g	5-9	2-6	4-6	3	4	7	1	16	2	2	0	1	28
22	KNUCKLES, Tianna	g	7-16	4-10	1-2	0	5	5	3	19	0	2	0	1	35
24	BRAYBOY, Ja'Da	g	4-6	3-3	0-2	1	3	4	3	11	2	1	0	0	32
30	LOVE, Paige	g	2-7	0-4	3-4	1	0	1	2	7	2	0	0	1	29
10	WALL, Jessica		1-1	1-1	4-4	0	1	1	0	7	0	0	0	1	8
11	WEBB, Khaila		2-5	0-1	0-0	2	0	2	0	4	3	1	0	0	24
14	SMITH, Tyler		1-2	0-0	0-0	1	0	1	0	2	0	0	0	0	6
15	DENGOKL, Sonora		0-0	0-0	0-0	0	0	0	1	0	0	0	0	0	5
20	FISHER, Kelli		0-0	0-0	0-0	0	0	0	0	0	0	1	0	0	2
34	FITZGERALD, Bronaza		1-1	0-0	2-2	1	0	1	0	4	0	1	1	1	6
	Team					2	2	4							
	Totals		23-49	10-25	16-22	11	19	30	14	72	11	11	3	5	200

FG % 1st Half: 12-26 46.2% 2nd half: 11-23 47.8% Game: 23-49 46.9%
3FG % 1st Half: 7-15 46.7% 2nd half: 3-10 30.0% Game: 10-25 40.0%
FT % 1st Half: 2-2 100.0 2nd half: 14-20 70.0% Game: 16-22 72.7%

Deadball Rebounds 3

Prebyterian 63 • 2-5, 0-1 BSC

##	Player		Total FG-FGA	3-Ptr FG-FGA	FT-FTA	Rebounds Off	Def	Tot	PF	TP	A	TO	Blk	Stl	Min
05	WALKER, Rebecca	f	3-6	1-2	1-1	2	2	4	3	8	1	1	1	0	32
32	VIROLA, Salina	f	3-5	1-1	0-0	2	2	4	4	7	0	2	0	0	25
10	STOREY, Cortney	g	2-7	1-2	0-0	0	4	4	4	5	4	2	0	1	34
12	KELLY, Aianna	g	6-13	2-3	3-4	2	3	5	4	17	2	3	0	0	35
21	PETTY, Taylor	g	2-4	1-3	5-6	0	2	2	2	10	1	3	0	0	22
14	MILES, Janie		4-8	1-5	1-2	0	1	1	3	10	1	0	0	0	21
15	CLIFTON, Yakima		0-1	0-0	0-0	0	1	1	1	0	1	2	0	1	4
25	MASON, Tia		1-3	0-0	0-0	1	0	1	0	2	0	1	0	0	6
30	REFFNER, Kaycie		1-1	0-0	0-0	0	0	0	0	2	0	0	0	0	6
45	WAGNER, Allie		1-5	0-1	0-0	0	0	0	1	2	0	0	0	0	15
	Team					6	3	9							
	Totals		23-53	7-17	10-13	13	18	31	22	63	10	14	1	2	200

FG % 1st Half: 10-26 38.5% 2nd half: 13-27 48.1% Game: 23-53 43.4%
3FG % 1st Half: 2-8 25.0% 2nd half: 5-9 55.6% Game: 7-17 41.2%
FT % 1st Half: 4-5 80.0% 2nd half: 6-8 75.0% Game: 10-13 76.9%

Deadball Rebounds 1

Officials: Billy Smith, Talisa Green, Anthony Oliver
Technical fouls: Asheville-None. Prebyterian-None.
Attendance: 339

Score by periods	1st	2nd	3rd	4th	Total
Asheville	18	15	16	23	**72**
Prebyterian	13	13	15	22	**63**

Official Basketball Box Score -- Game Totals -- Final Statistics
Warren Wilson College vs Asheville
12/5/15 2:00 p.m. at Kimmel Arena, Asheville, N.C.

Warren Wilson College 47 • 6-6

##	Player		Total FG-FGA	3-Ptr FG-FGA	FT-FTA	Rebounds Off	Def	Tot	PF	TP	A	TO	Blk	Stl	Min
03	GODFREY, Amber	*	1-3	1-2	0-0	0	7	7	4	3	1	1	0	0	22
11	HUCH, Bethany	*	0-4	0-2	2-2	2	1	3	2	2	3	3	0	1	31
12	CHILDERS, Christina	*	0-0	0-0	0-0	0	0	0	1	0	0	0	0	0	5
33	BRADBURY, Lilvia	*	1-5	0-0	0-2	0	2	2	0	2	0	0	1	0	21
50	CHURCH, Allison	*	2-6	1-2	0-0	0	0	0	4	5	0	0	0	0	18
00	OGLESBY, Tashi		0-0	0-0	0-0	0	0	0	0	0	0	0	0	0	1
10	DUMAS, Danasia		7-22	1-8	6-7	2	6	8	1	21	0	4	0	4	33
15	O'BRIEN, Brogan		1-2	0-0	0-0	1	1	2	1	2	0	0	0	0	13
22	BODNAR, Lindsay		0-1	0-0	1-2	1	1	2	2	1	0	4	0	0	21
23	BEASLEY, Samantha		0-2	0-1	0-0	1	0	1	0	0	0	1	0	1	6
32	McCRIMMON, Jada		2-13	1-7	6-9	2	2	4	3	11	0	6	0	1	28
	Team					2	2	4							
	Totals		14-58	4-22	15-22	11	22	33	18	47	4	19	1	7	199

FG % 1st Half: 9-28 32.1% 2nd half: 5-30 16.7% Game: 14-58 24.1%
3FG % 1st Half: 2-10 20.0% 2nd half: 2-12 16.7% Game: 4-22 18.2%
FT % 1st Half: 7-7 100.0 2nd half: 8-15 53.3% Game: 15-22 68.2%

Deadball Rebounds 5

Asheville 108 • 6-1 (1-0 BSC)

##	Player		Total FG-FGA	3-Ptr FG-FGA	FT-FTA	Rebounds Off	Def	Tot	PF	TP	A	TO	Blk	Stl	Min
03	MAJOR, Chatori	*	4-10	0-1	0-2	1	3	4	0	8	3	1	0	0	18
22	KNUCKLES, Tianna	*	5-8	3-5	0-0	0	3	3	0	13	0	0	0	0	15
24	BRAYBOY, Ja'Da	*	1-6	1-4	0-0	0	3	3	2	3	4	1	0	1	18
30	LOVE, Paige	*	4-8	1-3	0-0	1	1	2	2	9	3	1	0	2	15
31	WEAVER, K.J.	*	1-4	0-0	1-2	2	1	3	1	3	0	0	3	0	9
05	TONEY, Alexis		1-6	0-0	0-0	1	0	1	2	2	2	0	0	0	11
10	WALL, Jessica		3-5	2-3	0-0	1	4	5	0	8	3	1	0	1	24
11	WEBB, Khaila		6-10	1-3	2-2	3	3	6	3	15	3	1	0	1	20
14	SMITH, Tyler		1-3	1-1	3-4	3	4	7	0	6	0	0	0	1	10
15	DENGOKL, Sonora		8-16	0-0	1-2	4	4	8	2	17	2	2	0	2	23
20	FISHER, Kelli		7-8	0-0	2-4	5	3	8	0	16	0	0	0	0	11
32	TRANI, Ali		1-4	1-3	0-0	0	3	3	2	3	1	0	0	0	16
34	FITZGERALD, Bronaza		1-4	0-0	3-4	4	1	5	2	5	1	4	1	0	10
	Team					2	2	4							
	Totals		43-92	10-23	12-20	27	35	62	16	108	22	11	4	8	200

FG % 1st Half: 17-45 37.8% 2nd half: 26-47 55.3% Game: 43-92 46.7%
3FG % 1st Half: 5-15 33.3% 2nd half: 5-8 62.5% Game: 10-23 43.5%
FT % 1st Half: 7-13 53.8% 2nd half: 5-7 71.4% Game: 12-20 60.0%

Deadball Rebounds 8

Officials: Erica Bradley, Tim Bostic, Jeffery Feldhaus
Technical fouls: Warren Wilson College-None. Asheville-None.
Attendance: 557

Score by periods	1st	2nd	3rd	4th	Total
Warren Wilson College	11	16	8	12	**47**
Asheville	27	19	31	31	**108**

Official Basketball Box Score -- Game Totals -- Final Statistics
UNC Greensboro vs Asheville
12/10/15 7:00 p.m. at Kimmel Arena/Asheville, N.C.

UNC Greensboro 52 • 4-6, 0-0 SoCon

##	Player		Total FG-FGA	3-Ptr FG-FGA	FT-FTA	Rebounds Off	Def	Tot	PF	TP	A	TO	Blk	Stl	Min
01	Keli Foster	*	0-2	0-1	0-0	0	0	0	0	0	0	0	0	0	9
12	Lucy Mason	*	7-22	0-4	3-3	3	3	6	3	17	2	3	0	1	40
14	Bailey Williams	*	0-3	0-2	0-0	0	1	1	1	0	0	2	0	0	14
22	India Timpton	*	0-1	0-0	0-0	1	4	5	2	0	1	5	0	0	21
44	Mariah Wilson	*	1-2	0-0	0-1	2	1	3	5	2	0	0	1	0	15
02	Kaitlin Callahan		2-4	0-0	0-0	1	1	2	1	4	0	2	0	0	20
10	Gena Penick		3-8	0-0	1-5	5	4	9	4	7	0	2	0	1	13
15	Jade Scaife		2-4	0-0	3-4	2	3	5	1	7	1	2	0	0	20
21	Medena Bartley		1-5	0-0	0-0	2	1	3	1	2	0	0	1	0	9
24	Arielle Harvey		2-6	1-3	2-2	1	1	2	2	7	0	1	0	1	12
25	Shanese Harris		3-9	0-2	0-0	0	0	0	0	6	0	4	0	3	27
	Team					2	4	6							
	Totals		21-66	1-12	9-15	19	23	42	20	52	4	21	2	6	200

FG % 1st Half: 7-27 25.9% 2nd half: 14-39 35.9% Game: 21-66 31.8%
3FG % 1st Half: 0-6 0.0% 2nd half: 1-6 16.7% Game: 1-12 8.3%
FT % 1st Half: 4-5 80.0% 2nd half: 5-10 50.0% Game: 9-15 60.0%

Deadball Rebounds 2,1

Asheville 95 • 7-1, 1-0 BSC

##	Player		Total FG-FGA	3-Ptr FG-FGA	FT-FTA	Rebounds Off	Def	Tot	PF	TP	A	TO	Blk	Stl	Min
03	MAJOR, Chatori	*	3-10	0-1	4-5	2	3	5	2	10	2	0	0	1	24
22	KNUCKLES, Tianna	*	5-9	5-7	0-0	0	6	6	3	15	1	3	0	2	20
24	BRAYBOY, Ja'Da	*	3-7	0-3	2-2	0	2	2	2	8	0	2	0	2	24
30	LOVE, Paige	*	5-9	1-1	0-1	3	2	5	0	11	5	1	0	2	25
34	FITZGERALD, Bronaza	*	0-2	0-0	2-2	0	2	2	4	2	0	1	0	0	6
05	TONEY, Alexis		0-1	0-0	0-0	1	0	1	0	0	0	0	0	0	4
10	WALL, Jessica		0-1	0-1	0-0	0	2	2	0	0	4	1	0	1	20
11	WEBB, Khaila		2-4	0-1	3-3	0	0	0	2	7	4	2	0	1	23
15	DENGOKL, Sonora		4-9	0-0	0-1	0	4	4	1	8	0	0	0	0	15
20	FISHER, Kelli		3-5	0-0	0-0	1	0	1	1	6	0	0	0	1	6
23	WILSON, Tiffany		3-4	0-0	0-2	4	1	5	3	6	0	1	0	0	8
31	WEAVER, K.J.		5-9	0-0	4-4	5	4	9	1	14	1	0	0	1	19
32	TRANI, Ali		3-4	2-3	0-0	1	0	1	0	8	0	1	0	1	5
	Team					0	4	4							
	Totals		36-74	8-17	15-20	17	30	47	19	95	17	12	0	12	199

FG % 1st Half: 16-37 43.2% 2nd half: 20-37 54.1% Game: 36-74 48.6%
3FG % 1st Half: 4-7 57.1% 2nd half: 4-10 40.0% Game: 8-17 47.1%
FT % 1st Half: 4-6 66.7% 2nd half: 11-14 78.6% Game: 15-20 75.0%

Deadball Rebounds 2,1

Officials: Angelica Suffren, Mark Hardcastle, Meadow Overstreet
Technical fouls: UNC Greensboro-None. Asheville-None.
Attendance: 672

Score by periods	1st	2nd	3rd	4th	Total
UNC Greensboro	11	7	18	16	**52**
Asheville	19	21	22	33	**95**

2015-16 **UNC ASHEVILLE** Season Box Scores

Official Basketball Box Score -- Game Totals -- Final Statistics
Asheville vs Coastal Carolina
12/14/15 7:00 p.m. at The HTC Center - Conway, S.C.

Asheville 63 • 8-1, 2-0 BSC

##	Player		Total FG-FGA	3-Ptr FG-FGA	FT-FTA	Rebounds Off	Def	Tot	PF	TP	A	TO	Blk	Stl	Min
31	WEAVER, K.J.	c	1-2	0-0	1-2	0	4	4	1	3	1	2	1	0	27
03	MAJOR, Chatori	g	4-7	1-3	0-0	0	1	1	4	9	0	3	0	0	13
22	KNUCKLES, Tianna	g	2-2	1-1	2-2	0	1	1	4	7	0	1	2	0	12
24	BRAYBOY, Ja'Da	g	2-7	0-3	4-6	2	5	7	2	8	6	5	0	2	37
30	LOVE, Paige	g	2-7	1-4	6-8	1	4	5	1	11	3	4	0	0	37
10	WALL, Jessica		0-1	0-1	0-0	0	0	0	1	0	0	0	0	0	9
11	WEBB, Khaila		3-5	1-1	0-0	0	2	2	0	7	0	3	0	1	25
15	DENGOKL, Sonora		4-5	0-0	6-8	2	3	5	2	14	0	4	1	0	26
20	FISHER, Kelli		0-0	0-0	0-0	0	0	0	0	0	0	0	0	0	1
23	WILSON, Tiffany		0-0	0-0	1-2	0	0	0	4	1	0	2	0	0	5
34	FITZGERALD, Bronaza		0-1	0-0	3-4	2	2	4	2	3	0	0	0	0	8
	Team					0	6	6							
	Totals		18-37	4-13	23-32	7	28	35	21	63	10	24	4	3	200

FG % 1st Half: 6-18 33.3% 2nd half: 12-19 63.2% Game: 18-37 48.6%
3FG % 1st Half: 2-7 28.6% 2nd half: 2-6 33.3% Game: 4-13 30.8%
FT % 1st Half: 12-18 66.7% 2nd half: 11-14 78.6% Game: 23-32 71.9%

Deadball Rebounds 6,1

Coastal Carolina 52 • 4-5, 0-2 BSC

##	Player		Total FG-FGA	3-Ptr FG-FGA	FT-FTA	Rebounds Off	Def	Tot	PF	TP	A	TO	Blk	Stl	Min
01	MILLER, Yasmin	f	1-12	0-2	3-4	0	2	2	4	5	0	1	0	0	25
34	ROBINSON, Alexis	f	6-14	0-0	0-0	5	3	8	2	12	1	1	0	3	29
14	GIBSON, Ced	g	5-14	1-5	2-3	0	3	3	3	13	5	1	0	2	31
20	CARLTON, Olivia	g	0-2	0-1	4-4	1	2	3	1	4	0	2	0	0	21
22	ISAACS, Nicole	g	3-7	2-6	0-0	1	1	2	4	8	0	0	0	3	23
04	BANYARD, Derriel		0-1	0-0	0-0	0	0	0	1	0	0	0	0	0	8
10	ADAMS, Jas		2-6	2-5	1-3	4	0	4	3	7	0	3	0	1	20
21	ALBERT, Patricia		0-1	0-0	0-0	1	0	1	4	0	0	0	0	0	4
23	ISAACS, Stephanie		1-3	0-0	1-2	3	1	4	3	3	2	2	0	2	21
31	GREGORY, Rachael		0-5	0-0	0-0	3	0	3	2	0	0	1	0	0	11
40	WILLIAMS, Jamie		0-0	0-0	0-0	0	0	0	4	0	0	2	0	0	7
	Team					1	3	4				2			
	Totals		18-65	5-19	11-16	19	15	34	31	52	8	15	0	11	200

FG % 1st Half: 11-31 35.5% 2nd half: 7-34 20.6% Game: 18-65 27.7%
3FG % 1st Half: 2-6 33.3% 2nd half: 3-13 23.1% Game: 5-19 26.3%
FT % 1st Half: 6-7 85.7% 2nd half: 5-9 55.6% Game: 11-16 68.8%

Deadball Rebounds 4

Officials: Lawson Newton, Kristie Weed, Wesley Carter
Technical fouls: Asheville-None. Coastal Carolina-None.
Attendance: 316

Score by periods	1st	2nd	3rd	4th	Total
Asheville	16	10	16	21	**63**
Coastal Carolina	20	10	8	14	**52**

Official Basketball Box Score -- Game Totals -- Final Statistics
UNC Asheville vs Clemson
12/21/15 12:00 PM at Clemson, SC

UNC Asheville 49 • 9-2

##	Player		Total FG-FGA	3-Ptr FG-FGA	FT-FTA	Rebounds Off	Def	Tot	PF	TP	A	TO	Blk	Stl	Min
03	MAJOR, Chatori	*	2-9	1-3	3-3	1	3	4	2	8	0	2	0	0	20
22	KNUCKLES, Tianna	*	1-7	1-6	4-4	0	5	5	4	7	0	5	0	1	30
24	BRAYBOY, Ja'Da	*	4-6	1-1	2-3	0	5	5	1	11	2	4	0	2	25
30	LOVE, Paige	*	1-5	0-2	1-2	0	1	1	2	3	2	0	0	2	30
34	FITZGERALD, Bronaza	*	0-4	0-0	1-4	2	2	4	0	1	0	0	0	0	20
05	TONEY, Alexis		0-0	0-0	0-0	0	0	0	0	0	0	0	0	0	0+
10	WALL, Jessica		0-1	0-1	1-2	1	0	1	0	1	2	0	0	0	12
11	WEBB, Khaila		3-5	1-1	0-0	2	1	3	1	7	1	4	0	0	23
14	SMITH, Tyler		0-0	0-0	0-0	0	0	0	0	0	0	0	0	0	1
15	DENGOKL, Sonora		3-7	0-0	2-4	2	1	3	1	8	2	3	0	0	17
20	FISHER, Kelli		0-2	0-0	0-0	1	2	3	0	0	0	1	0	0	3
23	WILSON, Tiffany		1-2	0-0	1-2	1	7	8	2	3	0	5	0	3	19
	Team					5	2	7	1						
	Totals		15-48	4-14	15-24	15	29	44	14	49	9	24	0	8	200

FG % 1st Half: 5-21 23.8% 2nd half: 10-27 37.0% Game: 15-48 31.3%
3FG % 1st Half: 1-5 20.0% 2nd half: 3-9 33.3% Game: 4-14 28.6%
FT % 1st Half: 7-12 58.3% 2nd half: 8-12 66.7% Game: 15-24 62.5%

Deadball Rebounds 4,1

Clemson 67 • 4-8

##	Player		Total FG-FGA	3-Ptr FG-FGA	FT-FTA	Rebounds Off	Def	Tot	PF	TP	A	TO	Blk	Stl	Min
03	Cardaci,Victoria	g	2-6	1-5	0-0	1	6	7	1	5	3	3	0	1	31
05	Edwards,Danielle	g	6-10	3-3	5-6	0	2	2	2	20	3	0	0	3	29
00	Perry,Nelly	w	5-10	1-4	2-4	0	2	2	2	13	0	0	2	1	23
11	Lefft,Gadson		0-1	0-0	0-0	1	0	1	0	0	0	0	0	2	4
12	Collier,Aliyah		2-9	0-2	4-4	1	4	5	3	8	2	5	1	3	27
14	Mosley,Paige	p	5-10	1-2	0-0	2	1	3	2	11	2	1	2	2	28
20	Diarra,Sirah		0-1	0-0	0-0	1	0	1	0	0	0	0	0	0	3
21	Johnson,MaKayla		0-1	0-0	0-0	0	1	1	2	0	0	0	1	0	12
32	Roos,Morgan		0-0	0-0	0-0	0	0	0	0	0	0	0	1	0	1
33	Carter,Alexis		2-6	1-3	1-2	0	2	2	2	6	4	2	0	2	27
34	Wright,Justice	p	2-4	0-0	0-0	0	4	4	4	4	0	1	1	0	15
	Team					1	1	2				1			
	Totals		24-58	7-19	12-16	7	23	30	18	67	14	13	8	14	200

FG % 1st Half: 12-30 40.0% 2nd half: 12-28 42.9% Game: 24-58 41.4%
3FG % 1st Half: 3-10 30.0% 2nd half: 4-9 44.4% Game: 7-19 36.8%
FT % 1st Half: 3-4 75.0% 2nd half: 9-12 75.0% Game: 12-16 75.0%

Deadball Rebounds 1

Officials: Cameron Inouye, Kevin Dillard, Brandon Enterline
Technical fouls: UNC Asheville-Team. Clemson-None.
Attendance: 622

Score by periods	1st	2nd	3rd	4th	Total
UNC Asheville	5	13	14	17	**49**
Clemson	12	18	21	16	**67**

Points	In Paint	Off T/O	2nd Chance	Fast Break	Bench
AVL	16	14	12	4	19
CU	30	29	6	6	14

Last FG - AVL 4th-00:30, CU 4th-01:25.
Largest lead - AVL None, CU by 26 3rd-06:11.
AVL led for 00:00. CU led for 38:22. Game was tied for 01:31.

Score tied - 0 times.
Lead changed - 0 times.

Official Basketball Box Score -- Game Totals -- Final Statistics
Furman vs Asheville
12/18/15 11:30 a.m. at Asheville, N.C. (Kimmel Arena)

Furman 71 • 6-5

##	Player		Total FG-FGA	3-Ptr FG-FGA	FT-FTA	Rebounds Off	Def	Tot	PF	TP	A	TO	Blk	Stl	Min
21	Holli Wilkins	f	8-14	1-2	2-3	1	3	4	3	19	0	2	0	0	36
24	Cierra Carter	f	6-14	1-4	2-3	0	10	10	2	15	1	2	2	1	35
44	Tiara Wood	c	1-3	0-0	0-0	2	2	4	4	2	0	2	0	1	15
12	Kelsey Ellis	g	4-9	3-6	0-0	0	1	1	1	11	1	0	0	0	39
20	Whitney Bunn	g	8-20	1-6	5-7	1	7	8	5	22	5	3	0	0	39
01	De'Asia Brown		1-1	0-0	0-0	0	0	0	1	2	0	0	0	0	2
13	Kaitlyn Duncan		0-1	0-0	0-0	0	3	3	5	0	0	2	1	0	16
23	Taylor Darks		0-0	0-0	0-0	0	0	0	0	0	0	0	0	0	1
25	Sydney Bozeman		0-0	0-0	0-0	0	0	0	0	0	0	0	0	0	0+
42	Shianne Goodwin		0-2	0-0	0-0	0	1	1	3	0	0	1	1	0	17
	Team					1	2	3							
	Totals		28-64	6-18	9-13	5	29	34	24	71	7	12	4	2	200

FG % 1st Half: 10-31 32.3% 2nd half: 18-33 54.5% Game: 28-64 43.8%
3FG % 1st Half: 3-9 33.3% 2nd half: 3-9 33.3% Game: 6-18 33.3%
FT % 1st Half: 2-3 66.7% 2nd half: 7-10 70.0% Game: 9-13 69.2%

Deadball Rebounds 2

Asheville 84 • 9-1

##	Player		Total FG-FGA	3-Ptr FG-FGA	FT-FTA	Rebounds Off	Def	Tot	PF	TP	A	TO	Blk	Stl	Min
31	WEAVER, K.J.	c	4-5	0-0	3-4	1	5	6	1	11	0	0	1	3	13
03	MAJOR, Chatori	g	4-11	1-3	2-2	1	5	6	0	11	2	1	1	0	26
22	KNUCKLES, Tianna	g	4-15	2-10	4-6	1	4	5	0	14	1	4	1	0	31
24	BRAYBOY, Ja'Da	g	3-8	0-1	6-6	1	4	5	0	12	3	0	0	2	26
30	LOVE, Paige	g	2-7	0-3	2-4	0	3	3	1	6	2	0	0	1	29
10	WALL, Jessica		1-2	0-0	0-0	0	2	2	0	2	1	0	0	1	10
11	WEBB, Khaila		4-9	0-0	0-0	0	3	3	2	8	0	1	0	0	23
15	DENGOKL, Sonora		2-4	0-0	3-4	2	1	3	2	7	0	0	0	0	16
23	WILSON, Tiffany		1-2	0-0	1-3	1	2	3	2	3	0	0	0	0	14
34	FITZGERALD, Bronaza		5-9	0-0	0-0	8	2	10	3	10	0	0	0	0	12
	Team					0	1	1							
	Totals		30-72	3-17	21-29	15	32	47	11	84	9	6	3	7	200

FG % 1st Half: 15-34 44.1% 2nd half: 15-38 39.5% Game: 30-72 41.7%
3FG % 1st Half: 1-8 12.5% 2nd half: 2-9 22.2% Game: 3-17 17.6%
FT % 1st Half: 5-9 55.6% 2nd half: 16-20 80.0% Game: 21-29 72.4%

Deadball Rebounds 6,1

Officials: Michael Johnson, Kim Crabtree, Chad Tucker
Technical fouls: Furman-None. Asheville-None.
Attendance: 1705

Score by periods	1st	2nd	3rd	4th	Total
Furman	12	13	26	20	**71**
Asheville	18	18	24	24	**84**

Official Basketball Box Score -- Game Totals -- Final Statistics
Winthrop vs Asheville
12/29/15 5:00 p.m. at Kimmel Arena/Asheville, N.C.

Winthrop 55 • 2-10 1-2 BSC

##	Player		Total FG-FGA	3-Ptr FG-FGA	FT-FTA	Rebounds Off	Def	Tot	PF	TP	A	TO	Blk	Stl	Min
01	KILPATRICK, Aliyah	*	3-16	0-6	1-2	1	1	2	4	7	1	0	0	5	35
02	BANKS, Jimecheia	*	4-11	1-4	3-5	0	4	4	4	12	2	5	0	1	40
14	WHITAKER, Arianne	*	2-6	0-0	0-0	3	2	5	3	4	0	5	0	1	24
23	ROGERS, Ronata	*	4-7	0-0	3-3	1	5	6	1	11	1	0	1	0	22
44	MBAMALU, Ezinne	*	2-7	0-0	1-3	1	6	7	2	5	0	2	0	0	22
05	JACKSON, Nuba		3-7	0-1	0-0	0	0	0	4	6	1	2	0	1	21
15	JACKSON, Naima		5-8	0-1	0-3	1	3	4	3	10	1	1	0	1	34
20	WOOD, Courtney		0-1	0-0	0-0	1	0	1	0	0	0	0	0	0	0
32	ATKINS, Kayla		0-1	0-0	0-0	0	1	1	1	0	0	0	0	0	2
	Team					2	11	13							
	Totals		23-64	1-12	8-16	10	33	43	22	55	6	15	1	9	200

FG % 1st Half: 9-32 28.1% 2nd half: 14-32 43.8% Game: 23-64 35.9%
3FG % 1st Half: 0-5 0.0% 2nd half: 1-7 14.3% Game: 1-12 8.3%
FT % 1st Half: 4-5 80.0% 2nd half: 4-11 36.4% Game: 8-16 50.0%

Deadball Rebounds 0

Asheville 63 • 10-2 3-0 BSC

##	Player		Total FG-FGA	3-Ptr FG-FGA	FT-FTA	Rebounds Off	Def	Tot	PF	TP	A	TO	Blk	Stl	Min
03	MAJOR, Chatori	*	9-16	4-6	6-8	1	4	5	2	28	0	2	0	1	31
11	WEBB, Khaila	*	0-2	0-1	1-2	1	4	5	2	1	2	1	0	3	21
22	KNUCKLES, Tianna	*	4-9	2-4	2-2	0	4	4	1	12	0	1	0	2	30
24	BRAYBOY, Ja'Da	*	0-8	0-1	2-2	0	2	2	2	2	5	2	0	1	31
34	FITZGERALD, Bronaza	*	1-1	0-0	1-4	1	4	5	4	3	0	1	1	0	13
10	WALL, Jessica		0-0	0-0	0-0	0	0	0	0	0	1	2	0	1	11
14	SMITH, Tyler		1-3	0-0	0-0	1	0	1	1	2	0	1	0	0	8
15	DENGOKL, Sonora		2-3	0-0	0-0	0	4	4	0	4	0	3	0	0	11
20	FISHER, Kelli		1-1	0-0	3-4	0	4	4	2	5	0	3	0	0	9
23	WILSON, Tiffany		1-3	0-0	1-2	1	0	1	3	3	0	0	0	0	11
30	LOVE, Paige		1-4	1-2	0-0	0	1	1	2	3	3	2	0	0	24
	Team					1	10	11							
	Totals		20-50	7-14	16-24	6	37	43	19	63	11	18	1	8	200

FG % 1st Half: 8-27 29.6% 2nd half: 12-23 52.2% Game: 20-50 40.0%
3FG % 1st Half: 4-9 44.4% 2nd half: 3-5 60.0% Game: 7-14 50.0%
FT % 1st Half: 5-6 83.3% 2nd half: 11-18 61.1% Game: 16-24 66.7%

Deadball Rebounds 0

Officials: Mark Hardcastle, LaSonia Baker, Brad McMillion
Technical fouls: Winthrop-None. Asheville-None.
Attendance: 952

Score by periods	1st	2nd	3rd	4th	Total
Winthrop	12	10	15	18	**55**
Asheville	12	13	23	15	**63**

2015-16 **UNC ASHEVILLE** Season Box Scores

Official Basketball Box Score -- Game Totals -- Final Statistics
Asheville vs Campbell
1/2/16 1:00 PM at Buies Creek, N.C. (Gore Arena)

Asheville 72 • 11-2, 4-0 BSC

##	Player		Total FG-FGA	3-Ptr FG-FGA	FT-FTA	Rebounds Off	Def	Tot	PF	TP	A	TO	Blk	Stl	Min
34	FITZGERALD, Bronaza	c	2-2	0-0	0-1	1	3	4	3	4	0	2	1	1	13
03	MAJOR, Chatori	g	6-10	3-4	2-4	0	4	4	3	17	2	2	1	1	31
22	KNUCKLES, Tianna	g	6-11	2-5	1-1	2	0	2	3	15	1	2	0	1	20
24	BRAYBOY, Ja'Da	g	4-7	1-3	3-4	0	3	3	1	12	4	3	0	3	32
30	LOVE, Paige	g	0-1	0-0	0-0	0	1	1	1	0	4	1	0	2	27
10	WALL, Jessica		0-0	0-0	2-2	0	1	1	1	2	2	0	0	0	8
11	WEBB, Khaila		4-6	0-0	0-0	1	2	3	1	8	2	3	0	1	22
14	SMITH, Tyler		0-0	0-0	1-2	1	1	2	0	1	0	0	0	0	6
15	DENGOKL, Sonora		1-4	0-1	4-4	2	2	4	2	6	0	1	0	0	18
20	FISHER, Kelli		0-1	0-0	0-0	1	0	1	1	0	0	1	0	0	3
23	WILSON, Tiffany		3-3	0-0	1-2	0	5	5	2	7	0	0	0	0	20
	Team					3	2	5				1			
	Totals		26-45	6-13	14-20	11	24	35	18	72	15	16	2	9	200

FG % 1st Half: 15-24 62.5% 2nd half: 11-21 52.4% Game: 26-45 57.8%
3FG % 1st Half: 3-7 42.9% 2nd half: 3-6 50.0% Game: 6-13 46.2%
FT % 1st Half: 6-9 66.7% 2nd half: 8-11 72.7% Game: 14-20 70.0%

Deadball Rebounds 3

Campbell 58 • 6-6, 1-2 BSC

##	Player		Total FG-FGA	3-Ptr FG-FGA	FT-FTA	Rebounds Off	Def	Tot	PF	TP	A	TO	Blk	Stl	Min
15	COFFER, Amanda	f	2-8	0-1	0-0	2	1	3	2	4	0	0	4	0	22
20	BROWN, Qua	f	3-5	0-0	0-0	2	3	5	3	6	2	2	0	1	25
11	EDWARDS, RaeChaun	g	7-15	2-8	3-4	0	1	1	2	19	8	4	0	3	40
21	PRICE, Summer	g	0-3	0-0	2-2	0	0	0	0	2	2	1	0	1	19
33	ROUSE, MaKala	g	0-1	0-0	0-0	0	0	0	2	0	1	1	0	1	12
04	MANGUM, Krystal		1-2	0-1	0-0	1	1	2	2	2	1	1	0	0	14
12	BOWNS, Caroline		0-1	0-1	0-0	0	0	0	1	0	1	0	0	0	7
25	EMANUEL, Bria		1-2	0-0	0-0	0	0	0	3	2	0	0	0	0	7
30	PONE, Jessica		4-8	2-5	5-6	4	2	6	1	15	1	4	0	2	28
40	SMITH, Sarah		0-5	0-2	0-0	0	0	0	0	0	0	0	0	0	10
44	LONG, Hannah		3-4	0-0	0-4	2	0	2	3	6	1	0	0	0	16
	Team					1	3	4		*2					
	Totals		21-54	4-18	10-16	12	11	23	19	58	17	13	4	8	200

FG % 1st Half: 12-31 38.7% 2nd half: 9-23 39.1% Game: 21-54 38.9%
3FG % 1st Half: 3-10 30.0% 2nd half: 1-8 12.5% Game: 4-18 22.2%
FT % 1st Half: 6-8 75.0% 2nd half: 4-8 50.0% Game: 10-16 62.5%

Deadball Rebounds 3

Officials: Daryl Humphrey, Ben Smith, Tom Wolcott
Technical fouls: Asheville-None. Campbell-None.
Attendance: 781
* - points scored by the other team (wrong basket)

Score by periods	1st	2nd	3rd	4th	Total
Asheville	20	19	16	17	**72**
Campbell	19	16	8	15	**58**

Official Basketball Box Score -- Game Totals -- Final Statistics
Asheville vs Charleston So.
01/09/16 2:00 p.m. at Charleston, S.C. (Buc Dome)

Asheville 58 • 12-3, 5-1

##	Player		Total FG-FGA	3-Ptr FG-FGA	FT-FTA	Rebounds Off	Def	Tot	PF	TP	A	TO	Blk	Stl	Min
03	MAJOR, Chatori	*	8-16	0-2	3-4	1	0	1	1	19	0	2	0	2	27
22	KNUCKLES, Tianna	*	5-14	2-8	2-2	1	3	4	2	14	0	1	0	0	30
24	BRAYBOY, Ja'Da	*	2-3	0-1	1-1	0	2	2	1	5	3	4	0	1	32
30	LOVE, Paige	*	1-4	0-1	0-0	3	7	10	0	2	3	2	1	1	31
34	FITZGERALD, Bronaza	*	1-3	0-0	0-0	1	1	2	2	2	0	0	3	0	13
10	WALL, Jessica		0-1	0-0	4-4	0	5	5	0	4	1	0	0	1	12
11	WEBB, Khaila		3-4	0-0	0-1	1	1	2	3	6	0	3	0	0	18
14	SMITH, Tyler		0-0	0-0	0-0	0	0	0	1	0	0	1	0	0	4
15	DENGOKL, Sonora		0-1	0-0	1-2	1	2	3	1	1	0	2	0	0	14
20	FISHER, Kelli		0-0	0-0	0-0	0	2	2	1	0	0	2	0	0	6
23	WILSON, Tiffany		1-4	0-0	3-4	1	7	8	4	5	0	2	0	0	13
	Team					0	1	1							
	Totals		21-50	2-12	14-18	9	31	40	16	58	7	19	4	5	200

FG % 1st Half: 7-22 31.8% 2nd half: 14-28 50.0% Game: 21-50 42.0%
3FG % 1st Half: 1-5 20.0% 2nd half: 1-7 14.3% Game: 2-12 16.7%
FT % 1st Half: 2-2 100.0 2nd half: 12-16 75.0% Game: 14-18 77.8%

Deadball Rebounds 1

Charleston So. 50 • 8-7, 3-3

##	Player		Total FG-FGA	3-Ptr FG-FGA	FT-FTA	Rebounds Off	Def	Tot	PF	TP	A	TO	Blk	Stl	Min
05	LONG, Nayla	*	2-9	0-2	2-3	0	2	2	3	6	1	0	0	0	30
20	POLLARD, Demetrius	*	2-10	1-4	2-2	0	2	2	4	7	1	3	0	0	32
21	WASHINGTON, Jabbar	*	3-8	1-6	0-0	0	1	1	4	7	0	3	0	0	20
24	MMONU, UGO	*	0-0	0-0	0-0	1	0	1	2	0	1	0	0	2	10
25	MAXIMILIEN, Monique	*	6-10	0-0	0-0	3	3	6	3	12	0	0	3	0	29
03	JACKSON, Ke'Asia		4-11	1-3	1-1	0	6	6	1	10	2	3	0	1	27
14	ROBINSON, Raemond		2-4	0-0	2-2	2	6	8	2	6	2	3	2	2	27
22	DURKEE, Zach		1-5	0-0	0-2	0	0	0	4	2	3	1	0	0	19
42	SAUNDERS, Breanna		0-0	0-0	0-0	0	0	0	0	0	0	0	0	0	6
	Team					2	3	5							
	Totals		20-57	3-15	7-10	8	23	31	23	50	10	13	5	5	200

FG % 1st Half: 7-24 29.2% 2nd half: 13-33 39.4% Game: 20-57 35.1%
3FG % 1st Half: 2-7 28.6% 2nd half: 1-8 12.5% Game: 3-15 20.0%
FT % 1st Half: 6-7 85.7% 2nd half: 1-3 33.3% Game: 7-10 70.0%

Deadball Rebounds 1

Officials: D. Outland, K. Kleed, D. Lapaz
Technical fouls: Asheville-None. Charleston So.-None.
Attendance: 245

Score by periods	1st	2nd	3rd	4th	Total
Asheville	9	8	21	20	**58**
Charleston So.	9	13	13	15	**50**

Official Basketball Box Score -- Game Totals -- Final Statistics
Asheville vs Liberty
01-04-16 7 p.m. at Lynchburg, Va. (Vines Center)

Asheville 53 • 11-3, 4-1 BSC

##	Player		Total FG-FGA	3-Ptr FG-FGA	FT-FTA	Rebounds Off	Def	Tot	PF	TP	A	TO	Blk	Stl	Min
34	FITZGERALD, Bronaza	c	2-3	0-0	4-6	4	1	5	2	8	0	2	1	1	21
03	MAJOR, Chatori	g	6-13	2-7	2-2	0	0	0	4	16	0	0	0	2	25
22	KNUCKLES, Tianna	g	1-13	0-5	1-2	1	2	3	1	3	0	3	0	0	29
24	BRAYBOY, Ja'Da	g	4-13	0-5	2-4	2	3	5	4	10	4	1	0	2	30
30	LOVE, Paige	g	2-8	1-3	0-0	2	3	5	2	5	3	0	0	1	29
10	WALL, Jessica		1-2	1-2	0-0	0	0	0	0	3	0	1	0	1	11
11	WEBB, Khaila		2-9	0-1	0-0	0	2	2	1	4	1	1	0	0	23
14	SMITH, Tyler		0-4	0-2	0-0	1	0	1	0	0	0	0	0	0	5
15	DENGOKL, Sonora		2-4	0-0	0-0	2	1	3	2	4	0	2	0	0	11
20	FISHER, Kelli		0-0	0-0	0-0	0	0	0	1	0	0	0	0	0	1
23	WILSON, Tiffany		0-1	0-0	0-0	0	1	1	2	0	0	2	0	0	15
	Team					6	2	8							
	Totals		20-70	4-25	9-14	18	15	33	19	53	8	12	1	7	200

FG % 1st Half: 4-27 14.8% 2nd half: 16-43 37.2% Game: 20-70 28.6%
3FG % 1st Half: 2-9 22.2% 2nd half: 2-16 12.5% Game: 4-25 16.0%
FT % 1st Half: 4-4 100.0 2nd half: 5-10 50.0% Game: 9-14 64.3%

Deadball Rebounds 4

Liberty 71 • 7-7, 4-1 BSC

##	Player		Total FG-FGA	3-Ptr FG-FGA	FT-FTA	Rebounds Off	Def	Tot	PF	TP	A	TO	Blk	Stl	Min
01	SANDERS, Mickayla	f	5-10	2-4	4-4	2	7	9	2	16	1	5	1	2	27
34	ADAMS, Katelyn	f	1-2	0-0	3-4	0	5	5	3	5	0	3	4	0	28
44	KEARNEY, Catherine	c	11-12	0-0	0-0	3	6	9	1	22	0	0	2	0	29
03	ELLIS, Sadalia	g	3-9	1-3	3-4	0	2	2	3	10	4	4	1	1	29
21	JOHNSON, Mikal	g	0-2	0-1	1-2	0	1	1	0	1	0	2	1	0	18
02	LEATHERWOOD, Candic		0-0	0-0	2-2	0	1	1	0	2	3	5	1	1	15
04	CROWDER, Tatyana		0-0	0-0	0-0	0	0	0	0	0	0	0	0	0	1
05	PATTON, Stephanie		0-0	0-0	0-0	0	1	1	0	0	0	0	0	0	1
10	FISHER-DAVIS, Jaymee		2-4	2-2	0-0	0	1	1	0	6	1	1	0	0	14
20	VEGA, Sheana		0-0	0-0	0-0	0	0	0	0	0	0	0	0	0	1
23	ALEXANDER, Brooke		2-3	1-1	0-0	0	4	4	3	5	6	2	0	0	25
32	WOODS, Jordan		0-0	0-0	0-0	0	0	0	0	0	0	0	1	0	6
40	REAGAN, Molly		1-1	0-0	2-2	0	0	0	3	4	0	1	0	1	6
	Team					0	5	5				1			
	Totals		25-43	6-11	15-18	5	33	38	15	71	15	24	11	5	200

FG % 1st Half: 13-28 46.4% 2nd half: 12-15 80.0% Game: 25-43 58.1%
3FG % 1st Half: 5-9 55.6% 2nd half: 1-2 50.0% Game: 6-11 54.5%
FT % 1st Half: 1-2 50.0% 2nd half: 14-16 87.5% Game: 15-18 83.3%

Deadball Rebounds 1

Officials: Joe Cunningham, Kristi Vera, Kris Denson
Technical fouls: Asheville-None. Liberty-None.
Attendance: 844

Score by periods	1st	2nd	3rd	4th	Total
Asheville	6	8	15	24	**53**
Liberty	19	13	15	24	**71**

Official Basketball Box Score -- Game Totals -- Final Statistics
Longwood vs Asheville
1/12/16 7:00 p.m. at Kimmel Arena / Asheville, N.C.

Longwood 42 • 5-11 2-5 BSC

##	Player		Total FG-FGA	3-Ptr FG-FGA	FT-FTA	Rebounds Off	Def	Tot	PF	TP	A	TO	Blk	Stl	Min
02	ROBBINS, Brenna	*	0-4	0-1	0-0	2	2	4	1	0	0	2	0	0	27
03	BROWN, Daeisha	*	3-9	0-1	2-2	2	1	3	4	8	0	0	0	1	27
10	ELLIS, Micaela	*	1-5	0-1	0-2	0	2	2	2	2	2	0	0	1	27
25	HEADEN, Deborah	*	1-8	0-1	0-0	2	1	3	1	2	1	1	0	1	34
32	GILLIAM, Eboni	*	8-16	0-0	0-0	4	5	9	4	16	0	4	0	0	28
05	BENNETT, Ciarah		3-11	0-2	0-0	0	1	1	3	6	2	3	0	1	19
15	JONES, Ashlee		2-6	1-3	0-0	0	0	0	3	5	0	2	0	0	10
20	SKERSICK, Kyndal		1-5	1-3	0-0	2	1	3	2	3	0	4	0	1	28
	Team					3	3	6							
	Totals		19-64	2-12	2-4	15	16	31	20	42	5	16	0	5	200

FG % 1st Half: 7-32 21.9% 2nd half: 12-32 37.5% Game: 19-64 29.7%
3FG % 1st Half: 1-6 16.7% 2nd half: 1-6 16.7% Game: 2-12 16.7%
FT % 1st Half: 2-4 50.0% 2nd half: 0-0 0.0% Game: 2-4 50.0%

Deadball Rebounds 0

Asheville 81 • 13-3 6-1 BSC

##	Player		Total FG-FGA	3-Ptr FG-FGA	FT-FTA	Rebounds Off	Def	Tot	PF	TP	A	TO	Blk	Stl	Min
03	MAJOR, Chatori	*	5-9	2-5	0-0	1	1	2	0	12	4	1	0	0	23
22	KNUCKLES, Tianna	*	5-8	4-6	0-0	0	3	3	0	14	0	0	0	1	17
24	BRAYBOY, Ja'Da	*	2-5	1-2	4-4	1	3	4	2	9	2	1	0	1	22
30	LOVE, Paige	*	1-2	0-1	2-2	1	3	4	0	4	2	0	0	1	22
34	FITZGERALD, Bronaza	*	4-5	0-0	1-3	4	1	5	1	9	0	1	0	0	11
05	TONEY, Alexis		2-2	0-0	0-0	0	1	1	1	4	0	2	0	0	5
10	WALL, Jessica		1-2	1-2	0-0	0	4	4	1	3	5	0	0	0	20
11	WEBB, Khaila		3-5	0-1	5-5	2	2	4	2	11	1	5	0	0	21
14	SMITH, Tyler		2-5	1-1	0-0	0	0	0	2	5	1	1	1	0	9
15	DENGOKL, Sonora		2-4	0-0	0-0	2	4	6	3	4	1	2	0	1	20
20	FISHER, Kelli		0-1	0-0	0-0	0	0	0	0	0	1	0	0	0	4
23	WILSON, Tiffany		3-8	0-0	0-0	1	8	9	2	6	0	0	1	1	15
32	TRANI, Ali		0-1	0-1	0-0	0	0	0	0	0	0	1	0	0	10
	Team					2	2	4							
	Totals		30-57	9-19	12-14	14	32	46	14	81	17	14	2	5	199

FG % 1st Half: 18-27 66.7% 2nd half: 12-30 40.0% Game: 30-57 52.6%
3FG % 1st Half: 7-10 70.0% 2nd half: 2-9 22.2% Game: 9-19 47.4%
FT % 1st Half: 11-13 84.6% 2nd half: 1-1 100.0 Game: 12-14 85.7%

Deadball Rebounds 0

Officials: Angel Stanton, Meadow Overstreet, Libya Rentz
Technical fouls: Longwood-None. Asheville-None.
Attendance: 803

Score by periods	1st	2nd	3rd	4th	Total
Longwood	4	13	12	13	**42**
Asheville	32	22	13	14	**81**

2015-16 **UNC ASHEVILLE** Season Box Scores

Official Basketball Box Score -- Game Totals -- Final Statistics
Gardner-Webb vs Asheville
1/16/16 2:00 p.m. at Kimmel Arena / Asheville, N.C.

Gardner-Webb 58 • 11-6, 5-2 BSC

##	Player		Total FG-FGA	3-Ptr FG-FGA	FT-FTA	Rebounds Off	Def	Tot	PF	TP	A	TO	Blk	Stl	Min
03	HUNTSMAN, Tierra	*	3-10	0-4	2-2	0	3	3	2	8	0	5	0	0	35
11	PARKER, Olivia	*	9-14	0-2	4-6	7	6	13	2	22	1	4	2	1	37
22	BROWN, Candace	*	8-18	0-1	0-1	2	7	9	1	16	3	6	2	0	40-
25	HILL, Alexus	*	4-6	1-3	0-0	0	3	3	1	9	0	3	0	2	28
42	QUINN, Alicia	*	1-1	0-0	0-0	2	0	2	1	2	0	0	0	1	10
00	JENKINS, Charlisa		0-0	0-0	0-0	0	0	0	0	0	0	0	0	0	0+
02	CURRIE, Kiera		0-1	0-1	1-2	0	0	0	0	1	0	0	0	1	32
05	WILLIAMS, Aunesha		0-3	0-0	0-0	0	0	0	2	0	0	0	0	0	9
12	ADEBAYO, Evelyn		0-0	0-0	0-0	0	0	0	1	0	0	1	0	0	3
15	LOCKLEAR, Lovely		0-0	0-0	0-0	0	0	0	0	0	0	0	0	0	0+
20	STANFORD, Ky'Asia		0-0	0-0	0-0	0	0	0	0	0	0	0	0	0	5
	Team					3	7	10							
	Totals		25-53	1-11	7-11	14	26	40	10	58	4	19	4	5	199

FG % 1st Half: 13-27 48.1% 2nd half: 12-26 46.2% Game: 25-53 47.2%
3FG % 1st Half: 0-5 0.0% 2nd half: 1-6 16.7% Game: 1-11 9.1%
FT % 1st Half: 2-4 50.0% 2nd half: 5-7 71.4% Game: 7-11 63.6%

Deadball Rebounds 0

Asheville 56 • 13-4, 6-2 BSC

##	Player		Total FG-FGA	3-Ptr FG-FGA	FT-FTA	Rebounds Off	Def	Tot	PF	TP	A	TO	Blk	Stl	Min
03	MAJOR, Chatori	*	4-12	1-6	0-2	0	3	3	2	9	0	4	0	2	30
10	WALL, Jessica	*	0-7	0-5	0-0	0	0	0	0	0	3	1	0	2	30
22	KNUCKLES, Tianna	*	7-14	2-7	2-2	1	2	3	0	18	2	1	1	2	31
30	LOVE, Paige	*	4-7	0-2	0-0	3	1	4	1	8	3	1	0	0	29
34	FITZGERALD, Bronaza	*	1-1	0-0	0-0	0	4	4	5	2	0	1	0	2	16
11	WEBB, Khaila		4-8	0-0	0-0	3	1	4	1	8	0	2	0	1	22
14	SMITH, Tyler		1-3	0-0	0-0	1	0	1	3	2	0	1	0	0	5
15	DENGOKL, Sonora		3-8	0-1	2-2	0	0	0	0	8	0	0	0	2	17
23	WILSON, Tiffany		0-0	0-0	1-2	0	7	7	3	1	0	2	0	2	20
	Team					5	0	5							
	Totals		24-60	3-21	5-8	13	18	31	15	56	8	13	1	13	200

FG % 1st Half: 14-30 46.7% 2nd half: 10-30 33.3% Game: 24-60 40.0%
3FG % 1st Half: 2-10 20.0% 2nd half: 1-11 9.1% Game: 3-21 14.3%
FT % 1st Half: 2-4 50.0% 2nd half: 3-4 75.0% Game: 5-8 62.5%

Deadball Rebounds 0

Officials: Kelly Moyer, Chad Tucker, Carla Roberts
Technical fouls: Gardner-Webb-None. Asheville-None.
Attendance: 1655

Score by periods	1st	2nd	3rd	4th	Total
Gardner-Webb	14	14	15	15	**58**
Asheville	14	18	11	13	**56**

Official Basketball Box Score -- Game Totals -- Final Statistics
Prebyterian vs Asheville
01/26/16 7:00 p.m. at Asheville, N.C. (Kimmel Arena)

Prebyterian 59 • 11-8, 7-3 BSC

##	Player		Total FG-FGA	3-Ptr FG-FGA	FT-FTA	Rebounds Off	Def	Tot	PF	TP	A	TO	Blk	Stl	Min
05	WALKER, Rebecca	f	4-9	1-4	2-2	3	1	4	2	11	1	0	0	2	24
45	WAGNER, Allie	f	3-6	1-2	2-2	2	5	7	2	9	0	1	0	0	24
10	STOREY, Cortney	g	3-5	0-1	2-3	0	1	1	5	8	1	6	0	2	28
12	KELLY, Aianna	g	3-9	0-3	0-0	2	2	4	5	6	4	0	0	1	38
14	MILES, Janie	g	3-7	0-3	0-0	1	6	7	4	6	1	1	0	1	25
15	CLIFTON, Yakima		1-2	0-1	1-2	0	0	0	0	3	0	0	0	1	4
21	PETTY, Taylor		4-16	2-9	2-2	1	2	3	1	12	0	1	0	0	31
30	REFFNER, Kaycie		0-3	0-2	0-2	0	1	1	1	0	1	0	0	2	10
32	VIROLA, Salina		2-5	0-3	0-0	2	4	6	2	4	0	1	2	0	16
	Team					4	1	5				2			
	Totals		23-62	4-28	9-13	15	23	38	22	59	8	12	2	9	200

FG % 1st Half: 7-23 30.4% 2nd half: 16-39 41.0% Game: 23-62 37.1%
3FG % 1st Half: 1-14 7.1% 2nd half: 3-14 21.4% Game: 4-28 14.3%
FT % 1st Half: 7-11 63.6% 2nd half: 2-2 100.0 Game: 9-13 69.2%

Deadball Rebounds 2

Asheville 68 • 15-4, 8-2 BSC

##	Player		Total FG-FGA	3-Ptr FG-FGA	FT-FTA	Rebounds Off	Def	Tot	PF	TP	A	TO	Blk	Stl	Min
34	FITZGERALD, Bronaza	c	5-7	0-0	3-5	3	5	8	2	13	1	0	1	0	20
03	MAJOR, Chatori	g	5-14	5-11	5-8	0	4	4	3	20	2	1	2	0	37
10	WALL, Jessica	g	2-6	2-4	0-0	0	2	2	1	6	3	3	0	0	38
11	WEBB, Khaila	g	4-8	0-0	4-4	1	4	5	1	12	6	4	1	3	39
22	KNUCKLES, Tianna	g	3-8	1-2	0-1	0	1	1	2	7	1	4	2	1	20
15	DENGOKL, Sonora		2-5	0-0	0-3	4	5	9	3	4	1	2	0	0	22
23	WILSON, Tiffany		0-0	0-0	0-2	1	2	3	0	0	1	0	0	0	14
30	LOVE, Paige		0-0	0-0	0-0	0	0	0	0	0	0	0	0	0	3
31	WEAVER, K.J.		3-5	0-0	0-0	2	2	4	3	6	0	1	0	0	7
	Team					2	1	3							
	Totals		24-53	8-17	12-23	13	26	39	15	68	15	15	6	4	200

FG % 1st Half: 13-26 50.0% 2nd half: 11-27 40.7% Game: 24-53 45.3%
3FG % 1st Half: 5-9 55.6% 2nd half: 3-8 37.5% Game: 8-17 47.1%
FT % 1st Half: 2-11 18.2% 2nd half: 10-12 83.3% Game: 12-23 52.2%

Deadball Rebounds 4

Officials: Lawson Newton, Danielle Bittle, Timothy Buckner
Technical fouls: Prebyterian-None. Asheville-None.
Attendance: 928

Score by periods	1st	2nd	3rd	4th	Total
Prebyterian	12	10	18	19	**59**
Asheville	16	17	13	22	**68**

Official Basketball Box Score -- Game Totals -- Final Statistics
Asheville vs High Point
1/23/16 2:00 p.m. at High Point, N.C. (Millis Center)

Asheville 82 • 14-4, 7-2

##	Player		Total FG-FGA	3-Ptr FG-FGA	FT-FTA	Rebounds Off	Def	Tot	PF	TP	A	TO	Blk	Stl	Min
34	FITZGERALD, Bronaza	c	6-9	0-0	0-3	4	4	8	3	12	0	2	0	2	18
03	MAJOR, Chatori	g	10-20	3-9	2-2	1	0	1	4	25	1	3	1	2	35
10	WALL, Jessica	g	2-3	2-3	0-0	0	5	5	1	6	6	0	0	1	34
11	WEBB, Khaila	g	1-3	0-1	1-2	1	1	2	2	3	7	3	0	0	34
22	KNUCKLES, Tianna	g	6-14	2-6	2-2	2	2	4	2	16	1	3	1	1	30
14	SMITH, Tyler		0-0	0-0	0-0	0	0	0	1	0	0	0	0	0	2
15	DENGOKL, Sonora		3-3	0-0	0-0	0	2	2	2	6	1	1	0	0	16
23	WILSON, Tiffany		3-5	0-0	3-6	3	5	8	1	9	1	1	0	0	20
31	WEAVER, K.J.		2-4	0-0	1-4	2	2	4	3	5	0	0	0	0	11
	Team					3	1	4							
	Totals		33-61	7-19	9-19	16	22	38	19	82	17	13	2	6	200

FG % 1st Half: 16-26 61.5% 2nd half: 17-35 48.6% Game: 33-61 54.1%
3FG % 1st Half: 6-11 54.5% 2nd half: 1-8 12.5% Game: 7-19 36.8%
FT % 1st Half: 5-8 62.5% 2nd half: 4-11 36.4% Game: 9-19 47.4%

Deadball Rebounds 4

High Point 81 • 6-12, 5-4

##	Player		Total FG-FGA	3-Ptr FG-FGA	FT-FTA	Rebounds Off	Def	Tot	PF	TP	A	TO	Blk	Stl	Min
00	HATFIELD, Haleigh	f	2-6	0-0	7-8	5	5	10	4	11	1	2	0	1	30
33	ALLEN, Aariel	f	3-5	0-0	0-2	2	2	4	4	6	0	1	0	3	21
01	HARRIS, Kat	g	6-9	2-3	4-4	0	1	1	2	18	0	2	1	0	26
03	KEYS, Kaylah	g	8-13	3-7	2-2	0	0	0	3	21	5	1	0	2	28
10	BOCKRATH, Emma	g	6-14	0-3	1-1	4	3	7	2	13	2	1	0	0	37
11	MCGLASHAN, Taylor		0-0	0-0	0-0	0	0	0	0	0	0	0	0	0	3
14	MORGAN, Shea		0-5	0-1	2-2	0	1	1	4	2	1	1	0	1	22
21	EDWARDS, Lindsey		5-10	0-0	0-1	1	6	7	2	10	2	1	0	0	29
24	CURRIE, Kennedy		0-1	0-0	0-0	0	0	0	0	0	1	1	0	0	4
	Team					1	0	1							
	Totals		30-63	5-14	16-20	13	18	31	21	81	12	10	1	7	200

FG % 1st Half: 16-34 47.1% 2nd half: 14-29 48.3% Game: 30-63 47.6%
3FG % 1st Half: 3-8 37.5% 2nd half: 2-6 33.3% Game: 5-14 35.7%
FT % 1st Half: 9-10 90.0% 2nd half: 7-10 70.0% Game: 16-20 80.0%

Deadball Rebounds 2

Officials: Mark Hardcastle, Mark Ijames, Marie Christian
Technical fouls: Asheville-None. High Point-None.
Attendance: 321

Score by periods	1st	2nd	3rd	4th	Total
Asheville	13	30	18	21	**82**
High Point	24	20	22	15	**81**

Official Basketball Box Score -- Game Totals -- Final Statistics
Asheville vs Radford
01-30-16 2:00 PM at Radford, VA (Dedmon Center)

Asheville 54 • 16-4, 9-2 BSC

##	Player		Total FG-FGA	3-Ptr FG-FGA	FT-FTA	Rebounds Off	Def	Tot	PF	TP	A	TO	Blk	Stl	Min
34	FITZGERALD, Bronaza	c	1-3	0-0	0-0	1	2	3	1	2	0	1	0	1	10
03	MAJOR, Chatori	g	5-10	1-1	2-2	1	4	5	2	13	2	1	1	1	30
10	WALL, Jessica	g	0-3	0-1	2-2	0	3	3	1	2	0	2	0	0	31
11	WEBB, Khaila	g	4-8	0-0	5-6	2	2	4	0	13	1	3	1	0	37
22	KNUCKLES, Tianna	g	5-12	3-7	0-0	0	2	2	1	13	0	4	0	0	32
14	SMITH, Tyler		0-0	0-0	0-0	0	0	0	0	0	0	0	0	0	0+
15	DENGOKL, Sonora		3-8	0-0	0-0	0	0	0	0	6	0	0	0	0	14
23	WILSON, Tiffany		1-5	0-0	0-0	2	2	4	0	2	0	2	0	0	15
24	BRAYBOY, Ja'Da		0-1	0-0	0-0	1	3	4	1	0	1	1	0	0	14
31	WEAVER, K.J.		0-3	0-0	3-4	0	6	6	2	3	1	1	0	0	17
	Team					4	0	4				1			
	Totals		19-53	4-9	12-14	11	24	35	8	54	5	16	2	2	200

FG % 1st Half: 9-27 33.3% 2nd half: 10-26 38.5% Game: 19-53 35.8%
3FG % 1st Half: 0-2 0.0% 2nd half: 4-7 57.1% Game: 4-9 44.4%
FT % 1st Half: 2-2 100.0 2nd half: 10-12 83.3% Game: 12-14 85.7%

Deadball Rebounds 1

Radford 46 • 10-10, 6-5 BSC

##	Player		Total FG-FGA	3-Ptr FG-FGA	FT-FTA	Rebounds Off	Def	Tot	PF	TP	A	TO	Blk	Stl	Min
20	RIVERS, Lydia	f	2-5	0-0	0-0	2	3	5	3	4	2	3	1	0	29
21	WHITE, Janayla	f	5-12	0-0	2-2	6	11	17	4	12	1	5	5	4	36
22	WORTHY, Jayda	f	1-5	0-0	0-0	0	1	1	3	2	3	6	0	2	29
03	FOY, Aisha	g	3-11	2-8	2-3	0	1	1	2	10	2	1	1	1	39
14	GILMORE, Gaby	g	4-11	0-0	0-0	2	7	9	2	8	3	5	0	0	39
02	TOOHEY, Jordan		1-1	1-1	0-0	0	0	0	0	3	0	0	0	0	3
23	JACKSON, Alexis		3-9	1-4	0-0	0	0	0	1	7	1	0	0	0	23
50	NUNLEY, Sydney		0-0	0-0	0-0	0	0	0	0	0	0	0	0	0	2
	Team					1	1	2				1			
	Totals		19-54	4-13	4-5	11	24	35	15	46	12	21	7	7	200

FG % 1st Half: 10-29 34.5% 2nd half: 9-25 36.0% Game: 19-54 35.2%
3FG % 1st Half: 2-5 40.0% 2nd half: 2-8 25.0% Game: 4-13 30.8%
FT % 1st Half: 3-3 100.0 2nd half: 1-2 50.0% Game: 4-5 80.0%

Deadball Rebounds 1

Officials: Karen Gruca, Ryan Freeman, D'Juan Chapman
Technical fouls: Asheville-None. Radford-None.
Attendance: 549

Score by periods	1st	2nd	3rd	4th	Total
Asheville	10	10	18	16	**54**
Radford	19	6	15	6	**46**

2015-16 **UNC ASHEVILLE** Season Box Scores

Official Basketball Box Score -- Game Totals -- Final Statistics
Asheville vs Winthrop
02/01/16 7:10 p.m. at Rock Hill, SC -- Winthrop Coliseum

Asheville 67 • 17-4, 10-2

##	Player		Total FG-FGA	3-Ptr FG-FGA	FT-FTA	Rebounds Off	Def	Tot	PF	TP	A	TO	Blk	Stl	Min
34	FITZGERALD, Bronaza	c	4-5	0-0	2-5	5	3	8	2	10	0	0	0	0	17
03	MAJOR, Chatori	g	4-12	4-10	2-4	1	1	2	1	14	3	2	0	2	34
10	WALL, Jessica	g	1-5	1-4	0-0	0	0	0	0	3	4	1	0	1	21
11	WEBB, Khaila	g	6-12	0-1	0-0	5	0	5	1	12	1	1	1	2	30
22	KNUCKLES, Tianna	g	5-16	4-14	0-0	0	2	2	1	14	1	1	1	1	27
15	DENGOKL, Sonora		2-5	0-0	4-4	3	3	6	0	8	0	0	0	0	14
23	WILSON, Tiffany		0-3	0-0	0-0	1	2	3	2	0	0	4	0	2	13
24	BRAYBOY, Ja'Da		1-6	0-1	2-4	4	1	5	0	4	2	1	0	1	26
31	WEAVER, K.J.		0-0	0-0	2-4	1	2	3	3	2	0	1	0	2	16
32	TRANI, Ali		0-0	0-0	0-0	0	0	0	0	0	0	0	0	0	2
	Team					2	7	9							
	Totals		23-64	9-30	12-21	22	21	43	10	67	11	11	2	11	200

FG % 1st Half: 18-37 48.6% 2nd half: 5-27 18.5% Game: 23-64 35.9%
3FG % 1st Half: 6-19 31.6% 2nd half: 3-11 27.3% Game: 9-30 30.0%
FT % 1st Half: 2-5 40.0% 2nd half: 10-16 62.5% Game: 12-21 57.1%

Deadball Rebounds 5

Winthrop 59 • 3-18, 2-10

##	Player		Total FG-FGA	3-Ptr FG-FGA	FT-FTA	Rebounds Off	Def	Tot	PF	TP	A	TO	Blk	Stl	Min
23	ROGERS, Ronata	f	2-5	0-0	2-2	0	9	9	2	6	0	2	0	0	36
32	ATKINS, Kayla	c	1-3	0-0	0-0	2	2	4	3	2	0	1	1	0	19
05	JACKSON, Nuba	g	4-10	0-4	1-2	1	2	3	3	9	2	5	1	3	38
15	JACKSON, Naima	g	8-18	3-7	2-2	4	1	5	4	21	3	3	0	1	40
25	BUFORD, CiiCii	g	2-8	2-4	0-0	0	3	3	4	6	3	5	0	1	34
14	WHITAKER, Arianne		7-12	0-0	1-2	4	5	9	2	15	1	0	2	0	33
	Team					2	1	3							
	Totals		24-56	5-15	6-8	13	23	36	18	59	9	16	4	5	200

FG % 1st Half: 12-29 41.4% 2nd half: 12-27 44.4% Game: 24-56 42.9%
3FG % 1st Half: 4-7 57.1% 2nd half: 1-8 12.5% Game: 5-15 33.3%
FT % 1st Half: 0-1 0.0% 2nd half: 6-7 85.7% Game: 6-8 75.0%

Deadball Rebounds 0

Officials: Angel Stanton, Talisa Green, Libya Rentz
Technical fouls: Asheville-None. Winthrop-None.
Attendance: 336

Score by periods	1st	2nd	3rd	4th	Total
Asheville	22	22	12	11	**67**
Winthrop	17	11	15	16	**59**

Official Basketball Box Score -- Game Totals -- Final Statistics
Asheville vs Longwood
02/09/16 7:00 PM at Willett Hall (Farmville, Va.)

Asheville 61 • 19-4, 12-2 BSC

##	Player		Total FG-FGA	3-Ptr FG-FGA	FT-FTA	Rebounds Off	Def	Tot	PF	TP	A	TO	Blk	Stl	Min
03	MAJOR, Chatori	*	2-6	0-4	7-9	0	3	3	2	11	1	3	0	2	31
11	WEBB, Khaila	*	7-10	0-1	3-3	3	3	6	2	17	0	1	0	2	32
22	KNUCKLES, Tianna	*	3-15	2-8	2-2	1	2	3	1	10	0	1	2	0	27
24	BRAYBOY, Ja'Da	*	2-6	0-1	0-0	1	4	5	1	4	4	0	0	2	22
31	WEAVER, K.J.	*	0-5	0-0	1-2	3	5	8	5	1	0	2	0	0	19
05	TONEY, Alexis		0-0	0-0	0-0	0	0	0	0	0	0	1	0	0	0
10	WALL, Jessica		0-1	0-1	4-4	0	1	1	1	4	1	1	0	0	18
15	DENGOKL, Sonora		0-5	0-0	0-0	0	3	3	1	0	0	2	0	0	15
23	WILSON, Tiffany		2-3	0-0	3-4	2	2	4	2	7	0	1	0	0	9
30	LOVE, Paige		0-2	0-1	2-2	0	2	2	0	2	0	0	0	0	15
34	FITZGERALD, Bronaza		2-2	0-0	1-4	1	3	4	2	5	0	2	0	0	12
	Team					1	5	6							
	Totals		18-55	2-16	23-30	12	33	45	17	61	6	14	2	6	200

FG % 1st Half: 11-27 40.7% 2nd half: 7-28 25.0% Game: 18-55 32.7%
3FG % 1st Half: 1-9 11.1% 2nd half: 1-7 14.3% Game: 2-16 12.5%
FT % 1st Half: 10-14 71.4% 2nd half: 13-16 81.3% Game: 23-30 76.7%

Deadball Rebounds 2

Longwood 54 • 6-17, 3-11 BSC

##	Player		Total FG-FGA	3-Ptr FG-FGA	FT-FTA	Rebounds Off	Def	Tot	PF	TP	A	TO	Blk	Stl	Min
00	JONES, Kemari	*	2-5	0-0	5-8	0	3	3	4	9	1	0	0	0	21
05	BENNETT, Ciarah	*	0-3	0-1	0-0	0	0	0	0	0	0	0	0	0	6
10	ELLIS, Micaela	*	1-3	1-3	0-0	0	1	1	3	3	6	1	0	0	37
25	HEADEN, Deborah	*	5-12	2-5	0-0	3	4	7	4	12	1	1	0	0	35
32	GILLIAM, Eboni	*	0-2	0-0	0-0	0	1	1	3	0	0	0	0	0	7
02	ROBBINS, Brenna		1-2	1-2	0-0	0	3	3	2	3	0	0	0	1	12
04	WILLIAMS, Raven		1-7	0-3	3-5	0	1	1	2	5	2	1	0	2	16
15	JONES, Ashlee		1-2	0-1	0-0	0	0	0	2	2	0	1	0	0	6
20	SKERSICK, Kyndal		1-11	1-7	0-0	1	2	3	1	3	2	0	1	0	31
23	CHILDRESS, Autumn		7-13	2-4	1-2	2	10	12	3	17	0	2	0	0	29
	Team					5	3	8				2			
	Totals		19-60	7-26	9-15	11	28	39	24	54	12	8	1	3	200

FG % 1st Half: 10-34 29.4% 2nd half: 9-26 34.6% Game: 19-60 31.7%
3FG % 1st Half: 5-16 31.3% 2nd half: 2-10 20.0% Game: 7-26 26.9%
FT % 1st Half: 2-3 66.7% 2nd half: 7-12 58.3% Game: 9-15 60.0%

Deadball Rebounds 5

Officials: Daryl Humphrey, Ben Smith, Scott Whitt
Technical fouls: Asheville-None. Longwood-TEAM.
Attendance: 1237

Score by periods	1st	2nd	3rd	4th	Total
Asheville	18	15	14	14	**61**
Longwood	20	7	10	17	**54**

Official Basketball Box Score -- Game Totals -- Final Statistics
Coastal Carolina vs Asheville
2/6/2016 2:00 P.M. at Kimmel Arena / Asheville, N.C.

Coastal Carolina 69 • 7-14, 2-10 BSC

##	Player		Total FG-FGA	3-Ptr FG-FGA	FT-FTA	Rebounds Off	Def	Tot	PF	TP	A	TO	Blk	Stl	Min
03	PARKER, Dionne	*	2-5	0-0	0-1	5	2	7	5	4	0	2	0	0	21
04	BANYARD, Derriel	*	1-3	0-0	1-2	3	2	5	5	3	0	1	1	0	18
14	GIBSON, Ced	*	8-20	1-3	2-2	0	4	4	1	19	2	3	0	2	41
22	ISAACS, Nicole	*	4-6	2-4	2-2	0	0	0	1	12	0	2	0	1	38
23	ISAACS, Stephanie	*	0-1	0-0	0-0	0	0	0	1	0	0	2	0	1	8
01	MILLER, Yasmin		7-9	1-1	6-7	1	3	4	2	21	1	3	0	1	34
02	BLANDING, Breelyn		0-1	0-0	0-0	0	1	1	1	0	0	0	0	0	4
10	ADAMS, Jas		2-7	1-2	0-0	1	4	5	3	5	0	2	0	1	29
11	ARCHER, Kennedy		1-3	1-2	0-0	0	1	1	0	3	0	0	0	0	11
20	CARLTON, Olivia		0-1	0-1	0-0	0	1	1	0	0	0	0	0	0	5
21	ALBERT, Patricia		1-3	0-0	0-0	3	3	6	5	2	0	4	0	1	15
25	UTLEY, Josie		0-1	0-1	0-0	0	0	0	0	0	0	0	0	0	1
	Team					2	1	3							
	Totals		26-60	6-14	11-14	15	22	37	24	69	3	19	1	7	225

FG % 1st Half: 9-32 28.1% 2nd half: 14-22 63.6% OT: 3-6 50.0% Game: 26-60 43.3%
3FG % 1st Half: 4-10 40.0% 2nd half: 2-3 66.7% OT: 0-1 0.0% Game: 6-14 42.9%
FT % 1st Half: 0-1 0.0% 2nd half: 11-12 91.7% OT: 0-1 0.0% Game: 11-14 78.6%

Deadball Rebounds 0

Asheville 77 • 18-4, 11-2 BSC

##	Player		Total FG-FGA	3-Ptr FG-FGA	FT-FTA	Rebounds Off	Def	Tot	PF	TP	A	TO	Blk	Stl	Min
03	MAJOR, Chatori	*	6-11	3-5	1-3	1	2	3	2	16	0	3	0	0	35
10	WALL, Jessica	*	0-3	0-2	0-0	0	0	0	0	0	2	0	0	1	17
11	WEBB, Khaila	*	1-6	0-0	2-4	0	1	1	0	4	2	2	0	0	31
22	KNUCKLES, Tianna	*	7-10	5-8	1-2	0	2	2	2	20	1	6	0	1	36
31	WEAVER, K.J.	*	0-4	0-0	4-4	2	1	3	5	4	0	0	1	0	17
14	SMITH, Tyler		0-1	0-1	0-0	0	0	0	0	0	0	0	0	0	0
15	DENGOKL, Sonora		1-4	0-0	1-2	3	1	4	0	3	1	0	0	0	15
23	WILSON, Tiffany		3-4	0-0	0-2	3	2	5	3	6	0	2	0	0	12
24	BRAYBOY, Ja'Da		3-6	1-2	4-4	0	6	6	2	11	1	4	0	2	29
30	LOVE, Paige		0-1	0-1	2-2	1	1	2	1	2	0	1	0	1	16
34	FITZGERALD, Bronaza		4-5	0-0	3-4	2	1	3	2	11	0	0	1	0	15
	Team					5	6	11							
	Totals		25-55	9-19	18-27	17	23	40	17	77	7	18	2	5	223

FG % 1st Half: 12-25 48.0% 2nd half: 10-26 38.5% OT: 3-4 75.0% Game: 25-55 45.5%
3FG % 1st Half: 6-9 66.7% 2nd half: 1-7 14.3% OT: 2-3 66.7% Game: 9-19 47.4%
FT % 1st Half: 3-6 50.0% 2nd half: 9-13 69.2% OT: 6-8 75.0% Game: 18-27 66.7%

Deadball Rebounds 0

Officials: Brad McMillion, Kim Crabtree, Lawana Johnson
Technical fouls: Coastal Carolina-None. Asheville-None.
Attendance: 1289

Score by periods	1st	2nd	3rd	4th	OT	Total
Coastal Carolina	14	8	19	22	6	**69**
Asheville	18	15	15	15	14	**77**

Official Basketball Box Score -- Game Totals -- Final Statistics
Liberty vs Asheville
2/13/16 2:00 p.m. at Kimmel Arena / Asheville, N.C.

Liberty 51 • 15-9, 12-3 BSC

##	Player		Total FG-FGA	3-Ptr FG-FGA	FT-FTA	Rebounds Off	Def	Tot	PF	TP	A	TO	Blk	Stl	Min
01	SANDERS, Mickayla	*	2-11	1-5	2-2	2	2	4	3	7	1	1	0	0	23
03	ELLIS, Sadalia	*	4-8	0-3	0-0	0	3	3	4	8	1	2	0	1	27
23	ALEXANDER, Brooke	*	2-4	0-1	0-0	1	3	4	2	4	1	1	0	0	21
34	ADAMS, Katelyn	*	5-9	0-0	1-1	5	3	8	1	11	0	1	1	0	26
44	KEARNEY, Catherine	*	4-9	0-1	3-4	1	8	9	1	11	2	1	0	0	29
02	LEATHERWOOD, Candic		0-4	0-2	0-0	0	2	2	0	0	2	0	0	1	21
10	FISHER-DAVIS, Jaymee		1-6	1-5	0-0	0	0	0	2	3	0	0	0	0	20
21	JOHNSON, Mikal		0-1	0-1	0-0	0	0	0	1	0	0	1	0	0	8
30	BARBOUR, KK		2-2	0-0	0-0	0	2	2	1	4	0	0	0	0	6
55	RININGER, Ashley		1-5	0-0	1-2	3	1	4	3	3	1	3	0	0	19
	Team					3	1	4				1			
	Totals		21-59	2-18	7-9	15	25	40	18	51	8	11	1	2	200

FG % 1st Half: 10-31 32.3% 2nd half: 11-28 39.3% Game: 21-59 35.6%
3FG % 1st Half: 0-8 0.0% 2nd half: 2-10 20.0% Game: 2-18 11.1%
FT % 1st Half: 2-2 100.0 2nd half: 5-7 71.4% Game: 7-9 77.8%

Deadball Rebounds 0

Asheville 56 • 20-4, 13-2 BSC

##	Player		Total FG-FGA	3-Ptr FG-FGA	FT-FTA	Rebounds Off	Def	Tot	PF	TP	A	TO	Blk	Stl	Min
03	MAJOR, Chatori	*	3-13	0-5	0-0	0	2	2	0	6	1	2	0	0	30
11	WEBB, Khaila	*	4-6	0-0	0-0	0	1	1	1	8	0	1	0	0	18
22	KNUCKLES, Tianna	*	1-9	1-5	4-4	0	3	3	0	7	0	2	1	0	32
23	WILSON, Tiffany	*	3-6	0-0	0-0	1	0	1	2	6	0	0	0	3	12
31	WEAVER, K.J.	*	1-2	0-0	4-6	3	6	9	0	6	1	0	0	0	32
10	WALL, Jessica		1-1	1-1	1-2	0	0	0	0	4	0	0	0	0	8
15	DENGOKL, Sonora		4-7	0-0	2-2	2	3	5	0	10	1	1	0	0	20
24	BRAYBOY, Ja'Da		0-3	0-2	2-2	0	1	1	2	2	0	1	0	0	23
30	LOVE, Paige		3-5	1-2	0-0	2	3	5	1	7	1	0	0	1	16
34	FITZGERALD, Bronaza		0-0	0-0	0-0	0	3	3	1	0	0	1	0	0	11
	Team					2	4	6							
	Totals		20-52	3-15	13-16	10	26	36	7	56	4	8	1	4	202

FG % 1st Half: 10-24 41.7% 2nd half: 10-28 35.7% Game: 20-52 38.5%
3FG % 1st Half: 1-6 16.7% 2nd half: 2-9 22.2% Game: 3-15 20.0%
FT % 1st Half: 8-8 100.0 2nd half: 5-8 62.5% Game: 13-16 81.3%

Deadball Rebounds 0

Officials: Kristie Weed, Desmond Sullivan, Jerrald Drummond
Technical fouls: Liberty-None. Asheville-None.
Attendance: 1568

Score by periods	1st	2nd	3rd	4th	Total
Liberty	14	8	11	18	**51**
Asheville	14	15	16	11	**56**

2015-16 **UNC ASHEVILLE** Season Box Scores

Official Basketball Box Score -- Game Totals -- Final Statistics
Radford vs Asheville
02/16/16 7:00 p.m. at Kimmel Arena / Asheville, N.C.

Radford 48 • 13-12, 9-7 BSC

##	Player		Total FG-FGA	3-Ptr FG-FGA	FT-FTA	Rebounds Off	Def	Tot	PF	TP	A	TO	Blk	Stl	Min
14	GILMORE, Gaby	*	0-6	0-1	0-0	1	0	1	3	0	2	0	0	1	30
20	RIVERS, Lydia	*	2-5	0-0	0-0	1	3	4	3	4	0	2	1	1	24
21	WHITE, Janayla	*	4-10	0-0	1-2	2	6	8	3	9	1	6	1	0	28
22	WORTHY, Jayda	*	5-6	0-0	0-0	0	2	2	5	10	0	1	0	0	23
23	JACKSON, Alexis	*	5-14	2-5	0-0	1	4	5	1	12	0	2	1	2	40-
02	TOOHEY, Jordan		1-4	1-4	0-0	1	0	1	1	3	1	0	0	1	14
10	WALKER, Destinee		2-8	1-3	1-2	0	3	3	2	6	0	0	0	0	16
11	QUEVEDO, Claudia		0-1	0-0	0-0	0	0	0	0	0	0	0	0	0	0
13	ROSS, Rachael		0-1	0-0	0-0	1	1	2	3	0	1	1	0	0	11
50	NUNLEY, Sydney		2-2	0-0	0-0	1	2	3	3	4	0	1	0	0	15
	Team					2	7	9				1			
	Totals		21-57	4-13	2-4	10	28	38	24	48	5	14	3	5	201

FG % 1st Half: 8-24 33.3% 2nd half: 13-33 39.4% Game: 21-57 36.8%
3FG % 1st Half: 2-9 22.2% 2nd half: 2-4 50.0% Game: 4-13 30.8%
FT % 1st Half: 1-2 50.0% 2nd half: 1-2 50.0% Game: 2-4 50.0%

Deadball Rebounds 0

Asheville 58 • 21-4, 14-2 BSC

##	Player		Total FG-FGA	3-Ptr FG-FGA	FT-FTA	Rebounds Off	Def	Tot	PF	TP	A	TO	Blk	Stl	Min
03	MAJOR, Chatori	*	6-10	2-3	4-8	1	1	2	1	18	0	0	0	1	27
22	KNUCKLES, Tianna	*	3-11	1-6	5-5	2	1	3	1	12	1	5	0	0	31
23	WILSON, Tiffany	*	1-7	0-1	0-0	3	2	5	1	2	0	1	0	0	18
24	BRAYBOY, Ja'Da	*	2-5	1-1	0-0	1	4	5	2	5	0	2	0	0	14
31	WEAVER, K.J.	*	1-5	0-0	2-2	4	10	14	1	4	0	2	2	2	29
10	WALL, Jessica		0-4	0-2	2-2	1	1	2	0	2	1	0	0	0	20
11	WEBB, Khaila		2-6	0-0	4-5	1	1	2	1	8	1	2	0	0	21
15	DENGOKL, Sonora		1-1	0-0	1-2	0	1	1	1	3	0	0	0	0	12
30	LOVE, Paige		1-3	0-2	0-0	0	1	1	1	2	1	0	0	0	20
34	FITZGERALD, Bronaza		1-2	0-0	0-2	0	4	4	1	2	0	2	2	0	8
	Team					4	1	5							
	Totals		18-54	4-15	18-26	17	27	44	10	58	4	14	4	3	200

FG % 1st Half: 7-27 25.9% 2nd half: 11-27 40.7% Game: 18-54 33.3%
3FG % 1st Half: 1-9 11.1% 2nd half: 3-6 50.0% Game: 4-15 26.7%
FT % 1st Half: 6-8 75.0% 2nd half: 12-18 66.7% Game: 18-26 69.2%

Deadball Rebounds 0

Officials: Angel Stanton, Libya Rentz, Scott Neiderer
Technical fouls: Radford-None. Asheville-None.
Attendance: 1083

Score by periods	1st	2nd	3rd	4th	Total
Radford	12	7	15	14	**48**
Asheville	11	10	18	19	**58**

Official Basketball Box Score -- Game Totals -- Final Statistics
Campbell vs Asheville
02/27/16 2:00 p.m. at Kimmel Arena / Asheville, N.C.

Campbell 64 • 10-16, 5-12 BSC

##	Player		Total FG-FGA	3-Ptr FG-FGA	FT-FTA	Rebounds Off	Def	Tot	PF	TP	A	TO	Blk	Stl	Min
11	EDWARDS, RaeChaun	*	2-12	1-5	2-2	0	6	6	2	7	3	7	0	3	37
15	COFFER, Amanda	*	4-8	1-1	0-0	1	3	4	4	9	0	1	0	0	19
20	BROWN, Qua	*	2-4	0-0	0-3	1	3	4	3	4	1	5	0	1	25
21	PRICE, Summer	*	8-20	4-7	3-5	1	3	4	3	23	2	0	0	2	38
33	ROUSE, MaKala	*	2-4	1-1	0-0	2	2	4	1	5	1	2	0	1	32
12	BOWNS, Caroline		0-0	0-0	0-0	0	0	0	0	0	0	0	0	0	1
22	DANIEL, Tiffany		2-3	0-0	0-0	1	1	2	2	4	0	0	0	0	15
25	EMANUEL, Bria		2-4	0-0	8-8	4	2	6	4	12	0	2	0	1	17
30	PONE, Jessica		0-0	0-0	0-0	0	2	2	2	0	0	0	0	0	12
41	CRIBB, Brianna		0-0	0-0	0-0	0	0	0	0	0	0	0	0	0	3
44	LONG, Hannah		0-0	0-0	0-0	0	0	0	2	0	0	0	0	0	1
	Team					6	3	9							
	Totals		22-55	7-14	13-18	16	25	41	23	64	7	17	0	8	200

FG % 1st Half: 11-27 40.7% 2nd half: 11-28 39.3% Game: 22-55 40.0%
3FG % 1st Half: 4-7 57.1% 2nd half: 3-7 42.9% Game: 7-14 50.0%
FT % 1st Half: 2-5 40.0% 2nd half: 11-13 84.6% Game: 13-18 72.2%

Deadball Rebounds 0

Asheville 56 • 21-5, 14-3 BSC

##	Player		Total FG-FGA	3-Ptr FG-FGA	FT-FTA	Rebounds Off	Def	Tot	PF	TP	A	TO	Blk	Stl	Min
03	MAJOR, Chatori	*	5-8	4-7	4-4	3	3	6	2	18	0	3	0	2	30
22	KNUCKLES, Tianna	*	0-10	0-7	0-0	1	3	4	2	0	0	1	0	0	31
24	BRAYBOY, Ja'Da	*	4-9	0-2	0-1	1	0	1	2	8	3	3	0	0	24
30	LOVE, Paige	*	0-7	0-0	2-2	0	1	1	0	2	2	2	0	1	20
31	WEAVER, K.J.	*	2-6	0-0	4-8	5	7	12	2	8	0	1	2	3	29
10	WALL, Jessica		1-3	1-3	0-0	0	0	0	2	3	1	3	0	1	15
11	WEBB, Khaila		3-4	0-0	2-3	2	1	3	2	8	0	3	1	0	21
15	DENGOKL, Sonora		1-2	0-0	4-4	1	1	2	2	6	0	1	0	0	10
23	WILSON, Tiffany		0-1	0-0	0-0	1	3	4	2	0	0	0	0	0	8
34	FITZGERALD, Bronaza		1-2	0-0	1-3	1	0	1	2	3	0	3	0	0	12
	Team					4	3	7							
	Totals		17-52	5-19	17-25	19	22	41	18	56	6	20	3	7	200

FG % 1st Half: 6-27 22.2% 2nd half: 11-25 44.0% Game: 17-52 32.7%
3FG % 1st Half: 1-8 12.5% 2nd half: 4-11 36.4% Game: 5-19 26.3%
FT % 1st Half: 10-14 71.4% 2nd half: 7-11 63.6% Game: 17-25 68.0%

Deadball Rebounds 0

Officials: Erica Bradley, Regina Smith, Tunita Dumas
Technical fouls: Campbell-None. Asheville-None.
Attendance:

Score by periods	1st	2nd	3rd	4th	Total
Campbell	16	12	18	18	**64**
Asheville	12	11	16	17	**56**

Official Basketball Box Score -- Game Totals -- Final Statistics
Asheville vs Gardner-Webb
02/23/16 7:00 pm at Boiling Springs, NC - Paul Porter Arena

Asheville 51 • 21-5, 14-3 BSC

##	Player		Total FG-FGA	3-Ptr FG-FGA	FT-FTA	Rebounds Off	Def	Tot	PF	TP	A	TO	Blk	Stl	Min
03	MAJOR, Chatori	*	4-14	1-9	0-0	1	3	4	2	9	1	2	1	0	31
11	WEBB, Khaila	*	2-5	1-1	0-0	2	1	3	1	5	3	0	0	0	29
22	KNUCKLES, Tianna	*	1-6	0-4	2-5	0	1	1	4	4	2	1	0	0	22
24	BRAYBOY, Ja'Da	*	2-7	0-3	1-4	1	3	4	5	5	1	3	0	0	36
31	WEAVER, K.J.	*	7-11	0-0	1-3	3	5	8	3	15	1	0	2	0	31
10	WALL, Jessica		0-1	0-1	0-0	0	0	0	0	0	1	0	0	0	4
15	DENGOKL, Sonora		0-3	0-0	0-0	0	1	1	0	0	1	0	0	0	10
23	WILSON, Tiffany		1-2	0-0	2-2	0	1	1	2	4	0	1	0	1	9
30	LOVE, Paige		0-1	0-0	0-0	0	1	1	1	0	1	4	0	0	19
34	FITZGERALD, Bronaza		4-4	0-0	1-2	4	1	5	5	9	0	2	0	1	9
	Team					3	2	5				1			
	Totals		21-54	2-18	7-16	14	19	33	23	51	11	14	3	2	200

FG % 1st Half: 11-28 39.3% 2nd half: 10-26 38.5% Game: 21-54 38.9%
3FG % 1st Half: 2-7 28.6% 2nd half: 0-11 0.0% Game: 2-18 11.1%
FT % 1st Half: 4-8 50.0% 2nd half: 3-8 37.5% Game: 7-16 43.8%

Deadball Rebounds 4

Gardner-Webb 57 • 18-10, 12-6 BSC

##	Player		Total FG-FGA	3-Ptr FG-FGA	FT-FTA	Rebounds Off	Def	Tot	PF	TP	A	TO	Blk	Stl	Min
11	PARKER, Olivia	*	3-7	1-3	0-0	0	4	4	4	7	0	2	0	1	23
20	STANFORD, Ky'Asia	*	0-0	0-0	0-0	0	1	1	1	0	5	1	0	0	8
22	BROWN, Candace	*	5-17	0-2	4-6	8	3	11	3	14	1	0	0	3	39
25	HILL, Alexus	*	7-13	3-5	0-2	1	1	2	2	17	2	1	1	1	32
42	QUINN, Alicia	*	1-1	0-0	0-0	3	2	5	3	2	0	2	0	0	17
00	JENKINS, Charlisa		0-2	0-0	1-2	1	0	1	2	1	0	1	0	0	6
02	CURRIE, Kiera		0-2	0-0	0-0	2	0	2	0	0	0	1	0	0	8
03	HUNTSMAN, Tierra		1-8	0-3	5-8	0	3	3	0	7	3	1	1	0	33
12	ADEBAYO, Evelyn		3-6	0-0	1-2	3	7	10	2	7	1	4	0	0	23
14	TIBBS, Celia		1-1	0-0	0-2	2	1	3	0	2	0	1	0	0	11
	Team					3	2	5				1			
	Totals		21-57	4-13	11-22	23	24	47	17	57	12	15	2	5	200

FG % 1st Half: 15-29 51.7% 2nd half: 6-28 21.4% Game: 21-57 36.8%
3FG % 1st Half: 4-7 57.1% 2nd half: 0-6 0.0% Game: 4-13 30.8%
FT % 1st Half: 4-6 66.7% 2nd half: 7-16 43.8% Game: 11-22 50.0%

Deadball Rebounds 5

Officials:
Technical fouls: Asheville-None. Gardner-Webb-None.
Attendance: 309

Score by periods	1st	2nd	3rd	4th	Total
Asheville	13	15	14	9	**51**
Gardner-Webb	24	14	6	13	**57**

Official Basketball Box Score -- Game Totals -- Final Statistics
Charleston So. vs Asheville
03/01/16 7:00 p.m. at Kimmel Arena / Asheville, N.C.

Charleston So. 68 • 13-16, 8-12 BSC

##	Player		Total FG-FGA	3-Ptr FG-FGA	FT-FTA	Rebounds Off	Def	Tot	PF	TP	A	TO	Blk	Stl	Min
05	LONG, Nayla	*	4-6	1-2	0-0	4	1	5	1	9	0	1	0	0	18
14	ROBINSON, Raemond	*	0-2	0-0	0-2	0	2	2	5	0	2	2	0	1	24
20	POLLARD, Demetrius	*	2-7	2-6	0-0	0	0	0	5	6	0	1	0	2	17
23	HOWARD, Javis	*	6-16	0-3	0-0	3	2	5	0	12	6	3	0	2	33
25	MAXIMILIEN, Monique	*	4-9	0-0	0-0	2	0	2	5	8	1	1	0	0	18
03	JACKSON, Ke'Asia		3-10	0-2	1-1	1	2	3	1	7	2	4	0	0	21
11	JOHNSON, Wesley		0-0	0-0	0-0	0	0	0	0	0	1	0	0	0	0
13	RAYMOND, Jantzen		3-9	3-6	0-0	2	0	2	0	9	0	1	0	1	8
21	WASHINGTON, Jabbar		1-5	0-1	0-0	2	0	2	4	2	0	1	0	0	7
22	DURKEE, Zach		3-8	0-2	3-4	5	0	5	2	9	3	0	0	1	24
24	MMONU, UGO		1-1	0-0	0-0	1	4	5	4	2	0	2	0	1	16
42	SAUNDERS, Breanna		1-2	0-0	2-4	1	1	2	3	4	0	0	0	0	13
	Team					4	1	5							
	Totals		28-75	6-22	6-11	25	13	38	30	68	15	16	0	8	199

FG % 1st Half: 11-31 35.5% 2nd half: 17-44 38.6% Game: 28-75 37.3%
3FG % 1st Half: 2-9 22.2% 2nd half: 4-13 30.8% Game: 6-22 27.3%
FT % 1st Half: 0-0 0.0% 2nd half: 6-11 54.5% Game: 6-11 54.5%

Deadball Rebounds 0

Asheville 91 • 22-6, 15-4 BSC

##	Player		Total FG-FGA	3-Ptr FG-FGA	FT-FTA	Rebounds Off	Def	Tot	PF	TP	A	TO	Blk	Stl	Min
03	MAJOR, Chatori	*	4-6	3-3	1-1	0	2	2	1	12	0	3	0	2	21
15	DENGOKL, Sonora	*	3-6	1-1	3-6	2	3	5	2	10	0	2	0	0	19
24	BRAYBOY, Ja'Da	*	2-3	0-0	3-3	1	3	4	1	7	2	2	0	1	22
30	LOVE, Paige	*	0-1	0-0	1-4	0	0	0	1	1	2	2	0	1	23
31	WEAVER, K.J.	*	3-3	0-0	1-2	3	3	6	3	7	0	1	0	1	11
05	TONEY, Alexis		0-0	0-0	0-0	0	0	0	1	0	0	1	0	0	2
10	WALL, Jessica		2-4	1-3	1-2	0	0	0	2	6	2	1	1	1	18
11	WEBB, Khaila		3-5	0-0	4-5	1	2	3	2	10	3	2	0	0	25
14	SMITH, Tyler		1-1	0-0	1-2	0	1	1	0	3	0	1	0	0	3
20	FISHER, Kelli		0-0	0-0	1-2	0	0	0	0	1	0	1	0	0	2
22	KNUCKLES, Tianna		4-11	1-6	2-2	1	2	3	0	11	0	1	0	0	18
23	WILSON, Tiffany		1-1	0-0	3-5	2	3	5	4	5	1	1	1	0	10
32	TRANI, Ali		0-2	0-2	0-0	0	0	0	2	0	0	1	0	0	8
34	FITZGERALD, Bronaza		6-9	0-0	6-8	7	8	15	0	18	0	4	1	0	17
	Team					8	0	8							
	Totals		29-52	6-15	27-42	25	27	52	19	91	10	23	3	6	199

FG % 1st Half: 16-29 55.2% 2nd half: 13-23 56.5% Game: 29-52 55.8%
3FG % 1st Half: 4-10 40.0% 2nd half: 2-5 40.0% Game: 6-15 40.0%
FT % 1st Half: 12-17 70.6% 2nd half: 15-25 60.0% Game: 27-42 64.3%

Deadball Rebounds 0

Officials: Talisa Green, Ryan Freeman, Jerrald Drummond
Technical fouls: Charleston So.-TEAM. Asheville-None.
Attendance: 817

Score by periods	1st	2nd	3rd	4th	Total
Charleston So.	14	10	13	31	**68**
Asheville	26	22	25	18	**91**

2015-16 **UNC ASHEVILLE** Season Box Scores

Official Basketball Box Score -- Game Totals -- Final Statistics
High Point vs Asheville
03/05/16 2:00 p.m. at Justice Center /Asheville, N.C.

High Point 64 • 11-17, 10-9 BSC

##	Player		Total FG-FGA	3-Ptr FG-FGA	FT-FTA	Rebounds Off	Def	Tot	PF	TP	A	TO	Blk	Stl	Min
00	HATFIELD, Haleigh	*	1-8	0-4	2-2	3	3	6	4	4	1	2	0	0	29
01	HARRIS, Kat	*	7-13	4-5	2-2	0	0	0	3	20	2	6	0	0	29
03	KEYS, Kaylah	*	4-12	1-3	0-0	5	4	9	4	9	3	0	0	1	32
10	BOCKRATH, Emma	*	6-13	0-3	0-0	1	3	4	4	12	0	2	0	2	38
33	ALLEN, Aariel	*	0-1	0-0	0-0	0	0	0	1	0	1	0	0	1	12
12	CHANDLER, Kyrie'		0-2	0-1	0-0	0	0	0	0	0	0	1	0	0	9
14	MORGAN, Shea		0-0	0-0	2-2	2	2	4	3	2	1	1	0	0	14
15	MICHALSKA, Maja		0-0	0-0	0-0	1	0	1	0	0	0	0	0	0	0
21	EDWARDS, Lindsey		3-5	0-0	3-4	0	2	2	2	9	1	2	0	0	21
24	CURRIE, Kennedy		4-5	0-0	0-0	0	2	2	1	8	0	1	0	0	18
	Team					1	2	3							
	Totals		25-59	5-16	9-10	13	18	31	22	64	9	15	0	4	202

FG % 1st Half:	12-26	46.2%	2nd half:	13-33	39.4%	Game: 25-59	42.4%
3FG % 1st Half:	2-7	28.6%	2nd half:	3-9	33.3%	Game: 5-16	31.3%
FT % 1st Half:	4-4	100.0	2nd half:	5-6	83.3%	Game: 9-10	90.0%

Deadball Rebounds 0,1

Asheville 85 • 22-6, 15-4 BSC

##	Player		Total FG-FGA	3-Ptr FG-FGA	FT-FTA	Rebounds Off	Def	Tot	PF	TP	A	TO	Blk	Stl	Min
03	MAJOR, Chatori	*	6-15	2-6	3-3	1	5	6	1	17	0	1	0	1	37
22	KNUCKLES, Tianna	*	4-13	2-9	2-2	0	1	1	0	12	1	1	0	0	27
24	BRAYBOY, Ja'Da	*	0-2	0-1	0-0	1	2	3	2	0	4	1	0	0	22
30	LOVE, Paige	*	6-8	3-3	0-0	4	1	5	2	15	1	0	0	0	24
31	WEAVER, K.J.	*	2-5	0-0	2-2	4	3	7	3	6	0	2	2	0	25
10	WALL, Jessica		0-1	0-1	2-2	0	0	0	0	2	1	0	0	0	18
11	WEBB, Khaila		5-6	0-0	4-4	1	3	4	0	14	2	2	0	0	20
14	SMITH, Tyler		1-1	0-0	0-0	0	0	0	0	2	0	1	0	0	1
15	DENGOKL, Sonora		2-4	0-0	3-4	3	2	5	0	7	0	3	0	1	13
23	WILSON, Tiffany		1-2	0-0	0-0	0	0	0	0	2	1	0	0	0	3
34	FITZGERALD, Bronaza		3-5	0-0	2-3	1	0	1	2	8	0	1	0	0	11
	Team					2	5	7							
	Totals		30-62	7-20	18-20	17	22	39	10	85	10	12	2	2	201

FG % 1st Half:	16-34	47.1%	2nd half:	14-28	50.0%	Game: 30-62	48.4%
3FG % 1st Half:	5-14	35.7%	2nd half:	2-6	33.3%	Game: 7-20	35.0%
FT % 1st Half:	2-2	100.0	2nd half:	16-18	88.9%	Game: 18-20	90.0%

Deadball Rebounds 0

Officials: Dan Outlaw, Carla Roberts, Robert Webb
Technical fouls: High Point-None. Asheville-None.
Attendance:

Score by periods	1st	2nd	3rd	4th	Total
High Point	17	13	26	8	**64**
Asheville	14	25	20	26	**85**

Official Basketball Box Score -- Game Totals -- Final Statistics
Presbyterian vs Asheville
03/12/16 2:00 PM at Asheville, N.C. (Kimmel Arena)

Presbyterian 55 • 18-13

##	Player		Total FG-FGA	3-Ptr FG-FGA	FT-FTA	Rebounds Off	Def	Tot	PF	TP	A	TO	Blk	Stl	Min
10	STOREY, Cortney	*	5-12	2-6	1-2	0	3	3	4	13	4	4	0	0	37
12	KELLY, Aianna	*	2-3	1-2	0-0	1	3	4	0	5	0	3	0	0	9
14	MILES, Janie	*	3-13	3-10	2-2	3	1	4	3	11	1	3	1	1	36
21	PETTY, Taylor	*	5-10	4-8	0-1	0	1	1	3	14	1	0	0	1	36
45	WAGNER, Allie	*	2-5	1-1	1-1	3	1	4	5	6	1	3	0	2	25
05	WALKER, Rebecca		1-5	0-3	2-2	1	5	6	2	4	1	0	0	0	31
15	CLIFTON, Yakima		0-1	0-1	0-0	2	1	3	1	0	1	0	0	0	8
30	REFFNER, Kaycie		0-0	0-0	0-0	1	0	1	0	0	1	0	0	0	4
32	VIROLA, Salina		1-8	0-1	0-0	2	0	2	0	2	0	0	0	0	14
	Team					3	3	6							
	Totals		19-57	11-32	6-8	16	18	34	18	55	10	13	1	4	200

FG % 1st Half:	8-23	34.8%	2nd half:	11-34	32.4%	Game: 19-57	33.3%
3FG % 1st Half:	6-15	40.0%	2nd half:	5-17	29.4%	Game: 11-32	34.4%
FT % 1st Half:	4-4	100.0	2nd half:	2-4	50.0%	Game: 6-8	75.0%

Deadball Rebounds 1

Asheville 65 • 25-6

##	Player		Total FG-FGA	3-Ptr FG-FGA	FT-FTA	Rebounds Off	Def	Tot	PF	TP	A	TO	Blk	Stl	Min
03	MAJOR, Chatori	*	8-14	4-6	2-3	0	5	5	4	22	1	2	1	2	34
22	KNUCKLES, Tianna	*	5-9	4-7	1-2	1	5	6	2	15	2	3	1	1	27
24	BRAYBOY, Ja'Da	*	3-4	0-0	6-6	0	3	3	2	12	1	0	0	0	25
30	LOVE, Paige	*	1-1	0-0	0-0	0	1	1	1	2	1	0	0	0	16
31	WEAVER, K.J.	*	0-5	0-0	2-4	2	2	4	2	2	0	1	3	0	23
10	WALL, Jessica		0-2	0-2	0-0	0	0	0	0	0	1	0	0	0	14
11	WEBB, Khaila		2-7	0-1	3-6	3	4	7	0	7	2	3	0	1	30
15	DENGOKL, Sonora		1-1	0-0	1-1	1	0	1	1	3	0	1	0	1	9
23	WILSON, Tiffany		0-0	0-0	0-0	0	1	1	0	0	0	0	0	0	9
34	FITZGERALD, Bronaza		1-3	0-0	0-0	1	1	2	1	2	0	1	0	0	13
	Team					1	1	2							
	Totals		21-46	8-16	15-22	9	23	32	13	65	8	11	5	5	200

FG % 1st Half:	11-25	44.0%	2nd half:	10-21	47.6%	Game: 21-46	45.7%
3FG % 1st Half:	5-9	55.6%	2nd half:	3-7	42.9%	Game: 8-16	50.0%
FT % 1st Half:	2-3	66.7%	2nd half:	13-19	68.4%	Game: 15-22	68.2%

Deadball Rebounds 5

Officials: Mark Hardcastle, Angelica Suffren, Nic Cappel
Technical fouls: Presbyterian-None. Asheville-None.
Attendance: 1891
Big South Tournament Record, most made 3-pt FG's (Semi's & Overall)
UNC Asheville is No. 1 seed, Presbyterian is No. 5 seed
UNC Asheville advances to Championship game
1:57 hr

Score by periods	1st	2nd	3rd	4th	Total
Presbyterian	8	18	17	12	**55**
Asheville	13	16	17	19	**65**

Official Basketball Box Score -- Game Totals -- Final Statistics
Campbell vs UNC Asheville
03/11/16 12:00 p.m. at Asheville, N.C. (Kimmel Arena)

Campbell 42 • 13-18

##	Player		Total FG-FGA	3-Ptr FG-FGA	FT-FTA	Rebounds Off	Def	Tot	PF	TP	A	TO	Blk	Stl	Min
15	COFFER, Amanda	f	1-8	0-1	0-0	1	2	3	4	2	0	3	0	0	19
20	BROWN, Qua	f	3-6	0-0	0-0	0	2	2	3	6	1	0	0	0	18
11	EDWARDS, RaeChaun	g	1-10	0-3	3-4	1	4	5	0	5	2	6	0	1	27
21	PRICE, Summer	g	0-6	0-2	2-2	1	2	3	2	2	0	1	0	1	20
33	ROUSE, MaKala	g	2-3	0-0	0-0	0	3	3	2	4	0	0	0	0	15
04	MANGUM, Krystal		1-4	0-0	0-0	0	1	1	0	2	1	0	0	0	11
12	BOWNS, Caroline		0-5	0-3	0-0	1	1	2	0	0	0	0	0	0	20
14	ALLISON, Alyshia		0-2	0-0	0-0	1	0	1	1	0	0	0	0	0	7
22	DANIEL, Tiffany		0-1	0-0	0-2	1	0	1	2	0	0	4	0	0	8
25	EMANUEL, Bria		1-2	0-0	0-0	0	1	1	0	2	0	1	0	1	13
30	PONE, Jessica		2-5	2-3	4-4	1	3	4	0	10	1	2	0	1	20
40	SMITH, Sarah		1-2	0-0	2-2	0	0	0	3	4	0	0	0	0	9
41	CRIBB, Brianna		1-1	0-0	3-6	2	3	5	2	5	0	2	0	0	11
50	YARBOROUGH, Jewell		0-1	0-0	0-0	1	0	1	0	0	0	1	0	0	2
	Team					2	4	6							
	Totals		13-56	2-12	14-20	12	26	38	19	42	5	20	0	4	200

FG % 1st Half:	9-28	32.1%	2nd half:	4-28	14.3%	Game: 13-56	23.2%
3FG % 1st Half:	1-7	14.3%	2nd half:	1-5	20.0%	Game: 2-12	16.7%
FT % 1st Half:	5-6	83.3%	2nd half:	9-14	64.3%	Game: 14-20	70.0%

Deadball Rebounds 4

UNC Asheville 70 • 24-6

##	Player		Total FG-FGA	3-Ptr FG-FGA	FT-FTA	Rebounds Off	Def	Tot	PF	TP	A	TO	Blk	Stl	Min
31	WEAVER, K.J.	c	2-3	0-0	2-2	2	3	5	3	6	0	0	0	0	13
03	MAJOR, Chatori	g	4-9	4-7	2-2	0	2	2	1	14	1	1	0	0	20
22	KNUCKLES, Tianna	g	4-12	1-5	4-4	0	3	3	1	13	0	0	2	1	20
24	BRAYBOY, Ja'Da	g	0-3	0-3	2-2	0	1	1	2	2	2	1	0	1	21
30	LOVE, Paige	g	0-2	0-1	0-0	0	1	1	1	0	3	1	0	1	19
05	TONEY, Alexis		0-2	0-0	0-0	1	0	1	1	0	0	1	0	1	2
10	WALL, Jessica		3-5	3-5	0-0	0	0	0	1	9	2	1	0	0	20
11	WEBB, Khaila		5-10	1-2	4-5	1	3	4	1	15	1	1	0	1	23
14	SMITH, Tyler		0-0	0-0	1-2	1	0	1	0	1	0	0	0	0	6
15	DENGOKL, Sonora		2-4	0-0	4-8	2	0	2	5	8	2	2	0	1	19
20	FISHER, Kelli		0-1	0-0	0-0	1	0	1	0	0	0	0	0	0	2
23	WILSON, Tiffany		0-2	0-0	0-0	1	5	6	3	0	0	3	1	1	15
32	TRANI, Ali		0-1	0-1	0-0	0	1	1	0	0	1	0	0	0	8
34	FITZGERALD, Bronaza		0-3	0-0	2-2	3	7	10	0	2	0	2	0	0	12
	Team					2	7	9							
	Totals		20-57	9-24	21-27	14	33	47	19	70	12	13	3	7	200

FG % 1st Half:	14-29	48.3%	2nd half:	6-28	21.4%	Game: 20-57	35.1%
3FG % 1st Half:	8-15	53.3%	2nd half:	1-9	11.1%	Game: 9-24	37.5%
FT % 1st Half:	9-11	81.8%	2nd half:	12-16	75.0%	Game: 21-27	77.8%

Deadball Rebounds 3

Officials: Dan Outlaw, Angel Stanton, Karen Gruca, Nic Cappel (Alt)
Technical fouls: Campbell-None. UNC Asheville-None.
Attendance:
Big South Championship Quarterfinals
Asheville is #1 seed, Campbell is #8 seed
Asheville advances to play No. 5 Presbyterian
1:59 hr

Score by periods	1st	2nd	3rd	4th	Total
Campbell	11	13	6	12	**42**
UNC Asheville	23	22	18	7	**70**

Points	In Paint	Off T/O	2nd Chance	Fast Break	Bench
CUWBB	16	7	6	0	23
AVL	15	21	7	5	35

Official Basketball Box Score -- Game Totals -- Final Statistics
Liberty vs Asheville
03/13/16 2:00 p.m. at Asheville, N.C. (Kimmel Arena)

Liberty 62 • 20-12

##	Player		Total FG-FGA	3-Ptr FG-FGA	FT-FTA	Rebounds Off	Def	Tot	PF	TP	A	TO	Blk	Stl	Min
34	ADAMS, Katelyn	f	3-7	0-0	0-0	5	3	8	2	6	0	1	2	1	22
44	KEARNEY, Catherine	f	5-14	0-0	0-0	6	6	12	3	10	3	0	4	1	35
02	LEATHERWOOD, Candic	g	2-14	0-1	5-8	0	4	4	4	9	7	2	0	1	49
03	ELLIS, Sadalia	g	0-0	0-0	0-0	0	0	0	0	0	0	1	0	0	3
23	ALEXANDER, Brooke	g	1-5	0-1	0-0	1	1	2	1	2	0	2	0	0	14
01	SANDERS, Mickayla		0-11	0-5	1-2	2	4	6	2	1	2	1	0	1	38
10	FISHER-DAVIS, Jaymee		3-6	3-6	0-0	3	5	8	4	9	0	2	0	0	40-
21	JOHNSON, Mikal		1-1	1-1	0-0	0	0	0	1	3	0	0	0	0	6
30	BARBOUR, KK		0-0	0-0	0-0	0	0	0	0	0	0	0	0	0	4
55	RININGER, Ashley		9-15	0-0	4-5	1	7	8	1	22	1	1	0	0	39
	Team					2	3	5				2			
	Totals		24-73	4-14	10-15	20	33	53	18	62	13	12	6	4	250

FG % 1st Half:	11-33	33.3%	2nd half:	9-23	39.1%	OT:	4-17	23.5%	Game: 24-73 32.9%
3FG % 1st Half:	3-6	50.0%	2nd half:	1-6	16.7%	OT:	0-2	0.0%	Game: 4-14 28.6%
FT % 1st Half:	5-6	83.3%	2nd half:	4-7	57.1%	OT:	1-2	50.0%	Game: 10-15 66.7%

Deadball Rebounds 6,1

Asheville 64 • 26-6

##	Player		Total FG-FGA	3-Ptr FG-FGA	FT-FTA	Rebounds Off	Def	Tot	PF	TP	A	TO	Blk	Stl	Min
31	WEAVER, K.J.	c	0-3	0-0	0-2	2	5	7	2	0	0	1	1	2	30
03	MAJOR, Chatori	g	7-26	3-12	4-5	0	5	5	4	21	3	0	3	1	43
22	KNUCKLES, Tianna	g	3-13	1-6	1-2	5	1	6	0	8	0	0	0	0	32
24	BRAYBOY, Ja'Da	g	1-6	0-3	4-4	0	3	3	1	6	1	3	1	1	20
30	LOVE, Paige	g	3-9	2-4	0-1	4	2	6	0	8	2	0	0	1	28
10	WALL, Jessica		3-8	3-7	0-0	2	1	3	0	9	2	0	0	0	28
11	WEBB, Khaila		1-6	0-1	0-0	1	2	3	2	2	3	1	0	0	24
15	DENGOKL, Sonora		0-0	0-0	0-0	0	0	0	0	0	0	1	0	0	3
23	WILSON, Tiffany		1-5	0-0	0-0	4	3	7	3	2	0	1	1	0	29
34	FITZGERALD, Bronaza		2-3	0-0	4-6	5	2	7	3	8	0	0	0	1	13
	Team					2	3	5							
	Totals		21-79	9-33	13-20	25	27	52	15	64	11	7	6	6	250

FG % 1st Half:	8-30	26.7%	2nd half:	8-33	24.2%	OT:	5-16	31.3%	Game: 21-79 26.6%
3FG % 1st Half:	3-14	21.4%	2nd half:	5-14	35.7%	OT:	1-5	20.0%	Game: 9-33 27.3%
FT % 1st Half:	4-5	80.0%	2nd half:	9-12	75.0%	OT:	0-3	0.0%	Game: 13-20 65.0%

Deadball Rebounds 6,1

Officials: Bryan Brunette, Talisa Green, Jennifer Rezac
Technical fouls: Liberty-None. Asheville-None.
Attendance: 1892
2016 Big South Tournament Championship
UNC Asheville receives automatic bid to 2016 NCAA Tournament

Score by periods	1st	2nd	3rd	4th	OT	OT2	Total
Liberty	18	12	9	14	7	2	**62**
Asheville	12	11	15	15	7	4	**64**

UNC Asheville's Love lives to help others

Bob Berghaus, bberghaus@citizen-times.com

2:59 p.m. EST December 24, 2015

ASHEVILLE - Paige Love not only gives her time when she does community service, she gives her heart.

Love, a senior guard on the UNC Asheville women's basketball team, is required - along with her teammates - to do a certain amount of community service. But Love doesn't do anything halfway.

Helping others Is something that she knows is important, that she plans to do throughout her life.

Love looks forward to lending a hand, whether it's taking meals to senior citizens or conducting basketball clinics with children or landscaping at Shiloh Community Gardens. She is a leader on the court and off. Teammates see her enthusiasm when she's out in the community and want to be part of the joy she spreads.

"The neat thing about Paige is her community service is motivated by helping people," said UNC Asheville coach Brenda Mock Kirkpatrick, whose team has a 9-2 record this season.

"She's not someone who is a one and done participant. She seeks out and connects with people in the community, and I see her going back to those same people time and time again to serve them and to help them with what they need.

"She's the first person to grab a teammate and she has a 'come with me' attitude with her teammates and she does that without prompting from the coaching staff or from the athletic department."

Love also has done things that don't have anything to do with projects assigned by the school. She's developed a special friendship with Elijah Roberts, who is battling Hodgkin's lymphoma, a cancer that originates from a specific type of white blood cells called lympocytes.

"I think my community service exploded when I met the Roberts' family," said Love, a health and wellness major from North Wilkesboro, who is averaging 7.9 points and 4.2 rebounds a game this season.

"It's not about community service anymore. It's a relationship that is very important to me and it's a relationship that's really close to my heart."

Major calls player of year honor "unreal"

By Chris Miller
Daily News Staff

Posted Mar. 11, 2016 at 6:15 AM

Chatori Major said she was just hoping that "maybe people would know my name" during her collegiate basketball career at North Carolina-Asheville.

The 20-year-old former Lejeune High standout certainly accomplished that goal after Major was named the Big South Conference's player of the year.

"It's unreal," the junior said. "I was surprised when my coach told me because I wasn't expecting it."

The 5-foot-7 Major took the league's top player award after leading the Bulldogs in scoring with 13.4 points per game to go along with 3.2 rebounds. She also finished in the top 10 in the conference in three-point percentage (2nd), scoring (4th), field goal percentage (4th), and 3-pointers made (8th).

Major's efforts helped Asheville (23-6, 16-4) to its first Big South Conference regular-season title and set a school record for most league victories. The top-seeded Bulldogs host No. 9 Campbell (13-17) on Friday in the quarterfinals of the conference tournament.

"It's a very big honor," Major said in a telephone interview Thursday.

Major, who graduated from Lejeune in 2013, started all 29 games. Eleven times she led UNCA in scoring and hit double digits in 21 games.

"Being confident," she said when asked what attributed to her individual success. "I was able to attack the basket and I was able to open penetration lanes for my teammates. When teams focused on me, it opened things for my teammates."

While pleased with her award, Major said she isn't content.

"I'm happy, but I'm not satisfied," she said. "I feel there's so much more left, not just from me but also from my team. I'm excited to see what's going to happen in the tournament."

And Major's main focus now is winning the conference tournament and earning the league's automatic bid to the NCAA tournament.

"We just have to take it game by game and possession by possession like we've done all season and play our game," she said. "It definitely gives us motivation to win it since our guys did it. I'm happy for them, but now it's our turn."

With Major hoping to lead the way.

"I'm a nervous person and I would say there's a lot of pressure on me, but everybody has been telling me to just do my thing and everything will fall in place," she said. "I know if I'm not scoring, my teammates will."

Kirkpatrick knows all about Kentucky

Bob Berghaus
bberghaus@citizen-times.com
2:51 p.m. EDT March 15, 2016

ASHEVILLE – UNC Asheville coach Brenda Mock Kirkpatrick is well aware of the success of Kentucky, the Bulldogs' opening round foe in the NCAA women's tournament.

Before coming to Asheville in 2012, Kirkpatrick was as an assistant at Florida, which competes in the Southeastern Conference with Kentucky.

"I spent five years as an assistant at Florida and have been watching Coach (Matthew) Mitchell build that program into a national powerhouse," she said Monday after learning the Bulldogs earned a No. 14 seed to the Lexington Regional against the No. 3 seeded Wildcats.

"They have continued that success since I left the SEC four years ago and will be an incredibly tough opponent on Saturday. I have watched them a couple of times this season, and they were very impressive in the conference tournament. We look forward to Saturday, and we know that it will be an exciting environment because Kentucky fans support their women's basketball program very well."

Kentucky (23-7) lost to No. 2 South Carolina in the SEC semifinals. The Bulldogs (26-6) won the Big South regular-season title and earned a bid to the tournament with a 64-62 win over Liberty in two overtimes in the Big South tournament championship game Sunday.

Saturday's game will begin at 4 p.m. and will be televised on ESPN2.

The Asheville men are seeded 15th in the South Region and will play No. 2 Villanova at 12:40 p.m. Friday in Brooklyn, N.Y.

"Obviously, we were extremely excited to be involved in the selection show process and enter the prestigious field of 64 teams," Kirkpatrick said.

"I was very pleased with our 14 seed and also the location of our game being in close proximity to Asheville so fans who are unable to make the men's tournament can still be a part of the dance."

Coaches of Asheville men, women share special

Bob Berghaus
bberghaus@citizen-times.com
10:27 a.m. EDT March 16,

Seconds after the UNC Asheville women beat Liberty on Sunday at Kimmel Arena to earn a berth in the NCAA tournament, some of the first people on the floor to celebrate with the women were members of the Bulldogs' men's team.

It was a scene that didn't surprise those close to the program.

There is a closeness between the teams and it begins with the coaches.

Brenda Mock Kirkpatrick and Nick McDevitt can't help but run into each other several times a day because their offices are separated by a conference room, which they share along with a printer.

They wouldn't want it any other way. McDevitt is a fan of Kirkpatrick and her staff and Kirkpatrick feels the same way about the men's coaches.

"I'm thankful he is who he is," said Kirkpatrick, whose team, seeded 14th in the Lexington Region, has a 26-6 record and will play No. 3 Kentucky in the opening round of the tournament on Saturday.

"With those close quarters if there was a guy down there that who was not invested in women's basketball, that's going to make our job uncomfortable. He is so humble and he's never come across that 'We're men's basketball, we should be the top dog around here.' I've never felt that way."

And make no mistake. McDevitt is a big fan of Kirkpatrick and what she's accomplished in turning around a program that had fallen to the bottom of the Big South.

Nick McDevitt and his UNC Asheville men's team will play Villanova on Friday.
"We talk every day and we probably watch each other at some point during a practice multiple times during the week," said McDevitt, who was an assistant when Kirkpatrick joined the women's program in 2012.

His team left Wednesday for Brooklyn where the No. 15 seed Bulldogs will play No. 2 Villanova on Friday in the NCAA tournament.

"We've stolen drills from each other," he said. "It's like 'Hey, that's a little bit better way of doing that drill.' We may tweak something from what we see. We talk about our players to each other all the time. We're close.

"It's phenomenal what those young ladies have done and what she's done to go from two wins to winning the outfight championship and winning 26 games. She's got a really good bunch. They're athletic, coachable and a group of good girls who are doing it the right way."

Before coming to Asheville, Kirkpatrick worked as an assistant at Charlotte, Georgia Tech and Florida. Men's assistant Brett Carey spent some time at South Carolina. They both know that at bigger programs there may not be the camaraderie between the staffs that there is at Asheville.

"There is a closeness between not only our staffs but our teams as well and it's awesome to watch," Carey said.

"I've been other places, Brenda's been other places and you really don't get that a lot. I think it's unique. You don't want anybody feeling like a second fiddle. At the end of the day we're all coaching basketball and we're in this together.

"We can learn from them, they can learn from us. That's a good thing in my opinion."

It's part of what makes UNC Asheville special.

The Big South Conference

For more than 30 years, the Big South Conference has matured into a competitive leader in college athletics, actively pursuing excellence on the field of play and in the classroom. The League's growing presence as an NCAA Division I athletic conference is evident by notable accomplishments on the national stage, innovative marketing and media partnerships, increased television packages, and quality athletic competition while intentionally fostering the academic, personal, social, athletic and leadership development of each student-athlete. This has evolved into the Conference's mission of "Developing Leaders Through Athletics."

On April 24, 1983, Charleston Southern (then Baptist College) Athletic Director Howard Bagwell and Augusta President George Christenberry began recruiting members into the Big South and less than four months later on August 21, the Big South Conference was formed when Augusta, Charleston Southern, Campbell, Coastal Carolina and Winthrop committed to the new League. One month later, Dr. Edward M. Singleton was selected as the League's first Commissioner and continued to solicit new members. His efforts led to the additions of Armstrong State, Radford and UNC Asheville, giving the Big South more than the required six members to constitute an official conference. The Big South's first year of competition was in the Fall of 1984, and in September 1986, the Big South Conference was granted full-fledged NCAA Division I status.

During its infancy and prior to securing automatic bids to NCAA Championships, the Big South made early strides in earning at-large berths in several national postseason events, including volleyball, women's basketball and women's golf. In 1989, George F. "Buddy" Sasser replaced the retiring Dr. Singleton as Commissioner, and in 1990, the League received its first automatic bid -- an automatic qualifier to the NCAA Baseball Championship. Under Sasser's seven years of leadership, the Conference implemented its public relations and compliance programs, and introduced its first-ever men's basketball television package, featuring the Big South competing against some of the finest teams in the nation.

In August 1996, Kyle B. Kallander replaced Sasser as the League's third Commissioner, and in his 18 years at the helm of the Big South, Kallander has been instrumental in aggressively promoting the Conference to unprecedented new heights. The Conference has enjoyed record levels in marketing revenue during his tenure, as he has brought television coverage to Big South women's basketball, baseball, softball, men's and women's soccer, volleyball and women's lacrosse for the first time in Conference history, as well as increased national television exposure to the League as a whole through aggressive and unique television packages.

Under Kallander's leadership, the Big South developed and initiated its first long-range strategic plan, re-affirming the League's vision as a distinctive athletic Conference committed to the quality of institutional life through athletic competition. He also spearheaded the efforts to add football as a championship sport, which came to fruition in 2002, and oversaw the additions of men's and women's indoor track & field in 1997 and women's lacrosse in 2013. At the same time, Kallander has solidified Conference membership with double-digit member institutions for six consecutive years. Recent additions include High Point, Gardner-Webb, Presbyterian College and Longwood, plus the return of charter member Campbell University. Kallander's long range vision has also included technological advancements, as the Conference introduced its first live video streaming event in 2005 and has since expanded its video offerings to more than 800 annually through a partnership with the member institutions, as well as the creation of several online and social media platforms.

Since 2000, the Big South Conference has experienced monumental growth and success in nearly every sport. During this time, the Conference has had an individual National Champion six times, has had more than 325 All-Americans, has reached the quarterfinals in the FCS Playoffs as well as the "Sweet 16" in men's soccer, women's basketball and baseball; has received national Top 25 rankings in football, men's soccer, men's basketball, women's basketball, baseball, men's outdoor track & field, and men's golf; had an individual selected to play in the NCAA Singles Championship eight times in addition to the first men's tennis doubles at-large selection; had the first women's golf program advance to the national finals; had the No. 1 ranked men's golfer in the country; had the nation's top scoring men's basketball team five consecutive years as well as the national men's basketball scoring leader twice; has received two at-large playoff berths in the Football Championship Subdivision since 2006; has had nine NFL Draft picks; and has had two institutions finish in the top 10 in the NCAA Men's Golf Championships -- including the Conference's highest-ever team finish in an NCAA event (fifth in 2007).

In 2006-07, the Big South was the only Conference nationwide to have an at-large participant in the football playoffs (Coastal Carolina), a team in the Second Round of the NCAA Men's Basketball Tournament (Winthrop) and a No. 1 seed in the NCAA Baseball Regionals (Coastal Carolina). In fact, Coastal Carolina's baseball program has been a No. 1 seed four times -- including a national seed for the first time in 2010, while the Chanticleers' FCS playoff berth in 2006 came in just the fifth-year of the Big South's football existence. The 2009-10 season saw Liberty's Sam Chelanga win two NCAA National Championships (cross country, 10,000-meter run); Coastal Carolina's baseball team reach the Super Regionals for the second time in three years as well as being ranked No. 1 in the national RPI and as high as No. 3 in the national polls; and three women's basketball teams reached the postseason for the first time in Conference history. In 2010-11, Chelanga won two more NCAA National Championships (cross country, outdoor 5,000-meter run), the Big South had its first automatic bid recipient in football (Coastal Carolina), UNC Asheville reached the Second Round of the NCAA Men's Basketball Tournament, Coastal Carolina's women's golf team was the first in Conference history to advance to the NCAA Championship out of Regional play, and a League-record 18 baseball players were drafted in the 2011 MLB First-Year Player Draft. In 2011-12, the Big South had a record five individuals selected for the NCAA Men's Golf Regionals -- the most of any Division I conference, as well as a record 42 All-Americans.

In 2012-13, the Big South had 32 student-athletes earn All-America distinction, while another 12 were named Academic All-Americans. The Conference also had two football playoff teams – and two playoff wins -- for the first time, had a women's basketball team win a postseason game for the first time since 2005, had a League-record four men's basketball teams selected for postseason play, had two men's soccer teams reach the NCAA Tournament for the second consecutive season, and had two men's and women's golf programs selected for NCAA Regional play. This past season produced the League's first FCS playoff quarterfinalist, had four postseason wins in men's basketball, had its second women's golf team qualify for nationals, and tied the Conference-record with 13 Academic All-Americans.

Several former Big South student-athletes have also reached national prominence in recent years. Coastal Carolina's Amber Campbell made the U.S. Olympic Team in 2008 and 2012, and was one of five former Big South athletes to compete in the 2008 Games; High Point's Tamas Kovacs qualified for the 2012 London Games; VMI's Reggie Williams played in the NBA from 2010-14, Campbell's Eric Griffin signed with the Dallas Mavericks this past summer, UNC Asheville's Ty Wigginton was named an American League All-Star in 2010, and Coastal Carolina's Dustin Johnson has won nine PGA Tour events since departing the Big South Conference in 2007. Two former Big South baseball players made their major league debuts in 2014 (Eddie Butler and Tommy La Stella), while Avery Warley became the third Big South women's basketball player to play in the WNBA three years ago.

The Conference's tagline, "Developing Leaders Through Athletics" was unveiled in 2008-09 in conjunction with the Conference's 25th Anniversary. The League also honored its heritage with the Top 25 "Best of the Best" moments in League history from 1983-2008, with Liberty University's 10-year women's basketball championship run from 1996-2007 being crowned the No. 1 moment in the Big South's first 25 years. As part of the League's 30th anniversary celebration in 2013-14, All-Decade Teams were recognized for the first time in each sport. The Conference's on-field accomplishments have been duplicated in the classroom. For the past five years, nearly 50 percent of Conference's student-athletes were named to the Big South's Presidential Honor Roll for maintaining a 3.0 grade-point average for the academic year, and the League has had more than 120 Academic All-Americans in its history. Furthermore, the Big South has recorded double figure totals in NCAA Public Recognition Awards for APR progress the last five years.

UNC ASHEVILLE CHANCELLOR - DR. MARY GRANT

Mary K. Grant, Ph.D., was appointed UNC Asheville's seventh chancellor in August 2014 and began leadership of UNC Asheville in January 2015. Previously, she served for 12 years as president of Massachusetts College of Liberal Arts (MCLA), in North Adams, Massachusetts.

A leader in the public liberal arts, Grant oversaw growth in enrollment at MCLA, strengthened the connections between the college and the community and launched the college's first comprehensive capital campaign.

Grant is a passionate advocate for public higher education, civic engagement and community service. For her longstanding efforts and contributions, she received the 2014 MCLA Distinguished Alumnus Award, and received the 2014 New England Board of Higher Education's (NEBHE) Massachusetts State Merit Award. She is the recipient of the 2011 American Council on Education Massachusetts National Network of Women Leaders Lifetime Achievement Award and the 2011 Francis H. Hayden Award from the Berkshire Chamber of Commerce. In 2010, she received the Council for Advancement and Support of Education (CASE) District I Executive Leadership Award in recognition of her success in increasing MCLA's institutional stature in, and service to, the community. During her tenure as MCLA's 11th president, the college joined the Massachusetts State University System and was designated a top 10 public liberal arts college by U.S. News and World Report, joining UNC Asheville on this prestigious list.

Hallmarks of Grant's leadership include expanding academic programming and facilities; recruiting an array of outstanding new faculty; and providing students with new study away, internship, research, and service opportunities. She also provided leadership to advance the science, technology, engineering and math (STEM) agenda in Berkshire County and statewide in Massachusetts, spearheading efforts leading to MCLA successfully securing $54 million to fund the Feigenbaum Center for Science and Innovation. In addition, she established the Berkshire Compact for Education, a countywide initiative focused on strengthening education in Berkshire County.

Grant's board service includes Campus Compact, Commonwealth Covenant Fund, MassINC, Norman Rockwell Museum, John Adams Innovation Institute, and University of Massachusetts Boston Board of Visitors, among others. She also served on the Massachusetts Governor's Science, Technology, Engineering and Math (STEM) Advisory Council and was chair of the Council of Presidents of the Massachusetts Statewide University System; chair of the board of the Massachusetts Campus Compact; and president of the board of the Council of Public Liberal Arts Colleges (COPLAC), of which MCLA and UNC Asheville are members.

Prior to her presidency at MCLA, she had extensive experience in public higher education including serving as the chief academic officer and deputy CEO of UmassOnline. She was a senior fellow at the John W. McCormack Institute of Public Affairs at UMass Boston, where she held several key administrative positions, including director of the Center for Social Policy and assistant vice chancellor for administration and finance and human resources. She also served as chair of the institute's faculty.

Grant holds a Ph.D. in social policy from The Heller School at Brandeis University, a master's degree in public affairs from the John W. McCormack Graduate School of Policy and Global Studies at UMass Boston, and a bachelor's degree in sociology from Massachusetts College of Liberal Arts. In 2012, Grant received an honorary degree from Williams College.

Grant is married to Jim Canavan, a management consultant and nonprofit leader, and they reside on campus in the Brumit Pisgah House with their dog, Sweeney.

DIRECTOR OF ATHLETICS - JANET CONE
SENIOR ADMINISTRATOR FOR UNIVERSITY ENTERPRISES

Janet R. Cone, who has served as UNC Asheville's athletics director since 2004, is the only woman currently serving on the NCAA Division I Men's Basketball Committee that selects and seeds the teams for the March Madness Tournament.

Cone previously served as associate athletics director for Samford University, and also coached women's basketball at Samford, Western Carolina University and Mars Hill College. Cone holds a bachelor's degree from Furman University and a master's degree from the University of South Carolina. She was one of just 28 Directors of Athletics to be named as Under Armour AD of the Year in 2013 by the National Association of Collegiate Directors of Athletics.

Off the field, she helped negotiate the first-ever college revenue development service platform with IMG College to combine athletics development and capital campaign with sponsorship sales. This partnership enters its second year this fall.

Outside of UNC Asheville, Cone helped create the Asheville Buncombe Regional Sports Commission and was the former chair. She currently serves as a founding board member for the group. In addition to her term on the NCAA Division I Men's Basketball Committee, she is also currently serving on the NCAA Division I Institutional Performance Committee and also sits on various Big South Conference Committees.

Under Cone's leadership the Bulldogs have achieved unbelievable progress with the creation and implementation of the "More Wins, More Friends, and More Resources" strategic plan. Cone, who also serves as the Senior Administrator for University Enterprises, oversaw the successful opening of the Wilma M. Sherrill Center which houses the Kimmel Arena, a new tennis facility, and the expansion of the Karl Straus Track Facility. In addition, a campaign to build on-campus baseball and soccer stadiums is underway.

More importantly, the Bulldog athletic department Academic Progress Rate is 977, and Bulldog student-athletes have an overall 3.108 GPA and a Graduation Rate of 85%. A sustainable revenue plan has been implemented to increase the athletics budget from $2.1M to $5.7M and will add another $1.2M over the next two years. Bulldogs have also won Big South Conference Championships in Baseball, Men's Basketball, Women's Basketball, and Women's Soccer and perform thousands of hours of community service each year.

In addition, Cone has rigorously worked to improve Gender Equity, and earlier this year, she announced the addition of women's golf as the 16th NCAA Division I athletics program at UNC Asheville. When women's golf tees off in 2016-17, they will become the second sport added in the last five years. Cone helped revive the women's swimming program in 2012-13, the first time the athletics department had added a sport in 20 years.

BIG SOUTH™
CONFERENCE
DEVELOPING LEADERS THROUGH ATHLETICS