



KENTUCKY

2015-16 MEN'S BASKETBALL

SCHEDULE/RESULTS (27-9, 13-5 SEC)

Date	Opponent	Time/Result
N. 2	¹ OTTAWA	W, 117-58
N. 6	¹ KENTUCKY STATE	W, 111-58
N. 13	¹ ALBANY	W, 78-65
N. 14	¹ NJIT	W, 87-57
N. 17	² vs. No. 5/4 Duke	W, 74-63
N. 20	WRIGHT STATE	W, 78-63
N. 24	³ BOSTON UNIVERSITY	W, 82-62
N. 27	³ vs. South Florida	W, 84-63
N. 30	ILLINOIS STATE	W, 75-63
D. 3	at UCLA	L, 87-77
D. 9	EASTERN KENTUCKY	W, 88-67
D. 12	ARIZONA STATE	W, 72-58
D. 19	⁴ Ohio State	L, 74-67
D. 26	No. 16/15 LOUISVILLE	W, 75-73
J. 2	⁵ OLE MISS	W, 83-61
J. 5	⁶ at LSU	L, 85-67
J. 9	⁶ at Alabama	W, 77-61
J. 12	⁶ MISSISSIPPI STATE	W, 80-74
J. 16	⁶ at Auburn	L, 75-70
J. 21	⁶ at Arkansas	W, 80-66
J. 23	⁶ VANDERBILT	W, 76-57
J. 27	⁶ MISSOURI	W, 88-54
J. 30	⁶ at No. 4/3 Kansas	L, 90-84 (OT)
F. 2	⁶ at Tennessee	L, 84-77
F. 6	⁶ FLORIDA	W, 80-61
F. 9	⁶ GEORGIA	W, 82-48
F. 13	⁶ at No. RV/20 S. Carolina	W, 89-62
F. 18	⁶ TENNESSEE	W, 80-70
F. 20	⁶ at No. RV/24 Texas A&M	L, 79-77 (OT)
F. 23	⁶ ALABAMA	W, 78-53
F. 27	⁶ at Vanderbilt	L, 74-62
M.	⁶ at Florida	W, 88-79
M. 5	⁶ LSU	W, 94-77
M. 11	⁶ vs. Alabama	W, 85-59
M. 12	⁶ vs. Georgia	W, 93-80
M. 13	⁶ vs. No. 17/17 Texas A&M	W, 82-77 OT
M. 17	⁷ vs. Stony Brook	W, 85-57
M. 19	⁷ vs. No. 14/12 Indiana	L, 73-67

All Times Eastern; HOME GAMES in BOLD CAPS
 All dates and times are subject to change
 ^-Exhibition Games; *-Conference Games;
 1-Hoophall Miami Invitational (Rupp Arena, Lexington, Ky.);
 2-Champions Classic (United Center, Chicago);
 3-Hoophall Miami Invitational (American Airlines Arena, Miami);
 4-CBS Sports Classic (Barclays Center, Brooklyn, N.Y.);
 5-Big 12/SEC Challenge (Allen Fieldhouse, Lawrence, Kan.);
 6-SEC Tournament (Bridgestone Arena, Nashville, Tenn.);
 7-NCAA Tournament (Wells Fargo Arena, Des Moines, Iowa)

SEASON IN REVIEW

Even after saying goodbye to seven players who went on to the pros and coming off a historic 38-1 season, expectations were still sky-high for the Wildcats in 2015-16. Somehow, somehow, despite a second-round loss in the NCAA Tournament, UK still met them.

Led by spectacular individual seasons from Tyler Ulis and Jamal Murray, Kentucky captured a share of its 47th regular-season Southeastern Conference championship, its 29th SEC Tournament title and make its nation-leading 55th NCAA Tournament appearance.

The loss to Indiana in the second round was just the first time in the John Calipari era the Wildcats failed to make it past the second round when making the tournament.

Tyler Ulis, who was named an NCAA consensus first-team All-American, the shortest since Don Hennon (Pittsburgh) in 1958, set the new single-season school assists record previously held by John Wall. He came up big in UK's toughest games, averaging a team-best 24.4 points and a team-high 7.6 assists in UK's seven games vs. ranked opponents.

Murray, who was named a freshman All-American by Sporting News and the USBWA and an AP third-team All-American, completed the 2015-16 campaign with a 20.0 scoring average, easily the best of the Calipari era. He set the scoring mark for most points by a freshman in school history at 720, the UK freshman 3-point field goal record at 113 and broke Tony Delk's consecutive games with a made 3-pointer at 36 games.

FINAL STARTING LINEUP

1



Skal Labissiere

Fr. / F / 6-11 / 225
 Port-au-Prince, Haiti

- Two-time SEC Freshman of the Week
- 14.5 pts., 8.5 rebs., 3.5 blocks vs. UF/LSU
- Tied career high with six blocks vs. Stony Brook

3



Tyler Ulis

So. / G / 5-9 / 160
 Chicago

- NCAA consensus first-team All-American
- UK single-season assists record holder
- SEC Player & Defensive POY, SEC Tourney MVP

13



Isaiah Briscoe

Fr. / G / 6-3 / 202
 Newark, N.J.

- Scored in double figures in 19 games
- Averaged 9.6 points and 5.3 rebs. per game
- Dished out three or more assists in 20 games

22



Alex Poythress

Sr. / F / 6-8 / 230
 Clarksville, Tenn.

- Averaged 10.1 pts. and 6.0 rebs. per game
- Four double-doubles on the season
- CoSIDA Academic All-America Second Team

23



Jamal Murray

Fr. / G / 6-4 / 207
 Kitchener, Ontario

- Averaged team-high 20.0 points per game
- UK frosh. single-season record 18 20-pt. games
- UK & SEC frosh. single-season record 113 3's

INDIVIDUAL NUMBERS

720

Points by Jamal Murray, a UK single-season freshman record

246

Assists by Tyler Ulis, a school record

36

Consecutive games with a 3-pointer by Murray, a program record

28

Straight games of four-plus assists for Ulis

WHAT YOU NEED TO KNOW

- Kentucky claimed a share of its 47th regular-season Southeastern Conference championship and 29th SEC Tournament title in 2015-16
- Tyler Ulis was named SEC Player of the Year, SEC Tournament MVP, and an NCAA consensus first-team All-American
- Jamal Murray was named freshman All-America by Sporting News and USBWA and to the AP All-American Third Team
- Alex Poythress finished his career as one of only 12 players in school history with at least 900 points, at least 500 rebounds and at least 70 blocks
- Ulis, Murray and Skal Labissiere have declared for the NBA Draft
- UK welcomes the nation's No. 1 recruiting class next season

BY THE NUMBERS

2,205

National all-time wins leader

55

National all-time leader in NCAA appearances

47

Regular-season SEC titles

29

SEC Tournament titles

2015-16 ROSTER

No.	Name	Pos.	Ht.	Wt.	Cl.	Hometown (Previous School)
00	Marcus Lee	F	6-9	224	Jr.	Antioch, Calif. (Deer Valley)
1	Skal Labissiere	F	6-11	225	Fr.	Port-au-Prince, Haiti (Lausanne Collegiate)
3	Tyler Ulis	G	5-9	160	So.	Chicago (Marian Catholic)
4	Charles Matthews	G	6-6	189	Fr.	Chicago (Saint Rita)
10	Jonny David	G	6-2	175	Fr.	Pittsburgh (Mt. Lebanon)
11	Mychal Mulder	G	6-4	185	Jr.	Windsor, Ontario (Vincennes University)
13	Isaiah Briscoe	G	6-3	202	Fr.	Newark, N.J. (Roselle Catholic)
14	Tai Wynyard	F	6-10	255	Fr.	Auckland, New Zealand (Rangitoto College)
15	Isaac Humphries	F	7-0	260	Fr.	Sydney, Australia (La Lumiere School)
22	Alex Poythress	F	6-8	230	Sr.	Clarksville, Tenn. (Northeast)
23	Jamal Murray	G	6-4	207	Fr.	Kitchener, Ontario (Athlete Institute)
24	EJ Floreal	G	6-4	203	Jr.	Palo Alto, Calif. (Dunbar)
25	Dominique Hawkins	G	6-0	190	Jr.	Richmond, Ky. (Madison Central)
32	Dillon Pulliam	G	6-3	180	So.	Cynthiana, Ky. (Transylvania University)
35	Derek Willis	F	6-9	220	Jr.	Mt. Washington, Ky. (Bullitt East)

COACHING STAFF

Head Coach: John Calipari (Clarion, 1982)
Associate Head Coach: Kenny Payne (Louisville, 2003)
Assistant Coach: Tony Barbee (UMass, 1993)
Assistant Coach: John Robic (Denison, 1986)
Special Asst. to the Head Coach: Joel Justus (UNC Wilmington, 2004)
Associate AD/Basketball Operations: Chris Woolard (UCLA, 1997)
Asst. Strength Coach: Robert Harris (Kentucky State, 2009)
Athletic Trainer: Chris Simmons (Memphis, 2002)

PRONUNCIATION GUIDE

EJ FLOREAL (FLO-RE-AL)
 DOMINIQUE Hawkins (DOM-A-NEEK)
 SKAL LABISSIERE (S-CAL) (LAH-BISS-E-AIR)
 MYCHAL Mulder (like michael)
 Alex POYTHRESS (POY-THRESS)
 Tyler ULIS (YOU-LIS)
 Tai Wynyard (TIE) (WIN-YARD)
 John CALIPARI (CAL-A-PEAR-EE)

2015-16 TV CHART



00
Marcus Lee
 Jr. / F / 6-9 / 224
 Antioch, Calif.



1
Skal Labissiere
 Fr. / F / 6-11 / 225
 Port-au-Prince, Haiti




3
Tyler Ulis
 So. / G / 5-9 / 160
 Chicago



4
Charles Matthews
 Fr. / G / 6-6 / 189
 Chicago



10
Jonny David
 Fr. / G / 6-2 / 175
 Pittsburgh




11
Mychal Mulder
 Jr. / G / 6-4 / 185
 Windsor, Ontario



13
Isaiah Briscoe
 Fr. / G / 6-3 / 202
 Newark, N.J.



14
Tai Wynyard
 Fr. / F / 6-10 / 255
 Auckland, New Zealand




15
Isaac Humphries
 Fr. / F / 7-0 / 260
 Sydney, Australia



22
Alex Poythress
 Sr. / F / 6-8 / 230
 Clarksville, Tenn.



23
Jamal Murray
 Fr. / G / 6-4 / 207
 Kitchener, Ontario




24
EJ Floreal
 Jr. / G / 6-4 / 203
 Palo Alto, Calif.



25
Dominique Hawkins
 Jr. / G / 6-0 / 190
 Richmond, Ky.



32
Dillon Pulliam
 So. / G / 6-3 / 180
 Cynthiana, Ky.



35
Derek Willis
 Jr. / F / 6-9 / 220
 Mt. Washington, Ky.



John Calipari
 Head Coach
 Seventh Season



Kenny Payne
 Associate Head
 Coach
 Sixth Season



Tony Barbee
 Assistant Coach
 First Season



John Robic
 Assistant Coach
 Seventh Season

MEDIA INFO

Quick Facts

Location: Lexington, Ky.
Founded: 1865
Enrollment: 30,000
Nickname: Wildcats
Colors: Blue (PMS 286) and White
Conference: Southeastern
Arena: Rupp Arena
Capacity: 23,000
President: Dr. Eli Capilouto
Athletics Director: Mitch Barnhart
Faculty Representative: Joseph L. Fink III

Media Relations

MBB Contact: Eric Lindsey
Email: eric.lindsey@uky.edu
Phone: 859.619.0944
*Calipari interviews, MBB contact

Secondary Contact: Deb Moore
Email: deb.moore@uky.edu
Phone: 859.559.5781
*Player interviews, game-day contact, credentials

Asst. Contact: Jake Most
Email: jake.most@uky.edu
Phone: 516.996.3229

Assistant AD for Media Relations:
Tony Neely

Office Coordinator: Stephanie Guy
Email: stephanie.guy@uky.edu
Phone: 859.257.3838
Media will call, credentials

The UK Media Relations office is located in the Joe Craft Center. Office hours are 8 a.m. - 5 p.m. (M-F).

338 Lexington Ave.
Lexington, KY 40506

IMPORTANT INFORMATION

CREDENTIAL REQUESTS

Requests for single-game credentials should be made as far in advance as possible and no later than five days prior to game day online at sportssystem.com/Kentucky.

CREDENTIAL CRITERIA

The University of Kentucky's decision to issue credentials to a media outlet for the purposes of covering a UK basketball home or away event is determined by a variety of factors. They include the following:

- Amount of coverage given to Kentucky throughout the season
- Intention/ability to cover all 22 sports at Kentucky
- Distribution/size of publication: free, subscription, sale on newsstands, website traffic, etc.
- Radio or TV station program format and size of audience
- Length of existence of the publication, amount of original copy generated, number of full-time employees of the publication and the journalistic experience of the reporter(s)
- Attendance at Kentucky media sessions, including Olympic sport opportunities
- Space availability
- Professionalism, which includes but is not limited to conduct at games, press conferences, practices, on social media, etc.

The University of Kentucky has the right to revoke credentials under its own discretion.

INTERVIEW POLICIES-GENERAL

All interviews with University of Kentucky basketball players or staff members must be arranged through the Media Relations office. Media should never contact a player or coach directly.

The Wildcat Coal Lodge, dormitories, team locker rooms and other team quarters are private team areas. Media members are not permitted in these areas unless accompanied by appropriate university personnel.

PRACTICE/PRESS CONFERENCES

Other than announced exceptions, UK basketball practices are closed to the media. UK will accept requests to attend practice. All requests must be made by 10 a.m. on the day of the practice. In cases in which practices are open to the media, no cell phones are allowed in the practice facility.

Player interviews are conducted prior to practices the day before a game and will be available to all UK media in the Joe Craft Center lower-level lobby. UK will accept requests for player interviews, but they must be submitted 24 hours prior to the scheduled availability.

Coach John Calipari or an assistant coach will meet with members of the media immediately following player interviews in the lower level lobby of the Joe Craft Center.

Gameday shoot-arounds are closed to the media.

TELEPHONE PLAYER INTERVIEWS

Telephone interviews are available to the media on a call-back basis. Individual player and coach telephone numbers will not be given to members of the media.

Players are instructed not to conduct interviews when contacted directly by telephone. The UK Media Relations Office will arrange for telephone interviews at a time most convenient for the student-athlete.

Other special requests are handled on a case-by-case basis.

POSTGAME INTERVIEWS

Following each game, there is a 20-minute cooling-off period, during which time the players shower and dress. Approximately 10 minutes after the game ends, Coach Calipari conducts his postgame press conference while a player is taken to the UK Sports Network.

Following Coach Calipari's press conference and the cooling-off period, selected UK players are brought to the media interview room.

SOCIAL MEDIA CENTER

Official Team News and Connections

Twitter: @KentuckyMBB
Facebook: /KentuckyMBB
Instagram: @KentuckyMBB
Periscope: @KentuckyMBB

Official UK Athletics: @UKAthletics
CoachCal.com: @CoachCalDotCom

John Calipari: @UKCoachCalipari

Player

Isaiah Briscoe
Jonny David
EJ Floreal
Dominique Hawkins
Isaac Humphries
Skal Labissiere
Marcus Lee
Charles Matthews
Mychal Mulder
Jamal Murray
Alex Poythress
Dillon Pulliam
Tyler Ullis
Derek Willis
Tai Wynyard

Twitter

@ZayBriscoe
@j david010
@Eddie_Bounce24
@Dhawk_25
@IsaacHumphries7
@OneBigHaitian
@JustMarcusLee
@_JustCharles_
@MychalMulder
@BeMore27
@AlextheGreat22
@DPull32
@tulis3
@derek_willis33
@WynyardTai

Instagram

@zaaay_
@j david010
@eddie_bounce24
@dhawk_25
@isaachumphries7
@skallywally
@justmarcuslee
@just.charles
@mikemulder11
@jmglihx27
@alexthegreat22
@dpull32
@tulis3
@dxw_33
@taiwynyard

THE POLLS

AP Top 25 March 14

Rk.	Team (First-Place Votes)
1.	Kansas (63)
2.	Michigan State (2)
3.	North Carolina
4.	Virginia
5.	Oregon
6.	Villanova
7.	Oklahoma
8.	West Virginia
9.	Xavier
T10.	Miami (Fla.)
T10.	Kentucky
12.	Purdue
13.	Utah
14.	Indiana
15.	Texas A&M
16.	Louisville
17.	Arizona
18.	Maryland
19.	Duke
20.	Seton Hall
21.	Baylor
22.	Iowa State
23.	California
24.	SMU
25.	Iowa

Others Receiving Votes: Texas, Notre Dame, Saint Joseph's, Connecticut, Stephen F. Austin, Dayton, Wichita State, Wisconsin, Gonzaga, Little Rock, Providence, St. Mary's, Butler, Valparaiso, Monmouth, Yale, Cincinnati, Michigan, Stony Brook, Akron, Northern Iowa

USA Today Coaches April 5

Rk.	Team (First-Place Votes)
1.	Villanova (30)
2.	North Carolina
3.	Kansas
4.	Oklahoma
5.	Virginia
6.	Oregon
7.	Michigan State
8.	Miami (Fla.)
9.	Indiana
10.	Syracuse
11.	Xavier
12.	Texas A&M
13.	Maryland
14.	West Virginia
15.	Iowa State
16.	Kentucky
17.	Notre Dame
18.	Duke
19.	Purdue
20.	Utah
21.	Gonzaga
22.	Arizona
23.	Wisconsin
24.	Baylor
25.	Iowa

Others Receiving Votes: Wichita State, St. Joseph's, California, Seton Hall, Providence, Texas, Northern Iowa, UConn, Butler, Stephen F. Austin, George Washington, VCU, Cincinnati, Valparaiso, Yale, Arkansas Little Rock, St. Mary's, Hawaii

THE SOUTHEASTERN CONFERENCE

Final SEC Standings

Team	SEC (Pct.)	GB	Overall (Pct.)
Kentucky ^{^*}	13-5 (.722)	0.0	27-9 (.750)
Texas A&M [^]	13-5 (.722)	0.0	28-9 (.757)
S. Carolina	11-7 (.611)	2.0	25-9 (.735)
LSU	11-7 (.611)	2.0	19-14 (.576)
Vanderbilt	11-7 (.611)	2.0	19-14 (.576)
Georgia	10-8 (.556)	3.0	20-14 (.600)
Ole Miss	10-8 (.556)	3.0	20-12 (.625)
Florida	9-9 (.500)	4.0	21-15 (.583)
Arkansas	9-9 (.500)	4.0	16-16 (.500)
Alabama	8-10 (.444)	5.0	18-15 (.546)
Mississippi St.	7-11 (.389)	6.0	14-17 (.452)
Tennessee	6-12 (.333)	7.0	15-19 (.441)
Auburn	5-13 (.278)	8.0	11-20 (.355)
Missouri	3-15 (.167)	10.0	10-21 (.323)

[^]SEC co-champions; * SEC Tourney champs

Kentucky in the SEC Stats (Through April 4)

TEAM

CATEGORY	SEC [NCAA] (STAT)
Scoring.....	1st [32nd] (79.5)
Scoring Defense.....	4th [81st] (68.1)
Scoring Margin.....	1st [17th] (+11.4)
Free Throw %.....	8th [204th] (.690)
Field Goal %.....	1st [25th] (.478)
Field Goal % Def.....	3rd [24th] (.397)
3-Pt. Field Goal %.....	4th [76th] (.366)
3-Pt. FG % Def.....	2nd [76th] (.326)
Rebounding Offense.....	4th [57th] (38.8)
Rebounding Defense.....	1st [33.6]
Rebounding Margin.....	2nd [39th] (+5.2)
Blocked Shots Per Game.....	1st [6th] (5.8)
Assists Per Game.....	5th [111th] (14.2)
Steals Per Game.....	9th [213th] (5.7)
Turnover Margin.....	6th [101st] (+1.2)
Assist/TO Ratio.....	4th [56th] (1.3)
Offensive Rebs Per Game.....	4th [40th] (12.8)
Defensive Rebs Per Game.....	7th [122nd] (25.9)
Defensive Rebound Pct.....	10th (.681)
Offensive Rebound Pct.....	2nd (.375)
3-Point FG Made Per Game.....	9th [195th] (6.8)

INDIVIDUAL

PLAYER	SEC [NCAA] (STAT)
--------	-------------------

3-Point Field Goals Per Game

Jamal Murray.....2nd [18th] (3.1)

3-Point Field-Goal Percentage

Jamal Murray.....4th [55th] (.408)

Assists Per Game

Tyler Ulis.....1st [7th] (7.0)

Assist-to-Turnover Ratio

Tyler Ulis.....2nd [6th] (3.6)

Blocked Shots Per Game

Skal Labissiere.....T7th [T87th] (1.6)

Marcus Lee.....T7th [T87th] (1.6)

Double-Doubles

Tyler Ulis.....7th [109th] (8)

Field-Goal Percentage

Jamal Murray.....9th [176th] (.454)

Tyler Ulis.....10th [225th] (.434)

Free-Throw Percentage

Tyler Ulis.....2nd [41st] (.856)

Minutes Per Game

Tyler Ulis.....1st [27th] (36.8)

Jamal Murray.....2nd [80th] (35.2)

Isaiah Briscoe.....9th (32.2)

Offensive Rebounds Per Game

Marcus Lee.....10th [163rd] (2.4)

Points Per Game

Jamal Murray.....3rd [34th] (20.0)

Tyler Ulis.....6th [114th] (17.3)

Rebounds Per Game

Alex Poythress.....16th (6.0)

Marcus Lee.....17th (6.0)

Steals Per Game

Tyler Ulis.....7th [154th] (1.5)

UK'S WEEKLY RANKINGS

DATE	AP	Coaches	RPI
Preseason	2	1	-
Nov. 16	2	2	-
Nov. 23	1	1	-
Nov. 30	1	1	19
Dec. 7	5	4	26
Dec. 14	4	4	12
Dec. 21	12	11	29
Dec. 28	10	11	12
Jan. 4	9	8	7
Jan. 11	14	13	9
Jan. 18	23	19	20
Jan. 25	20	19	16
Feb. 1	20	19	18
Feb. 8	22	21	19
Feb. 15	14	14	13
Feb. 22	16	14	12
Feb. 29	22	19	15
March 7	16	16	13
March 14	T10	13	12
April 5	NA	16	10

TYLER ULIS

SOPHOMORE GUARD



ALL-AMERICA CANDIDATE



24.4

Points per game vs.
ranked opponents

3.8

Assist-to-turnover ratio
ranks fifth nationally
entering NCAA Tourney

14

20-point, five-assist
games, a school record

7.0

Assists per game, sixth
nationally entering
NCAA Tourney

JAMAL MURRAY

FRESHMAN GUARD



ALL-AMERICA CANDIDATE



20.0

Scoring average, a UK
freshman record

34

Straight games in
double figures

35

Points vs. Florida,
tied for the most by a
freshman in UK history

113

3-pointers, SEC single-
season freshman record

HONORING THE CATS

Isaiah Briscoe

- SEC Freshman of the Week (12/7/15)
- Wayman Tisdale Preseason Watch List

Skal Labissiere

- SEC Co-Freshman of the Week (3/7/16)
- SEC Co-Freshman of the Week (11/16/15)
- Preseason All-SEC First Team (Media)
- Preseason All-SEC First Team (Coaches)
- CBSSports.com Preseason All-America First Team
- Sporting News Preseason All-America Second Team
- John R. Wooden Award Preseason Watch List
- Wayman Tisdale Preseason Watch List
- Oscar Robertson Preseason Watch List
- Naismith Trophy Preseason Watch List
- Kareem Abdul-Jabbar Award Preseason Watch List

Marcus Lee

- SEC Community Service Team
- Allstate Good Works Nominee
- SEC Representative at 2016 NCAA Leadership Forum

Jamal Murray

- AP All-America Third Team
- NABC District 21 First Team
- CBS Sports All-America Third Team
- USBWA All-America Freshman Team
- SEC All-Tournament Team
- Sporting News Freshman All-America Team
- Scout All-America Second Team
- All-SEC First Team (AP/Coaches)
- All-SEC Freshman Team (Coaches)
- USA Today All-America Second Team
- USBWA All-District IV Team
- SEC Player of the Week (3/7/16)
- SEC Co-Freshman of the Week (2/29/16)
- Wayman Tisdale Award Finalist
- SEC Freshman of the Week (2/15/16)
- Naismith Trophy Midseason List
- SEC Freshman of the Week (1/25/16)
- Wayman Tisdale Award Midseason Watch List
- John R. Wooden Award Midseason Watch List
- SEC Freshman of the Week (12/14/15)
- Miami Hoophall Invite Most Valuable Player
- Sporting News Preseason All-America Third Team
- CBSSports.com Preseason All-America Second Team
- Preseason All-SEC Second Team (Coaches)
- John R. Wooden Award Preseason Watch List
- Wayman Tisdale Preseason Watch List
- Oscar Robertson Preseason Watch List
- Naismith Trophy Preseason Watch List

Alex Poythress

- Arthur Ashe Jr. Athlete of the Year Finalist
- CoSIDA Academic All-America Second Team
- Arthur Ashe Jr. Sports Scholar Semifinalist
- Senior CLASS Award Candidate
- Preseason All-SEC Second Team (Media)
- Preseason All-SEC Second Team (Coaches)
- Julius Erving Award Preseason Watch List

Tyler Ulis

- NCAA Consensus All-America First Team
- AP All-America First Team
- CBS Sports All-America First Team
- NABC All-America Second Team
- NABC District 21 First Team
- Wooden All-America Team
- USBWA All-America Second Team
- SEC All-Tournament Team
- SEC Tournament MVP
- SEC All-Tournament Team
- Sporting News All-American First Team
- Sports Illustrated All-American First Team
- Scout All-America Third Team
- SEC Player of the Year (AP/Coaches)
- SEC Defensive Player of the Year (Coaches)
- All-SEC First Team (AP/Coaches)
- All-SEC Defensive Team (Coaches)
- USBWA District IV Player of the Year
- USBWA All-District IV Team
- USA Today First-Team All-America
- Bob Cousy Award Finalist
- John R. Wooden Award Finalist
- Oscar Robertson Finalist
- Capital One Cup Performance of the Week (2/17/16)
- ESPN National Player of the Week (2/15/16)
- SEC Player of the Week (2/15/16)
- Naismith Trophy Midseason List
- John R. Wooden Award Late Season Top 20 List
- Oscar Robertson Trophy Midseason Watch List
- John R. Wooden Award Midseason Watch List
- SEC Player of the Week (12/28/15)
- College Basketball Talk National Player of the Week (12/28/15)
- SEC Co-Player of the Week (11/23/15)
- Preseason All-SEC First Team (Media)
- Preseason All-SEC First Team (Coaches)
- John R. Wooden Award Preseason Watch List
- Oscar Robertson Preseason Watch List
- Naismith Trophy Preseason Watch List
- Lute Olson Award Preseason Watch List
- Bob Cousy Award Preseason Watch List

2015-16 SEASON NOTES

Ulis a Consensus All-America Selection

Kentucky men's basketball point guard Tyler Ulis was tabbed a consensus first-team All-American. Ulis, by virtue of the NCAA consensus All-America points system, earned the distinction. He was named a first-team All-American by the Associated Press and Sporting News and a second-team All-American by the U.S. Basketball Writers Association and the National Association of Basketball Coaches.

The NCAA recognizes consensus All-Americans based on four "major" NCAA-recognized All-America teams: the AP, Sporting News, the USBWA and the NABC. Since 1984, the NCAA has applied a standardized point system based on those four All-America teams, with three points awarded to first-team honors, two to second-teams honors and one to third-team honors. The top five totals in the country plus ties are considered consensus first-team All-Americans, and the next five plus ties make the second team.

Ulis, at 5-foot-9, is the shortest consensus first-team All-American since Pittsburgh's Don Hennon, at 5-9, earned the distinction in 1958.

Ulis is the 21st consensus first-team All-American in school history and the fourth under Calipari. All told, UK has had 26 consensus first-team All-America honors. Forest Sale (1932, 1933), Ralph Beard (1947-49), Alex Groza (1947, 1949) and Cliff Hagan (1952, 1954) achieved the feat in multiple seasons.

Willie Cauley-Stein (2015), Anthony Davis (2012) and John Wall (2010) previously earned the distinction under Calipari. Kentucky's 26 consensus first-team All-America selections is tied with North Carolina for the second most all-time. Kansas leads with 28.

Kentucky in the NCAA Tournament

Kentucky made its nation-leading 55th all-time appearance in the NCAA Tournament in 2016. The Wildcats are 121-49 (.712) all-time in NCAA Tournament games and have advanced to 17 Final Fours.

It was the fourth time in program history the Wildcats were a No. 4 seed, where UK is 7-3 all-time. UK improved to 45-10 in tournament openers with the win over Stony Brook and has won 23 of its last 24 first-round tournament games.

Kentucky is 23-5 (.821) in NCAA Tournament games under the direction of Calipari. Calipari is 48-16 (.750) as a head coach in NCAA Tournament games.

Calipari-coached teams appeared in four of five Final Fours from 2011 to 2015 and were the first such school to achieve that feat since Duke went to five straight (1988-92). Calipari joined Duke's Mike Krzyzewski and UCLA's John Wooden to lead teams to four Final Fours in a five-year span.

Nation's Leaders

UK leads the nation in all-time NCAA Tournament victories with 121. It also leads the country in wins in the tournament since 2010, when John Calipari first led the Wildcats into the Big Dance:

- 23 - Kentucky
- 19 - Duke
- 16 - Kansas, Wisconsin
- 15 - Louisville, Michigan State
- 14 - Syracuse

Calipari in the NCAA Tournament

Head coach John Calipari coached in his 17th NCAA Tournament in 2016. Kentucky is 23-5 (.821) in tournament games under the direction of Calipari. He is 48-16 (.750) as a head coach in on-court NCAA Tournament games.

Calipari-coached teams appeared in four of five Final Fours from 2011 to 2015 and was the first such school to achieve that feat since Duke went to five straight Final Fours (1988, 89, 90, 91, 92). Calipari led UK to four Final Fours in five years and leads the country with five Final Four appearances since 2008. He has advanced teams to six Final Fours in his on-court career, which is tied for the fifth most by a coach all-time. Only three coaches all-time have appeared in four of five Final Fours (Calipari, Mike Krzyzewski and John Wooden).

Of Calipari's 16 eliminations in the NCAA Tournament, he has only lost twice to double-digit seeds. He's never lost to a team seeded lower than 10th. Including the 2016 tournament, he has not lost to a seed lower than No. 3 in 10 of his last 12 NCAA Tournaments. The two losses were in the 2014 national championship game and against No. 5 Indiana this season.

He's 16-1 all-time in first-round NCAA Tournament games and 12-4 in second-round games.

ULIS SEC PLAYER OF THE YEAR HIGHLIGHTS POSTSEASON AWARDS

In clinching a share of the regular-season Southeastern Conference championship, the Kentucky Wildcats had a number of outstanding individual performances that led to a number of honors for individuals. As the team has benefitted from individuals, so too have the individuals from the team's success.

"Awards season" kicked off after the postseason with Tyler Ulis becoming UK's 21st consensus All-American. Jamal Murray earned several All-America distinctions as well, including third-team All-America by the Associated Press.

The duo dominated the annual Southeastern Conference awards with Ulis winning SEC Player of the Year and SEC Defensive Player of the Year while Murray made the All-SEC First Team and the SEC All-Freshman Team. It's the third time a player has won SEC Player of the Year and the fourth time they've won SEC Defensive Player of the Year in the John Calipari era. It's the second time in league history a player has won both SEC Player of the Year and SEC Defensive Player of the Year in the same season.

Alex Poythress was also named to the College Sports Information Directors of America Academic All-America Second Team, becoming the first Wildcat to achieve the distinction since Mark Pope was selected to the third team in 1995. The CoSIDA Academic All-America teams recognize the nation's top student-athletes for their combined performances athletically and in the classroom.

Tyler Ulis - NCAA Consensus All-America First Team, AP All-America First Team, Sporting News All-America First Team, USBWA All-America Second Team, NABC All-America Second Team, Wooden Award All-American, Sports Illustrated All-America First Team, USA Today All-America First Team, CBS Sports All-America First Team, SEC Player of the Year (AP/Coaches), SEC Tournament MVP, SEC Defensive Player of the Year (Coaches), All-SEC First Team (AP/Coaches), SEC All-Defensive Team (Coaches), CBS Sports SEC Player of the Year, USBWA District IV Player of the Year, USBWA All-District IV Team, NABC District 21 First Team, Naismith Trophy finalist, John R. Wooden Award finalist, USBWA Oscar Robertson All-America finalist, Bob Cousy Award finalist

Jamal Murray - AP All-America Third Team, CBS Sports All-America Third Team All-SEC First Team (AP/Coaches), SEC All-Freshman Team (Coaches), USA Today All-America Second Team, USBWA All-District IV Team, Sporting News Freshman All-America Team, USBWA All-America Freshman Team, Scout All-America Second Team, CBS Sports All-America Third Team, NABC District 21 First Team, Wayman Tisdale finalist

Alex Poythress - CoSIDA Academic All-America Second Team, Arthur Ashe Jr. Athlete of the Year Finalist

John Calipari - CBS Sports SEC Coach of the Year

2015-16 LEAD-DEFICIT COMPARISON

Opponent	Biggest Lead	Biggest Deficit	Biggest Run	Changes	Ties	Led	Trailed	Result
OTTAWA	59 (2nd)	N/A	16-0	0	0	39:47	0:00	UK won 117-58
KENTUCKY STATE	53 (2nd)	N/A	22-0	0	0	39:12	0:00	UK won 111-58
ALBANY	21 (2nd)	N/A	12-2	0	0	38:35	0:00	UK won 78-65
NJIT	34 (2nd)	6 (1st)	15-2	1	2	30:05	6:59	UK won 87-57
vs. Duke	16 (2nd)	2 (1st)	8-0	2	6	33:20	0:05	UK won 74-63
WRIGHT STATE	20 (2nd)	N/A	10-3	0	0	39:08	0:00	UK won 78-63
BOSTON	24 (2nd)	1 (1st)	18-2	2	0	39:17	0:26	UK won 82-62
vs. South Florida	31 (2nd)	2 (1st)	17-0	1	2	37:09	0:39	UK won 84-63
ILLINOIS STATE	16 (2nd)	6 (1st)	10-0	3	6	25:27	9:41	UK won 75-63
at UCLA	2 (1st)	15 (2nd)	5-0	1	1	0:30	38:10	UCLA won 87-77
EKU	21 (2nd)	N/A	12-0	0	0	39:42	0:00	UK won 88-67
ARIZONA STATE	23 (2nd)	1 (1st)	10-0	2	3	37:55	0:44	UK won 88-67
vs. Ohio State	3 (1st)	16 (2nd)	7-0	3	1	2:37	35:31	OSU won 74-67
LOUISVILLE	16 (2nd)	5 (1st)	22-2	3	5	30:22	6:53	UK won 75-73
OLE MISS	29 (2nd)	2 (1st)	21-3	2	2	36:59	0:22	UK won 83-61
at LSU	2 (1st)	18 (2nd)	6-0	1	1	0:21	37:15	LSU won 85-67
at Alabama	19 (2nd)	N/A	12-2	0	0	39:43	0:00	UK won 77-61
MISSISSIPPI ST.	20 (2nd)	5 (1st)	13-0	1	2	36:59	1:55	UK won 80-74
at Auburn	12 (2nd)	7 (2nd)	10-0	11	11	23:32	10:58	Auburn won 75-70
at Arkansas	18 (2nd)	1 (1st)	10-3	1	1	38:45	0:28	UK won 80-66
VANDERBILT	23 (2nd)	N/A	12-2	0	0	39:46	0:00	UK won 76-57
MISSOURI	41 (2nd)	2 (1st)	20-0	1	0	39:02	0:37	UK won 88-54
at Kansas	8 (2nd)	9 (OT)	10-2	18	12	25:46	13:37	Kansas won 90-84
at Tennessee	21 (1st)	7 (2nd)	12-2	3	3	26:29	9:32	UT won 84-77
FLORIDA	26 (2nd)	N/A	22-3	0	1	39:11	0:00	UK won 80-61
GEORGIA	37 (2nd)	2 (1st)	24-2	1	2	37:40	0:34	UK won 82-48
at South Carolina	34 (2nd)	1 (1st)	18-2	4	1	37:33	2:03	UK won 89-62
TENNESSEE	22 (2nd)	5 (1st)	15-1	2	1	30:45	7:30	UK won 80-70
at Texas A&M	3 (2nd)	8 (1st)	6-0	29	12	9:46	28:51	TAMU won 79-77
ALABAMA	25 (2nd)	2 (1st)	12-1	2	3	36:50	0:16	UK won 78-53
at Vanderbilt	8 (1st)	12 (2nd)	10-0	4	1	20:00	19:15	VU won 74-62
at Florida	17 (2nd)	2 (1st)	9-0	4	4	36:24	1:28	UK won 88-79
LSU	26 (2nd)	6 (1st)	10-0	2	6	31:52	7:12	UK won 94-77
vs. Alabama	27 (2nd)	2 (1st)	11-0	4	2	35:40	1:10	UK won 85-59
vs. Georgia	15 (2nd)	10 (1st)	13-3	5	1	8:43	30:27	UK won 90-80
vs. Texas A&M	7 (2nd)	6 (1st)	6-0	8	10	22:16	16:55	UK won 82-77
vs. Stony Brook	33 (2nd)	N/A	9-0	0	4	36:51	0:00	UK won 85-57
vs. Stony Brook	7 (1st)	10 (2nd)	7-0	9	6	20:39	16:16	IU won 73-67

CATS ON THE CAREER CHARTS

Career Points		Career Assists	
1. Dan Issel	2,138	1. Dirk Minniefeld	646
65. Fred Cowan	975	6. Kyle Macy	470
66. Kelenna Azubuike	970	7. Cliff Hawkins	468
67. Alex Poythress	966	8. Ed Davender	436
		9. Travis Ford	428
		10. Tyler Ulis	381
Career Rebounds		Career Blocked Shots	
1. Dan Issel	1,078	1. Jamaal Magloire	268
31. Terrence Jones	608		
32. Alex Poythress	597		
		19. Nerlens Noel	105
		T20. Darius Miller	99
		T20. Marcus Lee	99
		25. Mark Pope	82
		26. Alex Poythress	77
Career Steals			
1. Wayne Turner	238		
T39. Ant. Walker/Rex Chapman	89		
41. Tyler Ulis	88		

NOTES CONTINUED

Ulis New Assist King

Kentucky sophomore point guard Tyler Ulis was already widely regarded among the UK fan base as arguably the best distributor of the basketball in the school's long and storied history. The numbers now confirm it.

Ulis broke John Wall's school record for most assists in a season during the NCAA Tournament game vs. Stony Brook. Wall's 2009-10 record was 241 assists. He did it in 38 games. Ulis finished the year with 246 dimes.

Ulis, the only player with 28 consecutive games with four or more assists since at least 1972-73, is only the third player in school history with 200 or more assists. He ranks 10th on the school's career list for assists with 381 dimes.

SEC Champs! SEC Tournament Champs!

Kentucky clinched a share of the regular-season Southeastern Conference championship with a victory over LSU in the regular-season finale and a 13-5 record overall. The Wildcats tied with Texas A&M for the league crown.

It marked UK's league-leading 47th SEC championship, 37 more than anyone else in the league. It was also the fourth time UK has won at least a share of the SEC championship in head coach John Calipari's seven seasons at Kentucky.

For Calipari, it was his 14th league crown, spanning three different conferences.

UK also claimed its 29th SEC Tournament title with an overtime victory over Texas A&M. The rest of the league has a combined 27 SEC Tournament championships. Kentucky has won four league tournament crowns under Calipari.

Labissiere, Murray, Ulis Declare for NBA Draft

Kentucky fans have gotten the answer to the annual question of which Wildcats will declare for the NBA Draft. Three Wildcats have declared for the draft in freshmen Skal Labissiere and Jamal Murray and sophomore Tyler Ulis. Senior Alex Poythress is also eligible for the draft.

New rules between the NCAA and NBA allow players to "test the waters." Players can declare for the draft and attend the NBA Combine, if invited. Then, so long as they have not hired an agent, they have 10 days to make a decision on whether to return to school based on the feedback they receive. With the NBA Combine set for May 11-15, May 25 is the date by which decisions must be made this season.

Labissiere, Murray and Ulis all intend to remain in this year's draft.

No other decisions have been made by other players, though head coach John Calipari announced that he has encouraged all of his players to put their names into consideration and test the waters.

Fab-Ulis

John Calipari has called sophomore point guard Tyler Ulis possibly the best floor general he's ever coached. Even amid lofty company (i.e. past Calipari point guards like Derrick Rose, Tyreke Evans, John Wall and Brandon Knight), the numbers back it up.

The Southeastern Conference Player of the Year averaged 17.3 points and an SEC-best 7.0 assists in 2015-16. He finished the season ranked sixth nationally with a 3.6 assist-to-turnover ratio and seventh nationally in assists at 7.0 per game. He dished out 10 or more assists in six of his last 14 games and scored 20 or more points in 14 of his last 25 games.

The Chicago native was the only player in the SEC this season to average at least 17.3 points and 7.0 assists or better. He was one of just four players nationally to achieve that feat (Juan'Ya Green, Hofstra; Kahil Felder, Oakland; Denzel Valentine, Michigan State) and the lone underclassman.

He owns the single-season school record for most 20-point, five-assist games with 14, and according to the SEC Network, his three 20-point, 10-assist games this season are the most of any SEC player in the last 20 seasons.

In league play, Ulis averaged 8.4 assists with a 4.5 assist-to-turnover ratio. He played 672 of a possible 725 minutes in SEC games, committing a turnover every 19.8 minutes per game.

Ulis' value was probably best represented by his performances in Kentucky's biggest games. He averaged a team-best 24.4 points and a team-high 7.6 assists in UK's seven games vs. ranked opponents in either the Associated Press Top 25 or the USA Today Coaches' Poll. He shot 54.2 percent with a 3.8 assist-to-turnover ratio in those games. Those numbers are even more impressive when you consider he played 291 of the possible 295 minutes of those games including the entire 45 minutes of all three overtime contests.

Some of his other notable milestones:

- Ulis moved past John Wall for the most single-season assists in school history. Ulis passed Wall, who had 241 dimes in the 2009-10 season, during the NCAA Tournament game vs. Stony Brook
- He is only the third player in school history with 200 assists in a season
- Ulis is the only player with 28 consecutive games with four or more assists since at least 1972-73. Roger Harden (1985-86) held the record with 17 games
- He's the first UK player since 1972-73 with at least eight assists in six

2015-16 SEASON NOTES

straight games

- He's the first player in school history to post at least 20 points, at least 10 assists and at least six steals in a single game (vs. Ole Miss). It was also the first 20-point, 10-assist game since Wall did it vs. Rider on Nov. 21, 2009
- Ulis is the first UK player with 26 points and eight assists (at Kansas) in a game since Jack Givens against Auburn on Feb. 23, 1976
- His 11-assist game vs. Florida was the first since John Wall dished out 11 vs. East Tennessee State on March 18, 2010
- He's the only Wildcat since 1972-73 with consecutive games of at least 20 points and at least eight assists (vs. Louisville and Ole Miss)
- With a then career-high 23 points at LSU, he became the first UK guard to score at least 20 points in three consecutive games since Jodie Meeks on Feb. 10, 14 and 17, 2009
- He is the first UK player to have at least 20 points and at least six assists (vs. Ole Miss and at LSU) in consecutive SEC games since Ed Davender on Feb. 24 and March 2, 1988
- He was the first Wildcat with at least 15 points and at least five assists in three consecutive games (Duke, Wright State and Boston U.) since Wall in 2009-10
- His nine assists vs. UCLA was the most by a Wildcat in a nonconference road game since Saul Smith dished out 10 vs. Michigan State on Dec. 16, 2000
- He is averaged 7.0 assists. No player in school history has averaged that much in a single season with a minimum of 100 assists
- In only his second season at UK, Ulis became the 16th player in school history with at least 300 assists. At 381 in his career, he moved past Saul Smith for 10th all-time
- He has set a single-season program record with seven games of 10 or more assists in a single season
- His career-high 14 assists vs. LSU in the regular-season finale is a school high vs. an SEC opponent. He is only the fifth player in school history to record 14 assists in a game
- With a 30-point, five-assist effort en route to MVP honors of the SEC Tournament, he became the first UK player with at least 30 points and at least five assists in a game since Tayshaun Prince vs. Iowa on Mar. 17, 2001
- Ulis in UK's three overtime games this season: 26.0 points, 8.0 assists per game, 3.1 assist-to-turnover ratio, 83.3 percent free-throw percentage, played all 135 minutes
- He became one of only three UK players with at least 30 points scored in an SEC Tournament championship game: Alex Groza (1949), Bill Spivey (1950), Tyler Ulis (2016)
- He joined Cliff Hagan (1952) as one of only two players to average at least 24 points per game in a single SEC Tournament

Murray One of Calipari's Best All-Time Scorers

Following the 2015-16 season, it's clear freshman guard Jamal Murray is not only one of the best pure scorers UK has had during the John Calipari era, he's one of the best Calipari has ever coached.

Murray led the Wildcats in scoring at 20.0 points per game which is the highest scoring average at Kentucky in the Calipari era. Brandon Knight, in 2010-11, finished at 17.3 points per game. Against Georgia in the Southeastern Conference Tournament, he passed Knight for the most points by a freshman in school history.

Murray's average was the most for any player under Calipari since Dajuan Wagner averaged 21.2 points during the 2001-02 season at Memphis. Murray got to his average more efficiently than Wagner did, averaging 14.9 shots per game while shooting 45.4 percent. Wagner finished the season averaging 18.0 shots per game while shooting 41.0 percent.

And that only tells just a small part of the story:

SCORING

- With 720 points this season, he scored the most points by a freshman in school history, and ranks eighth in the program's all-time single-season leaders
- His 35 points vs. Florida tied Terrence Jones (Jan. 11, 2011 vs. Auburn) for the school record single-game scoring mark by a freshman. It also tied Jones for the most points in a single game in the Calipari era
- With 35 points vs. Florida, 33 points vs. Ohio State and 33 at Vanderbilt, he is the only player under Calipari with three 30-point games in a season or in a career. He's also the only freshman to ever record three 30-point games in a single season
- His 27 second-half points vs. Ohio State are the most of any Wildcat under Calipari
- His 21 first-half points at Vanderbilt are the most of any Wildcat under Calipari. His 20 points vs. Florida are also the second most of any UK player in the Calipari era in the first half
- He scored in double figures in all but one game this season and 15 or more in 31 of the 36 contests
- He is the first Wildcat to reach double figures in 34 straight games in a single season since Kenny Walker did it in all 36 of his games during the 1985-86 season. Walker's 36 straight is a school record for a single season
- A 21-point scoring effort at Tennessee on Feb. 2, ignited a run of 12 consecutive games

Wins vs. Losses

In most all of sports it's easy to pinpoint areas of improvement in losses versus a team's wins. The 2015-16 edition of the Kentucky Wildcats is no different. Here's a look at some of the key stats in wins compared with those same stats in losses.

Result	FG%	Opp. FG%	3-Pt. FG%	Opp 3-Pt. FG%	FT%	RPG	APG	TOPG	BPG	SPG	Pts in Pt.	PPG
Wins	.498	.383	.378	.293	.698	39.4	14.8	11.1	6.2	6.0	35.4	82.0
Losses	.423	.439	.335	.416	.663	36.8	12.4	11.3	4.6	5.0	28.7	72.0

where Murray scored 20 or more points before the streak was snapped with a 17-point outing in the SEC Championship game. It was the longest such streak for any UK player since Kevin Grevey topped 20 or more points in 12 straight games in 1974-75. The only other Wildcat to do it in more games is Dan Issel, who did it 18 straight times in 1969-70

- He was the first UK player to score at least 18 points in each of the first seven SEC games of a season since Meeks in 2008-09. He is the first freshman in school history to achieve the feat
- He is the first player in the John Calipari era to score 700 or more points. Only Cotton Nash, who reached 700 points in 30 games in 1961-62, has done it faster at UK
- He owns the program record of 20 point-game efforts by a freshman at 18 games
- He was the third player in school history to score at least 12 points in at least 18 of his first 19 games played at UK. Cotton Nash (1961-62) scored at least 12 points in 35 of his first 36 games played at Kentucky and Bill Spivey (1949-50) scored at least 12 points in 24 of his first 25 games played at UK
- He averaged 26.4 points per game in February, the highest scoring month for a Wildcat since Meeks averaged 28.0 points per game in January 2009
- Murray averaged 22.6 points per game in SEC road contests this season
- According to ESPN, Murray is the nation's leading scorer at 25.8 points per game from Feb. 1 to March 3

3-POINT SHOOTING

- Owns the UK freshman record for most 3-point field goals in a single season with 113, surpassing Knight's previous record of 87. It's also an SEC freshman record
- His 113 made 3-pointers is second on the UK single-season and NCAA record for a freshman for made 3-point field goals list. Davidson's Stephen Curry (2006-07) owns the single-season freshman record with 122 3-pointers, while Meeks owns the UK record with 117
- He made a 3-pointer in all 36 games this season, the only player in program history to hit at least one trey in his first 36 collegiate games
- Having made a 3 in 36 straight, he moved past tied Tony Delk (1993-94 season), who had 32, for the most consecutive games with a made 3-pointer in school history
- His eight 3-pointers vs. Florida tied Eric Bledsoe (March 18, 2010 vs. East Tennessee State) for the most in the Calipari era
- He's one of only two players (Kyle Wiltjer) with two games of seven or more 3-point field goals in a game under Calipari
- His .800 percentage from behind the arc vs. Florida is the best 3-point percentage in a single game in school history with a minimum of 10 attempts
- Murray is the first freshman in school history to make at least five 3-point field goals in consecutive games
- Murray is the fifth player in UK history -- and first since Meeks in 2008-09 -- with six or more made 3-point field goals in consecutive games
- He made two or more 3-pointers in 17 straight games. Meeks had a streak of 16 consecutive games
- Murray had the most games at 20 with three or more made 3-pointers in a season in the Calipari era

Murray-Ulis the Top Scoring Duo in the Country in League Play

Jamal Murray and Tyler Ulis were two of the best scoring guards in the country in 2015-16. Combined in league play, they were *the best* this season.

In conference-only games, Murray and Ulis averaged 40.8 points per game in conference play, more than any other duo in the major conferences, which includes the Power 5 conferences and the American and the Big East.

Rank	Duo	Team	Conference	Com. PPG
1.	Jamal Murray & Tyler Ulis	Kentucky	SEC	40.8
2.	Grayson Allen & Brandon Ingram	Duke	ACC	39.3
3.	Kris Dunn & Ben Bentil	Providence	Big East	39.1
4.	Andrew Andrews & Dejounte Murray	Washington	Pac 12	38.8
5.	Anthony Barber & Abdul Malik Abu	NC State	ACC	37.8

Home-Court Advantage

Kentucky ended the 2015-16 season on a 37-game win streak when playing in the friendly confines of Rupp Arena, the second-longest winning streak in the venue's history.

UK's last home loss came on Feb. 27, 2014 in an overtime loss to Arkansas. With an all-time record of 545-64 (.895) in Rupp Arena, Kentucky's current run includes the following streaks:

- Under John Calipari, UK is 119-4 (.967) in Rupp Arena, including 62-1 (.984) against non-conference opponents
- Calipari is tied with Tubby Smith for the second-most victories for any UK head coach in the arena

2015-16 SEASON NOTES

- Calipari will open the 2016-17 season needing just three more victories to tie all-time wins leader Joe B. Hall
- Prior to the close victory over Louisville, UK had won 13 straight home games by at least 11 points, the longest such streak since a 27-game stretch from 1995-97
- Mississippi State shot 52.9 percent from the field. Prior to that, UK had held the last 54 home opponents and the last 81 nonconference home opponents to less than 50 percent from the field
- Kentucky has won its last 75 games in Rupp Arena when ranked in the top five of the Associated Press Top 25, dating back to the 2003-04 season
- With a victory over LSU in the regular-season finale, UK captured its 13th undefeated season in Rupp Arena and the fifth in seven seasons under Calipari

Workhorse(s)

Tyler Ulis' value can perhaps best be represented by the number of minutes he played this season. Simply put, the Wildcats needed him on the floor as often as he could play.

The result was Ulis averaged 36.8 minutes per game, most in the Southeastern Conference. He entered the NCAA Tournament ranked 25th nationally in minutes per game. The 36.8 minutes per game were the most at UK since Tom Parker averaged 37.9 minutes during the 1971-72 season. Only Brandon Knight (35.9 mpg) averaged more than 35 minutes in the John Calipari era previously.

Seven times this season Ulis played 40 or more minutes, including all 45 minutes in overtime games at Kansas, at Texas A&M and in the SEC championship game vs. the Aggies.

Freshman Jamal Murray ranked second in the SEC at 35.2 minutes per game. Freshman Isaiah Briscoe was in ninth at 32.2 minutes per contest.

Wall vs. Ulis

John Wall, the former No. 1 overall pick and first point guard during the John Calipari era, put up remarkable numbers in his one season at UK. UK floor general, Tyler Ulis, kept pace with Wall statistically through 36 games this season.

Ulis had 31 games with five or more assists while Wall had 27 through the same point in the season. Ulis protected the ball better than Wall did with just 69 turnovers compared with 141 for Wall. Each player missed one game during the team's 36 contests, although Ulis missed an additional half against South Florida. Also, they are the only two players in the Calipari era to both have a double-double by way of points and rebounds and points and assists in the same season.

Player	PPG (Total)	RPG (T)	APG (T)	TO (T)	A/TO	SPG(T)
Wall	16.8 (589)	4.1 (143)	6.5 (228)	4.0 (141)	1.6	1.7 (60)
Ulis	17.3 (606)	3.1 (105)	7.0 (246)	2.0 (69)	3.6	1.5 (51)

S-E-C! S-E-C! S-E-C!

Kentucky has the unquestionable reputation as the league's gold standard. Since the SEC's inception in 1932-33, the Wildcats have been the most dominant team in the league, recording a 956-268 mark (.781) in conference play. Only two other teams have won more than 700 regular-season SEC games (Alabama, Tennessee) and no other team has a better winning percentage.

- UK has averaged 11.5 wins and only 3.2 losses per season in 83 seasons in the SEC
- Kentucky has won 47 SEC titles and 29 SEC Tournament championships
- The Wildcats have won 14 of the last 24 SEC Tournament titles
- has won at least a share of four of the last seven SEC regular-season championships under head coach John Calipari
- Kentucky has played in the championship game of the SEC Tournament in six of Calipari's seven seasons following its 2016 title

Ulis Tabbed Bob Cousy Finalist

Sophomore point guard Tyler Ulis is one of five finalists for the 2016 Bob Cousy Point Guard of the Year Award by the Naismith Memorial Basketball Hall of Fame. Named after Hall of Fame guard Bob Cousy, the annual honor recognizes the top point guard in Division I men's basketball.

Ulis' competition includes Yogi Ferrell of Indiana, Monte Morris from Iowa State, Oakland's Kahlil Felder and Kris Dunn of Providence.

A national committee comprised of top college basketball personnel determined the initial watch list of 20 candidates in October, trimmed it down to 10 in February and now named the final five finalists in March. The annual honor, which is now in its 13th season, will be presented to the winner at the ESPN College Basketball Awards Show in Los Angeles on April 8. Ulis will be in attendance.

The winner of the Cousy Award will be determined by a combination of fan votes and input from the Basketball Hall of Fame's selection committee. Fans are encouraged to visit HoophallAwards.com to cast their votes March 11-25.

Ulis is looking to become the first Kentucky guard to win the award.

Ulis Also a Wooden Award Finalist

Tyler Ulis was one of 15 players on the John R. Wooden Award national ballot and became one of the top-five vote getters to become a finalist for the nation's Player of the Year award. The Wooden Award is presented annually by the Los Angeles Athletic Club to the top player in college basketball.

The finalists are candidates for the Wooden All-American Team, out of which the Wooden Award winner will be selected. All 15 players on the ballot have proven to their universities that they are making progress towards graduation and are maintaining at least a cumulative 2.0 grade-point average.

Additionally, Ulis was named a Wooden Award All-American. He is the fifth Wildcat to be named a Wooden Award All-American since the inception of the team in 2007. He joins Willie Cauley-Stein (2015), Anthony Davis (2012), DeMarcus Cousins (2010) and John Wall (2010) as other UK players to earn the distinction.

Ulis, Murray Named USBWA Awards Finalists

The two leaders of arguably the nation's best backcourt, Tyler Ulis and Jamal Murray, were finalists for the U.S. Writers Basketball Association's two major awards, the Oscar Robertson Trophy and the Wayman Tisdale Award.

Ulis was tabbed one of 11 finalists for the Oscar Robertson Trophy, awarded annually to the USBWA's pick for the national player of the year. Murray was one of five finalists for the Wayman Tisdale Award, presented to the nation's freshman of the year.

Both awards will be presented at the College Basketball Awards gala in Oklahoma City on April 11 at the National Cowboy & Western Heritage Museum. Access Sports, a non-profit organization committed to supporting various charitable causes, will serve as host for the gala. Funds from the gala are used to support youth basketball programs in Oklahoma that allow disadvantaged youth the opportunity to participate in leagues and training.

The USBWA, comprised of nearly 1,000 sports journalists covering college basketball for newspapers, magazines and websites, will select the recipients of the awards. This will be the first time the women's college player of the year will be featured at the gala.

UK BY POSSESSION

Game	Offense PPP	Defense PPP
Albany	1.11	0.93
NJIT	1.21	0.79
vs. Duke	1.10	0.94
Wright State	1.11	0.90
Boston	1.15	0.87
vs. South Florida	1.25	0.94
Illinois State	0.99	0.83
at UCLA	1.10	1.24
Eastern Kentucky	1.21	0.92
Arizona State	1.01	0.82
vs. Ohio State	0.97	1.07
Louisville	1.10	1.07
Ole Miss	1.22	0.90
at LSU	0.96	1.21
at Alabama	1.22	0.97
Mississippi State	1.10	1.01
at Auburn	0.93	1.00
at Arkansas	1.21	1.00
Vanderbilt	1.19	0.89
Missouri	1.26	0.77
at Kansas	1.04	1.11
at Tennessee	1.15	1.25
Florida	1.25	0.95
Georgia	1.30	0.76
at South Carolina	1.25	0.87
Tennessee	1.19	1.04
at Texas A&M	1.13	1.16
Alabama	1.26	0.85
at Vanderbilt	0.97	1.16
at Florida	1.19	1.07
LSU	1.27	1.04
vs. Alabama	1.47	1.02
vs. Georgia	1.43	1.23
vs. Texas A&M	1.14	1.07
vs. Stony Brook	1.18	0.79
vs. Indiana	0.94	1.03

Overall

Kentucky offensive high - 1.47 vs. Alabama
Kentucky offensive low - 0.93 at Auburn

Opponent offensive high - 1.25 at Tennessee
Opponent offensive low - 0.76 vs. Georgia

SEC Play

Kentucky offensive high - 1.30 vs. Georgia
Kentucky offensive low - 0.93 at Auburn

Opponent offensive high - 1.25 at Tennessee
Opponent offensive low - 0.76 vs. Georgia

Postseason

Kentucky offensive high - 1.47 vs. Alabama
Kentucky offensive low - 0.94 vs. Indiana

Opponent offensive high - 1.23 vs. Georgia
Opponent offensive low - 0.79 vs. Stony Brook

2015-16 SEASON NOTES

CATS IN THE NBA

At the beginning of the 2015-16 season, 21 former Wildcats were on an opening-day roster, more than any other school in the country. The following listing is as of opening day.

Name	Team
Eric Bledsoe	Phoenix Suns
Devin Booker	Phoenix Suns
Willie Cauley-Stein	Sacramento Kings
DeMarcus Cousins	Sacramento Kings
Anthony Davis	New Orleans Pelicans
Archie Goodwin	Phoenix Suns
Aaron Harrison	Charlotte Hornets
Terrence Jones	Houston Rockets
Enes Kanter	Oklahoma City Thunder
Brandon Knight	Phoenix Suns
Michael Kidd-Gilchrist	Charlotte Hornets
Trey Lyles	Utah Jazz
Jodie Meeks	Detroit Pistons
Nerlens Noel	Philadelphia 76ers
Patrick Patterson	Toronto Raptors
Tayshaun Prince	Minnesota Timberwolves
Julius Randle	Los Angeles Lakers
Rajon Rondo	Sacramento Kings
Karl-Anthony Towns	Minnesota Timberwolves
John Wall	Washington Wizards
James Young	Boston Celtics

Several former Wildcats are among the NBA league leaders in the major statistical categories. Stats are through April 4. Former UK players are in **BOLD**.

Points Per Game

1. Stephen Curry (Warriors) - 30.1
- 4. DeMarcus Cousins (Kings) - 27.0**
- 7. Anthony Davis (Pelicans) - 24.3**

Rebounds Per Game

1. Andre Drummond (Pistons) - 14.9
- 5. DeMarcus Cousins (Kings) - 11.6**
- 8. Karl-Anthony Towns (Timberwolves) - 10.5**
- 9. Anthony Davis (Pelicans) - 10.3**
- 10. Julius Randle (Lakers) - 10.2**

Assists Per Game

- 1. Rajon Rondo (Kings) - 11.6**
- 3. John Wall (Wizards) - 10.2**

Blocks Per Game

1. Hassan Whiteside (Heat) - 3.75
- 4. Anthony Davis (Pelicans) - 2.05**
- 10. Karl-Anthony Towns (Timberwolves) - 1.69**
- 18. Nerlens Noel (76ers) - 1.48**

Field-Goal Percentage

1. DeAndre Jordan (Clippers) - .702
- 4. Enes Kanter (Thunder) - .575**
- 7. Karl-Anthony Towns (Timberwolves) - .544**
- 11. Nerlens Noel (76ers) - .524**

Steals Per Game

1. Stephen Curry (Warriors) - 2.15
- 7. Rajon Rondo (Kings) - 1.96**
- 9. John Wall (Wizards) - 1.88**
- 14. Nerlens Noel (76ers) - 1.73**

Double-Doubles

1. Andre Drummond (Pistons) - 64
- 3. John Wall (Wizards) - 49**
- 4. Karl-Anthony Towns (Timberwolves) - 48**
- T5. DeMarcus Cousins (Kings) - 47**
- T11. Anthony Davis (Pelicans) - 36**
- T11. Rajon Rondo (Kings) - 36**
- 14. Julius Randle (Lakers) - 34**

No Surrender Here

Surrendering a 21-point lead at Tennessee wasn't just unusual for Kentucky in the John Calipari era, it was downright rare. UK is 188-3 (.984) in the Calipari era when leading by at least 10 points at any time in the contest. Two of those three losses (a 21-point lead at Tennessee and a 12-point lead at Auburn) have come during the 2015-16 campaign. The only other loss in the Cal era came during the 2012-13 season when UK gave up an 11-point first-half lead and lost 59-55 at Alabama. All three losses have come to Southeastern Conference foes on the road. Perhaps most impressive of all is that 72.6 percent of games Calipari has coached in at Kentucky have produced 10-point leads at some point during the game for UK. The Wildcats have led by 10 points or more in a whopping 86.6 percent of Calipari's 217 career wins at Kentucky.

Foul Trouble

A common denominator in Kentucky's losses at Kansas and at Tennessee: foul trouble. UK committed 33 fouls at Kansas, the most ever in the John Calipari era, and followed that with 26 fouls at Tennessee, which is tied for the ninth most in the Calipari era (the eighth most, 27 fouls, just recently happened at Florida). In both the Kansas and Tennessee games, the two teams made 30 free throws apiece, the highest marks of the season. Furthermore, four players fouled out at Kansas, the first time that's happened since Dec. 4, 2010 at North Carolina, and another two were disqualified from the Tennessee game with five fouls apiece. The glaring foul problems shed light on a problem UK had for much of the season of letting the other team be the aggressor. Kentucky (737) committed more fouls than its opponents (713) and committed 51 more of them in Southeastern Conference regular-season play. The result: UK's opponents shot more free throws (849) than Kentucky (813) and shot 89 more free throws in conference play. The last time the Wildcats ended a season with fewer free-throw attempts than its opponents was 2007-08.

- UK averaged 20.5 fouls per game, which was the highest average since the 1994-95 team committed 22.2 fouls per game
- UK attempted fewer free throws than its opponent in 17 of the last 20 games
- Kentucky's opponents scored 24.3 percent of their points against UK at the foul line. That's the 22nd most in the country. The Wildcats scored 19.6 percent of their points at the charity stripe, which was 223rd nationally
- In SEC play, Kentucky's opponents scored 26.9 percent of their points against the Wildcats at the foul line, the highest rate in the league. On the flipside, UK scored just 18.2 percent of its points at the line, the second-lowest mark in the conference

Whatcha Talkin Bout, Willis?

Kentucky received a spark from junior Derek Willis in the second half of the season thanks in large part to a postgame speech at Auburn. That's when John Calipari asked the team, "Do we need to make some changes?" One of those changes was Willis, who had just posted a career outing during the loss to the Tigers. Willis registered his first career double-double with 12 points and a team-high 12 rebounds. Following that game, Willis was inserted into the starting lineup. Over the next 11 games, which included the Auburn performance, Willis averaged 11.2 points and a team-high 6.6 rebounds per game, including a career-high 25-point outing with a career-high seven 3-pointers vs. Tennessee. He led the Cats in rebounding in six of those 11 games. Willis helped stretch the floor for guards Tyler Ulis, Isaiah Briscoe and Jamal Murray to convert drives off of pick-and-rolls. All the while, Willis was reliable from the perimeter with 28 made 3-pointers during the stretch. Another way of looking at Willis' production: He scored 123 points in those 11 games played; he had scored 122 in his first 48 games played at Kentucky. Willis returned to the lineup in the regular-season finale vs. LSU after missing the previous three games with a right ankle injury. He looked like his pre-injury form in the postseason. He averaged 7.4 points, 4.2 rebounds, 1.6 blocks and 1.6 made 3-pointers per game during the stretch.

Bow and Arrow: Cats on Target from Behind the Arc

There was a point in the season when it seemed like Kentucky's ineffectiveness behind the 3-point line would be the Wildcats' downfall. In the end, it became a strength. With 10 3-pointers at Texas A&M, the Wildcats made at least 10 3-point field goals in five straight games, a new school record. And it's not as if UK was hoisting a ton of shots to make that many treys. As a matter of fact, during the five-game stretch, UK shot 44.0 percent or better from 3. At one point this season, the Wildcats were in the bottom third nationally in both 3-point field goal percentage and 3-point field goals made per game. In league play, the Wildcats finished second in the Southeastern Conference in 3-point field goal percentage (.392) while making 7.4 3-point field goals a game against SEC foes. Freshman guard Jamal Murray topped Brandon Knight's single-season freshman record for 3-point field goals in a season and led the way for the Wildcats from deep, averaging an SEC-best 3.3 3-point field goals during the regular season. Junior forward Derek Willis hit a conference-best 50.0 percent of his attempts from behind the arc in league play. In the SEC Tournament, the Wildcats combined for 32 3-pointers on a 47.8-percent clip. The Wildcats made a season-best 13 3-pointers in the quarterfinals matchup vs. Alabama.

Briscoe is Ulis' Bledsoe

In keeping with comparisons, through 36 games it was statistically eerie at the similarities Isaiah Briscoe was for Tyler Ulis, as Eric Bledsoe was for John Wall in 2009-10. Bledsoe was a heralded point guard, just as Briscoe entered the 2015-16 season as the No. 1 point guard in most recruiting services. Both players began their careers with a magnificent opening game. Bledsoe had 24 points, seven rebounds and four assists in his debut. Briscoe posted 11 points, 12 rebounds and a pair of assists. Through 36 games in the season, Briscoe notched double-figure scoring in 19 games while Bledsoe also had recorded 19 double-digit games. Briscoe garnered 20 games with three or more assists, while Bledsoe had notched it in 19 such contests. Briscoe was more aggressive on the boards, averaging 5.3 per game, while Bledsoe held the better shooting numbers at 46.6 percent. It is important to note that Briscoe only played in 34 of UK's 36 games, while Bledsoe appeared in 35 of the 36.

Player	PPG (Total)	RPG (T)	APG (T)	TO (T)	A/TO	SPG(T)
Bledsoe	11.4 (400)	3.0 (106)	2.9 (102)	3.1 (110)	0.9	1.5 (51)
Briscoe	9.6 (326)	5.3 (181)	3.1 (107)	1.9 (66)	1.6	1.0 (35)

Poythress Returned to Form

Senior Alex Poythress returned to the elite athlete in 2015-16 that John Calipari expected him to be after returning from a torn ACL in December of 2014. Poythress posted double-doubles in back-to-back games vs. Wright State and Boston University (the third and fourth of his

2015-16 SEASON NOTES

career), the first Kentucky senior to post consecutive double-doubles since Josh Harrellson in 2010-11.

He then broke out for a 21-point, 13-rebound effort in leading UK past Eastern Kentucky. The 21 points were the most since his career-high of 22 set during his freshman season, and the 13 rebounds marked a new career-best mark. It was the first 20-point, 10-rebound game of his career, and the 21 points were the most for a UK senior since his former teammate Julius Mays scored 24 points against Missouri in the 2012-13 season.

The senior forward became the 52nd player in program history with 500 career boards after the victory over Ole Miss. He's the third player in the Calipari era (Terrence Jones and Willie Cauley-Stein) to achieve the feat.

He enjoyed the best offensive performance of his career with a 25-point outing in a bounce-back win for the Wildcats at Alabama on Jan. 9. Poythress was 8 of 10 (.800) from the field and 9 of 11 (.818) from the charity stripe.

Poythress reached 900 career points on Senior Day, becoming just the 12th player in school history with 900 points, 500 rebounds and 70 blocks in a career.

After an injury to his other knee late in the season, Poythress scored in double digits in seven of the last nine games. He finished his career 36 points shy of becoming the school's 61st 1,000-point scorer.

Kentucky Elite Under Cal

Since John Calipari took over the program in 2009-10, no one in the country has had more wins than Kentucky, and only Kansas has a better winning percentage. UK is 217-47 (.825) during that time span.

1. Kansas: 216-43 (.8340)
2. Kentucky: 217-47 (.8220)
3. Gonzaga: 202-45 (.8178)
4. Duke: 210-47 (.8171)
5. Wichita State: 202-48 (.8080)

**numbers through April 4, 2016*

Calipari Reaches 200 UK Wins in Record Time

With a thrilling 75-73 victory over rival Louisville, John Calipari captured his 200th career win at Kentucky faster than any coach in UK history -- and nearly faster than anyone has ever done it at any other school.

Calipari reached the 200-win plateau in his 240th career game at Kentucky. Rick Pitino, previously the fastest to 200 wins at UK prior to Calipari, didn't capture his 200th Wildcat win until his 249th game. The legendary Adolph Rupp reached 200 during his 250th game.

Not only did Calipari reach the 200-win mark in record pace at Kentucky, he also nearly set the all-time Division I mark. With the win over U of L, he became the second-fastest Division I men's basketball coach to reach 200 victories at a single school, behind only LIU-Brooklyn's Clair Bee, who achieved the feat in 231 games.

Calipari is one of just 11 head coaches in Division I men's basketball history with at least 200 victories at two different schools and just the fifth coach at Kentucky to reach the 200-win plateau.

He's currently the only coach in NCAA history with at least 189 victories at three different schools.

Bounce Back

The Wildcats don't lose very often during the John Calipari era, but when they do, they almost always bounce back.

UK is 34-7 under Calipari following a loss. Kentucky's back-to-back losses at Kansas and at Tennessee were its first consecutive losses since losing a pair to Arkansas and South Carolina on Feb. 27, 2014 and March 1, 2014, respectively.

The Wildcats have only lost back-to-back games seven times during the Calipari era and they've never lost three in a row with Calipari on the sidelines. The last time UK lost three games in a row was in February 2009 when the Wildcats dropped four straight games to end the regular season.

Next Man Up

When starting freshman guard Isaiah Briscoe turned his ankle in warmups prior to the Louisville game, all it meant was an opportunity for another player. That man vs. the Cardinals was junior guard Dominique Hawkins.

The Kentucky native cemented his legacy in the rivalry's storied history with the best game of his career. Hawkins posted career highs in points (13), 3-pointers made (three) and minutes (26) to lead the Wildcats over the Cardinals.

But Hawkins is far from the only Wildcat who has embraced the "next man up" mentality and stepped up for the Wildcats this season. Isaac Humphries filled in admirably with four points and a career-high six rebounds in the win over Florida when Alex Poythress was ruled out of the game with a right knee injury just minutes before tip. He did the same at Texas A&M when Derek Willis went down with a right ankle injury.

In 22 of UK's 36 games, a scholarship player either did not play or left the game with an injury or illness. Kentucky played with its full roster in just eight games after Jan. 1, but had its full roster during the postseason. It didn't slow the Wildcats down too much -- as evidenced by Kentucky's 27-9 record and regular-season and conference tournament Southeastern Conference championships.

Always Efficient

According to Ken Pomeroy's calculations on kenpom.com, UK's teams under John Calipari have consistently ranked among the most efficient teams in the country per possession.

Year	Off (Rank)	Def (Rank)	Overall
2016	120.4 (5)	98.0 (53)	6th
2015	119.3 (5)	86.5 (2)	1st
2014	117.6 (10)	96.9 (41)	11th
2013	108.8 (42)	99.1 (129)	42nd
2012	122.9 (2)	88.2 (9)	1st
2011	118.1 (7)	90.4 (15)	6th
2010	116.1 (15)	86.2 (6)	3rd

**2015-16 rankings through April 4, 2016*

Taking Care of Business

Kentucky's 44-17 record vs. opponents ranked in the Associated Press Top 25 is impressive, but the Wildcats' ability to beat all-comers can't be overlooked. Under John Calipari, UK is 173-30 vs. unranked competition, an .852 winning percentage.

The Wildcats' loss to UCLA was its first loss to an unranked opponent since March 1, 2014.

STREAKS

Overall	Lost 1
Unranked AP teams anywhere	Won 5
Ranked AP teams anywhere	Lost 1
Home	Won 37
Home SEC	Won 19
Home nonconference	Won 32
Home AP unranked nonconference	Won 29
Home AP ranked teams	Won 4
Home AP unranked teams	Won 33
Road	Won 1
Road SEC	Won 1
Road AP ranked teams	Lost 1
Road AP unranked teams	Won 1
Neutral	Lost 1
Neutral AP ranked teams	Lost 1
Neutral AP unranked teams	Won 3

Active Consecutive Made Starts

Jamal Murray	36
Tyler Ulis	29
Isaiah Briscoe	24
Alex Poythress	8
Skal Labissiere	7

Active Consecutive Made Free Throws

Alex Poythress	8
Isaiah Briscoe	6
Jonny David	2
Isaac Humphries	2
Marcus Lee	2
Mychal Mulder	2
Dominique Hawkins	1
Skal Labissiere	1
Jamal Murray	1
Tyler Ulis	1

Active Consecutive Games with a 3-Pointer

Jamal Murray	36
Tyler Ulis	1

2015-16 SEASON NOTES

Poythress Named Candidate for Senior CLASS Award

Senior Alex Poythress was named one of 30 candidates for the prestigious Senior CLASS Award. An acronym for Celebrating Loyalty and Achievement for Staying in School, the Senior CLASS award focuses on the total student-athlete and encourages students to use their platform in athletics to make positive impact as leaders in their communities.

Poythress was the first Wildcat to earn recognition for the award since Darius Miller in 2012. He was also the only player from the Southeastern Conference among the 30 candidates.

Since his arrival on campus, Poythress has been a steady presence within the community. He's contributed to various activities such as the God's Pantry Food Drive and Samaritan's Feet. He is often a volunteer for stops at local children's hospitals as well as appearances at local elementary schools. Poythress has played kickball with elementary students, read to them at various times and has even made guest appearances at camps in his hometown.

Along with his teammates, he has been involved in a Hurricane Sandy telethon, a clothing drive for the needy, various meet-and-greets during the holidays, as well as a presence at the annual pizza delivery during Big Blue Madness campouts. Furthermore, Poythress is a mainstay within the UK Basketball camps throughout the summer serving as a camp counselor for kids of all ages as well as for the John Calipari Fantasy Camp.

Poythress graduated in just three years with a degree in business marketing. He earned a 3.517 undergraduate GPA and is now pursuing a master's of science in kinesiology and health promotion with an emphasis on sport leadership. He finished his first semester of grad school with a 4.0 GPA.

Still Big, Still Dominant on the Glass

Though Kentucky wasn't quite as big and as long as it was last season, the Wildcats were still one of the tallest teams in the country and one of the best on the boards. The Wildcats ranked first in the Southeastern Conference in rebounds allowed per game (33.6) and second in rebound margin (plus-5.2) and offensive rebound percentage (.375).

Against NJIT, Kentucky grabbed 31 more rebounds than the Highlanders, the best mark of the John Calipari era. The 54 total rebounds ranked as the fourth most of the Coach Cal era, and the 22 offensive rebounds tied for the fourth most in Calipari's seven seasons.

The battle of the boards has proven to be an important factor for the Wildcats, as were 19-3 when they outrebound their opponent.

Consistently Good

When you're everyone's Super Bowl, it's hard to stay at the top, but the Wildcats are doing exactly that under John Calipari. Before falling out of the top five on Dec. 21, UK had been ranked in the top five of the Associated Press Top 25 for 24 consecutive weeks, the longest such streak since going 30 straight weeks in the top five from 1953-55.

Three is Better Than Two

UK passed UNLV for the nation's longest active streak of consecutive games with a made 3-pointer in its final game of 2015-16, knocking down at least one from long range in 975 consecutive games. U

NLV will enter the 2016-17 season with 974 made 3-pointers. The Cats' last game without a made 3-pointer came against Seton Hall on Nov. 26, 1988 a "three-point" loss in the Great Alaska Shootout.

Lee Makes SEC Community Service Team

Junior Marcus Lee was tabbed to the Allstate Good Works Team by the National Association of Basketball Coaches and also the Southeastern Conference Community Service Team. It's the second straight season he made the SEC Community Service Team.

- Lee has contributed more than 100 hours of community service while at UK
- He is a 2015 SEC Community Service Team member
- UK's SAAC treasurer
- Worked with various organizations such as God's Pantry, Salvation Army and Samaritan's Feet
- Lee was recently chosen as the male student-athlete to represent the Southeastern Conference at the 2016 NCAA Leadership Forum April 7-10 in Phoenix. Only two athletes from one of the 14 schools comprising the league can be selected. Lee will be joined by women's soccer player Michele Christy from Tennessee

From Wildcats to NBA All-Stars

Further proving the notion that the Kentucky men's basketball program helps prepare its players for the NBA better than any other school, three former Wildcats – DeMarcus Cousins,

Anthony Davis, and John Wall – were selected for the 2016 NBA All-Star Game as reserves. No college had more than two representatives in the NBA All-Star Game.

Davis led the West All-Stars to a 196-173 win with 24 points on 12-of-13 shooting and six rebounds. Wall added 22 points on 10-of-14 shooting with three assists, while Cousins posted 11 points on a perfect 5-of-5 night from the floor.

It was the third All-Star appearances for Davis and Wall, while Cousins will made his second straight appearance.

Rookie Karl-Anthony Towns won the Skills Challenge in thrilling fashion, defeating fellow Wildcats Davis and Cousins. Towns became the first frontcourt player to win the challenge. Meanwhile Devin Booker finished in third place in the Three-Point Contest behind arguably the NBA's two best 3-point shooters in Steph Curry and Klay Thompson.

Booker was one of the stars of the Rising Stars Challenge, which pits 10 of the best first- and second-year NBA players from the United States against 10 first- and second-year NBA players from around the world. Booker scored 23 points behind five 3-pointers. Towns posted 18 points, seven rebounds and four assists, and Trey Lyles added two points and two rebounds. Nerlens Noel was chosen for the game but could not play due to injury.

Wynyard Joins Wildcats

With the 2015 fall semester complete, 2016 fall signee Tai Wynyard enrolled at Kentucky a semester early and joined the Wildcats. He was eligible for UK's game against Ohio State, but did not appear in any games. He is eligible for a redshirt season which will be determined at a later date.

Wynard, a 6-foot-10, 255-pound forward, graduated from his hometown school in Auckland, New Zealand. He was the youngest player to make the New Zealand National Team when he made the club at 16 years old.

The burly forward was named the most valuable player of the FIBA 3-on-3 World Championships after leading New Zealand to the gold medal. He was also a part of the World Select Team that edged the USA Junior National Select Team at the 2015 Nike Hoop Summit.

It has not been decided if Wynard will redshirt for the spring semester or if he will suit up for the Wildcats this season.

National Attention

Kentucky basketball always garners the eyes of the country as UK routinely draws some of the highest national rating numbers on TV for college basketball games. Of course, this season was no different.

UK's game against Duke in the Champions Classic was WatchESPN's most-watched college basketball game ever. Additionally, the game averaged 3,120,000 viewers, the second-most watched Champions Classic game during the event's history. The Wildcats' game vs. Kansas on Jan. 30 was the largest in the history of the Big/SEC 12 Challenge. The game drew 2,984,000 total viewers.

Five Double-Doubles

Five different Wildcats tallied a double-double this season. It was the first time five different players logged a double-double in the same season since since 2000-01, when Keith Bogans, Marquis Estill, Gerald Fitch, Jason Parker and Tayshaun Prince turned the trick.

Guards Isaiah Briscoe and Tyler Ulis both earned double-doubles via points and rebounds. Ulis also notched double-doubles with points and assists. He was the first player since John Wall to have two variations of a double-double in the same season.

Marcus Lee and Derek Willis both logged their first career double-doubles this season, while Alex Poythress notched four during his senior season after entering the year with two career double-doubles.

Forever Young

Kentucky began the 2015-16 season with two veterans in the starting lineup in junior Marcus Lee and sophomore Tyler Ulis. However, Kentucky once again checked in as one of the youngest teams in terms of experience, according to kenpom.com. UK ranked No. 339 out of 351 in terms of experience per minute and the fourth youngest among Power Five schools.

From the Hunted to the Hunter

As the winningest program in Division I college basketball and eight-time national champions, Kentucky is used to having a target on its back. However, the Wildcats are pretty good at playing the role of the hunter as well.

UK's victory over Duke marked the 11th NCAA defending national champion the Wildcats

COMPARING THE CALIPARI ERA

A look at how UK's 36-game season in 2015-16 compared with John Calipari's other teams through the 36-game mark ...

Year	FG%	Opp. FG%	3-Pt. FG%	FT%	RPG	Assists	TOS.	Blocks	Steals	Points	PPG	Record
2015-16	.478	.397	.366	.690	38.8	512	402	209	206	2,861	79.5	27-9
2014-15	.466	.351	.347	.722	38.5	525	381	248	237	2,690	74.7	36-0
2013-14	.452	.406	.327	.682	40.9	410	441	222	172	2,715	75.4	26-10
2012-13*	.475	.392	.346	.642	37.8	441	430	217	185	2,396	72.6	21-12
2011-12	.487	.370	.375	.719	39.1	483	409	313	219	2,775	77.1	34-2
2010-11	.462	.391	.395	.717	37.5	454	382	231	190	2,714	75.4	28-8
2009-10	.484	.379	.347	.674	41.4	548	518	263	261	2,884	80.1	34-2

*season ended at 33 games

2015-16 SEASON NOTES

have defeated in school history.

- Holy Cross (3/20/1948)
- La Salle (12/22/1954)
- Indiana (12/6/1976)
- Indiana (12/8/1981)
- Louisville (12/27/1986)
- Indiana (12/5/1987)
- Arkansas (3/12/1995)
- Florida (3/9/2008)
- North Carolina (12/5/2009)
- Louisville (12/28/2013, 3/28/2014)
- Duke (11/17/2015)

Best in the Bluegrass

Kentucky has been dominant against teams in the state under John Calipari. UK is 14-1 against in-state foes with Calipari at the helm, including 8-1 vs. Louisville. Two of the victories over the Cardinals came in postseason play. UK has won four straight in the series and all four meetings in Rupp Arena.

Here's a list of the meetings between the state's two premier programs since Coach Cal took over at Kentucky:

- Jan. 2, 2010 - UK won 71-62 at Rupp Arena
- Dec. 31, 2010 - UK won 78-63 at KFC YUM! Center
- Dec. 31, 2011 - UK won 69-62 at Rupp Arena
- March 31, 2012 - UK won 69-61 at the Superdome (NCAA Final Four in New Orleans)
- Dec. 29, 2012 - Louisville won 80-77 at KFC YUM! Center
- Dec. 28, 2013 - UK won 73-66 at Rupp Arena
- March 28, 2014 - UK won 74-69 at Lucas Oil Stadium (NCAA Sweet 16 in Indianapolis)
- Dec. 27, 2014 - UK won 58-50 at KFC YUM! Center
- Dec. 26, 2015 - UK won 75-73 at Rupp Arena

Wildcats Faced Tough Nonconference Slate

UK's 14-game nonconference schedule featured 10 games against teams who advanced to the postseason in 2014-15. That list included national champion Duke in the third game of the season at the Champions Classic in the United Center in Chicago, which UK won.

In addition to Duke and Kansas, the Wildcats took on powerhouses such as UCLA, Ohio State and the annual rivalry game with Louisville. The Wildcats finished the season with the seventh-toughest nonconference schedule in the country.

Kentucky Signs Super Six in 2016 Class

The Kentucky men's basketball program has put together one of the strongest recruiting classes of all time, signing six of the nation's top players during the early fall signing period. Highly rated prospects Edrice "Bam" Adebayo, De'Aaron Fox, Wenyen Gabriel, Sacha Killeya-Jones, Malik Monk and Tai Wynyard have all signed with UK.

All six players are consensus four- or five-star prospects, and four are ranked in the top 10 by the major national recruiting services. In a class stocked full of highly regarded players, national analysts are already calling this the nation's top signing haul for 2016.

In every season in the Calipari era, the Wildcats have signed either the nation's No. 1 or No. 2 recruiting class. UK looks to continue that streak with the latest additions of Adebayo, Fox, Gabriel, Killeya-Jones, Monk and Wynyard.

Adebayo, Fox and Monk have all been selected to the McDonald's All-America and Jordan Brand Classic Games. Killeya-Jones will join the trio at the McDonald's All-America game.

- Edrice "Bam" Adebayo, F, 6-9, 230 - ranked as high as No. 6 overall by Rivals and ESPN
- De'Aaron Fox, G, 6-3, 170 - ranked as high as No. 2 overall by 247Sports
- Wenyen Gabriel, F, 6-9, 200 - ranked as high as No. 10 overall by Scout
- Sacha Killeya-Jones, F, 6-10, 207 - ranked as high as No. 16 by 247Sports
- Malik Monk, G, 6-3, 185 - ranked as high as No. 5 overall by 247Sports and ESPN
- Tai Wynyard, F, 6-9, 230

Decorated Kentucky Signees

Kentucky's 2016 signees are more than living up to their national rankings as their 2016 high school seasons come to a close. Among the awards and honors the class has already collected:

- Edrice "Bam" Adebayo - McDonald's All-American Games Morgan Wooten Player of the Year finalist, Naismith All-America Second Team, North Carolina Gatorade Player of the Year

- De'Aaron Fox - Naismith High School Player of the Year finalist, Naismith All-America First Team, Texas Gatorade Player of the Year
- Wenyen Gabriel - Naismith All-America Third Team
- Malik Monk - McDonald's All-American Games Morgan Wooten Player of the Year finalist, Naismith All-America Second Team, Arkansas Gatorade Player of the Year

Future Wildcats Shine at McDonald's Game

Kentucky's top-ranked recruiting class was well represented during the 2016 McDonald's All-American Game in March as Edrice "Bam" Adebayo, De'Aaron Fox, Sacha Killeya-Jones and Malik Monk all suited up for the game.

Adebayo, Fox and Killeya-Jones will suited up for the East team and fell to Fox's West team by a 114-107 score.

Adebayo was the only player in the game to earn a double-double with 16 points and 12 rebounds. He added two steals, a block and an assist. Fox dished out seven assists, while Killeya-Jones showed a flare for doing a little bit of everything with a stat line of six points, two rebounds, two steals and an assist. Monk contributed 11 points, several coming by alley-oop style, and four assists to the West's winning cause. Fox also won the 3-point contest and finish second in the slam dunk competition.

With Adebayo, Fox, Killeya-Jones and Monk's appearance in the game, UK has signed 25 players during the John Calipari era who have been named to the prestigious high school event, more than any other school in the country during that time period. Four players or more from all but two signing classes have been tabbed McDonald's All-Americans during the Calipari era, including six in the 2013 class.

Kentucky has signed 57 McDonald's All-Americans since the team began in 1977.

Also, Adebayo, Fox and Monk were selected for the Jordan Brand Classic, which will be held April 15 at the Barclays Center in Brooklyn, N.Y. A total of 29 UK signees have been chosen for the Jordan Brand Classic during the Calipari era.

Four More Future Wildcats to Appear in Jordan Brand Classic

Edrice "Bam" Adebayo, De'Aaron Fox, Wenyen Gabriel and Malik Monk will suit up at the Jordan Brand Classic game to add to their postseason all-star game appearances. The game, featuring the top players from across the country, will be the nightcap of four games on April 15. The day will also feature an international game, the girls national game and a regional game featuring players from the New York City area.

Gabriel will play alongside Monk on the West Team. Fox and Adebayo will be on the East Team. Since John Calipari's arrival, 30 total players have been selected to the Jordan Brand Classic.

Another Historic NBA Draft for UK

A record six Wildcats were selected in the 2015 NBA Draft in June, tying Kentucky's NBA record set in 2012. Also tying an NBA record, four Wildcats were selected in the NBA lottery (the opening 14 picks). Karl-Anthony Towns was selected No. 1 overall, the program's third No. 1 overall selection since 2010.

John Calipari has had 25 players selected in the NBA Draft since becoming UK's head coach. Nineteen players have gone in the first round, and he's had three players taken No. 1 overall.

Calipari has had two or more players selected in the NBA Draft in eight consecutive seasons dating back to his time as the head coach at Memphis. He has had at least one player selected in the top 10 of the draft in each of the last eight seasons. No other school has even a first rounder in eight straight seasons.

Though Aaron Harrison went undrafted, he was signed by the Charlotte Hornets in the summer and made the Hornets' opening-day roster.

- 1st - Karl-Anthony Towns (Minnesota Timberwolves)
- 6th - Willie Cauley-Stein (Sacramento Kings)
- 12th - Trey Lyles (Utah Jazz)
- 13th - Devin Booker (Phoenix Suns)
- 44th - Andrew Harrison (Memphis Grizzlies)
- 48th - Dakari Johnson (Oklahoma City Thunder)

Three Former Cats Among Finalists for 2016 U.S. Olympic Team

Former Kentucky men's basketball stars DeMarcus Cousins, Anthony Davis and John Wall were named finalists for the 2016 U.S. Olympic Men's Basketball Team by USA Basketball. The trio, all of whom played under current UK head coach John Calipari, are among 30 players vying for a spot on the final 12-man roster that will compete in Rio de Janeiro, Brazil in August, though Davis recently had to pull his name out after undergoing shoulder surgery.

RECORD CHASERS SINGLE-SEASON CHARTS

Single-Season 3-Pointers Made

Player	Total 3s	Avg. Per Game	Total Games
Jodie Meeks (2008-09)	117	3.25	36
Jamal Murray (2015-16)	113	3.14	36
Travis Ford (1992-93)	101	2.97	34
Derrick Miller (1989-90)	99	3.54	28
Tony Delk (1993-94)	95	2.79	34
Tony Delk (1995-96)	93	2.58	36
Brandon Knight (2010-11)	87	2.29	38
Patrick Sparks (2004-15)	82	2.41	34

Single-Season Assists

Player	Total Assts.	Avg. Per Game	Total Games
Tyler Ulis (2015-16)	246	7.03	35
John Wall (2009-10)	241	6.51	37
Roger Harden (1985-86)	232	6.44	36
Travis Ford (1993-94)	193	5.85	33
Anthony Epps (1996-97)	193	4.83	40
Marquis Teague (2011-12)	191	4.78	40
Dirk Minniefield (1981-82)	188	6.27	30
Dirk Minniefield (1982-83)	181	5.84	31

2015-16 SEASON NOTES

The official 12-member team will be announced later this year. Also, the USA National Team's complete training schedule will be announced at a later date as well. All three former Wildcats have prior USA Basketball experience.

Conley Named 2016 SEC Legend

Larry Conley was honored at the Southeastern Conference Tournament in Nashville as a member of the 2016 Legends during halftime of UK's win over Alabama.

Conley was a key member of the 1965-66 "Rupp's Runts," one of the most beloved teams in Kentucky basketball history, Larry Conley helped lead the Wildcats to a 1966 national runner-up finish, a 27-2 record and an SEC championship. On a starting five that featured no player taller than 6-foot-5, Conley dished out a team-best 100 assists while averaging 11.5 points per game. Conley was named to the All-SEC First Team by the league's coaches in 1966 for his efforts and the All-SEC Third Team by the Associated Press.

Conley was also an All-SEC Third Team selection in 1964 and 1965, a two-time Academic All-SEC selection, and an Academic All-American during the 1963-64 season. A member of the University of Kentucky Athletics Hall of Fame, Conley went on to play a season in the American Basketball Association for the Kentucky Colonels before diving into a longtime and ongoing broadcasting career. He's called games for ESPN, NBC, CBS, ABC, Fox Sports and Raycom Sports.

Kentucky's NBA Footprint Continues to Grow

The nation's most prolific NBA player-producing program once again led the country with 21 players on an opening-day NBA roster. Of the 446 players in the NBA to start the 2015-16 season, approximately 4.7 percent played college basketball at Kentucky. The Wildcats bettered any other college program by two players as the NBA season opened.

Kentucky's NBA dominance was best represented in Phoenix and Sacramento, where a combined seven Wildcats started the 2015-16 season on the respective rosters. Eric Bledsoe, Devin Booker, Archie Goodwin and Brandon Knight were all part of the Phoenix Suns' opening-day roster, while former UK stars Willie Cauley-Stein, DeMarcus Cousins and Rajon Rondo started the year in Sacramento.

Two other franchises – the Charlotte Hornets (Aaron Harrison, Michael Kidd-Gilchrist) and the Minnesota Timberwolves (Tayshaun Prince, Karl-Anthony Towns) – opened the season with two Wildcats apiece.

Success Rate Continues at 2015 Graduation

Four Wildcats -- Alex Poythress, Tod Lanter, Brian Long and Sam Malone -- all received their undergraduate degrees during the university's May 2015 commencement ceremonies, continuing the remarkable Success Rate under Calipari.

All 14 players who have been eligible to graduate by the end of their senior years in the Calipari era have received their degrees, including three players (Poythress, Patrick Patterson and Jarrod Polson) who completed their undergraduate degrees in three years.

Additionally, the team received an academic award in May for its Academic Progress Rate score. The Wildcats placed in the top 10 percent of Division I men's basketball schools. The APR provides a real-time look at a team's academic success by the progress of each student-athlete on scholarship.

Calipari, Dampier Enshrined in Naismith HOF

Kentucky Wildcats John Calipari and Louie Dampier were enshrined in the Naismith Memorial Basketball Hall of Fame in September. The fraternity of basketball legends is considered to be one of the ultimate honors in the sport.

Calipari and Dampier were two of 11 basketball legends in the Class of 2015 and the ninth and 10th UK representatives, respectively, to join basketball's fraternity of legends.

A Winning Institution

Both the UK men's and women's basketball teams posted a seventh straight 20-win season in 2015-16. Kentucky is one of just three institutions (UK, BYU and Duke) in the NCAA that have seen both their men's and women's basketball programs tally 20 or more wins in seven consecutive seasons. UK's men's team had 27 total wins, while the women won 25.

2015-16 LINEUP COMPARISON

A breakdown of Kentucky's most used linupes, including a breakdown of each lineup's +/- statistics:

Most Frequent Lineups	Total Minutes	Points For	Points Against	+/-	+/- per 40 min.
Lee, Ulis, Murray, Poythress, Briscoe	165:37	317	253	+54	+15.46
Lee, Ulis, Murray, Willis, Briscoe	127:48	300	221	+79	+24.73
Labissiere, Ulis, Murray, Poythress, Briscoe	122:59	245	201	+44	+14.31
Lee, Labissiere, Ulis, Murray, Briscoe	103:11	214	161	+53	+20.55
Ulis, Murray, Poythress, Willis, Briscoe	100:08	239	185	+54	+21.57
Labissiere, Ulis, Murray, Willis, Briscoe	59:38	110	99	+11	+7.38
Lee, Ulis, Murray, Humphries, Briscoe	45:28	87	77	+10	+8.80
Lee, Ulis, Matthews, Murray, Poythress	29:21	52	34	+18	+24.53
Ulis, Murray, Willis, Humphries, Briscoe	29:08	60	61	-1	-1.37
Lee, Ulis, Murray, Poythress, Hawkins	24:04	47	51	-4	-6.65

UK'S RECORD WHEN		
KENTUCKY RECORD	ALL	SEC
Leading at halftime:	24-5	13-4
Tied at the half:	1-0	0-0
Trailing at halftime:	2-4	0-1
Shoot 50% or higher:	17-2	9-1
Shoot less than 50%:	10-7	4-4
Shoot higher % than opp.:	26-3	12-2
Shoot lower % than opp.:	1-6	1-3
Opp. shoot worse than 50%:	26-8	12-5
Opp. shoot 50% or higher:	1-1	1-0
Score less than 60 points:	0-0	0-0
Score 60-69 points:	0-4	0-2
Score 70-79 points:	9-4	3-3
Score 80-89 points:	16-1	9-0
Score 90-99 points:	2-0	1-0
Score 100+ points:	0-0	0-0
Opp. score less than 60 pts.:	8-0	4-0
Opp. score 60-69 pts.:	12-0	5-0
Opp. score 70-79 pts.:	6-5	4-3
Opp. score 80-89 points:	1-3	0-2
Opp. score 90-99 points:	0-1	0-0
Opp. score 100+ points:	0-0	0-0
Outrebounded opponent:	19-3	10-1
Outrebounded by opponent:	5-6	2-4
Equal number of rebounds:	3-0	1-0
Fewer turnovers than opp.:	17-3	9-2
Same turnovers as opp.:	5-1	1-1
More turnovers than opp.:	5-5	3-2
Make 8 or more 3-pointers:	10-3	6-1
Make 7 or fewer 3-pointers:	17-6	7-4
Games decided by 5 or fewer:	2-2	0-2
Overtime games:	1-2	0-1
On CBS:	4-3	2-1
On ESPN/ESPN2/ESPNU:	15-6	8-4
On Fox Sports1:	0-0	0-0
On SEC Network/(+):	8-0	3-0
On ABC:	0-0	0-0
On FSN:	0-0	0-0
On CSS:	0-0	0-0
vs. SEC at Home:	9-0	9-0
vs. SEC on Road:	4-5	4-5
Games vs. AP ranked opp.:	3-2	0-0
Games following a loss:	7-1	5-1
Games following a win:	19-8	8-4
More points in the paint:	18-3	7-2
Fewer/Same points in the paint:	9-6	6-3
More bench points than opp.:	18-2	6-1
Fewer or same bench pts.:	9-7	7-4
More 2nd-chance points:	18-2	11-2
Fewer or same 2nd chance pts.:	9-7	2-3
More or same points off TOs:	24-2	11-1
Fewer points off TOs:	3-7	2-4
On Monday:	1-0	0-0
On Tuesday:	6-2	4-2
On Wednesday:	2-0	1-0
On Thursday:	3-1	2-0
On Friday:	4-0	0-0
On Saturday:	10-6	6-3
On Sunday:	1-0	0-0
In November:	7-0	0-0
In December:	3-2	0-0
In January:	6-3	6-2
In February:	5-3	5-3
In March:	6-1	2-0
In April:	0-0	0-0

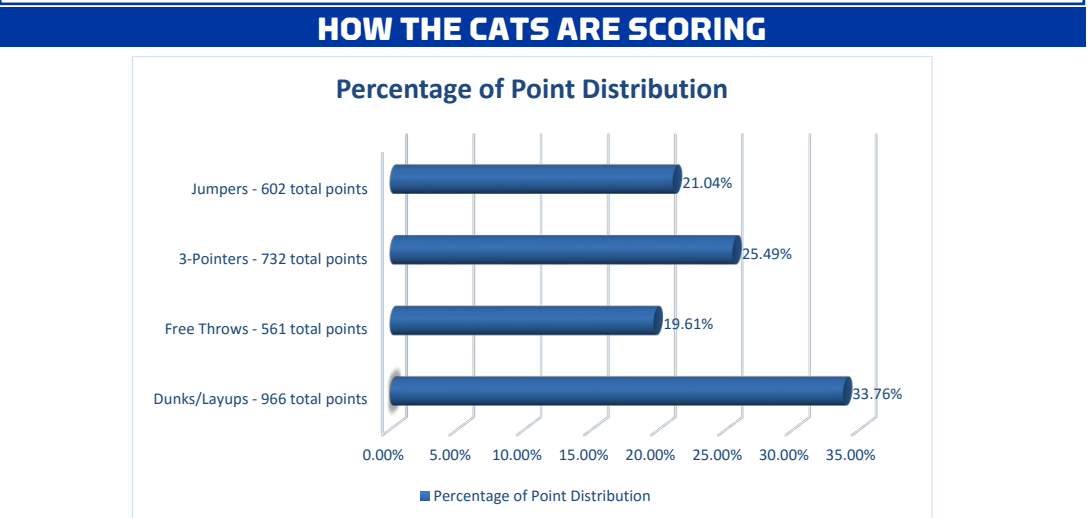
WIN/LOSS MARGIN		
MARGIN	W	L
1		
2	1	1
3		
4		
5	1	1
6	1	2
7		2
8		
9	1	
10	1	1
11-15	7	1
16-20	5	1
21+	10	

MISCELLANEOUS STATS														
Times Led					Games With									
Player	Pts.	Rebs.	Assts.	Stls.	Blks.	10+ Pts	20+ Pts	10+ Rebs	3+Assts	3+Blks	3+Stls	3+ 3's	Dunks	Dbl-Dbls(Career)
00-Lee	-	13	-	4	18	10	-	8	1	8	-	-	53	4 (4)
1-Labissiere	2	1	-	3	12	10	1	-	-	9	-	-	27	-
3-Ulis	13	-	29	20	1	30	15	1	33	-	6	6	-	8 (8)
4-Matthews	-	-	-	4	-	1	-	-	-	-	-	-	3	-
10-David	-	-	-	-	-	-	-	-	-	-	-	-	-	-
11-Mulder	-	1	-	-	-	-	-	-	-	-	-	-	-	-
13-Briscoe	2	7	7	9	1	19	1	3	20	-	2	-	1	2 (2)
14-Wynyard	-	-	-	-	-	-	-	-	-	-	-	-	-	-
15-Humphries	-	2	-	2	4	-	-	1	-	1	-	-	-	-
22-Poythress	2	8	-	2	5	15	3	4	-	2	-	1	33	4 (6)
23-Murray	17	4	3	11	2	35	18	-	12	-	4	20	11	-
24-Floreal	-	-	-	-	-	-	-	-	-	-	-	-	-	-
25-Hawkins	-	-	-	2	-	1	-	-	-	-	-	1	1	-
35-Willis	-	8	-	3	4	10	1	2	1	2	1	6	10	2 (2)

STARTING LINEUPS						
Record	Guard	Guard	Guard	Forward	Forward	Forward
8-2	Ulis	Murray	Briscoe	Poythress	Labissiere	Lee
4-1	Ulis	Murray	Briscoe	Willis	Lee	Labissiere
4-1	Ulis	Murray	Briscoe	Lee	Poythress	Lee
3-3	Ulis	Murray	Briscoe	Willis	Lee	Poythress
3-2	Ulis	Murray	Briscoe	Lee	Lee	Humphries
1-0	Ulis	Murray	Briscoe	Lee	Lee	Labissiere
1-0	Ulis	Murray	Matthews	Lee	Lee	Labissiere
1-0	Ulis	Murray	Willis	Lee	Lee	Labissiere
1-0	Briscoe	Murray	Matthews	Poythress	Lee	Labissiere
1-0	Ulis	Murray	Matthews	Poythress	Lee	Lee

TRACKING THE CATS				
Player	Games With			Total
	Charges Drawn	UK's First Sub	Traditional 3-Point Plays	Clutch FT-FTA (Last 5:00/OT)*
00-Lee	4	16	4	0-1 (.000)
1-Labissiere	-	9	1	1-2 (.500)
3-Ulis	5	-	7	12-14 (.857)
4-Matthews	-	6	1	0-2 (.000)
10-David	-	-	-	0-0 (.000)
11-Mulder	-	-	-	0-0 (.000)
13-Briscoe	3	2	5	3-8 (.375)
14-Wynyard	-	-	-	0-0 (.000)
15-Humphries	-	3	1	2-2 (1.000)
22-Poythress	1	5	6	9-12 (.750)
23-Murray	2	-	11	12-17 (.706)
24-Floreal	-	-	-	0-0 (.000)
25-Hawkins	1	1	1	6-6 (1.000)
35-Willis	1	3	-	7-8 (.875)

*single-digit game with 5:00 to play



TEAM'S FAST FACTS	
Shooting Percentage:	.478
Avg. Assists Per Game:	14.2
Points off Turnovers Avg.:	14.8
Second-Chance Points Avg.:	14.2
Points in the Paint Avg.:	33.7
Fast Break Points Avg.:	7.9
Bench Points Avg.:	14.8
Points Per Possession Avg.:	1.156
Avg. Time of Possession:	17.7

HOW UK SCORED ITS FIRST POINTS				
PLAYER	DUNK/LAYUP	JUMPER	3PT	FT
00-Lee	2	1		
1-Labissiere		2		
3-Ulis		4		2
4-Matthews	1			
10-David				
11-Mulder				
13-Briscoe	1	2		1
14-Wynyard				
15-Humphries				
22-Poythress	5	1		2
23-Murray	5	2	3	
24-Floreal				
25-Hawkins				
35-Willis				2

GAME-BY-GAME LEADERS

Date	Opponent	Result	Points	Rebounds	Blocks	Steals	Assists
11/2	Ottawa #	W, 117-58	Murray - 22^	Murray - 12^	Three with 2^	Murray - 3^	Ulis - 10^
11/6	Kentucky State #	W, 111-58	Labissiere - 22^	Lee - 11^	Poythress - 4^	Two with 3^	Willis - 5^
11/13	Albany	W, 78-65	Murray - 19^	Lee - 8^	Labissiere - 4^	Murray - 3	Murray - 8^
11/14	NJIT	W, 87-57	Labissiere - 26^	Briscoe - 12^	Lee - 3^	Briscoe - 2	Ulis - 5^
11/17	vs. #5/4 Duke ¹	W, 74-63	Ulis - 18^	Lee - 10	Two with 2	Murray - 4^	Ulis - 6^
11/20	Wright State	W, 78-63	Ulis - 21^	Poythress - 10^	Labissiere - 1^	Ulis - 2^	Ulis - 5^
11/24	Boston	W, 82-52	Labissiere - 16^	Poythress - 10^	Labissiere - 3^	Two with 3^	Ulis - 6^
11/27	vs. South Florida ²	W, 84-63	Murray - 21^	Two with 6	Labissiere - 3^	Two with 2^	Briscoe - 7^
11/30	Illinois State	W, 75-63	Briscoe - 18	Lee - 12^	Two with 2^	Matthews - 2^	Briscoe - 3^
12/3	at UCLA	L, 87-77	Briscoe - 20	Two with 6	Labissiere - 2 ^	Two with 2^	Ulis - 9^
12/9	Eastern Kentucky	W, 88-67	Poythress - 21^	Poythress - 13^	Lee - 5^	Briscoe - 2^	Ulis - 8^
12/12	Arizona State	W, 72-58	Murray - 17^	Lee - 7^	Lee - 5^	Briscoe - 2^	Ulis - 5^
12/19	vs. Ohio State ³	L, 74-67	Murray - 33^	Lee - 9	Two with 2	Lee - 2	Briscoe - 7^
12/26	Louisville	W, 75-73	Ulis - 21	Lee - 7	Poythress - 3^	Four with 1	Ulis - 8^
1/2	Ole Miss	W, 83-61	Ulis - 20	Poythress - 9^	Lee - 2^	Ulis - 6^	Ulis - 10^
1/5	at LSU	L, 85-67	Ulis - 23^	Mulder - 8	Briscoe - 1	Three with 1	Ulis - 6
1/9	at Alabama	W, 77-61	Poythress - 25^	Lee - 11^	Four with 1	Two with 1	Ulis - 8^
1/12	Mississippi State	W, 80-74	Murray - 22^	Lee - 9^	Lee - 2^	Ulis - 2^	Two with 5^
1/16	at Auburn	L, 75-70	Murray - 20	Willis - 12^	Poythress - 3	Murray - 3^	Ulis - 8^
1/21	at Arkansas	W, 80-66	Ulis - 24^	Three with 7^	Willis - 4^	Five with 1^	Ulis - 5^
1/23	Vanderbilt	W, 76-57	Ulis - 21^	Willis - 9^	Three with 1	Murray - 3^	Ulis - 5^
1/27	Missouri	W, 88-54	Ulis - 20^	Willis - 12^	Labissiere - 5^	Two with 2^	Ulis - 8^
1/30	at Kansas	L, 90-84 (OT)	Ulis - 26	Poythress - 8	Lee - 2^	Two with 3^	Ulis - 8^
2/2	at Tennessee	L, 84-77	Murray - 21	Two with 8	Labissiere - 3^	Ulis - 2^	Two with 5^
2/6	Florida	W, 80-61	Murray - 35^	Three with 6	Two with 2^	Ulis - 2^	Ulis - 11^
2/9	Georgia	W, 82-48	Murray - 24^	Labissiere - 7	Humphries - 4^	Ulis - 3^	Ulis - 8^
2/13	at South Carolina	W, 89-62	Ulis - 27^	Lee - 13^	Lee - 2	Ulis - 12^	Ulis - 12^
2/18	Tennessee	W, 80-70	Murray - 28^	Briscoe - 10	Humphries - 2^	Two with 1^	Ulis - 9^
2/20	at Texas A&M	L, 79-77 (OT)	Ulis - 22	Humphries - 12^	Lee - 3^	Three with 1	Ulis - 11^
2/23	Alabama	W, 78-53	Murray - 23	Lee - 12^	Murray - 2^	Ulis - 3^	Ulis - 10^
2/27	at Vanderbilt	L, 74-62	Murray - 33^	Murray - 9	Lee - 3^	Two with 1^	Ulis - 6^
3/1	at Florida	W, 88-79	Murray - 21	Poythress - 10^	Lee - 4^	Three with 1	Ulis - 11^
3/5	LSU	W, 94-77	Murray - 22	Lee - 10	Labissiere - 6^	Briscoe - 2	Ulis - 14^
3/11	vs. Alabama*	W, 85-69	Murray - 23^	Poythress - 7^	Poythress - 1^	Two with 1^	Briscoe - 6^
3/12	vs. Georgia*	W, 93-80	Murray - 26^	Two with 7	Willis - 4^	Two with 2^	Ulis - 5^
3/13	vs. Texas A&M*	W, 82-77	Ulis - 30	Poythress - 6	Three with 2^	Ulis - 3^	Briscoe - 6^
3/17	vs. Stony Brook ⁺	W, 85-57	Murray - 19	Briscoe - 11	Labissiere - 6^	Two with 2	Ulis - 7^
3/19	vs. Indiana ⁺	L, 73-67	Ulis - 27^	Murray - 7^	Lee - 2	Ulis - 2^	Murray - 4^

^ - Game Leader

**Times Led
Points**

**Times Led
Rebounds**

**Times Led
Blocks**

**Times Led
Steals**

**Times Led
Assists**

Murray - 17
Ulis - 13
Briscoe - 2
Labissiere - 2
Poythress - 2

Lee - 13
Poythress - 8
Willis - 8
Briscoe - 7
Murray - 4
Humphries - 2
Labissiere - 1
Mulder - 1

Lee - 18
Labissiere - 12
Poythress - 5
Humphries - 4
Willis - 4
Murray - 2
Briscoe - 1
Ulis - 1

Ulis - 20
Murray - 11
Briscoe - 9
Lee - 4
Matthews - 4
Labissiere - 3
Willis - 3
Hawkins - 2
Humphries - 2
Poythress - 2

Ulis - 29
Briscoe - 7
Murray - 3

1 - Chicago (Champions Classic)

2 - Miami (Hoophall Miami Invitational)

3 - Brooklyn, N.Y. (CBS Sports Classic)

* - SEC Tournament (Nashville, Tenn.)

+ - NCAA Tournament (Des Moines, Iowa)

- exhibition contest



THE LAST TIME ...

INDIVIDUALS

Scored 25 Points: Tyler Ulis (27) vs. Indiana, 3/19/16

Scored 30 Points: Tyler Ulis (30) vs. Texas A&M, 3/13/16

Scored 35 Points: Jamal Murray (35) vs. Florida, 2/6/16

Scored 40 Points: Jodie Meeks (45) at Arkansas, 2/14/09

Scored 45 Points: Jodie Meeks (45) at Arkansas, 2/14/09

Scored 50 Points: Jodie Meeks (54) at Tennessee, 1/13/09

Two Players Had 20 Points: Jamal Murray (26), Tyler Ulis (25) vs. Georgia, 3/12/16

Three Players Had 20 Points: DeMarcus Cousins (27)/John Wall (21)/Patrick Patterson (20) vs. Sam Houston State, 11/19/09

Two Players Had 30 Points: Patrick Patterson (33) and Jodie Meeks (32) vs. Tennessee State, 12/22/08

Scored 20 Points in Two Straight Games: Tyler Ulis (2) 3/12/16 - 3/13/16

Scored 20 Points in Three Straight Games: Jamal Murray (12) 2/2/16 - 3/12/16

Scored 20 Points in Four Straight Games: Jamal Murray (12) 2/2/16 - 3/12/16

Scored 20 points in Five Straight Games: Jamal Murray (12) 2/2/16 - 3/12/16

Scored 20 points in Six Straight games: Jamal Murray (12) 2/2/16 - 3/12/16

Scored 20 points in Seven Straight games: Jamal Murray (12) 2/2/16 - 3/12/16

Scored 20 points in Eight Straight games: Jamal Murray (12) 2/2/16 - 3/12/16

Scored 20 points in Nine Straight games: Jamal Murray (12) 2/2/16 - 3/12/16

Scored 20 points in 10 Straight games: Jamal Murray (12) 2/2/16 - 3/12/16

Scored 20 points in 11 Straight games: Jamal Murray (12) 2/2/16 - 3/12/16

Scored 20 points in 12 Straight games: Jamal Murray (12) 2/2/16 - 3/12/16

Scored 20 points in 15 Straight games: Dan Issel (18) 12/1/69 - 2/7/70

Scored 25 Points in Three Straight Games: Tayshaun Prince (3) 3/11/ - 01-3/1701

Scored 30 Points in Two Straight Games: Jodie Meeks vs. Appalachian State (46) 12/20/08; vs. Tennessee State (32) 12/22/08

Scored 30 Points in Three Straight Games: Dan Issel (6) 2/14/70 - 3/2/70

Scored in double figures in 10 straight Games: Jamal Murray (34) 11/17/15 - 3/19/16, Tyler Ulis (21) 1/12/16 - 3/19/16

Scored in double figures in 15 straight Games: Jamal Murray (34) 11/17/15 - 3/19/16, Tyler Ulis (21) 1/12/16 - 3/19/16

Scored in double figures in 20 straight Games: Jamal Murray (34) 11/17/15 - 3/19/16, Tyler Ulis (21) 1/12/16 - 3/19/16

Scored in double figures in 25 straight Games: Jamal Murray (34) 11/17/15 - 3/19/16

Scored in double figures in 30 straight Games: Jamal Murray (34) 11/17/15 - 3/19/16

Scored in double figures in 33 straight Games: Jamal Murray (34) 11/17/15 - 3/19/16

Scored in double figures in 34 straight Games: Jamal Murray (34) 11/17/15 - 3/19/16

Scored in double figures in 35 straight Games: Kenny Walker (36) 11/14/85 - 3/22/86

Five Players Scored in Double Figures: Jamal Murray (19), Isaiah Briscoe (13), Skal Labissiere (12), Alex Poythress (12), Tyler Ulis (10) vs. Stony Brook, 3/17/16

Six Players Scored in Double Figures: Karl-Anthony Towns (19), Aaron Harrison (18), Dakari Johnson (13), Andrew Harrison (12), Devin Booker (11), Tyler Ulis (10) vs. Auburn, 2/21/15

Seven Players Scored in Double Figures: Randolph Morris (17), Kelenna Azubuike (15), Patrick Sparks (14), Chuck Hayes (12), Rajon Rondo (11), Ravi Moss (10) and Ramel Bradley (10) vs. Mississippi State 2/19/05

Four Players with 15 or more points: Julius Mays (24), Alex Poythress (21), Archie Goodwin (18), Ryan Harrow (15) vs. Missouri, 2/23/13

Double-Double: Isaiah Briscoe (13 points, 11 rebounds) vs. Stony Brook, 3/17/16

Triple-Double: Chris Mills (19 points, 10 rebounds, 10 assists) vs. Austin Peay, 12/27/88

20-10 (Rebs) Game: Alex Poythress (21 points, 13 rebounds) vs. Eastern Kentucky, 12/9/15

20-10 (Assts) Game: Tyler Ulis (22 points, 11 assists) at Texas A&M, 2/20/16

20-15 Game: Julius Randle (23 points, 15 rebounds) vs. UNC Asheville, 11/8/13

30-10 Game: Tayshaun Prince (33 points, 11 rebounds) vs. Tennessee State, 12/22/98

Back-to-Back 20-10 Games: Julius Randle (3) 11/8/13 - 11/10/13

Three Straight 20-10 Games: Julius Randle (3) 11/8/13 - 11/12/13

Double-Double in Points and Rebs.: Isaiah Briscoe (13 points, 11 rebounds) vs. Stony Brook, 3/17/16

Double-Double in Points and Assists: Tyler Ulis (14 points, 14 assists) vs. LSU, 3/5/16

Double-Double in Points and Blocks: Never
Double-Double in Points and Steals: Never

Double-double in two consecutive games: Tyler Ulis (19 pts, 11 assts) at Florida, (3/5/16), (14 pts, 14 assts) vs. LSU, 3/5/16

Double-double in three consecutive games: - Julius Randle (19p, 15r) vs. Kansas State, 3/21/14; (13 p, 10 r), vs. Wichita State, 3/23/14; (15 p, 12 r), vs. Louisville, 3/28/14; (16 p, 11 r), vs. Michigan, 3/30/14

Double-double in four consecutive game: Julius Randle (19p, 15r) vs. Kansas State, 3/21/14; (13 p, 10 r), vs. Wichita State, 3/23/14; (15 p, 12 r), vs. Louisville, 3/28/14; (16 p, 11 r), vs. Michigan, 3/30/14

Double-double in five consecutive game: Julius Randle (14p, 10r) at Arkansas, (2/27/14); (10p, 15r) at South Carolina (3/1/14); (12 p, 11 r) vs. Alabama, (3/4/14); (16 p, 10 r) at Florida, (3/8/14); (17 p, 16 r) vs. LSU, (3/14/14); (12 p, 11 r) vs. Georgia, (3/15/14)

Double-double in six consecutive games: Julius Randle (14p, 10r) at Arkansas, (2/27/14); (10p, 15r) at South Carolina (3/1/14); (12 p, 11 r) vs. Alabama, (3/4/14); (16 p, 10 r) at Florida, (3/8/14); (17 p, 16 r) vs. LSU, (3/14/14); (12 p, 11 r) vs. Georgia, (3/15/14)

Double-double in seven consecutive games: Julius Randle (7) 11/18/13-11/27/13

Double-double in 10 consecutive games: Jim Andrews, 1972-73 season

Two players record double-doubles: Tyler Ulis (14 points, 14 assists), Marcus Lee (12 points, 10 rebounds) vs. LSU, 3/5/16

Three players record double-doubles: DeMarcus Cousins (19 pts, 14 rebs)/Patrick Patterson (19 pts, 10 rebs)/John Wall (18 pts, 10 rebs) at Mississippi State, 2/16/10

Four players record double-doubles: Jack Givens (30 pts, 13 rebs)/Kyle Macy (16 pts, 10 assts)/Mike Phillips (22 pts, 18 rebs)/Rick Robey (23 pts, 13 rebs) vs. Southern Methodist, 11/26/77

Five players record double-doubles: Never

Made 12 FG in a game: Jamal Murray (12) at Vanderbilt, 2/27/16

Made 15 FG in a game: Jodie Meeks (17) at Arkansas, 2/14/09

Made 16 FG in a game: Jodie Meeks (17) at Arkansas, 2/14/09

Made 17 FG in a game: Jodie Meeks (17) at Arkansas, 2/14/09

Made 18 FG in a game: Melvin Turpin (18) vs. Georgia, 3/8/84

Made 19 FG in a game: Dan Issel (19) vs. Alabama, 2/23/70

Made 20 FG in a game: Dan Issel (23) vs. Ole Miss, 2/7/70

Made 21 FG in a game: Dan Issel (23) vs. Ole Miss, 2/7/70
Made 22 FG in a game: Dan Issel (23) vs. Ole Miss, 2/7/70
Made 23 FG in a game: Dan Issel (23) vs. Ole Miss, 2/7/70

Attempted 17 FG in a game: Tyler Ulis (20), Jamal Murray (18) vs. Indiana, 3/19/16
Attempted 18 FG in a game: Tyler Ulis (20), Jamal Murray (18) vs. Indiana, 3/19/16
Attempted 19 FG in a game: Tyler Ulis (20) vs. Indiana, 3/19/16
Attempted 20 FG in a game: Tyler Ulis (20) vs. Indiana, 3/19/16
Attempted 25 FG in a game: Jodie Meeks (27) vs. VMI, 11/14/08

Made 5 3-pointers in a game: Jamal Murray (5) vs. Alabama (3/11/16)
Made 6 3-pointers in a game: Jamal Murray (6) at Vanderbilt (2/27/16)
Made 7 3-pointers in a game: Derek Willis (7) vs. Tennessee (2/18/16)
Made 8 3-pointers in a game: Jamal Murray (8) vs. Florida (2/6/16)
Made 9 3-pointers in a game: Jodie Meeks (10) at Tennessee, 1/13/09
Made 10 3-pointers in a game: Jodie Meeks (10) at Tennessee, 1/13/09
Made 11 3-pointers in a game: Never

Attempted 10 3-pointers in a game: Jamal Murray (10) vs. Texas A&M, 3/13/16
Attempted 15 3-pointers in a game: Jodie Meeks (15) at Tennessee, 1/13/09
Attempted 16 3-pointers in a game: Derrick Miller (16) vs. LSU 2/15/90
Attempted 17 3-pointers in a game: Derrick Miller (19) vs. Kansas 12/6/89
Attempted 18 3-pointers in a game: Derrick Miller (19) vs. Kansas 12/6/89
Attempted 19 3-pointers in a game: Derrick Miller (19) vs. Kansas 12/6/89

Made a 3-pointer in 10 straight games: Jamal Murray (36), 11/13/15 - 3/19/16, Derek Willis (17), 1/12/16 - 3/17/16
Made a 3-pointer in 15 straight games: Jamal Murray (36), 11/13/15 - 3/19/16, Derek Willis (17), 1/12/16 - 3/17/16
Made a 3-pointer in 20 straight games: Jamal Murray (36), 11/13/15 - 3/19/16
Made a 3-pointer in 30 straight games: Jamal Murray (36), 11/13/15 - 3/19/16
Made two 3-pointers in 10 straight games: Jamal Murray (17), 1/23/16 - 3/17/16
Made three 3-pointers in 10 straight games: Gerald Fitch (20) 1/14/03 - 3/23/03
Made three 3-pointers in 15 straight games: Gerald Fitch (20) 1/14/03 - 3/23/03
Made three 3-pointers in 20 straight games: Gerald Fitch (20) 1/14/03 - 3/23/03
Made three 3-pointers in 25 straight games: Keith Bogans (29) 3/14/02 - 2/26/03

Made 8 FT in a game: Derek Willis (8) vs. Georgia, 3/12/16

Made 9 FT in a game: Tyler Ulis (9) vs. Alabama, 2/23/16
Made 10 FT in a game: Tyler Ulis (12) at Tennessee, 2/2/16
Made 11 FT in a game: Tyler Ulis (12) at Tennessee, 2/2/16
Made 12 FT in a game: Tyler Ulis (12) at Tennessee, 2/2/16
Made 13 FT in a game: Tyler Ulis (14) at Arkansas, 1/21/16
Made 14 FT in a game: Tyler Ulis (14) at Arkansas, 1/21/16
Made 15 FT in a game: Rodrick Rhodes (16) vs. Ole Miss 1/18/95
Made 16 FT in a game: Rodrick Rhodes (16) vs. Ole Miss 1/18/95
Made 17 FT in a game: Dwight Anderson (18) vs. Mississippi State 2/12/79
Made 18 FT in a game: Dwight Anderson (18) vs. Mississippi State 2/12/79

Attempted 10 FT in a game: Jamal Murray (10) at Florida, 3/1/16
Attempted 15 FT in a game: Tyler Ulis (15) at Arkansas, 1/21/16
Attempted 20 FT in a game: Heshimu Evans (20) vs. Ole Miss 3/5/99

15 Rebs: Julius Randle (15) vs. Kansas State, 3/21/14
16 Rebs: Julius Randle (16) vs. LSU, 3/14/14
20 Rebs: Jared Prickett (20) vs. Arkansas 2/9/94
25 Rebs: Mike Phillips (28) vs. Tennessee 1/10/76
30 Rebs: Cotton Nash (30) vs. Ole Miss 2/8/64
34 Rebs: Bob Burrow (34) vs. Temple 12/10/55

10+ Rebs in three consecutive games: Julius Randle (4) 3/21/14 - 3/30/14
10+ Rebs in four consecutive games: Julius Randle (4) 3/21/14 - 3/30/14
10+ Rebs in five consecutive games: Julius Randle (10) 2/12/14 - 3/15/14
10+ Rebs in six consecutive games: Julius Randle (10) 2/12/14 - 3/15/14
10+ Rebs in seven consecutive games: Julius Randle (10) 2/12/14 - 3/15/14
10+ Rebs in eight consecutive games: Julius Randle (10) 2/12/14 - 3/15/14
10+ Rebs in nine consecutive games: Julius Randle (10) 2/12/14 - 3/15/14
10+ Rebs in 10 consecutive games: Julius Randle (10) 2/12/14 - 3/15/14

Two players had 10 rebounds: Derek Willis (12) and Tyler Ulis (10) at Auburn, 1/16/16
Three players had 10 rebounds: Michael Kidd-Gilchrist (19), Terrence Jones (11), Anthony Davis (10) vs. Louisville, 12/31/11

6 Assists: Tyler Ulis (7) vs. Stony Brook, 3/17/16
7 Assists: Tyler Ulis (7) vs. Stony Brook, 3/17/16
8 Assists: Tyler Ulis (14) vs. LSU, 3/5/16
9 Assists: Tyler Ulis (14) vs. LSU, 3/5/16
10 Assists: Tyler Ulis (14) vs. LSU, 3/5/16

11 Assists: Tyler Ulis (14) vs. LSU, 3/5/16
12 Assists: Tyler Ulis (14) vs. LSU, 3/5/16
13 Assists: Tyler Ulis (14) vs. LSU, 3/5/16
14 Assists: Tyler Ulis (14) vs. LSU, 3/5/16
15 Assists: John Wall (16) vs. Hartford, 12/29/09
16 Assists: John Wall (16) vs. Hartford, 12/29/09

5+ Assists in Four Consecutive Games: Tyler Ulis (24) 12/26/15 - 3/17/16
8+ Assists in Two Consecutive Games: Tyler Ulis (2) 3/1/16 - 3/5/16

4 Blocks: Skal Labissiere (6) vs. Stony Brook, 3/17/16
5 Blocks: Skal Labissiere (6) vs. Stony Brook, 3/17/16
6 Blocks: Skal Labissiere (6) vs. Stony Brook, 3/17/16
7 Blocks: Karl-Anthony Towns (7) vs. Vanderbilt, 1/20/15
8 Blocks: Willie Cauley-Stein (9) vs. Boise State, 12/10/13
9 Blocks: Willie Cauley-Stein (9) vs. Boise State, 12/10/13
10 Blocks: Nerlens Noel (12) at Ole Miss, 1/29/13
11 Blocks: Nerlens Noel (12) at Ole Miss, 1/29/13
12 Blocks: Nerlens Noel (12) at Ole Miss, 1/29/13

4 Steals: Isaiah Briscoe (4)/Tyler Ulis (6) vs. Ole Miss, 1/2/16
5 Steals: Tyler Ulis (6) vs. Ole Miss, 1/2/16
6 Steals: Tyler Ulis (6) vs. Ole Miss, 1/2/16
7 Steals: Rajon Rondo (8) vs. Mississippi State, 2/19/05
8 Steals: Rajon Rondo (8) vs. Mississippi State, 2/19/05

Played every minute: Tyler Ulis (45) vs. Texas A&M, 3/13/16
Played 40+ minutes: Tyler Ulis (45) vs. Texas A&M, 3/13/16
Played more than 50 minutes: Patrick Patterson (50) vs. Vanderbilt, 1/12/08
Technical Foul: Isaac Humphries at Texas A&M, 2/20/16

Fouled Out: Tyler Ulis, vs. Indiana, 3/19/16
Two Players Fouled Out: Isaiah Briscoe and Alex Poythress, at Florida, 3/1/16
Three Players Fouled Out: Skal Labissiere, Marcus Lee, Alex Poythress, Derek Willis, at Kansas, 1/30/16
Four Players Fouled Out: Skal Labissiere, Marcus Lee, Alex Poythress, Derek Willis, at Kansas, 1/30/16

TEAM

Started four freshmen: Isaiah Briscoe, Jamal Murray, Charles Matthews, Skal Labissiere vs. Illinois State, 11/30/15

Started five freshmen: Aaron Harrison, Andrew Harrison, Dakari Johnson, Julius Randle, James Young vs. Connecticut, 4/7/14

Scored 90 or More Points: 93 vs. Georgia, 3/12/16 (W, 92-80)

Scored 90 or More Points (SEC Game): 94 vs. LSU, 3/5/16 (W, 94-77)

Scored 100 or More Points: 110 vs. Auburn, 2/21/15 (W, 110-75)

Scored 100 or More Points (SEC Game): 110 vs. Auburn, 2/21/15 (W, 110-75)

Scored 110 or More Points: 110 vs. Auburn, 2/21/15 (W, 110-75)

Scored 110 or More Points (SEC Game): 110 vs. Auburn, 2/21/15 (W, 110-75)

Scored 120 or More Points: 120 vs. Vanderbilt, 2/7/96 (W, 120-81)

Scored 120 or More Points (SEC Game): 120 vs. Vanderbilt, 2/7/96 (W, 120-81)

Scored 130 or More Points: 143 vs. Georgia, 2/27/56 (W, 143-66)

Scored 140 or More Points: 143 vs. Georgia, 2/27/56 (W, 143-66)

Scored 150 or More Points: Never

Scored Less than 50 Points: 48 vs. Vanderbilt, 3/15/13 (L, 64-48)

Allowed 90 or More Points: 90 at Kansas, 1/30/16 (L, 90-84)

Allowed 90 or More Points (SEC Game): 90 by Georgia, 3/4/09 (L, 90-85)

Allowed 100 or More Points: 111 by VMI, 11/14/08 (L, 111-103)

Allowed 100 or More Points (SEC Game): 101 by Arkansas, 2/10/93 (L, 101-94)

Allowed Less Than 50 Points: 48 vs. Georgia, 2/9/16 (W, 82-48)

Allowed Less Than 50 Points (SEC): 48 vs. Georgia, 2/9/16 (W, 82-48)

Shot 70% from the field: .722 vs. Mississippi St., 2/15/86

Shot 65% from the field: .677 vs. LIU Brooklyn, 11/23/12

Shot 30% or less from the field: .281 at Texas A&M (1/10/15)

Allowed 50% shooting: .529 vs. Mississippi State, 1/12/16

Allowed 60% shooting: .640 by Florida, 3/4/07

Allowed 20% or less shooting: .197 by Montana State, 11/23/14 (12-61)

Allowed 30% or less shooting: .263 by Stony Brook, 3/17/16 (20-76)

Held opponent to zero 3-pointers: at Auburn, 1/19/13 (0-15)

Shot 90% or Better from Free Throw Line: 90.0 (9-10) vs. Wisconsin (4/4/15)

Shot 100% from Free Throw Line: 11-11 vs. Florida, 2/7/12

Shot 50% or Less from Free Throw Line: .435 (10-23) at Vanderbilt, 2/27/16

Attempted 40 FT: vs. Illinois State (46), 11/30/15

Attempted five or less FT: vs. South Carolina (4) 1/21/06

Made 30 FT: 30 vs. Auburn, 3/14/15 (30-35)

Hit 10 3-pointers: 10 vs. Texas A&M, 3/12/16 (10-24)

Hit 11 3-pointers: 13 vs. Alabama, 3/11/16 (13-22)

Hit 12 3-pointers: 13 vs. Alabama, 3/11/16 (13-22)

Hit 13 3-pointers: 13 vs. Alabama, 3/11/16 (13-22)

Hit 14 3-pointers: 15 vs. Georgia, 3/1/12 (15-27)

Hit 15 3-pointers: 15 vs. Georgia, 3/1/12 (15-27)

Hit 16 3-pointers: 16 vs. UNC-Asheville, 12/23/96 (16-33)

Hit 17 3-pointers: 20 vs. LSU, 3/4/95 (20-35)

Hit 18 3-pointers: 20 vs. LSU, 3/4/95 (20-35)

Hit 19 3-pointers: 20 vs. LSU, 3/4/95 (20-35)

Hit 20 3-pointers: 20 vs. LSU, 3/4/95 (20-35)

Hit 21 3-pointers: 21 vs. North Carolina, 12/27/89 (21-48)

Hit 22 3-pointers: Never

Scored 100 Points in Two Consecutive Games: 3/25/93-3/27/93

Scored 100 Points in Three Consecutive Games: 12/16/77-12/23/77

Scored 100 Points in Consecutive SEC Games: 2/27/56-3/3/56

Won game by 50 points or more: 58 vs. Montana State (W, 86-28) 11/23/14

Won game by 60 points or more: 62 vs. Vanderbilt (W, 106-44) 3/5/03

Won game by 70 points or more: 74 vs. Tennessee-Martin (W, 124-50) 11/26/94

Lost game by 30 points or more: 30 at Tennessee (L, 88-58) 2/16/13

Lost game by 40 points or more: 41 at Vanderbilt (L, 93-52) 2/12/08

Lost game by 50 points or more: 55 at Kansas (L, 150-95) 12/9/89

Lost game by 60 points or more: 70 vs. Central (L, 87-17) 1/28/1910

Lost game by 70 points or more: 70 vs. Central (L, 87-17) 1/28/1910

Game decided by one point: vs. Wisconsin, 4/5/14 (W, 74-73)

Game decided by two points: at Texas A&M, 2/20/16 (L, 79-77)

Game decided by three points: vs. Ole Miss, 1/6/15 (W, 89-86)

Two consecutive games decided by one point: vs. North Carolina (W, 73-72) 12/3/11 and at Indiana (L, 73-72) 12/10/11

Three consecutive games decided by one point: Never

Two consecutive games decided by two points: at Ole Miss (L, 71-69) 2/1/11 and Florida (L, 70-68) 2/5/11

Came back from 18-point deficit for win: W, 72-70 vs. Miami Univ. (11/16/09); Trailed 36-18 (7:04 in 1st)

Came back from 19-point deficit for win: W, 80-77 vs. Florida (3/2/94); Trailed 33-14 (7:00 in 1st)

Came back from 20-point deficit for win: W, 99-95 at LSU (2/15/94); Trailed 68-37 (15:34 in 2nd)

Came back from 30-point deficit for win: W, 99-95 at LSU (2/15/94); Trailed 68-37 (15:34 in 2nd)

Came back from 31-point deficit for win: W, 99-95 at LSU (2/15/94); Trailed 68-37 (15:34 in 2nd)

Pulled down 50 rebounds: 50 (18-32) vs. Eastern Kentucky, 12/9/15

Pulled down 55 rebounds: 56 (17-39) vs. Robert Morris, 11/17/13

Pulled down 60 rebounds: 62 (19-43) vs. Morehead State, 12/16/96

Played an Overtime Game: vs. Texas A&M, 3/13/16 (W, 82-77 OT)

Won an Overtime Game: vs. Texas A&M, 3/13/16 (W, 82-77 OT)

Played an SEC Overtime Game: at Texas A&M, 2/20/16 (L, 79-77 OT)

Won an SEC Overtime Game: at Texas A&M, 1/10/15 (W, 70-64 2OT)

Lost an Overtime Game: at Texas A&M, 2/20/16 (L, 79-77 OT)

Lost an SEC Overtime Game: at Texas A&M, 2/20/16 (L, 79-77 OT)

Played an Overtime Game in SEC Tournament: vs. Texas A&M, 3/13/16 (W, 82-77 OT)

Won an Overtime Game in SEC Tournament: vs. Texas A&M, 3/13/16 (W, 82-77 OT)

Played Two Overtimes: at Texas A&M, 1/10/15 (W, 70-64 2ot)

Played Three Overtimes: vs. Temple 12/7/57 (W, 85-83)

Played Four Overtimes: Never played four overtime game

Played consecutive games that went to overtime: 1/6/15 vs. Ole Miss (W, 89-86) and 1/10/15 at Texas A&M (70-64)

RUPP ARENA

Rupp Arena

Year-by-Year Records

Season	W-L	Pct.	Start
2015-16	17-0	1.000	17-0
2014-15	19-0	1.000	19-0
2013-14	16-2	.889	14-0
2012-13	16-2	.889	3-0
2011-12	18-0	1.000	18-0
2010-11	15-0	1.000	15-0
2009-10	18-0	1.000	18-0
2008-09	12-6	.667	3-0
2007-08	14-4	.778	1-0
2006-07	14-2	.875	10-0
2005-06	10-5	.667	4-0
2004-05	14-1	.933	7-0
2003-04	11-2	.846	3-0
2002-03	12-1	.923	1-0
2001-02	12-3	.800	0-1
2000-01	11-1	.917	0-1
1999-2000	14-0	1.000	14-0
1998-99	12-1	.923	6-0
1997-98	9-3	.750	4-0
1996-97	12-1	.923	12-0
1995-96	13-0	1.000	13-0
1994-95	12-1	.923	2-0
1993-94	13-1	.929	11-0
1992-93	16-0	1.000	16-0
1991-92	15-2	.882	1-0
1990-91	13-0	1.000	13-0
1989-90	13-2	.867	5-0
1988-89	8-6	.571	0-1
1987-88	14-2	.875	8-0
1986-87	13-2	.867	5-0
1985-86	18-0	1.000	18-0
1984-85	11-3	.786	1-0
1983-84	16-0	1.000	16-0
1982-83	14-1	.933	8-0
1981-82	15-1	.938	15-0
1980-81	15-0	1.000	15-0
1979-80	12-3	.800	6-0
1978-79	11-4	.733	3-0
1977-78	16-0	1.000	16-0
1976-77	12-2	.857	4-0
Total	546-64	.895	

Where the Coaches Rank by Wins

Coach	Years	Total	Record
Joe B. Hall	1976-85	9	122-14
John Calipari	2009-Pres.	7th	119-4
Tubby Smith	1997-2007	10	119-19
Rick Pitino	1989-97	8	107-7
Eddie Sutton	1985-89	4	53-10
Billy Gillispie	2007-09	2	26-10

Cats Rock at Rupp

UK has won 202 of its last 229 home games, including a 54-game winning streak in the venerable arena to begin the John Calipari era. All-time, the Wildcats are 546-64 (.895) in Rupp Arena.

Among the most notable marks of dominance in the nation's toughest venue to play include:

- The Wildcats are 293-40 (.880) in regular-season SEC games in the building
- Kentucky set a new program home record of 19 wins in 2014-15
- UK is currently on a 37-game winning streak at Rupp Arena, dating back to 2013-14
- The Wildcats have gone undefeated at home in five of John Calipari's seven seasons, including the last two
- Overall, UK has posted a perfect mark in 13 of Rupp Arena's 40 seasons

Calipari Owns Record in Rupp

With UK's 2011-12 season-opening victory over Marist, UK head coach John Calipari recorded his 34th consecutive win in Rupp Arena as UK's head coach. It broke former UK head coach Rick Pitino's longest streak of 33 games in the venue.

The winning streak reached as long as 54 games. Calipari didn't suffer his first loss in Rupp Arena until losing to Baylor in his fourth season. The 54-game run, however, was his longest career winning streak. He currently also owns the second-longest streak in the arena as the Cats have won 37 straight dating back to the 2013-14 season.

Pack the House

Kentucky has led the nation in average home attendance in 17 of the last 20 seasons, including a Rupp Arena record of 24,110 in John Calipari's first season (2009-10) as head coach.

- Kentucky averaged 23,362 fans during the 2015-16 season
- UK has averaged 23,000 or more fans in six of Calipari's seven seasons

The Top-Ranked Team at Home

Kentucky has lost just twice at home as the Associated Press top-ranked team in the history of the program and just once in Rupp Arena. Both losses came by just one point.

The Wildcats are 51-1 all-time as the AP No. 1 team in Rupp Arena since its opening in 1976. The lone loss was to Auburn, 53-52, on Jan. 9, 1988.

Coach Cal in Rupp Arena

It's been downright difficult to beat the Wildcats at Rupp Arena during the John Calipari era. UK is 119-4 (.967) at Rupp Arena under Calipari.

- UK is 16-1 vs. ranked opponents in Rupp in the Calipari era
- The Wildcats are 103-3 (.972) vs. unranked teams in Rupp under Calipari
- UK is 62-1 (.984) at home vs. nonconference foes under Calipari. The only loss was against Baylor on Dec. 1, 2012
- Calipari notched his 100th career win at Rupp Arena as UK's coach with the Wildcats' 110-75 rout of Auburn on Feb. 21, 2014. It took Calipari just 104 games to reach the century mark at home, the fastest of any UK coach
- With 119 wins in Rupp Arena, Calipari trails only Joe B. Hall for most victories in the arena. Hall won 122 games

All-Time Attendance Records in Rupp

No.	Att.	Opponent	Date	Result
1	24,479	Louisville	1/20/10	W, 71-62
2	24,468	N. Carolina	12/5/09	W, 68-66
3	24,465	Florida	2/10/07	L, 64-61
4	24,459	Florida	2/4/03	W, 70-55
5	24,432	Louisville	12/17/05	W, 73-61
6	24,428	Florida	3/7/15	W, 67-50
7	24,425	Florida	2/15/14	L, 69-59
8	24,416	Arkansas	2/28/15	W, 84-67
9	24,414	LSU	3/5/16	W, 94-77
10	24,412	Louisville	12/26/15	W, 75-73

Attendance Records in Rupp 2015-16

No.	Att.	Opponent	Date	Result
1	24,414	LSU	3/5/16	W, 94-77
2	24,412	Louisville	12/26/15	W, 75-73
3	24,406	Florida	2/6/16	W, 80-61
4	24,399	Ole Miss	1/2/16	W, 83-61
5	24,274	Tennessee	2/18/16	W, 80-70

Records vs. Most Faced Opponents in Rupp Arena Era (1976-Pres.)

Opponent	Times Played	Record	Cal Era
Tennessee	40	36-4	6-0
Florida	40	33-7	6-1
Vanderbilt	38	36-2	6-0
Georgia	38	34-4	6-0
Ole Miss	31	30-1	6-0
Alabama	30	25-5	5-0
LSU	30	25-5	4-0
Auburn	28	26-2	3-0
Miss. St.	28	26-2	4-0
S. Carolina	25	23-2	5-0
Louisville	18	14-4	4-0
Arkansas	14	11-3	3-1
E. Kentucky	10	10-0	2-0
Indiana	9	8-1	1-0
Morehead St.	8	8-0	2-0
N. Carolina	7	5-2	3-0
N. Dame	5	5-0	-
Tenn. Tech	5	5-0	-
Kansas	5	4-1	-

HEAD COACH JOHN CALIPARI

First-Ballot Hall of Famer

Kentucky men's basketball coach John Calipari joined basketball's fraternity of legends in September after being elected to the Naismith Memorial Basketball Hall of Fame on the first ballot.

Calipari joined an elite group of basketball players and coaches in the Naismith Hall of Fame, considered to be one of the ultimate honors in the sport.

Calipari and the Class of 2015, which included Dick Bevetta, Wildcat Louie Dampier, Lindsay Gaze, Tom Heinsohn, John Isaacs, Spencer Haywood, Lisa Leslie, Dikembe Mutombo, George Raveling and JoJo White, were enshrined during Hall of Fame festivities in Springfield, Mass., Sept. 10-11.

Calipari in the NCAA Tournament

Head coach John Calipari coached in his 17th NCAA Tournament in 2016. Kentucky is 23-5 (.821) in tournament games under the direction of Calipari. He is 48-16 (.750) as a head coach in on-court NCAA Tournament games.

Calipari-coached teams appeared in four of five Final Fours from 2011 to 2015 and was the first such school to achieve that feat since Duke went to five straight Final Fours (1988, 89, 90, 91, 92). Calipari led UK to four Final Fours in five years and leads the country with five Final Four appearances since 2008. He has advanced teams to six Final Fours in his on-court career, which is tied for the fifth most by a coach all-time. Only three coaches all-time have appeared in four of five Final Fours (Calipari, Mike Krzyzewski and John Wooden).

Of Calipari's 16 eliminations in the NCAA Tournament, he has only lost twice to double-digit seeds. He's never lost to a team seeded lower than 10th. Including the 2016 tournament, he has not lost to a seed lower than No. 3 in 10 of his last 12 NCAA Tournaments. The two losses were in the 2014 national championship game and against No. 5 Indiana this season.

He's 16-1 all-time in first-round NCAA Tournament games and 12-4 in second-round games.

Calipari Wins 200th Career Game at UK in Record Time

With a thrilling 75-73 victory over rival Louisville, John Calipari captured his 200th career win at Kentucky faster than any coach in UK history -- and nearly faster than anyone has ever done it at any other school.

Calipari reached the 200-win plateau in his 240th career game at Kentucky. Rick Pitino, previously the fastest to 200 wins at UK prior to Calipari, didn't capture his 200th Wildcat win until his 249th game. The legendary Adolph Rupp reached 200 during his 250th game.

Not only did Calipari reach the 200-win mark in record pace at Kentucky, he also nearly set the all-time Division I mark. With the win over U of L, he became the second-fastest Division I men's basketball coach to reach 200 victories at a single school, behind only LIU-Brooklyn's Clair Bee, who achieved the feat in 231 games.

Calipari is one of just 11 head coaches in Division I men's basketball history with at least 200 victories at two different schools and just the fifth coach at Kentucky to reach the 200-win plateau.

He's currently the only coach in NCAA history with at least 189 victories at three different schools.

Here's a look at some of the more impressive numbers in Calipari's journey to 200 wins:

- UK beat Florida more than anyone else during the first 200 wins, defeating the Gators 11 times
- Likewise, Kentucky beat Louisville (eight times) more than any other nonconference opponent
- Calipari defeated 89 different Division I schools (25.4 percent) of current Division I schools) during the run
- A total of 176 wins came with UK ranked in the AP Top 25, and 66 of them were while UK was No. 1

UMass Raises Banner in Calipari's Honor

As part of a 20th anniversary celebration of the UMass men's basketball 1995-96 Final Four team, the UMass Department of Athletics honored John Calipari on Dec. 16 prior to its game against New Orleans by raising a banner into the rafters at the Mullins Center.

Calipari's banner joined the retired jerseys of five all-time Minutemen: George "Trigger" Burkey, Marcus Camby, Julius "Dr. J" Erving, Lou Roe and Al Skinner.

- Calipari began his head coaching career at UMass where he turned the Minutemen into a national powerhouse from 1988-96
- In addition to the 1995-96's team's 35-2 record and the Final Four appearance, Calipari led the Minutemen to the 1991-92 NCAA Sweet 16, the 1992-93 and 1993-94 NCAA second round, and the 1994-95 NCAA Elite Eight. UMass won five straight Atlantic 10 titles during that span as well

UK VS. AP RANKED FOES

In John Calipari Era (2009-Present)

44-17, 13-5 SEC

vs. No. 14 Indiana	March 19, 2016	L, 73-67
vs. No. 17 Texas A&M	March 13, 2016	W, 82-77
at No. 4 Kansas	Jan. 30, 2016	L, 90-84
vs. No. 16 Louisville	Dec. 27, 2015	W, 75-73
vs. No. 5 Duke (Chicago)	Nov. 17, 2015	W, 74-63
vs. No. 3 Wisconsin (NCAA)	April 4, 2015	L, 71-64
vs. No. 8 Notre Dame (NCAA)	March 28, 2015	W, 68-66
vs. No. 20 W. Virginia (NCAA)	March 26, 2015	W, 78-39
vs. No. 18 Arkansas (SECT)	March 15, 2015	W, 78-63
vs. No. 18 Arkansas	Feb. 28, 2015	W, 84-67
at No. 4 Louisville	Dec. 27, 2014	W, 58-50
vs. No. 21 North Carolina	Dec. 13, 2014	W, 84-70
vs. No. 6 Texas	Dec. 5, 2014	W, 63-51
vs. No. 5 Kansas (Indianapolis)	Nov. 18, 2014	W, 72-40
vs. No. 18 UConn (NCAA)	April 7, 2014	L, 60-54
vs. No. 12 Wisconsin (NCAA)	April 5, 2014	W, 74-73
vs. No. 7 Michigan (NCAA)	March 30, 2014	W, 75-72
vs. No. 5 Louisville (NCAA)	March 28, 2014	W, 74-69
vs. No. 2 Wichita St. (NCAA)	March 23, 2014	W, 78-76
vs. No. 1 Florida (Atlanta)	March 16, 2014	L, 61-60
at No. 1 Florida	March 8, 2014	L, 84-65
vs. No. 3 Florida	Feb. 15, 2014	L, 69-59
vs. No. 4 Louisville	Dec. 28, 2013	W, 73-66
at No. 18 North Carolina	Dec. 14, 2013	L, 82-77
vs. No. 20 Baylor (Dallas)	Dec. 6, 2013	L, 67-62
vs. No. 2 Michigan St. (Chicago)	Nov. 12, 2013	L, 78-74
vs. No. 11 Florida	March 9, 2013	W, 61-57
at No. 7 Florida	Feb. 12, 2013	L, 69-52
at No. 16 Ole Miss	Jan. 29, 2013	W, 87-74
at No. 4 Louisville	Dec. 29, 2012	L, 80-77
vs. No. 9 Duke (Atlanta)	Nov. 13, 2012	L, 75-68
vs. No. 6 Kansas (NCAA)	April 2, 2012	W, 67-59
vs. No. 17 Louisville (NCAA)	March 31, 2012	W, 69-61
vs. No. 9 Baylor (NCAA)	March 25, 2012	W, 82-70
vs. No. 16 Indiana (NCAA)	March 23, 2012	W, 87-71
vs. No. 22 Florida	March 10, 2012	W, 74-71
at No. 16 Florida	March 4, 2012	W, 74-59
vs. No. 8 Florida	Feb. 7, 2012	W, 78-58
vs. No. 4 Louisville	Dec. 31, 2011	W, 69-62
vs. No. 5 North Carolina	Dec. 3, 2011	W, 73-72
vs. No. 12 Kansas (New York)	Nov. 15, 2011	W, 75-65
vs. No. 9 UConn (NCAA)	April 2, 2011	L, 56-55
vs. No. 7 N. Carolina (NCAA)	March 27, 2011	W, 76-69
vs. No. 1 Ohio State (NCAA)	March 25, 2011	W, 62-60
vs. No. 22 W. Virginia (NCAA)	March 19, 2011	W, 71-63
vs. No. 12 Florida (Atlanta)	March 13, 2011	W, 70-54
vs. No. 21 Vanderbilt	March 1, 2011	W, 68-66
vs. No. 13 Florida	Feb. 26, 2011	W, 76-68
at No. 21 Vanderbilt	Feb. 12, 2011	L, 81-77
at No. 22 Louisville	Dec. 31, 2010	W, 78-63
vs. No. 23 N. Dame (Louisville)	Dec. 8, 2010	W, 72-58
vs. No. 13 Washington (Maui)	Nov. 23, 2010	W, 74-67
vs. No. 6 W. Virginia (NCAA)	March 27, 2010	L, 73-66
vs. No. 15 Tennessee (Nashville)	March 13, 2010	W, 74-45
at No. 19 Tennessee	Feb. 27, 2010	L, 74-65
vs. No. 17 Vanderbilt	Feb. 20, 2010	W, 58-56
vs. No. 12 Tennessee	Feb. 13, 2010	W, 73-62
vs. No. 25 Ole Miss	Feb. 2, 2010	W, 85-75
vs. No. 21 Vanderbilt	Jan. 30, 2010	W, 85-72
vs. No. 14 UConn (New York)	Dec. 9, 2009	W, 64-61
vs. No. 10 North Carolina	Dec. 5, 2009	W, 68-66

Calipari's Record at UK vs:

vs. No. 1	1-2
vs. Top 3	2-5
vs. Top 5	9-7
vs. Top 10	17-11
vs. Top 15	26-12
vs. Top 20	34-16
vs. Top 25	44-17
Home	16-1
Away	5-7
Neutral	22-9
SEC Tourney	3-1
NCAA Tourney	13-5

AHEAD OF THE BARON OF THE BLUEGRASS

- Legendary coach Adolph Rupp won 876 career games while he was the coach of UK. He also led Kentucky to five NCAA titles during his 41-year tenure.
- John Calipari is ahead of the pace with the legend as far as victories to begin his career at UK. Also, Calipari (.822) is tied with Rupp (.822) in total UK career winning percentage.

Coach	Games	Record	Next Game (265th Game)
John Calipari	264	217-47	2016-17 season opener
Rick Pitino	264	213-51	def. Alaska Anchorage 104-72 (Nov. 29, 1996)
Adolph Rupp	264	210-54	def. Alabama 67-41 (Feb. 6, 1943)
Tubby Smith	264	209-55	def. Mississippi State 94-78 (Feb. 19, 2005)
Joe B. Hall	264	200-64	def. Alabama 77-62 (Feb. 14, 1981)

HEAD COACH JOHN CALIPARI

TRACKING UK HEAD COACHES

Coach	First 50 Games	Pct.
Calipari	45-5	.900
Smith	45-5	.900
Rupp	43-7	.860
Sutton	41-9	.820
Hall	32-18	.640
Pitino	31-19	.620

Coach	First 100 Games	Pct.
Rupp	89-11	.890
Calipari	87-13	.870
Smith	80-20	.800
Sutton	77-23	.770
Pitino	73-27	.730
Hall	67-33	.670

Coach	First 150 Games	Pct.
Rupp	129-21	.860
Calipari	124-26	.827
Smith	116-34	.773
Pitino	114-36	.760
Hall	110-40	.733

Coach	First 200 Games	Pct.
Rupp	163-37	.815
Calipari	163-37	.815
Pitino	156-44	.780
Smith	156-44	.780
Hall	149-51	.745

Coach	First 250 Games	Pct.
Calipari	206-44	.824
Pitino	201-49	.804
Rupp	200-50	.800
Smith	197-53	.788
Hall	189-61	.756

Calipari Named CBS Coach of the Year

After leading the Wildcats to at least a share of their fourth Southeastern Conference regular-season title in seven seasons at Kentucky, head coach John Calipari was named the SEC Coach of the Year by CBS Sports.

Tasked with replacing seven players who went to the NBA, Calipari once again worked his magic during the 2015-16 season, guiding UK to a 23-8 record in the regular season with marquee wins over defending national champion Duke, Louisville and South Carolina.

Calipari has been named a conference coach of the year nine times by either the league office or the Associated Press, most recently winning both in 2015.

Big-Game Cal

John Calipari's teams aren't just good against the best teams in the country, they're great. Not only does Kentucky have a 44-17 record vs. Associated Press Top 25 teams, UK is 5-2 when both teams are ranked in the AP top five under Calipari.

All-time, Calipari is 11-6 in AP top-five matchups. According to the SEC Network, only four coaches have won more such games.

When both teams are ranked in the AP Top 25, Calipari's all-time record is 67-42, including a 37-14 mark at Kentucky. In AP top-10 matchups he's got a 22-11 mark, including 11-4 at UK.

Nearly Unanimous

John Calipari collected nearly every major national coach of the year award after guiding the historic 2014-15 Wildcats to a perfect regular season and eventually a fourth Final Four appearance in five seasons. Among the awards Calipari won in 2014-15:

- Associated Press National Coach of the Year
- Naismith National Coach of the Year
- NABC National Coach of the Year
- The Sporting News National Coach of the Year
- Adolph Rupp National Coach of the Year
- SEC Coach of the Year
- 2015 USBWA District IV Coach of the Year

Calipari at No. 1

John Calipari is one of just two coaches (Frank McGuire) to lead three programs to a No. 1 ranking. With UK's No. 1 ranking this season, Calipari has guided five of his last seven and six of his last nine teams to the No. 1 ranking (and the eighth time he's done it overall).

When Coach Cal's teams have been at the top, they're been difficult to knock off:

- Calipari is 107-11 (.907) as the top-ranked Associated Press coach in the country
- He's 66-6 (.917) when his team is at the top of the AP Top 25 as UK's head coach
- Calipari tallied a 32-4 mark at UMass when the Minutemen were No. 1 and he was 9-1 at Memphis when he had the Tigers at the pinnacle of the rankings
- Calipari (107) trails only Duke's Mike Krzyzewski (189) in active coaches with victories as the No. 1 head coach

There's No Place Like Home

Since the 2000 season, John Calipari-coached teams have posted a 272-22 (.925) record at home through March 5. At UK, Coach Cal is 119-4 (.967) in Rupp Arena.

In five of Calipari's seven full seasons at Kentucky, the Wildcats have posted an undefeated record at home, including a school-record 19-0 mark during the 2014-15 season.

Calipari owns both of UK's longest winning streaks in the arena. He began his career at UK with a 54-game winning streak at Rupp Arena. It was the longest winning streak since the arena opening in 1976. With a win over Georgia on Feb. 9, 2016, he secured the second-longest streak in the storied building at 34 games.

	Coach	Streak (Yrs)
1.	John Calipari	54 (2010-13)
2.	John Calipari	37 (2014-16)
3.	Rick Pitino	33 (1992-94)
4.	Joe B. Hall	30 (1981-82)
5.	Rick Pitino	27 (1995-97)

Life on the Road Isn't So Bad Either

As good as John Calipari's team's have been at home, they're nearly as good in hostile environments on the road. Dating back to the 2005-06 season, Calipari has recorded a 80-34 (.702) record on the road.

Calipari Unrivaled in Conference

John Calipari has won 14 league championships (including the 2010, 2012, 2015 and 2016 SEC championships) seven more than the next-closest coach in the SEC (Ben Howland has seven conference titles). With a 2016 SEC Tournament championship, Calipari now owns 13 conference tournament titles, eight more than his closest competitor (Howland).

He's tallied a 303-91 (.769) all-time record within conference play as a head coach and owns a 96-24 (.800) record since joining the SEC.

CALIPARI AT NO. 1

Record as Associated Press Top-Ranked Coach Since 2009-10

Coach	Schools	Records
1. John Calipari	Kentucky	66-6
2. Bill Self	Kansas	37-6
3. Mike Krzyzewski	Duke	24-4
4. Jim Boeheim	Syracuse	15-4
5. Tom Crean	Indiana	14-3
6. Thad Matta	Ohio State	13-2
7. Sean Miller	Arizona	12-1
8. Billy Donovan	Florida	11-1
9. Tom Izzo	Michigan State	9-2
10. Roy Williams	North Carolina	8-2

Record as Associated Press Top-Ranked Coach (Active)

Coach	Schools	Records
1. Mike Krzyzewski	Duke	189-28
2. John Calipari	UK, Memphis, UMass	107-11
3. Roy Williams	UNC, Kansas	95-18
4. Bill Self	Kansas	39-7
5. Bruce Weber	Illinois	30-2
6. Jim Boeheim	Syracuse	24-5
7. Thad Matta	Ohio State	22-3
8. Bob Huggins	Cincinnati	20-4
9. Tom Crean	Indiana	14-3
10. Sean Miller	Arizona	12-1

*totals through April 4

HEAD COACH JOHN CALIPARI

Calipari's Undefeated Conference Teams

John Calipari is believed to be one of three coaches, along with Frank McGuire and Jerry Tarkanian, to lead multiple teams to an unblemished mark in multiple Division I conferences. Calipari did so at Memphis in Conference USA and Kentucky in the SEC.

- McGuire led St. John's in the Metro New York ('51, '52), North Carolina in the ACC ('57) and South Carolina in the ACC ('70) to undefeated marks
- Jerry Tarkanian guided Long Beach State in the Pacific Coast Athletics Association ('70, '71) and UNLV in the Big West ('87, '91, '92) to perfect conference seasons

600 On-Court Victories

With a win over No. 5 Kansas on Nov. 18, 2014, John Calipari claimed his 600th on-court victory as a Division I head coach. He became the 13th active Division I coach to achieve the feat.

30 is the new 20

With a home win vs. Tennessee on Feb. 18, John Calipari notched his 22nd consecutive season of 20 or more on-court wins as a collegiate head coach. He leads all active coaches with that streak, ahead of Mike Krzyzewski of Duke (20), Bill Self (18) and Jim Boeheim (17).

More impressive, Calipari has nine seasons with 30 or more on-court wins. Only Mike Krzyzewski (13) and Roy Williams (10) have more.

Calipari is the first coach in NCAA Division I history to record five straight on-court 30-win seasons, notching 30 straight in consecutive seasons from 2005-06 to 2009-10.

The Success Rate

John Calipari has graduated 100 percent of the players (14 of 14) who have been eligible to receive their diploma by the end of their senior years and exhausted their athletic eligibility. Of that group, Patrick Patterson, Jarrod Polson and Alex Poythress completed their degrees in three years.

In the NCAA's APR, which measures eligibility, retention and graduation, UK has posted a single-year Academic Progress Rate of 979 or higher in every season under Calipari, including a perfect 1,000 in the last two reports. Kentucky's four-year composite score in the most recent report, which was released in May, was a 995, earning the team an NCAA academic award for finishing in the top 10 percent of Division I men's basketball programs.

Under Calipari, the team (scholarship competing players) has also posted a 3.0 grade-point average or better in five of the last seven semesters.

Double-Digit Win Streaks

Kentucky's 38-game winning streak in 2014-15 was historic, but it wasn't completely out of the norm for John Calipari. It was the 17th streak of Calipari's career where his teams have won 10 or more consecutive games during the season, the sixth where they have won 20 or more, the fifth where they have won 25 or more, the first where they have won 30 or more, and the first with 35 or more. Here's a list of all of them:

1. 38 Kentucky, 2014-15
2. 27 Memphis, 2008-09
3. 26 Memphis, 2007-08
- 26 UMass, 1995-96
5. 25 Memphis, 2006-07

CALIPARI KNOWS DEFENSE

John Calipari's 2014-15 Kentucky Wildcat team was heralded as one of the best defensive teams ever. However, defense has always been a staple of Calipari-coached teams. Dating back to complete NCAA records beginning in 2001-02, Calipari's teams have been among national leaders in several critical defensive categories. (rankings through April 5)

Year	FG % Def.	Rebound Margin	Scoring Margin	Blocks
2001-02 (UM)	13th (39.5)	11th (+6.6)	15th (+11.2)	54th (4.4)
2002-03 (UM)	28th (40.6)	44th (+4.1)	32nd (+8.0)	26th (5.1)
2003-04 (UM)	34th (40.5)	58th (+3.4)	48th (+7.1)	20th (5.0)
2004-05 (UM)	4th (38.4)	75th (+2.9)	62nd (+5.9)	13th (5.4)
2005-06 (UM)	2nd (38.0)	9th (+6.7)	5th (+14.6)	8th (6.4)
2006-07 (UM)	12th (39.0)	28th (+5.3)	5th (+5.8)	12th (5.9)
2007-08 (UM)	12th (39.1)	16th (+6.2)	2nd (+18.0)	8th (6.1)
2008-09 (UM)	1st (37.1)	19th (+6.1)	2nd (+16.3)	7th (6.0)
2009-10 (UK)	3rd (37.8)	4th (+8.1)	6th (+14.3)	4th (7.2)
2010-11 (UK)	15th (39.4)	60th (+3.6)	13th (+11.4)	3rd (6.3)
2011-12 (UK)	1st (37.4)	12th (+6.8)	1st (+16.8)	1st (8.6)
2012-13 (UK)	30th (39.2)	48th (+4.3)	48th (+8.2)	3rd (6.6)
2013-14 (UK)	59th (41.1)	2nd (+9.4)	43rd (+8.2)	13th (5.9)
2014-15 (UK)	1st (35.4)	15th (+6.8)	1st (+20.1)	2nd (6.9)
2015-16 (UK)	24th (39.7)	39th (+5.2)	17th (+11.4)	6th (5.8)

RECRUITING TRAIL

The Wildcats have signed more top-25 players over the past seven seasons than any other school under John Calipari's leadership. A quarter of all Rivals' top-10 prospects nationally over the past eight classes have signed with Coach Cal and the Cats.

PLAYER (YEAR)	ESPN	RIVALS	SCOUT MCD	JB
Edrice Adebayo ('16)	6	6	15	Y Y
De'Aaron Fox ('16)	7	5	4	Y Y
Wenyen Gabriel ('16)	23	17	10	Y
Sacha Killeya-Jones ('16)	31	26	29	Y
Malik Monk ('16)	5	6	6	Y Y
Tai Wynyard ('16)	NR	NR	NR	
Isaiah Briscoe ('15)	13	9	15	Y Y
Isaac Humphries ('15)	49*	35*	50	
Skal Labissiere ('15)	11	4	3	Y
Charles Matthews ('15)	47	57	62	Y
Jamal Murray ('15)	NA^	9	12	
Devin Booker ('14)	18	30	31	Y Y
Trey Lyles ('14)	7	8	8	Y Y
Karl Towns ('14)	6	11	11	Y Y
Tyler Ulis ('14)	33	33	29	Y Y
Aaron Harrison ('13)	9	7	6	Y Y
Andrew Harrison ('13)	5	5	5	Y Y
Dominique Hawkins ('13)	NR	NR	NR	
Dakari Johnson ('13)	7	9	17	Y Y
Marcus Lee ('13)	25	19	24	Y Y
Julius Randle ('13)	3	2	2	Y Y
James Young ('13)	8	11	11	Y Y
Derek Willis ('13)	NR	115	NR	
Archie Goodwin ('12)	15	14	14	Y Y
Willie Cauley-Stein ('12)	40	40	48	
Julius Mays ('12)	NA#	NA#	NA#	
Nerlens Noel ('12)	1	2	1	Y
Alex Poythress ('12)	13	8	7	Y Y
Twany Beckham ('11)	NA#	NA#	NA#	
Anthony Davis ('11)	1	2	1	Y Y
Ryan Harrow ('11)	NA#	NA#	NA#	
M. Kidd-Gilchrist ('11)	4	3	6	Y Y
Marquis Teague ('11)	8	5	8	Y Y
Kyle Wiltjer ('11)	19	22	24	Y Y
Terrence Jones ('10)	9	13	8	Y Y
Enes Kanter ('10)	25	3	3	
Brandon Knight ('10)	4	6	6	Y Y
Doron Lamb ('10)	29	21	28	Y Y
Jarrod Polson ('10)	NA@	NA@	NA@	
Stacey Poole, Jr. ('10)	51	33	67	
Eloy Vargas ('10)	NA	NA	NA	
Eric Bledsoe ('09)	NR	23	37	
DeMarcus Cousins ('09)	4	2	3	Y Y
Darnell Dodson ('09)	NA#	NA#	NA#	
Jon Hood ('09)	92	40	46	
Daniel Orton ('09)	13	22	17	Y
John Wall ('09)	5	1	2	Y

Top-10 Players	18	20	17
Top-15 Players	21	24	24
Top-25 Players	28	30	28
Top-50 Players	34	37	35

McDonald's All-American 25
Jordan Brand Classic Participants 30

* - ranking according to the 2016 class

^ - reclassified after final rankings were released

- transfer

@ - joined team as walk-on

HEAD COACH JOHN CALIPARI

UK HONORS UNDER CALIPARI

National Player of the Year

John Wall (2010)	Adolph Rupp
Anthony Davis (2012)	Adolph Rupp, AP, BasketballTimes, Naismith, USBWA, Wooden Award

National Freshman of the Year

John Wall (2010)	USBWA
Anthony Davis (2012)	USBWA

All-America Honors

D. Cousins (2010)	AP - 1st, NABC - 2nd, USBWA - 2nd, SN - 2nd
John Wall (2010)	AP - 1st, NABC - 1st, USBWA - 1st, SN - 1st
Anthony Davis (2012)	AP - 1st, USBWA - 1st, NABC - 1st, SN - 1st
M. Kidd-Gilchrist (2012)	AP - 3rd, USBWA - 2nd, NABC - 3rd, SN - 2nd
Julius Randle (2014)	NABC - 3rd
W. Cauley-Stein (2015)	NABC - 1st, USBWA - 1st, SN - 1st
K. Towns (2015)	SN - 3rd
Tyler Ulis (2016)	AP - 1st, SN - 1st, USBWA - 2nd, NABC - 2nd

SEC Player of the Year

John Wall	2010 (Coaches/AP)
Anthony Davis	2012 (Coaches/AP)
Tyler Ulis	2016 (Coaches/AP)

SEC Defensive Player of the Year

Anthony Davis	2012 (Coaches)
Nerlens Noel	2013 (Coaches)
Willie Cauley-Stein	2015 (Coaches)
Tyler Ulis	2016 (Coaches)

SEC Freshman of the Year

DeMarcus Cousins	2010 (Coaches)
John Wall	2010 (AP)
Terrence Jones	2011 (Coaches/AP)
Anthony Davis	2012 (Coaches/AP)
Nerlens Noel	2013 (Coaches/AP)
Julius Randle	2014 (Coaches/AP)
Karl-Anthony Towns	2015 (Coaches/AP)

SEC Sixth Man of the Year

Darius Miller	2012 (Coaches)
Kyle Wiltjer	2013 (Coaches)
Devin Booker	2015 (Coaches)

CoSIDA Academic All-America

Alex Poythress (2nd)	2016
----------------------	------

All-SEC

D. Cousins (2010)	1st (Coaches/AP)
P. Patterson (2010)	1st (Coaches)/2nd (AP)
John Wall (2010)	1st (Coaches/AP)
Terrence Jones (2011)	1st (Coaches/AP)
Brandon Knight (2011)	1st (Coaches)/2nd (AP)
Anthony Davis (2012)	1st (Coaches/AP)
M. Kidd-Gilchrist (2012)	1st (Coaches/AP)
Terrence Jones (2012)	2nd (Coaches/AP)
Doron Lamb (2012)	2nd (Coaches)
Nerlens Noel (2013)	1st (Coaches/AP)
Julius Randle (2014)	1st (Coaches/AP)
James Young (2014)	2nd (Coaches)
Devin Booker (2015)	2nd (Coaches)
W. Cauley-Stein (2015)	1st (Coaches/AP)
Aaron Harrison (2015)	2nd (Coaches/AP)
K. Towns (2015)	1st (Coaches/AP)
Tyler Ulis (2016)	1st (Coaches/AP)
Jamal Murray (2016)	1st (Coaches/AP)

All-SEC Defensive Team

Patrick Patterson	2010
DeAndre Liggins	2011
Anthony Davis	2012
Michael Kidd-Gilchrist	2012

Nerlens Noel	2013
Willie Cauley-Stein	2013
Willie Cauley-Stein	2015
Tyler Ulis	2016

Coaches' All-SEC Freshman Team

Eric Bledsoe	2010
DeMarcus Cousins	2010
John Wall	2010
Brandon Knight	2011
Terrence Jones	2011
Doron Lamb	2011
Anthony Davis	2012
Michael Kidd-Gilchrist	2012
Willie Cauley-Stein	2013
Archie Goodwin	2013
Nerlens Noel	2013
Alex Poythress	2013
Julius Randle	2014
James Young	2014
Devin Booker	2015
Trey Lyles	2015
Karl-Anthony Towns	2015
Tyler Ulis	2015
Jamal Murray	2016

NCAA Final Four Team

Anthony Davis (MVP)	2012
Michael Kidd-Gilchrist	2012
Doron Lamb	2012
Julius Randle	2014
James Young	2014

NCAA Regional Tournament

DeMarcus Cousins	2010
John Wall	2010
Josh Harrellson	2011
Brandon Knight (MVP)	2011
DeAndre Liggins	2011
M. Kidd Gilchrist (MVP)	2012
Anthony Davis	2012
Doron Lamb	2012
Aaron Harrison	2014
Marcus Lee	2014
Julius Randle (MVP)	2014
Willie Cauley-Stein	2015
Andrew Harrison	2015
K. Towns (MVP)	2015

SEC All-Tournament Team

John Wall	2010
Eric Bledsoe	2010
DeMarcus Cousins	2010
Darius Miller	2011
Brandon Knight	2011
Josh Harrellson	2011
Anthony Davis	2012
Terrence Jones	2012
Aaron Harrison	2014
Julius Randle	2014
Willie Cauley-Stein	2015
Aaron Harrison	2015
Andrew Harrison	2015
Jamal Murray	2016
Tyler Ulis	2016

SEC Tournament MVP

John Wall	2010
Darius Miller	2011
Willie Cauley-Stein	2015
Tyler Ulis	2016

- 24 Kentucky, 2011-12
- 19 Kentucky, 2009-10
- 16 UMass, 1994-95
- 15 Memphis, 2005-06
- 14 UMass, 1991-92
- 12 Memphis, 2007-08
- 12 Memphis, 2002-03
- 12 UMass, 1992-93
- 11 Memphis, 2003-04
- 10 Memphis, 2001-02
- 10 UMass, 1993-94
- 10 Kentucky, 2010-11

Developing Talent

John Calipari hasn't just signed the best talent in the country while he's been at Kentucky; he's been the best at developing that talent and getting it ready for the next level.

Of the 23 top-25 players Kentucky has signed prior to this season (according to Rivals), 19 were drafted and 16 were selected in the first round. Those draft numbers don't include Marcus Lee, Alex Poythress and Kyle Wiltjer, who are currently in college.

But that's only half the story. Calipari's players don't just make it to the pros; they're better prepared than anyone else. The proof is in the numbers.

Over the course of his career, Calipari's nearly 40 NBA pros have made approximately \$1.25 billion in NBA contracts alone, which doesn't include endorsement deals and overseas contracts.

Calipari's Draft Picks

In 23 seasons as a head coach, John Calipari has coached 36 NBA Draft picks, including 25 first-round selections, with 14 of those going in the top 10. He's had four players draft No. 1 overall, twice as many as any other coach, and two or more players selected in eight consecutive NBA drafts, dating back to 2008 with Memphis.

PLAYER (SCHOOL)	ROUND	OVERALL	YEAR
Eric Bledsoe (UK)	First	18th	2010
Devin Booker (UK)	First	13th	2015
Antonio Burks (MEM)	Second	36th	2004
Marcus Camby (UMASS)	First	2nd	1996
Rodney Carney (MEM)	First	16th	2006
DeMarcus Cousins (UK)	First	5th	2010
Willie Cauley-Stein (UK)	First	6th	2015
Anthony Davis (UK)	First	1st	2012
Joey Dorsey (MEM)	Second	33rd	2008
Chris Douglas-Roberts (MEM)	Second	40th	2008
Robert Dozier (MEM)	Second	60th	2009
Tyreke Evans (MEM)	First	4th	2009
Archie Goodwin (UK)	First	29th	2013
Josh Harrellson (UK)	Second	45th	2011
Andrew Harrison (UK)	Second	44th	2015
Dakari Johnson (UK)	Second	48th	2015
Terrence Jones (UK)	First	18th	2012
Enes Kanter (UK)	First	3rd	2011
Michael Kidd-Gilchrist (UK)	First	2nd	2012
Brandon Knight (UK)	First	8th	2011
Doron Lamb (UK)	Second	42nd	2012
DeAndre Liggins (UK)	Second	53rd	2011
Trey Lyles (UK)	First	12th	2015
Darius Miller (UK)	Second	46th	2012
Nerlens Noel (UK)	First	6th	2013
Daniel Orton (UK)	First	29th	2010
Patrick Patterson (UK)	First	14th	2010
Julius Randle (UK)	First	7th	2014
Lou Roe (UMASS)	Second	30th	1995
Derrick Rose (MEM)	First	1st	2008
Marquis Teague (UK)	First	29th	2012
Karl-Anthony Towns (UK)	First	1st	2015
Dajuan Wagner (MEM)	First	6th	2002
John Wall (UK)	First	1st	2010
Shawne Williams (MEM)	First	17th	2006
James Young (UK)	First	17th	2014

HEAD COACH JOHN CALIPARI



A “players-first” coach with a penchant for helping people reach their dreams, John Calipari, a Naismith Memorial Basketball Hall of Famer, has guided six teams to the Final Four, led one to a national championship and helped 38 players make it to the NBA during his 23-year college coaching career.

Calipari guided Kentucky to its eighth national championship and his first national title in 2012. In becoming only the second coach in NCAA history to lead three different schools to the Final Four, he has racked up over 600 victories, 16 NCAA Tournament appearances, six Final Fours and numerous national coach of the year honors.

In 2015, Coach Cal led college basketball’s first ever 38-0 team, and became one of just three coaches to make four Final Fours in a five-year span. At the end of the season, Calipari became the 96th coach to join the Naismith Memorial Basketball Hall of Fame.

While building a program out of obscurity at Massachusetts, laying the foundation at Memphis and restoring luster at the sport’s greatest program at Kentucky, he has totaled the second-most wins in NCAA history in the first 20 years of a college coaching career.

Quite honestly, though, Calipari’s on-court success overshadows a much more significant picture.

In his goal to lead a players-first program, he has helped 38 players realize their dreams and guide them to the NBA, including a record five first-round draft picks in 2010. Two years later, six Wildcats heard their names called at the 2012 draft, the most in the two-round draft era. UK, with Calipari’s help, would tie those six picks again in 2015, including a record-tying four lottery selections. His four No. 1 overall picks are twice as many as any other coach, and he’s had 25 players drafted during his six years at Kentucky, including 19 first-round picks.

Much like he did at UMass, where his players graduated at nearly 80 percent, Calipari has stressed academics. Fifteen of his last 18 seniors at Memphis earned their bachelor’s degrees, and all 14 players at UK who were eligible to graduate by the end of their senior years walked away with a diploma in hand, including three players who earned their degree in just three years. In five of the last seven semesters, Calipari’s scholarship competing players have posted a 3.0 grade-point average or better.

His foundation, The Calipari Foundation, has raised millions of dollars to help the lives of those in need in the Commonwealth and across the country. In 2010, he used a telethon to raise more than \$1 million for victims of the devastating earthquake in Haiti, and he organized another one in 2012 for victims of Superstorm Sandy. A year after helping raise \$350,000 for charity during the inaugural UK alumni weekend, Calipari was the driving force behind the more than \$1 million that was donated to local and national organizations during the second annual alumni weekend, and then \$1.5 million in 2015.

Author of the New York Times Best Seller “Players First: Coaching from the Inside Out” and “Bounce Back: Overcoming Setbacks to Succeed in Business and in Life,” Calipari is a master of communication and maximizing talent. He lives by the motto that “it’s never a matter of how far you have fallen, but instead it’s about how high you bounce back.”



BIOGRAPHICAL INFORMATION

Date of Birth: Feb. 10, 1959 | **Wife:** Ellen
Children: Erin Sue, Megan Rae, Bradley Vincent

Education

Clarion State (1982)

Head Coaching Experience

University of Massachusetts (1989-96)

New Jersey Nets (NBA) (1997-99)

University of Memphis (2001-09)

University of Kentucky (2010-present)

COACHING AWARDS

- 2015 Naismith Memorial Basketball Hall of Fame Inductee
- 2015 AP National Coach of the Year
- 2015 Naismith National Coach of the Year
- 2015 NABC National Coach of the Year
- 2015 The Sporting News National Coach of the Year
- 2015 Adolph Rupp National Coach of the Year
- 2015 SEC Coach of the Year (AP/Coaches)
- 2015 USBWA District IV Coach of the Year
- 2012 Nell & John Wooden Coach of the Year Leadership Award
- 2012 Naismith National Coach of the Year Finalist
- 2012 SEC Coach of the Year (AP/Coaches)
- 2010 Adolph Rupp National Coach of the Year
- 2010 Naismith National Coach of the Year Finalist
- 2010 SEC Coach of the Year (AP)
- 2010 *Sporting News* SEC Coach of the Year
- 2010 Yahoo! Sports SEC Coach of the Year
- 2010 USBWA District IV Coach of the Year
- 2009 NABC National Co-Coach of the Year
- 2009 *Sports Illustrated* National Coach of the Year
- 2009 Phelan National Coach of the Year
- 2009 Iba National Coach of the Year Finalist
- 2009 C-USA Coach of the Year
- 2008 Naismith National Coach of the Year
- 2008 C-USA Coach of the Year
- 2008 Iba National Coach of the Year Finalist
- 2008 Phelan National Coach of the Year Finalist
- 2007 Phelan National Coach of the Year Finalist
- 2007 USBWA District IV Coach of the Year
- 2007 *Basketball Times* South Region Coach of the Year
- 2006 C-USA Coach of the Year
- 2004 NABC District 7 Coach of the Year
- 1996 Naismith National Coach of the Year
- 1996 NABC National Coach of the Year
- 1996 *The Sporting News* National Coach of the Year
- 1996 Atlantic 10 Coach of the Year
- 1995 Naismith National Coach of the Year Finalist
- 1994 Naismith National Coach of the Year Finalist
- 1994 Atlantic 10 Coach of the Year
- 1993 USBWA District I Coach of the Year
- 1993 Atlantic 10 Coach of the Year
- 1992 Eastern Basketball Coach of the Year

HEAD COACH JOHN CALIPARI

CAL IN CONFERENCE

SEC COACHES	CONFERENCE CHAMPIONSHIPS	Tournament Championships	Conference Coach of the Year
Avery Johnson, Alabama	0	0	0
Mike Anderson, Arkansas	1	1	1
Bruce Pearl, Auburn	7	2	7
Michael White, Florida	3	0	2
Mark Fox, Georgia	4	0	3
John Calipari, Kentucky	14	13	9
Johnny Jones, LSU	1	2	0
Kim Anderson, Missouri	6	4	2
Andy Kennedy, Ole Miss	0	1	2
Ben Howland, Mississippi State	7	5	3
Frank Martin, South Carolina	0	0	1
Rick Barnes, Tennessee	3	1	5
Billy Kennedy, Texas A&M	5	2	4
Kevin Stallings, Vanderbilt	2	3	3
TOTALS	53	33	42

CALIPARI VS. ALL OPPONENTS

Alabama	11-3	George Mason	1-0	Missouri.....	6-2	Southern Cal	3-0
Albany.....	1-0	Georgetown.....	2-1	Montana State.....	1-0	Southern Miss	15-4
Arizona	1-1	George Washington.....	8-9	Morehead State.....	2-0	Southwest Texas St.....	1-0
Arizona State	0-1	Georgia	11-2	Murray State.....	1-0	St. Mary's.....	17-1
Arkansas	8-6	Georgia Tech.....	1-1	Nevada	1-0	St. John's.....	1-0
Arkansas-Little Rock	3-0	Gonzaga	4-0	New Hampshire.....	5-0	St. Joseph's	15-5
Arkansas-Pine Bluff.....	1-0	Grand Canyon.....	1-0	NJIT.....	1-0	St. Mary's.....	1-0
Arkansas State	4-0	Hampton.....	1-0	New Mexico.....	1-0	St. Peter's	1-0
Auburn.....	8-1	Hartford.....	2-0	New Orleans.....	1-0	Stanford.....	3-2
Austin Peay.....	6-1	Harvard.....	1-0	North Carolina	5-2	Stony Brook	1-0
Baylor	1-2	Holy Cross.....	4-1	North Carolina State.....	1-0	Syracuse.....	3-2
Belmont.....	2-0	Houston	17-3	North Texas.....	1-0	TCU.....	5-1
Boise State.....	1-0	Howard	1-0	Northeastern	2-1	Temple.....	13-11
Boston University	7-1	Illinois	1-1	Northern Kentucky	1-0	Tennessee.....	13-6
Boston College.....	2-0	Illinois State	1-0	Northwestern State	2-0	Tennessee Martin	4-0
Bradley	1-0	Indiana	3-2	Notre Dame	2-1	Tennessee Tech.....	1-0
Bucknell.....	1-0	Iowa.....	0-1	Oakland	1-0	Texas.....	2-2
Buffalo	2-0	Iowa State.....	2-0	Ohio State.....	1-2	Texas A&M.....	5-2
BYU	1-0	Jackson State	2-0	Oklahoma	4-1	Texas Arlington	3-0
Cal State Northridge	1-0	Kansas.....	3-4	Oklahoma State.....	0-2	Towson State	1-0
Central Conn. St.....	2-0	Kansas State	2-0	Old Dominion	2-0	Tulane.....	15-0
Charlotte.....	2-3	Keene State	1-0	Oral Roberts	1-0	UAB.....	14-3
Chattanooga.....	2-0	Kentucky.....	2-4	Oregon State.....	1-0	UCF.....	6-0
Christian Brothers.....	2-0	Lafayette (Pa.).....	1-0	Penn State.....	4-4	UCLA.....	3-2
Cincinnati.....	6-7	Lamar.....	4-0	Pepperdine.....	1-0	UNC Asheville.....	2-0
Cleveland State.....	3-0	LaSalle.....	3-0	Pittsburgh.....	2-1	UNC Greensboro	1-0
Coastal Carolina.....	1-0	LIU-Brooklyn	1-0	Portland.....	3-0	UNC Wilmington.....	1-0
Colorado	1-1	Lipscomb	1-0	Princeton.....	2-0	USF.....	9-1
Colorado State.....	1-1	Long Beach State	1-0	Providence.....	3-1	Utah.....	1-1
Columbia	1-0	Louisiana-Lafayette.....	2-0	Purdue.....	2-1	UTEP.....	6-0
Connecticut	2-5	Louisiana Tech	1-1	Radford.....	1-0	Vanderbilt.....	11-4
Coppin State.....	1-0	Louisville.....	14-6	Rhode Island.....	16-2	Vermont.....	2-0
Cornell.....	1-0	LSU.....	9-2	Rice.....	4-0	Villanova.....	2-0
Dartmouth.....	1-0	Loyola	1-0	Richmond	1-0	Virginia.....	0-1
Dayton	1-0	Lowell.....	2-1	Rider.....	1-0	Virginia Tech	2-0
DePaul	4-2	Manhattan.....	2-0	Robert Morris.....	2-1	Wake Forest.....	2-1
Detroit.....	1-0	Marist	2-0	Rutgers.....	11-4	Washington	1-0
Drexel.....	2-0	Marshall.....	6-0	Saint Louis	4-3	Western Kentucky	2-0
Duke.....	1-2	Marquette	3-1	Sam Houston State	1-0	West Virginia	12-7
Duquesne	11-4	Maryland.....	5-3	Samford.....	3-0	Wichita State	1-0
East Carolina.....	7-0	Massachusetts.....	1-0	Santa Clara.....	1-0	Winthrop	2-0
East Tennessee State	3-0	Memphis.....	1-0	Savannah State	1-0	Wisconsin.....	1-1
Eastern Kentucky	3-0	Miami (Fla.)	0-1	Seton Hall	1-0	Wisconsin-Milwaukee	1-0
Eastern Michigan.....	2-0	Miami (Ohio).....	2-0	Siena.....	4-0	Wofford.....	1-0
Fairfield.....	1-0	Michigan.....	1-0	SMU.....	8-0	Wright State.....	1-0
Florida	14-5	Michigan State.....	1-1	South Carolina	11-2	Xavier.....	2-2
Florida State	1-1	Middle Tennessee.....	3-0	South Connecticut.....	1-0	Yale.....	1-0
Florida Tech	0-1	Mississippi	12-4	South Florida.....	1-0		
Fordham	5-0	Mississippi State	9-0	S. Louisiana.....	1-0		
Furman	1-0	Mississippi Valley St.....	1-0				

NCAA DIVISION I ACTIVE WINNINGEST COACHES

(On-Court By Percentage - Min. 10 yrs. at Division I level)

NO.	COACH/TEAM	YRS.	PCT.
1.	Mark Few/Gonzaga	16	.810
2.	Roy Williams/UNC	27	.788
3.	John Calipari/Kentucky	23	.781
4.	Mike Krzyzewski/Duke	40	.767
5.	Bo Ryan/Wisconsin	31	.764

*numbers going into the 2015-16 season

SINCE 2005-06 ...

Since the 2005-06 season, John Calipari's on-court record ranks him as the winningest coach. Totals through April 4.

COACH	RECORD
1. John Calipari	354-61
2. Bill Self	338-67
3. Mike Krzyzewski	322-75
4. Roy Williams	313-93
5. Mark Few	307-74

MISCELLANEOUS ON-COURT RECORDS

Overall Record:662-187 (.780)
 March/April Record:.....145-41 (.780)
 NCAA Record:.....48-16 (.750)
 Record in Conference Games:303-91 (.769)
 Record in Conference Tournament:.....50-12 (.806)

- Calipari owns the most single-season wins with 38, tying his own record (Memphis in '08 and UK in '12) in 2016 with 38 wins
- Calipari is one of two coaches (Roy Williams) in NCAA Division I history to have 400 or more wins in the first 16 years as a head coach. Calipari had 416 wins in his first 16 years
- Calipari is the winningest coach in NCAA Division I history for a five-year span with 173 victories (2008-12)
- Calipari is the first coach in NCAA Division I history to record five straight on-court 30-win seasons. Memphis hit the 30-win plateau from 2006-09
- Calipari is one of only two coaches (Rick Pitino) to lead three different schools to a Final Four
- Calipari is one of only three coaches (John Wooden, Mike Krzyzewski) to go to four Final Fours in five seasons
- Calipari started with a 54-0 record in Rupp Arena as head coach of the Wildcats
- Calipari has 25 players that have been chosen in the NBA Draft (19 first-round picks) over the last six seasons
- Calipari has more wins (327) in a 10-year period (2006-15) than any other coach in college basketball history

CALIPARI ERA SINGLE-GAME INDIVIDUAL RECORDS

MOST POINTS

Pts.	Player vs. Opponent	Date
35	Terrence Jones vs. Auburn	1-11-11
35	Jamal Murray vs. Florida	2-6-16
33	Jamal Murray vs. Ohio St.	12-19-15
33	Jamal Murray at Vanderbilt	2-27-16
32	Doron Lamb vs. Winthrop	12-22-10
30	Brandon Knight vs. W. Va.	3-19-11
30	Tyler Ulis vs. Texas A&M	3-13-16
29	Eric Bledsoe vs. ETSU	3-18-10
29	Terrence Jones vs. Oklahoma	11-22-10
29	Julius Randle vs. Belmont	12-21-13
28	Anthony Davis vs. Vanderbilt	2-25-12
28	Archie Goodwin vs. Morehead St.	11-21-12
28	Aaron Harrison vs. Robert Morris	11-17-13
28	Jamal Murray vs. Tennessee	2-18-16
27	DeMarcus Cousins at S. Carolina	1-26-10
27	DeMarcus Cousins vs. S. Houston	11-19-09
27	Anthony Davis vs. Arkansas	1-17-12
27	Terrence Jones at LSU	1-28-12
27	Terrence Jones vs. Notre Dame	12-8-10
27	Julius Randle vs. Michigan St.	11-12-13
27	Tyler Ulis at South Carolina	2-13-16
27	Tyler Ulis vs. Indiana	3-19-16
26	Aaron Harrison vs. Ole Miss	1-6-15
26	Andrew Harrison vs. Tennessee	1-18-14
26	Brandon Knight at Arkansas	2-23-11
26	Doron Lamb vs. Samford	12-20-11
26	Doron Lamb vs. Penn State	11-19-11
26	Kyle Wiltjer at Ole Miss	1-29-13
26	James Young vs. UT Arlington	11-19-13
26	James Young vs. Miss. St.	1-8-14
26	Skal Labissiere vs. Albany	11-14-15
26	Tyler Ulis at Kansas	1-30-16
26	Jamal Murray at South Carolina	2-13-16
26	Jamal Murray vs. Georgia	3-12-16

Active: 35, Jamal Murray vs. Florida (2-6-16)
SEC: 35, Jamal Murray vs. Florida (2-6-16)
Postseason: 30, Tyler Ulis vs. Texas A&M (3-13-16)
SEC Tourney: 30, Tyler Ulis vs. Texas A&M (3-13-16)
NCAA Tourney: 30, Brandon Knight vs. WVU (3-19-11)
Rupp Arena: 35, Jamal Murray vs. Florida (2-6-16)
On the Road: 33, Jamal Murray at Vanderbilt (2-27-16)
SEC Road: 33, Jamal Murray at Vanderbilt (2-27-16)
Ranked Opp.: 30, Tyler Ulis vs. Texas A&M (3-13-16)
Freshman: 35, Jamal Murray vs. Florida (2-6-16)
Sophomore: 30, Tyler Ulis vs. Texas A&M (3-13-16)
Junior: 24, Darius Miller vs. Florida (2-26-11)
Senior: 25, Alex Poythress at Alabama (1-9-16)
Opener: 25, Terrence Jones vs. ETSU (11-12-10)
SEC Opener: 26, Aaron Harrison vs. Ole Miss (1-6-15)
***In some cases, the most recent occurrence is listed*

MOST POINTS IN AN SEC GAME

Pts.	Player vs. Opponent	Date
35	Terrence Jones vs. Auburn	1-11-11
35	Jamal Murray vs. Florida	2-6-16
28	Anthony Davis vs. Vanderbilt	2-25-12
28	Jamal Murray vs. Tennessee	2-18-16
27	DeMarcus Cousins at S. Carolina	1-26-10
27	Anthony Davis vs. Arkansas	1-17-12
27	Terrence Jones at LSU	1-28-12
27	Tyler Ulis at South Carolina	2-13-16
26	Aaron Harrison vs. Ole Miss	1-6-15
26	Andrew Harrison vs. Tennessee	1-18-14
26	Brandon Knight at Arkansas	2-23-11
26	Kyle Wiltjer at Ole Miss	1-29-13
26	James Young vs. Miss. State	1-8-14
26	Jamal Murray at South Carolina	2-13-16
25	Alex Poythress at Alabama	1-9-16
25	Derek Willis vs. Tennessee	2-18-16
25	Eric Bledsoe at Florida	1-12-10
25	Terrence Jones at Vanderbilt	2-12-11
25	Julius Randle at Ole Miss	2-18-14
25	Eric Bledsoe at Florida	1-12-10
25	Terrence Jones at Vanderbilt	2-12-11
25	Julius Randle at Ole Miss	2-18-14

MOST POINTS IN A HALF

Pts.	Player vs. Opponent	Date
27	Jamal Murray² vs. Ohio State	12-19-15
23	Julius Randle ² vs. Mich. State	11-12-13
22	Eric Bledsoe ² vs. Morehead St.	11-13-09
22	Terrence Jones ² vs. Auburn	1-11-11
21	Jamal Murray² at Vanderbilt	2-27-17
20	DeMarcus Cousins ² vs. Asheville	11-30-09
20	Terrence Jones ² at Georgia	1-8-11
20	Jamal Murray² vs. Florida	2-6-16
19	Archie Goodwin ² at Louisville	12-29-12

19	Aaron Harrison ¹ vs. R. Morris	11-17-13
19	John Wall ² vs. UConn	12-9-09
19	Jamal Murray¹ vs. Georgia	3-12-16
	<i>¹ - First Half; ² - Second Half</i>	

MOST POINTS OFF THE BENCH

Pts.	Player vs. Opponent	Date
35	Terrence Jones vs. Auburn	1-11-11
32	Doron Lamb vs. Winthrop	12-22-10
26	Kyle Wiltjer at Ole Miss	1-29-13
24	Doron Lamb at North Carolina	12-4-10
24	Kyle Wiltjer vs. Loyola	12-22-11
23	Kyle Wiltjer vs. Lipscomb	12-15-12

MOST 3-POINTERS MADE

3's	Player vs. Opponent	Date
8	Eric Bledsoe vs. ETSU	3-18-10
8	Jamal Murray vs. Florida	2-6-16
7	Jamal Murray vs. Ohio St.	12-19-15
7	Derek Willis vs. Tennessee	2-18-16
7	Doron Lamb vs. Winthrop	12-22-10
7	Kyle Wiltjer vs. Lipscomb	12-15-12
7	Kyle Wiltjer vs. Lafayette	11-16-12

MOST FREE THROWS

FTs	Player vs. Opponent	Date
14	Tyler Ulis at Arkansas	1-21-16
13	Julius Randle vs. Belmont	12-21-13
13	Julius Randle at Ole Miss	2-18-14
12	Anthony Davis vs. Louisville	12-31-11
12	Archie Goodwin vs. Morehead St.	11-21-12
12	Archie Goodwin at Ole Miss	1-29-13
12	Dakari Johnson vs. UT Arlington	11-25-14
12	Tyler Ulis at Tennessee	2-2-16

MOST REBOUNDS

Rebs	Player vs. Opponent	Date
19	Michael Kidd-Gilchrist vs. Louisville	12-31-11
18	DeMarcus Cousins vs. S. Houston	11-19-09
18	DeMarcus Cousins vs. Louisville	1-2-10
18	Anthony Davis vs. Chattanooga	12-17-11
18	Patrick Patterson vs. Rider	11-21-09
17	Terrence Jones at Washington	11-23-10
17	Terrence Jones vs. N. Dame	12-8-10
16	Anthony Davis vs. Kansas	4-2-12
16	Anthony Davis vs. UALR	1-3-12
16	Nerlens Noel vs. Baylor	12-1-12
16	Julius Randle vs. UNC Asheville	11-8-13
16	Julius Randle vs. LSU	3-14-14
15	DeMarcus Cousins vs. Tennessee	3-13-10
15	Anthony Davis vs. St. John's	12-1-11
15	Terrence Jones vs. UConn	4-2-11
15	Julius Randle vs. R. Morris	11-17-13
15	Julius Randle vs. Cleveland St.	11-25-13
15	Julius Randle vs. LSU	2-22-14
15	Julius Randle at S. Carolina	3-1-14
15	Julius Randle vs. Kansas State	3-21-14

Active: 13, Alex Poythress vs. Eastern Kentucky, 12-9-15
SEC: 15, Julius Randle vs. LSU, 2-22-14
Postseason: 16, Julius Randle vs. LSU, 3-14-14
SEC Tourney: 16, Julius Randle vs. LSU, 3-14-14
NCAA Tourney: 16, Anthony Davis vs. Kansas, 4-2-12
Rupp Arena: 19, Michael Kidd-Gilchrist vs. Louisville, 12-31-11
On the Road: 17, Terrence Jones at Washington, 11-23-10
SEC Road: 15, Julius Randle at S. Carolina, 3-1-14
Ranked Opp.: 19, Michael Kidd-Gilchrist vs. Louisville, 12-31-11
Freshman: 19, Michael Kidd-Gilchrist vs. Louisville, 12-31-11
Sophomore: 13, Dakari Johnson vs. G. Canyon, 11-14-14
Junior: 18, Patrick Patterson vs. Rider, 11-21-09
Senior: 14, Josh Harrellson at Arkansas, 2-23-11
Opener: 16, Julius Randle vs. UNC Ash., 11-8-13
SEC Opener: 12, Willie Cauley-Stein vs. Ole Miss, 1-6-15)
***In some cases, the most recent occurrence is listed*

MOST OFFENSIVE REBOUNDS

Rebs	Player vs. Opponent	Date
9	Willie Cauley-Stein vs. Arkansas	2-27-14
9	DeMarcus Cousins vs. Ole Miss	2-2-10
9	Patrick Patterson vs. Rider	11-21-09
8	DeMarcus Cousins vs. S. Houston	11-19-09
8	DeMarcus Cousins vs. Vanderbilt	1-30-10
8	Dakari Johnson vs. G. Canyon	11-14-14
8	Patrick Patterson at Indiana	12-12-09

MOST DEFENSIVE REBOUNDS

Rebs	Player vs. Opponent	Date
15	Terrence Jones vs. Notre Dame	12-8-10
14	DeMarcus Cousins vs. Louisville	1-2-10
13	Anthony Davis vs. Chattanooga	12-17-11

CALIPARI ERA SINGLE-GAME INDIVIDUAL RECORDS

13	Anthony Davis vs. LSU	3-9-12
13	Michael Kidd-Gilchrist vs. Louisville	12-31-11
13	Terrence Jones vs. Washington	11-23-10
12	Anthony Davis vs. UALR	1-3-12
12	Anthony Davis vs. Louisville	3-31-12
12	Anthony Davis vs. Kansas	4-2-12
12	Julius Randle vs. Kansas State	3-21-14
12	Karl-Anthony Towns vs. Georgia	2-3-15

8	Anthony Davis at S. Carolina	2-4-12
8	Anthony Davis vs. St. John's	12-1-11
8	Nerlens Noel at Alabama	1-22-13
7	Willie Cauley-Stein vs. E. Michigan	11-27-13
7	Willie Cauley-Stein vs. Missouri	2-23-13
7	Anthony Davis vs. WKU	3-15-12
7	Anthony Davis at Vanderbilt	2-11-12
7	Anthony Davis vs. Tennessee	1-31-12
7	Anthony Davis vs. Arkansas	1-17-12
7	Anthony Davis vs. S. Carolina	1-7-12
7	Anthony Davis vs. Kansas	11-15-11
7	Nerlens Noel at Auburn	1-19-13
7	Nerlens Noel vs. Texas A&M	1-12-13
7	Nerlens Noel vs. Lipscomb	12-15-12
7	Nerlens Noel vs. Portland	12-8-12
7	Karl-Anthony Towns vs. Vanderbilt	1-20-15

MOST ASSISTS

Assts.	Player vs. Opponent	Date
16	John Wall vs. Hartford	12-29-09
14	John Wall vs. UNC Asheville	11-30-09
14	Tyler Ulis vs. LSU	3-5-16
12	Tyler Ulis at South Carolina	2-13-16
11	John Wall vs. Rider	11-21-09
11	John Wall vs. E. Tennessee St.	3-18-10
11	Tyler Ulis vs. Florida	2-6-16
11	Tyler Ulis at Texas A&M	2-20-16
11	Tyler Ulis at Vanderbilt	3-1-16
10	Julius Mays vs. Lafayette	11-16-12
10	Marquis Teague vs. Florida	2-7-12
10	Tyler Ulis vs. Ole Miss	1-2-16
10	Tyler Ulis vs. Alabama	2-23-16

Active:	14, Tyler Ulis vs. LSU, 3-5-16
SEC:	14, Tyler Ulis vs. LSU, 3-5-16
Postseason:	11, John Wall vs. E. Tennessee St., 3-18-10
SEC Tourney:	9, Andrew Harrison vs. Georgia, 3-15-14
NCAA Tourney:	11, John Wall vs. E. Tenn. St., 3-18-10
Rupp Arena:	16, John Wall vs. Hartford, 12-29-09
On the Road:	12, Tyler Ulis at South Carolina, 2-13-16
SEC Road:	12, Tyler Ulis at South Carolina, 2-13-16
Ranked Opp.:	8, Tyler Ulis at Kansas, 1-30-16
Freshman:	16, John Wall vs. Hartford, 12-29-09
Sophomore:	14, Tyler Ulis vs. LSU, 3-5-16
Junior:	9, DeAndre Liggins vs. Winthrop, 12-22-10
Senior:	10, Julius Mays vs. Lafayette, 11-16-12
Opener:	8, Jamal Murray, vs. Albany, 11-13-15
SEC Opener:	10, Tyler Ulis vs. Ole Miss, 1-2-16

***In some cases, the most recent occurrence is listed*

Active:	6, Skal Labissiere vs. Stony Brook, 3-17-16
SEC:	12, Nerlens Noel at Ole Miss, 1-29-13
Postseason:	7, Anthony Davis vs. WKU, 3-15-12
SEC Tourney:	6, Anthony Davis vs. LSU, 3-11-12
NCAA Tourney:	7, Anthony Davis vs. WKU, 3-15-12
Rupp Arena:	9, Willie Cauley-Stein vs. Boise St., 12-10-13
On the Road:	12, Nerlens Noel at Ole Miss, 1-29-13
SEC Road:	12, Nerlens Noel at Ole Miss, 1-29-13
Ranked Opp.:	12, Nerlens Noel at Ole Miss, 1-29-13
Freshman:	12, Nerlens Noel at Ole Miss, 1-29-13
Sophomore:	9, Willie Cauley-Stein vs. Boise St., 12-10-13
Junior:	5, Marcus Lee vs. Arizona State, 12-12-15
Senior:	6, Josh Harrellson vs. Penn, 1-3-11
Opener:	5, Anthony Davis vs. Marist, 11-11-11
SEC Opener:	7, Anthony Davis vs. S. Carolina, 1-7-12

***In some cases, the most recent occurrence is listed*

MOST STEALS

Stls.	Player vs. Opponent	Date
6	Willie Cauley-Stein vs. Georgia	1-25-14
6	Nerlens Noel vs. Baylor	12-1-12
6	John Wall vs. UConn	12-9-09
6	John Wall vs. UNC Asheville	11-30-09
6	Tyler Ulis vs. Ole Miss	1-2-16
5	Willie Cauley-Stein vs. Texas	12-5-14
5	Aaron Harrison vs. Arkansas	2-28-15
5	DeAndre Liggins vs. Tennessee	2-8-11
5	Darius Miller at Portland	11-19-10

Active:	6, Tyler Ulis vs. Ole Miss, 1-2-16
SEC:	6, Tyler Ulis vs. Ole Miss, 1-2-16
Postseason:	5, John Wall vs. Miss. State, 3-14-10
SEC Tourney:	5, John Wall vs. Miss. State, 3-14-10
NCAA Tourney:	4, Andrew Harrison vs. W. Virginia, 3-26-15
Rupp Arena:	6, Tyler Ulis vs. Ole Miss, 1-2-16
On the Road:	5, Darius Miller at Portland, 11-19-10
SEC Road:	3, Jamal Murray, at Auburn, 1-16-16
Ranked Opp.:	5, Aaron Harrison vs. Arkansas, 2-28-15
Freshman:	6, Nerlens Noel vs. Baylor, 12-1-12
Sophomore:	6, Tyler Ulis vs. Ole Miss, 1-2-16
Junior:	5, Willie Cauley-Stein vs. Texas, 12-5-14
Senior:	4, Josh Harrellson vs. Princeton, 3-17-11
Opener:	4, Aaron Harrison vs. UNC Asheville, 11-8-13
SEC Opener:	6, Tyler Ulis vs. Ole Miss, 1-2-16

***In some cases, the most recent occurrence is listed*

MOST POINTS-REBOUNDS-ASSISTS

P-R-A	Player vs. Opponent	Date
47 (27-17-3)	Terrence Jones vs. Notre Dame	12-8-10
45 (27-18-0)	DeMarcus Cousins vs. Sam Houston	11-19-09
45 (29-13-3)	Terrence Jones vs. Oklahoma	11-22-10
44 (24-19-1)	Michael Kidd-Gilchrist vs. Louisville	12-31-11
42 (35-8-0)	Terrence Jones vs. Auburn	1-11-11
43 (33-9-1)	Jamal Murray at Vanderbilt	2-27-16
42 (35-6-1)	Jamal Murray vs. Florida	2-6-16
41 (27-14-0)	Anthony Davis vs. Arkansas	1-17-12
41 (27-13-1)	Julius Randle vs. Michigan State	11-12-13
41 (26-10-5)	James Young vs. Mississippi State	1-8-14
40 (22-9-9)	Archie Goodwin vs. LIU-Brooklyn	11-23-12
40 (23-16-1)	Julius Randle vs. UNC Asheville	11-8-13
39 (28-9-2)	Jamal Murray vs. Tennessee	2-18-16
39 (27-0-12)	Tyler Ulis at South Carolina	2-13-16
39 (27-12-0)	DeMarcus Cousins at South Carolina	1-26-10
39 (18-18-3)	DeMarcus Cousins vs. Louisville	1-2-10
39 (28-11-0)	Anthony Davis vs. Vanderbilt	2-25-12
39 (22-16-1)	Anthony Davis vs. UALR	1-3-12
39 (23-14-2)	Josh Harrellson at Louisville	12-31-10
39 (25-12-2)	Terrence Jones vs. ETSU	11-12-10
39 (26-8-5)	Brandon Knight at Arkansas	2-23-11
39 (29-10-0)	Julius Randle vs. Belmont	12-21-13
39 (22-14-3)	Julius Randle vs. Northern Ky.	11-10-13
38 (28-6-4)	Archie Goodwin vs. Morehead St.	11-21-12
38 (19-18-1)	Patrick Patterson vs. Rider	11-21-09
38 (25-13-0)	Julius Randle at Ole Miss	2-18-14
38 (21-6-11)	John Wall vs. Rider	11-21-09
38 (30-5-3)	Tyler Ulis vs. Texas A&M	3-13-16

MOST MINUTES WITHOUT A TURNOVER

Mins.	Player vs. Opponent	Date
44	Darius Miller at Arkansas	2-23-11
41	Aaron Harrison vs. LSU	2-22-14
40	Tyler Ulis vs. Duke	11-17-15
40	Aaron Harrison vs. Ole Miss	1-6-15
40	Alex Poythress vs. Missouri	2-23-13
39	Anthony Davis vs. Alabama	1-21-12
39	Ryan Harrow at Louisville	12-29-12
39	Michael Kidd-Gilchrist vs. Louisville	12-31-11
39	Nerlens Noel vs. Texas A&M	1-12-13

MOST BLOCKED SHOTS

Blks.	Player vs. Opponent	Date
12	Nerlens Noel at Ole Miss	1-29-13
9	Willie Cauley-Stein vs. Boise State	12-10-13
9	Willie Cauley-Stein vs. Providence	12-1-13

CALIPARI ERA LARGEST MARGINS

VICTORY MARGINS

Margin (Score)	Opponent	Date
+58 (86-28)	Montana State	11/13/14
+52 (101-49)	Lafayette	11/16/12
+50 (108-58)	Marist	11/11/11
+49 (86-37)	Missoui	1/13/15
+48 (92-44)	UT Arlington	11/25/14
+48 (88-40)	Radford	11/23/11
+44 (88-44)	Drexel	12/21/09
+43 (104-61)	Hartford	12/29/09
+40 (85-45)	Grand Canyon	11/14/14
+39 (83-44)	vs. UCLA	12/20/14
+39 (78-39)	vs. W. Virginia	3/26/15

IN RUPP ARENA

Margin (Score)	Opponent	Date
+58 (86-28)	Montana State	11/13/14
+52 (101-49)	Lafayette	11/16/12
+50 (108-58)	Marist	11/11/11
+49 (86-37)	Missoui	1/13/15
+48 (92-44)	UT Arlington	11/25/14
+48 (88-40)	Radford	11/23/11
+44 (88-44)	Drexel	12/21/09
+43 (104-61)	Hartford	12/29/09
+40 (85-45)	Grand Canyon	11/14/14
+38 (87-49)	Robert Morris	11/17/13
+38 (88-50)	Lipscomb	12/15/12
+38 (82-44)	LSU	1/15/11

IN SEC PLAY

Margin (Score)	Opponent	Date
+49 (86-37)	Missoui	1/13/15
+38 (82-44)	LSU	1/15/11
+35 (110-75)	Auburn	2/21/15
+34 (77-43)	South Carolina	2/14/15
+34 (86-52)	at South Carolina	2/4/12
+34 (88-54)	Missouri	1/27/16
+34 (82-48)	Georgia	2/9/16
+31 (90-59)	South Carolina	2/19/11
+31 (101-70)	Arkansas	1/23/10
+30 (43-36)	Mississippi State	2/27/13
+30 (79-49)	Georgia	3/1/12

ON THE ROAD

Margin (Score)	Opponent	Date
+34 (86-52)	at South Carolina	2/4/12
+31 (79-48)	at Portland	11/19/10
+27 (89-62)	at South Carolina	2/13/16
+26 (81-55)	at LSU	2/6/10
+24 (74-50)	at LSU	1/28/12
+22 (70-48)	at Alabama	1/17/15
+22 (75-53)	at Auburn	1/19/13
+18 (66-48)	at Tennessee	2/17/15
+18 (74-56)	at Mississippi State	2/25/15

NEUTRAL SITE

Margin (Score)	Opponent	Date
+39 (83-44)	vs. UCLA	12/20/14
+39 (78-39)	vs. W. Virginia	3/26/15
+38 (85-47)	vs. Penn State	11/19/11
+32 (72-40)	vs. Kansas	11/18/14
+30 (90-60)	vs. Wake Forest	3/20/10
+29 (74-45)	vs. Tennessee	3/13/10
+29 (100-71)	vs. ETSU	3/18/10
+28 (85-57)	vs. Stony Brook	3/17/16
+26 (85-59)	vs. Alabama	3/11/16
+24 (91-67)	vs. Auburn	3/14/15

ON THE ROAD IN THE SEC

Margin (Score)	Opponent	Date
+34 (86-52)	at South Carolina	2/4/12
+27 (89-62)	at South Carolina	2/13/16
+26 (81-55)	at LSU	2/6/10
+24 (74-50)	at LSU	1/28/12
+22 (75-53)	at Auburn	1/19/13
+22 (70-48)	at Alabama	1/17/15
+18 (66-48)	at Tennessee	2/17/15
+18 (74-56)	at Mississippi State	2/25/15
+16 (77-61)	at Alabama	1/9/16
+16 (69-53)	at Missouri	1/29/15
+15 (68-53)	at Auburn	1/11/12
+15 (74-59)	at Florida	3/4/12
+15 (58-43)	at South Carolina	1/24/15

SEC TOURNAMENT

Margin (Score)	Opponent	Date
+29 (74-45)	vs. Tennessee	3/13/10
+26 (85-59)	vs. Alabama	3/11/16
+24 (91-67)	vs. Auburn	3/14/15
+18 (85-67)	vs. LSU	3/14/14
+16 (70-54)	vs. Florida	3/13/11
+15 (64-49)	vs. Florida	3/13/15
+15 (78-63)	vs. Arkansas	3/15/15
+14 (72-58)	vs. Alabama	3/12/11
+13 (93-80)	vs. Georgia	3/12/16
+12 (70-58)	vs. Georgia	3/15/14

NCAA TOURNAMENT

Margin (Score)	Opponent	Date
+39 (78-39)	vs. W. Virginia	3/26/15
+30 (90-60)	vs. Wake Forest	3/20/10
+29 (100-71)	vs. ETSU	3/18/10
+28 (85-57)	vs. Stony Brook	3/17/16
+23 (79-56)	vs. Hampton	3/19/15
+17 (62-45)	vs. Cornell	3/25/10
+16 (87-71)	vs. Iowa State	3/17/12
+15 (81-66)	vs. WKU	3/15/12
+13 (64-51)	vs. Cincinnati	3/21/15
+12 (102-90)	vs. Indiana	3/23/12
+12 (82-70)	vs. Baylor	3/25/12

KENTUCKY'S 100-POINT GAMES

Points (Score)	Opponent	Date
110 (110-75)	Auburn	2/21/15
108 (108-58)	Marist	11/11/11
105 (105-76)	UT Arlington	11/19/13
104 (104-61)	Hartford	12/29/09
104 (104-75)	LIU Brooklyn	11/23/12
102 (102-92)	Rider	11/21/09
102 (102-90)	Indiana	3/23/12
101 (101-70)	Arkansas	1/23/10
101 (101-49)	Lafayette	11/16/12
100 (100-71)	E. Tennessee St.	3/18/10

YEAR BY YEAR 100-POINT SCORING GAMES

Year	No.
2010	4
2011	0
2012	2
2013	2
2014	1
2015	1
2016	0

CALIPARI ERA SINGLE-GAME TEAM RECORDS

MOST FIELD GOALS

FGs.	Opp.	Date
46	Marist	11/11/11
44	Auburn	2/21/15
42	LIU-Brooklyn	11/23/12
41	Hartford	12/29/09
40	Lafayette	11/16/12
38	Wake Forest	3/20/10
38	LSU	3/5/16
37	Arkansas	1/23/10
36	Sam Houston	11/19/09
36	vs. UNC Ashe.	11/30/09
36	at Florida	1/12/10

FEWEST FIELD GOALS

FGs.	Opp.	Date
14	at S. Carolina	3/1/14
16	Alabama	3/4/14
17	Louisville	12/31/11
17	at Auburn	2/12/14
18	vs. LSU	3/9/12
18	vs. Vanderbilt	3/15/13
18	vs. Florida	3/16/14
18	vs. UConn	4/7/14
18	at Texas A&M	1/10/15
18	at S. Carolina	1/24/15

MOST FIELD-GOAL ATTEMPTS

FGs.	Opp.	Date
77	Arkansas	1/23/10
76	Arkansas	2/27/14
75	Marist	11/11/11
73	at LSU	1/28/14
72	at Auburn	1/16/16
72	LSU	3/5/16
71	at Georgia	1/8/11
71	at Arkansas	2/23/11
71	Baylor	12/1/12

FEWEST FIELD-GOAL ATTEMPTS

FGs.	Opp.	Date
39	at S. Carolina	1/24/15
40	at R. Morris	3/19/13
41	Tennessee	1/31/12
41	Alabama	1/31/15
42	vs. Cleveland St.	11/24/09
42	vs. LSU	3/9/12
42	vs. Providence	12/1/13
42	Florida	2/15/14
43	at Auburn	1/16/10
43	at Arkansas	3/2/13

MOST FREE THROWS

FTs.	Opp.	Date
35	vs. Indiana	3/23/12
33	at S. Carolina	3/1/14
32	Louisville	12/31/11
31	Indiana	12/11/10
31	Morehead St.	11/21/12
30	vs. Baylor	3/25/12
30	UNC Asheville	11/8/13
30	vs. Auburn	3/14/15
29	at N. Carolina	12/14/13
29	Illinois State	11/30/15

FEWEST FREE THROWS

FTs.	Opp.	Date
4	vs. UConn	4/2/11
4	Vanderbilt	1/23/16
6	vs. Princeton	3/17/11
6	at Alabama	1/22/13
6	at Florida	2/12/13
6	vs. Michigan	3/30/14
7	vs. Wake Forest	3/20/10
7	at Georgia	1/24/12
7	at Florida	3/4/12
7	vs. UCLA	12/20/14
7	at LSU	2/10/15

MOST FREE-THROW ATTEMPTS

FTs.	Opp.	Date
48	UNC Asheville	11/8/13
46	Illinois State	11/30/15
44	Indiana	12/11/10
44	vs. Baylor	3/25/12
43	Louisville	12/31/11
43	at N. Carolina	12/14/13
42	at S. Carolina	3/1/14
41	Morehead St.	11/21/12
41	vs. LSU	3/14/14
40	Alabama	1/21/12
40	E. Michigan	11/27/13
40	at Arkansas	1/14/14
40	at Auburn	2/12/14
40	Ole Miss	1/6/15

FEWEST FREE-THROW ATTEMPTS

FTs.	Opp.	Date
6	Vanderbilt	1/23/16
10	vs. Wisconsin	4/4/15
11	vs. Princeton	3/17/11
11	Georgia	3/1/12
11	Florida	2/7/12
11	at Florida	3/4/12
11	at Alabama	1/22/13
11	at Florida	2/12/13
11	Mississippi St.	2/27/13
11	vs. Michigan	3/30/14
11	at LSU	2/10/15

MOST 3-POINTERS

3s.	Opp.	Date
15	vs. ETSU	3/18/10
15	Georgia	3/1/12
14	Hartford	12/29/09
13	ETSU	11/12/10
13	vs. Alabama	3/11/16
12	Vanderbilt	1/30/10
12	Winthrop	12/22/10
12	vs. N. Carolina	3/27/11
12	Chattanooga	12/17/11
12	vs. UCLA	12/20/14
12	Florida	2/6/16

FEWEST 3-POINTERS

3s.	Opp.	Date
1	vs. Alabama	3/12/10
1	Tennessee	1/31/12
1	vs. LSU	3/9/12
1	LSU	2/22/14
1	Texas	12/5/14

MOST 3-POINT ATTEMPTS

3s.	Opp.	Date
33	Arkansas	1/23/10
33	vs. ETSU	3/18/10
33	Chattanooga	12/17/11
32	vs. W. Virginia	3/27/10
28	Hartford	12/29/09
28	vs. Vanderbilt	3/11/12
28	Alabama	3/4/14
28	at Texas A&M	1/10/15
27	vs. UConn	4/2/11
27	Georgia	3/1/12

FEWEST 3-POINT ATTEMPTS

3s.	Opp.	Date
5	at Tennessee	1/14/12
5	vs. Wisconsin	4/5/14
5	vs. Wisconsin	4/4/15
6	Vanderbilt	1/20/15
6	Florida	3/7/15
7	at Indiana	12/10/11
7	vs. Louisville	3/31/12
7	Providence	11/30/14
7	at Missouri	1/29/15

MOST REBOUNDS

Rebs.	Opp.	Date
59	Arkansas	1/23/10
57	Louisville	12/31/11
56	Robert Morris	11/17/13
54	NJIT	11/14/15
53	at LSU	2/6/10
53	at Miss. State	2/16/10
53	Montana St.	11/23/14
53	at Texas A&M	1/10/15
52	E. Michigan	1/2/13
52	E. Michigan	11/27/13

FEWEST REBOUNDS

Rebs.	Opp.	Date
21	at Tennessee	2/16/13
21	Alabama	1/31/15
22	vs. Wisconsin	4/4/15
24	Tennessee	1/18/14
24	North Carolina	12/13/14
24	Georgia	2/3/15
25	at R. Morris	3/19/13
25	vs. Baylor	12/6/13
26	Mississippi St.	2/15/11
26	vs. Princeton	3/17/11

MOST OFFENSIVE REBOUNDS

Rebs.	Opp.	Date
26	Arkansas	2/27/14
24	vs. W. Virginia	3/27/10
24	Grand Canyon	11/14/14
22	Arkansas	1/23/10
22	at Auburn	2/2/14
22	NJIT	11/14/15
21	at Indiana	12/12/09
21	Baylor	12/1/12
21	at S. Carolina	3/1/14
21	Columbia	12/10/14

FEWEST OFFENSIVE REBOUNDS

Rebs.	Opp.	Date
3	at S. Carolina	1/24/14
5	Georgia	1/29/11
5	Mississippi State	2/15/11
5	Alabama	1/31/15
5	Georgia	2/3/15
6	at Florida	2/5/11
6	vs. Princeton	3/17/11
6	Tennessee	1/31/12
6	vs. Louisville	3/31/12
6	at Florida	3/8/14
6	vs. Wisconsin	4/4/15
6	Vanderbilt	1/23/16
6	at Kansas	1/30/16
6	at Texas A&M	2/20/16

MOST DEFENSIVE REBOUNDS

Rebs.	Opp.	Date
39	E. Michigan	1/2/13
39	Robert Morris	11/17/13
38	vs. Cleveland St.	11/24/09
38	EKU	12/7/14
38	vs. Hampton	3/19/15
37	Arkansas	1/23/10
37	Louisville	12/31/11
37	at Texas A&M	1/10/15
36	Marist	11/11/11
36	Radford	11/23/11
36	at Florida	3/1/16

FEWEST DEFENSIVE REBOUNDS

Rebs.	Opp.	Date
9	at Tennessee	2/16/13
13	North Carolina	12/13/14
15	at Alabama	1/18/11
15	vs. Baylor	12/6/13
16	vs. UConn	11/24/10
16	at Auburn	1/11/12
16	Texas A&M	1/12/13
16	Alabama	1/31/15
16	vs. Wisconsin	4/4/15

PLAYER BIOS

Skal Labissiere • 6-11 • 225 • Freshman • Forward

Port-au-Prince, Haiti (Lausanne Collegiate School)



Notes

- Blocked a career-high-tying six shots, and added 12 points in his NCAA Tournament debut
- Six blocks is the most by any Wildcat this season and tied for the second-most in an NCAA Tourney game
- Named SEC Co-Freshman of the Week twice this season (Nov. 16, 2015 and March 7, 2016)
- Started the final seven games and scored in double figures in three of those games
- Bettered his career high in rebounds at Florida (eight) and at home vs. LSU (nine)
- Blocked a career-high six shots in the regular-season finale vs. LSU
- John Calipari on Labissiere's finish to the regular season: "He's beginning to be the best he can be"
- Averaged 1.6 blocks per game, tied for seventh most in the SEC
- His 18 points in the first half vs. NJIT are tied for the fourth-most points by a UK player in the first half in the Coach Calipari era

Did You Know ...

Skal can speak three languages fluently – French, Creole and English. He did not speak English before moving to the United States.

Skal Labissiere's 2015-16 Game-by-Game Stats

Opponent	Date	gs	min	Total		3-Pointers		Free throws		Rebounds				pf	a	t/o	blk	stl	pts	avg	
				fg-fga	pct	3fg-fga	pct	ft-fga	pct	off	def	tot	avg								
ALBANY	11/13/15	*	30	3-5	.600	0-0	.000	3-4	.750	1	4	5	5.0	2	0	3	4	0	9	9.0	
NJIT	11/14/15	*	21	10-12	.833	0-0	.000	6-6	1.000	3	2	5	5.0	3	0	3	2	1	26	17.5	
vs #5/4 Duke	11/17/15	*	13	3-5	.600	0-0	.000	1-2	.500	2	2	4	4.7	5	1	2	1	0	7	14.0	
WRIGHT STATE	11/20/15	*	24	6-12	.500	0-0	.000	1-5	.200	2	1	3	4.3	4	0	1	1	0	13	13.8	
BOSTON U.	11/24/15	*	29	7-13	.538	0-0	.000	2-5	.400	2	5	7	4.8	3	0	2	3	1	16	14.2	
vs USF	11/27/15	*	29	5-8	.625	0-0	.000	7-8	.875	0	4	4	4.7	3	2	0	3	1	17	14.7	
ILLINOIS STATE	11/30/15	*	16	0-1	.000	0-0	.000	2-2	1.000	0	2	2	4.3	3	0	1	1	0	2	12.9	
at UCLA	12/03/15	*	16	2-3	.667	0-0	.000	2-2	1.000	0	1	1	3.9	4	0	1	2	0	6	12.0	
EKU	12/9/15	*	25	3-6	.500	0-0	.000	4-4	1.000	2	2	4	3.9	3	2	3	3	0	10	11.8	
ARIZONA STATE	12/12/15	*	13	0-2	.000	0-0	.000	0-0	.000	0	0	0	3.5	5	0	1	1	0	0	10.6	
vs Ohio State	12/19/15	*	21	1-7	.143	0-0	.000	0-0	.000	1	4	5	3.6	1	0	0	2	0	2	9.8	
#16/15 LOUISVILLE	12/26/15		10	0-3	.000	0-0	.000	2-2	1.000	1	2	3	3.6	2	0	0	0	1	2	9.2	
OLE MISS	01/02/16		14	4-7	.571	0-0	.000	1-2	.500	3	0	3	3.5	5	0	0	0	0	9	9.2	
at LSU	01/05/16		16	1-3	.333	0-0	.000	1-2	.500	1	1	2	3.4	2	0	1	0	0	3	8.7	
at Alabama	1/9/16		4	0-1	.000	0-0	.000	0-0	.000	0	1	1	3.3	3	0	0	1	0	0	8.1	
MISSISSIPPI STATE	01/12/16		14	2-3	.667	0-0	.000	1-2	.500	1	3	4	3.3	1	0	1	1	0	5	7.9	
at Auburn	01/16/16		8	2-3	.667	0-0	.000	0-0	.000	0	2	2	3.2	3	0	1	1	0	4	7.7	
at Arkansas	01/21/16		20	4-10	.400	0-0	.000	3-4	.750	2	1	3	3.2	4	0	0	3	1	11	7.9	
VANDERBILT	01/23/16		4	0-1	.000	0-1	.000	0-0	.000	0	0	0	3.1	2	0	0	0	0	0	7.5	
MISSOURI	01/27/16		18	6-8	.750	0-0	.000	0-1	.000	0	0	0	2.9	1	0	2	5	1	12	7.7	
at #4/3 Kansas	01/30/16		14	2-3	.667	0-0	.000	0-0	.000	0	0	0	2.8	5	0	1	1	0	4	7.5	
at Tennessee	02/02/16		11	1-2	.500	0-0	.000	0-0	.000	0	2	2	2.7	2	1	1	3	0	2	7.3	
FLORIDA	02/06/16		15	1-3	.333	0-0	.000	0-0	.000	1	2	3	2.7	4	0	3	1	0	2	7.0	
GEORGIA	02/09/16		18	3-9	.333	0-1	.000	0-0	.000	4	3	7	2.9	5	0	0	1	0	6	7.0	
at RV/#20 South Carolina	2/13/16		16	2-4	.500	0-0	.000	0-0	.000	1	0	1	2.8	4	0	1	1	1	4	6.9	
TENNESSEE	02/18/16		14	2-6	.333	0-0	.000	0-0	.000	1	3	4	2.9	3	1	1	0	0	4	6.8	
at RV/#24 Texas A&M	02/20/16		9	1-1	1.000	0-0	.000	1-2	.500	1	2	3	2.9	2	0	0	1	0	3	6.6	
ALABAMA	02/23/16		9	1-3	.333	0-0	.000	0-0	.000	0	2	2	2.9	1	0	0	1	0	2	6.5	
at Vanderbilt	02/27/16		8	0-1	.000	0-0	.000	0-0	.000	0	1	1	2.8	4	0	0	1	0	0	6.2	
at Florida	3/1/16	*	15	5-10	.500	0-0	.000	1-4	.250	3	5	8	3.0	4	0	1	1	1	11	6.4	
LSU	03/05/16	*	25	8-10	.800	0-0	.000	2-3	.667	2	7	9	3.2	1	2	2	6	0	18	6.8	
vs Alabama	03/11/16	*	18	3-6	.500	0-0	.000	1-2	.500	1	4	5	3.2	2	0	0	0	0	7	6.8	
vs Georgia	03/12/16	*	4	1-1	1.000	0-0	.000	0-0	.000	0	0	0	3.1	3	0	0	0	0	2	6.6	
vs #17/17 Texas A&M	03/13/16	*	8	1-2	.500	0-0	.000	0-0	.000	0	1	1	3.1	3	1	0	2	0	2	6.5	
vs Stony Brook	03-17-16	*	23	6-10	.600	0-0	.000	0-0	.000	0	4	4	3.1	3	1	0	6	1	12	6.7	
vs #14/12 Indiana	03-19-16	*	15	2-6	.333	0-0	.000	0-0	.000	0	5	5	3.1	3	0	1	0	0	4	6.6	
Totals			18	567	98-190	.516	0-2	.000	41-62	.661	35	78	113	3.1	108	11	33	59	9	237	6.6

2015-16 Averages

Games played	36
Minutes/game	15.8
Points/game	6.6
FG Pct	51.6
3FG Pct	0.0
FT Pct	66.1
Rebounds/game	3.1
Assists/game	0.3
Turnovers/game	0.9
Assist/turnover ratio	0.3
Steals/game	0.3
Blocks/game	1.6

Season Highs

Points	26 vs. NJIT (11/14/15)
FG Made	10 vs. NJIT (11/14/15)
FG Attempts	13 vs. BOSTON (11/24/15)
FG Pct (min. 5)	.833 (10-12) vs. NJIT (11/14/15)
3FG Attempts	.1, twice, last vs. GEORGIA (2/9/16)
FT Made	7 vs. USF (11/27/15)
FT Attempts	8 vs. USF (11/27/15)
FT Pct (min. 3)	1.000, 2x, last (4-4) vs. EKU (12/9/15)
Rebounds	9 vs. LSU (3/5/16)
Assists	2, 3x, last vs. LSU (3/5/16)
Steals	1, 9x, last vs. Stony Brook (3/18/16)
Blocks	6, twice, last vs. Stony Brook (3/18/16)
Minutes	30 vs. vs. ALBANY (11/13/15)

Career Highs

Points	26 vs. NJIT (11/14/15)
FG Made	10 vs. NJIT (11/14/15)
FG Attempts	13 vs. BOSTON (11/24/15)
FG Pct (min. 5)	.833 (10-12) vs. NJIT (11/14/15)
3FG Attempts	.1, twice, last vs. GEORGIA (2/9/16)
FT Made	7 vs. USF (11/27/15)
FT Attempts	8 vs. USF (11/27/15)
FT Pct (min. 3)	1.000, 2x, last (4-4) vs. EKU (12/9/15)
Rebounds	9 vs. LSU (3/5/16)
Assists	2, 3x, last vs. LSU (3/5/16)
Steals	1, 9x, last vs. Stony Brook (3/18/16)
Blocks	6, twice, last vs. Stony Brook (3/18/16)
Minutes	30 vs. vs. ALBANY (11/13/15)

Skal Labissiere's Career Stats

Year	GP-GS	Min-Avg	FG-FGA	Pct	3FG-FGA	Pct	FT-FTA	Pct	Off-Def-Tot-Avg	PF-FO	Ast	TO	Blk	Stl	Pts	Avg
2015-16	36-18	567-15.8	98-190	.516	0-2	.000	41-62	.661	35-78-113-3.1	108-5	11	33	59	9	237	6.6
TOTAL	36-18	567-15.8	98-190	.516	0-2	.000	41-62	.661	35-78-113-3.1	108-5	11	33	59	9	237	6.6

PLAYER BIOS

Jonny David • 6-2 • 175 • Freshman • Guard

Pittsburgh (Mt. Lebanon)



Notes

- Scored his first career points at the free throw line in the final minute of the USF game
- Saw his first action of his career late in the game vs. NJIT
- Averaged 18.5 points per game as a senior in high school
- An all-state performer and a 1,000-point scorer at Mt. Lebanon

Did You Know ...

His father, Joseph, was his high school coach. Joseph was also one of John Calipari's first players while an assistant coach at Pittsburgh.

Jonny David's 2015-16 Game-by-Game Stats

Opponent	Date	qs	min	Total		3-Pointers		Free throws		Rebounds				pf	a	t/o	blk	stl	pts	avg
				fg-fga	pct	3fg-fga	pct	ft-fga	pct	off	def	tot	avg							
ALBANY	11/13/15		dnp	-	-	-	-	-	-	-	-	-	-	-	-	-	-	-	-	-
NJIT	11/14/15	2		0-0	.000	0-0	.000	0-0	.000	0	0	0	0.0	0	0	0	0	0	0	0.0
vs #5/4 Duke	11/17/15		dnp	-	-	-	-	-	-	-	-	-	-	-	-	-	-	-	-	-
WRIGHT STATE	11/20/15		dnp	-	-	-	-	-	-	-	-	-	-	-	-	-	-	-	-	-
BOSTON U.	11/24/15	1		0-0	.000	0-0	.000	0-0	.000	0	0	0	0.0	0	0	0	0	0	0	0.0
vs USF	11/27/15	1		0-0	.000	0-0	.000	2-2	1.000	0	0	0	0.0	0	0	0	0	0	2	0.7
ILLINOIS STATE	11/30/15		dnp	-	-	-	-	-	-	-	-	-	-	-	-	-	-	-	-	-
at UCLA	12/03/15		dnp	-	-	-	-	-	-	-	-	-	-	-	-	-	-	-	-	-
EKU	12/9/15		dnp	-	-	-	-	-	-	-	-	-	-	-	-	-	-	-	-	-
ARIZONA STATE	12/12/15	1		0-1	.000	0-1	.000	0-0	.000	0	0	0	0.0	0	0	1	0	0	0	0.5
vs Ohio State	12/19/15		dnp	-	-	-	-	-	-	-	-	-	-	-	-	-	-	-	-	-
#16/15 LOUISVILLE	12/26/15		dnp	-	-	-	-	-	-	-	-	-	-	-	-	-	-	-	-	-
OLE MISS	01/02/16		dnp	-	-	-	-	-	-	-	-	-	-	-	-	-	-	-	-	-
at LSU	01/05/16		dnp	-	-	-	-	-	-	-	-	-	-	-	-	-	-	-	-	-
at Alabama	1/9/16		dnp	-	-	-	-	-	-	-	-	-	-	-	-	-	-	-	-	-
MISSISSIPPI STATE	01/12/16		dnp	-	-	-	-	-	-	-	-	-	-	-	-	-	-	-	-	-
at Auburn	01/16/16	0		0-0	.000	0-0	.000	0-0	.000	0	0	0	0.0	0	0	0	0	0	0	0.4
at Arkansas	01/21/16	0		0-0	.000	0-0	.000	0-0	.000	0	0	0	0.0	0	0	0	0	0	0	0.3
VANDERBILT	01/23/16		dnp	-	-	-	-	-	-	-	-	-	-	-	-	-	-	-	-	-
MISSOURI	01/27/16	1		0-1	.000	0-1	.000	0-0	.000	0	0	0	0.0	1	0	0	0	0	0	0.3
at #4/3 Kansas	01/30/16		dnp	-	-	-	-	-	-	-	-	-	-	-	-	-	-	-	-	-
at Tennessee	02/02/16		dnp	-	-	-	-	-	-	-	-	-	-	-	-	-	-	-	-	-
FLORIDA	02/06/16		dnp	-	-	-	-	-	-	-	-	-	-	-	-	-	-	-	-	-
GEORGIA	02/09/16	2		0-0	.000	0-0	.000	0-0	.000	0	0	0	0.0	0	0	0	0	0	0	0.3
at RV/#20 South Carolina	2/13/16		dnp	-	-	-	-	-	-	-	-	-	-	-	-	-	-	-	-	-
TENNESSEE	02/18/16	1		0-0	.000	0-0	.000	0-0	.000	0	0	0	0.0	0	0	0	0	0	0	0.2
at RV/#24 Texas A&M	02/20/16		dnp	-	-	-	-	-	-	-	-	-	-	-	-	-	-	-	-	-
ALABAMA	02/23/16		dnp	-	-	-	-	-	-	-	-	-	-	-	-	-	-	-	-	-
at Vanderbilt	02/27/16	1		0-0	.000	0-0	.000	0-0	.000	0	0	0	0.0	0	0	0	0	0	0	0.2
at Florida	3/1/16		dnp	-	-	-	-	-	-	-	-	-	-	-	-	-	-	-	-	-
LSU	03/05/16		dnp	-	-	-	-	-	-	-	-	-	-	-	-	-	-	-	-	-
vs Alabama	03/11/16		dnp	-	-	-	-	-	-	-	-	-	-	-	-	-	-	-	-	-
vs Georgia	03/12/16		dnp	-	-	-	-	-	-	-	-	-	-	-	-	-	-	-	-	-
vs #17/17 Texas A&M	03/13/16		dnp	-	-	-	-	-	-	-	-	-	-	-	-	-	-	-	-	-
vs Stony Brook	03-17-16	1		0-0	.000	0-0	.000	0-0	.000	0	0	0	0.0	0	0	0	0	0	0	0.2
vs #14/12 Indiana	03-19-16		dnp	-	-	-	-	-	-	-	-	-	-	-	-	-	-	-	-	-
Totals		0	11	0-2	.000	0-2	.000	2-2	1.000	0	0	0	0.0	1	0	1	0	0	2	0.2

2015-16 Averages

Games played	11
Minutes/game	1.0
Points/game	0.2
FG Pct	0.0
3FG Pct	0.0
FT Pct	100.0
Turnovers/game	0.1

Season Highs

Points	2 vs. USF (11/27/15)
FG Atts	1, twice, last vs. MISSOURI (1/27/16)
3-FG Atts	1, twice, last vs. MISSOURI (1/27/16)
FTs Made	2 vs. USF (11/27/15)
FTs Atts	2 vs. USF (11/27/15)
Minutes	2, twice, last vs. GEORGIA (2/9/16)

Career Highs

Points	2 vs. USF (11/27/15)
FG Atts	1, twice, last vs. MISSOURI (1/27/16)
3-FG Atts	1, twice, last vs. MISSOURI (1/27/16)
FTs Made	2 vs. USF (11/27/15)
FTs Atts	2 vs. USF (11/27/15)
Minutes	2, twice, last vs. GEORGIA (2/9/16)

Jonny David's Career Stats

Year	GP-GS	Min-Avg	FG-FGA	Pct	3FG-FGA	Pct	FT-FTA	Pct	Off-Def-Tot-Avg	PF-FO	Ast	TO	Blk	Stl	Pts	Avg
2015-16	11-0	11-1.0	0-2	.000	0-2	.000	2-2	1.000	0-0-0-0.0	1-0	0	1	0	0	2	0.2
TOTAL	11-0	11-1.0	0-2	.000	0-2	.000	2-2	1.000	0-0-0-0.0	1-0	0	1	0	0	2	0.2

PLAYER BIOS

Mychal Mulder • 6-4 • 185 • Junior • Guard
Windsor, Ontario (Vincennes University)



Notes

- Had career highs with five points and eight rebounds at LSU
 - Made his first career 3-pointer at LSU
- Played an average of 10.5 minutes per game over a four-game stretch in mid-January after playing seven or less in each of the the opening 13 games
- Averaged 15.7 points and 6.4 rebounds per game while connecting on 46.3 percent of his field goals from 3-point range as a sophomore at Vincennes
- A junior college All-American

Did You Know ...

Mychal says the best gift he has ever received in his lifetime was the offer to play basketball at UK.

Mychal Mulder's 2015-16 Game-by-Game Stats

Opponent	Date	gs	min	Total		3-Pointers		Free throws		Rebounds				pts	avg					
				fg-fga	pct	3fg-fga	pct	ft-fa	pct	off	def	tot	avg							
ALBANY	11/13/15	2	1-1	1.000	0-0	.000	0-0	.000	0	0	0	0.0	0	0	0	2	2.0			
NJIT	11/14/15	3	0-0	.000	0-0	.000	0-0	.000	0	2	2	1.0	0	1	0	0	1.0			
vs #5/4 Duke	11/17/15	dnp	-	-	-	-	-	-	-	-	-	-	-	-	-	-	-			
WRIGHT STATE	11/20/15	4	0-0	.000	0-0	.000	0-0	.000	0	2	2	1.3	1	1	0	0	0.7			
BOSTON U.	11/24/15	1	0-0	.000	0-0	.000	0-0	.000	0	0	0	1.0	0	0	0	0	0.5			
vs USF	11/27/15	4	0-1	.000	0-1	.000	0-0	.000	0	0	0	0.8	0	0	0	0	0.4			
ILLINOIS STATE	11/30/15	2	0-0	.000	0-0	.000	0-0	.000	0	0	0	0.7	0	0	0	0	0.3			
at UCLA	12/03/15	dnp	-	-	-	-	-	-	-	-	-	-	-	-	-	-	-			
EKU	12/9/15	dnp	-	-	-	-	-	-	-	-	-	-	-	-	-	-	-			
ARIZONA STATE	12/12/15	7	0-1	.000	0-1	.000	0-0	.000	2	0	2	0.9	0	1	0	0	0.3			
vs Ohio State	12/19/15	4	0-1	.000	0-1	.000	0-0	.000	1	0	1	0.9	0	1	0	0	0.3			
#16/15 LOUISVILLE	12/26/15	1	0-0	.000	0-0	.000	0-0	.000	0	0	0	0.8	0	0	0	0	0.2			
OLE MISS	01/02/16	dnp	-	-	-	-	-	-	-	-	-	-	-	-	-	-	-			
at LSU	01/05/16	14	1-4	.250	1-2	.500	2-2	1.000	3	5	8	1.5	0	0	0	5	0.7			
at Alabama	1/9/16	11	1-4	.250	1-2	.500	0-0	.000	2	2	4	1.7	2	0	1	0	3	0.9		
MISSISSIPPI STATE	01/12/16	10	1-5	.200	0-3	.000	0-0	.000	0	0	0	1.6	0	2	0	1	2	1.0		
at Auburn	01/16/16	7	0-0	.000	0-0	.000	0-0	.000	0	3	3	1.7	0	0	0	0	0.9			
at Arkansas	01/21/16	2	0-0	.000	0-0	.000	0-0	.000	0	1	1	1.6	0	0	1	0	0.9			
VANDERBILT	01/23/16	dnp	-	-	-	-	-	-	-	-	-	-	-	-	-	-	-			
MISSOURI	01/27/16	4	0-0	.000	0-0	.000	0-0	.000	0	0	0	1.5	2	0	0	0	0.8			
at #4/3 Kansas	01/30/16	dnp	-	-	-	-	-	-	-	-	-	-	-	-	-	-	-			
at Tennessee	02/02/16	dnp	-	-	-	-	-	-	-	-	-	-	-	-	-	-	-			
FLORIDA	02/06/16	0	0-0	.000	0-0	.000	0-0	.000	0	0	0	1.4	0	0	0	0	0.8			
GEORGIA	02/09/16	3	0-0	.000	0-0	.000	0-0	.000	0	1	1	1.4	0	0	0	0	0.7			
at RV/#20 South Carolina	2/13/16	dnp	-	-	-	-	-	-	-	-	-	-	-	-	-	-	-			
TENNESSEE	02/18/16	1	0-0	.000	0-0	.000	0-0	.000	0	0	0	1.3	0	0	0	0	0.7			
at RV/#24 Texas A&M	02/20/16	dnp	-	-	-	-	-	-	-	-	-	-	-	-	-	-	-			
ALABAMA	02/23/16	2	0-1	.000	0-0	.000	0-0	.000	1	0	1	1.3	0	0	0	0	0.6			
at Vanderbilt	02/27/16	1	0-1	.000	0-1	.000	0-0	.000	0	1	1	1.3	0	0	0	0	0.6			
at Florida	3/1/16	dnp	-	-	-	-	-	-	-	-	-	-	-	-	-	-	-			
LSU	03/05/16	2	0-0	.000	0-0	.000	0-0	.000	0	0	0	1.2	0	0	0	0	0.6			
vs Alabama	03/11/16	2	0-0	.000	0-0	.000	0-0	.000	0	0	0	1.2	0	1	0	0	0.5			
vs Georgia	03/12/16	1	0-0	.000	0-0	.000	0-0	.000	0	0	0	1.1	1	0	0	0	0.5			
vs #17/17 Texas A&M	03/13/16	dnp	-	-	-	-	-	-	-	-	-	-	-	-	-	-	-			
vs Stony Brook	03-17-16	2	0-1	.000	0-1	.000	0-0	.000	0	1	1	1.1	0	1	0	0	0.5			
vs #14/12 Indiana	03-19-16	dnp	-	-	-	-	-	-	-	-	-	-	-	-	-	-	-			
Totals		0	90	4-20	.200	2-12	.167	2-2	1.000	9	18	27	1.1	6	8	2	0	1	12	0.5

2015-16 Averages

Games played	24
Minutes/game	3.8
Points/game	0.5
FG Pct	20.0
3FG Pct	16.7
FT Pct	100.0
Rebounds/game	1.1
Assists/game	0.3
Turnovers/game	0.1
Assist/turnover ratio	4.0
Steals/game	0.0

Season Highs

Points	5 at LSU (1/5/16)
FG Made	1, 4x, last vs. MISSISSIPPI ST. (1/12/16)
FG Attempts	5 vs. MISSISSIPPI ST. (1/12/16)
3FG Made	1, twice, last at Alabama (1/9/16)
3FG Atts	3 vs. MISSISSIPPI ST. (1/12/16)
FTs Made	2 at LSU (1/5/16)
FTs Atts	2 at LSU (1/5/16)
Rebounds	8 at LSU (1/5/16)
Assists	2 vs. MISSISSIPPI ST. (1/12/16)
Steals	1 vs. MISSISSIPPI ST. (1/12/16)
Blocks	-
Minutes	14 at LSU (1/5/16)

Career Highs

Points	5 at LSU (1/5/16)
FG Made	1, 4x, last vs. MISSISSIPPI ST. (1/12/16)
FG Attempts	5 vs. MISSISSIPPI ST. (1/12/16)
3FG Made	1, twice, last at Alabama (1/9/16)
3FG Atts	3 vs. MISSISSIPPI ST. (1/12/16)
FTs Made	2 at LSU (1/5/16)
FTs Atts	2 at LSU (1/5/16)
Rebounds	8 at LSU (1/5/16)
Assists	2 vs. MISSISSIPPI ST. (1/12/16)
Steals	1 vs. MISSISSIPPI ST. (1/12/16)
Blocks	-
Minutes	14 at LSU (1/5/16)

Mychal Mulder's Career Stats

Year	GP-GS	Min-Avg	FG-FGA	Pct	3FG-FGA	Pct	FT-FTA	Pct	Off-Def-Tot-Avg	PF-FO	Ast	TO	Blk	Stl	Pts	Avg
2015-16	24-0	90-3.8	4-20	.200	2-12	.167	2-2	1.000	9-18-27-1.1	6-0	8	2	0	1	12	0.5
TOTAL	24-0	90-3.8	4-20	.200	2-12	.167	2-2	1.000	9-18-27-1.1	6-0	8	2	0	1	12	0.5

PLAYER BIOS

Isaiah Briscoe • 6-3 • 202 • Freshman • Guard
 Newark, N.J. (Roselle Catholic)



Notes

- Reached double-figure scoring in 19 games, third most on the team
- Notched a double-double in his first NCAA Tournament game with 13 points and 11 rebounds. It was his second of the year but first since his season opener
- Dished out three or more assists 20 times
- Averaged 5.3 rebounds a game, ranking No. 3 on UK overall and tops on the team among guards
- Scored a career-high 20 points at UCLA on 7-of-10 shooting and was named the SEC Freshman of the Week on Dec. 7 after pouring in 38 points to lead the Wildcats in two games
- Considered one of the best on-ball defenders in the country
- Averaged 32.2 minutes per game, ninth most in the SEC
- High school All-American by Parade Magazine, USA Today and a McDonald's All-American
- USA Basketball U19 Team selection

Did You Know ...

Basketball is a part of Isaiah's family. His cousin is Cleveland Cavalier Kyrie Irving, and his older sister, Ilesha, played at Syracuse.

Isaiah Briscoe's 2015-16 Game-by-Game Stats

Opponent	Date	qs	min	Total		3-Pointers		Free throws		Rebounds				pf	a	t/o	blk	stl	pts	avg	
				fg-fga	pct	3fg-fga	pct	ft-fa	pct	off	def	tot	avg								
ALBANY	11/13/15		dnp	-	-	-	-	-	-	-	-	-	-	-	-	-	-	-	-	-	
NJIT	11/14/15		29	5-11	.455	1-4	.250	0-0	.000	1	11	12	12.0	1	2	4	0	2	11	11.0	
vs #5/4 Duke	11/17/15	*	31	5-8	.625	1-1	1.000	1-3	.333	0	3	3	7.5	1	1	1	0	2	12	11.5	
WRIGHT STATE	11/20/15	*	35	7-11	.636	0-2	.000	1-5	.200	0	3	3	6.0	3	2	3	0	0	15	12.7	
BOSTON U.	11/24/15	*	35	4-10	.400	0-1	.000	3-7	.429	3	4	7	6.3	2	5	1	1	3	11	12.3	
vs USF	11/27/15	*	27	3-9	.333	0-1	.000	0-1	.000	0	6	6	6.2	3	7	3	0	2	6	11.0	
ILLINOIS STATE	11/30/15	*	27	7-13	.538	0-2	.000	4-7	.571	1	6	7	6.3	5	3	5	1	1	18	12.2	
at UCLA	12/03/15	*	27	7-10	.700	1-2	.500	5-8	.625	1	1	2	5.7	4	1	1	0	0	20	13.3	
EKU	12/9/15	*	26	5-9	.556	0-0	.000	0-3	.000	2	4	6	5.8	4	1	1	0	2	10	12.9	
ARIZONA STATE	12/12/15	*	32	4-9	.444	1-3	.333	0-2	.000	0	4	4	5.6	3	2	4	0	2	9	12.4	
vs Ohio State	12/19/15	*	35	1-9	.111	0-1	.000	1-4	.250	2	4	6	5.6	2	7	2	0	1	3	11.5	
#16/15 LOUISVILLE	12/26/15		dnp	-	-	-	-	-	-	-	-	-	-	-	-	-	-	-	-	-	
OLE MISS	01/02/16	*	35	2-8	.250	0-2	.000	2-4	.500	2	3	5	5.5	3	3	1	0	4	6	11.0	
at LSU	01/05/16	*	30	2-6	.333	0-2	.000	1-7	.143	1	5	6	5.6	4	0	3	1	1	5	10.5	
at Alabama	1/9/16	*	36	6-10	.600	0-1	.000	0-2	.000	1	4	5	5.5	1	4	1	0	0	12	10.6	
MISSISSIPPI STATE	01/12/16	*	36	7-9	.778	0-0	.000	0-1	.000	2	2	4	5.4	4	5	1	0	1	14	10.9	
at Auburn	01/16/16	*	31	3-12	.250	0-0	.000	2-4	.500	2	1	3	5.3	4	1	4	0	2	8	10.7	
at Arkansas	01/21/16	*	29	1-7	.143	0-2	.000	0-0	.000	3	4	7	5.4	4	3	0	0	0	2	10.1	
VANDERBILT	01/23/16	*	36	3-8	.375	0-1	.000	0-0	.000	0	4	4	5.3	3	4	2	0	0	6	9.9	
MISSOURI	01/27/16	*	33	5-9	.556	0-0	.000	5-6	.833	2	4	6	5.3	2	6	0	0	2	15	10.2	
at #4/3 Kansas	01/30/16	*	38	3-9	.333	0-1	.000	6-12	.500	1	3	4	5.3	4	5	3	1	0	12	10.3	
at Tennessee	02/02/16	*	30	5-10	.500	0-0	.000	0-1	.000	4	4	8	5.4	4	3	1	0	0	10	10.3	
FLORIDA	02/06/16	*	34	1-6	.167	0-1	.000	1-2	.500	1	1	2	5.2	3	6	1	0	0	3	9.9	
GEORGIA	02/09/16	*	23	2-6	.333	0-0	.000	3-8	.375	0	3	3	5.1	2	4	2	0	1	7	9.8	
at RV/#20 South Carolina	2/13/16	*	31	4-8	.500	0-1	.000	2-3	.667	1	4	5	5.1	3	3	5	0	1	10	9.8	
TENNESSEE	02/18/16	*	36	2-10	.200	0-3	.000	1-4	.250	2	8	10	5.3	3	1	0	0	0	5	9.6	
at RV/#24 Texas A&M	02/20/16	*	41	5-12	.417	1-1	1.000	0-0	.000	1	5	6	5.4	4	3	2	0	0	11	9.6	
ALABAMA	02/23/16	*	33	4-11	.364	0-1	.000	2-3	.667	1	3	4	5.3	2	1	0	0	1	10	9.7	
at Vanderbilt	02/27/16	*	34	4-8	.500	0-3	.000	0-4	.000	1	3	4	5.3	2	2	0	0	0	8	9.6	
at Florida	3/1/16	*	32	4-7	.571	0-0	.000	5-6	.833	2	1	3	5.2	5	3	0	0	0	13	9.7	
LSU	03/05/16	*	33	4-14	.286	0-0	.000	0-0	.000	3	3	6	5.2	2	3	2	0	2	8	9.7	
vs Alabama	03/11/16	*	31	1-5	.200	0-0	.000	2-5	.400	1	3	4	5.2	1	6	1	0	0	4	9.5	
vs Georgia	03/12/16	*	28	4-8	.500	0-1	.000	4-5	.800	3	4	7	5.2	1	2	3	0	1	12	9.5	
vs #17/17 Texas A&M	03/13/16	*	41	5-8	.625	0-0	.000	0-1	.000	1	4	5	5.2	3	6	2	0	2	10	9.6	
vs Stony Brook	03-17-16	*	30	5-8	.625	0-0	.000	3-3	1.000	3	8	11	5.4	0	1	4	1	1	13	9.7	
vs #14/12 Indiana	03-19-16	*	29	2-3	.667	0-0	.000	3-3	1.000	1	2	3	5.3	4	1	3	0	1	7	9.6	
Totals			33	1094	132-301	.439	5-37	.135	57-124	.460	49	132	181	5.3	96	107	66	5	35	326	9.6

2015-16 Averages

Games played.....	34
Minutes/game.....	32.2
Points/game.....	9.6
FG Pct.....	43.9
3FG Pct.....	13.5
FT Pct.....	46.0
Rebounds/game.....	5.3
Assists/game.....	3.1
Turnovers/game.....	1.9
Assist/turnover ratio.....	1.6
Steals/game.....	1.0
Blocks/game.....	0.1

Season Highs

Points..... 20 at UCLA (12/3/15)
 FG Made.. 7, 4x, last vs. MISSISSIPPI ST. (1/12/16)
 FG Attempts..... 14 vs. LSU (3/5/16)
 FG Pct (min. 5)... .778 (7-9) vs. MISSISSIPPI ST. (1/12/16)
 3FG Made..... 1, 5x, last at Texas A&M (2/20/16)
 3FG Attempts..... 4 vs. NJIT (11/14/15)
 FT Made..... 6 at Kansas (1/30/16)
 FT Atts..... 12 at Kansas (1/30/16)
 FT Pct (min. 3) .1.000, 2x, last (3-3) vs. Indiana (3/19/16)
 Rebounds..... 12 vs. NJIT (11/14/15)
 Assists..... 7, twice, last vs. Ohio St. (12/19/15)
 Steals..... 4 vs. OLE MISS (1/2/16)
 Blocks..... 1, 5x, last vs. Stony Brook (3/17/16)
 Minutes.. 41, twice, last vs. Texas A&M (3/13/16)

Career Highs

Points..... 20 at UCLA (12/3/15)
 FG Made.. 7, 4x, last vs. MISSISSIPPI ST. (1/12/16)
 FG Attempts..... 14 vs. LSU (3/5/16)
 FG Pct (min. 5)... .778 (7-9) vs. MISSISSIPPI ST. (1/12/16)
 3FG Made..... 1, 5x, last at Texas A&M (2/20/16)
 3FG Attempts..... 4 vs. NJIT (11/14/15)
 FT Made..... 6 at Kansas (1/30/16)
 FT Atts..... 12 at Kansas (1/30/16)
 FT Pct (min. 3) .1.000, 2x, last (3-3) vs. Indiana (3/19/16)
 Rebounds..... 12 vs. NJIT (11/14/15)
 Assists..... 7, twice, last vs. Ohio St. (12/19/15)
 Steals..... 4 vs. OLE MISS (1/2/16)
 Blocks..... 1, 5x, last vs. Stony Brook (3/17/16)
 Minutes.. 41, twice, last vs. Texas A&M (3/13/16)

Isaiah Briscoe's Career Stats

Year	GP-GS	Min-Avg	FG-FGA	Pct	3FG-FGA	Pct	FT-FTA	Pct	Off-Def-Tot-Avg	PF-FO	Ast	TO	Blk	Stl	Pts	Avg
2015-16	34-33	1094-32.2	132-301	.439	5-37	.135	57-124	.460	49-132-181-5.3	96-2	107	66	5	35	326	9.6
TOTAL	34-33	1094-32.2	132-301	.439	5-37	.135	57-124	.460	49-132-181-5.3	96-2	107	66	5	35	326	9.6

PLAYER BIOS

Tai Wynyard • 6-10 • 255 • Freshman • Forward

Auckland, New Zealand (Rangitoto College)

WYNYARD
14



Notes

- Mid-year enrollee who joined the Wildcats on Dec. 17
- Became eligible for the Ohio State game on Dec. 18
- Made the New Zealand National Team at 16 years old, the youngest player ever to make the team
- Named the MVP of the FIBA 3-on-3 World Championships after leading New Zealand to the gold medal
- Played in the Nike Hoop Summit and the International Jordan Brand Classic

Did You Know ...

Tai's father, Jason, is a world-champion lumberjack and owns more than 150 individual world titles.

Tai Wynyard's 2015-16 Game-by-Game Stats

2015-16 Averages

Season Highs

Career Highs

Tai Wynyard's Career Stats

Year	GP-GS	Min-Avg	FG-FGA	Pct	3FG-FGA	Pct	FT-FTA	Pct	Off-Def-Tot-Avg	PF-FO	Ast	TO	Blk	Stl	Pts	Avg
2015-16	-	-	-	-	-	-	-	-	-	-	-	-	-	-	-	-
TOTAL	-	-	-	-	-	-	-	-	-	-	-	-	-	-	-	-

PLAYER BIOS

Isaac Humphries • 7-0 • 260 • Freshman • Forward

Sydney, Australia (La Lumiere School)



Notes

- Posted career highs in points (six) and rebounds (12) at Texas A&M
- After the Tennessee (Feb. 18) game Calipari said of Humphries: "He just fights. He goes after balls, and that's all you want guys to do ... he waited a long time to get his opportunity. Now he's got an opportunity to play and he's taking advantage"
- Blocked a career-high four shots vs. Georgia
- Logged a career-high 27 minutes at UCLA, where he posted four points and a then-career-high six rebounds
- Did not play vs. Wright State and Boston University because of a left foot injury
- Gave UK 12 quality minutes in the win over Duke with two points, three rebounds and two blocks
- Reclassified to the 2015 class and joined the team in August
- Vital member of Australian U17 team that took silver at 2014 FIBA U17 World Championships

Did You Know ...

When Isaac needs to relax or de-stress he can be found in UK's Singletary Center playing the piano.

Isaac Humphries' 2015-16 Game-by-Game Stats

Opponent	Date	gs	min	Total		3-Pointers		Free throws		Rebounds				pf	a	t/o	blk	stl	pts	avg
				fg-fga	pct	3fg-fga	pct	ft-fga	pct	off	def	tot	avg							
ALBANY	11/13/15	7	0-1	.000	0-0	.000	4-4	1.000	0	2	2	2.0	0	0	1	0	0	4	4.0	
NIJT	11/14/15	6	2-4	.500	0-0	.000	1-2	.500	1	2	3	2.5	1	0	2	1	0	5	4.5	
vs #5/4 Duke	11/17/15	12	1-3	.333	0-0	.000	0-0	.000	2	1	3	2.7	3	1	1	2	0	2	3.7	
WRIGHT STATE	11/20/15	dnp	-	-	-	-	-	-	-	-	-	-	-	-	-	-	-	-	-	
BOSTON U.	11/24/15	dnp	-	-	-	-	-	-	-	-	-	-	-	-	-	-	-	-	-	
vs USF	11/27/15	11	1-3	.333	0-0	.000	0-0	.000	0	0	0	2.0	3	0	1	2	0	2	3.3	
ILLINOIS STATE	11/30/15	dnp	-	-	-	-	-	-	-	-	-	-	-	-	-	-	-	-	-	
at UCLA	12/03/15	27	1-2	.500	0-0	.000	2-4	.500	2	4	6	2.8	1	0	1	0	0	4	3.4	
EKU	12/9/15	dnp	-	-	-	-	-	-	-	-	-	-	-	-	-	-	-	-	-	
ARIZONA STATE	12/12/15	5	1-1	1.000	0-0	.000	1-1	1.000	1	0	1	2.5	3	0	0	0	0	3	3.3	
vs Ohio State	12/19/15	dnp	-	-	-	-	-	-	-	-	-	-	-	-	-	-	-	-	-	
#16/15 LOUISVILLE	12/26/15	dnp	-	-	-	-	-	-	-	-	-	-	-	-	-	-	-	-	-	
OLE MISS	01/02/16	1	0-1	.000	0-0	.000	0-0	.000	0	0	0	2.1	2	0	1	0	0	0	2.9	
at LSU	01/05/16	7	0-2	.000	0-0	.000	0-0	.000	0	1	1	2.0	3	0	0	0	0	0	2.5	
at Alabama	1/9/16	dnp	-	-	-	-	-	-	-	-	-	-	-	-	-	-	-	-	-	
MISSISSIPPI STATE	01/12/16	dnp	-	-	-	-	-	-	-	-	-	-	-	-	-	-	-	-	-	
at Auburn	01/16/16	dnp	-	-	-	-	-	-	-	-	-	-	-	-	-	-	-	-	-	
at Arkansas	01/21/16	1	0-0	.000	0-0	.000	0-0	.000	0	0	0	1.8	1	0	0	0	0	0	2.2	
VANDERBILT	01/23/16	dnp	-	-	-	-	-	-	-	-	-	-	-	-	-	-	-	-	-	
MISSOURI	01/27/16	7	0-0	.000	0-0	.000	0-0	.000	0	1	1	1.7	1	0	0	0	0	0	2.0	
at #4/3 Kansas	01/30/16	dnp	-	-	-	-	-	-	-	-	-	-	-	-	-	-	-	-	-	
at Tennessee	02/02/16	dnp	-	-	-	-	-	-	-	-	-	-	-	-	-	-	-	-	-	
FLORIDA	02/06/16	15	2-3	.667	0-0	.000	0-0	.000	3	3	6	2.1	3	0	0	2	0	4	2.2	
GEORGIA	02/09/16	14	0-1	.000	0-0	.000	0-0	.000	0	3	3	2.2	5	0	1	4	0	0	2.0	
at RV/#20 South Carolina	2/13/16	7	0-0	.000	0-0	.000	0-0	.000	0	1	1	2.1	4	0	0	0	0	0	1.8	
TENNESSEE	02/18/16	16	1-2	.500	0-0	.000	1-2	.500	4	2	6	2.4	4	0	1	2	0	3	1.9	
at RV/#24 Texas A&M	02/20/16	20	2-2	1.000	0-0	.000	2-2	1.000	2	10	12	3.0	5	0	0	2	1	6	2.2	
ALABAMA	02/23/16	* 21	2-5	.400	0-0	.000	0-0	.000	2	2	4	3.1	2	1	0	1	0	4	2.3	
at Vanderbilt	02/27/16	14	0-2	.000	0-0	.000	0-0	.000	0	1	1	2.9	1	0	0	0	0	0	2.2	
at Florida	3/1/16	7	2-3	.667	0-0	.000	0-0	.000	2	1	3	2.9	2	0	1	0	0	4	2.3	
LSU	03/05/16	1	1-1	1.000	0-0	.000	0-0	.000	0	0	0	2.8	0	0	0	0	0	0	2.3	
vs Alabama	03/11/16	1	0-0	.000	0-0	.000	0-0	.000	0	0	0	2.7	0	0	0	0	0	1	2.2	
vs Georgia	03/12/16	1	0-1	.000	0-0	.000	0-0	.000	1	0	1	2.6	0	0	0	0	0	0	2.0	
vs #17/17 Texas A&M	03/13/16	7	0-3	.000	0-0	.000	0-0	.000	0	2	2	2.5	2	0	0	0	0	0	2.0	
vs Stony Brook	03-17-16	2	0-1	.000	0-0	.000	0-0	.000	0	0	0	2.4	0	0	0	0	0	0	1.9	
vs #14/12 Indiana	03-19-16	dnp	-	-	-	-	-	-	-	-	-	-	-	-	-	-	-	-	-	
Totals		1	210	16-41	.390	0-0	.000	11-15	.733	20	36	56	2.4	46	2	10	16	2	43	1.9

2015-16 Averages

Games played	23
Minutes/game	9.1
Points/game	1.9
FG Pct	39.0
FT Pct	73.3
Rebounds/game	2.4
Assists/game	0.1
Turnovers/game	0.4
Assist/turnover ratio	0.2
Steals/game	0.1
Blocks/game	0.7

Season Highs

Points	6 at Texas A&M (2/20/16)
FG Made	2, 5x, last at Florida (3/1/16)
FG Attempts	5, vs. ALABAMA (2/23/16)
FT Made	4 vs. ALBANY (11/13/15)
FT Attempts	4, twice, last at UCLA (12/3/15)
FT Pct (min. 3)	1.000 (4-4) vs. ALBANY (11/13/15)
Rebounds	12 at Texas A&M (2/20/16)
Assists	1, 2x, last vs. ALABAMA (2/23/16)
Steals	1, 2x, last vs. Alabama (3/11/16)
Blocks	4 vs. GEORGIA (2/9/16)
Minutes	27 at UCLA (12/3/15)

Career Highs

Points	6 at Texas A&M (2/20/16)
FG Made	2, 5x, last at Florida (3/1/16)
FG Attempts	5, vs. ALABAMA (2/23/16)
FT Made	4 vs. ALBANY (11/13/15)
FT Attempts	4, twice, last at UCLA (12/3/15)
FT Pct (min. 3)	1.000 (4-4) vs. ALBANY (11/13/15)
Rebounds	12 at Texas A&M (2/20/16)
Assists	1, 2x, last vs. ALABAMA (2/23/16)
Steals	1, 2x, last vs. Alabama (3/11/16)
Blocks	4 vs. GEORGIA (2/9/16)
Minutes	27 at UCLA (12/3/15)

Isaac Humphries' Career Stats

Year	GP-GS	Min-Avg	FG-FGA	Pct	3FG-FGA	Pct	FT-FTA	Pct	Off-Def-Tot-Avg	PF-FO	Ast	TO	Blk	Stl	Pts	Avg
2015-16	23-1	210-9.1	16-41	.390	0-0	.000	11-15	.733	20-36-56-2.4	46-2	2	10	16	2	43	1.9
TOTAL	23-1	210-9.1	16-41	.390	0-0	.000	11-15	.733	20-36-56-2.4	46-2	2	10	16	2	43	1.9

PLAYER BIOS

EJ Floréal • 6-4 • 203 • Junior • Guard

Palo Alto, Calif. (Dunbar)

**FLOREAL
24**



Notes

- Played in 13 games this year
- Pulled down a career-high two rebounds vs. Alabama
- Scored on a dunk in the exhibition win over Ottawa and also added three rebounds and an assist
- Academic All-SEC Honor Roll member as a sophomore
- Has played in 29 career games

Did You Know ...

EJ is a tremendous athlete who also competed in track and field while in high school. He has been tabbed the team's best dunker.

EJ Floréal's 2015-16 Game-by-Game Stats

Opponent	Date	gs	min	Total		3-Pointers		Free throws		Rebounds				pf	a	t/o	blk	stl	pts	avg
				fg-fga	pct	3fg-fga	pct	ft-fga	pct	off	def	tot	avg							
ALBANY	11/13/15	dnp	-	-	-	-	-	-	-	-	-	-	-	-	-	-	-	-	-	-
NJIT	11/14/15	dnp	-	-	-	-	-	-	-	-	-	-	-	-	-	-	-	-	-	-
vs #5/4 Duke	11/17/15	dnp	-	-	-	-	-	-	-	-	-	-	-	-	-	-	-	-	-	-
WRIGHT STATE	11/20/15	dnp	-	-	-	-	-	-	-	-	-	-	-	-	-	-	-	-	-	-
BOSTON U.	11/24/15	dnp	-	-	-	-	-	-	-	-	-	-	-	-	-	-	-	-	-	-
vs USF	11/27/15	dnp	-	-	-	-	-	-	-	-	-	-	-	-	-	-	-	-	-	-
ILLINOIS STATE	11/30/15	dnp	-	-	-	-	-	-	-	-	-	-	-	-	-	-	-	-	-	-
at UCLA	12/03/15	dnp	-	-	-	-	-	-	-	-	-	-	-	-	-	-	-	-	-	-
EKU	12/9/15	dnp	-	-	-	-	-	-	-	-	-	-	-	-	-	-	-	-	-	-
ARIZONA STATE	12/12/15	1	0-0	.000	0-0	.000	0-0	.000	1	0	1	1.0	0	0	0	0	0	0	0	0.0
vs Ohio State	12/19/15	dnp	-	-	-	-	-	-	-	-	-	-	-	-	-	-	-	-	-	-
#16/15 LOUISVILLE	12/26/15	dnp	-	-	-	-	-	-	-	-	-	-	-	-	-	-	-	-	-	-
OLE MISS	01/02/16	dnp	-	-	-	-	-	-	-	-	-	-	-	-	-	-	-	-	-	-
at LSU	01/05/16	dnp	-	-	-	-	-	-	-	-	-	-	-	-	-	-	-	-	-	-
at Alabama	1/9/16	1	0-0	.000	0-0	.000	0-0	.000	0	0	0	0.5	0	0	0	0	0	0	0	0.0
MISSISSIPPI STATE	01/12/16	dnp	-	-	-	-	-	-	-	-	-	-	-	-	-	-	-	-	-	-
at Auburn	01/16/16	0	0-0	.000	0-0	.000	0-0	.000	0	0	0	0.3	0	0	0	0	0	0	0	0.0
at Arkansas	01/21/16	1	0-0	.000	0-0	.000	0-2	.000	0	1	1	0.5	0	0	0	0	0	0	0	0.0
VANDERBILT	01/23/16	1	0-0	.000	0-0	.000	0-0	.000	0	0	0	0.4	0	0	0	0	0	0	0	0.0
MISSOURI	01/27/16	3	0-1	.000	0-0	.000	0-0	.000	0	1	1	0.5	0	0	1	0	0	0	0	0.0
at #4/3 Kansas	01/30/16	dnp	-	-	-	-	-	-	-	-	-	-	-	-	-	-	-	-	-	-
at Tennessee	02/02/16	dnp	-	-	-	-	-	-	-	-	-	-	-	-	-	-	-	-	-	-
FLORIDA	02/06/16	0	0-0	.000	0-0	.000	0-0	.000	0	0	0	0.4	0	0	0	0	0	0	0	0.0
GEORGIA	02/09/16	3	0-0	.000	0-0	.000	0-0	.000	0	1	1	0.5	0	0	0	0	0	0	0	0.0
at RV/#20 South Carolina	2/13/16	dnp	-	-	-	-	-	-	-	-	-	-	-	-	-	-	-	-	-	-
TENNESSEE	02/18/16	dnp	-	-	-	-	-	-	-	-	-	-	-	-	-	-	-	-	-	-
at RV/#24 Texas A&M	02/20/16	dnp	-	-	-	-	-	-	-	-	-	-	-	-	-	-	-	-	-	-
ALABAMA	02/23/16	2	0-0	.000	0-0	.000	0-0	.000	0	2	2	0.7	0	0	0	0	0	0	0	0.0
at Vanderbilt	02/27/16	1	0-0	.000	0-0	.000	0-0	.000	0	0	0	0.6	0	0	0	0	0	0	0	0.0
at Florida	3/1/16	dnp	-	-	-	-	-	-	-	-	-	-	-	-	-	-	-	-	-	-
LSU	03/05/16	dnp	-	-	-	-	-	-	-	-	-	-	-	-	-	-	-	-	-	-
vs Alabama	03/11/16	1	0-0	.000	0-0	.000	0-0	.000	0	0	0	0.5	0	0	0	0	0	0	0	0.0
vs Georgia	03/12/16	1	0-0	.000	0-0	.000	0-0	.000	0	0	0	0.5	0	0	0	0	0	0	0	0.0
vs #17/17 Texas A&M	03/13/16	dnp	-	-	-	-	-	-	-	-	-	-	-	-	-	-	-	-	-	-
vs Stony Brook	03-17-16	1	0-0	.000	0-0	.000	0-0	.000	0	0	0	0.5	0	0	0	0	0	0	0	0.0
vs #14/12 Indiana	03-19-16	dnp	-	-	-	-	-	-	-	-	-	-	-	-	-	-	-	-	-	-
Totals		0	16	0-1	.000	0-0	.000	0-2	.000	1	5	6	0.5	0	0	1	0	0	0	0.0

2015-16 Averages

Games played	13
Minutes/game	1.2
FG Pct	0.0
FT Pct	0.0
Rebounds/game	0.5
Turnovers/game	0.1

Season Highs

Rebounds 2, vs. ALABAMA (2/23/16)
 FG Attempts 1 vs. MISSOURI (1/27/16)
 FT Attempts 2 at Arkansas (1/21/16)
 Minutes 3, twice, last vs. GEORGIA (2/9/16)

Career Highs

Points 2 vs. Robert Morris (11/17/13)
 Rebounds 2, vs. ALABAMA (2/23/16)
 FG Made 1, vs. ROBERT MORRIS (11/17/13)
 FG Atts 1, 3x, last vs. MISSOURI (1/27/14)
 FG Pct (min. 5) -
 3-FG Made -
 3-FG Atts -
 FTs 1 vs. Kansas (11/18/14)
 FTs Atts 2 vs. Kansas (11/18/14)
 FT Pct (min. 3) -
 Assists -
 Steals 1, twice, last vs. UCLA (12/20/14)
 Blocks 1 vs. ROBERT MORRIS (11/17/13)
 Minutes 5 vs. MONTANA ST. (11/23/14)

EJ Floréal's Career Stats

Year	GP-GS	Min-Avg	FG-FGA	Pct	3FG-FGA	Pct	FT-FTA	Pct	Off-Def-Tot-Avg	PF-FO	Ast	TO	Blk	Stl	Pts	Avg
2013-14	3-0	4-1.3	1-1	1.000	0-0	.000	0-0	.000	0-1-1-0.3	1-0	0	0	1	1	2	0.7
2014-15	13-0	20-1.5	0-1	.000	0-0	.000	1-2	.500	0-1-1-0.1	2-0	0	4	0	1	1	0.1
2015-16	13-0	16-1.2	0-1	.000	0-0	.000	0-2	.000	1-5-6-0.5	0-0	0	1	0	0	0	0.0
TOTAL	29-0	40-1.4	1-3	.333	0-0	.000	1-4	.250	1-7-8-0.3	3-0	0	5	1	2	3	0.1

SEASON BOX SCORES

GAME THREE #2 KENTUCKY 74, #5 DUKE 63



Official Basketball Box Score -- Game Totals -- Final Statistics
Kentucky vs Duke Blue Devils
11/17/15 6:30 pm at United Center Chicago, IL



Kentucky 74 • 3-0

Table with 16 columns: Player, FG-FGA, 3-PT FG-FGA, FT-FTA, Rebounds (Off, Def, Tot), PF, TP, A, TO, Blk, Stl, Min. Includes player stats for Lee, Skal Labissiere, and others.

FG % 1st Half: 16-37 43.2% 2nd half: 14-30 46.7% Game: 30-67 44.8%
3FG % 1st Half: 2-6 33.3% 2nd half: 1-4 25.0% Game: 3-10 30.0%
FT % 1st Half: 3-6 50.0% 2nd half: 8-12 66.7% Game: 11-18 61.1%

Duke Blue Devils 63 • 2-1

Table with 16 columns: Player, FG-FGA, 3-PT FG-FGA, FT-FTA, Rebounds (Off, Def, Tot), PF, TP, A, TO, Blk, Stl, Min. Includes player stats for Ingram, Jefferson, and others.

FG % 1st Half: 12-33 36.4% 2nd half: 10-21 47.6% Game: 22-54 40.7%
3FG % 1st Half: 2-7 28.6% 2nd half: 3-6 50.0% Game: 5-13 38.5%
FT % 1st Half: 5-9 55.6% 2nd half: 9-14 64.3% Game: 14-23 60.9%

Officials: Doug Simmons, Roger Ayers, Tony Greene

Technical fouls: Kentucky-None. Duke Blue Devils-None.

Attendance: 21461

Score by periods table with columns: 1st, 2nd, Total. Shows Kentucky leading 74-63.

Points in paint table with columns: Points, In, Off, 2nd, Fast, Bench. Shows Kentucky leading in points.

Officials: Byron Jarrett, Don Daily, Marc Ellard
Technical fouls: Wright State-Thomasson, Joe. Kentucky-Jamal Murray.
Attendance: 22563

Score tied - 6 times.
Lead changed - 2 times.

GAME FOUR #2 KENTUCKY 78, WRIGHT STATE 63



Official Basketball Box Score -- Game Totals -- Final Statistics
Wright State vs Kentucky
11/20/15 8:00 pm at Rupp Arena - Lexington, KY



Wright State 63 • 1-3

Table with 16 columns: Player, FG-FGA, 3-PT FG-FGA, FT-FTA, Rebounds (Off, Def, Tot), PF, TP, A, TO, Blk, Stl, Min. Includes player stats for Yoho, Ernsthausen, and others.

FG % 1st Half: 10-32 31.3% 2nd half: 11-26 42.3% Game: 21-58 36.2%
3FG % 1st Half: 3-6 50.0% 2nd half: 3-8 37.5% Game: 6-14 42.9%
FT % 1st Half: 7-8 87.5% 2nd half: 12-13 92.3% Game: 15-17 88.2%

Kentucky 78 • 4-0

Table with 16 columns: Player, FG-FGA, 3-PT FG-FGA, FT-FTA, Rebounds (Off, Def, Tot), PF, TP, A, TO, Blk, Stl, Min. Includes player stats for Lee, Labissiere, and others.

FG % 1st Half: 17-29 58.6% 2nd half: 8-18 44.4% Game: 25-47 53.2%
3FG % 1st Half: 1-5 20.0% 2nd half: 1-5 20.0% Game: 2-10 20.0%
FT % 1st Half: 4-6 66.7% 2nd half: 22-31 71.0% Game: 26-37 70.3%

Officials: Doug Simmons, Roger Ayers, Tony Greene

Technical fouls: Kentucky-None. Duke Blue Devils-None.

Attendance: 21461

Score by periods table with columns: 1st, 2nd, Total. Shows Kentucky leading 78-63.

Points in paint table with columns: Points, In, Off, 2nd, Fast, Bench. Shows Kentucky leading in points.

Officials: Doug Simmons, Roger Ayers, Tony Greene
Technical fouls: Kentucky-None. Duke Blue Devils-None.
Attendance: 21461

Score tied - 0 times.
Lead changed - 0 times.

GAME FIVE #1 KENTUCKY 82, BOSTON U. 62



Official Basketball Box Score -- Game Totals -- Final Statistics
Boston U. vs Kentucky
11/24/15 9:00 pm at Rupp Arena - Lexington, KY



Boston U. 62 • 2-3

Table with 16 columns: Player, FG-FGA, 3-PT FG-FGA, FT-FTA, Rebounds (Off, Def, Tot), PF, TP, A, TO, Blk, Stl, Min. Includes player stats for Diouddonne, Alston, and others.

FG % 1st Half: 11-30 36.7% 2nd half: 9-24 37.5% Game: 20-54 37.0%
3FG % 1st Half: 5-15 33.3% 2nd half: 3-9 33.3% Game: 8-24 33.3%
FT % 1st Half: 6-8 75.0% 2nd half: 8-10 80.0% Game: 14-18 77.8%

Kentucky 82 • 5-0

Table with 16 columns: Player, FG-FGA, 3-PT FG-FGA, FT-FTA, Rebounds (Off, Def, Tot), PF, TP, A, TO, Blk, Stl, Min. Includes player stats for Lee, Labissiere, and others.

FG % 1st Half: 17-34 50.0% 2nd half: 16-30 53.3% Game: 33-64 51.6%
3FG % 1st Half: 2-11 18.2% 2nd half: 1-4 25.0% Game: 3-15 20.0%
FT % 1st Half: 4-10 40.0% 2nd half: 9-16 56.3% Game: 13-26 50.0%

Officials: Anthony Jordan, Karl Hess, Olandis Poole

Technical fouls: Boston U.-Havener, Nick. Kentucky-Marcus Lee.

Attendance: 22623

Score by periods table with columns: 1st, 2nd, Total. Shows Kentucky leading 82-62.

Points in paint table with columns: Points, In, Off, 2nd, Fast, Bench. Shows Kentucky leading in points.

Officials: Anthony Jordan, Karl Hess, Olandis Poole
Technical fouls: Boston U.-Havener, Nick. Kentucky-Marcus Lee.
Attendance: 22623

Score tied - 0 times.
Lead changed - 2 times.

GAME SIX #1 KENTUCKY 84, SOUTH FLORIDA 63



Official Basketball Box Score -- Game Totals -- Final Statistics
Kentucky vs USF
11/27/15 5:05 PM at AmericanAirlines Arena



Kentucky 84 • 6-0

Table with 16 columns: Player, FG-FGA, 3-PT FG-FGA, FT-FTA, Rebounds (Off, Def, Tot), PF, TP, A, TO, Blk, Stl, Min. Includes player stats for Lee, Labissiere, and others.

FG % 1st Half: 16-29 55.2% 2nd half: 15-33 45.5% Game: 31-62 50.0%
3FG % 1st Half: 4-7 57.1% 2nd half: 2-6 33.3% Game: 6-13 46.2%
FT % 1st Half: 6-8 75.0% 2nd half: 10-11 90.9% Game: 16-19 84.2%

USF 63 • 1-5

Table with 16 columns: Player, FG-FGA, 3-PT FG-FGA, FT-FTA, Rebounds (Off, Def, Tot), PF, TP, A, TO, Blk, Stl, Min. Includes player stats for PERRY, PETERS, and others.

FG % 1st Half: 8-26 30.8% 2nd half: 18-30 60.0% Game: 26-56 46.4%
3FG % 1st Half: 1-6 16.7% 2nd half: 1-4 25.0% Game: 2-10 20.0%
FT % 1st Half: 4-4 100.0% 2nd half: 5-11 45.5% Game: 9-15 60.0%

Officials: Anthony Jordan, Forest Sigler, Sean Casey

Technical fouls: Kentucky-None. USF-None.

Attendance: 10023

Score by periods table with columns: 1st, 2nd, Total. Shows Kentucky leading 84-63.

Points in paint table with columns: Points, In, Off, 2nd, Fast, Bench. Shows Kentucky leading in points.

Officials: Anthony Jordan, Forest Sigler, Sean Casey
Technical fouls: Kentucky-None. USF-None.
Attendance: 10023

Score tied - 2 times.
Lead changed - 1 time.

SEASON BOX SCORES

GAME 19

#23 KENTUCKY 76, VANDERBILT 57



Official Basketball Box Score -- Game Totals -- Final Statistics
Vanderbilt vs Kentucky
01/23/16 4:00 pm at Rupp Arena - Lexington, KY



Vanderbilt 57 • 11-8, 3-4

Box score table for Vanderbilt vs Kentucky, listing players like Komet, Luke, Roberson, Jeff, Jones, Damian, etc., with columns for FG, 3-Ptr, Rebounds, PF, TP, A, TO, Blk, Stl, Min.

FG % 1st Half: 7-21 33.3% 2nd half: 9-29 31.0% Game: 16-50 32.0%
3FG % 1st Half: 3-7 42.9% 2nd half: 2-8 25.0% Game: 5-15 33.3%
FT % 1st Half: 10-12 83.3% 2nd half: 10-13 76.9% Game: 20-25 80.0%

Kentucky 76 • 15-4, 5-2

Box score table for Kentucky vs Vanderbilt, listing players like Alex Poythress, Derek Willis, Ulis, Tyler, Isaiiah Briscoe, etc., with columns for FG, 3-Ptr, Rebounds, PF, TP, A, TO, Blk, Stl, Min.

FG % 1st Half: 17-35 48.6% 2nd half: 16-25 64.0% Game: 33-60 55.0%
3FG % 1st Half: 2-9 22.2% 2nd half: 4-10 40.0% Game: 6-19 31.6%
FT % 1st Half: 1-3 33.3% 2nd half: 3-3 100.0% Game: 4-6 66.7%

Officials: Joe Lindsay, Ron Groover, Glenn Nutt
Technical fouls: Vanderbilt-None. Kentucky-None.
Attendance: 22975

Score by periods table for Game 19, showing 1st, 2nd, and Total scores for Vanderbilt and Kentucky.

Largest lead - VU None. UK by 23 2nd-04:05.
VU led for 00:00. UK led for 39:46. Game was tied for 00:14.

Score tied - 0 times.
Lead changed - 0 times.

GAME 20

#20 KENTUCKY 88, MISSOURI 54



Official Basketball Box Score -- Game Totals -- Final Statistics
Missouri vs Kentucky
01/27/16 9:00 PM at Rupp Arena - Lexington, KY



Missouri 54 • 8-12, 1-6

Box score table for Missouri vs Kentucky, listing players like Puryear, Kevin, Rosburg, Ryan, Phillips, Terrence, etc., with columns for FG, 3-Ptr, Rebounds, PF, TP, A, TO, Blk, Stl, Min.

FG % 1st Half: 7-27 25.9% 2nd half: 11-30 36.7% Game: 18-57 31.6%
3FG % 1st Half: 3-8 37.5% 2nd half: 1-6 16.7% Game: 4-14 28.6%
FT % 1st Half: 3-5 60.0% 2nd half: 11-14 78.6% Game: 14-19 73.7%

Kentucky 88 • 16-4, 6-2

Box score table for Kentucky vs Missouri, listing players like Alex Poythress, Derek Willis, Ulis, Tyler, Isaiiah Briscoe, etc., with columns for FG, 3-Ptr, Rebounds, PF, TP, A, TO, Blk, Stl, Min.

FG % 1st Half: 19-35 54.3% 2nd half: 15-30 50.0% Game: 34-65 52.3%
3FG % 1st Half: 5-10 50.0% 2nd half: 4-10 40.0% Game: 9-20 45.0%
FT % 1st Half: 4-5 80.0% 2nd half: 7-9 77.8% Game: 11-14 78.6%

Officials: Anthony Jordan, Jeffery Clark, Jeffrey Anderson
Technical fouls: Missouri-None. Kentucky-None.
Attendance: 23933

Score by periods table for Game 20, showing 1st, 2nd, and Total scores for Missouri and Kentucky.

Largest lead - MU by 2 1st-19:39. UK by 41 2nd-11:45.
UK led for 00:37. UK led for 39:02. Game was tied for 00:21.

Score tied - 0 times.
Lead changed - 1 time.

GAME 21

#4 KANSAS 90, #20 KENTUCKY 84 OT



Official Basketball Box Score -- Game Totals -- Final Statistics
Kentucky vs #4/3 Kansas
01/30/16 6:10 p.m. at Lawrence, KS (Allen Fieldhouse)



Kentucky 84 • 16-5

Box score table for Kentucky vs #4/3 Kansas, listing players like Alex Poythress, Derek Willis, Isaiiah Briscoe, etc., with columns for FG, 3-Ptr, Rebounds, PF, TP, A, TO, Blk, Stl, Min.

FG % 1st Half: 17-27 63.0% 2nd half: 13-29 44.8% OT: 3-6 50.0% Game: 33-62 53.2%
3FG % 1st Half: 4-10 40.0% 2nd half: 0-9 0.0% OT: 1-4 25.0% Game: 5-23 21.7%
FT % 1st Half: 8-11 72.7% 2nd half: 4-6 66.7% OT: 1-5 20.0% Game: 13-22 59.1%

#4/3 Kansas 90 • 17-4

Box score table for #4/3 Kansas vs Kentucky, listing players like Lucas, Landen, Ellis, Perry, Mason III, Frank, etc., with columns for FG, 3-Ptr, Rebounds, PF, TP, A, TO, Blk, Stl, Min.

FG % 1st Half: 15-27 55.6% 2nd half: 10-27 37.0% OT: 1-2 50.0% Game: 26-56 46.4%
3FG % 1st Half: 2-8 25.0% 2nd half: 6-9 66.7% OT: 0-0 0.0% Game: 8-17 47.1%
FT % 1st Half: 8-12 66.7% 2nd half: 10-19 52.6% OT: 12-16 75.0% Game: 30-47 63.8%

Officials: Mark Whitehead, Patrick Adams, Doug Simmons
Technical fouls: Kentucky-Isaiiah Briscoe. #4/3 Kansas-None.
Attendance: 16300
UK #13 I. Briscoe assessed dead ball contact technical foul at 18:46 1st half
UK #35 D. Willis fouls out at 4:51 in 2nd half
UK #00 M. Lee fouls out at 1:24 in 2nd half
UK #1 fouls out at 2:11 in 1st OT; UK #22 fouls out: 25 in 1st OT

Score by periods table for Game 21, showing 1st, 2nd, OT, and Total scores for Kentucky and #4/3 Kansas.

Largest lead - UK OT-00:04. KU OT-03:11.
Largest lead - UK by 8 2nd-19:39. KU by 9 OT-00:25.
UK led for 25:46. KU led for 13:37. Game was tied for 05:37.

Score tied - 12 times.
Lead changed - 18 times.

GAME 22

TENNESSEE 84, #20 KENTUCKY 77



Official Basketball Box Score -- Game Totals -- Final Statistics
Kentucky vs Tennessee
02/02/16 7:04 p.m. at Knoxville, Tenn.



Kentucky 77 • 16-6, 6-3 SEC

Box score table for Kentucky vs Tennessee, listing players like Alex Poythress, Derek Willis, Ulis, Tyler, Isaiiah Briscoe, etc., with columns for FG, 3-Ptr, Rebounds, PF, TP, A, TO, Blk, Stl, Min.

FG % 1st Half: 13-30 43.3% 2nd half: 13-32 40.6% Game: 26-62 41.9%
3FG % 1st Half: 3-10 30.0% 2nd half: 4-12 33.3% Game: 7-22 31.8%
FT % 1st Half: 13-14 92.9% 2nd half: 5-9 55.6% Game: 18-23 78.3%

Tennessee 84 • 11-11, 4-5 SEC

Box score table for Tennessee vs Kentucky, listing players like Moore, Armani, Schofield, Admiral, Alexander, Kyle, etc., with columns for FG, 3-Ptr, Rebounds, PF, TP, A, TO, Blk, Stl, Min.

FG % 1st Half: 9-27 33.3% 2nd half: 14-29 48.3% Game: 23-56 41.1%
3FG % 1st Half: 3-9 33.3% 2nd half: 5-10 50.0% Game: 8-19 42.1%
FT % 1st Half: 15-15 100.0 2nd half: 15-19 78.9% Game: 30-34 88.2%

Officials: Karl Hess, Ron Groover, Keith Kimble
Technical fouls: Kentucky-None. Tennessee-None.
Attendance: 19295

Score by periods table for Game 22, showing 1st, 2nd, and Total scores for Tennessee and Kentucky.

Largest lead - UK by 21 1st-05:46. UT by 7 2nd-03:27.
UK led for 26:29. UT led for 09:32. Game was tied for 03:54.

Score tied - 3 times.
Lead changed - 3 times.



2015-16 Kentucky Men's Basketball
 Kentucky Combined Team Statistics (as of Apr 06, 2016)
 All games



Overall record: 27-9 Conf: 13-5 Home: 17-0 Away: 4-7 Neutral: 6-2

#	Player	gp-gs	min	avg	Total		3-Point		F-Throw		Rebounds				pf	dq	a	to	blk	stl	pts	avg
					fg-fga	fg%	3fg-fga	3fg%	ft-fa	ft%	off	def	tot	avg								
23	Jamal Murray	36-36	1267	35.2	244-538	.454	113-277	.408	119-152	.783	53	133	186	5.2	75	1	79	84	11	35	720	20.0
03	Tyler Ulis	35-35	1288	36.8	192-442	.434	55-160	.344	167-195	.856	19	86	105	3.0	64	2	246	69	4	51	606	17.3
22	Alex Poythress	31-23	732	23.6	119-198	.601	7-23	.304	72-102	.706	55	132	187	6.0	112	7	10	37	22	19	317	10.2
13	Isaiah Briscoe	34-33	1094	32.2	132-301	.439	5-37	.135	57-124	.460	49	132	181	5.3	96	2	107	66	5	35	326	9.6
35	Derek Willis	32-11	596	18.6	81-168	.482	53-120	.442	32-36	.889	30	97	127	4.0	55	2	12	22	24	21	247	7.7
01	Skal Labissiere	36-18	567	15.8	98-190	.516	0-2	.000	41-62	.661	35	78	113	3.1	108	5	11	33	59	9	237	6.6
00	Marcus Lee	36-20	785	21.8	102-150	.680	0-0	.000	25-62	.403	87	129	216	6.0	109	8	11	35	59	12	229	6.4
25	Dominique Hawkins	27-0	249	9.2	17-46	.370	8-29	.276	19-25	.760	13	9	22	0.8	30	0	13	6	3	6	61	2.3
15	Isaac Humphries	23-1	210	9.1	16-41	.390	0-0	.000	11-15	.733	20	36	56	2.4	46	2	2	10	16	2	43	1.9
04	Charles Matthews	36-3	370	10.3	23-52	.442	1-4	.250	14-34	.412	32	27	59	1.6	33	0	13	19	6	15	61	1.7
11	Mychal Mulder	24-0	90	3.8	4-20	.200	2-12	.167	2-2	1.000	9	18	27	1.1	6	0	8	2	0	1	12	0.5
10	Jonny David	11-0	11	1.0	0-2	.000	0-2	.000	2-2	1.000	0	0	0	0.0	1	0	0	1	0	0	2	0.2
24	EJ Floreal	13-0	16	1.2	0-1	.000	0-0	.000	0-2	.000	1	5	6	0.5	0	0	0	1	0	0	0	0.0
Team											59	52	111		2		17					
Total.....		36	7275		1028-2149	.478	244-666	.366	561-813	.690	462	934	1396	38.8	737	29	512	402	209	206	2861	79.5
Opponents.....		36	7275		827-2082	.397	201-616	.326	596-849	.702	438	771	1209	33.6	713	-	334	447	111	156	2451	68.1

TEAM STATISTICS	UK	OPP
SCORING	2861	2451
Points per game	79.5	68.1
Scoring margin	+11.4	-
FIELD GOALS-ATT	1028-2149	827-2082
Field goal pct	.478	.397
3 POINT FG-ATT	244-666	201-616
3-point FG pct	.366	.326
3-pt FG made per game	6.8	5.6
FREE THROWS-ATT	561-813	596-849
Free throw pct	.690	.702
F-Throws made per game	15.6	16.6
REBOUNDS	1396	1209
Rebounds per game	38.8	33.6
Rebounding margin	+5.2	-
ASSISTS	512	334
Assists per game	14.2	9.3
TURNOVERS	402	447
Turnovers per game	11.2	12.4
Turnover margin	+1.3	-
Assist/turnover ratio	1.3	0.7
STEALS	206	156
Steals per game	5.7	4.3
BLOCKS	209	111
Blocks per game	5.8	3.1
ATTENDANCE	397148	297664
Home games-Avg/Game	17-23362	11-14500
Neutral site-Avg/Game	-	8-17270

Score by Periods	1st	2nd	OT	Totals
Kentucky	1371	1462	28	2861
Opponents	1104	1316	31	2451

Date	Opponent	Score	Att.
11/13/15	ALBANY	w 78-65	22080
11/14/15	NUJIT	w 87-57	22671
1 11/17/15	vs #5/4 Duke	w 74-63	21461
11/20/15	WRIGHT STATE	w 78-63	22563
11/24/15	BOSTON U.	w 82-62	22623
2 11/27/15	vs USF	w 84-63	10023
11/30/15	ILLINOIS STATE	w 75-63	21894
12/03/15	at UCLA	L 77-87	12202
12/9/15	EKU	w 88-67	22544
12/12/15	ARIZONA STATE	w 72-58	23665
3 12/19/15	vs Ohio State	L 67-74	16311
12/26/15	#16/15 LOUISVILLE	w 75-73	24412
* 01/02/16	OLE MISS	w 83-61	24399
* 01/05/16	at LSU	L 67-85	13573
* 1/9/16	at Alabama	w 77-61	15383
* 01/12/16	MISSISSIPPI STATE	w 80-74	23897
* 01/16/16	at Auburn	L 70-75	9121
* 01/21/16	at Arkansas	w 80-66	18588
* 01/23/16	VANDERBILT	w 76-57	22975
* 01/27/16	MISSOURI	w 88-54	23933
4 01/30/16	at #4/3 Kansas	Lot 84-90	16300
* 02/02/16	at Tennessee	L 77-84	19295
* 02/06/16	FLORIDA	w 80-61	24406
* 02/09/16	GEORGIA	w 82-48	22136
* 2/13/16	at RV/#20 South Carolina	w 89-62	18000
* 02/18/16	TENNESSEE	w 80-70	24274
* 02/20/16	at RV/#24 Texas A&M	Lot 77-79	12029
* 02/23/16	ALABAMA	w 78-53	24262
* 02/27/16	at Vanderbilt	L 62-74	14326
* 3/1/16	at Florida	w 88-79	10684
* 03/05/16	LSU	w 94-77	24414
5 03/11/16	vs Alabama	w 85-59	18049
5 03/12/16	vs Georgia	w 93-80	19108
5 03/13/16	vs #17/17 Texas A&M	Wot 82-77	19613
6 03-17-16	vs Stony Brook	w 85-57	16774
6 03-19-16	vs #14/12 Indiana	L 67-73	16824

* = Conference game
 1 = Champions Classic - United Center, Chicago
 2 = Hoophall Miami Invitational - American Airlines Arena, Miami
 3 = CBS Sports Classic - Barclays Center, Brooklyn, N.Y.
 4 = Big 12/SEC Challenge
 5 = SEC Tournament - Bridgestone Arena, Nashville, Tenn.
 6 = NCAA Tournament - Wells Fargo Arena, Des Moines, Iowa



2015-16 Kentucky Men's Basketball
 Kentucky Combined Team Statistics (as of Apr 06, 2016)
 Conference games



RECORD:	OVERALL	HOME	AWAY	NEUTRAL
ALL GAMES	13-5	9-0	4-5	0-0
CONFERENCE	13-5	9-0	4-5	0-0
NON-CONFERENCE	0-0	0-0	0-0	0-0

#	Player	gp-gs	min	avg	Total		3-Point		F-Throw		Rebounds				pf	dq	a	to	blk	stl	pts	avg
					fg-fga	fg%	3fg-fga	3fg%	ft-fa	ft%	off	def	tot	avg								
23	Jamal Murray	18-18	646	35.9	137-288	.476	67-151	.444	63-78	.808	28	70	98	5.4	35	1	33	31	6	18	404	22.4
03	Ulis, Tyler	18-18	672	37.3	104-237	.439	26-79	.329	96-114	.842	11	49	60	3.3	41	1	152	34	2	26	330	18.3
22	Alex Poythress	13-12	297	22.8	50-81	.617	0-5	.000	30-43	.698	18	50	68	5.2	48	4	4	22	8	4	130	10.0
35	Derek Willis	15-9	342	22.8	48-94	.511	35-70	.500	14-15	.933	17	60	77	5.1	29	0	5	11	12	8	145	9.7
13	Isaiah Briscoe	18-18	593	32.9	64-161	.398	1-18	.056	24-55	.436	29	62	91	5.1	55	1	55	25	1	15	153	8.5
00	Marcus Lee	18-12	390	21.7	47-69	.681	0-0	.000	9-30	.300	42	71	113	6.3	58	5	5	17	28	2	103	5.7
01	Labissiere, Skal	18-2	238	13.2	43-85	.506	0-2	.000	10-20	.500	20	35	55	3.1	51	2	4	14	27	4	96	5.3
15	Isaac Humphries	13-1	131	10.1	10-22	.455	0-0	.000	3-4	.750	13	25	38	2.9	33	2	1	4	11	1	23	1.8
25	Dominique Hawkins	11-0	84	7.6	4-12	.333	3-8	.375	4-4	1.000	3	1	4	0.4	9	0	5	3	2	2	15	1.4
04	Matthews, Charles	18-0	158	8.8	7-20	.350	0-0	.000	5-14	.357	16	14	30	1.7	14	0	4	6	3	5	19	1.1
11	Mychal Mulder	12-0	57	4.8	3-15	.200	2-8	.250	2-2	1.000	6	13	19	1.6	4	0	2	2	0	1	10	0.8
24	EJ Floreal	9-0	12	1.3	0-1	.000	0-0	.000	0-2	.000	0	5	5	0.6	0	0	0	1	0	0	0	0.0
10	Jonny David	6-0	5	0.8	0-1	.000	0-1	.000	0-0	.000	0	0	0	0.0	1	0	0	0	0	0	0	0.0
Team													30	25	55		2		9			
Total.....		18	3625		517-1086	.476	134-342	.392	260-381	.682	233	480	713	39.6	380	16	270	179	100	86	1428	79.3
Opponents.....		18	3625		395-1015	.389	102-302	.338	328-470	.698	206	396	602	33.4	329	-	173	197	59	63	1220	67.8

TEAM STATISTICS	UK	OPP	Date	Opponent	Score	Att.
SCORING	1428	1220	* 01/02/16	OLE MISS	w 83-61	24399
Points per game	79.3	67.8	* 01/05/16	at LSU	L 67-85	13573
Scoring margin	+11.6	-	* 1/9/16	at Alabama	w 77-61	15383
FIELD GOALS-ATT	517-1086	395-1015	* 01/12/16	MISSISSIPPI STATE	w 80-74	23897
Field goal pct	.476	.389	* 01/16/16	at Auburn	L 70-75	9121
3 POINT FG-ATT	134-342	102-302	* 01/21/16	at Arkansas	w 80-66	18588
3-point FG pct	.392	.338	* 01/23/16	VANDERBILT	w 76-57	22975
3-pt FG made per game	7.4	5.7	* 01/27/16	MISSOURI	w 88-54	23933
FREE THROWS-ATT	260-381	328-470	* 02/02/16	at Tennessee	L 77-84	19295
Free throw pct	.682	.698	* 02/06/16	FLORIDA	w 80-61	24406
F-Throws made per game	14.4	18.2	* 02/09/16	GEORGIA	w 82-48	22136
REBOUNDS	713	602	* 2/13/16	at RV/#20 South Carolina	w 89-62	18000
Rebounds per game	39.6	33.4	* 02/18/16	TENNESSEE	w 80-70	24274
Rebounding margin	+6.2	-	* 02/20/16	at RV/#24 Texas A&M	Lot 77-79	12029
ASSISTS	270	173	* 02/23/16	ALABAMA	w 78-53	24262
Assists per game	15.0	9.6	* 02/27/16	at Vanderbilt	L 62-74	14326
TURNOVERS	179	197	* 3/1/16	at Florida	w 88-79	10684
Turnovers per game	9.9	10.9	* 03/05/16	LSU	w 94-77	24414
Turnover margin	+1.0	-				
Assist/turnover ratio	1.5	0.9				
STEALS	86	63				
Steals per game	4.8	3.5				
BLOCKS	100	59				
Blocks per game	5.6	3.3				
ATTENDANCE	214696	130999				
Home games-Avg/Game	9-23855	9-14555				
Neutral site-Avg/Game	-	0-0				

* = Conference game
 1 = Champions Classic - United Center, Chicago
 2 = Hoophall Miami Invitational - American Airlines Arena, Miami
 3 = CBS Sports Classic - Barclays Center, Brooklyn, N.Y.
 4 = Big 12/SEC Challenge
 5 = SEC Tournament - Bridgestone Arena, Nashville, Tenn.
 6 = NCAA Tournament - Wells Fargo Arena, Des Moines, Iowa

Score by Periods	1st	2nd	OT	Totals
Kentucky	702	717	9	1428
Opponents	524	685	11	1220



2015-16 Kentucky Men's Basketball
 Kentucky Season Box Score (as of Apr 06, 2016)
 All games



RECORD:	OVERALL	HOME	AWAY	NEUTRAL
ALL GAMES	27-9	17-0	4-7	6-2
CONFERENCE	13-5	9-0	4-5	0-0
NON-CONFERENCE	14-4	8-0	0-2	6-2

##	Player	gp-gs	min	avg	Total			3-Point			F-Throw		Rebounds					pts	avg			
					fg-fga	fg%	3fg-fga	3fg%	ft-fta	ft%	off	def	tot	avg	pf	dq	a			to	blk	stl
23	Jamal Murray	36-36	1267	35.2	244-538	.454	113-277	.408	119-152	.783	53	133	186	5.2	75	1	79	84	11	35	720	20.0
03	Tyler Ulis	35-35	1288	36.8	192-442	.434	55-160	.344	167-195	.856	19	86	105	3.0	64	2	246	69	4	51	606	17.3
22	Alex Poythress	31-23	732	23.6	119-198	.601	7-23	.304	72-102	.706	55	132	187	6.0	112	7	10	37	22	19	317	10.2
13	Isaiah Briscoe	34-33	1094	32.2	132-301	.439	5-37	.135	57-124	.460	49	132	181	5.3	96	2	107	66	5	35	326	9.6
35	Derek Willis	32-11	596	18.6	81-168	.482	53-120	.442	32-36	.889	30	97	127	4.0	55	2	12	22	24	21	247	7.7
01	Skal Labissiere	36-18	567	15.8	98-190	.516	0-2	.000	41-62	.661	35	78	113	3.1	108	5	11	33	59	9	237	6.6
00	Marcus Lee	36-20	785	21.8	102-150	.680	0-0	.000	25-62	.403	87	129	216	6.0	109	8	11	35	59	12	229	6.4
25	Dominique Hawkins	27-0	249	9.2	17-46	.370	8-29	.276	19-25	.760	13	9	22	0.8	30	0	13	6	3	6	61	2.3
15	Isaac Humphries	23-1	210	9.1	16-41	.390	0-0	.000	11-15	.733	20	36	56	2.4	46	2	2	10	16	2	43	1.9
04	Charles Matthews	36-3	370	10.3	23-52	.442	1-4	.250	14-34	.412	32	27	59	1.6	33	0	13	19	6	15	61	1.7
11	Mychal Mulder	24-0	90	3.8	4-20	.200	2-12	.167	2-2	1.000	9	18	27	1.1	6	0	8	2	0	1	12	0.5
10	Jonny David	11-0	11	1.0	0-2	.000	0-2	.000	2-2	1.000	0	0	0	0.0	1	0	0	1	0	0	2	0.2
24	EJ Floreal	13-0	16	1.2	0-1	.000	0-0	.000	0-2	.000	1	5	6	0.5	0	0	0	1	0	0	0	0.0
Team											59	52	111		2		17					
Total.....		36	7275		1028-2149	.478	244-666	.366	561-813	.690	462	934	1396	38.8	737	29	512	402	209	206	2861	79.5
Opponents.....		36	7275		827-2082	.397	201-616	.326	596-849	.702	438	771	1209	33.6	713	-	334	447	111	156	2451	68.1

Score by Periods	1st	2nd	OT	Totals
Kentucky	1371	1462	28	2861
Opponents	1104	1316	31	2451



2015-16 Kentucky Men's Basketball
Kentucky Overall Team Statistics (as of Apr 06, 2016)
All games



TEAM STATISTICS	UK	OPP
SCORING	2861	2451
Points per game	79.5	68.1
Scoring margin	+11.4	-
FIELD GOALS-ATT	1028-2149	827-2082
Field goal pct	.478	.397
3 POINT FG-ATT	244-666	201-616
3-point FG pct	.366	.326
3-pt FG made per game	6.8	5.6
FREE THROWS-ATT	561-813	596-849
Free throw pct	.690	.702
F-Throws made per game	15.6	16.6
REBOUNDS	1396	1209
Rebounds per game	38.8	33.6
Rebounding margin	+5.2	-
ASSISTS	512	334
Assists per game	14.2	9.3
TURNOVERS	402	447
Turnovers per game	11.2	12.4
Turnover margin	+1.3	-
Assist/turnover ratio	1.3	0.7
STEALS	206	156
Steals per game	5.7	4.3
BLOCKS	209	111
Blocks per game	5.8	3.1
WINNING STREAK	0	-
Home win streak	34	-
ATTENDANCE	397148	297664
Home games-Avg/Game	17-23362	11-14500
Neutral site-Avg/Game	-	8-17270

Score by Periods	1st	2nd	OT	Totals
Kentucky	1371	1462	28	2861
Opponents	1104	1316	31	2451



2015-16 Kentucky Men's Basketball
 Kentucky Category Leaders (as of Apr 06, 2016)
 All games



Points	G	Pts	Pts/G
Jamal Murray	36	720	20.0
Tyler Ulis	35	606	17.3
Isaiah Briscoe	34	326	9.6
Alex Poythress	31	317	10.2
Derek Willis	32	247	7.7
Skal Labissiere	36	237	6.6
Marcus Lee	36	229	6.4
Charles Matthews	36	61	1.7
Dominique Hawkins	27	61	2.3
Isaac Humphries	23	43	1.9
Mychal Mulder	24	12	0.5
Jonny David	11	2	0.2

Scoring Average	G	Pts	Avg/G
Jamal Murray	36	720	20.0
Tyler Ulis	35	606	17.3
Alex Poythress	31	317	10.2
Isaiah Briscoe	34	326	9.6
Derek Willis	32	247	7.7
Skal Labissiere	36	237	6.6
Marcus Lee	36	229	6.4
Dominique Hawkins	27	61	2.3
Isaac Humphries	23	43	1.9
Charles Matthews	36	61	1.7
Mychal Mulder	24	12	0.5
Jonny David	11	2	0.2

FG Percentage	FG	Att	Pct
Marcus Lee	102	150	.680
Alex Poythress	119	198	.601
Skal Labissiere	98	190	.516
Derek Willis	81	168	.482
Jamal Murray	244	538	.454
Charles Matthews	23	52	.442
Isaiah Briscoe	132	301	.439
Tyler Ulis	192	442	.434
Isaac Humphries	16	41	.390
Dominique Hawkins	17	46	.370
Mychal Mulder	4	20	.200
Jonny David	0	2	.000
EJ Floreal	0	1	.000

Field Goal Attempts	G	Att	Att/G
Jamal Murray	36	538	14.9
Tyler Ulis	35	442	12.6
Isaiah Briscoe	34	301	8.9
Alex Poythress	31	198	6.4
Skal Labissiere	36	190	5.3

Field Goals Made	G	Made	Made/G
Jamal Murray	36	244	6.8
Tyler Ulis	35	192	5.5
Isaiah Briscoe	34	132	3.9
Alex Poythress	31	119	3.8
Marcus Lee	36	102	2.8

3-Point Percentage	3FG	Att	Pct
Derek Willis	53	120	.442
Jamal Murray	113	277	.408
Tyler Ulis	55	160	.344
Alex Poythress	7	23	.304
Dominique Hawkins	8	29	.276
Charles Matthews	1	4	.250
Mychal Mulder	2	12	.167
Isaiah Briscoe	5	37	.135
Jonny David	0	2	.000
Skal Labissiere	0	2	.000

3-Point FG Attempts	G	Att	Att/G
Jamal Murray	36	277	7.7
Tyler Ulis	35	160	4.6
Derek Willis	32	120	3.8
Isaiah Briscoe	34	37	1.1
Dominique Hawkins	27	29	1.1

3-Point FG Made	G	Made	Made/G
Jamal Murray	36	113	3.1
Tyler Ulis	35	55	1.6
Derek Willis	32	53	1.7
Dominique Hawkins	27	8	0.3
Alex Poythress	31	7	0.2

Free Throw Percent	FG	Att	Pct
Jonny David	2	2	1.000
Mychal Mulder	2	2	1.000
Derek Willis	32	36	.889
Tyler Ulis	167	195	.856
Jamal Murray	119	152	.783
Dominique Hawkins	19	25	.760
Isaac Humphries	11	15	.733
Alex Poythress	72	102	.706
Skal Labissiere	41	62	.661
Isaiah Briscoe	57	124	.460
Charles Matthews	14	34	.412
Marcus Lee	25	62	.403

Free Throw Attempts	G	Att	Att/G
Tyler Ulis	35	195	5.6
Jamal Murray	36	152	4.2
Isaiah Briscoe	34	124	3.6
Alex Poythress	31	102	3.3
Skal Labissiere	36	62	1.7
Marcus Lee	36	62	1.7

Free Throws Made	G	Made	Made/G
Tyler Ulis	35	167	4.8
Jamal Murray	36	119	3.3
Alex Poythress	31	72	2.3
Isaiah Briscoe	34	57	1.7
Skal Labissiere	36	41	1.1



2015-16 Kentucky Men's Basketball
 Kentucky Category Leaders (as of Apr 06, 2016)
 All games



Rebounds	G	Reb	Reb/G
Marcus Lee	36	216	6.0
Alex Poythress	31	187	6.0
Jamal Murray	36	186	5.2
Isaiah Briscoe	34	181	5.3
Derek Willis	32	127	4.0

Assists	G	No.	Ast/G
Tyler Ulis	35	246	7.0
Isaiah Briscoe	34	107	3.1
Jamal Murray	36	79	2.2
Dominique Hawkins	27	13	0.5
Charles Matthews	36	13	0.4

Rebound Average	G	Reb	Avg/G
Alex Poythress	31	187	6.0
Marcus Lee	36	216	6.0
Isaiah Briscoe	34	181	5.3
Jamal Murray	36	186	5.2
Derek Willis	32	127	4.0

Steals	G	No.	Stl/G
Tyler Ulis	35	51	1.5
Isaiah Briscoe	34	35	1.0
Jamal Murray	36	35	1.0
Derek Willis	32	21	0.7
Alex Poythress	31	19	0.6

Offensive Rebounds	G	No.	Avg/G
Marcus Lee	36	87	2.4
Alex Poythress	31	55	1.8
Jamal Murray	36	53	1.5
Isaiah Briscoe	34	49	1.4
Skal Labissiere	36	35	1.0

Blocked Shots	G	No.	Blk/G
Skal Labissiere	36	59	1.6
Marcus Lee	36	59	1.6
Derek Willis	32	24	0.8
Alex Poythress	31	22	0.7
Isaac Humphries	23	16	0.7

Defensive Rebounds	G	No.	Avg/G
Jamal Murray	36	133	3.7
Alex Poythress	31	132	4.3
Isaiah Briscoe	34	132	3.9
Marcus Lee	36	129	3.6
Derek Willis	32	97	3.0

Minutes	G	No.	Min/G
Tyler Ulis	35	1288	36.8
Jamal Murray	36	1267	35.2
Isaiah Briscoe	34	1094	32.2
Marcus Lee	36	785	21.8
Alex Poythress	31	732	23.6

Fouls	G	No.	Per/G
Alex Poythress	31	112	3.6
Marcus Lee	36	109	3.0
Skal Labissiere	36	108	3.0
Isaiah Briscoe	34	96	2.8
Jamal Murray	36	75	2.1

Turnovers	G	No.	TO/G
Jamal Murray	36	84	2.3
Tyler Ulis	35	69	2.0
Isaiah Briscoe	34	66	1.9
Alex Poythress	31	37	1.2
Marcus Lee	36	35	1.0

Foulsouts	G	No.
Marcus Lee	36	8
Alex Poythress	31	7
Skal Labissiere	36	5
Derek Willis	32	2
Tyler Ulis	35	2
Isaiah Briscoe	34	2
Isaac Humphries	23	2



2015-16 Kentucky Men's Basketball
 Kentucky Team Game-by-Game (as of Apr 06, 2016)
 All games



TEAM STATISTICS

Opponent	Date	Score	W	Total		3-Pointers		Free throws		Rebounds				pf	a	t/o	blk	stl	pts	avg
				fg-fga	pct	3fg-fga	pct	ft-fa	pct	off	def	tot	avg							
ALBANY	11/13/15	78-65	W	28-50	.560	6-17	.353	16-24	.667	12	22	34	34.0	21	16	20	8	6	78	78.0
NJIT	11/14/15	87-57	W	32-69	.464	5-21	.238	18-24	.750	22	32	54	44.0	18	14	14	9	6	87	82.5
vs #5/4 Duke	11/17/15	74-63	W	30-67	.448	3-10	.300	11-18	.611	17	22	39	42.3	21	15	9	7	9	74	79.7
WRIGHT STATE	11/20/15	78-63	W	25-47	.532	2-10	.200	26-37	.703	7	30	37	41.0	17	9	12	1	5	78	79.2
BOSTON U.	11/24/15	82-62	W	33-64	.516	3-15	.200	13-26	.500	18	27	45	41.8	18	15	12	5	12	82	79.8
vs USF	11/27/15	84-63	W	31-62	.500	6-13	.462	16-19	.842	12	25	37	41.0	17	16	8	5	9	84	80.5
ILLINOIS STATE	11/30/15	75-63	W	22-51	.431	2-12	.167	29-46	.630	12	27	39	40.7	19	8	15	9	6	75	79.7
at UCLA	12/03/15	77-87	L	25-66	.379	8-25	.320	19-25	.760	16	21	37	40.2	27	12	8	2	6	77	79.4
EKU	12/9/15	88-67	W	35-64	.547	4-19	.211	14-20	.700	18	32	50	41.3	17	18	17	9	3	88	80.3
ARIZONA STATE	12/12/15	72-58	W	24-55	.436	6-21	.286	18-26	.692	11	25	36	40.8	20	15	14	8	6	72	79.5
vs Ohio State	12/19/15	67-74	L	25-63	.397	9-19	.474	8-14	.571	13	27	40	40.7	17	14	12	5	6	67	78.4
#16/15 LOUISVILLE	12/26/15	75-73	W	24-52	.462	11-23	.478	16-25	.640	10	19	29	39.8	19	12	15	6	4	75	78.1
OLE MISS	01/02/16	83-61	W	33-66	.500	7-25	.280	10-20	.500	20	21	41	39.8	25	18	12	2	13	83	78.5
at LSU	01/05/16	67-85	L	24-58	.414	7-20	.350	12-23	.522	11	21	32	39.3	25	8	14	1	3	67	77.6
at Alabama	1/9/16	77-61	W	28-51	.549	2-9	.222	19-30	.633	14	29	43	39.5	23	12	11	5	2	77	77.6
MISSISSIPPI STATE	01/12/16	80-74	W	28-55	.509	9-23	.391	15-20	.750	11	22	33	39.1	21	16	17	4	7	80	77.8
at Auburn	01/16/16	70-75	L	25-72	.347	6-18	.333	14-18	.778	18	30	48	39.6	25	15	11	7	7	70	77.3
at Arkansas	01/21/16	80-66	W	26-62	.419	5-16	.313	23-30	.767	16	27	43	39.8	25	9	6	9	5	80	77.4
VANDERBILT	01/23/16	76-57	W	33-60	.550	6-19	.316	4-6	.667	6	26	32	39.4	19	12	7	3	6	76	77.4
MISSOURI	01/27/16	88-54	W	34-65	.523	9-20	.450	11-14	.786	15	32	47	39.8	12	18	11	11	6	88	77.9
at #4/3 Kansas	01/30/16	84-90	Lot	33-62	.532	5-23	.217	13-22	.591	6	25	31	39.4	33	15	16	6	10	84	78.2
at Tennessee	02/02/16	77-84	L	26-62	.419	7-22	.318	18-23	.783	16	20	36	39.2	26	15	11	4	2	77	78.1
FLORIDA	02/06/16	80-61	W	30-58	.517	12-20	.600	8-14	.571	11	26	37	39.1	18	19	10	5	2	80	78.2
GEORGIA	02/09/16	82-48	W	29-56	.518	10-21	.476	14-22	.636	10	24	34	38.9	20	13	7	7	8	82	78.4
at RV/#20 South Carolina	2/13/16	89-62	W	31-64	.484	11-25	.440	16-21	.762	14	24	38	38.9	21	17	12	5	6	89	78.8
TENNESSEE	02/18/16	80-70	W	26-62	.419	11-24	.458	17-23	.739	14	31	45	39.1	19	13	8	4	2	80	78.8
at RV/#24 Texas A&M	02/20/16	77-79	Lot	27-54	.500	10-20	.500	13-17	.765	6	30	36	39.0	21	15	9	7	3	77	78.8
ALABAMA	02/23/16	78-53	W	27-59	.458	2-10	.200	22-28	.786	15	26	41	39.1	15	15	4	5	6	78	78.8
at Vanderbilt	02/27/16	62-74	L	23-55	.418	6-22	.273	10-23	.435	9	28	37	39.0	22	10	5	7	2	62	78.2
at Florida	3/1/16	88-79	W	29-55	.527	7-10	.700	23-32	.719	9	36	45	39.2	27	19	13	8	3	88	78.5
LSU	03/05/16	94-77	W	38-72	.528	7-18	.389	11-17	.647	18	27	45	39.4	16	26	11	6	3	94	79.0
vs Alabama	03/11/16	85-59	W	30-55	.545	13-22	.591	12-16	.750	11	20	31	39.1	16	18	7	1	2	85	79.2
vs Georgia	03/12/16	93-80	W	29-58	.500	9-21	.429	26-30	.867	13	18	31	38.9	18	10	5	5	6	93	79.6
vs #17/17 Texas A&M	03/13/16	82-77	Wot	28-58	.483	10-24	.417	16-24	.667	11	24	35	38.8	18	13	13	6	9	82	79.7
vs Stony Brook	03-17-16	85-57	W	33-63	.524	4-13	.308	15-17	.882	10	34	44	38.9	17	14	10	15	9	85	79.8
vs #14/12 Indiana	03-19-16	67-73	L	24-57	.421	4-16	.250	15-19	.789	10	24	34	38.8	24	8	16	2	6	67	79.5
Kentucky		2861		1028-2149	.478	244-666	.366	561-813	.690	462	934	1396	38.8	737	512	402	209	206	2861	79.5
Opponents		2451		827-2082	.397	201-616	.326	596-849	.702	438	771	1209	33.6	713	334	447	111	156	2451	68.1

Games played: 36
 Points/game: 79.5
 FG Pct: 47.8
 3FG Pct: 36.6
 FT Pct: 69.0

Rebounds/game: 38.8
 Assists/game: 14.2
 Turnovers/game: 11.2
 Assist/turnover ratio: 1.3
 Steals/game: 5.7
 Blocks/game: 5.8



2015-16 Kentucky Men's Basketball
 Kentucky Opponent Game-by-Game (as of Apr 06, 2016)
 All games



OPPONENT STATISTICS

Opponent	Date	Score		Total		3-Pointers		Free throws		Rebounds				pf	a	t/o	blk	stl	pts	avg
				fg-fga	pct	3fg-fga	pct	ft-fa	pct	off	def	tot	avg							
ALBANY	11/13/15	78-65	W	25-58	.431	1-14	.071	14-22	.636	13	15	28	28.0	26	4	15	0	9	65	65.0
NJIT	11/14/15	87-57	W	17-55	.309	5-19	.263	18-22	.818	7	16	23	25.5	22	8	14	2	6	57	61.0
vs #5/4 Duke	11/17/15	74-63	W	22-54	.407	5-13	.385	14-23	.609	15	24	39	30.0	20	9	16	8	3	63	61.7
WRIGHT STATE	11/20/15	78-63	W	21-58	.362	6-14	.429	15-17	.882	8	19	27	29.3	33	8	12	1	5	63	62.0
BOSTON U.	11/24/15	82-62	W	20-54	.370	8-24	.333	14-18	.778	8	19	27	28.8	22	9	17	2	6	62	62.0
vs USF	11/27/15	84-63	W	26-56	.464	2-10	.200	9-15	.600	10	21	31	29.2	17	5	14	4	2	63	62.2
ILLINOIS STATE	11/30/15	75-63	W	25-70	.357	5-20	.250	8-10	.800	14	23	37	30.3	32	8	16	2	5	63	62.3
at UCLA	12/03/15	77-87	L	28-53	.528	5-11	.455	26-34	.765	10	28	38	31.3	18	16	10	3	5	87	65.4
EKU	12/9/15	88-67	W	26-65	.400	5-18	.278	10-14	.714	11	14	25	30.6	19	11	13	1	7	67	65.6
ARIZONA STATE	12/12/15	72-58	W	23-62	.371	4-20	.200	8-15	.533	15	21	36	31.1	24	6	17	0	5	58	64.8
vs Ohio State	12/19/15	67-74	L	26-64	.406	9-18	.500	13-17	.765	13	29	42	32.1	16	10	11	7	9	74	65.6
#16/15 LOUISVILLE	12/26/15	75-73	W	27-63	.429	4-14	.286	15-22	.682	21	18	39	32.7	21	8	15	1	5	73	66.2
OLE MISS	01/02/16	83-61	W	20-50	.400	3-14	.214	18-26	.692	10	17	27	32.2	19	7	16	3	6	61	65.8
at LSU	01/05/16	67-85	L	30-61	.492	6-14	.429	19-30	.633	16	30	46	33.2	17	17	9	4	8	85	67.2
at Alabama	1/9/16	77-61	W	18-52	.346	7-24	.292	18-27	.667	8	17	25	32.7	24	5	7	7	3	61	66.8
MISSISSIPPI STATE	01/12/16	80-74	W	27-51	.529	6-13	.462	14-16	.875	3	17	20	31.9	20	8	19	0	5	74	67.2
at Auburn	01/16/16	70-75	L	21-55	.382	12-26	.462	21-31	.677	7	31	38	32.2	13	9	13	7	2	75	67.7
at Arkansas	01/21/16	80-66	W	22-55	.400	2-12	.167	20-31	.645	12	22	34	32.3	23	12	9	5	3	66	67.6
VANDERBILT	01/23/16	76-57	W	16-50	.320	5-15	.333	20-25	.800	10	22	32	32.3	10	8	12	3	3	57	67.1
MISSOURI	01/27/16	88-54	W	18-57	.316	4-14	.286	14-19	.737	9	19	28	32.1	15	7	15	2	4	54	66.4
at #4/3 Kansas	01/30/16	84-90	Lot	26-56	.464	8-17	.471	30-47	.638	14	28	42	32.6	20	13	15	1	5	90	67.5
at Tennessee	02/02/16	77-84	L	23-56	.411	8-19	.421	30-34	.882	14	23	37	32.8	19	12	8	3	3	84	68.3
FLORIDA	02/06/16	80-61	W	21-53	.396	6-19	.316	13-20	.650	9	19	28	32.6	17	10	10	1	4	61	68.0
GEORGIA	02/09/16	82-48	W	11-50	.220	3-11	.273	23-27	.852	16	20	36	32.7	20	5	15	0	0	48	67.1
at RV/#20 South Carolina	2/13/16	89-62	W	18-55	.327	4-14	.286	22-31	.710	16	23	39	33.0	20	7	16	8	3	62	66.9
TENNESSEE	02/18/16	80-70	W	22-58	.379	5-14	.357	21-30	.700	13	26	39	33.2	17	7	7	3	1	70	67.0
at RV/#24 Texas A&M	02/20/16	77-79	Lot	28-72	.389	9-24	.375	14-24	.583	20	21	41	33.5	15	18	7	1	5	79	67.5
ALABAMA	02/23/16	78-53	W	17-48	.354	6-15	.400	13-18	.722	6	23	29	33.3	23	6	12	4	0	53	67.0
at Vanderbilt	02/27/16	62-74	L	26-62	.419	6-16	.375	16-23	.696	11	28	39	33.5	16	11	5	3	1	74	67.2
at Florida	3/1/16	88-79	W	29-68	.426	5-18	.278	16-37	.432	16	19	35	33.6	24	15	5	2	4	79	67.6
LSU	03/05/16	94-77	W	28-62	.452	5-20	.250	16-21	.762	10	19	29	33.4	17	9	12	3	8	77	67.9
vs Alabama	03/11/16	85-59	W	19-48	.396	9-26	.346	12-19	.632	12	15	27	33.2	14	4	13	4	2	59	67.6
vs Georgia	03/12/16	93-80	W	28-57	.491	8-19	.421	16-21	.762	13	16	29	33.1	24	8	12	5	3	80	68.0
vs #17/17 Texas A&M	03/13/16	82-77	Wot	28-66	.424	6-23	.261	15-22	.682	17	24	41	33.3	20	11	13	4	5	77	68.3
vs Stony Brook	03-17-16	85-57	W	20-76	.263	3-13	.231	14-18	.778	25	21	46	33.7	14	10	14	3	6	57	67.9
vs #14/12 Indiana	03-19-16	67-73	L	25-52	.481	6-21	.286	17-23	.739	6	24	30	33.6	22	13	13	4	5	73	68.1
Opponents		2451		827-2082	.397	201-616	.326	596-849	.702	438	771	1209	33.6	713	334	447	111	156	2451	68.1
Kentucky		2861		1028-2149	.478	244-666	.366	561-813	.690	462	934	1396	38.8	737	512	402	209	206	2861	79.5

Games played: 36

Points/game: 68.1

FG Pct: 39.7

3FG Pct: 32.6

FT Pct: 70.2

Rebounds/game: 33.6

Assists/game: 9.3

Turnovers/game: 12.4

Assist/turnover ratio: 0.7

Steals/game: 4.3

Blocks/game: 3.1



2015-16 Kentucky Men's Basketball
 Kentucky Points-Rebounds-Assists (as of Apr 06, 2016)
 All games



Opponent	Date	Score		00	01	03	04	10	11	13
				LEE,MARCUS	LABISSIERE	ULIS,TYLER	MATTHEWS,C	DAVID,JOHN	MULDER,MYC	BRISCOE,IS
ALBANY	11/13/15	78-65	w	12-8-3	9-5-0	12-4-2	4-2-0	DNP	2-0-0	DNP
NJIT	11/14/15	87-57	w	10-8-0	26-5-0	5-5-5	1-0-2	0-0-0	0-2-1	11-12-2
vs #5/4 Duke	11/17/15	74-63	w	10-10-1	7-4-1	18-4-6	0-0-0	DNP	DNP	12-3-1
WRIGHT STATE	11/20/15	78-63	w	0-7-0	13-3-0	21-2-5	4-1-0	DNP	0-2-1	15-3-2
BOSTON U.	11/24/15	82-62	w	9-2-0	16-7-0	15-6-6	3-7-2	0-0-0	0-0-0	11-7-5
vs USF	11/27/15	84-63	w	4-6-0	17-4-2	8-2-2	11-2-1	2-0-0	0-0-0	6-6-7
ILLINOIS STATE	11/30/15	75-63	w	13-12-0	2-2-0	DNP	5-3-2	DNP	0-0-0	18-7-3
at UCLA	12/03/15	77-87	L	2-2-0	6-1-0	9-2-9	2-3-1	DNP	DNP	20-2-1
EKU	12/9/15	88-67	w	11-8-0	10-4-2	9-4-8	7-2-0	DNP	DNP	10-6-1
ARIZONA STATE	12/12/15	72-58	w	14-7-0	0-0-0	12-5-6	0-1-1	0-0-0	0-2-1	9-4-2
vs Ohio State	12/19/15	67-74	L	12-9-0	2-5-0	11-2-4	0-0-0	DNP	0-1-1	3-6-7
#16/15 LOUISVILLE	12/26/15	75-73	w	8-7-0	2-3-0	21-1-8	2-2-0	DNP	0-0-0	DNP
OLE MISS	01/02/16	83-61	w	13-8-0	9-3-0	20-3-10	3-1-0	DNP	DNP	6-5-3
at LSU	01/05/16	67-85	L	0-2-0	3-2-0	23-1-6	0-1-1	DNP	5-8-0	5-6-0
at Alabama	1/9/16	77-61	w	8-11-0	0-1-0	8-5-8	0-0-0	DNP	3-4-0	12-5-4
MISSISSIPPI STATE	01/12/16	80-74	w	2-9-0	5-4-0	21-3-5	0-0-0	DNP	2-0-2	14-4-5
at Auburn	01/16/16	70-75	L	3-4-1	4-2-0	17-10-8	0-0-1	0-0-0	0-3-0	8-3-1
at Arkansas	01/21/16	80-66	w	4-2-0	11-3-0	24-1-5	1-3-0	0-0-0	0-1-0	2-7-3
VANDERBILT	01/23/16	76-57	w	6-5-0	0-0-0	21-3-5	2-2-1	DNP	DNP	6-4-4
MISSOURI	01/27/16	88-54	w	2-3-0	12-0-0	20-2-8	2-3-0	0-0-0	0-0-0	15-6-6
at #4/3 Kansas	01/30/16	84-90	L	4-3-0	4-0-0	26-2-8	0-0-0	DNP	DNP	12-4-5
at Tennessee	02/02/16	77-84	L	2-3-0	2-2-1	20-0-5	0-0-0	DNP	DNP	10-8-3
FLORIDA	02/06/16	80-61	w	4-6-1	2-3-0	18-4-11	2-1-0	DNP	0-0-0	3-2-6
GEORGIA	02/09/16	82-48	w	4-2-0	6-7-0	14-3-8	7-5-0	0-0-0	0-1-0	7-3-4
at RV/#20 South Carolin	2/13/16	89-62	w	11-13-0	4-1-0	27-0-12	2-5-1	DNP	DNP	10-5-3
TENNESSEE	02/18/16	80-70	w	4-4-0	4-4-1	11-4-9	0-2-0	0-0-0	0-0-0	5-10-1
at RV/#24 Texas A&M	02/20/16	77-79	L	8-5-0	3-3-0	22-4-11	0-1-0	DNP	DNP	11-6-3
ALABAMA	02/23/16	78-53	w	6-12-2	2-2-0	19-5-10	0-2-0	DNP	0-1-0	10-4-1
at Vanderbilt	02/27/16	62-74	L	9-6-1	0-1-0	12-3-6	0-4-0	0-0-0	0-1-0	8-4-2
at Florida	3/1/16	88-79	w	5-8-0	11-8-0	19-4-11	0-0-0	DNP	DNP	13-3-3
LSU	03/05/16	94-77	w	12-10-0	18-9-2	14-5-14	0-0-0	DNP	0-0-0	8-6-3
vs Alabama	03/11/16	85-59	w	2-5-1	7-5-0	17-1-5	0-0-0	DNP	0-0-1	4-4-6
vs Georgia	03/12/16	93-80	w	2-1-1	2-0-0	25-1-5	0-3-0	DNP	0-0-0	12-7-2
vs #17/17 Texas A&M	03/13/16	82-77	w	2-1-0	2-1-1	30-3-5	1-2-0	DNP	DNP	10-5-6
vs Stony Brook	03-17-16	85-57	w	7-3-0	12-4-1	10-1-7	2-1-0	0-0-0	0-1-1	13-11-1
vs #14/12 Indiana	03-19-16	67-73	L	4-4-0	4-5-0	27-0-3	0-0-0	DNP	DNP	7-3-1



2015-16 Kentucky Men's Basketball
 Kentucky Points-Rebounds-Assists (as of Apr 06, 2016)
 All games



Opponent	Date	Score		15	22	23	24	25	35
				HUMPHRIES,	POYTHRESS,	MURRAY,JAM	FLOREAL,EJ	HAWKINS,DO	WILLIS,DER
ALBANY	11/13/15	78-65	w	4-2-0	2-3-0	19-3-8	DNP	0-1-0	14-5-3
NJIT	11/14/15	87-57	w	5-3-0	9-7-0	8-5-2	DNP	1-1-1	11-3-1
vs #5/4 Duke	11/17/15	74-63	w	2-3-1	9-7-0	16-5-5	DNP	DNP	0-0-0
WRIGHT STATE	11/20/15	78-63	w	DNP	10-10-0	13-6-1	DNP	DNP	2-0-0
BOSTON U.	11/24/15	82-62	w	DNP	14-10-0	12-3-2	DNP	0-0-0	2-2-0
vs USF	11/27/15	84-63	w	2-0-0	8-5-0	21-3-3	DNP	3-0-1	2-0-0
ILLINOIS STATE	11/30/15	75-63	w	DNP	9-7-2	16-5-1	DNP	7-0-0	5-2-0
at UCLA	12/03/15	77-87	L	4-6-0	4-5-1	17-5-0	DNP	2-3-0	11-6-0
EKU	12/9/15	88-67	w	DNP	21-13-0	16-7-4	DNP	2-2-2	2-1-1
ARIZONA STATE	12/12/15	72-58	w	3-1-0	10-6-0	17-3-5	0-1-0	0-0-0	7-3-0
vs Ohio State	12/19/15	67-74	L	DNP	6-7-1	33-3-1	DNP	0-0-0	DNP
#16/15 LOUISVILLE	12/26/15	75-73	w	DNP	14-6-1	12-6-2	DNP	13-1-1	3-2-0
OLE MISS	01/02/16	83-61	w	0-0-0	6-9-0	18-6-3	DNP	0-0-1	8-1-1
at LSU	01/05/16	67-85	L	0-1-0	4-4-0	21-2-1	DNP	DNP	6-3-0
at Alabama	1/9/16	77-61	w	DNP	25-7-0	21-5-0	0-0-0	DNP	0-2-0
MISSISSIPPI STATE	01/12/16	80-74	w	DNP	6-8-0	22-1-3	DNP	DNP	8-2-1
at Auburn	01/16/16	70-75	L	DNP	6-3-0	20-5-2	0-0-0	DNP	12-12-2
at Arkansas	01/21/16	80-66	w	0-0-0	7-6-0	19-7-1	0-1-0	DNP	12-7-0
VANDERBILT	01/23/16	76-57	w	DNP	16-2-0	18-7-2	0-0-0	DNP	7-9-0
MISSOURI	01/27/16	88-54	w	0-1-0	8-7-1	11-9-2	0-1-0	DNP	18-12-1
at #4/3 Kansas	01/30/16	84-90	L	DNP	13-8-1	15-6-0	DNP	4-1-1	6-5-0
at Tennessee	02/02/16	77-84	L	DNP	14-5-1	21-5-5	DNP	0-0-0	8-8-0
FLORIDA	02/06/16	80-61	w	4-6-0	DNP	35-6-1	0-0-0	0-0-0	12-6-0
GEORGIA	02/09/16	82-48	w	0-3-0	DNP	24-2-0	0-1-0	9-0-1	11-6-0
at RV/#20 South Carolin	2/13/16	89-62	w	0-1-0	DNP	26-5-1	DNP	0-0-0	9-2-0
TENNESSEE	02/18/16	80-70	w	3-6-0	DNP	28-9-2	DNP	0-1-0	25-5-0
at RV/#24 Texas A&M	02/20/16	77-79	L	6-12-0	DNP	21-1-1	DNP	3-0-0	3-1-0
ALABAMA	02/23/16	78-53	w	4-4-1	14-1-0	23-4-0	0-2-0	0-0-1	DNP
at Vanderbilt	02/27/16	62-74	L	0-1-0	0-3-0	33-9-1	0-0-0	0-1-0	DNP
at Florida	3/1/16	88-79	w	4-3-0	12-10-1	21-8-4	DNP	3-0-0	DNP
LSU	03/05/16	94-77	w	2-0-0	12-3-1	22-7-4	DNP	0-2-2	6-1-0
vs Alabama	03/11/16	85-59	w	0-0-0	20-7-0	23-3-4	0-0-0	7-2-1	5-1-0
vs Georgia	03/12/16	93-80	w	0-1-0	10-2-0	26-6-2	0-0-0	2-0-0	14-7-0
vs #17/17 Texas A&M	03/13/16	82-77	w	0-2-0	10-6-0	17-5-0	DNP	0-0-0	10-4-1
vs Stony Brook	03-17-16	85-57	w	0-0-0	12-4-0	19-7-2	0-0-0	2-4-1	8-5-1
vs #14/12 Indiana	03-19-16	67-73	L	DNP	6-6-0	16-7-4	DNP	3-3-0	0-4-0



2015-16 Kentucky Men's Basketball
 Kentucky Game-by-Game Highs (as of Apr 06, 2016)
 All games



Opponent	Date	Score	Points	Rebounds	Assists	Steals	Blocked shots
ALBANY	11/13/15	78-65	19-Jamal Murray	8-Marcus Lee	8-Jamal Murray	3-Jamal Murray	4-Skal Labissiere
NJIT	11/14/15	87-57	26-Labissiere, Skal	12-Isaiah Briscoe	5-Ulis, Tyler	2-Isaiah Briscoe	3-Marcus Lee
vs #5/4 Duke	11/17/15	74-63	18-Tyler Ulis	10-Marcus Lee	6-Tyler Ulis	4-Jamal Murray	2-Isaac Humphries Marcus Lee
WRIGHT STATE	11/20/15	78-63	21-Ulis, Tyler	10-Alex Poythress	5-Ulis, Tyler	2-Ulis, Tyler	1-Labissiere, Skal
BOSTON U.	11/24/15	82-62	16-Labissiere, Skal	10-Alex Poythress	6-Ulis, Tyler	3-Ulis, Tyler	3-Labissiere, Skal
vs USF	11/27/15	84-63	21-Jamal Murray	6-Marcus Lee Isaiah Briscoe	7-Isaiah Briscoe	2-Isaiah Briscoe Tyler Ulis	3-Skal Labissiere
ILLINOIS STATE	11/30/15	75-63	18-Isaiah Briscoe	12-Marcus Lee	3-Isaiah Briscoe	2-Matthews, Charles	2-Marcus Lee Alex Poythress
at UCLA	12/03/15	77-87	20-Isaiah Briscoe	6-Isaac Humphries Derek Willis	9-Ulis, Tyler	2-Jamal Murray Ulis, Tyler	2-Labissiere, Skal
EKU	12/9/15	88-67	21-Alex Poythress	13-Alex Poythress	8-Ulis, Tyler	2-Isaiah Briscoe	5-Marcus Lee
ARIZONA STATE	12/12/15	72-58	17-Jamal Murray	7-Marcus Lee	6-Ulis, Tyler	2-Isaiah Briscoe	5-Marcus Lee
vs Ohio State	12/19/15	67-74	33-Jamal Murray	9-Marcus Lee	7-Isaiah Briscoe	2-Marcus Lee	2-Labissiere, Skal Marcus Lee
#16/15 LOUISVILLE	12/26/15	75-73	21-Ulis, Tyler	7-Marcus Lee	8-Ulis, Tyler	1-Marcus Lee Alex Poythress Labissiere, Skal Ulis, Tyler	3-Alex Poythress
OLE MISS	01/02/16	83-61	20-Ulis, Tyler	9-Alex Poythress	10-Ulis, Tyler	6-Ulis, Tyler	2-Marcus Lee
at LSU	01/05/16	67-85	23-Tyler Ulis	8-Mychal Mulder	6-Tyler Ulis	1-Derek Willis Jamal Murray Isaiah Briscoe	1-Isaiah Briscoe
at Alabama	1/9/16	77-61	25-Alex Poythress	11-Marcus Lee	8-Tyler Ulis	1-Jamal Murray Tyler Ulis	2-Alex Poythress
MISSISSIPPI STATE	01/12/16	80-74	22-Jamal Murray	9-Marcus Lee	5-Isaiah Briscoe Ulis, Tyler	2-Ulis, Tyler	2-Marcus Lee
at Auburn	01/16/16	70-75	20-Jamal Murray	12-Derek Willis	8-Ulis, Tyler	3-Jamal Murray	3-Alex Poythress
at Arkansas	01/21/16	80-66	24-Tyler Ulis	7-Isaiah Briscoe Derek Willis Jamal Murray	5-Tyler Ulis	1-Jamal Murray Marcus Lee Tyler Ulis Derek Willis Skal Labissiere	4-Derek Willis
VANDERBILT	01/23/16	76-57	21-Ulis, Tyler	9-Derek Willis	5-Ulis, Tyler	3-Jamal Murray	1-Jamal Murray Derek Willis Marcus Lee
MISSOURI	01/27/16	88-54	20-Ulis, Tyler	12-Derek Willis	8-Ulis, Tyler	2-Isaiah Briscoe Jamal Murray	5-Labissiere, Skal
at #4/3 Kansas	01/30/16	84-90	26-Tyler Ulis	8-Alex Poythress	8-Tyler Ulis	3-Derek Willis Tyler Ulis	2-Marcus Lee
at Tennessee	02/02/16	77-84	21-Jamal Murray	8-Isaiah Briscoe Derek Willis	5-Ulis, Tyler Jamal Murray	2-Ulis, Tyler	3-Labissiere, Skal
FLORIDA	02/06/16	80-61	35-Jamal Murray	6-Marcus Lee Isaac Humphries Jamal Murray Derek Willis	11-Ulis, Tyler	2-Ulis, Tyler	2-Isaac Humphries Marcus Lee
GEORGIA	02/09/16	82-48	24-Jamal Murray	7-Labissiere, Skal	8-Ulis, Tyler	3-Ulis, Tyler	4-Isaac Humphries
at RV/#20 South Carolina	2/13/16	89-62	27-Tyler Ulis	13-Marcus Lee	12-Tyler Ulis	2-Tyler Ulis	2-Marcus Lee
TENNESSEE	02/18/16	80-70	28-Jamal Murray	10-Isaiah Briscoe	9-Ulis, Tyler	1-Matthews, Charles Jamal Murray	2-Isaac Humphries
at RV/#24 Texas A&M	02/20/16	77-79	22-Tyler Ulis	12-Isaac Humphries	11-Tyler Ulis	1-Isaac Humphries	3-Marcus Lee



2015-16 Kentucky Men's Basketball
 Kentucky Game-by-Game Highs (as of Apr 06, 2016)
 All games



Opponent	Date	Score	Points	Rebounds	Assists	Steals	Blocked shots
						Dominique Hawkins Tyler Ulis	
ALABAMA	02/23/16	78-53	23-Jamal Murray	12-Marcus Lee	10-Ulis, Tyler	3-Ulis, Tyler	2-Jamal Murray
at Vanderbilt	02/27/16	62-74	33-Jamal Murray	9-Jamal Murray	6-Ulis, Tyler	1-Matthews, Charles Ulis, Tyler	3-Marcus Lee
at Florida	3/1/16	88-79	21-Jamal Murray	10-Alex Poythress	11-Ulis, Tyler	1-Ulis, Tyler	4-Marcus Lee
						Dominique Hawkins Labissiere, Skal	
LSU	03/05/16	94-77	22-Jamal Murray	10-Marcus Lee	14-Ulis, Tyler	2-Isaiah Briscoe	6-Labissiere, Skal
vs Alabama	03/11/16	85-59	23-Jamal Murray	7-Alex Poythress	6-Isaiah Briscoe	1-Jamal Murray	1-Alex Poythress
vs Georgia	03/12/16	93-80	26-Jamal Murray	7-Derek Willis Isaiah Briscoe	5-Ulis, Tyler	2-Matthews, Charles Ulis, Tyler	4-Derek Willis
vs #17/17 Texas A&M	03/13/16	82-77	30-Ulis, Tyler	6-Alex Poythress	6-Isaiah Briscoe	3-Ulis, Tyler	2-Marcus Lee Derek Willis Labissiere, Skal
vs Stony Brook	03-17-16	85-57	19-Jamal Murray	11-Isaiah Briscoe	7-Ulis, Tyler	2-Alex Poythress Marcus Lee	6-Labissiere, Skal
vs #14/12 Indiana	03-19-16	67-73	27-Ulis, Tyler	7-Jamal Murray	4-Jamal Murray	2-Ulis, Tyler	2-Marcus Lee



2015-16 Kentucky Men's Basketball
Kentucky Team High/Low Analysis (as of Apr 06, 2016)
All games



Kentucky - TEAM GAME HIGHS

POINTS	94		LSU (03/05/16)
	93		vs Georgia (03/12/16)
	89		at RV/#20 South Carolina (2/13/16)
	88		at Florida (3/1/16)
	88		MISSOURI (01/27/16)
	88		EKU (12/9/15)
FIELD GOALS MADE	38		LSU (03/05/16)
	35		EKU (12/9/15)
FIELD GOAL ATTEMPTS	72		LSU (03/05/16)
	72		at Auburn (01/16/16)
FIELD GOAL PERCENTAGE	.560	(28-50)	ALBANY (11/13/15)
	.550	(33-60)	VANDERBILT (01/23/16)
3 PT FIELD GOALS MADE	13		vs Alabama (03/11/16)
	12		FLORIDA (02/06/16)
3 PT FG ATTEMPTS	25		at RV/#20 South Carolina (2/13/16)
	25		OLE MISS (01/02/16)
	25		at UCLA (12/03/15)
3 PT FG PERCENTAGE	.700	(7-10)	at Florida (3/1/16)
	.600	(12-20)	FLORIDA (02/06/16)
FREE THROWS MADE	29		ILLINOIS STATE (11/30/15)
	26		vs Georgia (03/12/16)
	26		WRIGHT STATE (11/20/15)
FREE THROW ATTEMPTS	46		ILLINOIS STATE (11/30/15)
	37		WRIGHT STATE (11/20/15)
FREE THROW PERCENTAGE	.882	(15-17)	vs Stony Brook (03-17-16)
	.867	(26-30)	vs Georgia (03/12/16)
REBOUNDS	54		NJIT (11/14/15)
	50		EKU (12/9/15)
ASSISTS	26		LSU (03/05/16)
	19		at Florida (3/1/16)
	19		FLORIDA (02/06/16)
STEALS	13		OLE MISS (01/02/16)
	12		BOSTON U. (11/24/15)
BLOCKED SHOTS	15		vs Stony Brook (03-17-16)
	11		MISSOURI (01/27/16)
TURNOVERS	20		ALBANY (11/13/15)
	17		MISSISSIPPI STATE (01/12/16)
	17		EKU (12/9/15)
FOULS	33		at #4/3 Kansas (01/30/16)
	27		at Florida (3/1/16)
	27		at UCLA (12/03/15)



2015-16 Kentucky Men's Basketball
Kentucky High/Low Analysis (as of Apr 06, 2016)
All games



Opponent - GAME HIGHS

POINTS	90		at #4/3 Kansas (01/30/16)
	87		at UCLA (12/03/15)
	85		at LSU (01/05/16)
	84		at Tennessee (02/02/16)
	80		vs Georgia (03/12/16)
FIELD GOALS MADE	30		at LSU (01/05/16)
	29		at Florida (3/1/16)
FIELD GOAL ATTEMPTS	76		vs Stony Brook (03-17-16)
	72		at RV/#24 Texas A&M (02/20/16)
FIELD GOAL PERCENTAGE	.529	(27-51)	MISSISSIPPI STATE (01/12/16)
	.528	(28-53)	at UCLA (12/03/15)
3 PT FIELD GOALS MADE	12		at Auburn (01/16/16)
	9		vs Alabama (03/11/16)
	9		at RV/#24 Texas A&M (02/20/16)
	9		vs Ohio State (12/19/15)
3 PT FG ATTEMPTS	26		vs Alabama (03/11/16)
	26		at Auburn (01/16/16)
3 PT FG PERCENTAGE	.500	(9-18)	vs Ohio State (12/19/15)
	.471	(8-17)	at #4/3 Kansas (01/30/16)
FREE THROWS MADE	30		at Tennessee (02/02/16)
	30		at #4/3 Kansas (01/30/16)
FREE THROW ATTEMPTS	47		at #4/3 Kansas (01/30/16)
	37		at Florida (3/1/16)
FREE THROW PERCENTAGE	.882	(30-34)	at Tennessee (02/02/16)
	.882	(15-17)	WRIGHT STATE (11/20/15)
REBOUNDS	46		vs Stony Brook (03-17-16)
	46		at LSU (01/05/16)
ASSISTS	18		at RV/#24 Texas A&M (02/20/16)
	17		at LSU (01/05/16)
STEALS	9		vs Ohio State (12/19/15)
	9		ALBANY (11/13/15)
BLOCKED SHOTS	8		at RV/#20 South Carolina (2/13/16)
	8		vs #5/4 Duke (11/17/15)
TURNOVERS	19		MISSISSIPPI STATE (01/12/16)
	17		ARIZONA STATE (12/12/15)
	17		BOSTON U. (11/24/15)
FOULS	33		WRIGHT STATE (11/20/15)
	32		ILLINOIS STATE (11/30/15)



2015-16 Kentucky Men's Basketball
Kentucky High/Low Analysis (as of Apr 06, 2016)
All games



Kentucky - GAME LOWS

POINTS	62		at Vanderbilt (02/27/16)
	67		vs Ohio State (12/19/15)
	67		at LSU (01/05/16)
	67		vs #14/12 Indiana (03-19-16)
	70		at Auburn (01/16/16)
FIELD GOALS MADE	22		ILLINOIS STATE (11/30/15)
	23		at Vanderbilt (02/27/16)
FIELD GOAL ATTEMPTS	47		WRIGHT STATE (11/20/15)
	50		ALBANY (11/13/15)
FIELD GOAL PERCENTAGE	.347	(25-72)	at Auburn (01/16/16)
	.379	(25-66)	at UCLA (12/03/15)
3 PT FIELD GOALS MADE	2		WRIGHT STATE (11/20/15)
	2		ILLINOIS STATE (11/30/15)
	2		at Alabama (1/9/16)
	2		ALABAMA (02/23/16)
3 PT FG ATTEMPTS	9		at Alabama (1/9/16)
	10		vs #5/4 Duke (11/17/15)
	10		WRIGHT STATE (11/20/15)
	10		ALABAMA (02/23/16)
	10		at Florida (3/1/16)
3 PT FG PERCENTAGE	.167	(2-12)	ILLINOIS STATE (11/30/15)
	.200	(2-10)	WRIGHT STATE (11/20/15)
	.200	(2-10)	ALABAMA (02/23/16)
	.200	(3-15)	BOSTON U. (11/24/15)
FREE THROWS MADE	4		VANDERBILT (01/23/16)
	8		vs Ohio State (12/19/15)
	8		FLORIDA (02/06/16)
FREE THROW ATTEMPTS	6		VANDERBILT (01/23/16)
	14		vs Ohio State (12/19/15)
	14		MISSOURI (01/27/16)
	14		FLORIDA (02/06/16)
FREE THROW PERCENTAGE	.435	(10-23)	at Vanderbilt (02/27/16)
	.500	(10-20)	OLE MISS (01/02/16)
	.500	(13-26)	BOSTON U. (11/24/15)
REBOUNDS	29		#16/15 LOUISVILLE (12/26/15)
	31		at #4/3 Kansas (01/30/16)
	31		vs Alabama (03/11/16)
	31		vs Georgia (03/12/16)
ASSISTS	8		ILLINOIS STATE (11/30/15)
	8		at LSU (01/05/16)
	8		vs #14/12 Indiana (03-19-16)
STEALS	2		at Alabama (1/9/16)
	2		at Tennessee (02/02/16)
	2		FLORIDA (02/06/16)
	2		TENNESSEE (02/18/16)
	2		at Vanderbilt (02/27/16)
	2		vs Alabama (03/11/16)
BLOCKED SHOTS	1		WRIGHT STATE (11/20/15)
	1		at LSU (01/05/16)
	1		vs Alabama (03/11/16)
TURNOVERS	4		ALABAMA (02/23/16)
	5		at Vanderbilt (02/27/16)
	5		vs Georgia (03/12/16)
FOULS	12		MISSOURI (01/27/16)
	15		ALABAMA (02/23/16)



2015-16 Kentucky Men's Basketball
 Kentucky High/Low Analysis (as of Apr 06, 2016)
 All games



Opponent - GAME LOWS

POINTS	48		GEORGIA (02/09/16)
	53		ALABAMA (02/23/16)
	54		MISSOURI (01/27/16)
	57		NJIT (11/14/15)
	57		VANDERBILT (01/23/16)
	57		vs Stony Brook (03-17-16)
FIELD GOALS MADE	11		GEORGIA (02/09/16)
	16		VANDERBILT (01/23/16)
FIELD GOAL ATTEMPTS	48		ALABAMA (02/23/16)
	48		vs Alabama (03/11/16)
FIELD GOAL PERCENTAGE	.220	(11-50)	GEORGIA (02/09/16)
	.263	(20-76)	vs Stony Brook (03-17-16)
3 PT FIELD GOALS MADE	1		ALBANY (11/13/15)
	2		vs USF (11/27/15)
	2		at Arkansas (01/21/16)
3 PT FG ATTEMPTS	10		vs USF (11/27/15)
	11		at UCLA (12/03/15)
	11		GEORGIA (02/09/16)
3 PT FG PERCENTAGE	.071	(1-14)	ALBANY (11/13/15)
	.167	(2-12)	at Arkansas (01/21/16)
FREE THROWS MADE	8		ILLINOIS STATE (11/30/15)
	8		ARIZONA STATE (12/12/15)
FREE THROW ATTEMPTS	10		ILLINOIS STATE (11/30/15)
	14		EKU (12/9/15)
FREE THROW PERCENTAGE	.432	(16-37)	at Florida (3/1/16)
	.533	(8-15)	ARIZONA STATE (12/12/15)
REBOUNDS	20		MISSISSIPPI STATE (01/12/16)
	23		NJIT (11/14/15)
ASSISTS	4		ALBANY (11/13/15)
	4		vs Alabama (03/11/16)
STEALS	0		GEORGIA (02/09/16)
	0		ALABAMA (02/23/16)
BLOCKED SHOTS	0		ALBANY (11/13/15)
	0		ARIZONA STATE (12/12/15)
	0		MISSISSIPPI STATE (01/12/16)
	0		GEORGIA (02/09/16)
TURNOVERS	5		at Vanderbilt (02/27/16)
	5		at Florida (3/1/16)
FOULS	10		VANDERBILT (01/23/16)
	13		at Auburn (01/16/16)



2015-16 Kentucky Men's Basketball
 Kentucky Player High/Low Analysis (as of Apr 06, 2016)
 All games



Kentucky - INDIVIDUAL GAME HIGHS

Points	35		Jamal Murray vs Florida (02/06/16)
	33		Jamal Murray at Vanderbilt (02/27/16)
	33		Jamal Murray vs Ohio State (12/19/15)
	30		Ulis, Tyler vs #17/17 Texas A&M (03/13/16)
	28		Jamal Murray vs Tennessee (02/18/16)
Field Goals Made	13		Jamal Murray vs Florida (02/06/16)
	13		Jamal Murray vs Ohio State (12/19/15)
Field Goal Att.	23		Jamal Murray vs Ohio State (12/19/15)
	22		Jamal Murray at Auburn (01/16/16)
FG Pct (min 5 made)	1.000	(5-5)	Marcus Lee vs EKU (12/9/15)
	.875	(7-8)	Alex Poythress vs Alabama (03/11/16)
	.875	(7-8)	Alex Poythress vs Boston U. (11/24/15)
3-Point FG Made	8		Jamal Murray vs Florida (02/06/16)
	7		Derek Willis vs Tennessee (02/18/16)
	7		Jamal Murray vs Ohio State (12/19/15)
3-Point FG Att.	12		Jamal Murray at Tennessee (02/02/16)
	12		Jamal Murray vs Ole Miss (01/02/16)
3-Pt FG Pct (min 2 made)	1.000	(2-2)	Derek Willis vs Stony Brook (03-17-16)
	1.000	(2-2)	Ulis, Tyler vs Alabama (03/11/16)
	1.000	(2-2)	Derek Willis vs Mississippi State (01/12/16)
	1.000	(2-2)	Tyler Ulis vs USF (11/27/15)
Free Throws Made	14		Tyler Ulis at Arkansas (01/21/16)
	12		Ulis, Tyler at Tennessee (02/02/16)
Free Throw Att.	15		Tyler Ulis at Arkansas (01/21/16)
	14		Ulis, Tyler at Tennessee (02/02/16)
FT Pct (min 3 made)	1.000	(10-10)	Jamal Murray vs Wright State (11/20/15)
	1.000	(8-8)	Derek Willis vs Georgia (03/12/16)
	1.000	(7-7)	Ulis, Tyler at Auburn (01/16/16)
	1.000	(6-6)	Jamal Murray at Alabama (1/9/16)
	1.000	(6-6)	Ulis, Tyler vs Boston U. (11/24/15)
	1.000	(6-6)	Tyler Ulis vs #5/4 Duke (11/17/15)
	1.000	(6-6)	Labissiere, Skal vs NJIT (11/14/15)
	1.000	(5-5)	Ulis, Tyler vs Alabama (03/11/16)
	1.000	(5-5)	Ulis, Tyler vs Mississippi State (01/12/16)
	1.000	(4-4)	Alex Poythress vs #14/12 Indiana (03-19-16)
	1.000	(4-4)	Alex Poythress vs Stony Brook (03-17-16)
	1.000	(4-4)	Ulis, Tyler vs Tennessee (02/18/16)
	1.000	(4-4)	Dominique Hawkins vs Georgia (02/09/16)
	1.000	(4-4)	Jamal Murray at Tennessee (02/02/16)
	1.000	(4-4)	Alex Poythress vs Missouri (01/27/16)
	1.000	(4-4)	Labissiere, Skal vs EKU (12/9/15)
	1.000	(4-4)	Ulis, Tyler at UCLA (12/03/15)
	1.000	(4-4)	Alex Poythress vs Wright State (11/20/15)
	1.000	(4-4)	Derek Willis vs Albany (11/13/15)
	1.000	(4-4)	Isaac Humphries vs Albany (11/13/15)
	1.000	(3-3)	Isaiah Briscoe vs #14/12 Indiana (03-19-16)
	1.000	(3-3)	Isaiah Briscoe vs Stony Brook (03-17-16)
	1.000	(3-3)	Alex Poythress vs EKU (12/9/15)
	1.000	(3-3)	Jamal Murray vs USF (11/27/15)
Rebounds	13		Marcus Lee at RV/#20 South Carolina (2/13/16)
	13		Alex Poythress vs EKU (12/9/15)
Assists	14		Ulis, Tyler vs LSU (03/05/16)
	12		Tyler Ulis at RV/#20 South Carolina (2/13/16)

Steals	6	Ulis, Tyler vs Ole Miss (01/02/16)
	4	Isaiah Briscoe vs Ole Miss (01/02/16)
	4	Jamal Murray vs #5/4 Duke (11/17/15)
Blocked Shots	6	Labissiere,Skal vs Stony Brook (03-17-16)
	6	Labissiere, Skal vs LSU (03/05/16)
Turnovers	7	Jamal Murray vs #16/15 Louisville (12/26/15)
	5	Isaiah Briscoe at RV/#20 South Carolina (2/13/16)
	5	Isaiah Briscoe vs Illinois State (11/30/15)
	5	Jamal Murray vs Wright State (11/20/15)
	5	Tyler Ulis vs Albany (11/13/15)
	5	Jamal Murray vs Albany (11/13/15)
Fouls	5	Ulis,Tyler vs #14/12 Indiana (03-19-16)
	5	Alex Poythress vs #17/17 Texas A&M (03/13/16)
	5	Isaiah Briscoe at Florida (3/1/16)
	5	Alex Poythress at Florida (3/1/16)
	5	Alex Poythress at Vanderbilt (02/27/16)
	5	Marcus Lee at RV/#24 Texas A&M (02/20/16)
	5	Isaac Humphries at RV/#24 Texas A&M (02/20/16)
	5	Isaac Humphries vs Georgia (02/09/16)
	5	Labissiere, Skal vs Georgia (02/09/16)
	5	Marcus Lee vs Florida (02/06/16)
	5	Alex Poythress at Tennessee (02/02/16)
	5	Ulis, Tyler at Tennessee (02/02/16)
	5	Derek Willis at #4/3 Kansas (01/30/16)
	5	Alex Poythress at #4/3 Kansas (01/30/16)
	5	Skal Labissiere at #4/3 Kansas (01/30/16)
	5	Marcus Lee at #4/3 Kansas (01/30/16)
	5	Marcus Lee at Arkansas (01/21/16)
	5	Jamal Murray at Auburn (01/16/16)
	5	Marcus Lee vs Mississippi State (01/12/16)
	5	Marcus Lee at LSU (01/05/16)
	5	Alex Poythress at LSU (01/05/16)
	5	Labissiere, Skal vs Ole Miss (01/02/16)
	5	Marcus Lee vs Ohio State (12/19/15)
	5	Labissiere, Skal vs Arizona State (12/12/15)
	5	Alex Poythress at UCLA (12/03/15)
	5	Derek Willis at UCLA (12/03/15)
	5	Isaiah Briscoe vs Illinois State (11/30/15)
5	Marcus Lee vs #5/4 Duke (11/17/15)	
5	Skal Labissiere vs #5/4 Duke (11/17/15)	
Minutes	45	Ulis, Tyler vs #17/17 Texas A&M (03/13/16)
	45	Tyler Ulis at RV/#24 Texas A&M (02/20/16)
	45	Tyler Ulis at #4/3 Kansas (01/30/16)
	44	Jamal Murray vs #17/17 Texas A&M (03/13/16)
	42	Jamal Murray at RV/#24 Texas A&M (02/20/16)



2015-16 Kentucky Men's Basketball
 Kentucky Opponent High/Low Analysis (as of Apr 06, 2016)
 All games



OPPONENT INDIVIDUAL GAME HIGHS

Points	33		Selden Jr., Wayne at #4/3 Kansas (01/30/16)
	32		Danuel House vs #17/17 Texas A&M (03/13/16)
	29		Obasohan, Retin vs Alabama (02/23/16)
	27		Egbunu, John at Florida (3/1/16)
	27		Punter, Kevin at Tennessee (02/02/16)
	27		Lee, Damion vs #16/15 Louisville (12/26/15)
Field Goals Made	12		Egbunu, John at Florida (3/1/16)
	12		Selden Jr., Wayne at #4/3 Kansas (01/30/16)
Field Goal Att.	23		Danuel House vs #17/17 Texas A&M (03/13/16)
	21		Warney, Jameel vs Stony Brook (03-17-16)
FG Pct (min 5 made)	1.000	(5-5)	SIMMONS, Ben at LSU (01/05/16)
	.875	(7-8)	Amile Jefferson vs #5/4 Duke (11/17/15)
3-Point FG Made	6		Edwards, Arthur vs Alabama (03/11/16)
	5		Canty, Kareem at Auburn (01/16/16)
3-Point FG Att.	13		Danuel House vs #17/17 Texas A&M (03/13/16)
	12		Canty, Kareem at Auburn (01/16/16)
3-Pt FG Pct (min 2 made)	1.000	(3-3)	Harris, Tyler at Auburn (01/16/16)
	1.000	(2-2)	Robinson, Devin at Florida (3/1/16)
	1.000	(2-2)	Austin, Brandon vs Alabama (02/23/16)
	1.000	(2-2)	Lang, TJ at Auburn (01/16/16)
	1.000	(2-2)	Thomas, Fred vs Mississippi State (01/12/16)
	1.000	(2-2)	EPPS, Aaron at LSU (01/05/16)
	1.000	(2-2)	Holiday, Aaron at UCLA (12/03/15)
Free Throws Made	11		CARRERA, Michael at RV/#20 South Carolina (2/13/16)
	10		Obasohan, Retin vs Alabama (02/23/16)
	10		Punter, Kevin at Tennessee (02/02/16)
Free Throw Att.	15		CARRERA, Michael at RV/#20 South Carolina (2/13/16)
	14		VICTOR II, Craig at LSU (01/05/16)
FT Pct (min 3 made)	1.000	(9-9)	Moody, Stefan vs Ole Miss (01/02/16)
	1.000	(8-8)	Maten, Yante vs Georgia (02/09/16)
	1.000	(6-6)	Thrower, DeShaun vs Stony Brook (03-17-16)
	1.000	(6-6)	Schofield, Admiral at Tennessee (02/02/16)
	1.000	(6-6)	Newman, Malik vs Mississippi State (01/12/16)
	1.000	(5-5)	Reischel, Jarelle vs ECU (12/9/15)
	1.000	(4-4)	BLAKENEY, Antonio vs LSU (03/05/16)
	1.000	(4-4)	Danuel House at RV/#24 Texas A&M (02/20/16)
	1.000	(4-4)	Frazier, J.J. vs Georgia (02/09/16)
	1.000	(4-4)	Greene, Brannen at #4/3 Kansas (01/30/16)
	1.000	(4-4)	Roberson, Jeff vs Vanderbilt (01/23/16)
	1.000	(4-4)	Norris, Riley at Alabama (1/9/16)
	1.000	(4-4)	Loving, Marc vs Ohio State (12/19/15)
	1.000	(4-4)	McIntosh, MiKyle vs Illinois State (11/30/15)
	1.000	(4-4)	Mosely, Cheddi vs Boston U. (11/24/15)
	1.000	(4-4)	Coleman, Tim vs NJIT (11/14/15)
	1.000	(4-4)	Andrews, Jamir vs Albany (11/13/15)
	1.000	(3-3)	Gaines, Kenny vs Georgia (03/12/16)
	1.000	(3-3)	QUARTERMAN, Tim vs LSU (03/05/16)
	1.000	(3-3)	Jones, Damian at Vanderbilt (02/27/16)
	1.000	(3-3)	Mostella, Detrick at Tennessee (02/02/16)
	1.000	(3-3)	Wright, Namon vs Missouri (01/27/16)
	1.000	(3-3)	Ware, Gavin vs Mississippi State (01/12/16)
	1.000	(3-3)	Bolden, Jonah at UCLA (12/03/15)
Rebounds	15		Warney, Jameel vs Stony Brook (03-17-16)

	15	Amile Jefferson vs #5/4 Duke (11/17/15)
Assists	8	Anthony Collins at RV/#24 Texas A&M (02/20/16)
	7	QUARTERMAN, Tim at LSU (01/05/16)
	7	Holiday, Aaron at UCLA (12/03/15)
Steals	7	SIMMONS, Ben vs LSU (03/05/16)
	4	Coleman, Tim vs NJIT (11/14/15)
	4	Rowley, Mike vs Albany (11/13/15)
Blocked Shots	6	Marshall Plumlee vs #5/4 Duke (11/17/15)
	5	Spencer, Horace at Auburn (01/16/16)
	5	Thompson, Trevor vs Ohio State (12/19/15)
Turnovers	8	Foreman, Kyle vs Boston U. (11/24/15)
	6	SIMMONS, Ben vs LSU (03/05/16)
	6	THORNWELL, Sindarius at RV/#20 South Carolina (2/13/16)
	6	Mann, Charles vs Georgia (02/09/16)
	6	Bowers, Cinmeon at Auburn (01/16/16)
	6	PETERS, Roddy vs USF (11/27/15)
Fouls	5	Mann, Charles vs Georgia (03/12/16)
	5	Robinson, Devin at Florida (3/1/16)
	5	Roberson, Jeff at Vanderbilt (02/27/16)
	5	Frazier, J.J. vs Georgia (02/09/16)
	5	Thompson, Trey at Arkansas (01/21/16)
	5	Sword, Craig vs Mississippi State (01/12/16)
	5	Lee, Paris vs Illinois State (11/30/15)
	5	Griffin, Roland vs Illinois State (11/30/15)
	5	Havener, Nick vs Boston U. (11/24/15)
	5	Thomasson, Joe vs Wright State (11/20/15)
	5	Karena, Michael vs Wright State (11/20/15)
	5	Rowley, Mike vs Albany (11/13/15)



2015-16 Kentucky Men's Basketball
Kentucky Team Game-by-Game Comparison (as of Apr 06, 2016)
All games



Opponent	1st	2nd	Score	Mar	Total FG	FG Pct	3-Pointers	3FG Pct	Free Throws	FT Pct	Rebounds	Assist	T/Over	Block	Steal	Fouls
ALBANY	38/27	40/38	78-65	+13	28-50/25-58	.560/.431	6-17/1-14	.353/.071	16-24/14-22	.667/.636	34/28 +6	16/4	20/15	8/0	6/9	21/26
NJIT	36/28	51/29	87-57	+30	32-69/17-55	.464/.309	5-21/5-19	.238/.263	18-24/18-22	.750/.818	54/23 +31	14/8	14/14	9/2	6/6	18/22
#5/4 Duke	37/31	37/32	74-63	+11	30-67/22-54	.448/.407	3-10/5-13	.300/.385	11-18/14-23	.611/.609	39/39 -	15/9	9/16	7/8	9/3	21/20
WRIGHT STATE	39/26	39/37	78-63	+15	25-47/21-58	.532/.362	2-10/6-14	.200/.429	26-37/15-17	.703/.882	37/27 +10	9/8	12/12	1/1	5/5	17/33
BOSTON U.	40/33	42/29	82-62	+20	33-64/20-54	.516/.370	3-15/8-24	.200/.333	13-26/14-18	.500/.778	45/27 +18	15/9	12/17	5/2	12/6	18/22
USF	42/21	42/42	84-63	+21	31-62/26-56	.500/.464	6-13/2-10	.462/.200	16-19/9-15	.842/.600	37/31 +6	16/5	8/14	5/4	9/2	17/17
ILLINOIS STATE	31/31	44/32	75-63	+12	22-51/25-70	.431/.357	2-12/5-20	.167/.250	29-46/8-10	.630/.800	39/37 +2	8/8	15/16	9/2	6/5	19/32
UCLA	29/37	48/50	77-87	(10)	25-66/28-53	.379/.528	8-25/5-11	.320/.455	19-25/26-34	.760/.765	37/38 (1)	12/16	8/10	2/3	6/5	27/18
EKU	50/36	38/31	88-67	+21	35-64/26-65	.547/.400	4-19/5-18	.211/.278	14-20/10-14	.700/.714	50/25 +25	18/11	17/13	9/1	3/7	17/19
ARIZONA STATE	32/31	40/27	72-58	+14	24-55/23-62	.436/.371	6-21/4-20	.286/.200	18-26/8-15	.692/.533	36/36 -	15/6	14/17	8/0	6/5	20/24
Ohio State	25/37	42/37	67-74	(7)	25-63/26-64	.397/.406	9-19/9-18	.474/.500	8-14/13-17	.571/.765	40/42 (2)	14/10	12/11	5/7	6/9	17/16
#16/15 LOUISVILLE	44/36	31/37	75-73	+2	24-52/27-63	.462/.429	11-23/4-14	.478/.286	16-25/15-22	.640/.682	29/39 (10)	12/8	15/15	6/1	4/5	19/21
OLE MISS	46/22	37/39	83-61	+22	33-66/20-50	.500/.400	7-25/3-14	.280/.214	10-20/18-26	.500/.692	41/27 +14	18/7	12/16	2/3	13/6	25/19
LSU	27/37	40/48	67-85	(18)	24-58/30-61	.414/.492	7-20/6-14	.350/.429	12-23/19-30	.522/.633	32/46 (14)	8/17	14/9	1/4	3/8	25/17
Alabama	38/28	39/33	77-61	+16	28-51/18-52	.549/.346	2-9/7-24	.222/.292	19-30/18-27	.633/.667	43/25 +18	12/5	11/7	5/7	2/3	23/24
MISSISSIPPI STATE	39/31	41/43	80-74	+6	28-55/27-51	.509/.529	9-23/6-13	.391/.462	15-20/14-16	.750/.875	33/20 +13	16/8	17/19	4/0	7/5	21/20
Auburn	35/30	35/45	70-75	(5)	25-72/21-55	.347/.382	6-18/12-26	.333/.462	14-18/21-31	.778/.677	48/38 +10	15/9	11/13	7/7	7/2	25/13
Arkansas	36/24	44/42	80-66	+14	26-62/22-55	.419/.400	5-16/2-12	.313/.167	23-30/20-31	.767/.645	43/34 +9	9/12	6/9	9/5	5/3	25/23
VANDERBILT	37/27	39/30	76-57	+19	33-60/16-50	.550/.320	6-19/5-15	.316/.333	4-6/20-25	.667/.800	32/32 -	12/8	7/12	3/3	6/3	19/10
MISSOURI	47/20	41/34	88-54	+34	34-65/18-57	.523/.316	9-20/4-14	.450/.286	11-14/14-19	.786/.737	47/28 +19	18/7	11/15	11/2	6/4	12/15
#4/3 Kansas	46/40	30/36	84-90	(6)	33-62/26-56	.532/.464	5-23/8-17	.217/.471	13-22/30-47	.591/.638	31/42 (11)	15/13	16/15	6/1	10/5	33/20
Tennessee	42/36	35/48	77-84	(7)	26-62/23-56	.419/.411	7-22/8-19	.318/.421	18-23/30-34	.783/.882	36/37 (1)	15/12	11/8	4/3	2/3	26/19
FLORIDA	50/32	30/29	80-61	+19	30-58/21-53	.517/.396	12-20/6-19	.600/.316	8-14/13-20	.571/.650	37/28 +9	19/10	10/10	5/1	2/4	18/17
GEORGIA	42/24	40/24	82-48	+34	29-56/11-50	.518/.220	10-21/3-11	.476/.273	14-22/23-27	.636/.852	34/36 (2)	13/5	7/15	7/0	8/0	20/20
RV/#20 South Carolina	42/27	47/35	89-62	+27	31-64/18-55	.484/.327	11-25/4-14	.440/.286	16-21/22-31	.762/.710	38/39 (1)	17/7	12/16	5/8	6/3	21/20
TENNESSEE	36/30	44/40	80-70	+10	26-62/22-58	.419/.379	11-24/5-14	.458/.357	17-23/21-30	.739/.700	45/39 +6	13/7	8/7	4/3	2/1	19/17
RV/#24 Texas A&M	36/35	32/33	77-79	(2)	27-54/28-72	.500/.389	10-20/9-24	.500/.375	13-17/14-24	.765/.583	36/41 (5)	15/18	9/7	7/1	3/5	21/15
ALABAMA	33/21	45/32	78-53	+25	27-59/17-48	.458/.354	2-10/6-15	.200/.400	22-28/13-18	.786/.722	41/29 +12	15/6	4/12	5/4	6/0	15/23
Vanderbilt	39/36	23/38	62-74	(12)	23-55/26-62	.418/.419	6-22/6-16	.273/.375	10-23/16-23	.435/.696	37/39 (2)	10/11	5/5	7/3	2/1	22/16
Florida	36/32	52/47	88-79	+9	29-55/29-68	.527/.426	7-10/5-18	.700/.278	23-32/16-37	.719/.432	45/35 +10	19/15	13/5	8/2	3/4	27/24
LSU	41/32	53/45	94-77	+17	38-72/28-62	.528/.452	7-18/5-20	.389/.250	11-17/16-21	.647/.762	45/29 +16	26/9	11/12	6/3	3/8	16/17
Alabama	37/27	48/32	85-59	+26	30-55/19-48	.545/.396	13-22/9-26	.591/.346	12-16/12-19	.750/.632	31/27 +4	18/4	7/13	1/4	2/2	16/14
Georgia	44/49	49/31	93-80	+13	29-58/28-57	.500/.491	9-21/8-19	.429/.421	26-30/16-21	.867/.762	31/29 +2	10/8	5/12	5/5	6/3	18/24
#17/17 Texas A&M	34/38	37/33	82-77	+5	28-58/28-66	.483/.424	10-24/6-23	.417/.261	16-24/15-22	.667/.682	35/41 (6)	13/11	13/13	6/4	9/5	18/20
Stony Brook	33/19	52/38	85-57	+28	33-63/20-76	.524/.263	4-13/3-13	.308/.231	15-17/14-18	.882/.778	44/46 (2)	14/10	10/14	15/3	9/6	17/14
#14/12 Indiana	32/33	35/40	67-73	(6)	24-57/25-52	.421/.481	4-16/6-21	.250/.286	15-19/17-23	.789/.739	34/30 +4	8/13	16/13	2/4	6/5	24/22

Note: Game totals are displayed in the format TEAM/OPPONENT for each category