

# KENTUCKY

SOFTBALL POSTSEASON GUIDE



GOACH  
*of the*  
YEAR

RACHEL LAWSON



PITCHER  
*of the*  
YEAR

& FIRST TEAM ALL-SEC  
KELSEY NUNLEY





# KENTUCKY SOFTBALL 2016 | NCAA LEXINGTON REGIONAL

UK Media Relations | 338 Lexington Ave, Lexington, KY, 40508 | www.UKathletics.com  
Softball Contact: Chris Shoals | Office: (859) 257-8437 | Cell: (513) 312-2489 | cmsh223@uky.edu  
Twitter: @UKSoftball, @UKCoachLawson, @UKAthletics

## 2016 SCHEDULE/RESULTS

## KENTUCKY EARNS NO. 9 SEED, HOSTS REGIONAL

For the third time in the last four seasons, the Kentucky softball earned a national seed and was selected to be a regional host for the opening rounds of the 2016 NCAA Softball Championship. This weekend, UK will welcome Utah, Illinois and Butler to John Cropp Stadium for the right to escape out of Lexington with a Super Regional appearance.

Sunday marked the seventh-straight year that Kentucky has earned an NCAA Tournament bid under Rachel Lawson, the 2016 Southeastern Conference's Coach of the Year. The Wildcats have advanced to four out of the last five Super Regionals, and a Women's College World Series appearance in 2014.

Kentucky played Utah earlier this season, winning on a walk-off passed ball in the bottom of the seventh inning as part of the Kajikawa Classic in Phoenix on Feb. 15. UK has not faced Illinois or Butler yet this season.

The Wildcats play the Bulldogs in the opening round of the double elimination tournament at 6pm ET inside John Cropp Stadium. The regional final is slated for Sunday. All games will be streamed live on ESPN3 and the WatchESPN app.

Date	Opponent	Time (all ET)/Result
Feb. 12	vs. No. 25 Notre Dame%	W, 10-7
Feb. 12	vs. Oregon State%	L, 8-0
Feb. 13	vs. No. 4/7 Oregon%	W, 8-6
Feb. 14	vs. New Mexico%	W, 14-6
Feb. 15	vs. No. 23 Utah [PAC-12 Networks]	W, 1-0
Feb. 15	at No. 20 Arizona State% [PAC-12 Networks]	W, 5-3
Feb. 18	at San Diego\$	W, 5-1
Feb. 18	vs. San Diego State\$	W, 5-1
Feb. 19	vs. California\$	L, 5-1
Feb. 20	vs. South Dakota\$	W, 10-0
Feb. 20	vs. Texas Tech\$	W, 10-0
Feb. 26	vs. Lipscomb#	W, 4-0
Feb. 26	vs. Miami (OH)#	W, 8-0
Feb. 27	vs. Eastern Illinois#	W, 9-1
Feb. 27	at Chattanooga#	W, 6-2
Feb. 28	vs. Evansville#	W, 7-1
March 4	vs. Albany^	W, 8-0
March 4	vs. Lehigh^	W, 7-1
March 5	vs. UNC Charlotte^	L, 5-3
March 5	at Winthrop^	W, 11-0
March 6	at Winthrop^	W, 8-0
<b>March 9</b>	<b>INDIANA [SECN+]</b>	<b>W, 3-1</b>
March 11	at South Carolina* [SECN+]	W, 8-2
March 12	at South Carolina* [SEC Network]	W, 5-1
March 13	at South Carolina* [SEC Network]	W, 4-0
March 16	at Marshall	W, 1-0
<b>March 18</b>	<b>OLE MISS* [SECN+]</b>	<b>L, 3-1</b>
<b>March 19</b>	<b>OLE MISS* [SECN+]</b>	<b>W, 3-1</b>
<b>March 20</b>	<b>OLE MISS* [SECN+]</b>	<b>W, 6-2</b>
<b>March 22</b>	<b>NORTHERN KENTUCKY [SECN+]</b>	<b>W, 9-0</b>
<b>March 23</b>	<b>MURRAY STATE [SECN+]</b>	<b>W, 6-1</b>
March 25	at Arkansas* [SECN+]	W, 9-0
March 26	at Arkansas* [SEC Network]	W, 7-1
March 27	at Arkansas [SECN+]	W, 12-4
March 29	at Ohio (DH)	L, 0-1 (8) // W, 3-0
<b>April 1</b>	<b>No. 3 AUBURN* [SECN+]</b>	<b>L, 9-0</b>
<b>April 2</b>	<b>No. 3 AUBURN* [SECN+]</b>	<b>L, 6-5</b>
<b>April 3</b>	<b>No. 3 AUBURN* [SECN+]</b>	<b>L, 3-1 (9)</b>
April 9	at No. 8 LSU* [ESPN]	W, 1-0
April 10	at No. 8 LSU* [SEC Network]	W, 3-0
April 11	at No. 8 LSU* [SEC Network]	W, 2-0
<b>April 13</b>	<b>EASTERN KENTUCKY [SECN+]</b>	<b>W, 2-1</b>
<b>April 15</b>	<b>No. 18 MISSOURI* [SECN+]</b>	<b>W, 7-6</b>
<b>April 16</b>	<b>No. 18 MISSOURI* [SECN+]</b>	<b>L, 9-2</b>
<b>April 17</b>	<b>No. 18 MISSOURI* [ESPNU]</b>	<b>W, 3-2</b>
April 20	at Western Kentucky	W, 5-0
April 22	at No. 4 Alabama* [SECN+]	W, 3-2
April 23	at No. 4 Alabama* [SEC Network]	L, 7-1
April 24	at No. 4 Alabama* [SECN+]	L, 3-0
April 27	at Louisville	W, 2-1
<b>May 6</b>	<b>MISSISSIPPI STATE*</b>	<b>W, 3-2 (9)</b>
<b>May 7</b>	<b>MISSISSIPPI STATE* [SECN+]</b>	<b>W, 1-0 (8)</b>
<b>May 8</b>	<b>MISSISSIPPI STATE* [SECN+, Bases Loaded]</b>	<b>W, 4-0</b>
May 12	vs. No 10 LSU& (Starkville, Miss.)	L, 3-1
May 20	vs. Butler [ESPN3, ESPNU]	6:00 p.m.
May 26-29	NCAA Super Regionals (TBD)	TBA
June 2-8	Women's College World Series (Oklahoma City)	TBA

## 2016 LEXINGTON REGIONAL GAME CENTER



### UTAH (25/RV) || ILLINOIS || BUTLER

Record: 32-19, 13-10 PAC-12 || 35-21, 12-11 B1G || 28-22, 9-7 Big East  
Ranking: 25/RV || NR/NR || NR/NR  
Coach: Amy Hogue (9th) || Tyra Perry (1st) || Scott Hall (6th)  
Career: 453-311-1 || 444-409-1 || 155-157  
At UTAH/ILL/BUT: 224-208-1 || Same || Same



### KENTUCKY WILDCATS (13/11)

Record: 43-12, 17-7 SEC (2nd place) | NCAA RPI: 16  
Ranking: 13 (USA Today/NFCA) | 11 (ESPN.com/USA Softball)  
Coach: Rachel Lawson (UMASS, 1994)  
Career: 409-295 (12th season)  
At UK: 319-211, 107-124 SEC (Ninth season)

## CAT SCRATCHES

\* Rachel Lawson is in her ninth season at the helm of the UK softball program and already ranks as the winningest head coach in school history. She became the first coach in UK history with 300 wins at UK with a 3-1 win over Ole Miss on Saturday, March 19. She was named SEC Coach of the Year this season for the first time in her career.

\* Sylvester Samuel now has 82 career swiped bags, and is just one away from breaking the school record set back in 2001 by Leslie Kwitkowski. Her 21 stolen bases currently rank sixth all-time for a single season at UK.

\*The No. 9 national seed earned by UK is its highest-ever seed in the NCAA Tournament. The previous high was a 12 seed back in 2013.

\*Kentucky has made every NCAA Tournament since 2009.

\*UK is one of 20 teams in the nation with eight-straight NCAA Tournament appearances.

\*The Wildcats have hosted the NCAA Regional Round two times prior (2013, 14) and have advanced into the Super Regional round each of those two prior times.

\*Kelsey Nunley was named the SEC Pitcher of the Year in addition to being named First Team All-SEC. She is the first UK player ever to win Pitcher of the Year, and the first player since Brittany Cervantes in 2013 to be named First Team All-SEC for Kentucky.

All times Eastern and subject to change; Home games in bold; \* denotes SEC game; % Denotes Kajikawa Invitational; # denotes Chattanooga Frost Classic; \$ denotes Campbell/Cartier Classic; ^ denotes Winthrop Invitational; & denotes SEC Tournament



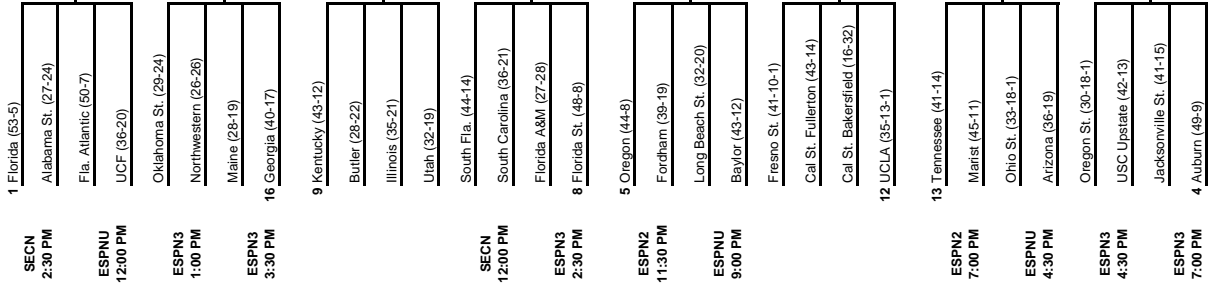
# 2016 NCAA Division I SOFTBALL CHAMPIONSHIP

REGIONALS  
May 20-22

SUPER REGIONALS  
May 26-29

SUPER REGIONALS  
May 26-29

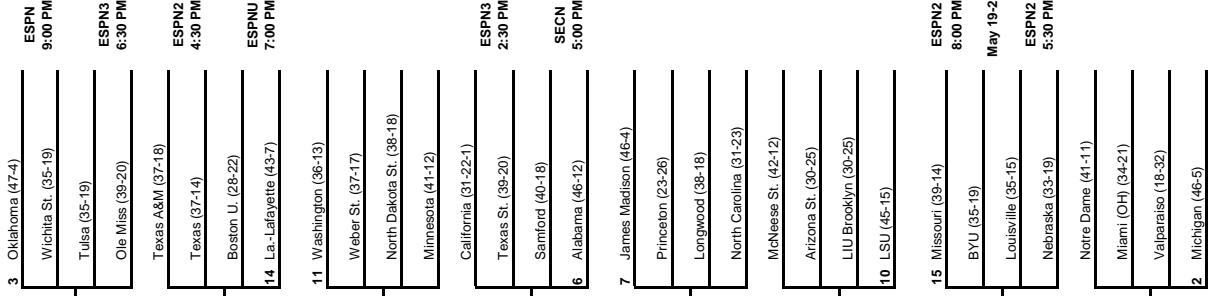
REGIONALS  
May 20-22



Women's College World Series  
June 2-8

Women's College World Series Teams

- 1 \_\_\_\_\_
- 2 \_\_\_\_\_
- 3 \_\_\_\_\_
- 4 \_\_\_\_\_
- 5 \_\_\_\_\_
- 6 \_\_\_\_\_
- 7 \_\_\_\_\_
- 8 \_\_\_\_\_



ALL GAME TIMES ARE EASTERN STANDARD TIME.  
All ESPN games are also available on WatchESPN.



# KENTUCKY SOFTBALL 2016 | NCAA LEXINGTON REGIONAL

## 2016 KENTUCKY ALPHABETICAL ROSTER

No.	Name	Position	Class/EXP	Class/EXP	Hometown (High School/Last College)
4	Haley Andrus	Infield	So.	R/R	Chattanooga, Tenn./Baylor HS
11	Abbey Cheek	UTL	Fr.	R/R	Inman, S.C./Chapman HS
19	Kelsee Henson	Outfield	Fr.	L/R	Paducah, Ky./McCracken County HS
25	Brooklin Hinz	Outfield	So.	R/R	Olathe, Kan./St. Thomas Aquinas HS
21	Hannah Huffman	Outfield	Fr.	L/R	Lebanon, Ohio/Lebanon HS
24	Madison Kearschner	Outfield	Fr.	R/R	Louisville, Ky./Ballard HS
26	Stephanie Martino	INF/OF	Jr.	R/R	Glen Gardner, N.J./Voorhees Regional HS
44	Rachael Metzger	C/INF	So.	R/R	Bakersfield, Calif./Garces Memorial HS
33	Kelsey Nunley	Pitcher	Sr.	R/R	Soddy Daisy, Tenn./Soddy Daisy HS
5	Meagan Prince	P/INF	Jr.	L/L	Martin, Tenn./Westview HS
1	Sarah Rainwater	Infield	Fr.	R/R	Nicholasville, Ky./East Jessimine HS
9	Breanne Ray	OF/INF	Jr.	L/R	Benton, Ky./Marshall County HS
23	Katie Reed	Infield	Fr.	R/R	St. Louis, Mo./Oakville HS
8	Erin Rethlake	P/OF	So.	L/L	Huntington, Ind./Huntington HS
77	Nikki Sagermann	Infield	Sr.	R/R	Buford, Ga./Mill Creek HS
2	Sylver Samuel	Outfield	Sr.	L/L	Simpsonville, S.C./Hillcrest HS
6	Jenny Schaper	C	Fr.	R/R	St. Louis, Mo./Lutheran HS
42	Ansley Smith	Infield	Sr.	R/R	Newnan, Ga./Northgate HS
3	Shannon Smith	P/INF	Jr.	R/R	Milford, Mass./Milford HS
7	Maisie Steed	INF/OF	Sr.	R/R	Powder Springs, Ga./Hillgrove HS
10	Christian Stokes	Infield	Sr.	R/R	Chesterfield, S.C./Chesterfield HS

## 2016 KENTUCKY NUMERICAL ROSTER

No.	Name	Position	Class/EXP	Bats/Throws	Hometown (High School/Last College)
1	Sarah Rainwater	Infield	Fr.	R/R	Nicholasville, Ky./East Jessimine HS
2	Sylver Samuel	Outfield	Sr.	L/L	Simpsonville, S.C./Hillcrest HS
3	Shannon Smith	P/INF	Jr.	R/R	Milford, Mass./Milford HS
4	Haley Andrus	INF	So.	R/R	Chattanooga, Tenn./Baylor HS
5	Meagan Prince	P/INF	Jr.	L/L	Martin, Tenn./Westview HS
6	Jenny Schaper	C	Fr.	R/R	St. Louis, Mo./Lutheran HS
7	Maisie Steed	INF/OF	Sr.	R/R	Powder Springs, Ga./Hillgrove HS
8	Erin Rethlake	P/OF	So.	L/L	Huntington, Ind./Huntington HS
9	Breanne Ray	OF/INF	Jr.	L/R	Benton, Ky./Marshall County HS
10	Christian Stokes	Infield	Sr.	R/R	Chesterfield, S.C./Chesterfield HS
11	Abbey Cheek	UTL	Fr.	R/R	Inman, S.C./Chapman HS
19	Kelsee Henson	Outfield	Fr.	L/R	Paducah, Ky./McCracken County HS
21	Hannah Huffman	Outfield	Fr.	L/R	Lebanon, Ohio/Lebanon HS
23	Katie Reed	Infield	Fr.	R/R	St. Louis, Mo./Oakville HS
24	Madison Kearschner	Outfield	Fr.	R/R	Louisville, Ky./Ballard HS
25	Brooklin Hinz	Outfield	So.	R/R	Olathe, Kan./St. Thomas Aquinas HS
26	Stephanie Martino	INF/OF	Jr.	R/R	Glen Gardner, N.J./Voorhees Regional HS
33	Kelsey Nunley	Pitcher	Sr.	R/R	Soddy Daisy, Tenn./Soddy Daisy HS
42	Ansley Smith	Infield	Sr.	R/R	Newnan, Ga./Northgate HS
44	Rachael Metzger	C/INF	So.	R/R	Bakersfield, Calif./Garces Memorial HS
77	Nikki Sagermann	Infield	Sr.	R/R	Buford, Ga./Mill Creek HS

## 2016 COACHING STAFF

**Head Coach:** Rachel Lawson (9th season)  
**Associate Head Coach:** Kristine Himes (9th season)  
**Assistant Coach:** Molly Johnson-Belcher (6th season)  
**Graduate Assistant:** Lauren Cumbess (2nd season)  
**Graduate Assistant:** Griffin Joiner (1st season)

## PRONUNCIATION GUIDE

Haley **ANDRUS** ... AND-russ  
Brooklin **HINZ** ... Heinz (like the Ketchup brand)  
Madison **KEARSCHNER** ... Kersh-ner  
Rachel **METZGER** ... Mets-gurr  
**SYLVER** Samuel ... Silver (like the color)  
Jenny **SCHAPER** ... Shape-er  
**MAISIE** Steed ... Macy  
Nikki **SAGERMANN** ... SAY-gurr-men



# KENTUCKY SOFTBALL 2016 | NCAA LEXINGTON REGIONAL

## WEEKLY SCHEDULE FOR UK SOFTBALL TEAM

MONDAY - 15	TUESDAY - 16	WEDNESDAY - 17	THURSDAY - 18	FRIDAY - 19	SATURDAY - 20	SUNDAY - 21
Practice Noon ET	Media Availability John Cropp Stadium 11:30 a.m. ET	Practice TBA	Practice Noon-2pm Open to media	NCAA Regional Opening Round  UK vs. Butler 6pm ET ESPN3, ESPNU	NCAA Regionals TBD	NCAA Regionals TBD

### 2016 QUICK FACTS

#### GENERAL INFORMATION

Location: ..... Lexington, Kentucky  
 Founded: ..... 1865  
 Enrollment: ..... 30,000  
 Nickname: ..... Wildcats  
 Colors: ..... Blue and White  
 Conference: ..... Southeastern  
 President: ..... Dr. Eli Capilouto  
 Athletic Director: ..... Mitch Barnhart

#### COACHING/SUPPORT STAFF

**Head Coach:** ..... Rachel Lawson  
 Alma mater: ..... UMASS, 1994  
 Years at UK: ..... Ninth Year  
 Record at UK: ..... 319-212, 106-124 SEC  
 Career record: ..... 409-295 (12th Year)  
**Assistant Coach:** ..... Kristine Himes  
 Alma mater: ..... Ohio State, 2003  
 Years at UK: ..... Ninth Year  
**Assistant Coach:** ..... Molly Johnson-Belcher  
 Alma mater: ..... Kentucky, 2010  
 Years at UK: ..... Fifth Year  
**GA/Director of Operations:** .. Lauren Cumbess  
 Alma mater: ..... Kentucky, 2014  
 Years at UK: ..... Second Year  
**GA/Coaching & Scouting:** ..... Griffin Joiner  
 Alma mater: ..... Kentucky, 2015  
 Years at UK: ..... First Year

#### TEAM INFORMATION

2015 Record: ..... 32-26  
 SEC record: ..... 5-19  
 SEC Finish: ..... 12th  
 NCAA Finish: ... Gainesville Super Regional (0-2)  
 Final Ranking: ..... 17/22  
 Letterwinners: ..... 14 returning, 3 lost  
 Starters ..... 10 returning, 3 lost  
 Pitchers ..... 4 returning, 0 lost  
 Newcomers: ..... 8

#### STADIUM INFORMATION

Stadium: ..... John Cropp Stadium  
 Capacity: ..... 1,500  
 Dimensions: ..... L-200, C-220, R-200

#### MEDIA RELATIONS

Contact: ..... Chris Shoals  
 Office Phone: ..... 859.257.8437  
 Mobile Phone: ..... 513.312.2489  
 Email: ..... cmsh223@uky.edu

#### No. 9 is Just Fine

Kentucky earned the No. 9 national seed for the first time in program history on Sunday night. The previous high was a No. 12 seed in 2013.

#### Lawson Wins SEC Coach of the Year

UK head coach Rachel Lawson was named the SEC Coach of the Year on May 10, the first of her career. She became the first-ever Kentucky softball coach to win SEC Coach of the Year.

#### Nunley Wins SEC Pitcher of the Year

Kelsey Nunley was named the SEC Pitcher of the Year for the first time in her career. Nunley went 11-3 in SEC play this season with a 1.58 ERA. Her biggest wins included two shutouts on the road at No. 8 LSU, a win at No. 4 Alabama, and two wins against No. 18 Missouri.

#### Five Wildcats Earn All-SEC Honors

UK had five All-SEC honorees this year.  
 Coach of the Year: Rachel Lawson  
 Pitcher of the Year: Kelsey Nunley  
 First Team All-SEC: Kelsey Nunley  
 All-Freshman SEC: Abbey Cheek  
 All-Defensive SEC: Christian Stokes, Maisie Steed

#### Second Place in the SEC

Kentucky finished outright second in the SEC with a 17-7 league record. That is the highest finish in the regular season in program history.

#### Wins on Wins on Wins

UK has set a school record for most regular season wins in a single season (43). The 2014 team had 41 regular season wins heading into the SEC Tournament before making a deep run in the WCWS.

#### Pitching and Defense Wins in the Postseason

Rachel Lawson says that three key things are postseason keys: Pitching, Defense, Timely Hitting. UK has the pitching and defense parts figured out, as UK has allowed two runs or less in 38 of their 55 games this season, with a 37-1 record in games in which they have allowed two runs or less. 18 of those games were shutouts.

#### Nunley and Stokes are Drafted

Kelsey Nunley - 5th overall pick of first round to USSSA Pride (Kissimmee, Fla.)  
 Christian Stokes - 26th overall pick in fourth round to ScrapYard Dawgs (The Woodlands, Texas)

### MEDIA INFORMATION

#### Credentials

All media credential requests should be submitted at least 24 hours prior to home games through UK Media Relations contact Chris Shoals. Credentials can be picked up at the Joe Craft Center in the Media Relations office.

#### Media Services/Interviews

During games, media will be provided with a media guide as well as notes. Final results are available following each game. For fax service, please contact a member of the UK Media Relations Office. Phones are made available on a first-come, first-serve basis in the press box. Interviews with players and coaches are done in an informal manner on the field following each game. For assistance in locating any member of the UK team, find Chris Shoals for help. For assistance with opposing players and coaches, please see the opposing SID.

#### Practice Interviews

Head coach Rachel Lawson is available for interviews weekday mornings as well as immediately after practice. Her office is located at the Soccer/Softball Offices. Team practices take place from 1-4 p.m., daily during the season. All practices take place at John Cropp Stadium and are subject to change based on class schedules and travel as well as game schedules. Interviews with coaches and/or players are after practice and phone interviews may be arranged. Advance notice is requested for all interviews. Please arrange all interviews through the UK Media Relations Office and softball contact Chris Shoals.



# KENTUCKY SOFTBALL 2016 | NCAA LEXINGTON REGIONAL

## NATIONAL RANKINGS [MAY 17]

### ESPN.com/USA Softball Poll

#	Team	Record	Previous
1.	Florida (18)	53-5	1
2.	Michigan	46-5	2
3.	Oklahoma (1)	47-7	T4
4.	Oregon	44-8	3
5.	Auburn (1)	49-9	8
6.	Alabama	46-12	T4
7.	Florida St.	47-8	6
8.	James Madison	46-4	7
9.	Louisiana-Lafayette	43-7	10
10.	Tennessee	41-4	9
11.	<b>Kentucky</b>	<b>43-12</b>	<b>11</b>
12.	LSU	45-15	13
13.	UCLA	35-13-1	12
14.	Washington	36-13	14
15.	Minnesota	41-12	19
16.	Missouri	39-13	15
17.	Baylor	43-12	16
18.	Fresno State	40-10-1	17
19.	Georgia	40-17	18
20.	Texas A&M	37-18	20
21.	Florida Atlantic	50-7	22
22.	Arizona	36-19	21
23.	Notre Dame	41-11	23
24.	South Florida	44-14	24
25.	Texas	37-14	25

RV: Ole Miss (13), Utah (8), Ohio State (5), USC Upstate (3), Cal State Fullerton (3), North Dakota State (3), UCF (1).

### USA Today/NFCA Softball Poll

#	Team	Record	Previous
1	Florida (30)	53-5	1
2	Michigan	46-6	2
3	Oklahoma	47-7	5
4	Oregon	44-8	3
5	Auburn (2)	49-9	8
6	Alabama	46-12	4
7	Florida State	47-8	6
8	James Madison	46-4	7
9	Louisiana-Lafayette	43-7	9
10	LSU	45-15	12
11	Tennessee	41-14	10
12	Washington	36-13	13
13	<b>Kentucky</b>	<b>43-12</b>	<b>11</b>
14	UCLA	35-13-1	14
15	Georgia	40-17	15
16	Texas A&M	37-18	16
17	Missouri	39-14	17
18	Arizona	36-19	18
19	Minnesota	41-12	23
20	Fresno State	41-10-1	19
21	Baylor	43-12	21
22	Florida Atlantic	50-7	22
23	Notre Dame	41-11	20
24	USF	44-14	24
25	Utah	32-19	RV

RV: UCF (13), Cal State Fullerton (7), Oregon State (2), Texas (2), Tulsa (1).

### Kentucky in the Polls

	USA Softball	NFCA
Pre-Season	19	18
Feb. 16	18	18
Feb. 23	17	18
March 1	16	17
March 8	15	17
March 15	13	15
March 22	7-12	15
March 29	12	14
April 5	15	16
April 12	12	14
April 19	11	11
April 26	11	11
May 3	12	12
May 10	11	11
May 17	11	13
Final (June 9)		

## Nunley and Prince Teaming Up

With one more win by Meagan Prince, she and Kelsey Nunley would be the first duo at an SEC school to have at least 20 wins in the same season since Ellen and Ivy Renfro for Tennessee in 2012.

## Timely Runs In Late Innings

UK has won three consecutive extra-inning games for the first time since Feb. 24 and Mar. 1 (doubleheader) of 2013.

## Historic Weekend in Baton Rouge

The Wildcats swept the No. 8 LSU Tigers in Baton Rouge April 9-11 without allowing a run, setting numerous program records and firsts. Those included:

- For the first time in school history Kentucky shut out an SEC opponent in three consecutive games
- UK swept a three-game series on the road against an SEC opponent three times this season (had only two three-game road sweeps of an SEC opponent in school history prior to this season)
- Kentucky is just the third SEC team ever to sweep LSU in Baton Rouge in a three-game series while not allowing a single run (2005 Tennessee, 2009 Florida).

## Nunley Named National Player of the Year Finalist

Senior pitcher Kelsey Nunley was named a finalist for the 2016 ASA/USA Softball National Player of the Year on April 13. Nunley was not even on the preseason top-50 Watch List, and still made the finalists list. Nunley has reached 20 wins in a single season for the third time in her career (no other pitcher in school history has reached 20 wins in a single season)

## Fewest Runs Allowed Per Game, SEC Regular Season Games (UK School History)

- 2.63 (2016)
- 3 (2000)
- 3.57 (2012)
- 3.74 (2011)
- 3.92 (2014)

## Fewest Runs Allowed Per Game, SEC Road Games (This Season)

- 1.67 Kentucky
- 2.5 Florida
- 3.27 Auburn
- 3.5 Tennessee
- 3.75 LSU

## SEC Road Success

Road sweeps in UK's first 64 SEC three-game series dating back to 2011 (when the format changed to three games in three days): Two

Road sweeps in 2016 alone: Three.

## Sylver Stealing Records

Sylver Samuel is one stolen base away from breaking the school record for career stolen bases. The all-time leader is Leslie Kwiatkowski who stole 82 from 1998-2001.

## Katie Reed Breaks School Hit Streak Record

Freshman Katie Reed broke the school record – and registered an 18-game hitting streak to start the 2016 season – the longest hitting streak in Kentucky softball history. The previous high was 15 games set by Kara Dill in 2013.

Reed is currently batting .316 on the season with 49 hits, 32 runs scored, 19 RBI and six doubles to go along with three homers.

## Nunley Passes Bell for UK Record

Kelsey Nunley passed Keary Camunas (1997-2000) on Sunday, April 17 with her 159th appearance in the circle for Kentucky, to set the new all-time record. She now has 166 appearances.



# KENTUCKY SOFTBALL 2016 | NCAA LEXINGTON REGIONAL

## KENTUCKY IN THE NCAA TOURNAMENT

### UK History at the NCAA Tournament

- \* First Appearance: 2009
- \* Last Appearance: 2015
- \* Total Appearances: 8th (2009-16)
- \* Overall NCAA Tournament Record: 20-17
- \* Record vs. 2016 NCAA Tournament Field: 17-10

### Teams with 7 Straight NCAA Appearances (From 2009-2016):

- Alabama
- Arizona
- Arizona State
- BYU
- Florida
- Florida State
- Georgia
- KENTUCKY**
- Louisiana-Lafayette
- Louisville
- LSU
- Michigan
- Missouri
- Notre Dame
- Oklahoma
- Tennessee
- Texas
- Texas A&M
- UCLA
- Washington

### Teams with 3 straight Super Regionals

- Alabama
- Florida
- Florida State
- KENTUCKY**
- Louisiana-Lafayette
- Michigan
- Oklahoma
- Oregon
- Tennessee

### All-Time Results

#### 2009 NCAA Columbus Regional | Columbus, Ohio

- May 14 lost to BYU, 5-2
- May 15 def. Canisius, 7-0
- May 15 def. BYU, 4-2
- May 16 lost to Ohio St., 7-2

#### 2010 NCAA Columbus Regional | Columbus, Ohio

- May 21 def. Ohio St., 6-5
- May 22 lost to Cal, 1-0
- May 22 lost to Ohio St., 5-3

#### 2011 NCAA Ann Arbor Regional | Ann Arbor, Mich.

- May 20 def. Notre Dame, 8-0 (5)
- May 21 def. Michigan, 7-6
- May 22 def. Michigan, 2-1

#### NCAA Lexington Super Regional | Lexington, Ky.

- May 28 lost to Cal, 1-0
- May 29 def. Cal, 8-0 (5)
- May 29 lost to Cal, 9-0

#### 2012 NCAA Louisville Regional | Louisville, Ky.

- May 18 lost to Michigan, 3-2
- May 19 def. Valpo, 5-4
- May 19 lost to Louisville, 3-2

#### 2013 NCAA Lexington Regional | Lexington, Ky.

- May 17 def. Marshall 2-1 (8)
- May 18 def. Virginia Tech 6-2
- May 19 lost to Virginia Tech 2-0
- May 19 def. Virginia Tech 1-0

#### NCAA Tempe Super Regional | Tempe, Ariz.

- May 25 lost to Arizona State 5-4
- May 26 lost to Arizona State 5-2

#### 2014 NCAA Lexington Regional | Lexington, Ky.

- May 16 def. Ohio 2-0
- May 17 def. James Madison 2-1
- May 18 lost to DePaul 2-1 (10)
- May 18 def. DePaul 10-1 (5)

#### NCAA LA Super Regional | Los Angeles, Calif.

- May 24 lost to UCLA 6-4
- May 25 def. UCLA 7-3
- May 25 def. UCLA 7-1

#### WCWS | Oklahoma City, Okla.

- May 29 def. Louisiana-Lafayette 4-1
- May 30 lost to Alabama 2-0
- May 31 lost to Baylor 8-7 (8)

#### 2015 NCAA South Bend Regional | South Bend, Ind.

- May 15 def. Northwestern 5-4
- May 16 def. Ball State 5-0
- May 17 def. Notre Dame 4-3

#### NCAA Gainesville Super Regional | Gainesville, Fla.

- May 23 lost to Florida 7-0
- May 24 lost to Florida 1-0

## 2015 NCAA SCHEDULE/RESULTS

### NCAA Lexington Regional | Lexington, Ky.

#### Friday, May 20

- Game 1 - Illinois vs. Utah (3:30pm ET)
- Game 2 - Kentucky vs. Butler (6pm ET)

#### Saturday, May 21

- Game 3 - Winner's Bracket Game (1pm ET)
- Game 4 - Loser's Bracket Game (3:30pm ET)
- Game 5 - Elimination Game #2 (6pm ET)

#### Sunday, May 22

- Game 6 - 2-0 Team vs. 2-1 Team (1pm ET)
- Game 7 - Regional Championship (if necessary) (3:30pm ET)

## UK VS. TOURNAMENT FIELD

Team	2016	Notes	All-Time
Utah	1-0	Kajikawa Classic	1-0
South Carolina	3-0	Swept SEC series	25-38
(5) Oregon	1-0	Oregon was #5	2-1
Oregon State	0-1	UK's first season loss	2-1
(4) Auburn	0-3	AU swept UK	17-37
Ole Miss	2-1	UK won series 2-1	22-28
California	0-1	In San Diego	2-4
(6) Alabama	1-2	Alabama was #4	6-44
Arizona State	1-0	At ASU	2-3
(10) LSU	3-1	Swept LSU in reg. season	12-37
Louisville	1-0	4th win in 5 over UL	18-19
(15) Mizzou	2-1	Cheek hit 4 HRs on wknd	7-7
Miami (OH)	1-0	Prince 1-hitter	6-2
Notre Dame	1-0	Opening Day	3-1
<b>Total</b>	<b>17-10</b>		



# KENTUCKY SOFTBALL 2016 | NCAA LEXINGTON REGIONAL

## TEAM LEADERS

### Hitting

#### BATTING AVERAGE

Sylver Samuel (.348)  
Abbey Cheek (.327)  
Katie Reed (.316)

#### AT-BATS

Sylver Samuel (158)  
Abbey Cheek (156)  
Katie Reed (155)

#### RUNS

Abbey Cheek (39)  
Katie Reed (32)  
Nikki Sagermann (31)

#### HITS

Sylver Samuel (55)  
Abbey Cheek (51)  
Katie Reed (49)

#### DOUBLES

Brooklin Hinz (11)  
Abbey Cheek (8)  
Christian Stokes, Jenny Schaper, Katie Reed (7)

#### TRIPLES

Katie Reed, Abbey Cheek (2)  
Christian Stokes, Sylver Samuel (1)

#### HOME RUNS

Abbey Cheek (9)  
Brooklin Hinz (7)  
Christian Stokes (6)

#### RBI

Abbey Cheek (49)  
Brooklin Hinz (34)  
Christian Stokes (23)

#### SLUGGING PCT.

Abbey Cheek (.577)  
Brooklin Hinz (.550)  
Nikki Sagermann (.488)

### Pitching

#### ERA

Kelsey Nunley (1.28)  
Meagan Prince (1.80)  
Shannon Smith (1.83)

#### STRIKEOUTS

Kelsey Nunley (188)  
Meagan Prince (115)  
Shannon Smith (72)

#### FIELDING PERCENTAGE (min 10 chances)

Maisie Steed, Jenny Schaper (.992)  
Abbey Cheek (.965)  
Katie Reed (.964)

### Nunley Hits The Century Mark

Kelsey Nunley's started her 100th career game in a Kentucky uniform on March 13 at South Carolina in a 4-0 win.

### Freshman Studs at the Plate

The freshman starting trio of Katie Reed, Abbey Cheek and Jenny Schaper are currently batting .308 with 81 runs scored // 151 hits // 86 RBI // 15 home runs and 22 doubles.

### Bringin' Home the Hardware

Kentucky participated in three pre-conference tournaments this season, bringing home the championship in all three of them, including going a perfect 5-0 in true road games during that stretch.

- Campbell/Cartier Classic (San Diego, Calif.)
- Frost Classic (Chattanooga, Tenn.)
- Winthrop Invitational (Rock Hill, S.C.)

### More-Than-Good Pitching

In Kentucky's weekend's series sweep at LSU - Kentucky did not allow a run in three games to the No. 9-ranked offense in the nation. Here is what the UK staff did to the Tigers in three games:

- 0.00 ERA
- 13 strikeouts
- 3 times a runner got to third
- Held LSU to 1-for-40 hitting (.025) with runners in scoring position
- 14 hits allowed

Kentucky's pitching staff from Feb. 20 through March 29 was sensational - here are the numbers:

- Five no-hitters
- 0.69 ERA
- 23-3 record
- 16 complete games
- 230 strikeouts recorded
- 172.2 innings pitched
- 11 shutouts
- 75 hits allowed
- 27 runs allowed (only 17 earned)

### SEC Pitcher of the Week Back-To-Back

Kelsey Nunley has been named the SEC Pitcher of the Week in back-to-back weeks, earning it after shutting out LSU on Saturday night's series opener - and then again after going 3-0 last week with another win over LSU, and two over No. 18 Missouri

### NCAA's Best in Lexington

Kelsey Nunley leads all active NCAA pitchers with 926.0 innings pitched. She took over the active lead on Monday, April 11 in a complete-game shutout over No. 8 LSU to complete the shutout sweep of the Tigers.

## MISC. STATS

Multi-Hit Games	2	3	4	5+	Total
Abbey Cheek	13	2	-	-	15
Sylver Samuel	13	1	1	-	15
Katie Reed	8	4	-	-	12
Nikki Sagermann	9	-	-	-	9
Brooklin Hinz	7	2	-	-	9
Christian Stokes	7	-	-	-	7
Jenny Schaper	6	-	-	-	6
Maisie Steed	4	-	-	-	4
Erin Rethlake	1	-	-	-	1
Kelsey Nunley	1	-	-	-	1
Breanne Ray	1	-	-	-	1
Ansley Smith	1	-	-	-	1

Multi-RBI Games	2	3	4	5+	Total
Abbey Cheek	6	2	5	-	13
Brooklin Hinz	5	2	1	-	8
Christian Stokes	4	1	1	-	6
Nikki Sagermann	4	2	-	-	6
Kaite Reed	4	1	-	-	5
Jenny Schaper	4	-	-	-	4
Breanne Ray	3	-	-	-	3
Maisie Steed	2	1	-	-	3
Kelsee Henson	1	1	-	-	2
Kelsey Nunley	2	-	-	-	2

Hitting Streaks	Longest	Current
Katie Reed	18	1
Sylver Samuel	9	-
Abbey Cheek	7	-
Nikki Sagermann	6	1
Christian Stokes	6	1
Brooklin Hinz	5	-
Breanne Ray	4	-
Jenny Schaper	4	-
Maisie Steed	3	-
Rachael Metzger	3	-
Kelsey Nunley	3	3

Reach Base Streaks	Longest	Current
Katie Reed	18	-
Abbey Cheek	14	3
Nikki Sagermann	14	4
Christian Stokes	13	1
Sylver Samuel	10	-
Jenny Schaper	6	5
Maisie Steed	6	-
Breanne Ray	6	-
Brooklin Hinz	4	-
Rachael Metzger	4	-
Sarah Rainwater	4	-
Kelsey Nunley	3	-
Kelsee Henson	3	-
Ansley Smith	3	-
Erin Rethlake	2	-
Stephanie Martino	2	2





# KENTUCKY SOFTBALL 2016 | NCAA LEXINGTON REGIONAL

## All Eyes On The Cats

On Saturday, April 9, the Kentucky vs. LSU softball game became the most-watched softball telecast of the 2016 season on any network, as over 394,000 viewers tuned in to see the game on ESPN. Kentucky won, 1-0.

## Daktronics in Danger

Against EKU and Missouri in week 11 of the season, freshman Abbey Cheek hit three of her four home runs off of the Daktronics scoreboard at John Cropp Stadium in left field. Cheek hit four homers in the four games played last week vs. EKU and Missouri, with three of them coming as game-winning home runs. She leads the Wildcats with nine long balls in 2016.

## Lawson Hits 300

Head coach Rachel Lawson is already the winningest coach in Kentucky softball history. She collected her 300th career win at Kentucky on Saturday, March 19 vs. Ole Miss in a 3-1 decision. She's the first UK coach to do so.

## Oh, How Sweep It Is

UK swept South Carolina in Columbia to open up conference play. It was the first sweep of an SEC opponent since Kentucky swept Ole Miss in 2014 in Oxford. The Wildcats then two weeks later went on the road to sweep the Arkansas Razorbacks to pick up two sweeps in SEC play. UK won one SEC series in the entirety of 2015 and already has surpassed its league win total from 2015, on a team that advanced to the NCAA Super Regionals with five league wins. UK went 5-19 in SEC play a season ago and is already 12-4 to start SEC play in 2016.

## Road Warriors

Kentucky has played 31 true road games thus far into the season, and is 18-3 in those games, including a sweep of No. 8 LSU in Baton Rouge, win in Tuscaloosa over No. 4 Alabama and a win over No. 22 Arizona State in Tempe. UK's 14 true road games were the most by any SEC team in pre-conference play, with Alabama's five (4-1) the next closest.

## WHEN WAS THE LAST TIME

### A Kentucky hitter:

Hit 2 extra base hits . . . . . Abbey Cheek (vs. Mizzou) . . . . . 4/15/16  
 Hit 3 extra base hits . . . . Christian Stokes (vs. South Carolina - 2B, 2B, 2B) 4/18/15  
 Hit 2 home runs . . . . . Abbey Cheek (vs. Mizzou) . . . . . 4/15/16  
 Hit a Grand Slam . . . . . Christian Stokes (at Arkansas) . . . . . 3/27/16  
 Had 5 hits . . . . . Christian Stokes (vs. LBSU) . . . . . 2/19/15  
 Scored 4 runs . . . . . Griffin Joiner (vs. UNC - 4) . . . . . 3/13/13  
 Had 5 RBI . . . . . Nikki Sagermann (at FAU - 5) . . . . . 2/21/14  
 Had 4 walks . . . . . Griffin Joiner (at Texas - 4) . . . . . 2/16/14  
 Had 2 stolen bases . . . . . Sylvester Samuel (at Arkansas) . . . . . 3/27/16  
 Hit for the cycle . . . . . Brooke Marnitz (vs. Indiana State) . . . . . 2/25/06  
 Hit an inside-the-park HR . . . . . Sylvester Samuel (vs. DePaul) . . . . . 5/18/14

### A Kentucky fielder:

Had 15 putouts . . . . . Griffin Joiner (vs. South Carolina - 15) . . . . 4/18/15  
 Had 7 assists . . . . . Griffin Joiner (vs. Kent State - 7) . . . . . 3/23/14

### A Kentucky pitcher:

Had 10 strikeouts . . . . . Kelsey Nunley (vs. Auburn - 11) . . . . . 4/2/16  
 Pitched a one-hitter . . . . . Shannon Smith (vs. Eastern Illinois) . . . . 2/27/16  
 Pitched a no-hitter . . . . . Meagan Prince (vs. Northern Kentucky) . . . 3/22/16  
 Pitched a perfect game . . . . Chanda Bell (vs. Austin Peay Game 1) . . . . 4/6/11  
 . . . . . Rachel Riley (vs. Austin Peay Game 2) . . . . 4/6/11

### An Opponent hitter:

Hit 2 extra base hits . . . . . Nikki Udria (Oregon - HR, HR) . . . . . 2/13/15  
 Hit 2 home runs . . . . . Nikki Udria (Oregon - HR, HR) . . . . . 2/13/15  
 Scored 4 runs . . . . . Kristi DiMarco (Ole Miss - 4) . . . . . 3/24/01  
 Had 5 RBI . . . . . Paige Wilson (Georgia - 5) . . . . . 4/28/15  
 Had 3 walks . . . . . Cheyenne Coyle (Arizona St - 3) . . . . . 5/26/13  
 Had 3 strikeouts . . . . . Victoria Draper (Auburn - 3) . . . . . 4/3/15  
 Had 2 stolen bases . . . . . Ashley Gue (Marshall - 2) . . . . . 4/9/13

### An Opponent fielder:

Had 15 putouts . . . . . Dani Pugh (WKU - 17) . . . . . 4/22/15  
 Had 7 assists . . . . . Sami Fagan (Missouri - 7) . . . . . 3/15/14

### An Opponent pitcher:

Had 10 strikeouts . . . . . Savannah Jo Dorsey (Ohio) . . . . . 3/29/16  
 Pitched a one hitter . . . . . Carley Hoover (LSU) . . . . . 4/9/16  
 Pitched a no-hitter . . . . . Kelsi Dunne (Alabama) . . . . . 4/14/09

## TRACKING KENTUCKY'S EXTRA-BASE HITS IN 2016/CAREER

Player	Doubles 2016 (career)	Triples 2016 (career)	Home Runs 2016 (career)	Totals 2016 (career)
Haley Andrus	0 (0)	0 (0)	0 (1)	0 (1)
Abbey Cheek	7 (7)	3 (3)	9 (9)	20 (20)
Kelsey Henson	1 (1)	0 (0)	1 (1)	2 (2)
Brooklin Hinz	11 (14)	0 (0)	7 (8)	18 (24)
Hannah Huffman	0 (0)	0 (0)	0 (0)	0 (0)
Madison Kearschner	0 (0)	0 (0)	0 (0)	0 (0)
Stephanie Martino	0 (0)	0 (0)	0 (0)	0 (0)
Rachael Metzger	3 (5)	0 (0)	0 (2)	3 (7)
Kelsey Nunley	1 (2)	0 (0)	1 (0)	2 (3)
Sarah Rainwater	0 (0)	0 (0)	0 (0)	0 (0)
Breanne Ray	6 (10)	0 (0)	1 (8)	7 (18)
Katie Reed	7 (7)	2 (2)	3 (3)	12 (12)
Erin Rethlake	0 (2)	0 (0)	0 (0)	0 (2)
Nikki Sagermann	5 (29)	1 (2)	6 (34)	12 (65)
Sylvester Samuel	2 (6)	1 (5)	0 (1)	3 (12)
Jenny Schaper	8 (8)	0 (0)	3 (3)	11 (11)
Ansley Smith	1 (7)	0 (1)	0 (9)	0 (17)
Maisie Steed	3 (19)	0 (0)	2 (24)	5 (45)
Christian Stokes	7 (33)	1 (5)	6 (26)	14 (65)
<b>TOTALS</b>	<b>60 (195)</b>	<b>7 (18)</b>	<b>39 (146)</b>	<b>117 (295)</b>



# KENTUCKY SOFTBALL 2016 | NCAA LEXINGTON REGIONAL

## WINS OVER TOP-25 TEAMS RACHEL LAWSON ERA

### The Breakdown

Total wins over top 25: 72  
Total wins over top 10: 40  
Total wins over top 5: 21

### Career wins over top-25 opponents

Date	Opponent	Score
4/22/16	at No. 4 Alabama	3-2
4/17/16	vs. No. 18 Missouri	3-2
4/15/16	vs. No. 18 Missouri	7-6
4/11/16	at No. 8 LSU	2-0
4/10/16	at No. 8 LSU	3-0
4/9/16	at No. 8 LSU	1-0
2/15/16	at No. 22 Arizona State	5-3
2/15/16	vs. No. 20 Utah	1-0
2/13/16	vs. No. 4 Oregon	8-6
2/12/16	vs. No. 25 Notre Dame	10-7
5/17/15	at No. 16 Notre Dame	4-3
4/6/15	vs. No. 5 Alabama	2-1
3/28/15	vs. No. 1 LSU	5-2
3/27/15	vs. No. 1 LSU	3-1
3/8/15	at No. 20 Texas A&M	3-2
2/19/15	vs. No. 10 Arizona	5-2
2/8/15	at No. 5 Florida State	3-1
5/29/14	vs. No. 6 La.-Lafayette	4-1
5/25/14	at No. 3 UCLA	7-1
5/25/14	at No. 3 UCLA	7-3
5/17/14	vs. No. 25 James Madison	2-1
5/9/14	vs. No. 25 LSU	4-3 (9)
5/8/14	vs. No. 7 Tennessee	2-0
4/27/14	vs. No. 8 Tennessee	5-2
4/5/14	vs. No. 18 Texas A&M	5-3
4/6/14	vs. No. 18 Texas A&M	4-2 (10)
3/30/14	vs. No. 21 Auburn	2-1
3/15/14	at No. 16 Missouri	8-7 (8)
3/15/14	at No. 16 Missouri	3-2
2/16/14	vs. No. 15 Texas	6-5
2/15/14	vs. No. 15 Texas	6-4
2/7/14	vs. No. 2 Oklahoma	5-4 (10)
5/5/13	at No. 7 Alabama	9-5 (8)
5/4/13	at No. 7 Alabama	5-0
4/27/13	vs. No. 11 Missouri	8-2
4/24/13	vs. No. 7 Louisville	2-1
4/12/13	vs. No. 3 Florida	4-2
3/13/13	vs. No. 25 North Carolina	18-0
2/15/13	vs. No. 16 Washington (N)	3-2
2/10/13	vs. No. 20 Stanford (N)	3-1
2/8/13	vs. No. 3 Cal (N)	3-2 (9)
5/6/12	vs. No. 22 LSU	1-0
5/5/12	vs. No. 22 LSU	2-1
5/4/12	vs. No. 22 LSU	4-3 (8)
4/29/12	at No. 2 Florida	5-1
4/27/12	at No. 2 Florida	2-0
4/13/12	vs. No. 10 Georgia	4-0
4/13/12	vs. No. 10 Georgia	4-1
3/30/12	at No. 9 Tennessee	5-3
3/24/12	at No. 18 Auburn	5-2
3/23/12	at No. 18 Auburn	8-4 (8)
5/28/11	vs. No. 5 California	8-0 (5)
5/22/11	at No. 2 Michigan	2-1
5/21/11	at No. 2 Michigan	7-6
5/20/11	vs. No. 21 Notre Dame (N)	8-0 (5)
5/7/11	vs. No. 23 Auburn	10-2 (6)
4/3/11	vs. No. 5 Florida	9-2
4/2/11	vs. No. 5 Florida	7-6
4/1/11	vs. No. 5 Florida	10-2 (6)
3/18/11	at No. 25 LSU	6-1
3/13/11	vs. No. 7 Tennessee	5-4 (10)
3/11/11	vs. No. 7 Tennessee	9-5
2/11/11	vs. No. 22 Ohio State (N)	9-0 (5)
5/21/10	at No. 19 Ohio State	6-5
4/17/10	at No. 3 Florida	5-3
3/27/10	vs. No. 7 Georgia	4-2
3/16/10	vs. No. 5 Alabama	5-4
2/11/10	at No. 5 Arizona State	5-2
5/7/09	vs. No. 7 Georgia (N)	2-0
4/18/09	vs. No. 12 Tennessee	6-5
3/7/09	at No. 19 LSU	6-5 (8)
3/15/08	at No. 6 Tennessee	2-1 (8)

### The Wins

Home: 28 | Away: 29 | Neutral: 14 | SEC Opponents: 46

## 2016 UK HONORS

### #33 Kelsey Nunley, Jr., P

- ASA/USA Softball Finalist for 2016 National Player of the Year  
- SEC Pitcher of the Year  
- First Team All-SEC  
- ESPNW Player of the Week (4/20)  
- SEC Pitcher of the Week (4/11)  
- SEC Pitcher of the Week (4/18)  
- 2016 Senior CLASS Award Top-10 finalist  
- Preseason All-SEC by league coaches  
- Preseason All-America Fourth Team by College Sports Madness

### #23 Katie Reed, Fr., 2B/SS

- SEC Freshman of the Week (2/22) \*1st career

### #11 Abbey Cheek, Fr., 1B/3B

- SEC Freshman of the Week (3/7) \*1st career  
- SEC All-Freshman Team

### #5 Meagan Prince, Jr. P

- SEC Pitcher of the Week (3/14) \*1st career

### #10 Christian Stokes, Sr. SS

- SEC All-Defensive Team (SS)

### #7 Maisie Steed, Sr. 1B

- SEC All-Defensive Team (1B)

### #42 Ansley Smith, Sr., INF

- SEC Community Service Team

## GAME NOTES (CONT'D)

### Sweeping SEC Series

Kentucky has swept three SEC road series (at Arkansas, at South Carolina, at No. 8 LSU) for the first time in program history. (In no year had UK ever swept more than one SEC series in a season before 2016).

### Nunley and Prince Make a Staff

Meagan Prince and Kelsey Nunley are the first pair of pitchers in UK softball history to have at least 14 wins in the same season.

### Getting to 30

UK only needed 34 games to reach 30 wins in the 2016 season. That is the fastest that Kentucky has ever gotten to 30 wins. The previous high was 38 back in the 2014 World Series year.

## UK'S RECORD WHEN ...

	All	SEC
One-run game	10-2	6-1
Single game	27-9	17-6
First of Day	7-2	-
Second of Day	8-1	-
Home	11-5	7-5
Away	18-3	10-2
Neutral	13-2	-
vs. Kentucky schools	5-0	-
vs. Top 10	5-5	4-6
vs. Top 25	10-8	6-6
UK scores first	36-1	14-1
UK scores 0-2 runs	7-10	3-6
UK scores 3-5 runs	15-2	8-1
UK scores 6-9 runs	15-0	5-0
UK scores 10+ runs	6-0	1-0
Opp. scores first	7-11	3-6
Opp. scores 0-2 runs	37-1	15-0
Opp. scores 3-5 runs	2-6	1-3
Opp. scores 6-9 runs	3-4	1-4
Opp. scores 10+ runs	0-0	-
UK has 3 or fewer hits	3-5	3-2
UK has 4-6 hits	15-6	6-4
UK has 7-9 hits	15-1	6-1
UK has 10+ hits	10-0	2-0
Opp. has 3 or fewer hits	22-1	5-0
Opp. has 4-6 hits	13-4	9-2
Opp. has 7-9 hits	5-5	3-3
Opp. has 10+ hits	2-2	0-2
UK has no errors	21-1	8-0
UK has 1 error	17-4	8-3
UK has 2+ errors	6-7	2-3
Leading or tied after 4 innings	41-1	16-0
Leading or tied after 5 innings	31-2	15-1
Leading or tied after 6 innings	31-2	15-1
Trailing after 4 innings	2-9	0-5
Trailing after 5 innings	2-9	0-4
Trailing after 6 innings	1-9	0-4
Extra-inning games	2-2	2-1
UK hits a double	31-6	11-3
UK hits a triple	7-0	3-0
UK hits a home run	28-0	6-0
UK has 2-3 extra base hits	29-3	12-2
UK has 4+ extra base hits	15-0	4-0
UK steals a base	32-1	9-1
UK steals 2+ bases	10-0	3-0
In February	14-2	-
In March	17-3	8-1
In April	9-6	6-6
In May	3-1	3-0
On Monday	2-0	-
On Tuesday	2-1	-
On Wednesday	6-0	-
On Thursday	2-1	-
On Friday	10-4	5-2
On Saturday	11-3	5-2
On Sunday	9-1	6-1



# KENTUCKY SOFTBALL 2016 | NCAA LEXINGTON REGIONAL

## Winning by Big Margins

The Wildcats have won 10 games by the 8-run rule this season through 43 games. This team has tied the UK record for most wins by 8+ runs, tied with the 2011 team, who ended the year with 10.

## Getting a Jump Start

UK has outscored its opponents 55-19 in the first inning of games this season, and 34-7 in the second inning of games. That's a total of 89-26 in the first two innings of scoring in favor of Kentucky this season. The Wildcats are 20-0 when they score in the first inning this season and 36-1 when they score first.

The Wildcats scored a run in the first inning in all three of its wins at South Carolina on SEC Opening Weekend and scored first in 15 of the 24 SEC games it played.

## Prince Earns SEC Pitcher of the Week

Junior pitcher Meagan Prince picked up another two wins and her first save of the season the second week of March, collecting wins over Indiana on Wednesday, March 9th and South Carolina on Saturday, March 12th to lock up the series. For that, she was named the SEC Pitcher of the Week on Monday, March 14. Against the Gamecocks on Sunday, she came on with two on and no outs to pick up the save by retiring all the batters she faces to preserve the shutout. Against Indiana, Prince had a perfect game through 6.1 innings before an infield single gave the Hoosiers their first baserunner of the game.

## Cheek SEC Freshman of the Week

UK got its second SEC Freshman of the Week award in the last three weeks on Monday, March 7 when Abbey Cheek was named as the winner. She went 7-of-13 on the weekend with a team-high eight RBIs and five runs scored to help lead UK to the 2016 Winthrop Invitational Championship.

## Sagermann Taking Her Bases

Third baseman Nikki Sagermann became the fourth player in Kentucky Softball history to walk 100 times in a career against Indiana on Wednesday, March 9 in UK's home opener. She has a team-leading 34 walks on the season and 121 in her career.

## 2016 NON-CONF. ROAD TRIP RECAPS

### Kajikawa Classic - Tempe, Ariz. - Feb. 12-15

### Campbell/Cartier Classic - San Diego, Calif. - Feb. 18-20

#### ROAD TRIP RECAP - FEB. 12-20, 2016



TEMPE, ARIZ.  
Kajikawa Classic  
Feb. 12-15

SAN DIEGO, CALIF.  
Campbell/Cartier Classic  
Feb. 18-20

**TOP 25 WINS**



#### STAR PERFORMANCES



**MEAGAN PRINCE**

13th no hitter in Kentucky history (10-0 win over South Dakota)



**KATIE REED**

Named SEC Freshman of the Week



**KELSEY NUNLEY**

0.89 ERA, 5 wins, 29 Ks

### Frost Classic - Chattanooga, Tenn. - Feb. 26-28

#### ROAD TRIP RECAP - FEB. 26-28, 2016



CHATTANOOGA, TENN.  
Chattanooga Frost Classic  
Tournament champions, perfect 5-0 record

**- BEST START IN PROGRAM HISTORY THROUGH 16 GAMES (14-2)**  
**- CHAMPIONS OF BACK-TO-BACK TOURNAMENTS (CAMPBELL/CARTIER CLASSIC IN SAN DIEGO LAST WEEKEND)**

#### STAR PERFORMANCES



**KELSEY NUNLEY**

Returned home to pitch a complete game vs. hometown Lady Mocs  
Set a new career high with 12 strikeouts vs. Chattanooga



**KATIE REED**

Broke the school record with a 16-game hitting streak  
Hit .562 with nine hits, two triples, four RBIs and scored six runs



**ERIN RETHLAKE**

14th no-hitter in Kentucky history vs. Lipscomb  
Career high 1/4 strikeouts

## UK VERSUS THE 2016 LEXINGTON REGIONAL

### Utah Utes (2nd seed in the region)

**Series history:** Kentucky leads the all-time series 1-0 in a game played this season in the first weekend of the series. UK won thanks to a walk-off passed ball in the bottom of the seventh inning to win the game. Kelsey Nunley pitched a complete-game shutout, only allowing three hits, not walking a batter, and striking out nine.

### Illinois Fighting Illini (3rd seed in the region)

**Series history:** Kentucky leads the all-time series 1-0 with the Fighting Illini. The only prior meeting between the two teams was back in 2013.

### Butler Bulldogs (4th seed in the region)

**Series history:** UK is 5-0 all-time against the Butler Bulldogs, with the last meeting coming back in 2014 at John Cropp Stadium. The Wildcats won that game 9-7. Kelsey Nunley pitched 3.2 innings, with Meagan Prince pitching 3.1 innings and closing out the game. Lauren Cumbess went 2-for-4 with a double and the game-winning RBI single.



## SEASON GAME NOTES (CONTINUED)

### No-No Times Five

UK has had three different pitchers throw a no-hitter in the same season for the first time in program history. They are listed below:

- Meagan Prince vs. South Dakota
- Erin Rethlake vs. Lipscomb
- Shannon Smith vs. Albany
- Meagan Prince vs. Winthrop
- Meagan Prince vs. Northern Kentucky

### Abbey is Just Cheeky In Crucial Situations

Freshman Abbey Cheek is batting a whopping .413 with runners in scoring position this season. She has 19 hits out of 46 opportunities and has driven in 39 of her 49 runs with two outs this year. UK as a team is hitting .319 with runners in scoring position with 125 hits in those situations this season.

### UK vs. the SEC in Non-Conference Play on The Road

Kentucky played more true road games than any team in the SEC this season (21), including a 5-3 win over No. 22 Arizona State. UK has also played seven top-25 teams for a total of 11 games on the road vs. ranked opponents, going 8-3 in those games.

### Rethlake's Lucky #14

Sophomore pitcher Erin Rethlake threw the second no-hitter by UK pitching this season against Lipscomb in a 4-0 win over the Bison on Feb. 26 in the Chattanooga Classic. Rethlake had 14 strikeouts in the game - the 14th no-hitter in UK history, which more than tripled her previous career high of four set against South Carolina a season ago. The Huntington, Ind., native only walked one in the game, while facing 23 Lipscomb batters and throwing 104 pitches, with 66 of them recorded as strikes.

Rethlake had the most strikeouts by a UK softball player in a single game, that didn't go into extra innings (14), since Apr. 6, 2011 (Chanda Bell had 15 strikeouts vs. Austin Peay).

### UK Pitching at the Frost Classic

All four UK pitchers pitched a complete game in the Volunteer State as Kentucky went 5-0 to claim the Chattanooga Frost Classic title. Erin Rethlake had a no-hitter and recorded a career-high 14 strikeouts - joining Shannon Smith (11), Kelsey Nunley (12) and Meagan Prince (12) who all record-

ed strikeout career-high's in their tournament performances. The staff ERA over the tournament was 0.88, recorded 49 strikeouts and allowed a total of seven hits in five games.

### Nunley's Hometown Return

In front of a record crowd at Chattanooga's Frost Stadium, Kelsey Nunley set a new career high in her homecoming, throwing a complete game two-hitter, as Kentucky went on to beat the Mocs, 6-2. Nunley had a career-high 12 Ks in the game - besting her previous career high by one.

### Start 'Em Up

UK's 30-4 start is the best in program history through 34 games. The previous best was 29-5 in 2014, Kentucky's only appearance in the Women's College World Series.

### Pitching at a Premium

UK recorded at least 10 strikeouts in three consecutive games for the first time since the 2011 season (4 consecutive games, Apr. 1, 2, 3, and 6, 2011). In the games against Eastern Illinois, Chattanooga and Evansville, UK got 12 strikeouts from Meagan Prince, 12 from Kelsey Nunley and 11 from Shannon Smith.

### Kajikawa Success

Kentucky finished the first weekend (Kajikawa Classic - Tempe, Ariz.) with a 5-1 record, and four of those wins coming against teams in the top 25.

- \*W, 10-7 vs. No. 25 Notre Dame
- \*W, 8-6 vs. No. 4 Oregon
- \*W, 1-0 vs. No. 24 Utah
- \*W, 5-3 at No. 22 Arizona State

This marked the fifth time in program history, and the third consecutive season, that UK has started 5-1 or better through its first six games (2004, 2011, 2014, 2015, 2016).

### Katie Reed Named SEC Freshman of the Week

Katie Reed was named the SEC Freshman of the Week on Monday, Feb. 22, as she hit .524 with 11 hits in 21 at bats, six runs scored, a team-leading six RBI and also hit her first three career home runs. The first long ball came off her bat against San Diego State in the top of the first inning to give Kentucky a 2-0 lead - a lead the Wildcats would not relinquish. Later in the game, she gave UK an insurance run with a solo shot

to left before belting a homer to left again against South Dakota to close out the weekend.

### Prince Throws No-Hitter

Junior starting pitcher Meagan Prince threw just the 13th no hitter in Kentucky softball history and the first of her career in a 10-0 win on Saturday to complete the Campbell/Cartier Classic in San Diego. She went 4.1 innings, earning the start and pitching brilliantly in UK's road win against No. 22 Arizona State to cap off the Kajikawa Classic on Monday afternoon in Tempe. Prince pitched a five-hit, one-run game to earn the road win at San Diego State in Thursday night's opening day of the Campbell/Cartier Classic. In San Diego, she threw 16.1 of her then-season total of 26.2 innings with a 1.00 ERA, and recorded a whopping 15 strikeouts to just two walks.

### Freshman Doing Their Part

The 2016 freshman class has been nothing short of spectacular to start the 2016 season. Through the first two tournaments, Kentucky's freshman were batting .361 BA // 28 runs scored // 6 HR // 32 RBI // 6 BB // 7 doubles // 2 triples // 2 defensive errors. There were three freshman (Jenny Schaper C, Katie Reed 2B and Abbey Cheek 3B - were all in the Opening Day starting lineup for Kentucky.

The freshman starting trio of Katie Reed, Abbey Cheek and Jenny Schaper are currently batting .308 with 81 runs scored // 151 hits // 86 RBI // 15 home runs and 22 doubles.

### Sylver Playing Like Gold

Senior slapper Sylver Samuel is the leader for Kentucky in batting average, with a .348 BA, and has 55 hits already on the season in addition to 22 runs scored and six RBI to go along with a 21-of-26 record in stealing bases. In a radio interview to start the season, Rachel Lawson said that Sylver Samuel "Is the key to our season because when she gets on the bases, anything can happen. We win games when Sylver Samuel plays well. Our record proves that."

### Nunley Named Finalist for the Lowe's Senior CLASS Award

All-American pitcher Kelsey Nunley has been named a finalist for the 2016 Senior CLASS Award, it was announced on Tuesday, Feb. 23 by Premier Sports Management - overseers of the award.



## KENTUCKY SOFTBALL 2016 | NCAA LEXINGTON REGIONAL

### SEASON GAME NOTES (CONTINUED)

An acronym for Celebrating Loyalty and Achievement for Staying in School, the Senior CLASS Award focuses on the total student-athlete and encourages students to use their platform in athletics to make a positive impact as leaders in their communities.

The final 30 candidates were chosen by national media members. After the month of March is complete, media will narrow the list down to 10 finalists, where fans voting will decide the winner of the prestigious award. The winner will be announced during the Women's College World Series

#### **Nunley Named Preseason All-SEC**

For the second year running, senior pitcher Kelsey Nunley was named preseason All-Southeastern Conference by the league coaches.

Nunley finished the 2015 season with 14 wins and over 200 innings pitched, allowing just 73 runs and striking out over 150 batters, while leading the Kentucky softball team to its fourth Super Regional in the past five seasons a year ago.

The Soddy Daisy, Tenn., native had a 2.42 earned run average in 2015, and allowed just a .229 opposing batting average. Nunley broke the school record for career wins, with her 69th-career all-time win against Western Kentucky, where she pitched nine scoreless innings with nine strikeouts to capture the record-setting win.

Nunley has racked up pre, post, and mid-season accolades during her tenure under head coach Rachel Lawson, including three SEC Player of the Week awards, 2014 Women's College World Series All-Tournament Team, All-SEC Freshman Team in 2013, as well as preseason All-America in 2015.

#### **Kentucky Softball Starts 2016 Ranked No. 18 in NFCA Top 25**

The Kentucky softball team was appointed to the No. 18 national ranking in the National Fastpitch Coaches Association to begin the 2016 campaign, it was announced on Tuesday afternoon in the release of the preseason poll.

This marks the third-straight season that Kentucky will begin the season ranked in the top-25 under the direction of ninth-year head coach Rachel Lawson. UK started the 2015 season in the No. 6 slot, its highest starting position in program history.

#### **SEC Dominance of the Polls**

The Southeastern Conference continued its recent dominance of national polling, taking four of the top five slots in the NFCA top 25, while also holding five of the top eight teams, and eight teams – more than half the conference – in the top 18.

#### **Wildcats on the National Stage**

The TV slate for the Wildcats kicks off on Feb. 15 with two games televised featuring the Wildcats against the Utah Utes (2:30 p.m. ET) and the Arizona State Sun Devils (5 p.m. ET) at the 2016 Kajikawa Classic Tournament from Tempe, Ariz. Both games will be shown live on the PAC-12 Networks, and the PAC-12 Network website as well.

Two matches in Columbia, S.C., against the South Carolina Gamecocks will be UK's first SEC Network appearance of the season, as both March 12 and March 13 games against USC will be shown live at 1 p.m. ET on the network, as well as the ESPN app and WatchESPN.

Kentucky's road game at Arkansas on March 26 will also start at 1 p.m. ET and will be televised by the SEC Network.

All three games in Baton Rouge, La., will be shown live over the air from April 9-11 as the Wildcats look to win back-to-back series against the LSU Tigers. Saturday night's game will start at 6 p.m. ET and will be shown live on ESPN2, the ESPN app and WatchESPN. Sunday and Monday night's games will both start at 7 p.m. ET and will both be shown on the SEC Network, with Monday night's game showcased as the Game of the Week, featuring the only SEC game on that date.

Kentucky's final scheduled television appearance comes on April 23 at 6 p.m. ET when UK travels to Alabama to face the Crimson Tide on the SEC Network. The Wildcats will be looking for back-to-back series wins in Tuscaloosa on April 22-24.

#### **Lawson at Media Day**

##### **Quotes from Rachel Lawson at Kentucky's annual softball media day on Feb. 8:**

"2015 was a tough year, but it was a cool year from the standpoint of our team really got to show how tough we were. Things prior to that came a bit easier to us and everything was a first, so now that we are at the level we are at now, we are trying to figure out how to go from good to great. The

thing I liked about last year's squad was we figured out how to scratch and claw our way into Super Regionals again, and that really goes to show you the strength of our program." - Lawson

"We have a very deep pitching staff. Kelsey Nunley returns for us, and then we have two juniors, Meagan Prince and Shannon Smith who have gotten to see significant time in the offseason, so I'm looking forward to that. We are very strong up the middle, we return Christian Stokes, we return Ansley Smith, we return Nikki Sagermann – who when not playing third can play second base. Sylvester Samuel is in centerfield and she's going to do a great job for us. We have a newcomer named Katie Reed who can play in the middle, and is arguable one of the best freshman that we've ever brought in here defensively." - Lawson



# KENTUCKY SOFTBALL 2016 | NCAA LEXINGTON REGIONAL

## 2016 FINAL SEC STANDINGS

School	SEC	Pct.	ALL	Pct.	Home	Away	Neu.	Streak
1.) Florida*	20-4	.833	52-4	.929	21-2	13-2	18-0	W5
2.) Kentucky	17-7	.708	43-11	.796	11-5	20-3	12-3	W4
3.) Tennessee	16-7	.696	40-13	.755	22-1	7-9	11-3	W1
4.) Auburn #	16-7	.696	46-9	.836	30-5	12-3	4-1	W1
5.) Alabama	16-8	.667	45-11	.804	22-4	12-6	11-1	L1
6.) Missouri	14-10	.583	39-13	.750	12-5	14-5	13-3	W1
7.) LSU	13-11	.542	42-14	.750	28-9	10-4	4-1	W1
8.) Georgia	12-12	.500	40-16	.714	20-7	7-8	13-1	W1
9.) Ole Miss	11-13	.458	38-19	.667	21-8	11-10	6-1	L1
10.) Texas A&M	9-15	.375	37-17	.685	24-6	5-11	8-0	L1
11.) South Carolina	7-17	.292	35-20	.636	23-9	7-10	5-1	L1
12.) Mississippi St.	3-21	.125	25-30	.455	15-13	4-13	6-4	L6
13.) Arkansas	1-23	.042	17-39	.304	7-18	3-16	7-5	L14

\* - SEC Regular Season Champion; # - SEC Tournament Champion

## SEC WEEKLY AWARDS

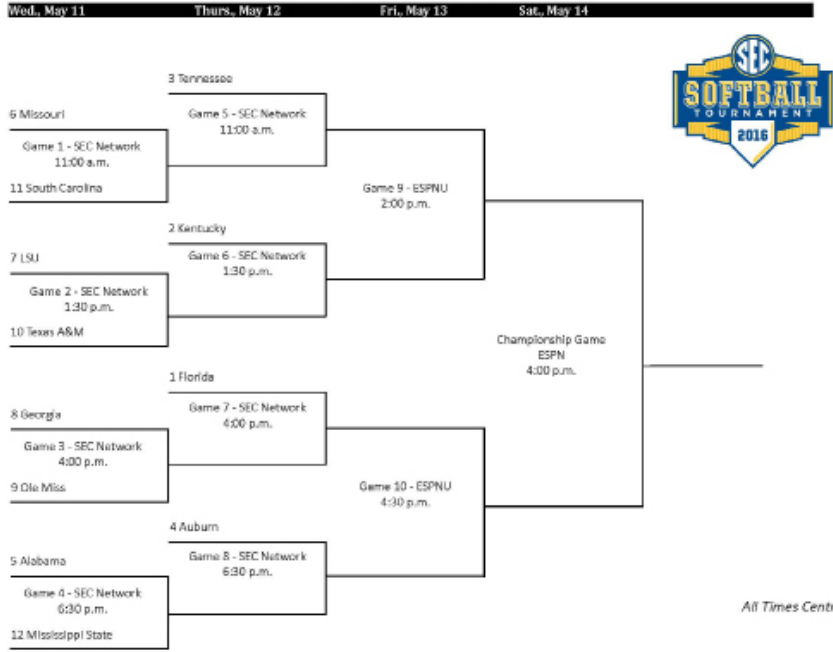
- Feb. 15, 2016**  
 Player of the Week: Savanna Jaquish (LSU)  
 Pitcher of the Week: Erin Gabriel (Tennessee)  
 Freshman of the Week: Keeli Milligan (TAMU)
- Feb. 22, 2016**  
 Player of the Week: Rylee Pierce (Mizzou)  
 Pitcher of the Week: Chelsea Wilkinson (Georgia)  
**Freshman of the Week: Katie Reed (Kentucky)**
- March 1, 2016**  
 Player of the Week: Kasey Cooper (Auburn)  
 Pitcher of the Week: Alexis Osorio (Alabama)  
 Freshman of the Week: Samantha Show (TAMU)
- March 7, 2016**  
 Player of the Week: Kasey Cooper (Auburn)  
 Pitcher of the Week: Carley Hoover (LSU)  
**Freshman of the Week: Abbey Cheek (Kentucky)**

## SEC TEAMS IN 2016 NCAA TOURNAMENT

Team	Seed	Region	Game	Opponent	Time
Florida	No. 1	Overall	Thursday, May 19	BYU at (15) Missouri	8pm ET
Auburn	No. 4	Overall	Friday, May 20	South Carolina vs. USF (Tallahassee, Fla.)	Noon
Alabama	No. 6	Overall	Friday, May 20	Alabama State at (1) Florida	2:30pm
Kentucky	No. 9	Overall	Friday, May 20	Maine at (16) Georgia	3:30pm
LSU	No. 10	Overall	Friday, May 20	Texas A&M vs. Texas (Lafayette, La.)	4:30pm
Tennessee	No. 13	Overall	Friday, May 20	Samford at (6) Alabama	5pm
Missouri	No. 15	Overall	Friday, May 20	Butler at (15) Kentucky	6pm
Georgia	No. 16	Overall	Friday, May 20	Ole Miss vs. Tulsa (Norman, Okla.)	6:30pm
Ole Miss	#3	Norman Region	Friday, May 20	Jacksonville St. at (4) Auburn	7pm
Texas A&M	#2	Lafayette Region	Friday, May 20	LIU Brooklyn at (10) LSU	7pm
South Carolina	#3	Tallahassee Region	Friday, May 20	Marist at (13) Tennessee	7pm
Mississippi State	DNQ			Louisville/Nebraska at (15) Missouri	TBA
Arkansas	DNQ				

- March 14, 2016**  
 Player of the Week: Bianka Bell (LSU)  
**Pitcher of the Week: Meagan Prince (Kentucky)**  
 Freshman of the Week: Alyssa DiCarlo (Georgia)
- March 21, 2016**  
 Player of the Week: Ansley Ard (South Carolina)  
 Pitcher of the Week: Paige Lowary (Missouri)  
 Freshman of the Week: Kelly Barnhill (Florida)
- March 28, 2016**  
 Player of the Week: Jade Rhodes (Auburn)  
 Pitcher of the Week: Alesha Ocasio (Florida)  
 Freshman of the Week: Alyssa DiCarlo (Georgia)
- April 4, 2016**  
 Player of the Week: Ashley Walters (Texas A&M)  
 Pitcher of the Week: Sydney Littlejohn (Alabama)  
 Freshman of the Week: Reagan Dykes (Alabama)
- April 11, 2016**  
 Player of the Week: Rainey Gaffin (Tennessee)  
**Pitcher of the Week: Kelsey Nunley (Kentucky)**  
 Freshman of the Week: Alyssa DiCarlo (Georgia)
- April 18, 2016**  
 Player of the Week: Jade Rhoades (Auburn)  
**Pitcher of the Week: Kelsey Nunley (Kentucky)**  
 Freshman of the Week: Matty Moss (Tennessee)

### 2016 SEC Softball Tournament May 11-14 • Nusz Park • Starkville, Miss.



All Times Central.

- April 25, 2016**  
 Player of the Week: Emily Carosone (Auburn) and Emily Crane (Missouri)  
 Pitcher of the Week: Delanie Gourley (Florida)  
 Freshman of the Week: Amanda Lorenz (Florida)
- May 2, 2016**  
 Player of the Week: Savanah Jaquish (LSU)  
 Pitcher of the Week: Madi Osias (Ole Miss)  
 Freshman of the Week: Kylan Becker (Ole Miss)
- May 9, 2016**  
 Player of the Week: Keeli Milligan, Texas A&M  
 Pitcher of the Week: Sydney Smith, LSU  
 Freshman of the Week: Kelly Barnhill, Florida

**Postseason Awards (May 10):**  
 Player of the Year: Kasey Cooper, Auburn  
**Pitcher of the Year: Kelsey Nunley, Kentucky**  
 Freshman of the Year: Amanda Lorenz, Florida  
**Coach of the Year: Rachel Lawson, Kentucky**  
 Academic Scholar Athlete of the Year: Kasey Cooper, Auburn

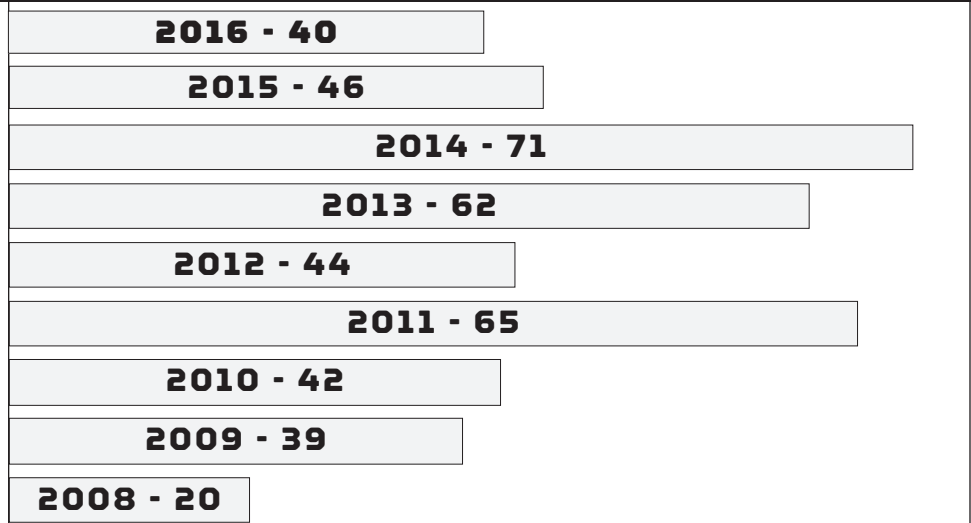


# KENTUCKY SOFTBALL 2016 | NCAA LEXINGTON REGIONAL

## SOUTHEASTERN CONFERENCE BREAKDOWN KENTUCKY'S HISTORY IN SEC ACTION

<u>Team</u>	<u>Years of UK Series Victories</u>	<u>School:</u>	<u>Consecutive Years Captured</u>
Mississippi State (8):	1998, 2002, 2009, 2010, 2011, 2013, 2014, 2016	LSU (2):	2015, 2016
Auburn (4):	2000, 2001, 2009, 2012	Ole Miss (8):	2007, 2008, 2009, 2010, 2012, 2013, 2014, 2016
Florida (3):	2000, 2011, 2012	Mississippi State (3):	2013, 2014, 2016
Georgia (2):	2000, 2012	Missouri (2):	2014, 2016
Tennessee (2):	2000, 2011	Arkansas (2):	2014, 2016
Ole Miss (9):	2001, 2007, 2008, 2009, 2010, 2012, 2013, 2014, 2016		
South Carolina (8):	2001, 2006, 2009, 2010, 2011, 2012, 2013, 2016	<b>2016 Breakdown - 17-7</b>	<b>**2015 - 5-19 in the SEC**</b>
Arkansas (6):	2002, 2003, 2010, 2011, 2014, 2016	at South Carolina (3-0):	Game 1: W, 8-2 Game 2: W, 5-1 Game 3: W, 4-0
Alabama (1):	2013	vs. Ole Miss (2-1):	Game 1: L, 3-1 Game 2: W, 3-1 Game 3: W, 6-2
LSU (3):	2012, 2015, 2016	at Arkansas (3-0):	Game 1: W, 9-0 Game 2: W, 7-1 Game 3: W, 12-4
Missouri (2):	2014, 2016	vs. Auburn (0-3):	Game 1: L, 9-0 Game 2: L, 6-5 Game 3: L, 3-1 (9)
Texas A&M (1):	2014	at LSU (3-0):	Game 1: W, 1-0 Game 2: W, 3-0 Game 3: W, 2-0
<b>BOLD = SEC opponent for UK in 2016 regular season</b>		vs. Missouri (2-1):	Game 1: W, 7-6 Game 2: L, 9-2 Game 3: W, 3-2
<u>Year:</u>	<u>UK's Series Captured that Season</u>	at Alabama (1-2):	Game 1: W, 3-2 Game 2: L, 7-1 Game 3: L, 3-0
1997 (0):	-	vs. Mississippi State (3-0):	Game 1: W, 3-2 (9) Game 2: W, 1-0 (8) Game 3: W, 4-0
1998 (1):	Mississippi State		
1999 (0):	-		
2000 (4):	Auburn, Florida, Georgia, Tennessee		
2001 (3):	Auburn, Ole Miss, South Carolina		
2002 (2):	Arkansas, Mississippi State		
2003 (1):	Arkansas		
2004 (0):	-		
2005 (0):	-		
2006 (1):	South Carolina		
2007 (1):	Ole Miss		
2008 (1):	Ole Miss		
2009 (4):	Auburn, Mississippi State, Ole Miss, South Carolina		
2010 (4):	Arkansas, Mississippi State, Ole Miss, South Carolina		
2011 (5):	Arkansas, Mississippi State, Tennessee, Florida, South Carolina		
2012 (6):	Auburn, Georgia, Ole Miss, Florida, LSU, South Carolina		
2013 (4):	Ole Miss, Miss. State, South Carolina, Alabama		
2014 (5):	Mississippi State, Missouri, Texas A&M, Ole Miss, Arkansas		
2015 (1):	LSU		
2016 (6):	at South Carolina, Ole Miss, at Arkansas, at No. 8 LSU, No. 18 Missouri, vs. Mississippi State		

## KENTUCKY HOME RUN TRACKER UNDER COACH KRISTINE HIMES





# KENTUCKY SOFTBALL 2016 | NCAA LEXINGTON REGIONAL

## STARTING LINEUPS BY BATTING ORDER

Opponent	1	2	3	4	5	6	7	8	9
Notre Dame	Steed	Reed	Sagermann	Cheek	Stokes	Schaper	Hinz	Rethlake	Samuel
Oregon State	Steed	Reed	Sagermann	Cheek	Ray	Stokes	Metzger	Rethlake	Samuel
Oregon	Steed	Reed	Sagermann	Cheek	Ray	Schaper	Rainwater	A. Smith	Samuel
New Mexico	Steed	Reed	Sagermann	Cheek	Hinz	Stokes	Schaper	Rethlake	Samuel
Utah	Steed	Reed	Sagermann	Cheek	Schaper	Stokes	Rainwater	Rethlake	Samuel
Arizona State	Steed	Samuel	Reed	Sagermann	Cheek	Stokes	Hinz	Metzger	Rethlake
San Diego	Steed	Samuel	Reed	Sagermann	Cheek	Hinz	Schaper	Rethlake	A. Smith
San Diego St.	Steed	Samuel	Reed	Cheek	Sagermann	Stokes	Hinz	Metzger	Henson
California	Steed	Samuel	Reed	Cheek	Sagermann	Hinz	Metzger	Rethlake	A. Smith
South Dakota	Steed	Samuel	Reed	Cheek	Sagermann	Hinz	Ray	Schaper	Stokes
Texas Tech	Steed	Samuel	Reed	Cheek	Sagermann	Schaper	A. Smith	Rainwater	Rethlake
Lipscomb	Steed	Samuel	Reed	Cheek	Sagermann	Hinz	Schaper	Stokes	Rethlake
Miami (OH)	Steed	Samuel	Reed	Cheek	Sagermann	Hinz	Metzger	Smith	Rethlake
Eastern Illinois	Reed	Samuel	Cheek	Sagermann	Steed	Hinz	Ray	Schaper	A. Smith
Chattanooga	Steed	Samuel	Reed	Cheek	Sagermann	Rainwater	Schaper	Stokes	Rethlake
Evansville	Steed	Samuel	Reed	Cheek	Sagermann	Hinz	Ray	Metzger	Stokes
Albany	Steed	Samuel	Reed	Cheek	Sagermann	Hinz	Stokes	Schaper	Rethlake
Lehigh	Steed	Samuel	Reed	Cheek	Hinz	Sagermann	Ray	Metzger	Stokes
UNC Charlotte	Steed	Samuel	Reed	Cheek	Sagermann	Stokes	Metzger	Smith	Rethlake
Winthrop	Steed	Samuel	Reed	Sagermann	Cheek	Hinz	Ray	Schaper	Stokes
Winthrop	Steed	Samuel	Reed	Cheek	Sagermann	Hinz	Nunley	Schaper	Stokes
Indiana	Steed	Samuel	Sagermann	Cheek	Hinz	Reed	Stokes	Schaper	Rethlake
South Carolina (1)	Steed	Reed	Sagermann	Cheek	Hinz	Stokes	Nunley	Schaper	Samuel
South Carolina (2)	Steed	Reed	Sagermann	Cheek	Hinz	Stokes	Ray	Schaper	Samuel
South Carolina (3)	Steed	Reed	Sagermann	Cheek	Hinz	Stokes	Metzger	Rethlake	Samuel
Marshall	Steed	Reed	Cheek	Hinz	Stokes	Metzger	Ray	Rethlake	Samuel
Ole Miss (1)	Sagermann	Reed	Cheek	Hinz	Stokes	Steed	Ray	Schaper	Samuel
Ole Miss (2)	Steed	Samuel	Reed	Cheek	Stokes	Hinz	Nunley	Schaper	Rethlake
Ole Miss (3)	Stokes	Reed	Cheek	Hinz	Sagermann	Stokes	Schaper	Rainwater	Samuel
NKU	Reed	Samuel	Cheek	Hinz	Sagermann	Stokes	Ray	Schaper	Steed
Arkansas (1)	Steed	Samuel	Reed	Cheek	Sagermann	Hinz	Ray	Schaper	Stokes
Arkansas (2)	Steed	Samuel	Reed	Cheek	Sagermann	Hinz	Ray	Schaper	Stokes
Arkansas (3)	Samuel	Reed	Sagermann	Hinz	Ray	Stokes	Schaper	Cheek	Steed
Ohio (1)	Stokes	Samuel	Cheek	Sagermann	Hinz	Nunley	Schaper	Steed	Reed
Ohio (2)	Samuel	Reed	Sagermann	Hinz	Cheek	Ray	Stokes	Metzger	Steed
Auburn (1)	Steed	Samuel	Sagermann	Hinz	Reed	Cheek	Schaper	Rethlake	Stokes
Auburn (2)	Samuel	Reed	Sagermann	Cheek	Hinz	Ray	Stokes	Steed	Schaper
Auburn (3)	Samuel	Reed	Sagermann	Cheek	Hinz	Ray	Schaper	Steed	Stokes
LSU (1)	Samuel	Reed	Sagermann	Cheek	Stokes	Hinz	Ray	Schaper	Steed
LSU (2)	Samuel	Reed	Sagermann	Hinz	Stokes	Cheek	Ray	Schaper	Steed
LSU (3)	Samuel	Reed	Sagermann	Stokes	Hinz	Cheek	Ray	Schaper	Steed
Eastern Kentucky	Samuel	Steed	Sagermann	Stokes	Hinz	Cheek	Ray	Metzger	Reed
Missouri (1)	Samuel	Reed	Stokes	Cheek	Sagermann	Rainwater	Ray	Schaper	Steed
Missouri (2)	Samuel	Reed	Cheek	Stokes	Hinz	Schaper	Ray	Sagermann	Steed
Missouri (3)	Samuel	Steed	Cheek	Hinz	Ray	Schaper	Sagermann	Stokes	Reed
Western Kentucky	Samuel	Steed	Cheek	Hinz	Ray	Schaper	Sagermann	Stokes	Reed
Alabama (1)	Samuel	Sagermann	Cheek	Hinz	Ray	Schaper	Stokes	Steed	Reed
Alabama (2)	Samuel	Sagermann	Cheek	Hinz	Ray	Schaper	Stokes	Steed	Reed
Alabama (3)	Samuel	Sagermann	Cheek	Hinz	Ray	Schaper	Stokes	Steed	Reed
Louisville	Samuel	Sagermann	Cheek	Hinz	Ray	Schaper	Stokes	Steed	Reed
Mississippi St. (1)	Samuel	Sagermann	Cheek	Hinz	Ray	Schaper	Nunley	Stokes	Reed
Mississippi St. (2)	Samuel	Sagermann	Cheek	Schaper	Nunley	Stokes	Steed	A. Smith	Reed
Mississippi St. (3)	Samuel	Sagermann	Cheek	Hinz	Schaper	Stokes	Nunley	Steed	Reed
LSU (SECT QF)	Samuel	Sagermann	Cheek	Hinz	Schaper	Stokes	Ray	Steed	Reed





# KENTUCKY SOFTBALL 2016 | NCAA LEXINGTON REGIONAL

## STARTING LINEUPS BY POSITION

Opponent	C	1B	2B	3B	SS	LF	CF	RF	P
Notre Dame	Schaper	Steed	Reed	Sagermann	Stokes	Cheek	Samuel	Rethlake	Prince
Oregon State	Metzger	Steed	Reed	Sagermann	Stokes	Cheek	Samuel	Ray	S. Smith
Oregon	Schaper	Steed	A. Smith	Sagermann	Reed	Rethlake	Samuel	Ray	Nunley
New Mexico	Schaper	Steed	Reed	Sagermann	Stokes	Hinz	Samuel	Rethlake	Prince
Utah	Schaper	Steed	Reed	Sagermann	Stokes	Rainwater	Samuel	Rethlake	Nunley
Arizona State	Metzger	Steed	Reed	Sagermann	Stokes	Rethlake	Samuel	Rainwater	Prince
San Diego	Schaper	Steed	Reed	Sagermann	A. Smith	Hinz	Samuel	A. Smith	S. Smith
San Diego St.	Metzger	Steed	Reed	Sagermann	Stokes	Cheek	Samuel	Hinz	Prince
California	Schaper	Steed	Reed	Sagermann	Stokes	Cheek	Samuel	Hinz	Nunley
South Dakota	Schaper	Steed	Reed	Sagermann	Stokes	Hinz	Samuel	Ray	Prince
Texas Tech	Schaper	Steed	Reed	Sagermann	A. Smith	Cheek	Samuel	Rethlake	Nunley
Lipscomb	Schaper	Steed	Reed	Sagermann	Stokes	Rainwater	Samuel	Hinz	Rethlake
Miami (OH)	Metzger	Steed	Reed	Sagermann	A. Smith	Rethlake	Samuel	Hinz	Prince
Eastern Illinois	Schaper	Steed	Reed	Sagermann	A. Smith	Hinz	Samuel	Ray	S. Smith
Chattanooga	Schaper	Steed	Reed	Sagermann	Stokes	Rethlake	Samuel	Rainwater	Nunley
Evansville	Metzger	Steed	Reed	Sagermann	Stokes	Rethlake	Samuel	Ray	Prince
Albany	Schaper	Steed	Reed	Sagermann	Stokes	Hinz	Samuel	Rethlake	S. Smith
Lehigh	Metzger	Steed	Reed	Sagermann	Stokes	Hinz	Samuel	Ray	Prince
UNC Charlotte	Metzger	Cheek	Reed	Sagermann	Stokes	Steed	Samuel	A. Smith	Rethlake
Winthrop	Schaper	Steed	Reed	Sagermann	Stokes	Rainwater	Samuel	Ray	Prince
Winthrop	Schaper	Steed	Reed	Sagermann	Stokes	Rainwater	Samuel	Hinz	Nunley
Indiana	Schaper	Steed	Reed	Sagermann	Stokes	Hinz	Samuel	Rethlake	Prince
South Carolina (1)	Schaper	Steed	Reed	Sagermann	Stokes	Steed	Samuel	Hinz	S. Smith
South Carolina (2)	Schaper	Steed	Reed	Sagermann	Stokes	Hinz	Samuel	Rethlake	Prince
South Carolina (3)	Schaper	Steed	Reed	Sagermann	Stokes	Rethlake	Samuel	Hinz	Nunley
Marshall	Metzger	Steed	Reed	Cheek	Stokes	Hinz	Samuel	Ray	Rethlake
Ole Miss (1)	Schaper	Steed	Reed	Cheek	Stokes	Hinz	Samuel	Ray	Nunley
Ole Miss (2)	Schaper	Steed	Reed	Cheek	Stokes	Rethlake	Samuel	Hinz	Prince
Ole Miss (3)	Schaper	Steed	Reed	Sagermann	Stokes	Rainwater	Samuel	Hinz	S. Smith
NKU	Metzger	Steed	Reed	Sagermann	Stokes	Cheek	Samuel	Hinz	Prince
Murray State	Schaper	Cheek	Reed	Sagermann	Stokes	Steed	Samuel	Hinz	S. Smith
Arkansas (1)	Schaper	Steed	Reed	Sagermann	Stokes	Cheek	Samuel	Ray	Nunley
Arkansas (2)	Schaper	Steed	Reed	Sagermann	Stokes	Hinz	Samuel	Ray	Prince
Arkansas (3)	Schaper	Steed	Reed	Sagermann	Stokes	Hinz	Samuel	Ray	S. Smith
Ohio (1)	Schaper	Steed	Reed	Cheek	Stokes	Rainwater	Samuel	Hinz	Nunley
Ohio (2)	Metzger	Steed	Reed	Cheek	Stokes	Hinz	Samuel	Ray	Prince
Auburn (1)	Schaper	Steed	Reed	Sagermann	Stokes	Rethlake	Samuel	Hinz	Prince
Auburn (2)	Schaper	Steed	Reed	Sagermann	Stokes	Hinz	Samuel	Cheek	Nunley
Auburn (3)	Schaper	Steed	Reed	Cheek	Stokes	Hinz	Samuel	Ray	Prince
LSU (1)	Schaper	Steed	Reed	Cheek	Stokes	Hinz	Samuel	Ray	Nunley
LSU (2)	Schaper	Steed	Reed	Sagermann	Stokes	Hinz	Samuel	Cheek	Prince
LSU (3)	Schaper	Steed	Reed	Sagermann	Stokes	Cheek	Samuel	Hinz	Nunley
Eastern Kentucky	Metzger	Steed	Reed	Sagermann	Stokes	Cheek	Samuel	Hinz	S. Smith
Missouri (1)	Schaper	Steed	Reed	Cheek	Stokes	Hinz	Samuel	Ray	Nunley
Missouri (2)	Schaper	Steed	Reed	Cheek	Stokes	Rainwater	Samuel	Ray	Prince
Missouri (3)	Schaper	Steed	Reed	Cheek	Stokes	Hinz	Samuel	Ray	Nunley
Western Kentucky	Schaper	Steed	Reed	Sagermann	Stokes	Hinz	Samuel	Ray	Prince
Alabama (1)	Schaper	Steed	Reed	Cheek	Stokes	Hinz	Samuel	Ray	Nunley
Alabama (2)	Schaper	Steed	Reed	Cheek	Stokes	Hinz	Samuel	Ray	Prince
Alabama (3)	Schaper	Steed	Reed	Cheek	Stokes	Hinz	Samuel	Ray	Nunley
Louisville	Schaper	Steed	Reed	Sagermann	Stokes	Hinz	Samuel	Ray	Nunley
Mississippi St. (1)	Schaper	Cheek	Reed	Sagermann	Stokes	Rainwater	Samuel	Ray	Nunley
Mississippi St. (2)	Schaper	Steed	Reed	Sagermann	Stokes	Cheek	Samuel	A. Smith	Nunley
Mississippi St. (3)	Schaper	Steed	Reed	Sagermann	Stokes	Rainwater	Samuel	Cheek	Nunley
LSU (SECT QF)	Schaper	Steed	Reed	Sagermann	Stokes	Hinz	Samuel	Ray	Prince

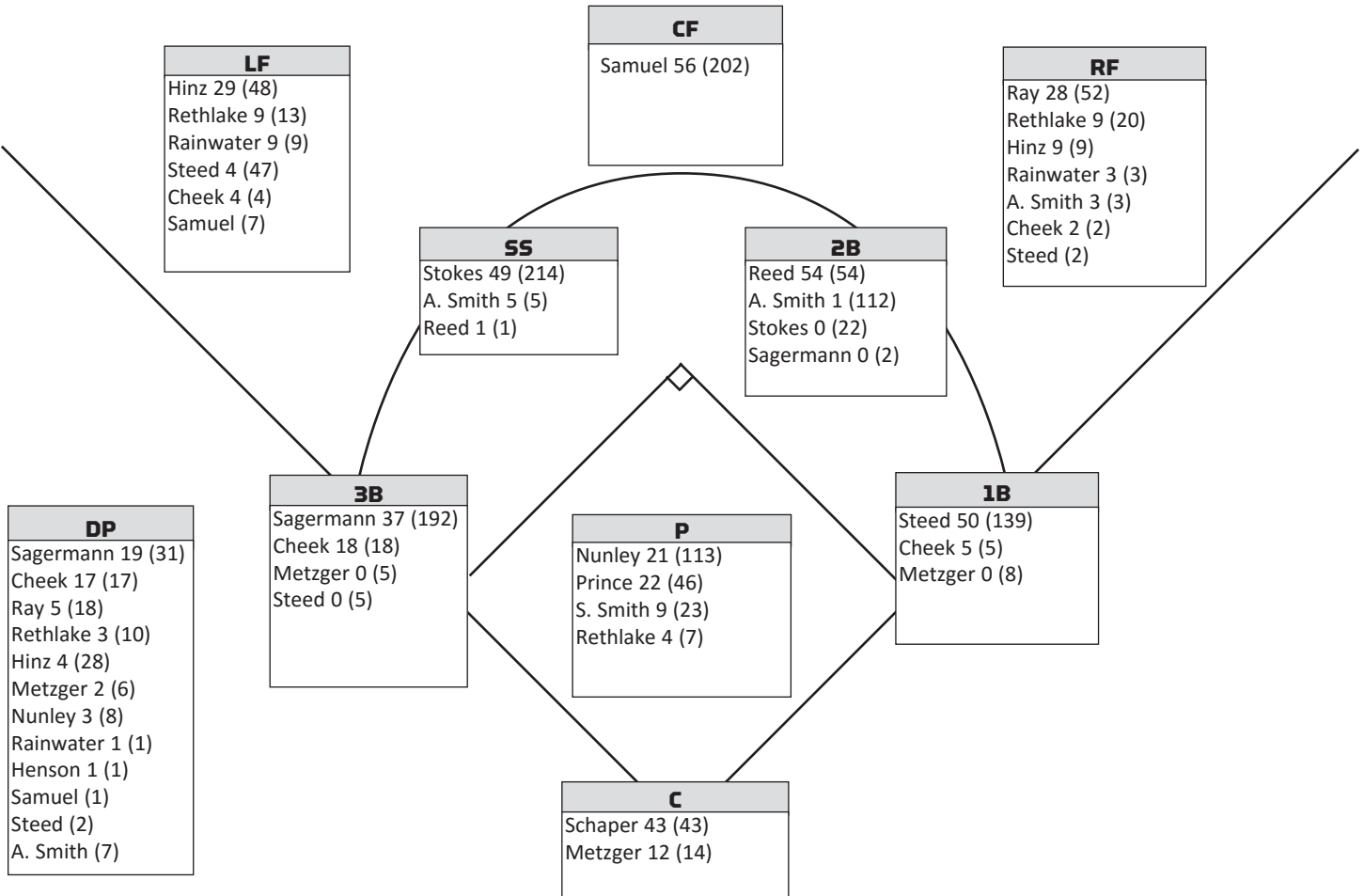


# KENTUCKY SOFTBALL 2016 | NCAA LEXINGTON REGIONAL

## 2016 STARTS BY BATTING ORDER

Player	1	2	3	4	5	6	7	8	9
Christian Stokes	2	.	1	3	7	14	8	5	9
Ansley Smith	.	.	.	.	.	.	1	4	3
Maisie Steed	29	3	.	.	1	2	1	9	9
Nikki Sagermann	1	8	18	5	16	2	2	1	.
Sylver Samuel	20	24	.	.	.	.	.	.	11
Breanne Ray	.	.	.	.	10	3	18	.	.
Brooklin Hinz	.	.	.	18	12	14	3	.	.
Kelsey Nunley	.	.	.	.	1	1	5	.	.
Rachael Metzger	.	.	.	.	.	1	6	6	.
Meagan Prince	.	.	.	.	.	.	.	.	.
Erin Rethlake	.	.	.	.	.	.	.	9	9
Shannon Smith	.	.	.	.	.	.	.	.	.
Sarah Rainwater	.	.	.	.	.	2	2	2	.
Jenny Schaper	.	.	.	1	3	11	9	17	1
Abbey Cheek	.	.	18	28	4	4	.	1	.
Kelsee Henson	.	.	.	.	.	.	.	1	1
Katie Reed	3	20	18	.	1	1	.	.	12
Hannah Huffman	.	.	.	.	.	.	.	.	.
Madison Kearschner	.	.	.	.	.	.	.	.	.

## STARTS BY POSITION IN 2016 (CAREER)





## KENTUCKY SOFTBALL 2016 | NCAA LEXINGTON REGIONAL

### 2016 TEAM GAME-BY-GAME HITTING

Opponent	AB	R	H	RBI	2B	3B	HR	BB	IBB	SB	CS	HBP	SAC	SF	GDP	K	PO	A	LOB	Avg
Notre Dame	26	10	9	9	2	0	1	8	0	0	0	1	0	2	0	4	21	7	9	.346
Oregon State	20	0	2	0	0	0	0	1	0	0	0	1	0	0	0	5	17	5	4	.239
Oregon	29	8	8	8	2	0	2	4	0	1	0	1	0	0	0	9	21	7	5	.253
New Mexico	29	15	15	14	3	0	2	3	0	3	1	2	0	0	0	1	15	12	4	.327
Utah	22	1	5	0	0	0	0	1	0	1	0	0	1	0	0	7	21	5	4	.310
Arizona State	26	5	9	4	1	0	1	1	0	1	0	0	1	1	0	2	21	10	3	.316
San Diego	25	5	8	5	2	1	0	3	0	1	1	1	0	0	0	4	21	10	6	.316
San Diego St.	29	5	10	5	0	0	3	0	0	1	0	0	1	0	0	3	21	10	4	.320
California	24	1	5	1	0	0	0	3	0	0	0	1	1	0	0	5	21	11	7	.309
South Dakota	23	10	10	9	3	0	1	5	0	1	0	1	0	1	0	0	15	4	5	.320
Texas Tech	22	10	10	9	0	0	1	5	0	0	0	0	0	0	0	2	15	3	5	.331
Lipscomb	20	4	5	4	0	0	2	1	2	0	1	2	2	0	0	0	21	6	2	.325
Miami	25	8	9	6	1	1	1	5	5	0	0	0	0	0	1	0	18	9	7	.328
Eastern Illinois	22	9	11	8	4	0	0	5	3	0	1	2	1	0	0	0	15	2	4	.339
UT Chattanooga	28	6	7	4	0	1	1	2	2	0	2	0	1	1	1	0	21	5	6	.332
Evansville	31	7	10	6	2	1	0	4	1	0	5	0	0	1	0	0	21	7	5	.332
Albany	19	8	8	8	1	0	2	5	7	0	30	1	1	1	0	2	15	0	8	.336
Lehigh	30	7	12	7	1	0	0	3	2	0	4	1	1	2	0	2	21	9	7	.340
Charlotte	28	3	7	3	1	1	0	4	2	0	0	0	0	0	0	0	21	1	6	.335
Winthrop (1)	19	11	8	9	3	0	2	7	6	0	2	0	2	2	2	0	15	6	5	.338
Winthrop (2)	16	8	6	5	3	0	1	2	4	0	1	1	0	2	0	0	15	7	2	.339
Indiana	23	3	5	1	1	0	1	5	6	0	3	0	0	0	0	0	21	7	8	.334
South Carolina (1)	32	8	11	4	2	0	0	3	3	0	2	0	0	0	0	1	21	7	6	.335
South Carolina (2)	27	5	5	4	1	0	0	6	8	0	3	0	0	0	0	7	21	17	9	.328
South Carolina (3)	23	4	8	3	2	0	0	3	4	0	1	0	4	3	1	1	21	8	10	.328
Marshall	23	1	4	1	0	0	1	7	0	0	1	0	0	1	0	0	21	9	2	.323
Ole Miss (1)	23	1	4	1	0	0	1	7	0	0	1	0	0	1	0	4	21	5	3	.319
Ole Miss (2)	24	3	7	3	0	0	0	7	2	0	1	0	1	1	0	0	21	2	7	.318
Ole Miss (3)	21	6	8	6	1	0	2	15	5	0	0	1	0	2	1	0	21	9	5	.320
Northern Kentucky	20	9	11	8	1	0	1	15	1	0	2	0	0	1	1	0	15	7	2	.326
Murray State	23	6	5	5	1	0	1	9	2	0	1	0	1	1	0	0	21	5	3	.323
Arkansas (1)	23	9	9	9	4	0	1	16	5	0	0	1	0	0	0	0	15	1	4	.325
Arkansas (2)	26	7	8	6	2	1	1	15	7	0	5	1	0	1	0	1	21	10	6	.325
Arkansas (3)	26	12	12	12	0	1	2	20	8	0	2	3	2	1	2	0	21	7	6	.329
Ohio (1)	25	0	1	0	1	0	0	2	0	0	0	0	1	0	0	0	23	11	2	.320
Ohio (2)	26	3	6	3	0	0	1	9	3	0	0	1	0	0	0	0	21	0	5	.318
Auburn (1)	17	0	2	0	0	0	0	2	2	0	0	0	0	0	0	0	15	6	4	.314
Auburn (2)	23	5	3	3	2	0	0	5	4	0	0	0	0	1	1	1	21	6	3	.309
Auburn (3)	34	1	6	1	1	0	0	7	3	0	0	0	0	0	0	1	27	18	9	.305
LSU (1)	23	1	1	1	0	0	0	1	3	0	0	0	3	0	0	0	21	5	7	.298
LSU (2)	27	3	6	3	0	0	0	6	1	0	0	0	1	0	0	0	21	14	5	.296
LSU (3)	23	2	2	1	0	0	0	2	6	0	1	0	2	0	0	0	21	12	8	.292
Eastern Kentucky	23	2	5	2	1	0	1	9	3	0	1	0	0	0	0	0	21	10	6	.290
Mizzou (1)	25	7	8	6	0	0	4	20	2	0	3	0	0	0	0	0	21	13	2	.291
Mizzou (2)	30	2	9	1	1	0	0	10	3	0	0	0	0	0	0	6	21	16	10	.291
Mizzou (3)	20	3	4	3	0	0	2	10	3	0	0	0	1	1	1	0	21	5	5	.289
Western Kentucky	26	5	5	4	0	0	1	8	3	0	0	0	1	0	0	0	21	7	4	.287
Alabama (1)	27	3	6	3	1	0	1	10	2	0	1	0	0	1	0	0	21	7	6	.286
Alabama (2)	25	1	4	1	1	0	0	5	1	0	2	0	2	0	0	0	18	12	6	.283
Alabama (3)	25	0	4	0	0	0	0	4	0	0	1	0	0	0	0	0	18	5	4	.281
Louisville	32	2	11	2	1	0	0	12	0	0	0	0	0	0	1	6	21	8	9	.282
Mississippi State (1)	32	3	7	2	3	0	1	13	1	0	1	0	0	1	0	2	27	15	6	.281
Mississippi State (2)	22	1	2	0	0	0	0	2	5	0	1	1	0	1	0	0	24	14	1	.278
Mississippi State (3)	24	4	6	3	1	0	0	7	3	0	0	1	0	1	0	0	21	9	6	.277
LSU (SECT QF)	24	1	3	1	1	0	0	4	3	0	0	0	1	0	0	5	21	10	6	.274



# KENTUCKY SOFTBALL 2016 | NCAA LEXINGTON REGIONAL

## 2016 TEAM GAME-BY-GAME PITCHING

Opponent	IP	H	R	ER	BB	SO	2B	3B	HR	WP	BK	HBP	DP	IBB	Score	W	L	SV	ERA
Notre Dame	7.0	8	7	5	4	7	2	0	1	1	0	1	0	0	10-7	1	0	0	5.00
Oregon State	5.2	9	8	7	8	3	3	0	1	1	0	2	0	0	0-8	1	1	0	6.63
Oregon	7.0	9	6	3	2	5	2	0	3	0	0	2	1	0	8-6	2	1	0	5.34
New Mexico	5.0	12	6	6	4	5	4	0	1	1	1	0	0	0	15-6	3	1	0	5.96
Utah	7.0	3	0	0	0	9	0	0	0	0	0	0	0	0	1-0	4	1	0	4.46
Arizona State	7.0	11	3	3	1	2	1	0	0	0	0	0	1	0	5-3	5	1	0	4.34
San Diego	7.0	2	1	0	2	8	0	0	0	0	0	0	0	0	5-1	7	1	0	3.32
San Diego State	7.0	5	1	1	1	5	0	0	1	0	0	1	0	0	5-1	7	1	0	3.32
California	7.0	9	5	2	4	3	0	1	0	0	0	1	0	0	1-5	7	2	0	3.17
South Dakota	5.0	0	0	0	0	9	0	0	0	0	0	0	0	0	10-0	8	2	0	2.92
Texas Tech	5.0	1	0	0	0	9	0	0	0	0	0	0	0	0	10-0	9	2	0	2.71
Lipscomb	7.0	0	0	0	1	14	0	0	0	1	0	0	0	0	4-0	10	2	0	2.47
Miami	6.0	1	0	0	1	6	0	0	0	0	0	1	0	0	8-0	11	2	0	2.29
Eastern Illinois	5.0	1	1	1	2	11	0	0	1	0	0	0	0	0	9-1	12	2	0	2.24
Chattanooga	7.0	2	2	2	4	12	1	0	1	1	0	1	0	0	6-2	13	2	0	2.22
Evansville	7.0	4	1	1	1	12	0	0	1	0	0	0	0	0	7-1	14	2	0	2.13
Albany	5.0	0	0	0	2	12	0	0	0	0	0	0	0	0	8-0	15	2	0	2.03
Lehigh	7.0	8	1	1	2	8	1	0	0	0	0	1	0	0	7-1	16	2	0	1.97
Charlotte	7.0	5	5	4	1	15	0	0	1	0	0	2	0	0	3-5	16	3	0	2.09
Winthrop (1)	5.0	0	0	0	0	8	0	0	0	0	0	1	0	0	11-0	17	3	0	2.01
Winthrop (2)	5.0	2	0	0	2	5	0	0	0	0	0	0	0	0	8-0	18	3	0	1.93
Indiana	7.0	2	1	1	0	10	0	0	0	0	0	0	0	0	3-1	19	3	1	1.88
South Carolina (1)	7.0	3	2	0	4	5	1	0	0	0	0	2	0	0	8-2	20	3	1	1.79
South Carolina (2)	7.0	6	1	0	1	2	0	0	0	1	0	0	0	0	5-1	21	3	1	1.71
South Carolina (3)	7.0	3	0	0	1	5	0	0	0	0	0	1	0	0	4-0	22	3	2	1.63
Marshall	7.0	2	0	0	3	7	0	0	0	0	0	2	1	0	1-0	23	3	2	1.56
Ole Miss (1)	7.0	4	3	3	2	10	1	1	1	0	0	0	0	0	1-3	23	4	2	1.62
Ole Miss (2)	7.0	5	1	0	3	5	1	0	0	0	0	0	0	0	3-1	24	4	2	1.56
Ole Miss (3)	7.0	7	2	1	2	11	1	0	1	0	0	0	0	0	6-2	25	4	2	1.54
Northern Kentucky	5.0	0	0	0	0	3	0	0	0	0	0	1	0	0	9-0	26	4	2	1.50
Murray State	7.0	4	1	1	3	13	2	0	0	0	0	1	0	0	6-1	27	4	2	1.48
Arkansas (1)	5.0	1	0	0	0	12	1	0	0	0	0	0	0	0	9-0	28	4	2	1.45
Arkansas (2)	7.0	5	1	1	1	4	1	0	0	1	0	0	2	0	7-1	29	4	2	1.43
Arkansas (3)	7.0	2	4	0	4	9	0	0	0	0	0	2	0	0	12-4	30	4	2	1.38
Ohio (1)	7.2	4	1	0	1	8	1	0	0	0	0	0	0	0	0-1	30	5	2	1.34
Ohio (2)	7.0	3	1	1	1	5	0	0	1	0	0	0	0	0	3-1	31	5	2	1.33
Auburn (1)	5.0	7	9	7	6	9	2	0	1	0	0	0	0	0	0-9	31	6	2	1.51
Auburn (2)	7.0	10	6	6	1	11	3	0	2	0	0	0	0	0	5-6	31	9	2	1.64
Auburn (3)	9.0	6	3	2	4	5	1	0	1	0	0	0	1	0	1-3	31	8	2	1.63
LSU (1)	7.0	5	0	0	3	6	2	1	0	0	1	0	0	0	1-0	21	8	1	1.59
LSU (2)	7.0	5	0	0	3	5	0	0	0	1	1	1	0	0	3-0	33	8	2	1.55
LSU (3)	7.0	4	0	0	5	2	0	0	0	0	0	0	1	0	2-0	34	8	2	1.51
Eastern Kentucky	7.0	2	1	1	3	10	0	0	1	1	0	0	0	0	2-1	35	8	2	1.49
Mizzou (1)	7.0	5	6	5	4	4	2	0	0	0	0	0	0	0	7-6	36	8	2	1.58
Mizzou (2)	7.0	9	9	4	3	3	1	0	2	0	0	1	1	0	2-9	36	7	2	1.64
Mizzou (3)	7.0	8	2	2	4	9	1	0	1	0	0	0	0	0	3-2	37	9	2	1.65
Western Kentucky	7.0	1	0	0	3	8	0	0	0	0	0	0	0	0	5-0	38	9	2	1.61
Alabama (1)	7.0	5	2	2	3	7	0	0	1	0	0	0	0	0	3-2	39	9	3	1.62
Alabama (2)	6.0	10	7	7	4	0	0	0	1	0	0	0	0	0	1-7	39	10	3	1.74
Alabama (3)	6.0	5	3	3	2	4	0	0	2	0	0	0	0	0	0-3	39	11	3	1.77
Louisville	7.0	4	1	1	3	7	1	1	0	0	0	1	0	0	2-1	40	11	3	1.76
Mississippi State (1)	9.0	8	2	2	3	6	1	0	0	0	0	1	0	0	3-2	41	11	3	1.75
Mississippi State (2)	8.0	3	0	0	3	6	0	0	0	0	0	1	0	0	1-0	42	11	3	1.71
Mississippi State (3)	7.0	5	0	0	0	8	0	0	0	0	0	0	0	0	4-0	43	11	3	1.68
LSU (SECT QF)	7.0	5	3	3	1	8	0	0	1	0	0	0	0	0	1-3	43	12	3	1.70



# KENTUCKY SOFTBALL 2016 | NCAA LEXINGTON REGIONAL

## 2016 HOME RUN TRACKER

#	Player	Game#	Date	Opp.	Pitcher	On-base	Inning	Outs	Count	Score	Final
1.	Brooklin Hinz (1)	1	Feb. 12	vs. No. 25 ND	Beriont	..2.	3	1	3-1	2-2	W, 10-0
2.	Kelsey Nunley (1)	3	Feb. 13	vs. No 4 Oregon	Hawkins	0...	3	0	2-2	0-0	W, 8-6
3.	Abbey Cheek (1)	3	Feb. 13	vs. No. 4 Oregon	Hawkins	...3	3	2	3-2	1-0	W, 8-6
4.	Abbey Cheek (2)	4	Feb. 14	vs. New Mexico	Fortner	.1..	3	2	1-0	2-0	W, 15-6
5.	Brooklin Hinz (2)	4	Feb. 14	vs. New Mexico	Fortner	..2.	3	2	1-0	5-0	W, 15-6
6.	Christian Stokes (1)	6	Feb. 15	vs. No. 22 Ariz. St.	Macha	.1..	6	1	2-1	3-3	W, 5-3
7.	Katie Reed (1)	8	Feb. 18	at San Diego State	Formby	.1..	2	2	2-1	0-0	W, 5-1
8.	Katie Reed (2)	8	Feb. 18	at San Diego State	Romero	0...	6	0	0-1	2-1	W, 5-1
9.	Brooklin Hinz (3)	8	Feb. 18	at San Diego State	Romero	.1..	6	2	0-0	3-1	W, 5-1
10.	Katie Reed (3)	10	Feb. 20	vs. South Dakota	Green	0...	4	1	0-1	6-0	W, 10-0
11.	Nikki Sagermann (1)	11	Feb. 20	vs. Texas Tech	C. Powell	.1..	1	1	0-0	2-0	W, 10-0
12.	Brooklin Hinz (4)	12	Feb. 26	vs. Lipscomb	Sanders	..2.	2	0	1-0	0-0	W, 4-0
13.	Nikki Sagermann (2)	12	Feb. 26	vs. Lipscomb	Sanders	0...	4	0	3-0	3-0	W, 4-0
14.	Abbey Cheek (3)	13	Feb. 26	vs. Miami (OH)	Hohman	..2.	2	1	2-2	4-0	W, 8-0
15.	Nikki Sagermann (3)	15	Feb. 27	at Chattanooga	Jennings	.1..	4	0	0-0	1-1	W, 6-2
16.	Brooklin Hinz (5)	17	March 4	vs. Albany	Cooper	...3	1	1	2-2	1-0	W, 8-0
17.	Christian Stokes (2)	17	March 4	vs. Albany	Cooper	0...	1	1	3-2	5-0	W, 8-0
18.	Christian Stokes (3)	20	March 5	at Winthrop	Romine	0...	2	0	2-0	3-0	W, 11-0
19.	Christian Stokes (4)	20	March 5	at Winthrop	Majette	.1..	5	0	1-1	8-0	W, 11-0
20.	Maisie Steed (1)	21	March 6	at Winthrop	Majette	..2.	4	0	0-0	5-0	W, 8-0
21.	Maisie Steed (2)	22	March 7	INDIANA	Trainer	0...	5	0	3-2	0-0	W, 3-1
22.	Christian Stokes (5)	26	March 16	at Marshall	Dixon	0...	7	2	0-1	0-0	W, 1-0
23.	Brooklin Hinz (6)	29	March 20	OLE MISS (3)	Osias	.1..	1	2	1-1	0-0	W, 3-1
24.	Nikki Sagermann (4)	29	March 20	OLE MISS (3)	Osias	0...	1	2	0-1	2-0	W, 3-1
25.	Breanne Ray (1)	30	March 22	NKU	Harbaeck	.1..	5	0	0-0	7-0	W, 9-0
26.	Breanne Ray (2)	31	March 23	Murray State	Robinson	0...	5	3	0-0	1-0	W, 6-1
27.	Jenny Schaper (1)	32	March 25	at Arkansas (1)	Moll	.1..	2	1	3-1	2-0	W, 9-0
28.	Maisie Steed (3)	33	March 26	at Arkansas (2)	Moll	0...	5	0	2-2	4-1	W, 7-1
29.	Abbey Cheek (4)	34	March 27	at Arkansas (3)	Moll	.1..	4	2	1-2	3-4	W, 12-4
30.	Christian Stokes (6)	34	March 27	at Arkansas (3)	Clark	...3	5	2	0-0	5-4	W, 12-4
31.	Abbey Cheek (5)	36	March 29	at Ohio (2)	Dorsey	..2.	1	2	0-1	0-0	W, 3-1
32.	Abbey Cheek (6)	43	April 13	vs. ECU	Flynn	.1..	6	1	2-1	2-1	W, 2-1
33.	Abbey Cheek (7)	44	April 15	vs. No. 18 Mizzou	Finucane	..2.	1	0	1-0	1-1	W, 7-6
34.	Brooklin Hinz (7)	44	April 15	vs. No. 18 Mizzou	Finucane	0...	1	1	0-0	4-1	W, 7-6
35.	Jenny Schaper (2)	44	April 15	vs. No. 18 Mizzou	Baumgartner	0...	1	2	0-0	5-1	W, 7-6
36.	Abbey Cheek (8)	44	April 15	vs. No. 18 Mizzou	Baumgartner	0...	2	1	0-0	6-1	W, 7-6
37.	Brooklin Hinz (8)	46	April 17	vs. No. 18 Mizzou	Lowary	0...	2	0	2-2	0-1	W, 3-2
38.	Abbey Cheek (9)	46	April 17	vs. No. 18 Mizzou	Lowary	0...	0	0	1-1	2-2	W, 3-2
39.	Jenny Schaper (3)	47	April 20	at WKU	Paige	.1..	0	0	2-0	5-0	W, 5-0
40.	Nikki Sagermann (5)	48	April 22	at Alabama (1)	Littlejohn	.1..	3	2	3-2	0-0	W, 3-2
41.	Nikki Sagermann (6)	54	May 6	vs. Mississippi St.	Ward	0...	1	0	2-2	2-2	W, 3-2

**Solo**

13

**2-Run**

15

**3-Run**

7

**Grand Slam**

3

**Total Runs from Homers**

78

## HEAD COACH RACHEL LAWSON (NINTH SEASON)

When Rachel Lawson was named head coach of the University of Kentucky softball team in July 2007 she saw a program poised for success. She knew athletics director Mitch Barnhart and the rest of UK's administration would give her unwavering support, and most importantly she knew the Big Blue Nation would provide the home-field advantage necessary for her team to compete in the Southeastern Conference.

Now entering her ninth season as UK's head coach, Lawson's vision for the UK softball program has started to become a realization. The winningest head coach in program history has not only lead UK to its first-ever appearance in the Women's College World Series, four NCAA Super Regionals the last five seasons, including a program-best 50 wins in 2014, but UK's administration came through on their promise and commitment to softball by providing Lawson with one of the nation's greatest collegiate softball facilities in the \$9.5 million John Cropp Stadium.

Lawson and Co. have made sure the beautiful stadium has seen lots of wins over the past few seasons as UK has had its two most successful seasons in program history each of the last two years. In 2014, Lawson guided Kentucky to the Women's College World Series behind 50 wins. The Wildcats also set single-season records in at-bats, runs scored, doubles, home runs, RBI, total bases, walks, fielding percentage, putouts, lowest ERA and strikeouts. UK, which advanced to the program's first SEC Tournament Championship, started the season with a program-best 12 straight wins.

Three of the last four seasons, Lawson had led the Wildcats to a national seed in the NCAA Tournament - the school's first-ever national seed was in 2013 - and hosted a NCAA Regional. Kentucky, which has made the NCAA Tournament each of the last eight seasons - one of just 20 schools nationally to claim that honor.

Now sitting at 319-211 in her nine seasons at Kentucky, Lawson is the winningest head coach in school history and already has more wins in SEC play than UK had all told as a program when she took over in 2007. UK finished the 2014 season ranked sixth in both national listings for its best final ranking ever. In 2013, Kentucky was ranked in the top 14 of both collegiate softball rankings for the second time in school history with nine wins over ranked teams. In her seven seasons at Kentucky, Lawson has defeated 72 ranked foes, including 31 wins vs. top-10 teams and 20 against top-five teams.

Lawson's 2013 squad set the stage for the 2014 run to the Women's College World Series, setting several school records, including a then-program record 41 wins. All told, Lawson has directed the Wildcats to 30 or more victories in six-straight seasons, which also resonates as a program record. In her seven years with Kentucky, Lawson has helped UK players earn 25 All-SEC honors and 18 SEC Player of the Week honors.

Lawson's impact on the UK program is obviously, but her ability to develop players sometimes gets overshadowed by her impressive credentials in handling the day-to-day running of a program. Lawson, who serves as the pitching coach for the Wildcats, has guided three different pitchers to throw no-hitters against top-25 teams in just the last three seasons alone. In all, UK has 12 career no-hitters - all of which have come under Lawson's tenure - including two perfect games.

Kentucky's 2012 season was highlighted by an impressive second-half surge with upsets of 12 ranked opponents, a then Lawson-best fifth place finish in SEC action, a program-record six captured conference series and a senior class who became the first class in school history to tally a .500 record or better in each of their four seasons of play.

The end of the 2012 season also marked the conclusion of some of the best individual careers in UK history as Lawson helped pitcher Chanda Bell become the first player in school history to record 200-plus strikeouts all four seasons, while slugger Brittany Cervantes is the school's leading home run hitter. Pitcher/infielder Rachel Riley also excelled under Lawson, ranking top 10 in school histo-



ry in field percentage and nearly every pitching category.

In 2011, Lawson directed the Wildcats to their first NCAA Super Regional appearance and finished the season ranked No.12 in the country. The 2011 team earned a 40-16 overall record to set a new single-season standard for wins in a season before Lawson's 2013 team posted 41. UK appeared in the national rankings for a school-record 14 consecutive weeks, defeated 12 top-25 ranked opponents, captured five SEC series and became a national story with a dramatic postseason run which included a seventh-inning rally to knock off the nation's No. 2 team in Michigan in Ann Arbor to advance to Super Regionals.

The 2011 Wildcats shattered 12 single-season UK records, including home runs (65), RBI (275) and batting average (.275). Individually, the Wildcats had a school-record five players earn National Fastpitch Coaches Association All-Region honors in Meagan Aull, Cervantes, Kara Dill, Riley and Megan Yocke. Following the end of the impressive 2011 season, Lawson was rewarded with a five-year contract extension keeping her at the helm of the Wildcat program through 2016. That contract has been extended several times since, including June of 2014, which keeps Lawson in UK blue through the 2020 season.

In 2010, the Wildcats charted a 32-27 record and entered into the national rankings for the first time in program history, while also knocking off five top-seven ranked opponents on the year. Behind the pitching tandem of sophomores Riley and Bell, the Wildcats broke school records in nearly every pitching category. Kentucky's offense continued to make strides as well with improvements in batting average, home runs, RBI and sacrifice hits for the third consecutive season under the direction of Lawson.

Lawson led the Wildcats to their first NCAA Tournament appearance and charted the school's first postseason victories in 2009, just her second season leading Kentucky. UK notched a 34-23 record and the first winning season in UK history in nearly 10 seasons. Kentucky upset three ranked opponents on the year, including No. 7 Georgia in a 2-0 victory in the SEC Tournament. Molly Johnson became the school's first All-America selection when she was voted to the second team in 2009. Kentucky earned 13 victories in conference play, and finished sixth overall in league action.

## HEAD COACH RACHEL LAWSON (NINTH SEASON)

Lawson's impact on the program was immediate as many Wildcats broke into the school record books under her tutelage. Pitcher Amber Matousek became the first pitcher in 10 years to record 10 or more strikeouts in a game when the sophomore right-hander achieved the feat three times in the season. Johnson set the school record for most doubles (20) in a season, while rocketing up the school charts for career home runs, doubles, batting average, slugging percentage and on-base percentage.

During the season the head coach also charted her 100th career victory in a 5-1 UK triumph over Eastern Illinois on March 1. Lawson became the winningest head coach in program history on April 10, 2013 with win No. 182 against Eastern Kentucky in Richmond, Ky.

Lawson became just the third head coach in the history of the Kentucky softball program after spending three seasons at Western Kentucky. She also served as an assistant coach at Maryland from 1996-2002 and was the associate head coach of the Philadelphia Force professional team in 2006.

Lawson tallied a record of 92-84 (.523) during her tenure with the Hilltoppers. In her first season at WKU, she led the Toppers to a spot in the Sun Belt Conference Tournament championship game. Picked to finish last in the pre-season poll, WKU tied for second in the conference standings after setting a school record with 12 Sun Belt victories. The Billings, Mont., native led WKU to a 33-24 record in 2005 and reached the 30-win plateau again in 2007.

Lawson and the Hilltoppers battled nine NCAA Regional participants in 2006, including four teams ranked in the top 25, while finishing third in the Sun Belt regular-season play. She guided the squad to wins over perennial powers Long Beach State, South Florida, Mississippi Valley, as well as No. 13 Louisiana-Lafayette and No. 21 Louisville. In fact, then-freshman pitcher Ryan Rogge tossed the school's third no hitter against the Ragin' Cajuns in WKU's 8-0 victory.

The win handed UL its first run-rule defeat in an SBC contest. Three Hilltoppers - Lathrop, Rolfs and Rogge - each earned SBC Player- and Pitcher-of-the-Week honors throughout the season, as Rolfs and outfielder Alana Towns notched all-conference honors.

Lawson was a two-time all-conference player at Massachusetts, where she was part of a program that advanced to the 1992 Women's College World Series, and has seven years experience as an assistant coach at Maryland.

During her four-year career at UMass, Lawson helped the Minutewomen post a combined record of 142-68 (67.6 percent) including a 39-3 (92.9 percent) Atlantic 10 mark. In addition to the 1992 WCWS appearance, she was a part of squads that also advanced to the NCAA Tournament her freshman season, won three A-10 Tournament titles and claimed the league regular-season championship four straight years.

Lawson was honored individually for her accomplishments on and off the field. She was both an All-Conference and All-Atlantic 10 Tournament performer in 1992 and 1994, and was also named to the A-10 Academic all-conference squad following each of her final two seasons.

Lawson joined the Maryland staff in 1996 and helped the Terrapins post six winning seasons in her seven years in College Park. Her responsibilities included recruiting, scheduling, organizing practice and travel, as well as running camps and clinics. In 1999, Lawson and company were selected the National Fastpitch Coaches Association Mid-Atlantic Coaching Staff of the Year after leading the Terrapins to a 51-23 record, their first ACC regular-season title and the championship game of the NCAA Region II Tournament.

During her time at Maryland, Lawson helped eight individuals earn NFCA all-region accolades -- with an All-America honoree in 1999 -- and nine players collected all-conference honors.

A 1994 graduate of Massachusetts with a degree in exercise science, Lawson also earned her master's degree in sports management from UMass in 1998. She is the daughter of Elaine and Gerald Lawson and has 12 siblings.

Before Lawson	Team	During Lawson
11	Seasons	9
1	Winning Seasons	8
242 (.373)	Wins. (Pct.)	319 (.623)
64	SEC Wins	106
11	Wins vs. Top 25	72
0	NCAA Tournaments	7
0	Super Regionals	4
0	WCWS	1
4	All-SEC Honors	27
94	SEC Academic Honor Roll Honorees	116

**LAWSON YEAR-BY-YEAR AS HEAD COACH**

Year	Team	Overall Record	Conference Record
2005	Western Kentucky	33-24	11-8
2006	Western Kentucky	29-28	8-7
2007	Western Kentucky	30-32	11-13
2008	Kentucky	17-37	3-25
2009	Kentucky	34-23	13-14
2010	Kentucky	32-27	13-15
2011	Kentucky	40-16	14-9
2012	Kentucky	30-30	15-13
2013	Kentucky	41-21	13-11
2014	Kentucky	50-19	13-11
2015	Kentucky	32-26	5-19
2016	Kentucky	43-12	17-7
<b>Total</b>	<b>11 Seasons</b>	<b>409-295</b>	<b>136-152</b>
	At Kentucky	319-211	106-124
	At WKU	92-84	30-31

**2008-Present:** Kentucky, Head Coach

**2005-07:** Western Kentucky, Head Coach

**2006:** Associate Head Coach, Philadelphia Force

**1996-2002:** Assistant Coach, Maryland



# SINGLE SEASON RECORDS

### Games Played

1. Joiner/Stokes/Sagermann/Samuel	69	(2014)
2. Lauren Cumbess	67	(2014)
Tiffany Kruse	67	(1999)
Leslie Kwiatkowski	67	(1999)
3. Jennifer Howland	66	(1999)
4. Andy Eilertson	65	(2000)
Nikki Jones	65	(2000)
Tiffany Kruse	65	(2000)
7. Leslie Kwiatkowski	64	(2000)

### Hits

1. Molly Johnson	81	(2009)
2. Leslie Kwiatkowski	80	(2000)
3. Leslie Kwiatkowski	77	(1999)
4. Tiffany Kruse	72	(1999)
5. Kara Dill	71	(2012)
Nikki Jones	71	(2003)
Leslie Kwiatkowski	71	(1998)
8. Molly Johnson	69	(2010)
9. Meagan Aull	68	(2011)
Nikki Jones	68	(2002)

### Home Runs

1. Brooke Marnitz	21	(2007)
2. Brittany Cervantes	15	(2011)
3. Nikki Sagermann	13	(2014)
Brittany Cervantes	13	(2012)
Molly Johnson	13	(2010)
Lauren Cumbess	13	(2013)
7. Katie Campbell	12	(2007)
Amber Janneck	12	(2004)
9. Griffin Joiner	11	(2015)
Megan Yocke	11	(2011)
10. Griffin Joiner	10	(2013, 2014)
Lauren Cumbess	10	(2014)
Meagan Aull	10	(2011)
Brittany Cervantes	10	(2010)
Brittany Cervantes	10	(2009)
Samantha DeMartine	10	(2011)

### HITTING

#### Batting Average

1. Nikki Jones	.442	(2002)
2. Molly Johnson	.433	(2009)
3. Molly Johnson	.401	(2008)
4. Brooke Marnitz	.399	(2007)
5. Leslie Kwiatkowski	.398	(2000)
6. Nikki Jones	.388	(2003)
7. Lyndsey Angus	.384	(2003)
8. Kara Dill	.377	(2011)
9. Molly Johnson	.375	(2010)
10. Leslie Kwiatkowski	.372	(1999)

#### Doubles

1. Molly Johnson	20	(2008)
2. Tiffany Kruse	16	(2000)
Leslie Kwiatkowski	16	(2001)
4. Brittany Cervantes	15	(2012)
5. Griffin Joiner	14	(2013)
Molly Johnson	14	(2009)
7. Christian Stokes	13	(2014)
Lyndsey Angus	13	(2002)
9. Lauren Cumbess	12	(2013, 2014)
Lyndsey Angus	12	(2000)
Meagan Aull	12	(2009)
Leslie Kwiatkowski	12	(1998)
Brooke Marnitz	12	(2006)

#### Runs Batted In

1. Brooke Marnitz	61	(2007)
2. Brittany Cervantes	52	(2011)
3. Leslie Kwiatkowski	50	(2000)
4. Nikki Sagermann	49	(2014)
<b>Abbey Cheek</b>	<b>49</b>	<b>(2016)</b>
5. Griffin Joiner	43	(2015)
Leslie Kwiatkowski	43	(1999)
Lauren Cumbess	43	(2013)
7. Katie Campbell	42	(2006)
8. Lauren Cumbess	41	(2014)
Griffin Joiner	41	(2013)
10. Meagan Aull	40	(2011)
Angie Del Pozzo	40	(2001)
Andy Eilertson	40	(2002)
Molly Johnson	40	(2008)

#### At-Bats

1. Nikki Jones	212	(2000)
2. Tiffany Kruse	208	(1999)
3. Leslie Kwiatkowski	207	(1999)
4. Leslie Kwiatkowski	206	(1998)
5. Lauren Cumbess	203	(2014)
6. Kara Dill	202	(2012)
7. Jennifer Howland	201	(1999)
Leslie Kwiatkowski	201	(2000)
Lauren Cumbess	201	(2013)
10. Tiffany Kruse	199	(2000)

#### Triples

1. Tiffany Kruse	7	(2000)
2. Angie Del Pozzo	6	(2001)
Leslie Kwiatkowski	6	(2000)
Leslie Kwiatkowski	6	(1998)
5. Kara Dill	5	(2012)
Nikki Jones	5	(2003)
Tiffany Kruse	5	(1999)
Megan Yocke	5	(2009)

#### Runs Scored

1. Brittany Cervantes	55	(2011)
2. Molly Johnson	53	(2009)
3. Molly Johnson	48	(2010)
4. Megan Yocke	47	(2011)
5. Kara Dill	44	(2011)
6. Leslie Kwiatkowski	43	(2000)
7. Brooke Marnitz	42	(2007)
8. Meagan Aull	41	(2011)
9. Leslie Kwiatkowski	40	(1999)
10. Nikki Jones	39	(2000)
<b>Abbey Cheek</b>	<b>39</b>	<b>(2016)</b>

#### Total Bases

1. Brooke Marnitz	137	(2007)
2. Molly Johnson	130	(2009)
3. Molly Johnson	125	(2010)
4. Leslie Kwiatkowski	117	(1999)
5. Lauren Cumbess	116	(2013)
6. Leslie Kwiatkowski	115	(2000)
7. Meagan Aull	112	(2011)
8. Angie Del Pozzo	110	(2001)
9. Lauren Cumbess	108	(2014)
Brittany Cervantes	108	(2012)
11. Brittany Cervantes	105	(2011)
Molly Johnson	105	(2008)



Megan Yocke





# SINGLE SEASON RECORDS

### On-Base Pct.

1. Molly Johnson	.498	(2009)
2. Brittany Cervantes	.490	(2011)
3. Megan Yocke	.483	(2011)
4. Lyndsey Angus	.478	(2003)
5. Molly Johnson	.472	(2008)
6. Nikki Jones	.466	(2002)
7. Brooke Marnitz	.454	(2007)
8. Griffin Joiner	.451	(2014)
9. Molly Johnson	.450	(2010)
10. Lyndsey Angus	.444	(2002)

### Slugging Pct.

1. Brooke Marnitz	.895	(2007)
2. Molly Johnson	.695	(2009)
3. Molly Johnson	.679	(2010)
4. Brittany Cervantes	.677	(2011)
5. Molly Johnson	.669	(2008)
6. Katie Campbell	.640	(2007)
7. Becky Bishop	.632	(2007)
8. Brittany Cervantes	.615	(2012)
9. Rachel Riley	.611	(2011)
10. Megan Yocke	.604	(2011)

### Sacrifice Hits

1. Beth Fogle	13	(2001)
Megan Yocke	13	(2009)
3. Lorie Melchi	12	(2003)
Megan Yocke	12	(2010)
5. Sylver Samuel	11	(2013, 2014)
Michelle Bucci	11	(1997)
Beth Fogle	11	(2000)
Jennifer Howland	11	(1999)
Stephanie Thompson	11	(1998)
Megan Yocke	11	(2008)

### Sacrifice Flies

1. Alice O'Brien	5	(2013)
2. Nikki Sagermann	4	(2014)
Lyndsey Angus	4	(2000)
Rachel Friberg	4	(2002)
Brooke Marnitz	4	(2004)
7. Lauren Cumbess	3	(2014)
Meagan Aull	3	(2009, 11)
Meghan Cooper	3	(2004)
Angie Dal Pozzo	3	(2002)
Andy Eilertson	3	(2000)
Lorie Horner	3	(1997)
Brooke Marnitz	3	(2007)
<b>Abbey Cheek, Katie Reed</b>	<b>3</b>	<b>(2016)</b>

### Stolen Bases

1. Beth Fogle	34	(1999)
2. Leslie Kwiatkowski	28	(2000)
3. Meagan Aull	26	(2009)
4. Molly Johnson	24	(2009)
5. Leslie Kwiatkowski	22	(1999)
6. <b>Sylver Samuel</b>	<b>21</b>	<b>(2013, 2016)</b>
Kara Dill	21	(2012)
Jessica Nance	21	(2004)
9. Sylver Samuel	20	(2014, 2015)

Kara Dill	20	(2011)
Molly Johnson	20	(2010)

### Walks

1. Brittany Cervantes	48	(2011)
2. Griffin Joiner	47	(2014)
Megan Yocke	47	(2011)
4. Griffin Joiner	36	(2015)
5. Maisie Steed	34	(2013)
<b>Nikki Sagermann</b>	<b>34</b>	<b>(2016)</b>
6. Brittany Cervantes	33	(2012)
7. Griffin Joiner	32	(2015)
8. Brooke Marnitz	31	(2006)
9. Nikki Sagermann	30	(2015)
Ansley Smith	30	(2014)
11. Megan Yocke	29	(2009)

### Hit by Pitch

1. Meghan Cooper	16	(2006)
2. Ansley Smith	15	(2014)
3. Emily Gaines	13	(2014)
4. Griffin Joiner	12	(2012)
5. Molly Johnson	10	(2008)
Molly Johnson	10	(2009)
Molly Johnson	10	(2010)
8. <b>Ansley Smith</b>	<b>9</b>	<b>(2015)</b>
Meagan Aull	9	(2009)
Samantha DeMartine	9	(2011)
Amber Janneck	9	(2005)
Leslie Kwiatkowski	9	(2001)

### FIELDING

#### Putouts

1. Griffin Joiner	442	(2014)
-------------------	-----	--------

2. Griffin Joiner	390	(2012)
3. Jamie Dardis	382	(2000)
Griffin Joiner	382	(2015)
5. Megan Yocke	369	(2010)
6. <b>Jenny Schaper</b>	<b>368</b>	<b>(2016)</b>
7. Megan Glenn	366	(2006)
8. Samantha DeMartine	363	(2009)
Megan Yocke	363	(2011)
10. Andy Eilertson	360	(2002)

### Assists

1. Christian Stokes	167	(2014)
Angie Dal Pozzo	167	(2001)
3. Lindsay Houser	148	(1998)
4. Angie Dal Pozzo	143	(1999)
Molly Johnson	143	(2009)
6. Nikki Sagermann	141	(2014)
7. Christian Stokes	140	(2015)
8. Molly Johnson	131	(2010)
9. Angie Dal Pozzo	129	(2002)
Rachel Friberg	129	(2003)

### Fielding Pct.

1. <b>Erin Rethlake</b>	<b>1.000</b>	<b>(2016)</b>
Griffin Joiner	1.000	(2015)
Emily Jolly	1.000	(2014)
Maisie Steed	1.000	(2014)
Meagan Aull	1.000	(2009)
Michelle Bucci	1.000	(1999)
Beth Fogle	1.000	(2002)
Jennifer Howland	1.000	(2001)
7. Griffin Joiner	.998	(2014)
8. Megan Yocke	.997	(2011)
Megan Yocke	.997	(2009)



Meagan Aull



# SINGLE SEASON RECORDS

## PITCHING

### ERA (min. 10 appearances)

1. Kelsey Nunley	1.28	(2016)
2. Keary Camunas	1.68	(2000)
3. Meagan Prince	1.80	(2016)
4. Shannon Smith	1.83	(2016)
5. Kelsey Nunley	1.88	(2014)
6. Lauren Cumbess	1.99	(2011)
7. Lauren Cumbess	2.07	(2014)
8. Kelsey Nunley	2.14	(2013)
9. Chanda Bell	2.24	(2011)
10. Jennifer Howland	2.30	(2000)

### Win-loss pct. (min. 10 appearances)

1. Lauren Cumbess	.909 (10-1)	(2014)
2. Ellen Weaver	.857 (6-1)	(2011)
3. Kelsey Nunley	.800 (20-5)	(2016)
4. Meagan Prince	.791 (19-5)	(2016)
5. Lauren Cumbess	.750 (6-2)	(2011)
6. Kelsey Nunley	.731 (30-11)	(2014)
7. Rachel Riley	.722 (13-5)	(2011)
8. Kelsey Nunley	.711 (27-11)	(2013)
9. Chanda Bell	.704 (19-8)	(2009)
10. Chanda Bell	.652 (15-8)	(2011)

### Wins

1. Kelsey Nunley	30	(2014)
2. Kelsey Nunley	27	(2013)
3. Kelsey Nunley	20	(2016)
4. Chanda Bell	19	(2009)
Keary Camunas	19	(2000)
Meagan Prince	19	(2016)
7. Chanda Bell	18	(2010)
8. Morgan Marr	17	(2001)
9. Chanda Bell	16	(2012)
10. Chanda Bell	15	(2011)
Keary Camunas	15	(1998)

### Saves

1. Kelsey Nunley	5	(2015)
2. Chanda Bell	4	(2012)
Keary Camunas	4	(1999)
Jessica Trueblood	4	(2006)
5. Kelsey Nunley	2	(2013)
Meghan Cooper	2	(2002)
Jennifer Young	2	(2007)
Meagan Prince	2	(2016)

### Innings Pitched

1. Kelsey Nunley	282.1	(2014)
2. Kelsey Nunley	268.2	(2013)
3. Keary Camunas	251.1	(1998)
4. Amy Kendall	229.0	(2003)
5. Keary Camunas	226.2	(1999)
6. Keary Camunas	225.2	(2000)
7. Chanda Bell	219.1	(2010)
8. Kelsey Nunley	211.0	(2015)
9. Morgan Marr	195.2	(2001)
10. Keary Camunas	194.0	(1997)

### Appearances

1. Samantha Allen	49	(2005)
-------------------	----	--------

2. Kelsey Nunley	47	(2013)
3. Kelsey Nunley	45	(2014)
4. Keary Camunas	43	(1999)
5. Kelsey Nunley	42	(2015)
6. Keary Camunas	41	(2000)
7. Keary Camunas	40	(1998)
Amy Kendall	40	(2003)
9. Chanda Bell	39	(2012)
10. Chanda Bell	37	(2010)
Morgan Marr	37	(2001)

### Games Started

1. Keary Camunas	37	(1998)
2. Kelsey Nunley	36	(2014)
Keary Camunas	36	(2000)
4. Chanda Bell	34	(2010)
Keary Camunas	34	(1999)
6. Amy Kendall	32	(2003)
7. Morgan Marr	31	(2001)
8. Kelsey Nunley	30	(2015)
Keary Camunas	30	(1997)
10. Samantha Allen	29	(2005)
Amber Matousek	29	(2008)

### Complete Games

1. Keary Camunas	33	(1998)
2. Kelsey Nunley	31	(2014)
3. Amy Kendall	29	(2003)
Keary Camunas	28	(2000)
5. Chanda Bell	26	(2010)
Keary Camunas	26	(1999)
Amber Matousek	26	(2008)
8. Jessica Trueblood	25	(2006)
Kelsey Nunley	25	(2013)
10. Keary Camunas	23	(1997)
Morgan Marr	23	(2001)

### Shutouts

1. Keary Camunas	9	(2000)
2. Kelsey Nunley	7	(2016)
Kelsey Nunley	7	(2014)
Chanda Bell	7	(2011)
4. Keary Camunas	6	(1998)
5. Rachel Riley	5	(2010)
6. Kelsey Nunley	4	(2015)
Chanda Bell	4	(2010)
Keary Camunas	4	(1999)
Jennifer Howland	4	(2000)
Rachel Riley	4	(2011)

### Strikeouts

1. Chanda Bell	288	(2010)
2. Kelsey Nunley	219	(2014)
3. Chanda Bell	216	(2009)
4. Chanda Bell	205	(2011)
5. Chanda Bell	201	(2012)
6. Kelsey Nunley	194	(2015)
7. Kelsey Nunley	193	(2013)
8. Kelsey Nunley	188	(2016)
9. Keary Camunas	164	(1999)
10. Keary Camunas	149	(1998)

### Opponent Batting Avg. (min. 200 at-bats)

1. Chanda Bell	.175	(2011)
2. Kelsey Nunley	.179	(2016)
3. Lauren Cumbess	.193	(2012)
4. Chanda Bell	.200	(2010)
5. Lauren Cumbess	.201	(2011)
6. Lauren Cumbess	.203	(2014)
7. Meagan Prince	.204	(2016)
8. Chanda Bell	.208	(2012)
9. Kelsey Nunley	.213	(2014)
10. Kelsey Nunley	.215	(2013)





# CAREER RECORDS

### Games Played

1. Leslie Kwiatkowski	254	(1998-2001)
2. Tiffany Kruse	252	(1998-2001)
3. Griffin Joiner	249	(2012-2015)
4. <b>Christian Stokes</b>	<b>244</b>	<b>(2013-Pres)</b>
5. Andy Eilertson	239	(1999-2002)
6. <b>Sylver Samuel</b>	<b>239</b>	<b>(2013-Pres)</b>
7. <b>Nikki Sagermann</b>	<b>237</b>	<b>(2013-Pres)</b>
8. Lauren Cumbess	236	(2011-2014)
9. Emily Jolly	235	(2011-2014)
10. Angie Del Pozzo	234	(1999-2002)

### HITTING

#### Hits

1. Leslie Kwiatkowski	285	(1998-2001)
2. Nikki Jones	268	(2000-2003)
3. Molly Johnson	264	(2007-2010)
4. Lyndsey Angus	239	(2000-2003)
5. Tiffany Kruse	224	(1998-2001)
6. Natalie Smith	224	(2007-2010)
7. Griffin Joiner	212	(2012-2015)
8. Meagan Aull	211	(2008-2011)
9. Kara Dill	201	(2010-2013)
10. Angie Del Pozzo	197	(1999-2002)

#### Runs Batted In

1. Brittany Cervantes	161	(2009-2012)
2. Griffin Joiner	143	(2012-2015)
3. Leslie Kwiatkowski	137	(1998-2001)
4. Molly Johnson	135	(2007-2010)
5. <b>Nikki Sagermann</b>	<b>120</b>	<b>(2013-pres)</b>
6. Lauren Cumbess	118	(2011-2014)
7. Tiffany Kruse	118	(1998-2001)
8. Megan Yocke	115	(2008-2011)
9. Katie Campbell	112	(2004-2007)
10. Lyndsey Angus	111	(2000-2003)

#### Batting Average (min. 200 at bats)

1. Molly Johnson	.389	(2007-2010)
2. Nikki Jones	.365	(2000-2003)
3. Lyndsey Angus	.360	(2000-2003)
4. Leslie Kwiatkowski	.351	(1998-2001)
5. Kara Dill	.330	(2010-2013)
6. Natalie Smith	.329	(2007-2010)
7. Brooke Marnitz	.320	(2004-2007)
8. Megan Yocke	.315	(2008-2011)
9. <b>Sylver Samuel</b>	<b>.311</b>	<b>(2013-Pres)</b>
10. Meagan Aull	.305	(2008-2011)

#### Doubles

1. Molly Johnson	56	(2007-2010)
2. Leslie Kwiatkowski	47	(1998-2001)
3. Lyndsey Angus	44	(2000-2003)
4. Brittany Cervantes	42	(2009-2012)
5. Tiffany Kruse	42	(1998-2001)
6. Griffin Joiner	42	(2012-2015)
7. Angie Del Pozzo	38	(1999-2002)
8. Lauren Cumbess	37	(2011-2014)
9. Meagan Aull	36	(2008-2011)
10. Rachel Friberg	33	(2001-2004)
11. <b>Christian Stokes</b>	<b>33</b>	<b>(2013-Pres)</b>

#### Triples

1. Leslie Kwiatkowski	20	(1998-2001)
2. Tiffany Kruse	18	(1998-2001)

3. Nikki Jones	12	(2000-2003)
4. Meghan Cooper	10	(2002-2006)
5. Angie Del Pozzo	10	(1999-2002)
6. Molly Johnson	10	(2007-2010)
7. Megan Yocke	10	(2008-2011)
8. Kara Dill	9	(2010-2013)
9. Jessica Nance	9	(2002-2005)
10. Natalie Smith	9	(2007-2010)

#### Walks

1. Griffin Joiner	131	(2012-2015)
2. Megan Yocke	122	(2008-2011)
3. <b>Nikki Sagermann</b>	<b>121</b>	<b>(2013-Pres.)</b>
4. Brittany Cervantes	118	(2009-2012)
5. Lyndsey Angus	98	(2000-2003)
6. Destinee Mordecai	89	(2007-2010)
7. <b>Maisie Steed</b>	<b>79</b>	<b>(2013-pres)</b>
8. Brooke Marnitz	77	(2004-2007)
9. Samantha DeMartine	71	(2008-2011)
10. Ginny Carroll	62	(2011-2014)

#### At-Bats

1. Leslie Kwiatkowski	811	(1998-2001)
2. Tiffany Kruse	764	(1998-2001)
3. Nikki Jones	734	(2000-2003)
4. Griffin Joiner	700	(2012-2015)
5. Meagan Aull	691	(2008-2011)
6. Natalie Smith	681	(2007-2010)
7. Molly Johnson	678	(2007-2010)
8. Angie Del Pozzo	664	(1999-2002)
9. Andy Eilertson	664	(1999-2002)
10. Lauren Cumbess	663	(2011-2014)
11. Lyndsey Angus	663	(2000-2003)

#### Runs Scored

1. Molly Johnson	161	(2007-2010)
2. Leslie Kwiatkowski	145	(1998-2001)
3. Brittany Cervantes	139	(2009-2012)
4. Nikki Jones	138	(2000-2003)
5. Lyndsey Angus	136	(2000-2003)
6. Megan Yocke	136	(2008-2011)
7. <b>Christian Stokes</b>	<b>123</b>	<b>(2013-Pres)</b>
8. Kara Dill	119	(2010-2013)
9. Meagan Aull	117	(2008-2011)
10. <b>Sylver Samuel</b>	<b>116</b>	<b>(2013-Pres)</b>

#### Home Runs

1. Brittany Cervantes	48	(2009-2012)
2. Griffin Joiner	35	(2012-2015)
3. Molly Johnson	35	(2007-2010)
4. <b>Nikki Sagermann</b>	<b>34</b>	<b>(2011-Pre)</b>
5. Brooke Marnitz	31	(2004-2007)
6. Katie Campbell	30	(2004-2007)
7. <b>Christian Stokes</b>	<b>27</b>	<b>(2013-pres)</b>
8. Lauren Cumbess	26	(2011-2014)
9. Megan Yocke	25	(2008-2011)
10. <b>Maisie Steed</b>	<b>25</b>	<b>(2013-Pres.)</b>

#### Slugging Pct. (min. 200 at bats)

1. Molly Johnson	.656	(2007-2010)
2. Brittany Cervantes	.577	(2009-2012)
3. Brooke Marnitz	.575	(2004-2007)
4. Griffin Joiner	.519	(2012-2015)
5. Leslie Kwiatkowski	.518	(1998-2001)
6. Megan Yocke	.518	(2008-2011)

7. <b>Nikki Sagermann</b>	<b>.515</b>	<b>(2013-Pres.)</b>
8. Lyndsey Angus	.510	(2000-2003)
9. Katie Campbell	.500	(2004-2007)
10. Amber Janneck	.480	(2004-2005)

#### Total Bases

1. Molly Johnson	445	(2007-2010)
2. Leslie Kwiatkowski	420	(1998-2001)
3. Brittany Cervantes	370	(2009-2012)
4. Griffin Joiner	363	(2012-2015)
5. Lyndsey Angus	338	(2000-2003)
6. Tiffany Kruse	323	(1998-2001)
7. Megan Yocke	322	(2008-2011)
8. <b>Nikki Sagermann</b>	<b>316</b>	<b>(2013-Pres)</b>
9. Nikki Jones	312	(2000-2003)
10. Lauren Cumbess	310	(2011-2014)

#### Stolen Bases

T-1. Leslie Kwiatkowski	82	(1998-2001)
T-1. <b>Sylver Samuel</b>	<b>82</b>	<b>(2013-Pres.)</b>
3. Meagan Aull	71	(2008-2011)
4. Beth Fogel	70	(1999-2002)
5. Molly Johnson	66	(2007-2010)
6. Jessica Nance	64	(2002-2005)
7. Kara Dill	57	(2010-2013)
8. Nikki Jones	35	(2000-2003)
9. Angie Dal Pozzo	32	(1999-2002)
10. Megan Yocke	29	(2008-2011)

### FIELDING

#### Fielding Pct. (min. 100 chances)

1. Griffin Joiner	.992	(2012-2015)
2. Megan Yocke	.992	(2008-2011)
3. Lauren Cumbess	.985	(2011-2014)
4. Jamie Dardis	.985	(2000-2002)
5. Sam. DeMartine	.983	(2008-2011)
6. Lorie Horner	.982	(1997-2008)
7. Katie Campbell	.982	(2004-2007)
8. Alli Eckman	.981	(2005-2007)
9. Megan Glenn	.980	(2003-2006)
10. Tracie Potts	.977	(1999-2000)



Brittany Cervantes



# CAREER RECORDS

### Putouts

1. Griffin Joiner	1,557	(2012-2015)
2. Megan Yocke	1,203	(2008-2011)
3. Megan Glenn	1,117	(2003-2006)
4. Sam. DeMartine	1,041	(2008-2011)
5. Andy Eilertson	1,038	(1999-2002)
<b>6. Maisie Steed</b>	<b>1,009</b>	<b>(2013-pres)</b>
7. Lauren Cumbess	931	(2011-2014)
8. Katie Campbell	664	(2004-2007)
9. Lyndsey Angus	662	(2000-2003)
10. Nikki Jones	619	(2000-2003)

### Assists

1. Angie Del Pozzo	552	(1999-2002)
2. Molly Johnson	510	(2007-2010)
<b>3. Christian Stokes</b>	<b>505</b>	<b>(2013-Pres.)</b>
4. Rachel Friberg	475	(2001-2004)
5. Meghan Cooper	452	(2002-2006)
<b>6. Nikki Sagermann</b>	<b>441</b>	<b>(2013--Pres.)</b>
7. Nikki Jones	416	(2000-2003)
8. Brittany Cervantes	374	(2009-2012)
9. Brooke Marnitz	364	(2004-2007)
10. Andy Eilertson	294	(1999-2002)

### PITCHING

#### Appearances

<b>1. Kelsey Nunley</b>	<b>166</b>	<b>(2013-Pres.)</b>
2. Keary Camunas	158	(1997-2000)
3. Chanda Bell	143	(2009-2012)
4. Amy Kendall	133	(2003-2006)
5. Jennifer Howland	105	(1999-2002)
6. Rachel Riley	97	(2009-2012)
7. Amber Matousek	90	(2007-2010)
8. Morgan Marr	80	(2000-2002)
<b>9. Meagan Prince</b>	<b>77</b>	<b>(2013-Pres.)</b>
10. Meghan Cooper	75	(2002-2006)

#### Innings Pitched

<b>1. Kelsey Nunley</b>	<b>926.0</b>	<b>(2013-Pres.)</b>
-------------------------	--------------	---------------------

2. Keary Camunas	897.2	(1997-2000)
3. Chanda Bell	724.0	(2009-2012)
4. Amy Kendall	586.0	(2003-2006)
5. Rachel Riley	477.1	(2009-2012)
6. Jennifer Howland	476.2	(1999-2002)
7. Amber Matousek	442.0	(2007-2010)
8. Morgan Marr	371.0	(2000-2002)
9. Meghan Cooper	340.2	(2002-2006)
<b>10. Meagan Prince</b>	<b>318.2</b>	<b>(2014-Pres)</b>

### Games Started

1. Keary Camunas	137	(1997-2000)
<b>2. Kelsey Nunley</b>	<b>116</b>	<b>(2013-Pres.)</b>
3. Chanda Bell	105	(2009-2012)
4. Amy Kendall	84	(2003-2006)
5. Amber Matousek	77	(2007-2010)
6. Jennifer Howland	74	(1999-2002)
7. Morgan Marr	61	(2000-2002)
8. Lauren Cumbess	57	(2011-2014)
Rachel Riley	57	(2009-2012)
10. Meghan Cooper	51	(2002-2006)

### ERA (min. 100 IP)

<b>1. Kelsey Nunley</b>	<b>1.97</b>	<b>(2013-Pres.)</b>
2. Keary Camunas	2.49	(1997-2000)
3. Chanda Bell	2.55	(2009-2012)
<b>4. Shannon Smith</b>	<b>2.58</b>	<b>(2014-Pres)</b>
5. Rachel Riley	2.68	(2009-2012)
<b>6. Meagan Prince</b>	<b>2.70</b>	<b>(2014-Pres)</b>
7. Lauren Cumbess	2.83	(2011-2014)
8. Jessica Trueblood	2.99	(2006)
9. Gretchen Prugh	3.03	(2004)
10. Morgan Marr	3.08	(2000-2002)

### Opponent Batting Avg. (min. 250 batters faced)

1. Chanda Bell	.200	(2009-2012)
<b>2. Shannon Smith</b>	<b>.201</b>	<b>(2014-Pres.)</b>
<b>3. Kelsey Nunley</b>	<b>.212</b>	<b>(2013-Pres.)</b>
4. Lauren Cumbess	.215	(2011-2014)

5. Gretchen Prugh	.238	(2004)
<b>6. Meagan Prince</b>	<b>.240</b>	<b>(2014-Pres.)</b>
7. Keary Camunas	.247	(1997-2000)
8. Rachel Riley	.255	(2009-2012)
9. Jessica Trueblood	.258	(2006)
10. Morgan Marr	.282	(2000-2002)
11. Amy Kendall	.284	(2003-2006)

### Strikeouts

1. Chanda Bell	910	(2009-2012)
<b>2. Kelsey Nunley</b>	<b>794</b>	<b>(2013-Pres.)</b>
3. Keary Camunas	550	(1997-2000)
4. Amy Kendall	302	(2003-2006)
<b>5. Meagan Prince</b>	<b>262</b>	<b>(2014-Pres)</b>
6. Rachel Riley	259	(2009-2012)
7. Lauren Cumbess	257	(2011-2014)
8. Amber Matousek	252	(2007-2010)
<b>Shannon Smith</b>	<b>252</b>	<b>(2014-Pres)</b>
10. Jennifer Howland	137	(1999-2002)

### Wins

<b>1. Kelsey Nunley</b>	<b>91</b>	<b>(2013-Pres.)</b>
2. Chanda Bell	68	(2009-2012)
3. Keary Camunas	54	(1997-2000)
4. Rachel Riley	40	(2009-2012)
<b>Meagan Prince</b>	<b>40</b>	<b>(2014-Pres)</b>
6. Amy Kendall	31	(2003-2006)
7. Lauren Cumbess	29	(2011-2014)
Morgan Marr	29	(2000-2002)
9. Amber Matousek	28	(2007-2010)
10. Jennifer Howland	27	(1999-2002)

### Saves

<b>1. Kelsey Nunley</b>	<b>9</b>	<b>(2013-Pres.)</b>
2. Chanda Bell	6	(2009-2012)
3. Keary Camunas	5	(1997-2000)
4. Meghan Cooper	4	(2002-2006)
Jessica Trueblood	4	(2006)
Meagan Prince	4	(2014-Pres)



Chanda Bell



Lauren Cumbess



Rachel Riley



# KENTUCKY SOFTBALL 2016 | NCAA LEXINGTON REGIONAL

## SINGLE-GAME RECORDS

### HITTING

#### At-bats

<b>6</b>	<b>Christian Stokes</b>	<b>vs. South Carolina</b>	<b>4/18/15</b>
	Lauren Cumbess	at Ole Miss	4/13/14
	Kara Dill	at USC Upstate	2/24/13
	Nikki Jones	vs. Arkansas	4/27/03
	Jackie Haynes	vs. Middle Tennessee State	4/1/97
	Michelle Bucci	vs. Middle Tennessee State	4/1/97
	Jacki Haynes	vs. Mississippi State	4/11/97

#### Runs Scored

<b>4</b>	<b>Griffin Joiner</b>	<b>vs. UNC</b>	<b>3/12/13</b>
	Lyndsey Angus	vs. Belmont	2/23/02
	Angie Dal Pozzo	vs. Akron	3/9/01
	Beth Fogle	vs. Tennessee Tech	2/18/00
	Molly Johnson	vs. Ohio State	4/16/08
	Megan Yocke	vs. Indiana	4/1/08

#### Hits

<b>5</b>	<b>Christian Stokes</b>	<b>vs. Long Beach State</b>	<b>2/19/15</b>
	Beth Fogle	vs. Morehead State	3/5/02

#### RBI

<b>6</b>	<b>Nikki Sagermann</b>	<b>at Alabama</b>	<b>5/5/13</b>
	Griffin Joiner	vs. UNC	3/12/13
	Leslie Kwiatkowski	vs. Eastern Kentucky	3/1/00
	Brooke Marnitz	vs. Southern Miss.	2/10/07
	Rachel Riley	at Austin Peay	4/6/11

#### Doubles

<b>3</b>	<b>Christian Stokes</b>	<b>vs. South Carolina</b>	<b>4/18/15</b>
	Molly Johnson	vs. Indiana	4/1/08
	Emily Jolly	vs. DePaul	2/12/11

#### Triples

<b>3</b>	<b>Meghan Cooper</b>	<b>vs. Kent State</b>	<b>2/17/06</b>
----------	----------------------	-----------------------	----------------

#### Home Runs

<b>2</b> (28 times)	<b>Last: Katie Reed</b>	<b>at San Diego St.</b>	<b>2/18/16</b>
---------------------	-------------------------	-------------------------	----------------

#### Total Bases

<b>10</b>	<b>Griffin Joiner</b>	<b>vs. UNC</b>	<b>3/12/13</b>
	Brooke Marnitz	vs. Indiana State	2/25/06
	Angie Dal Pozzo	vs. Akron	3/9/01

#### Walks

<b>4</b> (2 times)	<b>Last: Griffin Joiner</b>	<b>at Texas</b>	<b>2/16/14</b>
--------------------	-----------------------------	-----------------	----------------

#### Strikeouts

<b>4</b> (8 times)	<b>Last: Emily Gaines</b>	<b>vs. DePaul</b>	<b>5/18/14</b>
--------------------	---------------------------	-------------------	----------------

#### Sacrifice Hits

<b>2</b> (42 times)	<b>Last: Sylver Samuel</b>	<b>vs. Albany</b>	<b>3/5/16</b>
---------------------	----------------------------	-------------------	---------------

#### Sacrifice Flies

<b>2</b>	<b>Annie Rowlands</b>	<b>at South Carolina</b>	<b>4/23/11</b>
----------	-----------------------	--------------------------	----------------

#### Stolen Bases

<b>4</b>	<b>Meagan Aull</b>	<b>vs. Kent State</b>	<b>3/24/09</b>
----------	--------------------	-----------------------	----------------

#### Hit By Pitch

<b>3</b>	<b>Ashley Dimkich</b>	<b>vs. Youngstown State</b>	<b>3/4/06</b>
----------	-----------------------	-----------------------------	---------------

### FIELDING

#### Putouts

<b>21</b>	<b>Megan Yocke</b>	<b>vs. Tennessee Tech</b>	<b>4/16/11</b>
-----------	--------------------	---------------------------	----------------

#### Assists

<b>9</b>	<b>Amber Janneck</b>	<b>vs. Eastern Kentucky</b>	<b>4/6/05</b>
	Amber Janneck	vs. Western Kentucky	4/13/05
	Molly Johnson	vs. Florida	4/11/09

	<b>Angie Dal Pozzo</b>	<b>vs. Louisville</b>	<b>4/18/01</b>
--	------------------------	-----------------------	----------------

#### Errors

<b>4</b>	<b>Brooke Marnitz</b>	<b>vs. Alabama</b>	<b>3/21/04</b>
	Nikki Jones	vs. Morehead State	3/5/02
	Angie Dal Pozzo	vs. Texas-San Antonio	2/10/01
	Meredith Seales	vs. UNC Greensboro	2/22/97

#### Passed Balls

<b>4</b>	<b>Alli Eckman</b>	<b>vs. Ole Miss</b>	<b>3/12/05</b>
----------	--------------------	---------------------	----------------

### PITCHING

#### Innings Pitched

<b>11.0</b>	<b>Keary Camunas</b>	<b>vs. Campbell</b>	<b>2/21/98</b>
<b>11.0</b>	<b>Rachel Riley</b>	<b>at Arkansas</b>	<b>3/16/11</b>

#### Fewest Hits Allowed

<b>0</b>	<b>17 Times</b>	<b>Last: Meagan Prince</b>	<b>vs. Northern Kentucky</b>	<b>3/22/16</b>
----------	-----------------	----------------------------	------------------------------	----------------

#### Perfect Game

	<b>Chanda Bell</b>	<b>at Austin Peay (Game 1)</b>	<b>4/6/11</b>
	<b>Rachel Riley</b>	<b>at Austin Peay (Game 2)</b>	<b>4/6/11</b>

#### Runs Allowed

<b>16</b>	<b>Lorie Horner</b>	<b>vs. Alabama</b>	<b>3/21/98</b>
	Jennifer Young	vs. Indiana	4/1/08

#### Earned Runs Allowed

<b>13</b>	<b>Amber Matousek</b>	<b>vs. Alabama</b>	<b>3/22/08</b>
	Amber Matousek	vs. LSU	4/9/08

#### Walks Allowed

<b>9</b>	<b>Jennifer Young</b>	<b>vs. Indiana</b>	<b>4/1/08</b>
----------	-----------------------	--------------------	---------------

#### Strikeouts

<b>16</b>	<b>Chanda Bell</b>	<b>vs. Colorado State</b>	<b>2/25/11</b>
<b>16</b>	<b>Chanda Bell</b>	<b>vs. Tennessee Tech</b>	<b>4/16/11</b>

#### Hits Allowed

<b>18</b>	<b>Lorie Horner</b>	<b>vs. Alabama</b>	<b>3/21/98</b>
<b>18</b>	<b>Rachel Riley</b>	<b>at Georgia</b>	<b>4/10/11</b>

#### Doubles Allowed

<b>8</b>	<b>Jennifer Howland</b>	<b>vs. Akron</b>	<b>3/9/01</b>
----------	-------------------------	------------------	---------------

#### Triples Allowed

<b>2</b>	<b>Samantha Allen</b>	<b>vs. Cal-Poly</b>	<b>2/12/05</b>
	Jennifer Howland	vs. Georgia	3/7/01
	Lorie Horner	vs. Missouri	2/15/97

#### Home Runs Allowed

<b>6</b>	<b>Amber Matousek</b>	<b>vs. Alabama</b>	<b>3/22/08</b>
----------	-----------------------	--------------------	----------------

#### Hit Batters

<b>8</b>	<b>Kelsey Nunley</b>	<b>vs. Miss. State</b>	<b>5/7/14</b>
----------	----------------------	------------------------	---------------





# KENTUCKY SOFTBALL 2016 | NCAA LEXINGTON REGIONAL

## TEAM RECORDS

### TEAM RECORDS-GAME

#### Hitting

At Bats:	43	at Ole Miss	4/13/14
Runs Scored:	18	2x, last vs. UNC	3/12/13
Hits:	18	vs. Indiana	3/18/00
Doubles:	6	twice, last at Miami (OH)	3/17/09
Triples:	4	vs. Louisville	4/10/02
Home Runs:	5	2x, last at Ole Miss	4/13/14
RBI:	18	vs. UNC	3/12/13
Total Bases:	33	3x, last at MTSU	4/17/13
Walks:	13	vs. Indiana	3/2/08
Strikeouts:	18	vs. WKU	4/23/15
Stolen Bases:	8	vs. Samford	3/20/99

#### Fielding

Putouts:	33	5x, last vs. South Carolina	4/18/15
Assists:	25	at South Carolina	5/2/09
Errors:	7	vs. Texas-San Antonio	2/10/01
Double Plays:	3	seven times, last vs. SIU	2/13/15

#### Pitching

Innings Pitched:	11	5x, last vs. South Carolina	4/18/15
Runs Allowed:	18	vs. Florida	3/17/01
Earned Runs Allowed:	17	2x, last vs. Georgia	3/28/10
Hits Allowed:	19	vs. Arkansas	3/31/07
Fewest Hits Allowed:	0	17x, last vs. NKU	3/22/16
Doubles Allowed:	8	vs. Akron	3/9/01
Triples Allowed:	3	vs. Georgia	3/7/01
Home Runs Allowed:	6	vs. Alabama	3/22/08
Walks Allowed:	9	4x, last at Alabama	5/4/13
Strikeouts:	20	vs. Tennessee Tech	4/16/11

### TEAM RECORDS-SEASON

#### Hitting

Batting Average:	.295	2011
At Bats:	1,797	2014
Runs Scored:	319	2014
Hits:	477	2000
Doubles:	80	2014
Triples:	18	2000, 2001, 2002
Home Runs:	71	2014
RBI:	280	2011
Total Bases:	783	2014
Walks:	219	2014
Strikeouts:	426	2004
Stolen Bases:	89	1999

#### Pitching

<b>Lowest ERA:</b>	<b>1.70</b>	<b>2016</b>
<b>Lowest Opponents Batting Average:</b>	<b>.179</b>	<b>2016</b>
Innings Pitched:	485.0	2014
Runs Allowed:	333	2005
<b>Fewest Runs Allowed:</b>	<b>119</b>	<b>2016</b>
Earned Runs Allowed:	253	2005
<b>Fewest Earned Runs Allowed:</b>	<b>89</b>	<b>2016</b>
Hits Allowed:	523	2005
<b>Fewest Hits Allowed:</b>	<b>250</b>	<b>2016</b>
Doubles Allowed:	101	2003
<b>Fewest Doubles Allowed:</b>	<b>37</b>	<b>2016</b>
Triples Allowed:	16	1997
Fewest Triples Allowed:	2	2004
Home Runs Allowed:	58	2008
Fewest Home Runs Allowed:	10	1997
Walks Allowed:	182	2013
Fewest Walks Allowed:	93	1997
Strikeouts:	403	2014
Shutouts:	16	2000

#### Fielding

Fielding Percentage:	.972	2006
Putouts:	1,455	2014
Assists:	673	2001
Errors:	131	1997
Double Plays:	32	2002

### TEAM RECORDS-SEASON --- ENTERING 2016

Games played	69	2014
Wins	50	2014
Losses	44	1997 & 1999
<b>Highest winning percentage</b>	<b>.781 (43-12)</b>	<b>2016</b>
Lowest winning percentage	.185 (10-44)	1997
Seasons team fielded	18	(first in 1997)
<b>Winning seasons</b>	<b>8</b>	<b>(last in 2016)</b>
Losing seasons	11	(last in 2008)
First tie	UK 2, Texas-Arlington 2	(2/15/04)
Overall record	.561-615-1	(.462)
Longest coaching tenure	<b>Rachel Lawson, 9 yrs</b>	<b>(2008-Pres.)</b>
	Beth Pruitt, 8 yrs.	(1997-2004)

Consecutive losses	21	3/15/03-4/13/03
Consecutive wins	12	2/6/14-2/21/14
Consecutive shutout wins	4	2/20/16 - 2/27/16
Consecutive shutout losses	6	3/29/06-4/2/06
Consecutive games without an error	6	3/6/15 - 3/15/15
Extra-inning games	10	2014
Extra-inning wins	8	2014
Consecutive games with a stolen base	16	2/17/02-3/17/02
Consecutive games with a double	12	3/16/02-4/6/02
Consecutive games without extra-base hit	5	3/9/97-3/12/97
Most Combined Runs in a Game	29	(4/1/08 Indiana 16, UK 13)
Largest Margin of Victory	18	3/12/13 vs. UNC

# RETURNING PLAYERS



## HALEY ANDRUS

#4 • R/R • INF • SOPHOMORE • CHATTANOOGA, TENN. (BAYLOR)

Has appeared at the plate three times this year, with two hits in those three at-bats ... Hits coming against New Mexico in the Kajikawa Classic and South Dakota in the Campbell/Cartier Classic.

Category	Season High (Last)	Career High (Last)
At-Bats	1, three times (vs. Miami OH, 2/26/16)	1, five times, (vs. Miami OH, 2/26/16)
Runs	1, vs. TTU - 2/28/15	1, vs. TTU - 2/28/15
Hits	1, two times (vs. Miami OH, 2/26/16)	1, three times (vs. Miami OH, 2/26/16)
RBI	1, vs. TTU - 2/28/15	1, vs. TTU - 2/28/15
Walks	-	-
Stolen Bases	-	-
Hitting Streak (current)	2 games (0)	2 games

### CAREER STATS

Year	AVG	GP	GS	AB	R	H	2B	3B	HR	RBI	TB	SLG%	BB	HBP	SO	GDP	OB%	SF	SH	SB	ATT	PO	A	E	FLD%
2015	.500	2	0	2	1	1	0	0	1	2	4	2.000	0	0	0	0	.500	0	0	0	0	2	0	0	1.000
2016	.667	3	0	3	0	2	0	0	0	1	2	.667	0	0	0	0	.667	0	0	0	0	0	0	0	.000
TOTAL	.600	5	0	5	1	3	0	0	1	3	6	1.200	0	0	0	0	.600	0	0	0	0	2	0	0	1.000



## BROOKLIN HINZ

#25 • R/R • OF • SOPHOMORE • OLATHE, KAN. (ST. THOMAS AQUINAS)

Hit her first-career grand slam against Albany in the opening game of the Winthrop Invitational ... Has seven home runs this season, just two off Abbey Cheek's nine for the team lead in that category ... Has 18 extra-base hits this season ... Scored a career-high two runs against South Dakota ... Has eight multi-hit games, including her first three-hit game of her career against South Dakota ... Had UK's first home run of the season against Notre Dame ... Had two doubles and three RBI in Saturday win at South Carolina ... Hit .545 against the Gamecocks in that three-game series ... Had the game-winning 2-run HR against Ole Miss in the Sunday rubber match of that series ... Has eight multi-RBI games this season ... Hit two home runs vs. ECU and Missouri ... Had game-winning RBI at Louisville on April 27 to secure UK's fifth win over U of L in last six times played.

Category	Season High (Last)	Career High (Last)
At-Bats	4, seven times (Missouri, 4/16/16)	4, 12 times, (Missouri, 4/16/16)
Runs	2, three times (at South Carolina, 3/21/16)	2, six times (at South Carolina, 3/21/16)
Hits	3, twice, (at South Carolina, 3/11/16)	3, three times, (at South Carolina, 3/11/16)
RBI	4 vs. Albany, 3/4/16	4 vs. Albany, 3/4/16
Walks	2, at Arkansas (3/26/16)	2, twice, at Arkansas (2/25/16)
Stolen Bases	1, vs. South Dakota (2/20/16)	1, twice, vs. South Dakota - 2/20/16
Hitting Streak (current)	5 games (0)	5 games (2016)

### CAREER STATS

Year	AVG	GP	GS	AB	R	H	2B	3B	HR	RBI	TB	SLG%	BB	HBP	SO	GDP	OB%	SF	SH	SB	ATT	PO	A	E	FLD%
2015	.215	55	42	121	10	26	5	0	1	12	34	.281	8	5	34	2	.291	0	1	1	1	16	0	0	1.000
2016	.302	51	47	129	22	39	11	0	7	34	71	.550	10	6	14	0	.377	1	3	1	2	18	2	1	.952
TOTAL	.260	106	89	250	32	65	16	0	8	46	105	.420	18	11	48	2	.336	1	4	2	3	34	2	1	.973



# STEPHANIE MARTINO

#26 • R/R • INF • JUNIOR • GLEN GARDNER, N.J. (VOORHEES REGIONAL)

Captured her first-career hit, RBI and run scored in Kentucky's win over New Mexico ... Provides depth at all infield spots for Kentucky defensively.

Category	Season High (Last)	Career High (Last)
At-Bats	1, vs. New Mexico (2/14/16)	1, three times, vs. New Mexico (2/14/16)
Runs	1, vs. New Mexico (2/14/16)	1, vs. New Mexico (2/14/16)
Hits	1, vs. New Mexico (2/14/16)	1, vs. New Mexico (2/14/16)
RBI	1 vs. New Mexico (2/14/16)	1, vs. New Mexico (2/14/16)
Walks	1 vs. Miami (OH) (2/26/16)	1, vs. New Mexico (2/14/16)
Stolen Bases	-	-
Hitting Streak (current)	1 game	1, vs. New Mexico (2/14/16)

## CAREER STATS

Year	AVG	GP	GS	AB	R	H	2B	3B	HR	RBI	TB	SLG%	BB	HBP	SO	GDP	OB%	SF	SH	SB	ATT	PO	A	E	FLD%
2015	.000	2	0	2	0	0	0	0	0	0	0	.000	0	0	2	0	.000	0	0	0	0	0	0	0	.000
2016	1.000	2	0	1	1	1	0	0	0	1	1	1.000	1	0	0	0	1.000	0	0	0	0	0	1	0	1.000
TOTAL	.333	4	0	3	1	1	0	0	0	1	1	.333	1	0	2	0	.500	0	0	0	0	0	1	0	1.000



# RACHAEL METZGER

#44 • R/R • C/INF • SOPHOMORE • BAKERSFIELD, CALIF. (GARCES MEMORIAL)

Has started 13 games for UK as a catcher with two different pitchers ... Driven in three runs this year on six hits ... Has drawn two walks and four HBP ... Has 50 putouts on the season.

Category	Season High (Last)	Career High (Last)
At-Bats	3, twice, (at Marshall, 3/16/16)	4, two times, (vs. South Carolina - 4/18/15)
Runs	-	1, three, (vs. Georgia - 4/26/15)
Hits	1, five times (vs. Lehigh, 3/4/16)	2, at TTU - 2/28/15
RBI	1, two times (vs. Albany, 3/4/16)	2, at TTU - 2/28/15
Walks	1, two times (at Winthrop, 3/6/16)	1, nine times, (at Winthrop, 3/6/16)
Stolen Bases	-	-
Hitting Streak (current)	3 games (0)	3 games (1)

## CAREER STATS

Year	AVG	GP	GS	AB	R	H	2B	3B	HR	RBI	TB	SLG%	BB	HBP	SO	GDP	OB%	SF	SH	SB	ATT	PO	A	E	FLD%
2015	.206	44	19	68	3	14	2	0	2	6	22	.324	7	1	13	0	.289	0	2	0	0	82	13	1	.990
2016	.207	28	13	29	0	6	2	0	0	3	8	.276	3	3	4	0	.333	1	1	0	0	51	3	2	.964
TOTAL	.206	72	32	97	3	20	4	0	2	9	30	.309	10	4	17	0	.304	1	3	0	0	133	16	3	.980





# BREANNE RAY

#9 • L/R • INF • JUNIOR • BENTON, KY. (MARSHALL COUNTY)

**CoSIDA ACADEMIC ALL-DISTRICT FIRST TEAM (3.98 GPA)** ... Power hitter with nine pinch-hit appearances on the season for Kentucky before earning the every-day RF starting assignment ... Had two RBI singles against South Carolina in game two of the series, including driving in the game-winning run in the top of the first ... That game was her first-ever multi-hit game of her career ... Had home runs in back-to-back games, including a walk-off homer over NKU to give UK a 9-0 run-rule win over the NKU Norse ... In week seven of the season (NKU, Murray, Arkansas x3), had four hits, with three of them as RBI doubles ... Has driven in nine runs the last 20 games ... Doubled against Alabama in the Sunday game for her first extra-base hit in two weeks.

Category	Season High (Last)	Career High (Last)
At-Bats	3, 11 times (at Alabama, 4/24/16)	5, South Carolina - 4/18/15
Runs	1, four times (at Arkansas, 3/25/16)	1, 15 times, (at South Carolina, 3/12/16)
Hits	2 at South Carolina (3/12/16)	3, twice, (Alabama - 4/4/15)
RBI	2, three times (at Arkansas, 3/12/16)	3, two times, (Tennessee - 5/2/15)
Walks	1, four times (at Alabama, 4/22/16)	1, 15 times, (at Alabama - 4/22/16)
Stolen Bases	-	-
Hitting Streak (current)	4 games (0)	5 games (Current)

## CAREER STATS

Year	AVG	GP	GS	AB	R	H	2B	3B	HR	RBI	TB	SLG%	BB	HBP	SO	GDP	OB%	SF	SH	SB	ATT	PO	A	E	FLD%
2014	.091	25	1	22	1	2	0	0	1	3	5	.227	4	1	6	0	.250	1	0	0	0	0	0	0	.000
2015	.226	56	45	133	13	30	4	0	6	25	52	.391	8	5	29	0	.291	2	1	0	0	17	1	1	.947
2016	.205	42	31	83	4	17	5	0	2	14	28	.337	4	3	10	0	.261	2	1	0	0	9	1	2	.833
TOTAL	.206	123	77	238	18	49	9	0	9	42	85	.357	16	9	45	0	.276	5	2	0	0	26	2	3	.903



# NIKKI SAGERMANN

#77 • R/R • INF • SENIOR • BUFORD, GA. (MILL CREEK)

Started the season on a six-game hitting streak ... Has six home runs on the season, three off the team lead for homers ... Had a team-high and season-high three RBI against New Mexico in the Kajikawa Classic ... Has a team-high 34 walks ... Has six different two-out RBI hits this year to score runs ... Became the fourth player in UK history with 100 career walks on Wednesday, March 9 vs. Indiana with two in the game ... Had a home run and a double on her birthday vs. Ole Miss in the Sunday rubber game ... Drew five walks in the weekend series sweep at Arkansas ... Scored on a non-recognized time call by LSU to put UK up 1-0 on a steal of home at No. 8 LSU ... Had a home run in UK's win at No. 4 Alabama to put UK up 2-0 ... Homered in the bottom of the eighth inning to tie the game at 2-2 against Mississippi State.

Category	Season High (Last)	Career High (Last)
At-Bats	4, three times (at Alabama, 4/22/16)	5, four times (South Carolina - 4/18/15)
Runs	3, vs. New Mexico (2/14/16)	3, twice, (vs. New Mexico 2/14/16)
Hits	2, nine times (at Arkansas, 3/25/16)	3, four times, (Notre Dame - 5/17/15)
RBI	3, twice (vs. Texas Tech, 2/20/16)	6, (Alabama - 5/5/13)
Walks	2, four times, (last Auburn, 4/1/16)	3, (Butler - 2/28/14)
Stolen Bases	-	2, (Howard - 2/24/13)
Hitting Streak (current)	6 games (1)	10 games (2015)

## CAREER STATS

Year	AVG	GP	GS	AB	R	H	2B	3B	HR	RBI	TB	SLG%	BB	HBP	SO	GDP	OB%	SF	SH	SB	ATT	PO	A	E	FLD%
2013	.314	57	52	137	16	43	3	0	7	26	67	.489	26	0	17	1	.423	0	4	3	3	48	98	5	.967
2014	.277	69	60	184	32	51	10	1	13	49	102	.554	31	1	32	1	.377	4	2	2	3	62	141	10	.953
2015	.303	58	55	165	35	50	11	0	8	23	85	.515	30	0	16	0	.410	0	1	4	6	47	124	8	.955
2016	.291	53	53	127	31	37	5	1	6	22	62	.488	34	1	19	4	.442	1	1	4	4	20	78	6	.942
TOTAL	.295	237	220	613	114	181	29	2	34	120	316	.515	121	2	84	6	.410	5	8	13	16	177	441	29	.955



## SYLVER SAMUEL

#2 • L/L • OF • SENIOR • SIMPSONVILLE, S.C. (HILLCREST)

Set a new career high with three stolen bases in a game against Evansville and at Arkansas ... Has a team-high 24 stolen bases on the season and became just the third player in UK history with 70 career stolen bases with one vs. Indiana on Wednesday, March 9 ... Set a new hitting streak high with a nine-game streak beginning against Oregon on 2/14 running through Feb. 26 against Lipscomb ... Leading the team in batting average with a .348 average ... Kentucky's best slapper ... Has 55 hits on the season, a career high for her this many games into a season ... Passed Meagan Aull for second all-time at UK with 71 career steals ... Now is just one stolen base away from breaking the school record for stolen bases (82) in a career, as she has 82 ... Had a career-high tying four-hit game at Arkansas in the Sunday win ... Had UK's only hit in the series opener at LSU, a game-winning RBI base hit up the middle ... Had multi-hit games in two of the three match-ups at No. 4 Alabama ... Scored game-winning run to clinch a sweep of Mississippi State on Sunday.

Category	Season High (Last)	Career High (Last)
At-Bats	5, at Arkansas - 3/27/16	5, four times (DePaul - 5/18/14)
Runs	2, four times (vs. NKU, 3/22/16)	3, Ga. Southern - 2/7/15)
Hits	4, at Arkansas - 3/27/16	4, twice, (at Arkansas - 3/27/16)
RBI	1, five times (at LSU 4/9/16)	2, three times (DePaul - 5/18/14)
Walks	1, five times (vs. Missouri, 4/15/16)	2, two times, (South Carolina - 4/18/15)
Stolen Bases	3, twice, at Arkansas (3/26/16)	3, twice, at Arkansas (3/26/16)
Hitting Streak (current)	9 games (0)	9 games (2016)

### CAREER STATS

Year	AVG	GP	GS	AB	R	H	2B	3B	HR	RBI	TB	SLG%	BB	HBP	SO	GDP	OB%	SF	SH	SB	ATT	PO	A	E	FLD%
2013	.319	57	42	94	22	30	0	0	0	0	30	.319	1	0	17	0	.326	0	11	21	22	44	3	4	.922
2014	.287	69	62	181	38	52	4	2	1	9	63	.348	6	1	29	0	.314	0	11	20	23	68	6	2	.974
2015	.297	58	53	155	34	46	0	2	0	6	50	.323	9	3	23	0	.345	1	7	20	23	49	5	3	.947
2016	.348	55	55	158	22	55	1	1	0	6	58	.367	5	3	12	0	.380	0	7	21	26	30	1	2	.939
TOTAL	.311	239	212	588	116	183	5	5	1	21	201	.342	21	7	81	0	.342	1	36	82	94	191	15	11	.949



## ANSLEY SMITH

#42 • R/R • INF • SENIOR • NEWNAN, GA. (NORTHGATE)

Eight starts for the senior from Georgia on the season, at four different positions in the infield and the outfield including the DP spot in the lineup ... Has five runs scored on the season ... Had a season-high two-RBI game against San Diego in the Campbell/Cartier Classic ... Has five walks in 20 plate appearances ... Scored the game-winning and series-clinching run on Sunday night at No. 8 LSU ... Started in RF on Senior Day.

Category	Season High (Last)	Career High (Last)
At-Bats	2, eight times (vs. Eastern Illinois, 2/27/16)	5, Missouri - 3/15/14)
Runs	1, four times (vs. Miami OH, 2/26/16)	2, seven times, (Florida A&M - 2/5/15)
Hits	2, vs. San Diego, 2/18/16)	4, Loyola Marymount - 2/7/14)
RBI	2, vs. San Diego (2/18/16)	4, MTSU - 4/17/13)
Walks	1, five times (vs. Charlotte, 3/5/16)	2, five times (WKU - 4/22/14)
Stolen Bases	-	2, MVSU - 4/9/14)
Hitting Streak (current)	2 games (0)	3 games (2013, 2014, 2015)

### CAREER STATS

Year	AVG	GP	GS	AB	R	H	2B	3B	HR	RBI	TB	SLG%	BB	HBP	SO	GDP	OB%	SF	SH	SB	ATT	PO	A	E	FLD%
2013	.205	39	9	39	9	8	0	0	3	9	17	.436	5	7	16	0	.377	2	1	1	1	10	12	5	.815
2014	.202	65	53	124	32	25	4	0	3	13	38	.306	30	15	53	0	.414	0	8	5	8	66	67	11	.924
2015	.167	58	56	120	14	20	2	1	3	11	33	.275	11	9	34	0	.286	0	9	4	4	85	106	16	.923
2016	.185	32	8	27	10	5	1	0	0	2	6	.222	5	1	7	0	.324	1	1	0	1	8	12	2	.909
TOTAL	.187	194	126	310	65	58	7	1	9	35	94	.303	51	32	110	0	.356	3	19	10	14	169	197	34	.915



## MAISIE STEED

#7 • R/R • INF/OF • SENIOR • POWDER SPRINGS, GA. (HILLGROVE)

**SEC ALL-DEFENSIVE TEAM (1B)** ... In the lead-off spot of an inning, she is hitting .298 with an on-base percentage of .331 ... Hit first homer of the season at the Winthrop Invitational against Winthrop to centerfield to score three runs and put the game away ... Has been Kentucky's lead-off batter in 31 of the 55 games played this season, mostly at the beginning of the season ... Plays the corner outfield spots on defense in addition to her primary role as a first basemen ... Stole two bases vs. New Mexico in the Kajikawa Classic to set a new career high ... Hit home runs in back-to-back games for the second time in her career vs. Winthrop and Indiana (freshman season) ... Had a homer against Arkansas in the Saturday game win.

Category	Season High (Last)	Career High (Last)
At-Bats	4, nine times (vs. Ole Miss, 3/19/16)	5, Miss. State - 3/22/13
Runs	3, twice (at Winthrop, 3/5/16)	3, four times (at Winthrop, 3/5/16)
Hits	2, three times (at San Diego St, 2/18/16)	3, twice, (Ohio - 3/15/15)
RBI	3 at Winthrop (3/6/16)	4, twice, (Ohio - 3/15/15)
Walks	2, vs. Indiana (3/9/16)	3, two times (Alabama - 5/5/13)
Stolen Bases	2 vs. New Mexico (2/14/16)	2, twice (vs. New Mexico - 2/14/16)
Hitting Streak (current)	3 games (0)	7 games (2014)

### CAREER STATS

Year	AVG	GP	GS	AB	R	H	2B	3B	HR	RBI	TB	SLG%	BB	HBP	SO	GDP	OB%	SF	SH	SB	ATT	PO	A	E	FLD%
2013	.189	61	53	148	33	28	6	0	8	19	58	.392	34	4	44	1	.351	2	5	7	8	200	16	13	.943
2014	.211	59	37	95	22	20	3	0	7	15	44	.463	3	1	33	1	.240	1	4	3	7	105	4	0	1.000
2015	.282	57	55	156	25	44	7	0	7	28	72	.462	14	4	31	1	.356	0	5	9	11	361	15	2	.995
2016	.173	54	54	139	28	24	2	0	3	15	35	.252	28	3	26	0	.320	2	2	9	12	343	19	3	.992
TOTAL	.216	231	199	538	108	116	18	0	25	77	209	.388	79	12	134	3	.326	5	16	28	38	1009	54	18	.983



## CHRISTIAN STOKES

#10 • R/R • INF • SENIOR • CHESTERFIELD, S.C. (CHESTERFIELD)

**SEC ALL-DEFENSIVE TEAM (SS)** ... Drafted in the fourth round (26th overall) of the NPF Draft by the ScrapYard Dawgs ... Six home runs on the season, tied with Brooklin Hinz in that category ... Hit three home runs in the Winthrop Invitational, including two against Winthrop in the second game against the Eagles ... Hit the game-winning home run over Arizona State in the finale of the Kajikawa Classic ... Has nine extra-base hits, including back-to-back doubles in the Winthrop Invitational ... Has played primarily at SS, but has also seen time in LF ... Hit the game-winning home run at Marshall in a 1-0 win over the Herd in the top of the seventh inning with two outs.

Category	Season High (Last)	Career High (Last)
At-Bats	4 vs. Missouri (4/16/16)	6, South Carolina - 4/18/15
Runs	2, two times (vs. Winthrop, 3/6/16)	3, three times, (Auburn - 3/21/15)
Hits	2, five times (vs. Ole Miss, 3/18/16)	5, LBSU - 2/19/15
RBI	4, at Arkansas (3/27/16)	4, three times (3/27/16)
Walks	2, twice, at Arkansas (3/25/16)	2, six times. at South Carolina (3/12/16)
Stolen Bases	1, twice (vs. Missouri, 4/16/16)	2, (Pittsburgh - 3/1/14)
Hitting Streak (current)	6 games (2)	8 games (2015)

### CAREER STATS

Year	AVG	GP	GS	AB	R	H	2B	3B	HR	RBI	TB	SLG%	BB	HBP	SO	GDP	OB%	SF	SH	SB	ATT	PO	A	E	FLD%
2013	.252	62	60	155	24	39	4	1	7	29	66	.426	21	6	31	1	.361	1	3	5	5	118	97	17	.927
2014	.279	69	69	197	38	55	13	2	7	22	93	.472	16	7	55	1	.351	2	6	5	8	110	167	12	.958
2015	.299	58	58	187	34	56	9	1	7	24	88	.471	14	7	47	1	.367	2	1	8	9	72	140	9	.959
2016	.270	55	49	126	27	34	7	1	6	23	61	.484	17	6	27	0	.383	0	1	2	4	51	101	12	.927
TOTAL	.277	244	236	665	123	184	33	5	27	98	308	.463	68	26	160	3	.364	5	11	20	26	351	505	50	.945



# KELSEY NUNLEY

#33 • R/R • P • SENIOR • SODDY DAISY, TENN. (SODDY DAISY)

**Pitching:** SEC PITCHER OF THE YEAR ... FIRST TEAM ALL-SEC ... SEC Pitcher of the Week (4/11) ... SEC Pitcher of the Week (4/18) ... USA Softball/ASA Finalist for National Player of the Year ... Selected fifth overall in the first round of the 2016 NPF Draft by the USSSA Pride ... NCAA leader in career innings pitched for an active player with 926.0 ... Had a perfect game going into the bottom of the last inning against Texas Tech, and lost it with one out with a single to left field in the Campbell/Cartier Classic ... Returned to her hometown of Chattanooga to throw a win against the Lady Mocs, and record a new career high for strikeouts with 12 ... Those 12 strikeouts would later be matched in a relief appearance against Charlotte, where she worked six innings and struck out 12 batters ... Has a team-best ERA of 1.28 with a 20-5 record ... Has only allowed 30 earned runs in 32 appearances this season ... Leads Kentucky and the SEC with 188 strikeouts ... Came on to get the first save for Kentucky pitching this season with two outs against Indiana in the top of the seventh ... Had wins in two of the three games in South Carolina, including a shutout in six innings of work, only allowing three hits in the Sunday game ... Came on to pitch 5.1 innings of shutout ball against Marshall and collect her 10th win of the season ... Got the win in the rubber game of the Ole Miss series, pitching 3.2 innings of shutout ball ... Picked up two wins against Arkansas on Friday and Sunday to cap off a weekend road sweep of the Razorbacks ... Struck out 11 Auburn batters in a tough-luck loss on Saturday to the Tigers ... Had two complete-game shutouts on the road at No. 8 LSU on Saturday and Monday, including a bases-loaded strikeout in the sixth inning with the tying run in scoring position ... Got the series-clinching win over Missouri on Sunday two days after pitching UK to a series-opening win over the No. 18 Tigers ... Pitched 6.2 innings in earning the win over No. 4 Alabama in Tuscaloosa, limiting the potent Alabama offense to just five hits in the game ... Recorded win in Battle of the Bluegrass to give UK win over U of L ... Pitched a complete-game shutout against Mississippi State to close out a weekend sweep.

**Hitting:** Hit her first-career home run against the No. 4 Oregon Ducks in an 8-6 win in the Kajikawa Classic ... The home run was the first run scored of the game and put Kentucky on top ... Had a new career-high with two RBI singles against Charlotte in the Winthrop Invitational ... Has six RBIs on the year at the plate, all in games that she has been the pitcher in ... Had an RBI single to score Christian Stokes against South Carolina in the Friday game ... Had a critical 2-RBI single in the Sunday game vs. Ole Miss to make a 4-1 lead a 6-1 lead before she took the circle to get the last six outs of the game ... Had a two-run single in the bottom of the sixth inning against Murray State to open the game up ... Had a game-tying RBI single in the bottom of the seventh to tie Mississippi State in the Friday game to push it to extras, which UK eventually won.

Category	Season High (Last)	Career High (Last)
At-Bats	4 at South Carolina (3/11/16)	4 at South Carolina (3/11/16)
Runs	1, vs. Oregon (2/14/16)	1, two times (vs. Oregon, 2/14/16)
Hits	2, vs. Charlotte (3/5/16)	2, vs. Charlotte (3/5/16)
RBI	2 vs. Ole Miss (3/20/16)	2, twice, last vs. Ole Miss (3/20/16)
Walks	2, vs. Texas Tech (2/20/16)	2, twice, (vs. Texas Tech (2/20/16)
Stolen Bases	-	-
Hitting Streak (current)	3 games (-)	3 games (2016)
Innings	7.1 (at Ohio, 3/29/16)	10, (vs. Oklahoma - 2/7/14)
Strikeouts	12, twice, last vs. Charlotte (3/5/16)	12, twice, last vs. Charlotte (3/5/16)
Wins	20	30, (2014)
Appearances	32	47, (2013)

## CAREER STATS - PITCHING

Year	ERA	W	L	APP	GS	CG	SHO	CBO	SV	IP	H	R	ER	BB	SO	2B	3B	HR	BF	B/AVG	WP	HBP	BK	SFA	SHA
2013	2.14	27	11	47	28	25	3	2	2	268.2	215	102	82	106	193	22	3	16	1167	.215	3	34	0	4	24
2014	1.88	30	11	45	36	31	7	0	1	282.1	226	106	76	97	219	31	4	20	1207	.213	2	31	0	1	19
2015	2.42	14	16	42	30	17	4	3	5	211.0	186	87	73	67	194	32	7	15	920	.229	0	23	2	4	13
2016	1.28	20	5	32	21	12	7	4	1	164.0	106	38	30	47	188	17	4	12	660	.179	1	11	1	0	11
TOTAL	1.97	91	43	166	115	85	21	9	9	926.0	733	333	261	317	794	102	18	63	3954	.212	6	99	3	9	67

## CAREER STATS - HITTING

Year	AVG	GP	GS	AB	R	H	2B	3B	HR	RBI	TB	SLG%	BB	HBP	SO	GDP	OB%	SF	SH	SB	ATT	PO	A	E	FLD%
2013	.333	3	1	3	0	1	0	0	0	0	1	.333	0	0	2	0	.333	0	0	0	0	27	49	4	.950
2014	.000	5	4	3	0	0	0	0	0	0	0	.000	1	0	2	0	.250	0	0	0	0	20	58	4	.951
2015	.130	16	11	23	1	3	1	0	0	4	4	.174	5	0	5	0	.286	0	0	0	0	9	42	5	.911
2016	.268	23	16	41	1	11	1	0	1	12	15	.366	5	0	10	0	.340	1	1	0	0	6	30	1	.973
TOTAL	.214	47	32	70	2	15	2	0	1	16	20	.286	11	0	19	0	.317	1	1	0	0	62	179	14	.945



# MEAGAN PRINCE

#5 • L/L • P • JUNIOR • MARTIN, TENN. (WESTVIEW)

**SEC Pitcher of the Week (3/14)** ... Has thrown an SEC-leading and team-leading three no-hitters this season, with her first-career no-hitter coming on Feb. 20 against South Dakota when she went the distance on no hits with a then-career-high nine strikeouts ... That strikeout personal high of nine would be broken the next weekend, as she struck out 12 Evansville batters as she moved to 7-0 on the season ... Her second no-no of the season came against Winthrop, as she went the distance on eight strikeouts and no walks ... Prince was just one HBP batter away from a perfect game against the Eagles ... Second Kentucky in wins, with 17, and is now 19-4 on the season ... Was just two batters away from a perfect game in her start against Indiana on March 9, let it slip away with an infield single in the top of the seventh and one out in the inning ... Pitched a complete game in the Saturday game of the South Carolina series, allowing just one run on six hits to pick up her 10th win of the season ... Against the Gamecocks, also came into the game in the bottom of the seventh with two on and no outs in a 4-0 game to collect her first save of the season, not allowing a single runner to score and preserve the shutout to cap off the SEC Opening Weekend sweep ... Allowed just one run vs. Ole Miss in the Saturday game of that series, picking up her career-high tying 11th win of the season in just 11 tries - a perfect record in that regard ... Became the first pitcher in the SEC since Kelsi Dunne in 2009 to record three no-hitters in a single season with a no-hitter against NKU ... Picked up her 10th complete game of the season in a road win against Arkansas on Saturday, holding Arkansas to one run ... Earned the win in game two of a doubleheader with Ohio ... Threw a complete-game shutout on the road at No. 8 LSU on Sunday to clinch the series win on the road of a top-10 SEC team ... Threw her fifth complete-gamer shutout of the season at WU on April 20, only allowing one hit in the game ... Had wins over Mississippi State in extra innings on Friday night and also on Saturday afternoon, throwing six scoreless innings ... Started the SEC Tournament quarterfinal game with LSU.

Category	Season High (Last)	Career High (Last)
At-Bats		-
Runs		-
Hits		-
RBI		-
Walks		-
Stolen Bases		-
Hitting Streak (current)		-
Innings	9.0 vs. Auburn (4/3/16)	9.0 vs. Auburn (4/3/16)
Strikeouts	12, vs. Evansville, 2/28/16	12, vs. Evansville, 2/28/16
Wins	19	19, 2016
Appearances	29	29, 2016

## CAREER STATS - PITCHING

Year	ERA	W	L	APP	GS	CG	SHO	CBO	SV	IP	H	R	ER	BB	SO	2B	3B	HR	BF	B/AVG	WP	HBP	BK	SFA	SHA
2014	3.47	8	4	21	8	1	0	1	1	70.2	81	43	35	25	61	11	0	8	328	.283	4	9	2	0	8
2015	3.43	13	8	27	17	5	1	3	1	104.0	104	55	51	39	86	15	2	5	462	.257	3	11	1	2	6
2016	1.80	19	5	29	22	13	5	3	2	144.0	109	47	37	36	115	12	0	8	588	.204	4	7	1	1	9
TOTAL	2.70	40	17	77	47	19	6	7	4	318.2	294	145	123	100	262	38	2	21	1378	.240	11	27	4	3	23



# ERIN RETHLAKE

#8 • L/L • P/INF • SOPHOMORE • HUNTINGTON, IND. (HUNTINGTON NORTH)

**Hitting:** Currently batting .127, but has improved at the plate in recent games, including a three-hit performance at the Winthrop Invitational ... Has came around to score all six times that she has been on base as a pinch runner this season ... Came in to pinch run in the game against Lehigh ... Excellent baserunner with smarts and speed on the basepaths.

**Pitching:** Threw her first-career no-hitter against Lipscomb to kick off the 2016 Frost Classic for Kentucky ... She went the distance striking out a season, and career-high 14 batters in the game ... Rethlake's 14 strikeouts against Lipscomb is the highest strikeout total for all of Kentucky pitching this season ... Has a 1-2 record with a win against Lipscomb, and two losses against Charlotte and Oregon State ... Has not allowed a run in her last four appearances in the circle.

Category	Season High (Last)	Career High (Last)
At-Bats	4, vs. California 2/19/16	2, twice (4, vs. California 2/19/16)
Runs	1, five times (vs. Lehigh, 3/4/16)	1, nine times, (vs. Lehigh, 3/4/16)
Hits	2, vs. Albany (3/4/16)	2, twice (vs. Albany - 3/4/16)
RBI	-	2, vs. Ball State - 5/16/15
Walks	1, five times (at South Carolina, 3/12/16)	2, vs. Ohio - 3/14/15
Stolen Bases	1, twice (vs. Lehigh 3/4/16)	-
Hitting Streak (current)	1 game (0)	2 games (2015)
Innings	7, vs. Lipscomb - 2/26/16	7, twice, vs. Lipscomb (2/28/16)
Strikeouts	14 vs. Lipscomb - 2/26/16	14 vs. Lipscomb, 2/16/16
Wins	1	-
Appearances	4-	-

## CAREER STATS - PITCHING

Year	ERA	W	L	APP	GS	CG	SHO	CBO	SV	IP	H	R	ER	BB	SO	2B	3B	HR	BF	B/AVG	WP	HBP	BK	SFA	SHA
2015	2.85	4	1	22	4	1	0	2	1	51.2	48	24	21	26	41	13	1	5	231	.244	2	6	1	0	2
2016	6.19	1	2	6	3	1	1	1	0	16.0	13	13	11	822	3	0	2	77	.206	25	0	1	0		
TOTAL	4.26	5	3	28	7	2	1	3	1	67.2	61	37	32	34	63	16	1	7	308	.235	4	11	1	1	2

## CAREER STATS - HITTING

Year	AVG	GP	GS	AB	R	H	2B	3B	HR	RBI	TB	SLG%	BB	HBP	SO	GDP	OB%	SF	SH	SB	ATT	PO	A	E	FLD%
2015	.115	33	17	52	4	6	2	0	0	4	8	.154	4	1	21	0	.193	0	0	0	14	8	1	.957	
2016	.127	46	18	55	8	7	0	0	0	2	7	.127	7	0	11	0	.226	0	3	3	3	18	8	0	1.000
TOTAL	.121	79	35	107	12	13	2	0	0	6	15	.140	11	1	32	0	.210	0	3	3	3	32	16	1	.980



# SHANNON SMITH

#3 • R/R • P • JUNIOR • MILFORD, MASS. (MILFORD)

Threw her first-career no-hitter against Albany in the Winthrop Invitational on March 4 ... In that game, she went the full five innings, striking out a career-high 12 batters ... Has struck out 72 batters this season in her 14 appearances in the circle for the Wildcats ... Has not allowed more than four hits in a single appearance this season ... Has only allowed seven extra-base hits ... Has allowed 22 total hits in 13 appearances ... Started the Friday night SEC opener against South Carolina allowing two runs in 2.2 innings of work, while striking out two batters ... Started the rubber game of the Ole Miss series on Sunday, going 3.1 innings allowing just one run on four hits with seven strikeouts, and four of them looking ... Started the game vs. Murray State, throwing five scoreless innings on four hits.

Category	Season High (Last)	Career High (Last)
At-Bats	-	-
Runs	-	-
Hits	-	-
RBI	-	-
Walks	-	-
Stolen Bases	-	-
Hitting Streak (current)	-	-
Innings	6.2 vs. San Diego (2/18/16)	7, (vs. George Washington - 2/8/14)
Strikeouts	12 vs. Albany (3/4/16)	12 vs. Albany (3/4/16)
Wins	3	3, Current
Appearances	14	14, Current

## CAREER STATS - PITCHING

Year	ERA	W	L	APP	GS	CG	SHO	CBO	SV	IP	H	R	ER	BB	SO	2B	3B	HR	BF	B/AVG	WP	HBP	BK	SFA	SHA
2014	2.93	2	3	13	7	1	1	1	1	40.2	31	18	17	37	45	8	0	4	190	.214	6	4	0	0	4
2015	3.23	1	1	10	7	0	0	2	0	26.0	26	15	12	19	35	4	0	3	126	.257	0	3	0	0	3
2016	2.36	3	0	14	9	3	1	0	0	42.0	22	21	11	34	72	5	0	5	187	.147	2	3	0	0	0
TOTAL	3.31	6	4	37	23	4	2	3	1	108.2	79	54	40	90	152	17	0	12	503	.199	8	10	0	0	7

# FRESHMAN



## ABBEY CHEEK

#11 • R/R • INF • FRESHMAN • INMAN, S.C. (CHAPMAN)

**SEC ALL-FRESHMAN TEAM (DP/UTL) ... SEC Freshman of the Week (3/7) ...** Kentucky's highest-rated freshman in the Class of 2016 coming out of high school ... Leads Kentucky in RBIs with 49 on the season ... Has nine home runs, including a grand slam against No. 4 Oregon at the Kajikawa Classic ... Has 19 extra-base hits on the season, including two triples ... Has drawn 17 walks, including three vs. South Carolina in the weekend series ... Had a go-ahead homer against Arkansas to put UK up 5-4 and plate herself as the game-winning run to secure the series sweep ... Hit the game-winning 3-run home run at Ohio in the second game of a doubleheader in Athens ... Had the go-ahead HR in the bottom of the sixth inning vs. ECU to put UK up 2-1 after trailing 1-0 ... Had three game-winning home runs last week - vs. ECU and Friday/Sunday vs. Missouri ... Of her four home runs in week 10 of the season, three hit off the videoboard at John Cropp Stadium ... Has scored five runs in the last five games ... Had the game-winning double in the fifth inning to give UK a 3-2 win over No. 4 Alabama ... RBI against Louisville to tie the game in the seventh inning.

Category	Season High (Last)	Career High (Last)
At-Bats	4, eight times (at Alabama, 4/22/16)	-
Runs	2, 10 times (vs. Mizzou, 4/15/16)	-
Hits	3, vs. Lehigh (3/4/16)	-
RBI	4, five times (vs. Mizzou, 4/15/16)	-
Walks	2, at South Carolina (3/13/16)	-
Stolen Bases	1, four times, (at Arkansas, 3/26/16)	-
Hitting Streak (current)	12 games (0)	-

### CAREER STATS

Year	AVG	GP	GS	AB	R	H	2B	3B	HR	RBI	TB	SLG%	BB	HBP	SO	GDP	OB%	SF	SH	SB	ATT	PO	A	E	FLD%
2016	.327	55	55	156	39	51	8	2	9	49	90	.577	17	5	26	4	.403	3	1	4	7	83	55	5	.965
TOTAL	.327	55	55	156	39	51	8	2	9	49	90	.577	17	5	26	4	.403	3	1	4	7	83	55	5	.965



## KELSEE HENSON

#19 • L/R • OF • FRESHMAN • PADUCAH, KY. (McCRACKEN CO.)

Hit a 3-run home run against New Mexico on the first pitch that she saw in her first appearance in the box at the Kajikawa Classic ... Has one start in her career, against San Diego State in the Campbell/Cartier Classic ... Has four hits in 12 at-bats this season, with all four hits coming in a pinch-hit variety ... Has six RBI, and is batting .294 with runners in scoring position this season ... Got a pinch hit at-bat vs. Missouri in on 4/16.

Category	Season High (Last)	Career High (Last)
At-Bats	2, two times (at SDSU - 2/18/16)	-
Runs	1, two times (South Dakota - 2/20/16)	-
Hits	1, four times (Evansville, 2/28/16)	-
RBI	3 vs. New Mexico (2/14/16)	-
Walks	1, vs. Miami OH, 2/26/16)	-
Stolen Bases	-	-
Hitting Streak (current)	2 (0)	-

### CAREER STATS

Year	AVG	GP	GS	AB	R	H	2B	3B	HR	RBI	TB	SLG%	BB	HBP	SO	GDP	OB%	SF	SH	SB	ATT	PO	A	E	FLD%
2016	.357	14	2	14	2	5	1	0	1	6	9	.643	1	0	4	0	.400	0	1	0	0	0	0	0	.000
TOTAL	.357	14	2	14	2	5	1	0	1	6	9	.643	1	0	4	0	.400	0	1	0	0	0	0	0	.000







# SARAH RAINWATER

#1 • R/R • OF • FRESHMAN • NICHOLASVILLE, KY. (EAST JESSAMINE)

Fantastic defensive outfielder that can play all three outfield positions ... Extremely good with her glove and speed in the field ... Has appeared in 50 of 55 games this season, scoring 12 runs and collecting two hits ... Also has a walk ... Scored two runs against Mizzou.

Category	Season High (Last)	Career High (Last)
At-Bats	2, three times, last at Arkansas (3/26/16)	-
Runs	1, 12 times, vs. Missouri (3/17/16)	-
Hits	1, twice, last vs. Ole Miss (3/20/16)	-
RBI	-	-
Walks	1, vs. Eastern Illinois - 2/27/16	-
Stolen Bases	1, at South Carolina - 3/12/16	-
Hitting Streak (current)	2 games (0)	-

## CAREER STATS

Year	AVG	GP	GS	AB	R	H	2B	3B	HR	RBI	TB	SLG%	BB	HBP	SO	GDP	OB%	SF	SH	SB	ATT	PO	A	E	FLD%
2016	.250	50	13	8	12	2	0	0	0	0	2	.250	2	0	2	0	.400	0	0	1	1	10	1	1	.917
TOTAL	.250	50	13	8	12	2	0	0	0	0	2	.250	2	0	2	0	.400	0	0	1	1	10	1	1	.917



# KATIE REED

#23 • R/R • INF • FRESHMAN • ST. LOUIS, MO. (OAKVILLE)

**SEC Freshman of the Week (2/22)** ... Fourth on Kentucky in hitting with a .316 average and a .445 on-base percentage ... Started her career on an 18-game hitting streak, breaking Kara Dill's school-record 15-game hitting streak set back in 2013 ... Was named SEC Freshman of the Week on Feb. 22 after hitting her first three homers of her career in the Campbell/Cartier Classic ... Has five doubles on the season to lead all Kentucky hitters ... Hit two home runs vs. San Diego State in a 5-2 win over the Aztecs ... Has 12 multi-hit games this season ... Had a season-high three runs scored in the Opening Day contest with No. 25 Notre Dame ... Launched an RBI double in the bottom of the seventh inning to score UK's run against LSU in the SEC Tournament quarterfinals.

Category	Season High (Last)	Career High (Last)
At-Bats	4, eight games, last at South Carolina (3/12/16)	-
Runs	3, vs. Notre Dame (2/12/16)	-
Hits	3, three times, (at South Carolina, 3/11/16)	-
RBI	3, at San Diego State (2/18/16)	-
Walks	2, twice, last at Arkansas (3/12/16)	-
Stolen Bases	1, 11 times, last at Alabama (3/26/16)	-
Hitting Streak (current)	18 games** (school record) (1)	-

## CAREER STATS

Year	AVG	GP	GS	AB	R	H	2B	3B	HR	RBI	TB	SLG%	BB	HBP	SO	GDP	OB%	SF	SH	SB	ATT	PO	A	E	FLD%
2016	.316	55	55	155	32	49	7	2	3	19	69	.445	15	3	25	0	.381	3	5	11	13	80	80	6	.964
TOTAL	.316	55	55	155	32	49	7	2	3	19	69	.445	15	3	25	0	.381	3	5	11	13	80	80	6	.964



# JENNY SCHAPER

#6 • R/R • C • FRESHMAN • ST. LOUIS, MO. (LUTHERAN)

Has started a majority of games behind the plate for Kentucky ... Will catch most - if not all - of Kelsey Nunley's games this season ... Has 28 hits on the season, including seven doubles ... Four doubles have been RBI-doubles, coming against Winthrop, Murray State, Oregon in the Kajikawa Classic and then South Carolina in the SEC Opening Weekend ... Her double against Oregon scored the game-winning run over the fourth-ranked Ducks ... Scored an RBI double in Saturday's 5-2 win against South Carolina ... Scored her first career home run at Arkansas on Friday afternoon, on a weekend when she scored an .875 batting average over the weekend ... Hit a home run, her second of the season against Missouri on Friday night to left field ... Hit her second HR in four games at WKU on Wednesday night to LF.

Category	Season High (Last)	Career High (Last)
At-Bats	4 at Arkansas, (3/27/16)	-
Runs	1, eight times, vs. WKU (4/20/16)	-
Hits	2, three times, last at Arkansas (2/27/16)	-
RBI	2, four times, last at WKU (4/20/16)	-
Walks	1, 14 times, at Alabama (4/22/16)	-
Stolen Bases	-	-
Hitting Streak (current)	3 games (1)	-

## CAREER STATS

Year	AVG	GP	GS	AB	R	H	2B	3B	HR	RBI	TB	SLG%	BB	HBP	SO	GDP	OB%	SF	SH	SB	ATT	PO	A	E	FLD%
2016	.267	52	42	105	10	28	7	0	3	18	44	.419	17	2	18	0	.376	1	2	0	0	368	19	3	.992
TOTAL	.267	52	42	105	10	28	7	0	3	18	44	.419	17	2	18	0	.376	1	2	0	0	368	19	3	.992

2016 Kentucky Softball  
 Statistics Summary for Kentucky (as of May 12, 2016)  
 (All games)

Record: 43-12 Home: 11-5 Away: 18-3 Neutral: 14-4 SEC: 17-7

Date	Opponent	Score	Player	avg	gp-gs	ab	r	h	2b	3b	hr	rbi	bb	hbp	so	sb-att
%2/12	vs #25 Notre Dame	w 10-7	Sylver Samuel	.348	55-55	158	22	55	1	1	0	6	5	3	12	21-26
%2/12	vs Oregon State	L 0-8	Abbey Cheek	.327	55-55	156	39	51	8	2	9	49	17	5	26	4-7
%2/13	vs #4 Oregon	w 8-6	Katie Reed	.316	55-55	155	32	49	7	2	3	19	15	3	25	11-13
%2/14	vs New Mexico	w 15-6	Brooklin Hinz	.302	51-47	129	22	39	11	0	7	34	10	6	14	1-2
%2/15	vs #20 Utah	w 1-0	Nikki Sagermann	.291	53-53	127	31	37	5	1	6	22	34	1	19	4-4
%2/15	at #22 Arizona State	w 5-3	Christian Stokes	.270	55-49	126	27	34	7	1	6	23	17	6	27	2-4
@2/18	vs San Diego	w 5-1	Jenny Schaper	.267	52-42	105	10	28	7	0	3	18	17	2	18	0-0
@2/18	vs San Diego State	w 5-1	Breanne Ray	.205	42-31	83	4	17	5	0	2	14	4	3	10	0-0
@2/19	vs #22 California	L 1-5	Maisie Steed	.173	54-54	139	28	24	2	0	3	15	28	3	26	9-12
@2/20	vs South Dakota	w 10-0	Erin Rethlake	.127	46-18	55	8	7	0	0	0	2	7	0	11	3-3
@2/20	vs Texas Tech	w 10-0	-----													
#2/26	vs Lipscomb	w 4-0	Stephanie Martino	1.000	2-0	1	1	1	0	0	0	1	1	0	0	0-0
#2/26	vs Miami (OH)	w 8-0	Haley Andrus	.667	3-0	3	0	2	0	0	0	1	0	0	0	0-0
#2/27	vs Eastern Illinois	w 9-1	Kelsee Henson	.357	14-2	14	2	5	1	0	1	6	1	0	4	0-0
#2/27	at UT Chattanooga	w 6-2	Kelsey Nunley	.268	23-16	41	1	11	1	0	1	12	5	0	10	0-0
#2/28	vs Evansville	w 7-1	Sarah Rainwater	.250	50-13	8	12	2	0	0	0	0	2	0	2	1-1
!3/4	vs Albany	w 8-0	Rachael Metzger	.200	29-13	30	0	6	2	0	0	3	3	3	5	0-0
!3/4	vs Lehigh	w 7-1	Ansley Smith	.185	33-8	27	10	5	1	0	0	2	5	1	7	0-1
!3/5	vs Charlotte	L 3-5	Hannah Huffman	.000	31-0	2	15	0	0	0	0	0	0	1	0	4-4
!3/5	at Winthrop	w 11-0	Madison Kearschner	.000	1-0	0	0	0	0	0	0	0	0	0	0	0-0
!3/6	at Winthrop	w 8-0	Meagan Prince	.000	1-1	0	0	0	0	0	0	0	0	0	0	0-0
3/9	INDIANA	w 3-1	Totals	.274	55	1359	264	373	58	7	41	227	171	37	216	60-77
*3/11	at South Carolina	w 8-2	Opponents	.187	55	1338	119	250	37	4	27	102	125	26	397	48-59
*3/12	at South Carolina	w 5-1														
*3/13	at South Carolina	w 4-0														
3/16	at Marshall	w 1-0														
*3/18	OLE MISS	L 1-3														
*3/19	OLE MISS	w 3-1	Player	era	w-l	app	gs	cg	sh	sv	ip	h	r	er	bb	so
*3/20	OLE MISS	w 6-2	Kelsey Nunley	1.28	20-5	32	21	12	7	1	164.0	106	38	30	47	188
3/22	NORTHERN KENTUCKY	w 9-0	Meagan Prince	1.80	19-5	29	22	13	5	2	144.0	109	47	37	36	115
3/23	MURRAY ST.	w 6-1	-----													
*3/25	at Arkansas	w 9-0	Shannon Smith	1.83	3-0	14	9	3	1	0	42.0	22	21	11	34	72
*3/26	at Arkansas	w 7-1	Erin Rethlake	4.81	1-2	6	3	1	1	0	16.0	13	13	11	8	22
*3/27	at Arkansas	w 12-4	Totals	1.70	43-12	55	55	29	18	3	366.0	250	119	89	125	397
3/29	at Ohio	L 0-1	Opponents	4.50	12-43	55	55	27	4	1	350.1	373	264	225	171	216
3/29	at Ohio	w 3-1														
*4/1	#3 AUBURN	L 0-9														
*4/2	#3 AUBURN	L 5-6														
*4/3	#3 AUBURN	L 1-3														
*4/9	at #8 LSU	w 1-0														
*4/10	at #8 LSU	w 3-0	Score by innings			1	2	3	4	5	6	7	8	9	Total	
*4/11	at #8 LSU	w 2-0	Kentucky			55	34	43	38	47	28	16	2	1	264	
4/13	EASTERN KENTUCKY	w 2-1	Opponents			19	7	27	19	19	16	8	2	2	119	
*4/15	#18 MISSOURI	w 7-6														
*4/16	#18 MISSOURI	L 2-9														
*4/17	#18 MISSOURI	w 3-2														
4/20	at WKU	w 5-0														
*4/22	at #4 Alabama	w 3-2														
*4/23	at #4 Alabama	L 1-7														
*4/24	at #4 Alabama	L 0-3														
4/27	at Louisville	w 2-1														
*5/6	MISSISSIPPI STATE	w 3-2														
*5/7	MISSISSIPPI STATE	w 1-0														
*5/8	MISSISSIPPI STATE	w 4-0														
^5/12	vs #13 LSU	L 1-3														

LOB - Team (296), Opp (295). DPs turned - Team (10), Opp (16). CI - Team (1), Metzger,R 1. Picked off - Rainwater 1.

PB - Team (3), Schaper 2, Metzger,R 1, Opp (14). Pickoffs - Team (0), Opp (1). SBA/ATT - Schaper (41-50), Nunley,K (21-22), Smith,S (12-17), Prince,M (12-17), Metzger,R (7-9), Rethlake,E (3-3).

Win-loss breakouts: Day 33-8; Night 10-4; vs Left 6-1; vs Right 37-11;  
 1-run games 10-2; 2-run games 6-4; 5+run games 17-4; Extra inns 3-2; Shutouts 18-4.  
 Current streak: Lost 1; Longest winning streak: 9; Longest losing streak: 3.  
 Attendance: Home 17138 (avg 1071); Away 31549 (avg 808); Total 48687 (avg 885).

- \* = Conference game
- % = Kajikawa Classic (Tempe, Ariz.)
- @ = Campbell/Cartier Classic
- # = Frost Classic (Chattanooga, Tenn.)
- ! = Winthrop Invite (Rock Hill, S.C.)
- ^ = SEC Tournament (Starkville, Miss.)

2016 Kentucky Softball  
Overall Statistics for Kentucky (as of May 12, 2016)  
(All games Sorted by Batting avg)

Record: 43-12 Home: 11-5 Away: 18-3 Neutral: 14-4 SEC: 17-7

Player	avg	gp-gs	ab	r	h	2b	3b	hr	rbi	tb	slg%	bb	hp	so	gdp	ob%	sf	sh	sb-att	po	a	e	fld%	
Sylver Samuel	.348	55-55	158	22	55	1	1	0	6	58	.367	5	3	12	0	.380	0	7	21-26	30	1	2	.939	
Abbey Cheek	.327	55-55	156	39	51	8	2	9	49	90	.577	17	5	26	4	.403	3	1	4-7	83	55	5	.965	
Katie Reed	.316	55-55	155	32	49	7	2	3	19	69	.445	15	3	25	0	.381	3	5	11-13	80	80	6	.964	
Brooklin Hinz	.302	51-47	129	22	39	11	0	7	34	71	.550	10	6	14	0	.377	1	3	1-2	18	2	1	.952	
Nikki Sagermann	.291	53-53	127	31	37	5	1	6	22	62	.488	34	1	19	4	.442	1	1	4-4	20	78	6	.942	
Christian Stokes	.270	55-49	126	27	34	7	1	6	23	61	.484	17	6	27	0	.383	0	1	2-4	51	101	12	.927	
Jenny Schaper	.267	52-42	105	10	28	7	0	3	18	44	.419	17	2	18	0	.376	1	2	0-0	368	19	3	.992	
Breanne Ray	.205	42-31	83	4	17	5	0	2	14	28	.337	4	3	10	0	.261	2	1	0-0	9	1	2	.833	
Maisie Steed	.173	54-54	139	28	24	2	0	3	15	35	.252	28	3	26	0	.320	2	2	9-12	343	19	3	.992	
Erin Rethlake	.127	46-18	55	8	7	0	0	0	2	7	.127	7	0	11	0	.226	0	3	3-3	18	8	0	1.000	
-----																								
Stephanie Martino	1.000	2-0	1	1	1	0	0	0	1	1	1.000	1	0	0	0	1.000	0	0	0-0	0	1	0	1.000	
Haley Andrus	.667	3-0	3	0	2	0	0	0	1	2	.667	0	0	0	0	.667	0	0	0-0	0	0	0	.000	
Kelsee Henson	.357	14-2	14	2	5	1	0	1	6	9	.643	1	0	4	0	.400	0	1	0-0	0	0	0	.000	
Kelsey Nunley	.268	23-16	41	1	11	1	0	1	12	15	.366	5	0	10	0	.340	1	1	0-0	6	30	1	.973	
Sarah Rainwater	.250	50-13	8	12	2	0	0	0	0	2	.250	2	0	2	0	.400	0	0	1-1	10	1	1	.917	
Rachael Metzger	.200	29-13	30	0	6	2	0	0	3	8	.267	3	3	5	0	.324	1	1	0-0	51	3	2	.964	
Ansley Smith	.185	33-8	27	10	5	1	0	0	2	6	.222	5	1	7	0	.324	1	1	0-1	8	12	2	.909	
Hannah Huffman	.000	31-0	2	15	0	0	0	0	0	0	.000	0	1	0	0	.333	0	0	4-4	0	0	0	.000	
Meagan Prince	.000	1-1	0	0	0	0	0	0	0	0	.000	0	0	0	0	.000	0	0	0-0	3	33	5	.878	
Madison Kearschner	.000	1-0	0	0	0	0	0	0	0	0	.000	0	0	0	0	.000	0	0	0-0	0	0	0	.000	
Totals	.274	55	1359	264	373	58	7	41	227	568	.418	171	37	216	8	.367	16	30	60-77	1098	452	53	.967	
Opponents	.187	55	1338	119	250	37	4	27	102	376	.281	125	26	397	5	.269	2	20	48-59	1051	429	56	.964	

LOB - Team (296), Opp (295). DPs turned - Team (10), Opp (16). CI - Team (1), Metzger,R 1. Picked off - Rainwater 1.

(All games Sorted by Earned run avg)

Player	era	w-l	app	gs	cg	sho	sv	ip	h	r	er	bb	so	2b	3b	hr	b/avg	wp	hp	bk	sfa	sha		
Kelsey Nunley	1.28	20-5	32	21	12	7/4	1	164.0	106	38	30	47	188	17	4	12	.179	1	11	1	0	11		
Meagan Prince	1.80	19-5	29	22	13	5/3	2	144.0	109	47	37	36	115	12	0	8	.204	4	7	1	1	9		
-----																								
Shannon Smith	1.83	3-0	14	9	3	1/0	0	42.0	22	21	11	34	72	5	0	5	.147	2	3	0	0	0		
Erin Rethlake	4.81	1-2	6	3	1	1/1	0	16.0	13	13	11	8	22	3	0	2	.206	2	5	0	1	0		
Totals	1.70	43-12	55	55	29	18/4	3	366.0	250	119	89	125	397	37	4	27	.187	9	26	2	2	20		
Opponents	4.50	12-43	55	55	27	4/0	1	350.1	373	264	225	171	216	58	7	41	.274	39	37	1	16	30		

PB - Team (3), Schaper 2, Metzger,R 1, Opp (14). Pickoffs - Team (0), Opp (1). SBA/ATT - Schaper (41-50), Nunley,K (21-22), Smith,S (12-17), Prince,M (12-17), Metzger,R (7-9), Rethlake,E (3-3).

2016 Kentucky Softball  
Overall Statistics for Kentucky (as of May 12, 2016)  
(All games Sorted by Fielding pct)

Player	c	po	a	e	fld%	dp	sba	csb	sba%	pb	ci
Erin Rethlake	26	18	8	0	1.000	0	3	0	1.000	0	0
Stephanie Martino	1	0	1	0	1.000	0	0	0	.000	0	0
Jenny Schaper	390	368	19	3	.992	1	41	9	.820	2	0
Maisie Steed	365	343	19	3	.992	7	0	0	.000	0	0
Kelsey Nunley	37	6	30	1	.973	0	21	1	.955	0	0
Abbey Cheek	143	83	55	5	.965	1	0	0	.000	0	0
Rachael Metzger	56	51	3	2	.964	0	7	2	.778	1	1
Katie Reed	166	80	80	6	.964	8	0	0	.000	0	0
Brooklin Hinz	21	18	2	1	.952	1	0	0	.000	0	0
Nikki Sagermann	104	20	78	6	.942	0	0	0	.000	0	0
Sylver Samuel	33	30	1	2	.939	0	0	0	.000	0	0
Christian Stokes	164	51	101	12	.927	4	0	0	.000	0	0
Sarah Rainwater	12	10	1	1	.917	0	0	0	.000	0	0
Ansley Smith	22	8	12	2	.909	0	0	0	.000	0	0
Meagan Prince	41	3	33	5	.878	0	12	5	.706	0	0
Breanne Ray	12	9	1	2	.833	1	0	0	.000	0	0
Shannon Smith	10	0	8	2	.800	0	12	5	.706	0	0
Hannah Huffman	0	0	0	0	.000	0	0	0	.000	0	0
Kelsee Henson	0	0	0	0	.000	0	0	0	.000	0	0
Madison Kearschner	0	0	0	0	.000	0	0	0	.000	0	0
Haley Andrus	0	0	0	0	.000	0	0	0	.000	0	0
Totals	1603	1098	452	53	.967	10	48	11	.814	3	1
Opponents	1536	1051	429	56	.964	16	60	17	.779	14	0

Hitting minimums - 1 Games 0.8 AB/Game  
Pitching minimums - 1 Games 1.0 IP/Game

2016 Kentucky Softball  
Team Game-by-Game for Kentucky (as of May 12, 2016)  
Batting (All games)

Date	Opponent	ab	r	h	rbi	2b	3b	hr	tb	bb	ibb	sb	cs	hbp	sac	sf	gdp	k	po	a	e	lob	avg
Feb 12	vs Notre Dame	26	10	9	9	2	0	1	14	8	0	0	0	1	0	2	0	4	21	7	2	9	.346
Feb 12	vs Oregon State	20	0	2	0	0	0	0	2	1	0	0	0	1	0	0	0	5	17	5	3	4	.239
Feb 13	vs Oregon	29	8	8	8	2	0	2	16	4	0	1	0	1	0	0	0	9	21	7	2	5	.253
Feb 14	vs New Mexico	29	15	15	14	3	0	2	24	3	0	3	1	2	0	0	0	1	15	12	0	4	.327
Feb 15	vs Utah	22	1	5	0	0	0	0	5	1	0	1	0	0	1	0	0	7	21	5	1	4	.310
Feb 15	at Arizona State	26	5	9	4	1	0	1	13	1	0	1	0	0	1	1	1	2	21	10	0	3	.316
Feb 18	vs San Diego	25	5	9	5	2	1	0	13	3	0	1	1	1	0	0	0	4	20	7	1	6	.322
02-18-16	vs San Diego State	29	5	10	5	0	0	3	19	0	0	1	0	0	1	0	0	3	21	10	3	4	.325
Feb 19	vs California	24	1	5	1	0	0	0	5	3	0	0	0	1	1	0	0	5	21	11	3	7	.313
Feb 20	vs South Dakota	23	10	10	9	3	0	1	16	5	0	1	0	1	0	1	0	0	15	4	1	5	.324
Feb 20	vs Texas Tech	22	10	10	9	0	0	1	13	5	0	0	0	0	0	0	0	2	15	3	0	5	.335
Feb 26	vs Lipscomb	20	4	5	4	0	0	2	11	2	0	1	2	2	0	0	0	7	21	6	1	2	.329
Feb 26	vs Miami (OH)	25	8	9	6	1	1	1	15	5	0	0	0	0	0	1	0	2	18	9	0	7	.331
Feb 27	vs Eastern Illinois	22	9	11	8	4	0	0	15	3	0	1	2	1	0	0	0	3	15	2	1	4	.342
Feb 27	at UT Chattanooga	28	6	7	4	0	1	1	12	2	0	2	0	1	1	1	0	2	21	5	1	6	.335
Feb 28	vs Evansville	31	7	10	6	2	1	0	14	1	0	5	0	0	1	0	0	5	21	7	0	5	.334
Mar 04	vs Albany	19	8	8	8	1	0	2	15	7	0	3	0	1	1	1	0	2	15	0	0	8	.338
Mar 04	vs Lehigh	30	7	12	7	1	0	0	13	2	0	4	1	1	2	0	0	2	21	9	0	7	.342
Mar 05	vs Charlotte	28	3	7	3	1	1	0	10	2	0	0	0	0	0	0	0	3	21	1	2	6	.337
Mar 05	at Winthrop	19	11	8	9	3	0	2	17	6	0	2	0	2	2	2	0	2	15	6	0	5	.340
Mar 06	at Winthrop	16	8	6	5	3	0	1	12	4	0	1	1	0	2	0	0	4	15	7	1	2	.341
Mar 09	INDIANA	23	3	5	1	1	0	1	9	6	0	3	0	0	0	0	0	6	21	7	0	8	.336
*3/11/2016	at South Carolina	32	8	11	4	2	0	0	13	3	0	2	0	0	0	0	1	1	21	7	1	6	.336
*3/12/2016	at South Carolina	27	5	5	4	1	0	0	6	8	0	3	0	0	0	0	0	7	21	17	2	9	.329
*3/13/2016	at South Carolina	23	4	8	3	2	0	0	10	4	0	1	0	4	3	1	1	0	21	8	0	10	.330
Mar 16	at Marshall	23	1	4	1	0	0	1	7	0	0	1	0	0	1	0	0	4	21	9	0	2	.324
*Mar 18	OLE MISS	23	1	4	1	0	0	0	4	1	0	0	0	1	0	0	1	3	21	5	0	3	.319
*Mar 19	OLE MISS	24	3	7	3	0	0	0	7	2	0	1	0	1	1	0	0	2	21	14	2	7	.318
*Mar 20	OLE MISS	21	6	8	6	1	0	2	15	5	0	0	1	0	2	1	0	3	21	9	0	5	.320
Mar 22	NORTHERN KENTUCK	20	9	11	8	1	0	1	15	1	0	2	0	0	1	1	0	1	15	7	1	2	.326
Mar 23	MURRAY ST.	23	6	5	5	1	0	1	9	2	0	1	0	1	1	0	0	0	21	5	0	3	.323
*Mar 25	at Arkansas	23	9	9	9	4	0	1	16	5	0	0	1	0	0	0	0	2	15	1	0	4	.325
*Mar 26	at Arkansas	26	7	8	6	2	1	1	15	7	0	5	1	0	1	0	1	6	21	10	0	6	.325
*Mar 27	at Arkansas	26	12	12	12	0	1	2	20	8	0	2	3	2	1	2	0	1	21	7	3	6	.329
Mar 29	at Ohio	25	0	1	0	1	0	0	2	0	0	0	0	1	0	0	0	11	23	11	1	2	.320
Mar 29	at Ohio	26	3	6	3	0	0	1	9	3	0	0	1	0	0	0	0	6	21	10	0	5	.318
*Apr 01	AUBURN	17	0	2	0	0	0	0	2	2	0	0	0	0	0	0	0	1	15	6	1	4	.314
*Apr 02	AUBURN	23	5	3	3	2	0	0	5	4	0	0	0	0	1	1	1	7	21	6	3	3	.309
*Apr 03	AUBURN	34	1	6	1	1	0	0	7	3	0	0	0	0	0	0	1	3	27	18	2	9	.305
*Apr 09	at LSU	23	1	1	1	0	0	0	1	3	0	0	0	3	0	0	0	10	21	5	1	7	.298
*Apr 10	at LSU	27	3	6	3	0	0	0	6	1	0	0	0	1	0	0	0	4	21	14	1	5	.296
*Apr 11	at LSU	23	2	2	1	0	0	0	2	6	0	1	0	2	0	0	0	6	21	12	0	8	.292
Apr 13	EASTERN KENTUCKY	23	2	5	2	1	0	1	9	3	0	1	0	0	0	0	0	5	21	10	0	6	.290
*Apr 15	MISSOURI	25	7	8	6	0	0	4	20	2	0	3	0	0	0	0	0	4	21	13	1	2	.291
*Apr 16	MISSOURI	30	2	9	1	1	0	0	10	3	0	0	0	0	0	0	0	6	21	16	6	10	.291
*Apr 17	MISSOURI	19	3	4	3	0	0	2	10	3	0	0	0	1	1	1	0	3	21	5	1	3	.290
Apr 20	at WKU	26	5	5	4	0	0	1	8	3	0	0	0	1	0	0	0	4	21	7	1	4	.287
*Apr 22	at Alabama	27	3	6	3	1	0	1	10	2	0	1	0	0	1	0	0	7	21	7	1	6	.286
*Apr 23	at Alabama	25	1	4	1	1	0	0	5	1	0	2	0	2	0	0	0	7	18	12	1	6	.283
*Apr 24	at Alabama	25	0	4	0	0	0	0	4	0	0	1	0	0	0	0	0	1	18	5	1	4	.281
Apr 27	at Louisville	32	2	11	2	1	0	0	12	0	0	0	0	0	0	0	1	6	21	8	0	9	.282
*May 06	MISSISSIPPI STATE	32	3	7	2	3	0	1	13	1	0	1	0	0	1	0	0	2	27	15	0	6	.281
*May 07	MISSISSIPPI STATE	22	1	2	0	0	0	0	2	5	0	1	1	0	1	0	0	4	24	14	1	6	.278
*May 08	MISSISSIPPI STATE	24	4	6	3	1	0	0	7	3	0	0	1	0	1	0	0	4	21	9	0	6	.277
May 12	vs LSU	24	1	3	1	1	0	0	4	3	0	0	0	1	0	0	0	5	21	10	0	6	.274
Totals		1359	264	373	227	58	7	41	568	171	0	60	17	37	30	16	8	216	1098	452	53	296	.274

2016 Kentucky Softball  
Team Game-by-Game for Kentucky (as of May 12, 2016)  
Pitching (All games)

Date	Opponent	ip	h	r	er	bb	so	2b	3b	hr	wp	bk	hbp	dp	ibb	score	w-l	sv	era
Feb 12	vs Notre Dame	7.0	8	7	5	4	7	2	0	1	1	0	1	0	0	10-7	1-0	0	5.00
Feb 12	vs Oregon State	5.2	9	8	7	8	3	3	0	1	1	0	2	0	0	0-8	1-1	0	6.63
Feb 13	vs Oregon	7.0	9	6	3	2	5	2	0	3	0	0	2	1	0	8-6	2-1	0	5.34
Feb 14	vs New Mexico	5.0	12	6	6	4	5	4	0	1	1	1	0	0	0	15-6	3-1	0	5.96
Feb 15	vs Utah	7.0	3	0	0	0	9	0	0	0	0	0	0	0	0	1-0	4-1	0	4.64
Feb 15	at Arizona State	7.0	11	3	3	1	2	1	0	0	0	0	0	1	0	5-3	5-1	0	4.34
Feb 18	vs San Diego	6.2	2	1	0	2	10	0	0	0	0	0	0	0	0	5-1	6-1	0	3.71
02-18-16	vs San Diego State	7.0	5	1	1	1	5	0	0	1	0	0	1	0	0	5-1	7-1	0	3.34
Feb 19	vs California	7.0	9	5	2	4	3	0	1	0	0	0	1	0	0	1-5	7-2	0	3.19
Feb 20	vs South Dakota	5.0	0	0	0	0	9	0	0	0	0	0	0	0	0	10-0	8-2	0	2.94
Feb 20	vs Texas Tech	5.0	1	0	0	0	9	0	0	0	0	0	0	0	0	10-0	9-2	0	2.73
Feb 26	vs Lipscomb	7.0	0	0	0	1	14	0	0	0	1	0	0	0	0	4-0	10-2	0	2.48
Feb 26	vs Miami (OH)	6.0	1	0	0	1	6	0	0	0	0	0	1	0	0	8-0	11-2	0	2.30
Feb 27	vs Eastern Illinois	5.0	1	1	1	2	11	0	0	1	0	0	0	0	0	9-1	12-2	0	2.24
Feb 27	at UT Chattanooga	7.0	2	2	2	4	12	1	0	1	1	0	1	0	0	6-2	13-2	0	2.23
Feb 28	vs Evansville	7.0	4	1	1	1	12	0	0	1	0	0	0	0	0	7-1	14-2	0	2.14
Mar 04	vs Albany	5.0	0	0	0	2	12	0	0	0	0	0	0	0	0	8-0	15-2	0	2.04
Mar 04	vs Lehigh	7.0	8	1	1	2	8	1	0	0	0	0	1	0	0	7-1	16-2	0	1.98
Mar 05	vs Charlotte	7.0	5	5	4	1	15	0	0	1	0	0	2	0	0	3-5	16-3	0	2.09
Mar 05	at Winthrop	5.0	0	0	0	0	8	0	0	0	0	0	1	0	0	11-0	17-3	0	2.01
Mar 06	at Winthrop	5.0	2	0	0	2	5	0	0	0	0	0	0	0	0	8-0	18-3	0	1.93
Mar 09	INDIANA	7.0	2	1	1	0	10	0	0	0	0	0	0	0	0	3-1	19-3	1	1.89
*3/11/2016	at South Carolina	7.0	3	2	0	4	5	1	0	0	0	0	2	0	0	8-2	20-3	1	1.79
*3/12/2016	at South Carolina	7.0	6	1	0	1	2	0	0	0	1	0	0	0	0	5-1	21-3	1	1.71
*3/13/2016	at South Carolina	7.0	3	0	0	1	5	0	0	0	0	0	0	1	0	4-0	22-3	2	1.64
Mar 16	at Marshall	7.0	2	0	0	3	7	0	0	0	0	0	2	1	0	1-0	23-3	2	1.57
*Mar 18	OLE MISS	7.0	4	3	3	1	10	1	1	1	0	0	0	0	0	1-3	23-4	2	1.62
*Mar 19	OLE MISS	7.0	5	1	0	3	5	1	0	0	0	0	0	0	0	3-1	24-4	2	1.56
*Mar 20	OLE MISS	7.0	7	2	1	2	11	1	0	1	0	0	0	0	0	6-2	25-4	2	1.54
Mar 22	NORTHERN KENTUCK	5.0	0	0	0	0	3	0	0	0	0	0	1	0	0	9-0	26-4	2	1.50
Mar 23	MURRAY ST.	7.0	4	1	1	3	13	2	0	0	0	0	1	0	0	6-1	27-4	2	1.48
*Mar 25	at Arkansas	5.0	1	0	0	0	12	1	0	0	0	0	0	0	0	9-0	28-4	2	1.45
*Mar 26	at Arkansas	7.0	5	1	1	1	4	1	0	0	1	0	0	2	0	7-1	29-4	2	1.43
*Mar 27	at Arkansas	7.0	2	4	0	4	9	0	0	0	0	0	2	0	0	12-4	30-4	2	1.38
Mar 29	at Ohio	7.2	4	1	0	1	8	1	0	0	0	0	0	0	0	0-1	30-5	2	1.34
Mar 29	at Ohio	7.0	3	1	1	1	5	0	0	1	0	0	0	0	0	3-1	31-5	2	1.33
*Apr 01	AUBURN	5.0	7	9	7	6	9	2	0	1	0	0	0	0	0	0-9	31-6	2	1.51
*Apr 02	AUBURN	7.0	10	6	6	1	11	3	0	2	0	0	0	0	0	5-6	31-7	2	1.64
*Apr 03	AUBURN	9.0	6	3	2	4	5	1	0	1	0	0	0	1	0	1-3	31-8	2	1.63
*Apr 09	at LSU	7.0	5	0	0	3	6	2	1	0	0	1	0	0	0	1-0	32-8	2	1.59
*Apr 10	at LSU	7.0	5	0	0	3	5	0	0	0	1	0	1	1	0	3-0	33-8	2	1.55
*Apr 11	at LSU	7.0	4	0	0	5	2	0	0	0	0	0	0	1	0	2-0	34-8	2	1.51
Apr 13	EASTERN KENTUCKY	7.0	2	1	1	3	10	0	0	1	1	0	0	0	0	2-1	35-8	2	1.49
*Apr 15	MISSOURI	7.0	5	6	5	4	4	2	0	0	0	0	0	0	0	7-6	36-8	2	1.58
*Apr 16	MISSOURI	7.0	9	9	4	3	3	1	0	2	0	0	1	1	0	2-9	36-9	2	1.64
*Apr 17	MISSOURI	7.0	8	2	2	4	9	1	0	1	0	0	0	0	0	3-2	37-9	2	1.65
Apr 20	at WKU	7.0	1	0	0	3	8	0	0	0	0	0	0	0	0	5-0	38-9	2	1.61
*Apr 22	at Alabama	7.0	5	2	2	3	7	0	0	1	0	0	0	0	0	3-2	39-9	3	1.62
*Apr 23	at Alabama	6.0	10	7	7	4	0	0	0	1	0	0	0	0	0	1-7	39-10	3	1.74
*Apr 24	at Alabama	6.0	5	3	3	2	4	0	0	2	0	0	0	0	0	0-3	39-11	3	1.77
Apr 27	at Louisville	7.0	4	1	1	3	7	1	1	0	0	0	1	0	0	2-1	40-11	3	1.76
*May 06	MISSISSIPPI STATE	9.0	8	2	2	3	6	1	0	0	0	0	1	0	0	3-2	41-11	3	1.75
*May 07	MISSISSIPPI STATE	8.0	3	0	0	3	6	0	0	0	0	0	1	0	0	1-0	42-11	3	1.71
*May 08	MISSISSIPPI STATE	7.0	5	0	0	0	8	0	0	0	0	0	0	0	0	4-0	43-11	3	1.68
May 12	vs LSU	7.0	5	3	3	1	8	0	0	1	0	0	0	0	0	1-3	43-12	3	1.70
Totals		366.0	250	119	89	125	397	37	4	27	9	2	26	10	0	264-119	43-12	3	1.70



2016 Kentucky Softball  
Individual Game-by-Game for Kentucky (as of May 12, 2016)

#4 Haley Andrus - 3 games (All games)

Date	Opponent	Pos	AB	R	H	RBI	2B	3B	HR	BB	SB	CS	HBP	SAC	SF	GDP	K	PO	A	E	Avg
Feb 14	vs New Mexico	ph	1	0	1	1	0	0	0	0	0	0	0	0	0	0	0	0	0	0	1.000
Feb 20	vs South Dakota	ph	1	0	1	0	0	0	0	0	0	0	0	0	0	0	0	0	0	0	1.000
Feb 26	vs Miami (OH)	ph	1	0	0	0	0	0	0	0	0	0	0	0	0	0	0	0	0	0	.667
<b>Totals</b>		<b>Ogs</b>	<b>3</b>	<b>0</b>	<b>2</b>	<b>1</b>	<b>0</b>	<b>0</b>	<b>0</b>	<b>0</b>	<b>0</b>	<b>0</b>	<b>0</b>	<b>0</b>	<b>0</b>	<b>0</b>	<b>0</b>	<b>0</b>	<b>0</b>	<b>0</b>	<b>.667</b>

On base pct. .667 • Slugging pct. .667

#11 Abbey Cheek - 55 games (All games)

Date	Opponent	Pos	AB	R	H	RBI	2B	3B	HR	BB	SB	CS	HBP	SAC	SF	GDP	K	PO	A	E	Avg
Feb 12	vs Notre Dame	*of	2	1	1	2	1	0	0	1	0	0	0	0	1	0	0	1	0	0	.500
Feb 12	vs Oregon State	*of/1b	2	0	0	0	0	0	0	0	0	0	1	0	0	0	1	2	0	1	.250
Feb 13	vs Oregon	*of/dh	4	1	1	4	0	0	1	0	0	0	0	0	0	0	2	1	0	0	.250
Feb 14	vs New Mexico	*3b	3	2	2	2	0	0	1	0	0	1	1	0	0	0	0	3	0	0	.364
Feb 15	vs Utah	*dh/of	2	0	0	0	0	0	0	1	0	0	0	0	0	0	0	2	0	0	.308
Feb 15	at Arizona State	*c/dh	3	0	0	0	0	0	0	0	0	0	0	0	1	0	0	0	0	0	.250
Feb 18	vs San Diego	*dh/3b	2	1	2	1	0	1	0	1	0	0	0	0	0	0	0	2	0	0	.333
02-18-16	vs San Diego State	*1b	3	0	0	0	0	0	0	0	0	0	0	0	0	0	1	9	1	0	.286
Feb 19	vs California	*of/3b	3	0	0	0	0	0	0	0	0	0	0	0	0	0	1	5	0	0	.250
Feb 20	vs South Dakota	*dh/1b	3	1	1	3	1	0	0	0	0	0	0	0	0	0	0	2	0	0	.259
Feb 20	vs Texas Tech	*of/dh	3	2	2	4	0	0	0	0	0	0	0	0	0	0	0	0	0	0	.300
Feb 26	vs Lipscomb	*dh/1b	3	1	1	0	0	0	0	0	0	0	0	0	0	0	0	4	0	0	.303
Feb 26	vs Miami (OH)	*dh/1b	3	1	2	4	0	0	1	0	0	0	0	0	1	0	0	7	0	0	.333
Feb 27	vs Eastern Illinois	*3b	2	1	0	1	0	0	0	1	0	0	0	0	0	0	1	0	0	0	.316
Feb 27	at UT Chattanooga	*dh	4	2	1	0	0	1	0	0	1	0	0	0	0	0	0	0	0	0	.310
Feb 28	vs Evansville	*1b/3b	3	0	1	1	0	0	0	1	1	0	0	0	0	0	1	5	0	0	.311
Mar 04	vs Albany	*dh/1b	2	1	1	1	0	0	0	1	0	0	0	0	0	0	1	0	0	0	.319
Mar 04	vs Lehigh	*dh/3b	4	1	3	4	1	0	0	0	0	1	0	0	0	0	0	0	0	0	.353
Mar 05	vs Charlotte	*1b/dh	3	1	1	0	0	0	0	0	0	0	0	0	0	0	0	0	0	1	.352
Mar 05	at Winthrop	*dh/3b	2	0	1	2	1	0	0	0	0	0	0	0	1	0	0	0	1	0	.357
Mar 06	at Winthrop	*dh	2	2	1	1	0	0	0	1	0	0	0	0	0	0	1	0	0	0	.362
Mar 09	INDIANA	*dh	2	1	0	0	0	0	0	1	1	0	0	0	0	0	0	0	0	0	.350
3/11/2016	at South Carolina	*1b/of	3	2	1	0	0	0	0	1	0	0	0	0	0	0	0	4	0	1	.349
3/12/2016	at South Carolina	*dh	4	0	0	0	0	0	0	0	0	0	0	0	0	0	1	0	0	0	.328
3/13/2016	at South Carolina	*dh	2	2	2	1	0	0	0	2	0	0	0	0	0	0	0	0	0	0	.348
Mar 16	at Marshall	*3b	3	0	1	0	0	0	0	0	0	0	0	0	0	0	1	0	4	0	.347
Mar 18	OLE MISS	*3b	2	1	0	0	0	0	0	0	0	0	1	0	0	1	1	0	2	0	.338
Mar 19	OLE MISS	*3b	3	0	2	1	0	0	0	0	0	0	0	0	0	0	0	2	0	0	.351
Mar 20	OLE MISS	*dh/of	3	0	0	0	0	0	0	0	0	0	0	0	0	0	0	0	0	0	.338
Mar 22	NORTHERN KENTUCKY	*of	3	2	2	2	1	0	0	0	0	0	0	0	0	0	0	0	0	0	.349
Mar 23	MURRAY ST.	*1b/dh	2	1	1	0	0	0	0	1	0	0	0	0	0	0	0	3	0	0	.353
Mar 25	at Arkansas	*of/dh	3	1	1	0	1	0	0	0	0	0	0	0	0	0	1	0	0	0	.352
Mar 26	at Arkansas	*3b/dh	4	0	1	0	0	0	0	0	1	0	0	0	0	1	2	0	0	0	.348
Mar 27	at Arkansas	*dh/of	2	2	2	2	0	0	1	1	0	1	1	0	0	0	0	0	0	0	.362
Mar 29	at Ohio-1	*3b	3	0	0	0	0	0	0	0	0	0	0	0	0	0	2	1	4	0	.351
Mar 29	at Ohio-2	*3b	3	1	2	3	0	0	1	0	0	0	0	0	0	0	0	3	0	0	.360
Apr 01	AUBURN	*dh/1b	2	0	0	0	0	0	0	0	0	0	0	0	0	0	0	0	0	0	.353
Apr 02	AUBURN	*of/3b	2	2	0	0	0	0	0	1	0	0	0	0	0	0	1	4	0	0	.346
Apr 03	AUBURN	*3b/1b	4	0	0	0	0	0	0	0	0	0	0	0	0	1	6	5	0	0	.333
Apr 09	at LSU	*3b/dh	3	0	0	0	0	0	0	0	0	0	0	0	0	0	1	2	2	0	.324
Apr 10	at LSU	*3b	3	0	0	0	0	0	0	0	0	0	0	0	0	0	1	2	3	0	.316
Apr 11	at LSU	*of/3b	2	0	0	0	0	0	0	1	0	0	0	0	0	0	1	2	0	0	.310
Apr 13	EASTERN KENTUCKY	*of/3b	3	1	1	2	0	0	1	0	0	0	0	0	0	0	0	0	2	0	.311
Apr 15	MISSOURI	*3b	3	2	2	4	0	0	2	0	0	0	0	0	0	0	0	4	0	0	.320
Apr 16	MISSOURI	*3b	4	0	2	0	1	0	0	0	0	0	0	0	0	0	0	1	2	2	.325
Apr 17	MISSOURI	*3b	3	1	1	1	0	0	1	0	0	0	0	0	0	0	1	0	0	0	.326
Apr 20	at WKU	*of/dh	4	1	2	0	0	0	0	0	0	0	0	0	0	0	0	0	0	0	.331
Apr 22	at Alabama	*3b	4	0	2	1	1	0	0	0	0	0	0	0	0	0	1	2	1	0	.336
Apr 23	at Alabama	*3b	3	0	1	1	0	0	0	0	0	0	0	0	0	0	1	0	5	0	.336
Apr 24	at Alabama	*3b	3	0	0	0	0	0	0	0	0	0	0	0	0	0	0	3	0	0	.329
Apr 27	at Louisville	*of/dh	4	0	3	1	0	0	0	0	0	0	0	0	0	0	1	0	0	0	.340
May 06	MISSISSIPPI STATE	*1b	4	0	0	0	0	0	0	0	0	0	0	0	0	0	1	12	0	0	.331
May 07	MISSISSIPPI STATE	*of	2	0	0	0	0	0	0	1	0	0	0	0	0	0	0	0	0	0	.327
May 08	MISSISSIPPI STATE	*of/3b	1	1	1	0	0	0	0	1	0	0	0	1	0	0	0	1	4	0	.331
May 12	vs LSU	*3b	2	0	0	0	0	0	0	0	0	0	1	0	0	0	1	1	5	0	.327
<b>Totals</b>		<b>55gs</b>	<b>156</b>	<b>39</b>	<b>51</b>	<b>49</b>	<b>8</b>	<b>2</b>	<b>9</b>	<b>17</b>	<b>4</b>	<b>3</b>	<b>5</b>	<b>1</b>	<b>3</b>	<b>4</b>	<b>26</b>	<b>83</b>	<b>55</b>	<b>5</b>	<b>.327</b>

On base pct. .403 • Slugging pct. .577

2016 Kentucky Softball  
Individual Game-by-Game for Kentucky (as of May 12, 2016)

#19 Kelsee Henson - 14 games (All games)

Date	Opponent	Pos	AB	R	H	RBI	2B	3B	HR	BB	SB	CS	HBP	SAC	SF	GDP	K	PO	A	E	Avg
Feb 14	vs New Mexico	ph/of	2	1	1	3	0	0	1	0	0	0	0	0	0	0	0	0	0	0	.500
Feb 15	vs Utah	ph	1	0	1	0	0	0	0	0	0	0	0	0	0	0	0	0	0	0	.667
02-18-16	vs San Diego State	*dh	2	0	0	0	0	0	0	0	0	0	0	0	0	0	0	0	0	0	.400
Feb 20	vs South Dakota	ph	1	1	1	2	1	0	0	0	0	0	0	0	0	0	0	0	0	0	.500
Feb 26	vs Miami (OH)	ph	0	0	0	0	0	0	0	1	0	0	0	0	0	0	0	0	0	0	.500
Feb 28	vs Evansville	ph	1	0	1	0	0	0	0	0	0	0	0	0	0	0	0	0	0	0	.571
Mar 04	vs Albany	ph	1	0	0	0	0	0	0	0	0	0	0	0	0	0	0	0	0	0	.500
Mar 04	vs Lehigh	ph	1	0	0	0	0	0	0	0	0	0	0	0	0	0	1	0	0	0	.444
Mar 05	at Winthrop	ph	0	0	0	1	0	0	0	0	0	0	0	1	0	0	0	0	0	0	.444
Mar 22	NORTHERN KENTUC	*dh	1	0	0	0	0	0	0	0	0	0	0	0	0	0	1	0	0	0	.400
Mar 27	at Arkansas	ph	1	0	1	0	0	0	0	0	0	0	0	0	0	0	0	0	0	0	.455
Mar 29	at Ohio-1	ph	1	0	0	0	0	0	0	0	0	0	0	0	0	0	1	0	0	0	.417
Apr 17	MISSOURI	ph	1	0	0	0	0	0	0	0	0	0	0	0	0	0	0	0	0	0	.385
Apr 20	at WKU	ph	1	0	0	0	0	0	0	0	0	0	0	0	0	0	1	0	0	0	.357
Totals		2gs	14	2	5	6	1	0	1	1	0	0	0	1	0	0	4	0	0	0	.357

On base pct. .400 • Slugging pct. .643

## 2016 Kentucky Softball Individual Game-by-Game for Kentucky (as of May 12, 2016)

#25 Brooklin Hinz - 51 games (All games)

Date	Opponent	Pos	AB	R	H	RBI	2B	3B	HR	BB	SB	CS	HBP	SAC	SF	GDP	K	PO	A	E	Avg	
Feb 12	vs Notre Dame	*dh	4	1	2	3	0	0	1	0	0	0	0	0	0	0	0	0	0	0	.500	
Feb 12	vs Oregon State	ph/dh	1	0	0	0	0	0	0	0	0	0	0	0	0	0	1	1	0	0	.400	
Feb 14	vs New Mexico	*of	3	2	2	2	1	0	0	1	0	0	0	0	0	0	0	0	0	0	.500	
Feb 15	at Arizona State	*of	1	0	0	0	0	0	0	0	0	0	0	0	0	0	1	0	1	0	.444	
Feb 18	vs San Diego	*of/of	3	1	1	1	1	0	0	0	0	0	0	0	0	0	0	0	0	0	.417	
02-18-16	vs San Diego State	*of/dh	3	1	1	2	0	0	1	0	0	0	0	0	0	0	0	1	0	0	.400	
Feb 19	vs California	*of	2	0	0	0	0	0	0	0	0	0	0	0	0	0	1	0	0	0	.353	
Feb 20	vs South Dakota	*of/of	2	2	2	1	1	0	0	0	1	0	1	0	0	0	0	0	0	0	.421	
Feb 20	vs Texas Tech	ph/pr	0	0	0	0	0	0	0	0	0	0	0	0	0	0	0	0	0	0	.421	
Feb 26	vs Lipscomb	*of	3	1	1	3	0	0	1	0	0	0	0	0	0	0	2	0	0	0	.409	
Feb 26	vs Miami (OH)	*of/dh	2	0	0	0	0	0	0	0	0	0	0	0	0	0	0	0	0	0	.375	
Feb 27	vs Eastern Illinois	*of	3	0	3	0	1	0	0	0	0	1	0	0	0	0	0	0	0	0	.444	
Feb 28	vs Evansville	*of/dh	4	0	0	0	0	0	0	0	0	0	0	0	0	0	1	0	0	0	.387	
Mar 04	vs Albany	*of	2	1	1	4	0	0	1	0	0	0	1	0	0	0	0	1	0	0	.394	
Mar 04	vs Lehigh	*of	4	0	1	0	0	0	0	0	0	0	0	0	0	0	0	2	0	0	.378	
Mar 05	vs Charlotte	ph	1	0	1	1	1	0	0	0	0	0	0	0	0	0	0	0	0	0	.395	
Mar 05	at Winthrop	*of	1	1	1	1	0	0	0	1	0	0	1	0	0	0	0	0	0	0	.410	
Mar 06	at Winthrop	*of	1	0	0	1	0	0	0	0	0	0	0	1	0	0	0	0	0	0	.400	
Mar 09	INDIANA	*of	2	0	1	0	0	0	0	1	0	0	0	0	0	0	0	0	0	0	.405	
3/11/2016	at South Carolina	*of/of	4	2	3	1	2	0	0	0	0	0	0	0	0	0	0	1	0	0	.435	
3/12/2016	at South Carolina	*of	3	1	1	1	0	0	0	0	0	0	0	0	0	0	1	0	0	0	.429	
3/13/2016	at South Carolina	*of	4	0	2	1	1	0	0	0	0	0	0	0	0	0	0	2	0	0	.434	
Mar 16	at Marshall	*of/dh	2	0	0	0	0	0	0	0	0	0	0	1	0	0	0	0	0	0	.418	
Mar 18	OLE MISS	*of	3	0	1	0	0	0	0	0	0	0	0	0	0	0	1	0	0	0	.414	
Mar 19	OLE MISS	*of/of	3	0	1	1	0	0	0	0	0	0	0	0	0	0	0	0	0	0	.410	
Mar 20	OLE MISS	*of/dh	3	1	1	2	0	0	1	0	0	0	0	0	0	0	1	0	0	0	.406	
Mar 22	NORTHERN KENTUC	*of/dh	2	1	0	2	0	0	0	0	0	0	0	0	1	0	0	0	0	0	.394	
Mar 23	MURRAY ST.	*dh	3	0	0	0	0	0	0	0	0	0	0	0	0	0	0	0	0	0	.377	
Mar 25	at Arkansas	*dh	3	1	2	0	1	0	0	0	0	0	0	0	0	0	0	0	0	0	.389	
Mar 26	at Arkansas	*of	1	0	1	2	1	0	0	1	0	0	0	0	0	0	0	1	0	0	.397	
Mar 27	at Arkansas	*of	1	1	0	0	0	0	0	2	0	0	1	0	0	0	1	0	0	0	.392	
Mar 29	at Ohio-1	*of	2	0	0	0	0	0	0	0	0	0	0	0	0	0	0	0	0	0	.382	
Mar 29	at Ohio-2	*of	1	1	0	0	0	0	0	2	0	0	0	0	0	0	0	1	0	0	.377	
Apr 01	AUBURN	*of	2	0	0	0	0	0	0	0	0	0	0	0	0	0	0	0	0	0	.367	
Apr 02	AUBURN	*of/dh	2	1	1	0	1	0	0	0	0	0	0	1	0	0	0	0	0	0	.370	
Apr 03	AUBURN	*of/of	4	0	0	0	0	0	0	0	0	0	0	0	0	0	0	1	0	0	.353	
Apr 09	at LSU	*of	2	0	0	0	0	0	0	0	0	0	1	0	0	0	1	2	0	0	.345	
Apr 10	at LSU	*of/ph	3	0	0	0	0	0	0	0	0	0	0	0	0	0	1	0	0	0	.333	
Apr 11	at LSU	*of	2	0	0	0	0	0	0	0	0	0	1	0	0	0	0	1	0	0	.326	
Apr 13	EASTERN KENTUCKY	*of/of	3	0	0	0	0	0	0	0	0	0	0	0	0	0	0	0	0	0	.316	
Apr 15	MISSOURI	ph/of	3	1	1	1	0	0	1	0	0	0	0	0	0	0	0	0	0	1	.316	
Apr 16	MISSOURI	*of/dh	4	0	2	1	0	0	0	0	0	0	0	0	0	0	0	0	0	0	.324	
Apr 17	MISSOURI	*of	2	1	2	1	0	0	1	1	0	0	0	0	0	0	0	1	0	0	.337	
Apr 20	at WKU	*of	3	1	1	1	0	0	0	0	0	0	0	0	0	0	0	1	0	0	.336	
Apr 22	at Alabama	*of	3	0	1	0	0	0	0	0	0	0	0	0	0	0	0	0	0	0	.336	
Apr 23	at Alabama	*of	2	0	0	0	0	0	0	1	0	0	0	0	0	0	0	0	0	0	.330	
Apr 24	at Alabama	*of	3	0	0	0	0	0	0	0	0	0	0	0	0	0	0	0	1	0	.322	
Apr 27	at Louisville	*of	4	0	1	1	0	0	0	0	0	0	0	0	0	0	2	1	0	0	.319	
May 06	MISSISSIPPI STATE	*dh/of	4	0	0	0	0	0	0	0	0	0	0	0	0	0	0	0	0	0	.309	
May 08	MISSISSIPPI STATE	*dh/of	3	0	1	0	0	0	0	0	0	0	0	0	0	0	0	0	0	0	.310	
May 12	vs LSU	*of	3	0	0	0	0	0	0	0	0	0	0	0	0	0	0	1	0	0	.302	
Totals			47gs	129	22	39	34	11	0	7	10	1	1	6	3	1	0	14	18	2	1	.302

On base pct. .377 • Slugging pct. .550

2016 Kentucky Softball  
Individual Game-by-Game for Kentucky (as of May 12, 2016)

#21 Hannah Huffman - 31 games (All games)

Date	Opponent	Pos	AB	R	H	RBI	2B	3B	HR	BB	SB	CS	HBP	SAC	SF	GDP	K	PO	A	E	Avg
Feb 13	vs Oregon	pr	0	0	0	0	0	0	0	0	0	0	0	0	0	0	0	0	0	0	.000
Feb 14	vs New Mexico	pr	0	0	0	0	0	0	0	0	0	0	0	0	0	0	0	0	0	0	.000
Feb 15	vs Utah	pr	0	1	0	0	0	0	0	0	0	0	0	0	0	0	0	0	0	0	.000
Feb 15	at Arizona State	pr	0	1	0	0	0	0	0	0	1	0	0	0	0	0	0	0	0	0	.000
Feb 19	vs California	pr	0	0	0	0	0	0	0	0	0	0	0	0	0	0	0	0	0	0	.000
Feb 20	vs Texas Tech	pr	0	1	0	0	0	0	0	0	0	0	0	0	0	0	0	0	0	0	.000
Feb 26	vs Miami (OH)	pr/dh	1	1	0	0	0	0	0	0	0	0	0	0	0	0	0	0	0	0	.000
Feb 27	vs Eastern Illinois	pr	0	1	0	0	0	0	0	0	0	0	0	0	0	0	0	0	0	0	.000
Feb 28	vs Evansville	pr	0	1	0	0	0	0	0	0	0	0	0	0	0	0	0	0	0	0	.000
Mar 04	vs Albany	pr	0	1	0	0	0	0	0	0	1	0	0	0	0	0	0	0	0	0	.000
Mar 05	vs Charlotte	pr	0	1	0	0	0	0	0	0	0	0	0	0	0	0	0	0	0	0	.000
Mar 05	at Winthrop	pr	0	1	0	0	0	0	0	0	0	0	1	0	0	0	0	0	0	0	.000
Mar 06	at Winthrop	pr	0	1	0	0	0	0	0	0	0	0	0	0	0	0	0	0	0	0	.000
Mar 09	INDIANA	pr	0	1	0	0	0	0	0	0	0	0	0	0	0	0	0	0	0	0	.000
3/13/2016	at South Carolina	pr	0	0	0	0	0	0	0	0	0	0	0	0	0	0	0	0	0	0	.000
Mar 16	at Marshall	pr	0	0	0	0	0	0	0	0	0	0	0	0	0	0	0	0	0	0	.000
Mar 19	OLE MISS	pr	0	0	0	0	0	0	0	0	0	0	0	0	0	0	0	0	0	0	.000
Mar 22	NORTHERN KENTUC	pr	0	1	0	0	0	0	0	0	1	0	0	0	0	0	0	0	0	0	.000
Mar 23	MURRAY ST.	pr	0	1	0	0	0	0	0	0	1	0	0	0	0	0	0	0	0	0	.000
Mar 25	at Arkansas	pr	0	1	0	0	0	0	0	0	0	0	0	0	0	0	0	0	0	0	.000
Mar 26	at Arkansas	pr	0	0	0	0	0	0	0	0	0	0	0	0	0	0	0	0	0	0	.000
Mar 27	at Arkansas	pr	0	1	0	0	0	0	0	0	0	0	0	0	0	0	0	0	0	0	.000
Mar 29	at Ohio-1	pr	0	0	0	0	0	0	0	0	0	0	0	0	0	0	0	0	0	0	.000
Mar 29	at Ohio-2	pr/dh	1	0	0	0	0	0	0	0	0	0	0	0	0	0	0	0	0	0	.000
Apr 02	AUBURN	pr	0	0	0	0	0	0	0	0	0	0	0	0	0	0	0	0	0	0	.000
Apr 13	EASTERN KENTUCKY	pr	0	0	0	0	0	0	0	0	0	0	0	0	0	0	0	0	0	0	.000
Apr 16	MISSOURI	pr	0	0	0	0	0	0	0	0	0	0	0	0	0	0	0	0	0	0	.000
Apr 20	at WKU	pr	0	0	0	0	0	0	0	0	0	0	0	0	0	0	0	0	0	0	.000
Apr 27	at Louisville	pr	0	0	0	0	0	0	0	0	0	0	0	0	0	0	0	0	0	0	.000
May 07	MISSISSIPPI STATE	pr	0	0	0	0	0	0	0	0	0	0	0	0	0	0	0	0	0	0	.000
May 08	MISSISSIPPI STATE	pr	0	0	0	0	0	0	0	0	0	0	0	0	0	0	0	0	0	0	.000
Totals		Ogs	2	15	0	0	0	0	0	0	4	0	1	0	0	0	0	0	0	0	.000

On base pct. .333 • Slugging pct. .000

#24 Madison Kearschner - 1 game (All games)

Date	Opponent	Pos	AB	R	H	RBI	2B	3B	HR	BB	SB	CS	HBP	SAC	SF	GDP	K	PO	A	E	Avg
Mar 23	MURRAY ST.	pr	0	0	0	0	0	0	0	0	0	0	0	0	0	0	0	0	0	0	.000
Totals		Ogs	0	0	0	0	0	0	0	0	0	0	0	0	0	0	0	0	0	0	.000

On base pct. .000 • Slugging pct. .000

#26 Stephanie Martino - 2 games (All games)

Date	Opponent	Pos	AB	R	H	RBI	2B	3B	HR	BB	SB	CS	HBP	SAC	SF	GDP	K	PO	A	E	Avg
Feb 14	vs New Mexico	ph/2b	1	1	1	1	0	0	0	0	0	0	0	0	0	0	0	0	1	0	1.000
Feb 26	vs Miami (OH)	ph	0	0	0	0	0	0	0	1	0	0	0	0	0	0	0	0	0	0	1.000
Totals		Ogs	1	1	1	1	0	0	0	1	0	0	0	0	0	0	0	0	1	0	1.000

On base pct. 1.000 • Slugging pct. 1.000

2016 Kentucky Softball  
Individual Game-by-Game for Kentucky (as of May 12, 2016)

#44 Rachael Metzger - 29 games (All games)

Date	Opponent	Pos	AB	R	H	RBI	2B	3B	HR	BB	SB	CS	HBP	SAC	SF	GDP	K	PO	A	E	Avg
Feb 12	vs Notre Dame	c	1	0	0	0	0	0	0	0	0	0	0	0	0	0	0	0	0	0	.000
Feb 12	vs Oregon State	*c	2	0	0	0	0	0	0	0	0	0	0	0	0	0	0	4	1	1	.000
Feb 14	vs New Mexico	c/dh	0	0	0	0	0	0	0	0	0	0	0	0	0	0	0	0	0	0	.000
Feb 15	vs Utah	ph	0	0	0	0	0	0	0	0	0	0	0	1	0	0	0	0	0	0	.000
Feb 15	at Arizona State	*dh/c	2	0	1	0	0	0	0	0	0	0	0	0	0	0	0	2	0	0	.200
02-18-16	vs San Diego State	*c	2	0	0	0	0	0	0	0	0	0	0	0	0	0	1	4	0	1	.143
Feb 19	vs California	*c	0	0	0	0	0	0	1	0	0	0	0	0	0	0	0	1	1	0	.143
Feb 26	vs Miami (OH)	*c	1	0	1	0	1	0	0	0	0	0	0	0	0	0	0	1	0	0	.250
Feb 27	vs Eastern Illinois	ph	1	0	1	1	0	0	0	0	0	0	0	0	0	0	0	0	0	0	.333
Feb 28	vs Evansville	*c	3	0	1	0	1	0	0	0	0	0	0	0	0	0	0	8	1	0	.333
Mar 04	vs Albany	ph	0	0	0	1	0	0	0	0	0	0	0	1	0	0	0	0	0	0	.333
Mar 04	vs Lehigh	*c	2	0	1	0	0	0	0	0	0	0	0	0	0	0	0	5	0	0	.357
Mar 05	vs Charlotte	*c	0	0	0	0	0	0	0	0	0	0	0	0	0	0	0	3	0	0	.357
Mar 06	at Winthrop	ph	0	0	0	0	0	0	0	1	0	0	0	0	0	0	0	0	0	0	.357
Mar 09	INDIANA	ph	1	0	0	0	0	0	0	0	0	0	0	0	0	0	0	0	0	0	.333
3/11/2016	at South Carolina	ph	1	0	0	1	0	0	0	0	0	0	0	0	0	0	0	0	0	0	.312
3/12/2016	at South Carolina	ph	1	0	0	0	0	0	0	0	0	0	0	0	0	0	0	0	0	0	.294
3/13/2016	at South Carolina	*c	0	0	0	0	0	0	0	0	0	0	2	0	0	0	0	2	0	0	.294
Mar 16	at Marshall	*c	3	0	0	0	0	0	0	0	0	0	0	0	0	0	1	8	0	0	.250
Mar 18	OLE MISS	ph	1	0	0	0	0	0	0	0	0	0	0	0	0	0	0	0	0	0	.238
Mar 20	OLE MISS	ph	1	0	0	0	0	0	0	0	0	0	0	0	0	0	1	0	0	0	.227
Mar 22	NORTHERN KENTUC	*c	2	0	1	0	0	0	0	0	0	0	0	0	0	0	0	3	0	0	.250
Mar 25	at Arkansas	ph	1	0	0	0	0	0	0	0	0	0	0	0	0	0	0	0	0	0	.240
Mar 29	at Ohio-2	*c	2	0	0	0	0	0	0	0	0	0	0	0	0	0	1	2	0	0	.222
Apr 09	at LSU	ph	0	0	0	0	0	0	0	0	0	0	1	0	0	0	0	0	0	0	.222
Apr 13	EASTERN KENTUCKY	*c/dh	1	0	0	0	0	0	0	0	0	0	0	0	0	0	0	4	0	0	.214
Apr 16	MISSOURI	ph	1	0	0	0	0	0	0	0	0	0	0	0	0	0	0	0	0	0	.207
Apr 20	at WKU	c	0	0	0	0	0	0	0	1	0	0	0	0	0	0	0	4	0	0	.207
Apr 23	at Alabama	ph	1	0	0	0	0	0	0	0	0	0	0	0	0	0	1	0	0	0	.200
Totals		13gs	30	0	6	3	2	0	0	3	0	0	3	1	1	0	5	51	3	2	.200

On base pct. .324 • Slugging pct. .267

#33 Kelsey Nunley - 31 games (All games)

Date	Opponent	Pos	AB	R	H	RBI	2B	3B	HR	BB	SB	CS	HBP	SAC	SF	GDP	K	PO	A	E	Avg
Feb 13	vs Oregon	*p	2	1	1	1	0	0	1	1	0	0	0	0	0	0	0	0	1	0	.500
Feb 15	vs Utah	*p/ph	2	0	0	0	0	0	0	0	0	0	0	0	0	0	0	0	0	0	.250
Feb 18	vs San Diego	ph	2	0	0	0	0	0	0	0	0	0	0	0	0	0	1	0	0	0	.167
Feb 19	vs California	*p/dh	0	0	0	0	0	0	0	0	0	0	0	0	0	0	0	2	0	0	.167
Feb 20	vs Texas Tech	*p	1	0	0	1	0	0	0	2	0	0	0	0	0	0	0	1	1	0	.143
Feb 26	vs Miami (OH)	p	0	0	0	0	0	0	0	1	0	0	0	0	0	0	0	0	0	0	.143
Feb 27	at UT Chattanooga	*p/dh	2	0	0	0	0	0	0	0	0	0	0	0	0	0	1	0	1	1	.111
Mar 05	vs Charlotte	p	3	0	2	1	0	0	0	0	0	0	0	0	0	0	0	0	0	0	.250
Mar 06	at Winthrop	*p	2	0	1	0	0	0	0	0	0	0	0	0	0	0	0	0	2	0	.286
3/11/2016	at South Carolina	*dh/p	4	0	1	1	0	0	0	0	0	0	0	0	0	0	0	0	0	0	.278
3/13/2016	at South Carolina	*p	1	0	0	0	0	0	0	0	0	0	0	0	0	0	0	0	2	0	.263
Mar 16	at Marshall	p	0	0	0	0	0	0	0	0	0	0	0	0	0	0	0	1	0	0	.263
Mar 18	OLE MISS	*p	0	0	0	0	0	0	0	0	0	0	0	0	0	0	0	1	0	0	.263
Mar 19	OLE MISS	*dh	2	0	1	0	0	0	0	1	0	0	0	0	0	0	0	0	0	0	.286
Mar 20	OLE MISS	p	1	0	1	2	0	0	0	0	0	0	0	0	0	0	0	1	0	0	.318
Mar 23	MURRAY ST.	p	0	0	0	0	0	0	0	0	0	0	0	0	0	0	0	0	1	0	.318
Mar 25	at Arkansas	*p/ph	1	0	1	2	1	0	0	0	0	0	0	0	0	0	0	0	0	0	.348
Mar 27	at Arkansas	p	0	0	0	0	0	0	0	0	0	0	0	0	0	0	0	1	0	0	.348
Mar 29	at Ohio-1	*p	2	0	0	0	0	0	0	0	0	0	0	0	0	0	2	0	2	0	.320
Apr 01	AUBURN	p/dh	1	0	0	0	0	0	0	0	0	0	0	0	0	0	0	0	0	0	.308
Apr 02	AUBURN	*p	3	0	0	0	0	0	0	0	0	0	0	0	0	0	2	1	2	0	.276
Apr 03	AUBURN	ph/dh	2	0	0	0	0	0	0	0	0	0	0	0	0	0	1	0	0	0	.258
Apr 09	at LSU	*p	0	0	0	0	0	0	0	0	0	0	0	0	0	0	0	0	1	0	.258
Apr 11	at LSU	*p	0	0	0	0	0	0	0	0	0	0	0	0	0	0	0	5	0	0	.258
Apr 17	MISSOURI	*p/ph	0	0	0	1	0	0	0	0	0	0	0	0	1	0	0	1	5	0	.258
Apr 22	at Alabama	*p	0	0	0	0	0	0	0	0	0	0	0	0	0	0	0	1	2	0	.258
Apr 24	at Alabama	*p	0	0	0	0	0	0	0	0	0	0	0	0	0	0	0	1	0	0	.258
May 06	MISSISSIPPI STATE	*p/dh	3	0	1	1	0	0	0	0	0	0	0	1	0	0	0	0	0	0	.265
May 07	MISSISSIPPI STATE	*p/dh	3	0	1	0	0	0	0	0	0	0	0	0	0	0	1	0	0	0	.270
May 08	MISSISSIPPI STATE	*p	3	0	1	2	0	0	0	0	0	0	0	0	0	0	1	0	0	0	.275
May 12	vs LSU	p	1	0	0	0	0	0	0	0	0	0	0	0	0	0	1	0	0	0	.268
Totals		21gs	41	1	11	12	1	0	1	5	0	0	0	1	1	0	10	6	30	1	.268

On base pct. .340 • Slugging pct. .366

2016 Kentucky Softball  
 Individual Game-by-Game for Kentucky (as of May 12, 2016)

#33 Kelsey Nunley - 32 appearances (All games)

Date	Opponent	GS	IP	H	R	ER	BB	SO	2B	3B	HR	WP	BK	HBP	IBB	Score	W-L	Sv	ERA	NP
Feb 13	vs Oregon	*	7.0	9	6	3	2	5	2	0	3	0	0	2	0	8-6	1-0	0	3.00	138
Feb 15	vs Utah	*	7.0	3	0	0	0	9	0	0	0	0	0	0	0	1-0	2-0	0	1.50	107
Feb 15	at Arizona State		2.2	3	0	0	0	1	1	0	0	0	0	0	0	5-3	3-0	0	1.26	43
Feb 19	vs California	*	4.2	6	4	1	4	1	0	1	0	0	0	1	0	1-5	3-1	0	1.31	92
Feb 20	vs Texas Tech	*	5.0	1	0	0	0	9	0	0	0	0	0	0	0	10-0	4-1	0	1.06	64
Feb 26	vs Miami (OH)		2.0	0	0	0	0	5	0	0	0	0	0	1	0	8-0	4-1	0	0.99	27
Feb 27	at UT Chattanooga	*	7.0	2	2	2	4	12	1	0	1	1	0	1	0	6-2	5-1	0	1.19	116
Mar 05	vs Charlotte	*	6.0	2	0	0	1	12	0	0	0	0	0	0	0	3-5	5-1	0	1.02	95
Mar 06	at Winthrop	*	5.0	2	0	0	2	5	0	0	0	0	0	0	0	8-0	6-1	0	0.91	66
Mar 09	INDIANA		0.1	0	0	0	0	1	0	0	0	0	0	0	0	3-1	6-1	1	0.90	5
3/11/2016	at South Carolina		4.1	1	0	0	1	3	0	0	0	0	0	2	0	8-2	7-1	1	0.82	72
3/13/2016	at South Carolina	*	6.0	3	0	0	1	5	0	0	0	0	0	0	0	4-0	8-1	1	0.74	103
Mar 16	at Marshall		5.1	2	0	0	0	5	0	0	0	0	0	1	0	1-0	9-1	1	0.67	62
Mar 18	OLE MISS	*	7.0	4	3	3	1	10	1	1	1	0	0	0	0	1-3	9-2	1	0.91	106
Mar 20	OLE MISS		3.2	3	1	0	0	4	1	0	0	0	0	0	0	6-2	10-2	1	0.86	46
Mar 23	MURRAY ST.		2.0	2	1	1	1	5	1	0	0	0	0	0	0	6-1	11-2	1	0.93	30
Mar 25	at Arkansas	*	5.0	1	0	0	0	12	1	0	0	0	0	0	0	9-0	12-2	1	0.88	72
Mar 27	at Arkansas		6.2	2	0	0	2	9	0	0	0	0	0	1	0	12-4	13-2	1	0.81	115
Mar 29	at Ohio-1	*	7.1	4	1	0	1	8	1	0	0	0	0	0	0	0-1	13-3	1	0.74	120
Apr 01	AUBURN		0.2	1	0	0	2	2	0	0	0	0	0	0	0	0-9	13-3	1	0.74	23
Apr 02	AUBURN	*	7.0	10	6	6	1	11	3	0	2	0	0	0	0	5-6	13-4	1	1.10	151
Apr 09	at LSU	*	7.0	5	0	0	3	6	2	1	0	0	1	0	0	1-0	14-4	1	1.03	131
Apr 11	at LSU	*	7.0	4	0	0	5	2	0	0	0	0	0	0	0	2-0	15-4	1	0.97	138
Apr 15	MISSOURI	*	6.0	3	3	3	2	4	0	0	0	0	0	0	0	7-6	16-4	1	1.09	108
Apr 17	MISSOURI	*	7.0	8	2	2	4	9	1	0	1	0	0	0	0	3-2	17-4	1	1.14	128
Apr 22	at Alabama	*	6.2	5	2	2	2	7	0	0	1	0	0	0	0	3-2	18-4	1	1.19	113
Apr 24	at Alabama	*	3.1	4	3	3	1	1	0	0	2	0	0	0	0	0-3	18-5	1	1.31	58
Apr 27	at Louisville	*	7.0	4	1	1	3	7	1	1	0	0	0	1	0	2-1	19-5	1	1.30	153
May 06	MISSISSIPPI STATE	*	7.2	6	2	2	2	5	1	0	0	0	0	1	0	3-2	19-5	1	1.32	110
May 07	MISSISSIPPI STATE	*	1.0	0	0	0	2	2	0	0	0	0	0	0	0	1-0	19-5	1	1.32	25
May 08	MISSISSIPPI STATE	*	7.0	5	0	0	0	8	0	0	0	0	0	0	0	4-0	20-5	1	1.26	130
May 12	vs LSU		2.2	1	1	1	0	3	0	0	1	0	0	0	0	1-3	20-5	1	1.28	38
Totals			21	164.0	106	38	30	47	17	4	12	1	1	11	0	132-69	20-5	1	1.28	-

#5 Meagan Prince - 18 games (All games)

Date	Opponent	Pos	AB	R	H	RBI	2B	3B	HR	BB	SB	CS	HBP	SAC	SF	GDP	K	PO	A	E	Avg
Feb 12	vs Notre Dame	*p	0	0	0	0	0	0	0	0	0	0	0	0	0	0	0	0	1	0	.000
02-18-16	vs San Diego State	*p	0	0	0	0	0	0	0	0	0	0	0	0	0	0	0	0	2	0	.000
Feb 26	vs Miami (OH)	*p	0	0	0	0	0	0	0	0	0	0	0	0	0	0	0	1	2	0	.000
Feb 28	vs Evansville	*p	0	0	0	0	0	0	0	0	0	0	0	0	0	0	0	0	2	0	.000
Mar 04	vs Lehigh	*p	0	0	0	0	0	0	0	0	0	0	0	0	0	0	0	0	4	0	.000
3/12/2016	at South Carolina	*p	0	0	0	0	0	0	0	0	0	0	0	0	0	0	0	0	4	0	.000
Mar 19	OLE MISS	*p	0	0	0	0	0	0	0	0	0	0	0	0	0	0	0	0	5	0	.000
Mar 22	NORTHERN KENTUC	*p	0	0	0	0	0	0	0	0	0	0	0	0	0	0	0	1	1	0	.000
Mar 29	at Ohio-1	p	0	0	0	0	0	0	0	0	0	0	0	0	0	0	0	0	1	1	.000
Mar 29	at Ohio-2	*p	0	0	0	0	0	0	0	0	0	0	0	0	0	0	0	0	3	0	.000
Apr 03	AUBURN	*p	0	0	0	0	0	0	0	0	0	0	0	0	0	0	0	0	2	0	.000
Apr 10	at LSU	*p	0	0	0	0	0	0	0	0	0	0	0	0	0	0	0	0	0	1	.000
Apr 13	EASTERN KENTUCKY	p	0	0	0	0	0	0	0	0	0	0	0	0	0	0	0	0	1	0	.000
Apr 16	MISSOURI	*p	0	0	0	0	0	0	0	0	0	0	0	0	0	0	0	0	2	1	.000
Apr 20	at WKU	*p	0	0	0	0	0	0	0	0	0	0	0	0	0	0	0	0	0	1	.000
Apr 23	at Alabama	*p	0	0	0	0	0	0	0	0	0	0	0	0	0	0	0	0	2	1	.000
May 06	MISSISSIPPI STATE	p	0	0	0	0	0	0	0	0	0	0	0	0	0	0	0	0	1	0	.000
May 07	MISSISSIPPI STATE	*dh/p	0	0	0	0	0	0	0	0	0	0	0	0	0	0	0	1	0	0	.000
Totals			15gs	0	0	0	0	0	0	0	0	0	0	0	0	0	0	3	33	5	.000

On base pct. .000 • Slugging pct. .000

2016 Kentucky Softball  
Individual Game-by-Game for Kentucky (as of May 12, 2016)

#5 Meagan Prince - 29 appearances (All games)

Date	Opponent	GS	IP	H	R	ER	BB	SO	2B	3B	HR	WP	BK	HBP	IBB	Score	W-L	Sv	ERA	NP
Feb 12	vs Notre Dame	*	5.2	6	4	2	1	3	2	0	0	1	0	1	0	10-7	1-0	0	2.47	73
Feb 14	vs New Mexico	*	4.2	12	6	6	1	4	4	0	1	0	1	0	0	15-6	2-0	0	5.42	95
Feb 15	at Arizona State	*	4.1	8	3	3	1	1	0	0	0	0	0	0	0	5-3	2-0	0	5.25	69
02-18-16	vs San Diego State	*	7.0	5	1	1	1	5	0	0	1	0	0	1	0	5-1	3-0	0	3.88	130
Feb 20	vs South Dakota	*	5.0	0	0	0	0	9	0	0	0	0	0	0	0	10-0	4-0	0	3.15	68
Feb 26	vs Miami (OH)	*	4.0	1	0	0	1	1	0	0	0	0	0	0	0	8-0	5-0	0	2.74	51
Feb 28	vs Evansville	*	7.0	4	1	1	1	12	0	0	1	0	0	0	0	7-1	6-0	0	2.42	108
Mar 04	vs Lehigh	*	7.0	8	1	1	2	8	1	0	0	0	0	1	0	7-1	7-0	0	2.19	105
Mar 05	at Winthrop	*	5.0	0	0	0	0	8	0	0	0	0	0	1	0	11-0	8-0	0	1.97	49
Mar 09	INDIANA	*	6.2	2	1	1	0	9	0	0	0	0	0	0	0	3-1	9-0	0	1.86	83
3/12/2016	at South Carolina	*	7.0	6	1	0	1	2	0	0	0	1	0	0	0	5-1	10-0	0	1.66	91
3/13/2016	at South Carolina	*	1.0	0	0	0	0	0	0	0	0	0	0	0	0	4-0	10-0	1	1.63	4
Mar 19	OLE MISS	*	7.0	5	1	0	3	5	1	0	0	0	0	0	0	3-1	11-0	1	1.47	64
Mar 22	NORTHERN KENTUC	*	5.0	0	0	0	0	3	0	0	0	0	0	1	0	9-0	12-0	1	1.38	44
Mar 26	at Arkansas	*	7.0	5	1	1	1	4	1	0	0	1	0	0	0	7-1	13-0	1	1.34	86
Mar 29	at Ohio-1	*	0.1	0	0	0	0	0	0	0	0	0	0	0	0	0-1	13-0	1	1.34	13
Mar 29	at Ohio-2	*	3.2	1	0	0	0	2	0	0	0	0	0	0	0	3-1	14-0	1	1.28	33
Apr 01	AUBURN	*	2.1	4	8	6	3	2	1	0	1	0	0	0	0	0-9	14-1	1	1.72	58
Apr 03	AUBURN	*	9.0	6	3	2	4	5	1	0	1	0	0	0	0	1-3	14-2	1	1.70	133
Apr 10	at LSU	*	7.0	5	0	0	3	5	0	0	0	1	0	1	0	3-0	15-2	1	1.59	116
Apr 13	EASTERN KENTUCKY	*	3.0	1	0	0	0	3	0	0	0	0	0	0	0	2-1	16-2	1	1.55	34
Apr 16	MISSOURI	*	6.2	9	7	4	1	3	1	0	2	0	0	0	0	2-9	16-3	1	1.70	106
Apr 20	at WKU	*	7.0	1	0	0	3	8	0	0	0	0	0	0	0	5-0	17-3	1	1.60	101
Apr 22	at Alabama	*	0.1	0	0	0	1	0	0	0	0	0	0	0	0	3-2	17-3	2	1.60	10
Apr 23	at Alabama	*	6.0	10	7	7	4	0	0	0	1	0	0	0	0	1-7	17-4	2	1.90	101
Apr 24	at Alabama	*	2.2	1	0	0	1	3	0	0	0	0	0	0	0	0-3	17-4	2	1.87	41
May 06	MISSISSIPPI STATE	*	1.1	2	0	0	1	1	0	0	0	0	0	0	0	3-2	18-4	2	1.85	23
May 07	MISSISSIPPI STATE	*	7.0	3	0	0	1	4	0	0	0	0	0	1	0	1-0	19-4	2	1.75	88
May 12	vs LSU	*	4.1	4	2	2	1	5	0	0	0	0	0	0	0	1-3	19-5	2	1.80	73
Totals		22	144.0	109	47	37	36	115	12	0	8	4	1	7	0	134-64	19-5	2	1.80	-

2016 Kentucky Softball  
Individual Game-by-Game for Kentucky (as of May 12, 2016)

#1 Sarah Rainwater - 50 games (All games)

Date	Opponent	Pos	AB	R	H	RBI	2B	3B	HR	BB	SB	CS	HBP	SAC	SF	GDP	K	PO	A	E	Avg
Feb 12	vs Notre Dame	of	2	1	0	0	2	0	0	0	0	0	0	0	0	0	1	0	0	0	.000
Feb 12	vs Oregon State	of	0	0	0	0	0	0	0	0	0	0	0	0	0	0	0	0	0	0	.000
Feb 13	vs Oregon	*dh/of	0	0	0	0	0	0	0	0	0	0	0	0	0	0	0	0	0	0	.000
Feb 14	vs New Mexico	of	0	0	0	0	0	0	0	0	0	0	0	0	0	0	0	0	0	0	.000
Feb 15	vs Utah	*of/dh	0	0	0	0	0	0	0	0	0	0	0	0	0	0	0	0	0	0	.000
Feb 15	at Arizona State	of	0	0	0	0	0	0	0	0	0	0	0	0	0	0	0	0	0	0	.000
Feb 18	vs San Diego	of	0	0	0	0	0	0	0	0	0	0	0	0	0	0	0	0	0	0	.000
02-18-16	vs San Diego State	of	1	0	0	0	0	0	0	0	0	0	0	0	0	0	0	1	0	0	.000
Feb 19	vs California	of	0	0	0	0	0	0	0	0	0	0	0	0	0	0	0	0	0	0	.000
Feb 20	vs South Dakota	pr/of	1	1	1	0	0	0	0	0	0	0	0	0	0	0	0	0	0	0	.250
Feb 20	vs Texas Tech	*dh/pr	0	0	0	0	0	0	0	0	0	0	0	0	0	0	0	0	0	0	.250
Feb 26	vs Lipscomb	*of	0	0	0	0	0	0	0	0	0	0	0	0	0	0	0	0	0	0	.250
Feb 27	vs Eastern Illinois	pr/of	0	1	0	0	0	0	0	1	0	0	0	0	0	0	0	0	0	0	.250
Feb 27	at UT Chattanooga	*of	0	0	0	0	0	0	0	0	0	0	0	0	0	0	0	0	0	0	.250
Feb 28	vs Evansville	pr/of	0	1	0	0	0	0	0	0	0	0	0	0	0	0	0	0	0	0	.250
Mar 04	vs Lehigh	pr/of	0	1	0	0	0	0	0	0	0	0	0	0	0	0	0	0	0	0	.250
Mar 05	vs Charlotte	*of/dh	0	0	0	0	0	0	0	0	0	0	0	0	0	0	0	0	0	0	.250
Mar 05	at Winthrop	of	0	0	0	0	0	0	0	0	0	0	0	0	0	0	0	0	0	0	.250
Mar 06	at Winthrop	*of/pr	0	0	0	0	0	0	0	0	0	0	0	0	0	0	0	0	0	0	.250
Mar 09	INDIANA	of	0	0	0	0	0	0	0	0	0	0	0	0	0	0	0	0	0	0	.250
3/11/2016	at South Carolina	pr	0	0	0	0	0	0	0	0	0	0	0	0	0	0	0	0	0	0	.250
3/12/2016	at South Carolina	of	0	0	0	0	0	0	0	1	1	0	0	0	0	0	0	0	0	0	.250
3/13/2016	at South Carolina	pr/of	0	1	0	0	0	0	0	0	0	0	0	0	0	0	0	0	0	0	.250
Mar 16	at Marshall	*dh	0	0	0	0	0	0	0	0	0	0	0	0	0	0	0	0	0	0	.250
Mar 18	OLE MISS	pr/of	0	0	0	0	0	0	0	0	0	0	0	0	0	0	0	0	0	0	.250
Mar 19	OLE MISS	pr/of	0	0	0	0	0	0	0	0	0	0	0	0	0	0	0	0	0	1	.250
Mar 20	OLE MISS	*of/dh	2	1	1	0	0	0	0	0	0	0	0	0	0	0	1	1	0	0	.333
Mar 23	MURRAY ST.	pr/of	0	0	0	0	0	0	0	0	0	0	0	0	0	0	0	0	0	0	.333
Mar 25	at Arkansas	pr/of	0	1	0	0	0	0	0	0	0	0	0	0	0	0	0	0	0	0	.333
Mar 26	at Arkansas	pr/of	2	1	0	0	0	0	0	0	0	0	0	0	0	0	0	0	0	0	.250
Mar 27	at Arkansas	pr/of	0	1	0	0	0	0	0	0	0	0	0	0	0	0	0	0	0	0	.250
Mar 29	at Ohio-1	*of	0	0	0	0	0	0	0	0	0	0	0	0	0	0	0	2	0	0	.250
Mar 29	at Ohio-2	pr/of	0	0	0	0	0	0	0	0	0	0	0	0	0	0	0	0	0	0	.250
Apr 01	AUBURN	of	0	0	0	0	0	0	0	0	0	0	0	0	0	0	0	0	0	0	.250
Apr 02	AUBURN	of	0	0	0	0	0	0	0	0	0	0	0	0	0	0	0	0	0	0	.250
Apr 03	AUBURN	of/of	0	0	0	0	0	0	0	0	0	0	0	0	0	0	0	0	0	0	.250
Apr 09	at LSU	pr/of	0	0	0	0	0	0	0	0	0	0	0	0	0	0	0	0	0	0	.250
Apr 10	at LSU	pr/of	0	0	0	0	0	0	0	0	0	0	0	0	0	0	0	1	0	0	.250
Apr 11	at LSU	pr/of	0	0	0	0	0	0	0	0	0	0	0	0	0	0	0	0	0	0	.250
Apr 13	EASTERN KENTUCKY	of	0	0	0	0	0	0	0	0	0	0	0	0	0	0	0	0	0	0	.250
Apr 15	MISSOURI	*of	0	0	0	0	0	0	0	0	0	0	0	0	0	0	0	0	0	0	.250
Apr 16	MISSOURI	pr/of	0	1	0	0	0	0	0	0	0	0	0	0	0	0	0	0	0	0	.250
Apr 17	MISSOURI	pr/of	0	1	0	0	0	0	0	0	0	0	0	0	0	0	0	1	0	0	.250
Apr 20	at WKU	of	0	0	0	0	0	0	0	0	0	0	0	0	0	0	0	0	0	0	.250
Apr 22	at Alabama	pr/of	0	0	0	0	0	0	0	0	0	0	0	0	0	0	0	0	0	0	.250
Apr 23	at Alabama	of	0	0	0	0	0	0	0	0	0	0	0	0	0	0	0	0	0	0	.250
Apr 27	at Louisville	of	0	0	0	0	0	0	0	0	0	0	0	0	0	0	0	0	0	0	.250
May 06	MISSISSIPPI STATE	*of/pr	0	0	0	0	0	0	0	0	0	0	0	0	0	0	0	1	1	0	.250
May 08	MISSISSIPPI STATE	*of/of	0	0	0	0	0	0	0	0	0	0	0	0	0	0	0	3	0	0	.250
May 12	vs LSU	of/pr	0	0	0	0	0	0	0	0	0	0	0	0	0	0	0	0	0	0	.250
Totals		13gs	8	12	2	0	0	0	0	2	1	0	0	0	0	0	2	10	1	1	.250

On base pct. .400 • Slugging pct. .250



2016 Kentucky Softball  
Individual Game-by-Game for Kentucky (as of May 12, 2016)

#9 Breanne Ray - 42 games (All games)

Date	Opponent	Pos	AB	R	H	RBI	2B	3B	HR	BB	SB	CS	HBP	SAC	SF	GDP	K	PO	A	E	Avg
Feb 12	vs Notre Dame	ph	0	0	0	0	0	0	0	0	0	0	1	0	0	0	0	0	0	0	.000
Feb 12	vs Oregon State	*of	1	0	0	0	0	0	0	0	0	0	0	0	0	0	0	0	0	0	.000
Feb 13	vs Oregon	*of	3	0	0	0	0	0	0	0	0	0	1	0	0	0	2	1	1	0	.000
Feb 18	vs San Diego	ph/of	1	0	0	0	0	0	0	0	0	0	0	0	0	0	1	0	0	0	.000
Feb 20	vs South Dakota	*of/of	2	0	1	1	0	0	0	0	0	0	0	0	0	0	0	0	0	0	.143
Feb 26	vs Lipscomb	ph/of	1	0	0	0	0	0	0	0	0	0	0	0	0	0	0	0	0	0	.125
Feb 26	vs Miami (OH)	ph	1	0	0	0	0	0	0	0	0	0	0	0	0	0	0	0	0	0	.111
Feb 27	vs Eastern Illinois	*of	2	0	1	0	1	0	0	0	0	0	0	0	0	0	0	0	0	0	.182
Feb 27	at UT Chattanooga	ph/of	1	0	0	1	0	0	0	0	0	0	0	0	1	0	0	0	0	0	.167
Feb 28	vs Evansville	*dh	3	0	0	0	0	0	0	0	0	0	0	0	0	0	0	0	0	0	.133
Mar 04	vs Albany	ph	1	0	1	0	0	0	0	0	0	0	0	0	0	0	0	0	0	0	.188
Mar 04	vs Lehigh	*of	2	0	0	0	0	0	0	0	0	0	1	0	0	0	0	0	0	0	.167
Mar 05	vs Charlotte	ph	1	0	0	0	0	0	0	0	0	0	0	0	0	0	0	0	0	0	.158
Mar 05	at Winthrop	*of	3	0	0	0	0	0	0	0	0	0	0	0	0	0	1	0	0	0	.136
3/12/2016	at South Carolina	*of	3	1	2	2	0	0	0	0	0	0	0	0	0	0	1	0	0	0	.200
Mar 16	at Marshall	*of	2	0	1	0	0	0	0	0	0	0	0	0	0	0	0	1	0	0	.222
Mar 18	OLE MISS	*of	2	0	0	0	0	0	0	0	0	0	0	0	0	0	0	1	0	0	.207
Mar 19	OLE MISS	ph	1	0	0	0	0	0	0	0	0	0	0	0	0	0	0	0	0	0	.200
Mar 22	NORTHERN KENTUCK	ph	1	1	1	2	0	0	1	0	0	0	0	0	0	0	0	0	0	0	.226
Mar 23	MURRAY ST.	*of	3	1	1	1	0	0	1	0	0	0	0	0	0	0	0	0	0	0	.235
Mar 25	at Arkansas	*of	2	1	1	2	1	0	0	0	0	0	0	0	0	0	0	0	0	0	.250
Mar 26	at Arkansas	*of	2	0	1	1	1	0	0	0	0	0	0	0	0	0	0	0	0	0	.263
Mar 27	at Arkansas	*of/dh	2	0	0	1	0	0	0	1	0	0	0	0	0	0	0	0	0	2	.250
Mar 29	at Ohio-1	of	0	0	0	0	0	0	0	0	0	0	0	0	0	0	0	0	0	0	.250
Mar 29	at Ohio-2	*of	3	0	1	0	0	0	0	0	0	0	0	0	0	0	0	1	0	0	.256
Apr 02	AUBURN	*dh/of	2	0	0	1	0	0	0	0	0	0	0	0	1	0	0	0	0	0	.244
Apr 03	AUBURN	*of	2	0	0	0	0	0	0	0	0	0	0	0	0	0	1	0	0	0	.234
Apr 09	at LSU	*of/ph	2	0	0	0	0	0	0	1	0	0	0	0	0	0	0	0	0	0	.224
Apr 10	at LSU	*of	3	0	1	0	0	0	0	0	0	0	0	0	0	0	1	0	0	0	.231
Apr 11	at LSU	*dh/of	2	0	1	1	0	0	0	1	0	0	0	0	0	0	1	1	0	0	.241
Apr 13	EASTERN KENTUCKY	*dh/of	3	0	1	0	1	0	0	0	0	0	0	0	0	0	1	0	0	0	.246
Apr 15	MISSOURI	*of	2	0	0	0	0	0	0	0	0	0	0	0	0	0	0	1	0	0	.237
Apr 16	MISSOURI	*of/ph	3	0	1	0	0	0	0	0	0	0	0	0	0	0	0	0	0	0	.242
Apr 17	MISSOURI	*of	2	0	1	0	0	0	0	0	0	0	0	0	0	0	0	0	0	0	.250
Apr 20	at WKU	*dh	2	0	0	1	0	0	0	0	0	0	0	0	0	0	0	0	0	0	.242
Apr 22	at Alabama	*of	1	0	0	0	0	0	0	1	0	0	0	1	0	0	0	0	0	0	.239
Apr 23	at Alabama	*of	3	0	1	0	1	0	0	0	0	0	0	0	0	0	1	2	0	0	.243
Apr 24	at Alabama	*of	3	0	0	0	0	0	0	0	0	0	0	0	0	0	0	1	0	0	.233
Apr 27	at Louisville	*dh/of	4	0	0	0	0	0	0	0	0	0	0	0	0	0	0	0	0	0	.221
May 06	MISSISSIPPI STATE	*of	4	0	0	0	0	0	0	0	0	0	0	0	0	0	0	0	0	0	.210
May 07	MISSISSIPPI STATE	ph	1	0	0	0	0	0	0	0	0	0	0	0	0	0	0	0	0	0	.207
May 12	vs LSU	*of	1	0	0	0	0	0	0	0	0	0	0	0	0	0	0	0	0	0	.205
Totals		31gs	83	4	17	14	5	0	2	4	0	0	3	1	2	0	10	9	1	2	.205

On base pct. .261 • Slugging pct. .337

2016 Kentucky Softball  
 Individual Game-by-Game for Kentucky (as of May 12, 2016)

#23 Katie Reed - 55 games (All games)

Date	Opponent	Pos	AB	R	H	RBI	2B	3B	HR	BB	SB	CS	HBP	SAC	SF	GDP	K	PO	A	E	Avg
Feb 12	vs Notre Dame	*2b	2	3	2	1	1	0	0	2	0	0	0	0	0	0	0	4	1	0	1.000
Feb 12	vs Oregon State	*2b	3	0	1	0	0	0	0	0	0	0	0	0	0	0	0	0	0	0	.600
Feb 13	vs Oregon	*ss	4	1	1	0	0	0	0	0	1	0	0	0	0	0	1	0	1	2	.444
Feb 14	vs New Mexico	*2b/dh	4	2	2	1	1	0	0	0	1	0	0	0	0	0	0	2	2	0	.462
Feb 15	vs Utah	*2b	3	0	1	0	0	0	0	0	0	0	0	0	0	0	0	1	0	0	.438
Feb 15	at Arizona State	*2b/ss	3	0	1	0	0	0	0	0	0	0	0	0	0	0	0	1	1	0	.421
Feb 18	vs San Diego	*2b	3	0	1	1	1	0	0	0	0	0	0	0	0	0	0	1	2	0	.409
02-18-16	vs San Diego State	*2b	4	2	3	3	0	0	2	0	0	0	0	0	0	0	0	2	2	0	.462
Feb 19	vs California	*2b/ss	2	1	2	0	0	0	0	0	0	0	0	1	0	0	0	2	2	0	.500
Feb 20	vs South Dakota	*2b/ss	3	2	1	1	0	0	1	1	0	0	0	0	0	0	0	0	1	0	.484
Feb 20	vs Texas Tech	*2b	3	1	2	1	0	0	0	0	0	0	0	0	0	0	1	1	1	0	.500
Feb 26	vs Lipscomb	*2b	2	0	1	0	0	0	0	1	0	2	0	0	0	0	1	0	0	0	.500
Feb 26	vs Miami (OH)	*2b	4	2	3	0	0	1	0	0	0	0	0	0	0	0	0	1	1	0	.525
Feb 27	vs Eastern Illinois	*2b	3	2	2	2	1	0	0	0	0	0	0	0	0	0	1	0	1	0	.535
Feb 27	at UT Chattanooga	*2b	3	0	1	0	0	0	0	0	0	0	1	0	0	0	0	1	1	0	.522
Feb 28	vs Evansville	*2b	4	2	2	2	0	1	0	0	1	0	0	0	0	0	0	0	2	0	.520
Mar 04	vs Albany	*2b/dh	2	2	1	0	1	0	0	1	1	0	0	0	0	0	0	0	0	0	.519
Mar 04	vs Lehigh	*2b	4	1	2	0	0	0	0	0	0	0	0	0	0	0	0	2	1	0	.518
Mar 05	vs Charlotte	*2b	4	0	0	0	0	0	0	0	0	0	0	0	0	0	2	0	0	0	.483
Mar 05	at Winthrop	*2b	2	1	0	0	0	0	0	1	1	0	0	1	0	0	0	1	1	0	.468
Mar 06	at Winthrop	*2b	1	0	0	0	0	0	0	0	0	0	0	0	0	0	1	1	2	0	.460
Mar 09	INDIANA	*2b	3	0	1	0	0	0	0	0	1	0	0	0	0	0	1	1	3	0	.455
3/11/2016	at South Carolina	*2b	4	1	3	0	0	0	0	0	1	0	0	0	0	0	1	0	2	0	.471
3/12/2016	at South Carolina	*2b	2	1	1	0	0	0	0	2	1	0	0	0	0	0	1	2	1	0	.472
3/13/2016	at South Carolina	*2b	2	0	0	0	0	0	0	0	0	0	1	1	0	0	0	4	1	0	.459
Mar 16	at Marshall	*2b	3	0	0	0	0	0	0	0	0	0	0	0	0	0	0	2	1	0	.442
Mar 18	OLE MISS	*2b	2	0	0	0	0	0	0	1	0	0	0	0	0	0	0	3	1	0	.430
Mar 19	OLE MISS	*2b	2	1	1	0	0	0	0	1	0	0	0	0	0	0	0	2	2	0	.432
Mar 20	OLE MISS	*2b	2	0	0	1	0	0	0	0	0	0	0	1	1	0	0	1	4	0	.422
Mar 22	NORTHERN KENTUC	*2b	3	1	2	2	0	0	0	0	0	0	0	0	0	0	0	0	1	0	.430
Mar 23	MURRAY ST.	*2b	2	1	0	0	0	0	0	0	0	0	1	0	0	0	0	2	0	0	.420
Mar 25	at Arkansas	*2b	2	0	0	0	0	0	0	1	0	0	0	0	0	0	0	0	0	0	.411
Mar 26	at Arkansas	*2b	2	0	0	0	0	0	0	2	0	0	0	0	0	0	1	3	3	0	.402
Mar 27	at Arkansas	*2b	1	1	1	2	0	0	0	1	1	0	0	1	2	0	0	0	1	0	.409
Mar 29	at Ohio-1	*2b	2	0	0	0	0	0	0	0	0	0	0	0	0	0	2	3	2	0	.400
Mar 29	at Ohio-2	*2b	4	0	0	0	0	0	0	0	0	0	0	0	0	0	1	3	0	0	.384
Apr 01	AUBURN	*2b	2	0	0	0	0	0	0	0	0	0	0	0	0	0	0	1	1	1	.376
Apr 02	AUBURN	*2b	4	0	1	1	0	0	0	0	0	0	0	0	0	0	2	2	0	0	.371
Apr 03	AUBURN	*2b	3	0	1	0	0	0	0	1	0	0	0	0	0	0	0	2	4	0	.370
Apr 09	at LSU	*2b	3	0	0	0	0	0	0	0	0	0	0	0	0	0	2	2	1	1	.360
Apr 10	at LSU	*2b	4	0	0	0	0	0	0	0	0	0	0	0	0	0	0	2	3	0	.348
Apr 11	at LSU	*2b	4	0	0	0	0	0	0	0	0	0	0	0	0	0	2	5	2	0	.336
Apr 13	EASTERN KENTUCKY	*2b	2	0	1	0	0	0	0	0	0	0	0	0	0	0	0	1	3	0	.339
Apr 15	MISSOURI	*2b	3	1	1	0	0	0	0	0	1	0	0	0	0	0	0	1	5	0	.339
Apr 16	MISSOURI	*2b	4	0	1	0	0	0	0	0	0	0	0	0	0	0	0	2	4	1	.336
Apr 17	MISSOURI	*2b	2	0	0	0	0	0	0	0	0	0	0	0	0	0	0	1	0	0	.331
Apr 20	at WKU	*2b	3	0	0	0	0	0	0	0	0	0	0	0	0	0	1	2	2	0	.323
Apr 22	at Alabama	*2b	3	2	1	0	0	0	0	0	1	0	0	0	0	0	1	0	2	1	.324
Apr 23	at Alabama	*2b	3	0	0	0	0	0	0	0	0	0	0	0	0	0	1	4	2	0	.317
Apr 24	at Alabama	*2b	2	0	1	0	0	0	0	0	0	0	0	0	0	0	0	0	1	0	.319
Apr 27	at Louisville	*2b	3	1	3	0	1	0	0	0	0	0	0	0	0	0	0	1	1	0	.333
May 06	MISSISSIPPI STATE	*2b	3	0	0	0	0	0	0	0	0	0	0	0	0	0	0	2	1	0	.327
May 07	MISSISSIPPI STATE	*2b	2	0	0	0	0	0	0	0	0	0	0	0	0	0	1	0	1	0	.322
May 08	MISSISSIPPI STATE	*2b	3	0	0	0	0	0	0	0	0	0	0	0	0	0	1	4	1	0	.316
May 12	vs LSU	*2b	3	0	1	1	1	0	0	0	0	0	0	0	0	0	0	2	2	0	.316
Totals		55gs	155	32	49	19	7	2	3	15	11	2	3	5	3	0	25	80	80	6	.316

On base pct. .381 • Slugging pct. .445

### 2016 Kentucky Softball Individual Game-by-Game for Kentucky (as of May 12, 2016)

#### #8 Erin Rethlake - 46 games (All games)

Date	Opponent	Pos	AB	R	H	RBI	2B	3B	HR	BB	SB	CS	HBP	SAC	SF	GDP	K	PO	A	E	Avg
Feb 12	vs Notre Dame	*of/pr	2	1	0	0	2	0	0	1	0	0	0	0	0	0	0	1	0	0	.000
Feb 12	vs Oregon State	*dh/p	2	0	0	0	0	0	0	0	0	0	0	0	0	0	0	1	1	0	.000
Feb 13	vs Oregon	of/ph	1	0	0	0	0	0	0	0	0	0	0	0	0	0	0	2	0	0	.000
Feb 14	vs New Mexico	*of	1	0	0	0	0	0	0	0	0	0	0	0	0	0	1	0	0	0	.000
Feb 15	vs Utah	*of	2	0	0	0	0	0	0	0	0	0	0	0	0	0	0	0	0	0	.000
Feb 15	at Arizona State	*of/of	3	1	1	0	0	0	0	0	0	0	0	0	0	0	1	2	1	0	.091
Feb 18	vs San Diego	*dh/of	1	0	0	0	0	0	0	0	0	0	0	0	0	0	0	0	0	0	.083
Feb 19	vs California	*dh/pr	4	0	0	0	0	0	0	0	0	0	0	0	0	0	0	0	4	0	.062
Feb 20	vs Texas Tech	*of/of	2	1	0	0	0	0	0	1	0	0	0	0	0	0	0	0	0	0	.056
Feb 26	vs Lipscomb	*p	2	0	0	0	0	0	0	0	0	0	0	0	0	0	0	0	1	0	.050
Feb 26	vs Miami (OH)	*of/of	1	1	1	0	0	0	0	1	0	0	0	0	0	0	0	0	0	0	.095
Feb 27	at UT Chattanooga	*of	2	0	0	0	0	0	0	0	0	0	0	1	0	0	0	2	0	0	.087
Feb 28	vs Evansville	ph/of	2	0	0	0	0	0	0	0	0	0	0	0	0	0	1	0	0	0	.080
Mar 04	vs Albany	*of	2	0	2	0	0	0	0	1	1	0	0	0	0	0	0	0	0	0	.148
Mar 04	vs Lehigh	pr/of	2	1	0	0	0	0	0	0	1	0	0	0	0	0	1	1	0	0	.138
Mar 05	vs Charlotte	*p/dh	2	0	1	0	0	0	0	0	0	0	0	0	0	0	0	0	0	0	.161
Mar 05	at Winthrop	of/of	0	0	0	0	0	0	0	0	0	0	0	0	0	0	0	0	0	0	.161
Mar 06	at Winthrop	ph/of	2	0	0	0	0	0	0	0	0	0	0	0	0	0	1	0	0	0	.152
Mar 09	INDIANA	*of	3	0	0	0	0	0	0	0	0	0	0	0	0	0	1	2	0	0	.139
3/11/2016	at South Carolina	ph/of	1	0	1	1	0	0	0	0	0	0	0	0	0	0	0	0	0	0	.162
3/12/2016	at South Carolina	of	0	0	0	0	0	0	0	1	0	0	0	0	0	0	0	0	0	0	.162
3/13/2016	at South Carolina	*of	3	0	0	0	0	0	0	0	0	0	0	1	0	0	0	3	0	0	.150
Mar 16	at Marshall	*p/of	2	0	0	0	0	0	0	0	0	0	0	0	0	0	0	0	1	0	.143
Mar 19	OLE MISS	*of/of	2	0	0	0	0	0	0	0	0	0	0	0	0	0	0	0	0	0	.136
Mar 23	MURRAY ST.	of	0	0	0	0	0	0	0	0	0	0	0	0	0	0	0	0	0	0	.136
Mar 25	at Arkansas	of	1	0	1	1	0	0	0	0	0	0	0	0	0	0	0	0	0	0	.156
Mar 26	at Arkansas	of	1	0	0	0	0	0	0	1	0	0	0	0	0	0	1	0	0	0	.152
Mar 27	at Arkansas	pr/of	1	1	0	0	0	0	0	0	0	0	0	0	0	0	0	0	0	0	.149
Mar 29	at Ohio-1	pr/of	1	0	0	0	0	0	0	0	0	0	0	0	0	0	0	0	0	0	.146
Mar 29	at Ohio-2	of	0	0	0	0	0	0	0	0	0	0	0	0	0	0	0	0	0	0	.146
Apr 01	AUBURN	*of	1	0	0	0	0	0	0	0	0	0	0	0	0	0	1	0	0	0	.143
Apr 02	AUBURN	of	0	0	0	0	0	0	0	0	0	0	0	0	0	0	0	0	0	0	.143
Apr 03	AUBURN	of/of	2	0	0	0	0	0	0	0	0	0	0	0	0	0	0	0	0	0	.137
Apr 09	at LSU	pr/of	0	0	0	0	0	0	0	0	0	0	0	0	0	0	0	0	0	0	.137
Apr 10	at LSU	pr/of	0	1	0	0	0	0	0	0	0	0	0	0	0	0	0	0	0	0	.137
Apr 11	at LSU	pr/of	0	0	0	0	0	0	0	0	0	0	0	0	0	0	0	0	0	0	.137
Apr 13	EASTERN KENTUCKY	ph/of	1	0	0	0	0	0	0	1	1	0	0	0	0	0	1	0	0	0	.135
Apr 15	MISSOURI	p/of	1	0	0	0	0	0	0	0	0	0	0	0	0	0	1	0	0	0	.132
Apr 16	MISSOURI	pr/of	0	0	0	0	0	0	0	0	0	0	0	0	0	0	0	1	0	0	.132
Apr 17	MISSOURI	pr/of	0	0	0	0	0	0	0	0	0	0	0	1	0	0	0	1	0	0	.132
Apr 20	at WKU	pr/of	1	1	0	0	0	0	0	0	0	0	0	0	0	0	1	1	0	0	.130
Apr 22	at Alabama	pr/of	0	0	0	0	0	0	0	0	0	0	0	0	0	0	0	1	0	0	.130
Apr 23	at Alabama	pr	0	0	0	0	0	0	0	0	0	0	0	0	0	0	0	0	0	0	.130
Apr 27	at Louisville	pr/of	0	0	0	0	0	0	0	0	0	0	0	0	0	0	0	0	0	0	.130
May 06	MISSISSIPPI STATE	of	0	0	0	0	0	0	0	0	0	0	0	0	0	0	0	0	0	0	.130
May 12	vs LSU	of	1	0	0	0	0	0	0	0	0	0	0	0	0	0	0	0	0	0	.127
Totals		18gs	55	8	7	2	0	0	0	7	3	0	0	3	0	0	11	18	8	0	.127

On base pct. .226 • Slugging pct. .127

#### #8 Erin Rethlake - 6 appearances (All games)

Date	Opponent	GS	IP	H	R	ER	BB	SO	2B	3B	HR	WP	BK	HBP	IBB	Score	W-L	Sv	ERA	NP
Feb 12	vs Oregon State		3.0	5	4	4	2	1	1	0	1	1	0	2	0	0-8	0-1	0	9.33	77
Feb 19	vs California		2.1	3	1	1	0	2	0	0	0	0	0	0	0	1-5	0-1	0	6.56	37
Feb 26	vs Lipscomb	*	7.0	0	0	0	1	14	0	0	0	1	0	0	0	4-0	1-1	0	2.84	104
Mar 05	vs Charlotte	*	1.0	3	5	4	0	3	0	0	1	0	0	2	0	3-5	1-2	0	4.72	31
Mar 16	at Marshall	*	1.2	0	0	0	3	2	0	0	0	0	0	1	0	1-0	1-2	0	4.20	45
Apr 15	MISSOURI		1.0	2	3	2	2	0	2	0	0	0	0	0	0	7-6	1-2	0	4.81	35
Totals		3	16.0	13	13	11	8	22	3	0	2	2	0	5	0	16-24	1-2	0	4.81	-

2016 Kentucky Softball  
Individual Game-by-Game for Kentucky (as of May 12, 2016)

#77 Nikki Sagermann - 53 games (All games)

Date	Opponent	Pos	AB	R	H	RBI	2B	3B	HR	BB	SB	CS	HBP	SAC	SF	GDP	K	PO	A	E	Avg
Feb 12	vs Notre Dame	*3b	3	1	2	2	0	0	0	1	0	0	0	0	0	0	0	1	2	0	.667
Feb 12	vs Oregon State	*3b	3	0	1	0	0	0	0	0	0	0	0	0	0	0	0	0	1	0	.500
Feb 13	vs Oregon	*3b	3	1	1	1	1	0	0	1	0	0	0	0	0	0	0	0	1	0	.444
Feb 14	vs New Mexico	*dh	3	3	2	3	0	0	0	1	0	0	0	0	0	0	0	0	0	0	.500
Feb 15	vs Utah	*3b	3	0	1	0	0	0	0	0	0	0	0	0	0	0	2	1	5	1	.467
Feb 15	at Arizona State	*3b/2b	3	1	2	0	0	0	0	0	0	0	0	0	0	0	0	2	3	0	.500
Feb 18	vs San Diego	*3b/dh	2	1	0	0	0	0	0	1	0	0	0	0	0	0	1	0	0	0	.450
02-18-16	vs San Diego State	*3b	3	0	2	0	0	0	0	0	0	0	0	0	0	0	0	0	2	0	.478
Feb 19	vs California	*3b/dh	3	0	0	0	0	0	0	0	0	0	0	0	0	0	1	3	2	1	.423
Feb 20	vs South Dakota	*3b	2	1	0	0	0	0	0	1	0	0	0	0	0	0	0	0	3	0	.393
Feb 20	vs Texas Tech	*3b	2	1	2	3	0	0	1	1	0	0	0	0	0	0	0	1	0	0	.433
Feb 26	vs Lipscomb	*3b	2	2	2	1	0	0	1	1	0	0	0	0	0	0	0	5	0	0	.469
Feb 26	vs Miami (OH)	*3b	2	0	0	0	0	0	0	0	0	0	0	0	0	0	1	0	1	0	.441
Feb 27	vs Eastern Illinois	*dh	1	1	0	0	0	0	0	1	0	0	0	0	0	0	0	0	0	0	.429
Feb 27	at UT Chattanooga	*3b	3	2	1	2	0	0	1	1	0	0	0	0	0	0	1	1	2	0	.421
Feb 28	vs Evansville	*3b	2	0	0	0	0	0	0	0	0	0	0	0	0	0	2	1	1	0	.400
Mar 04	vs Albany	*3b	2	1	0	0	0	0	0	1	0	0	0	0	0	0	0	0	0	0	.381
Mar 04	vs Lehigh	*3b/dh	3	0	2	2	0	0	0	0	0	0	0	0	0	0	0	0	3	0	.400
Mar 05	vs Charlotte	*3b	3	0	1	1	0	1	0	0	0	0	0	0	0	0	0	1	0	1	.396
Mar 05	at Winthrop	*3b/dh	2	1	1	1	1	0	0	1	0	0	0	0	1	0	0	0	1	0	.400
Mar 06	at Winthrop	*3b	1	1	1	0	1	0	0	0	0	0	0	1	0	0	0	1	2	0	.412
Mar 09	INDIANA	*3b	1	0	1	0	0	0	0	2	0	0	0	0	0	0	0	0	2	0	.423
3/11/2016	at South Carolina	*3b	4	1	0	0	0	0	0	0	1	0	0	0	0	1	0	1	1	0	.393
3/12/2016	at South Carolina	*3b	3	1	0	0	0	0	0	1	0	0	0	0	0	0	1	0	6	1	.373
3/13/2016	at South Carolina	*3b	3	0	0	0	0	0	0	0	0	0	1	0	0	1	0	0	2	0	.355
Mar 18	OLE MISS	*dh	3	0	0	0	0	0	0	0	0	0	0	0	0	0	0	0	0	0	.338
Mar 20	OLE MISS	*3b	2	2	2	1	1	0	1	1	0	0	0	0	0	0	0	0	1	0	.358
Mar 22	NORTHERN KENTUC	*3b	1	1	1	0	0	0	0	1	1	0	0	0	0	0	0	0	1	1	.368
Mar 23	MURRAY ST.	*3b	2	1	0	1	0	0	0	1	0	0	0	0	0	0	0	0	1	0	.357
Mar 25	at Arkansas	*3b	2	1	2	1	0	0	0	1	0	0	0	0	0	0	0	1	0	0	.375
Mar 26	at Arkansas	*dh/3b	1	0	0	0	0	0	0	2	1	0	0	0	0	0	0	0	1	0	.370
Mar 27	at Arkansas	*3b	3	2	0	0	0	0	0	2	0	0	0	0	0	0	0	2	3	0	.355
Mar 29	at Ohio-1	*dh	3	0	1	0	1	0	0	0	0	0	0	0	0	0	0	0	0	0	.354
Mar 29	at Ohio-2	*dh	1	1	1	0	0	0	0	1	0	0	0	0	0	0	0	0	0	0	.363
Apr 01	AUBURN	*3b	0	0	0	0	0	0	0	2	0	0	0	0	0	0	0	1	2	0	.363
Apr 02	AUBURN	*3b/dh	2	0	0	0	0	0	0	1	0	0	0	0	0	1	0	0	2	1	.354
Apr 03	AUBURN	*dh/3b	4	0	1	0	0	0	0	0	0	0	0	0	0	0	0	0	1	0	.349
Apr 09	at LSU	*dh/3b	2	0	0	0	0	0	0	1	0	0	0	0	0	0	1	0	0	0	.341
Apr 10	at LSU	*dh	3	0	1	0	0	0	0	0	0	0	0	0	0	0	1	0	0	0	.341
Apr 11	at LSU	*3b/dh	3	1	1	0	0	0	0	1	1	0	0	0	0	0	0	0	0	0	.340
Apr 13	EASTERN KENTUCKY	*3b	2	0	0	0	0	0	0	0	0	0	0	0	0	0	1	0	1	0	.333
Apr 15	MISSOURI	*dh	3	0	1	0	0	0	0	0	0	0	0	0	0	0	1	0	0	0	.333
Apr 16	MISSOURI	*dh	2	0	1	0	0	0	0	0	0	0	0	0	0	0	1	0	0	0	.337
Apr 17	MISSOURI	*dh/p	1	0	0	0	0	0	0	1	0	0	0	0	0	0	1	0	0	0	.333
Apr 20	at WKU	*3b	2	0	0	0	0	0	0	1	0	0	0	0	0	0	0	0	2	0	.327
Apr 22	at Alabama	*dh	4	1	1	2	0	0	1	0	0	0	0	0	0	0	2	0	0	0	.324
Apr 23	at Alabama	*dh	3	0	0	0	0	0	0	0	0	0	0	0	0	0	1	0	0	0	.315
Apr 24	at Alabama	*dh	3	0	0	0	0	0	0	0	0	0	0	0	0	0	0	0	0	0	.307
Apr 27	at Louisville	*3b	4	1	0	0	0	0	0	0	0	0	0	0	0	1	1	0	4	0	.297
May 06	MISSISSIPPI STATE	*3b	3	1	1	1	0	0	1	1	0	0	0	0	0	0	0	2	9	0	.298
May 07	MISSISSIPPI STATE	*3b	1	0	0	0	0	0	0	2	0	0	0	0	0	0	0	1	5	0	.295
May 08	MISSISSIPPI STATE	*3b/dh	2	0	0	0	0	0	0	1	0	0	0	0	0	0	0	0	0	0	.290
May 12	vs LSU	*dh	3	0	1	0	0	0	0	0	0	0	0	0	0	0	0	0	0	0	.291
Totals		53gs	127	31	37	22	5	1	6	34	4	0	1	1	1	4	19	20	78	6	.291

On base pct. .442 • Slugging pct. .488

#77 Nikki Sagermann - 1 appearance (All games)

Date	Opponent	GS	IP	H	R	ER	BB	SO	2B	3B	HR	WP	BK	HBP	IBB	Score	W-L	Sv	ERA	NP
Apr 17	MISSOURI		0.0	0	0	0	0	0	0	0	0	0	0	0	0	3-2	0-0	0	0.00	-
Totals		0	0.0	0	0	0	0	0	0	0	0	0	0	0	0	3-2	0-0	0	0.00	-

2016 Kentucky Softball  
Individual Game-by-Game for Kentucky (as of May 12, 2016)

#2 Sylver Samuel - 55 games (All games)

Date	Opponent	Pos	AB	R	H	RBI	2B	3B	HR	BB	SB	CS	HBP	SAC	SF	GDP	K	PO	A	E	Avg
Feb 12	vs Notre Dame	*of	2	0	1	0	2	0	0	0	0	0	0	0	0	0	0	0	0	0	.500
Feb 12	vs Oregon State	*of/dh	2	0	0	0	0	0	0	0	0	0	0	0	0	0	1	0	0	0	.250
Feb 13	vs Oregon	*of	2	1	1	0	0	0	0	0	0	0	0	0	0	0	1	1	0	0	.333
Feb 14	vs New Mexico	*of	3	0	1	0	0	0	0	0	0	0	0	0	0	0	0	1	0	0	.333
Feb 15	vs Utah	*of	2	0	2	0	0	0	0	0	1	0	0	0	0	0	0	3	0	0	.455
Feb 15	at Arizona State	*of	3	0	2	1	0	0	0	0	0	0	0	1	0	0	0	2	0	0	.500
Feb 18	vs San Diego	*of	2	1	1	0	0	0	0	0	1	0	0	0	0	0	0	2	0	0	.500
02-18-16	vs San Diego State	*of	3	0	2	0	0	0	0	0	0	0	0	1	0	0	0	1	1	0	.526
Feb 19	vs California	*of	4	0	2	0	0	0	0	0	0	0	0	0	0	0	1	1	0	0	.522
Feb 20	vs South Dakota	*of	3	1	1	0	0	0	0	0	0	0	0	0	0	0	0	0	0	0	.500
Feb 20	vs Texas Tech	*of	3	2	2	0	0	0	0	0	0	0	0	0	0	0	0	0	0	0	.517
Feb 26	vs Lipscomb	*of	2	0	0	0	0	0	0	0	1	0	1	0	0	0	0	0	0	0	.484
Feb 26	vs Miami (OH)	*of	3	1	0	0	0	0	0	0	0	0	0	0	0	0	0	0	0	0	.441
Feb 27	vs Eastern Illinois	*of	3	2	2	1	1	0	0	0	1	0	0	0	0	0	0	1	0	0	.459
Feb 27	at UT Chattanooga	*of	4	1	1	0	0	0	0	0	0	0	0	0	0	0	0	0	0	0	.439
Feb 28	vs Evansville	*of	3	1	2	1	0	0	0	0	3	0	0	0	0	0	0	0	0	0	.455
Mar 04	vs Albany	*of	1	0	0	0	0	0	0	0	0	0	0	1	0	0	0	0	0	0	.444
Mar 04	vs Lehigh	*of	2	1	1	0	0	0	0	0	1	0	0	2	0	0	0	0	0	0	.447
Mar 05	vs Charlotte	*of	4	0	1	0	0	0	0	0	0	0	0	0	0	0	0	0	0	0	.431
Mar 05	at Winthrop	*of	2	2	1	1	0	0	0	1	0	0	0	0	0	0	0	0	0	0	.434
Mar 06	at Winthrop	*of/pr	1	0	0	0	0	0	0	1	0	1	0	0	0	0	0	1	0	0	.426
Mar 09	INDIANA	*of	3	0	0	0	0	0	0	0	1	0	0	0	0	0	0	1	0	0	.404
3/11/2016	at South Carolina	*of	2	0	0	0	0	0	0	0	0	0	0	0	0	0	0	3	0	0	.390
3/12/2016	at South Carolina	*of	3	0	0	0	0	0	0	0	0	0	0	0	0	0	0	0	0	0	.371
3/13/2016	at South Carolina	*of	2	0	2	0	0	0	0	0	1	0	0	0	0	0	0	1	0	0	.391
Mar 16	at Marshall	*of	2	0	1	0	0	0	0	0	1	0	0	0	0	0	0	0	0	0	.394
Mar 18	OLE MISS	*of	2	0	1	0	0	0	0	0	0	0	0	0	0	0	0	0	0	0	.397
Mar 19	OLE MISS	*of	3	1	1	0	0	0	0	0	1	0	0	0	0	0	0	0	0	0	.394
Mar 20	OLE MISS	*of	2	0	2	0	0	0	0	1	0	1	0	0	0	0	0	0	0	0	.411
Mar 22	NORTHERN KENTUC	*of	3	2	3	0	0	0	0	0	0	0	0	0	0	0	0	0	0	0	.434
Mar 23	MURRAY ST.	*of	2	0	0	0	0	0	0	0	0	0	0	1	0	0	0	2	0	0	.423
Mar 25	at Arkansas	*of	2	0	0	0	0	0	0	0	0	0	0	0	0	0	0	1	0	0	.412
Mar 26	at Arkansas	*of	3	1	1	0	0	0	0	0	3	1	0	1	0	0	0	1	0	0	.410
Mar 27	at Arkansas	*of	5	1	4	0	0	1	0	0	1	1	0	0	0	0	0	1	0	0	.432
Mar 29	at Ohio-1	*of	2	0	0	0	0	0	0	0	0	0	1	0	0	0	1	0	0	0	.422
Mar 29	at Ohio-2	*of	4	0	1	0	0	0	0	0	0	0	0	0	0	0	0	2	0	0	.415
Apr 01	AUBURN	*of	2	0	1	0	0	0	0	0	0	0	0	0	0	0	0	0	0	0	.417
Apr 02	AUBURN	*of	4	0	0	0	0	0	0	0	0	0	0	0	0	0	1	1	0	2	.400
Apr 03	AUBURN	*of	3	0	0	0	0	0	0	0	0	0	0	0	0	0	1	0	0	0	.388
Apr 09	at LSU	*of	3	0	1	1	0	0	0	1	0	0	0	0	0	0	1	1	0	0	.387
Apr 10	at LSU	*of	3	0	2	1	0	0	0	0	0	0	1	0	0	0	0	1	0	0	.394
Apr 11	at LSU	*of	4	0	0	0	0	0	0	0	0	0	0	0	0	0	2	0	0	0	.381
Apr 13	EASTERN KENTUCKY	*of	3	0	1	0	0	0	0	0	0	0	0	0	0	0	1	0	0	0	.379
Apr 15	MISSOURI	*of	2	1	1	0	0	0	0	1	0	0	0	0	0	0	1	0	0	0	.381
Apr 16	MISSOURI	*of	3	1	1	0	0	0	0	0	0	0	0	0	0	0	0	0	0	0	.380
Apr 17	MISSOURI	*of	3	0	0	0	0	0	0	0	0	0	0	0	0	0	0	1	0	0	.371
Apr 20	at WKU	*of	3	0	0	0	0	0	0	0	0	0	0	0	0	0	0	0	0	0	.362
Apr 22	at Alabama	*of	4	0	1	0	0	0	0	0	0	0	0	0	0	0	1	0	0	0	.359
Apr 23	at Alabama	*of	4	1	2	0	0	0	0	0	2	0	0	0	0	0	0	0	0	0	.363
Apr 24	at Alabama	*of	3	0	2	0	0	0	0	0	1	0	0	0	0	0	0	0	0	0	.370
Apr 27	at Louisville	*of	4	0	2	0	0	0	0	0	0	0	0	0	0	0	0	0	0	0	.373
May 06	MISSISSIPPI STATE	*of	4	0	1	0	0	0	0	0	1	0	0	0	0	0	0	1	0	0	.370
May 07	MISSISSIPPI STATE	*of	4	1	0	0	0	0	0	0	1	0	0	0	0	0	0	0	0	0	.360
May 08	MISSISSIPPI STATE	*of	4	0	1	0	0	0	0	0	0	1	0	0	0	0	0	0	0	0	.357
May 12	vs LSU	*of	4	0	0	0	0	0	0	0	0	0	0	0	0	0	0	0	0	0	.348
Totals		55gs	158	22	55	6	1	1	0	5	21	5	3	7	0	0	12	30	1	2	.348

On base pct. .380 • Slugging pct. .367

2016 Kentucky Softball  
 Individual Game-by-Game for Kentucky (as of May 12, 2016)

#6 Jenny Schaper - 52 games (All games)

Date	Opponent	Pos	AB	R	H	RBI	2B	3B	HR	BB	SB	CS	HBP	SAC	SF	GDP	K	PO	A	E	Avg
Feb 12	vs Notre Dame	*c	2	0	0	0	0	0	0	1	0	0	0	0	0	0	2	8	0	0	.000
Feb 13	vs Oregon	*c	3	0	1	1	0	0	0	1	0	0	0	0	0	0	1	7	1	0	.200
Feb 14	vs New Mexico	*c	3	0	1	1	1	0	0	0	0	0	0	0	0	0	0	5	1	0	.250
Feb 15	vs Utah	*c	2	0	0	0	0	0	0	0	0	0	0	0	0	0	2	9	0	0	.200
Feb 15	at Arizona State	c	1	0	0	0	0	0	0	0	0	0	0	0	0	0	0	1	0	0	.182
Feb 18	vs San Diego	*c	2	1	1	1	0	0	0	1	0	0	0	0	0	0	0	10	0	0	.231
02-18-16	vs San Diego State	ph/c	1	0	0	0	0	0	0	0	0	0	0	0	0	0	0	2	0	0	.214
Feb 19	vs California	c	1	0	1	1	0	0	0	0	0	0	0	0	0	0	0	2	0	0	.267
Feb 20	vs South Dakota	*c	1	0	0	0	0	0	0	1	0	0	0	0	0	0	0	9	0	0	.250
Feb 20	vs Texas Tech	*c	3	0	1	0	0	0	0	0	0	0	0	0	0	0	0	10	0	0	.263
Feb 26	vs Lipscomb	*c	2	0	0	0	0	0	0	0	0	0	0	0	0	0	2	14	0	0	.238
Feb 26	vs Miami (OH)	c	1	0	0	0	0	0	0	0	0	0	0	0	0	0	0	5	0	0	.227
Feb 27	vs Eastern Illinois	*c	1	1	0	0	0	0	0	0	0	0	1	0	0	0	0	11	1	0	.217
Feb 27	at UT Chattanooga	*c	3	0	1	0	0	0	0	0	0	0	0	0	0	0	0	12	0	0	.231
Feb 28	vs Evansville	c	0	0	0	0	0	0	0	0	0	0	0	0	0	0	0	4	0	0	.231
Mar 04	vs Albany	*c	2	0	1	1	0	0	0	0	0	0	0	0	0	0	0	12	0	0	.250
Mar 04	vs Lehigh	c	0	0	0	0	0	0	0	1	0	0	0	0	0	0	0	3	0	0	.250
Mar 05	vs Charlotte	c	0	0	0	0	0	0	0	0	0	0	0	0	0	0	0	12	1	0	.250
Mar 05	at Winthrop	*c	2	0	1	0	1	0	0	0	0	0	0	0	0	0	0	8	0	0	.267
Mar 06	at Winthrop	*c	1	0	0	0	0	0	0	1	0	0	0	0	0	0	0	5	0	0	.258
Mar 09	INDIANA	*c	2	0	0	0	0	0	0	0	0	0	0	0	0	0	1	10	0	0	.242
3/11/2016	at South Carolina	*c	3	0	0	0	0	0	0	0	0	0	0	0	0	0	0	5	0	0	.222
3/12/2016	at South Carolina	*c	3	0	1	1	1	0	0	0	0	0	0	0	0	0	0	5	1	1	.231
3/13/2016	at South Carolina	c	0	0	0	1	0	0	0	1	0	0	0	0	1	0	0	3	0	0	.231
Mar 18	OLE MISS	*c	2	0	0	0	0	0	0	0	0	0	0	0	0	0	1	10	0	0	.220
Mar 19	OLE MISS	*c	2	0	1	1	0	0	0	0	0	0	0	1	0	0	0	6	2	0	.233
Mar 20	OLE MISS	*c	1	0	0	0	0	0	0	0	0	0	1	0	0	0	0	11	1	0	.227
Mar 23	MURRAY ST.	*c	3	0	2	2	1	0	0	0	0	0	0	0	0	0	0	13	0	0	.255
Mar 25	at Arkansas	*c	3	1	1	2	0	0	1	0	0	0	0	0	0	0	0	12	0	0	.260
Mar 26	at Arkansas	*c	3	1	2	0	0	0	0	0	0	0	0	0	0	0	0	5	1	0	.283
Mar 27	at Arkansas	*c	4	1	2	2	0	0	0	0	0	0	0	0	0	0	0	11	0	0	.298
Mar 29	at Ohio-1	*c	3	0	0	0	0	0	0	0	0	0	0	0	0	0	0	9	1	0	.283
Mar 29	at Ohio-2	c	1	0	0	0	0	0	0	0	0	0	0	0	0	0	1	3	2	0	.279
Apr 01	AUBURN	*c	2	0	0	0	0	0	0	0	0	0	0	0	0	0	0	9	1	0	.270
Apr 02	AUBURN	*c	2	1	0	1	0	0	0	1	0	0	0	0	0	0	1	10	1	0	.262
Apr 03	AUBURN	*c	3	0	1	0	0	0	0	1	0	0	0	0	0	0	0	5	0	0	.265
Apr 09	at LSU	*c	3	0	0	0	0	0	0	0	0	0	0	0	0	0	1	7	0	0	.254
Apr 10	at LSU	*c	3	0	1	0	0	0	0	0	0	0	0	0	0	0	0	4	2	0	.257
Apr 11	at LSU	*c	2	0	0	0	0	0	0	1	0	0	0	0	0	0	0	3	0	0	.250
Apr 13	EASTERN KENTUCKY	c	1	0	0	0	0	0	0	0	0	0	0	0	0	0	0	6	0	0	.247
Apr 15	MISSOURI	*c	3	1	1	1	0	0	1	0	0	0	0	0	0	0	0	4	0	0	.250
Apr 16	MISSOURI	*c	3	0	1	0	0	0	0	1	0	0	0	0	0	0	1	3	1	2	.253
Apr 17	MISSOURI	*c	1	0	0	0	0	0	0	1	0	0	1	0	0	0	0	10	0	0	.250
Apr 20	at WKU	*c	1	1	1	2	0	0	1	1	0	0	0	0	0	0	0	5	0	0	.259
Apr 22	at Alabama	*c	2	0	0	0	0	0	0	1	0	0	0	0	0	0	0	7	0	0	.253
Apr 23	at Alabama	*c	2	0	0	0	0	0	0	0	0	0	0	0	0	0	1	2	0	0	.247
Apr 24	at Alabama	*c	3	0	0	0	0	0	0	0	0	0	0	0	0	0	0	5	0	0	.239
Apr 27	at Louisville	*c	3	0	2	0	0	0	0	0	0	0	0	0	0	0	1	7	1	0	.253
May 06	MISSISSIPPI STATE	*c	4	1	2	0	2	0	0	0	0	0	0	0	0	0	0	7	1	0	.263
May 07	MISSISSIPPI STATE	*c	2	0	0	0	0	0	0	1	0	0	0	0	0	0	1	6	0	0	.257
May 08	MISSISSIPPI STATE	*c	2	1	2	0	1	0	0	1	0	0	0	0	0	0	0	8	0	0	.272
May 12	vs LSU	*c	2	0	0	0	0	0	0	1	0	0	0	0	0	0	2	8	0	0	.267
Totals		42gs	105	10	28	18	7	0	3	17	0	0	2	2	1	0	18	368	19	3	.267

On base pct. .376 • Slugging pct. .419

### 2016 Kentucky Softball Individual Game-by-Game for Kentucky (as of May 12, 2016)

#### #42 Ansley Smith - 33 games (All games)

Date	Opponent	Pos	AB	R	H	RBI	2B	3B	HR	BB	SB	CS	HBP	SAC	SF	GDP	K	PO	A	E	Avg
Feb 12	vs Notre Dame	ph/ss	2	1	0	1	0	0	0	1	0	0	0	0	1	0	1	2	1	0	.000
Feb 13	vs Oregon	*2b	2	1	0	0	0	0	0	1	0	0	0	0	0	0	0	2	2	0	.000
Feb 14	vs New Mexico	of	0	0	0	0	0	0	0	0	0	0	0	0	0	0	0	0	0	0	.000
Feb 15	vs Utah	ss	1	0	0	0	0	0	0	0	0	0	0	0	0	0	1	0	0	0	.000
Feb 15	at Arizona State	of/dh	2	1	1	0	1	0	0	0	0	0	0	0	0	0	0	0	0	0	.143
Feb 18	vs San Diego	*ss	2	0	2	1	0	0	0	0	0	1	1	0	0	0	0	0	2	0	.333
Feb 19	vs California	*ss/of	2	0	0	0	0	0	0	1	0	0	0	0	0	0	0	1	0	1	.273
Feb 20	vs South Dakota	ph/2b	1	0	0	0	0	0	0	0	0	0	0	0	0	0	0	0	0	0	.250
Feb 20	vs Texas Tech	*ss	2	0	0	0	0	0	0	0	0	0	0	0	0	0	1	0	0	0	.214
Feb 26	vs Miami (OH)	*ss	2	1	1	0	0	0	0	0	0	0	0	0	0	0	0	5	0	0	.250
Feb 27	vs Eastern Illinois	*ss/dh	2	0	0	0	0	0	0	0	0	0	0	0	0	0	1	2	0	1	.222
Mar 04	vs Albany	ph/2b	1	0	0	0	0	0	0	1	0	0	0	0	0	0	0	1	0	0	.211
Mar 05	vs Charlotte	*dh/of	1	0	0	0	0	0	0	1	0	0	0	0	0	0	0	0	0	0	.200
Mar 05	at Winthrop	2b	0	0	0	0	0	0	0	0	0	0	0	0	0	0	0	2	0	0	.200
Mar 06	at Winthrop	2b/dh	0	0	0	0	0	0	0	0	0	0	0	0	0	0	0	0	0	0	.200
Mar 09	INDIANA	ph	1	0	0	0	0	0	0	0	0	0	0	0	0	0	1	0	0	0	.190
3/13/2016	at South Carolina	pr	0	0	0	0	0	0	0	0	0	0	0	0	0	0	0	0	0	0	.190
Mar 22	NORTHERN KENTUC	of	1	0	1	0	0	0	0	0	0	0	0	0	0	0	0	0	0	0	.227
Mar 26	at Arkansas	pr/dh	1	1	0	0	0	0	0	0	0	0	0	0	0	0	1	0	0	0	.217
Apr 01	AUBURN	ph	1	0	0	0	0	0	0	0	0	0	0	0	0	0	0	0	0	0	.208
Apr 03	AUBURN	pr	0	1	0	0	0	0	0	0	0	0	0	0	0	0	0	0	0	0	.208
Apr 09	at LSU	pr	0	1	0	0	0	0	0	0	0	0	0	0	0	0	0	0	0	0	.208
Apr 10	at LSU	pr	0	1	0	0	0	0	0	0	0	0	0	0	0	0	0	0	0	0	.208
Apr 11	at LSU	pr	0	0	0	0	0	0	0	0	0	0	0	0	0	0	0	0	0	0	.208
Apr 15	MISSOURI	of	0	0	0	0	0	0	0	0	0	0	0	0	0	0	0	0	0	0	.208
Apr 16	MISSOURI	pr/of	1	0	0	0	0	0	0	0	0	0	0	0	0	0	1	0	0	0	.200
Apr 17	MISSOURI	pr	0	0	0	0	0	0	0	0	0	0	0	0	0	0	0	0	0	0	.200
Apr 22	at Alabama	pr	0	0	0	0	0	0	0	0	0	0	0	0	0	0	0	0	0	0	.200
Apr 27	at Louisville	of	0	0	0	0	0	0	0	0	0	0	0	0	0	0	0	0	0	0	.200
May 06	MISSISSIPPI STATE	pr	0	1	0	0	0	0	0	0	0	0	0	0	0	0	0	0	0	0	.200
May 07	MISSISSIPPI STATE	*of	2	0	0	0	0	0	0	0	0	0	0	1	0	0	0	0	0	0	.185
May 08	MISSISSIPPI STATE	pr/of	0	1	0	0	0	0	0	0	0	0	0	0	0	0	0	0	0	0	.185
May 12	vs LSU	pr	0	0	0	0	0	0	0	0	0	0	0	0	0	0	0	0	0	0	.185
Totals		8gs	27	10	5	2	1	0	0	5	0	1	1	1	1	0	7	8	12	2	.185

On base pct. .324 • Slugging pct. .222

#### #3 Shannon Smith - 6 games (All games)

Date	Opponent	Pos	AB	R	H	RBI	2B	3B	HR	BB	SB	CS	HBP	SAC	SF	GDP	K	PO	A	E	Avg
Feb 12	vs Oregon State	*p	0	0	0	0	0	0	0	0	0	0	0	0	0	0	0	0	1	0	.000
Feb 18	vs San Diego	*p	0	0	0	0	0	0	0	0	0	0	0	0	0	0	0	0	1	1	.000
3/11/2016	at South Carolina	*p	0	0	0	0	0	0	0	0	0	0	0	0	0	0	0	2	0	0	.000
Mar 23	MURRAY ST.	*p	0	0	0	0	0	0	0	0	0	0	0	0	0	0	0	2	0	0	.000
Mar 27	at Arkansas	*p	0	0	0	0	0	0	0	0	0	0	0	0	0	0	0	0	0	1	.000
Apr 13	EASTERN KENTUCKY	*p	0	0	0	0	0	0	0	0	0	0	0	0	0	0	0	2	0	0	.000
Totals		6gs	0	0	0	0	0	0	0	0	0	0	0	0	0	0	0	8	2	0	.000

On base pct. .000 • Slugging pct. .000

#### #3 Shannon Smith - 14 appearances (All games)

Date	Opponent	GS	IP	H	R	ER	BB	SO	2B	3B	HR	WP	BK	HBP	IBB	Score	W-L	Sv	ERA	NP
Feb 12	vs Notre Dame		1.1	2	3	3	3	4	0	0	1	0	0	0	0	10-7	0-0	0	15.75	49
Feb 12	vs Oregon State	*	2.2	4	4	3	6	2	2	0	0	0	0	0	0	0-8	0-0	0	10.50	86
Feb 14	vs New Mexico		0.1	0	0	0	3	1	0	0	0	1	0	0	0	15-6	0-0	0	9.69	21
Feb 18	vs San Diego		6.2	2	1	0	2	10	0	0	0	0	0	0	0	5-1	1-0	0	3.82	107
Feb 27	vs Eastern Illinois	*	5.0	1	1	1	2	11	0	0	1	0	0	0	0	9-1	2-0	0	3.06	92
Mar 04	vs Albany	*	5.0	0	0	0	2	12	0	0	0	0	0	0	0	8-0	3-0	0	2.33	76
3/11/2016	at South Carolina	*	2.2	2	2	0	3	2	1	0	0	0	0	0	0	8-2	3-0	0	2.07	60
Mar 20	OLE MISS	*	3.1	4	1	1	2	7	0	0	1	0	0	0	0	6-2	3-0	0	2.07	80
Mar 23	MURRAY ST.	*	5.0	2	0	0	2	8	1	0	0	0	0	1	0	6-1	3-0	0	1.75	94
Mar 27	at Arkansas	*	0.1	0	4	0	2	0	0	0	0	0	0	1	0	12-4	3-0	0	1.73	25
Mar 29	at Ohio-2		3.1	2	1	1	1	3	0	0	1	0	0	0	0	3-1	3-0	0	1.77	51
Apr 01	AUBURN		2.0	2	1	1	1	5	1	0	0	0	0	0	0	0-9	3-0	0	1.86	44
Apr 13	EASTERN KENTUCKY	*	4.0	1	1	1	3	7	0	0	1	1	0	0	0	2-1	3-0	0	1.85	74
Apr 16	MISSOURI		0.1	0	2	0	2	0	0	0	0	0	0	1	0	2-9	3-0	0	1.83	29
Totals		9	42.0	22	21	11	34	72	5	0	5	2	0	3	0	86-52	3-0	0	1.83	-

## 2016 Kentucky Softball Individual Game-by-Game for Kentucky (as of May 12, 2016)

### #7 Maisie Steed - 54 games (All games)

Date	Opponent	Pos	AB	R	H	RBI	2B	3B	HR	BB	SB	CS	HBP	SAC	SF	GDP	K	PO	A	E	Avg
Feb 12	vs Notre Dame	*1b	4	1	1	0	2	0	0	1	0	0	0	0	0	0	0	4	2	0	.250
Feb 12	vs Oregon State	*1b/of	3	0	0	0	0	0	0	0	0	0	0	0	0	0	2	4	0	0	.143
Feb 13	vs Oregon	*1b/of	4	2	2	1	1	0	0	0	0	0	0	0	0	0	2	7	0	0	.273
Feb 14	vs New Mexico	*1b	4	3	2	0	0	0	0	0	2	0	0	0	0	0	0	6	0	0	.333
Feb 15	vs Utah	*1b	3	0	0	0	0	0	0	0	0	0	0	0	0	0	1	5	0	0	.278
Feb 15	at Arizona State	*1b	2	0	0	1	0	0	0	1	0	0	0	0	1	0	0	10	1	0	.250
Feb 18	vs San Diego	*1b	4	0	1	0	0	0	0	0	0	0	0	0	0	0	1	7	0	0	.250
02-18-16	vs San Diego State	*of	4	1	2	0	0	0	0	0	1	0	0	0	0	0	0	1	0	0	.286
Feb 19	vs California	*1b/of	3	0	0	0	0	0	0	1	0	0	0	0	0	0	1	6	0	1	.258
Feb 20	vs South Dakota	*1b/dh	2	1	0	1	0	0	0	1	0	0	0	0	1	0	0	4	0	0	.242
Feb 20	vs Texas Tech	*1b	2	2	1	0	0	0	0	1	0	0	0	0	0	0	0	2	1	0	.257
Feb 26	vs Lipscomb	*1b/dh	2	0	0	0	0	0	0	0	0	0	0	0	0	0	1	2	0	0	.243
Feb 26	vs Miami (OH)	*1b	1	0	0	0	0	0	0	0	0	0	0	0	0	0	1	3	0	0	.237
Feb 27	vs Eastern Illinois	*1b	3	0	1	2	0	0	0	0	0	1	0	0	0	0	0	1	0	0	.244
Feb 27	at UT Chattanooga	*1b	4	0	1	1	0	0	0	0	1	0	0	0	0	0	0	5	0	0	.244
Feb 28	vs Evansville	*of/1b	3	1	1	0	0	0	0	0	0	0	0	1	0	0	0	2	0	0	.250
Mar 04	vs Albany	*1b	1	1	0	0	0	0	0	1	0	0	0	0	0	0	0	0	0	0	.245
Mar 04	vs Lehigh	*1b	3	1	1	1	0	0	0	1	1	0	0	0	0	0	0	7	0	0	.250
Mar 05	vs Charlotte	*of/1b	4	0	0	0	0	0	0	0	0	0	0	0	0	0	0	5	0	0	.232
Mar 05	at Winthrop	*1b	2	3	1	0	0	0	0	2	1	0	0	0	0	0	0	5	0	0	.241
Mar 06	at Winthrop	*1b	3	2	1	3	0	0	1	0	1	0	0	0	0	0	1	7	0	0	.246
Mar 09	INDIANA	*1b	2	1	1	1	0	0	1	2	0	0	0	0	0	0	0	7	1	0	.254
3/11/2016	at South Carolina	*of/of	3	1	0	0	0	0	0	1	0	0	0	0	0	0	0	4	0	0	.242
3/12/2016	at South Carolina	*1b	3	0	0	0	0	0	0	1	1	0	0	0	0	0	0	14	0	0	.232
3/13/2016	at South Carolina	*1b	3	1	2	0	1	0	0	1	0	0	0	0	0	0	0	6	1	0	.250
Mar 16	at Marshall	*1b	3	0	0	0	0	0	0	0	0	0	0	0	0	0	1	9	0	0	.240
Mar 18	OLE MISS	*1b	3	0	0	0	0	0	0	0	0	0	0	0	0	0	0	5	1	0	.231
Mar 19	OLE MISS	*1b	4	0	0	0	0	0	0	0	0	0	0	0	0	0	1	11	0	1	.220
Mar 20	OLE MISS	*1b	1	1	0	0	0	0	0	2	0	0	0	0	0	0	0	7	1	0	.217
Mar 22	NORTHERN KENTUC	*1b	1	0	0	0	0	0	0	0	0	0	0	1	0	0	0	10	0	0	.214
Mar 23	MURRAY ST.	*of/1b	3	0	0	0	0	0	0	0	0	0	0	0	0	0	0	0	0	0	.207
Mar 25	at Arkansas	*1b	2	1	0	0	0	0	0	1	0	0	0	0	0	0	1	1	0	0	.202
Mar 26	at Arkansas	*1b	3	2	1	1	0	0	1	1	0	0	0	0	0	0	1	10	0	0	.207
Mar 27	at Arkansas	*1b	3	0	1	1	0	0	0	0	0	1	0	0	0	0	0	7	1	0	.211
Mar 29	at Ohio-1	*1b	3	0	0	0	0	0	0	0	0	0	0	0	0	0	3	8	0	0	.204
Mar 29	at Ohio-2	*1b	3	0	0	0	0	0	0	0	0	0	0	0	0	0	2	6	1	0	.198
Apr 01	AUBURN	*1b/of	2	0	1	0	0	0	0	0	0	0	0	0	0	0	0	3	0	0	.204
Apr 02	AUBURN	*1b	0	0	0	0	0	0	0	0	0	0	0	0	0	0	0	3	0	0	.204
Apr 03	AUBURN	*1b/of	3	0	1	0	0	0	0	1	0	0	0	0	0	0	0	12	0	0	.208
Apr 09	at LSU	*1b	2	0	0	0	0	0	0	0	0	0	1	0	0	0	1	5	0	0	.204
Apr 10	at LSU	*1b	2	1	1	2	0	0	0	1	0	0	0	0	0	0	0	9	0	0	.209
Apr 11	at LSU	*1b	2	0	0	0	0	0	0	1	0	0	0	0	0	0	0	9	2	0	.205
Apr 13	EASTERN KENTUCKY	*1b	1	0	0	0	0	0	0	2	0	0	0	0	0	0	1	9	0	0	.204
Apr 15	MISSOURI	*1b	2	0	0	0	0	0	0	1	1	0	0	0	0	0	0	13	1	0	.200
Apr 16	MISSOURI	*1b	1	0	0	0	0	0	0	2	0	0	0	0	0	0	0	13	0	0	.198
Apr 17	MISSOURI	*1b	3	0	0	0	0	0	0	0	0	0	0	0	0	0	1	4	0	0	.193
Apr 20	at WKU	*1b	3	1	1	0	0	0	0	0	0	0	1	0	0	0	0	6	1	0	.197
Apr 22	at Alabama	*1b	3	0	0	0	0	0	0	0	0	0	0	0	0	0	2	7	0	0	.192
Apr 23	at Alabama	*1b	2	0	0	0	0	0	0	0	0	0	1	0	0	0	0	9	2	0	.189
Apr 24	at Alabama	*1b	2	0	0	0	0	0	0	0	0	0	0	0	0	0	1	5	0	0	.186
Apr 27	at Louisville	*1b	3	0	0	0	0	0	0	0	0	0	0	0	0	0	0	9	0	0	.182
May 07	MISSISSIPPI STATE	*1b	2	0	0	0	0	0	0	1	0	1	0	0	0	0	0	15	0	1	.179
May 08	MISSISSIPPI STATE	*1b	3	0	0	0	0	0	0	0	0	0	0	0	0	0	1	5	2	0	.175
May 12	vs LSU	*1b	2	1	0	0	0	0	0	1	0	0	0	0	0	0	0	9	1	0	.173
Totals		54gs	139	28	24	15	2	0	3	28	9	3	3	2	2	0	26	343	19	3	.173

On base pct. .320 • Slugging pct. .252



2016 Kentucky Softball  
Individual Game-by-Game for Kentucky (as of May 12, 2016)

#10 Christian Stokes - 55 games (All games)

Date	Opponent	Pos	AB	R	H	RBI	2B	3B	HR	BB	SB	CS	HBP	SAC	SF	GDP	K	PO	A	E	Avg
Feb 12	vs Notre Dame	*ss	0	0	0	0	2	0	0	0	0	0	0	0	0	0	0	0	0	2	.000
Feb 12	vs Oregon State	*ss	1	0	0	0	0	0	0	1	0	0	0	0	0	0	0	5	1	1	.000
Feb 13	vs Oregon	ph	1	0	0	0	0	0	0	0	0	0	0	0	0	0	0	0	0	0	.000
Feb 14	vs New Mexico	*ss	1	1	0	0	0	0	0	1	0	0	1	0	0	0	0	1	5	0	.000
Feb 15	vs Utah	*ss/pr	1	0	0	0	0	0	0	0	0	0	0	0	0	0	1	0	0	0	.000
Feb 15	at Arizona State	*ss/3b	3	1	1	2	0	0	1	0	0	0	0	0	0	0	0	1	3	0	.143
Feb 18	vs San Diego	ph/of	1	0	0	0	0	0	0	0	0	0	0	0	0	0	0	0	0	0	.125
02-18-16	vs San Diego State	*ss	3	1	0	0	0	0	0	0	0	0	0	0	0	0	1	0	2	2	.091
Feb 19	vs California	ph/ss	0	0	0	0	0	0	0	0	0	0	1	0	0	0	0	0	0	0	.091
Feb 20	vs South Dakota	*ss	1	0	1	0	0	0	0	1	0	0	0	0	0	0	0	0	0	1	.167
Feb 20	vs Texas Tech	ph/ss	1	0	0	0	0	0	0	0	0	0	0	0	0	0	0	0	0	0	.154
Feb 26	vs Lipscomb	*ss	1	0	0	0	0	0	0	0	0	0	1	0	0	0	1	1	0	1	.143
Feb 26	vs Miami (OH)	ph/of	2	1	1	2	0	0	0	1	0	0	0	0	0	0	0	0	0	0	.188
Feb 27	vs Eastern Illinois	ph/ss	1	0	1	1	0	0	0	0	0	0	0	0	0	0	0	0	0	0	.235
Feb 27	at UT Chattanooga	*ss	2	1	1	0	0	0	0	1	0	0	0	0	0	0	0	0	1	0	.263
Feb 28	vs Evansville	*ss	3	1	2	2	1	0	0	0	0	0	0	0	0	0	0	1	1	0	.318
Mar 04	vs Albany	*ss	2	1	1	1	0	0	1	1	0	0	0	0	0	0	1	1	0	0	.333
Mar 04	vs Lehigh	*ss	3	1	1	0	0	0	0	0	1	0	0	0	0	0	0	1	1	0	.333
Mar 05	vs Charlotte	*ss	2	1	0	0	0	0	0	1	0	0	0	0	0	0	0	1	0	0	.310
Mar 05	at Winthrop	*ss	3	2	2	3	0	0	2	0	0	0	0	0	0	0	1	1	1	0	.344
Mar 06	at Winthrop	*ss	2	2	2	0	2	0	0	0	0	0	0	0	0	0	0	0	1	1	.382
Mar 09	INDIANA	*ss	3	0	1	0	1	0	0	0	0	0	0	0	0	0	2	0	1	0	.378
3/11/2016	at South Carolina	*ss	3	1	2	0	0	0	0	1	0	0	0	0	0	0	0	3	2	0	.400
3/12/2016	at South Carolina	*ss	2	1	0	0	0	0	0	2	0	0	0	0	0	0	2	0	5	0	.381
3/13/2016	at South Carolina	*ss	3	0	0	0	0	0	0	0	0	0	0	1	0	0	0	2	0	0	.356
Mar 16	at Marshall	*ss	3	1	1	1	0	0	1	0	0	0	0	0	0	0	1	1	2	0	.354
Mar 18	OLE MISS	*ss	3	0	2	1	0	0	0	0	0	0	0	0	0	0	0	1	1	0	.373
Mar 19	OLE MISS	*ss	2	1	0	0	0	0	0	0	0	0	1	0	0	0	1	2	3	0	.358
Mar 20	OLE MISS	*ss	3	1	1	0	0	0	0	1	0	0	0	0	0	0	0	1	1	0	.357
Mar 22	NORTHERN KENTUC	*ss	2	0	0	0	0	0	0	0	0	0	0	0	0	0	0	1	4	0	.345
Mar 23	MURRAY ST.	*ss	3	1	1	1	0	0	0	0	0	0	0	0	0	0	0	1	1	0	.344
Mar 25	at Arkansas	*ss	1	1	0	1	0	0	0	2	0	1	0	0	0	0	0	0	1	0	.339
Mar 26	at Arkansas	*ss	3	1	1	2	0	1	0	0	0	0	0	0	0	0	0	1	5	0	.338
Mar 27	at Arkansas	*ss	3	1	1	4	0	0	1	1	0	0	0	0	0	0	0	0	1	0	.338
Mar 29	at Ohio-1	*ss	3	0	0	0	0	0	0	0	0	0	0	0	0	0	0	0	1	0	.324
Mar 29	at Ohio-2	*ss	3	0	1	0	0	0	0	0	0	1	0	0	0	0	1	3	1	0	.324
Apr 01	AUBURN	*ss	2	0	0	0	0	0	0	0	0	0	0	0	0	0	0	1	2	0	.316
Apr 02	AUBURN	*ss	2	1	1	0	1	0	0	1	0	0	0	0	0	0	0	0	1	0	.321
Apr 03	AUBURN	*ss	4	0	2	1	1	0	0	0	0	0	0	0	0	0	0	1	6	2	.329
Apr 09	at LSU	*ss	3	0	0	0	0	0	0	0	0	0	0	0	0	0	2	2	1	0	.318
Apr 10	at LSU	*ss	3	0	0	0	0	0	0	0	0	0	0	0	0	0	0	2	6	0	.307
Apr 11	at LSU	*ss	2	1	0	0	0	0	0	1	0	0	1	0	0	0	0	0	3	0	.300
Apr 13	EASTERN KENTUCKY	*ss	3	1	1	0	0	0	0	0	0	0	0	0	0	0	0	1	1	0	.301
Apr 15	MISSOURI	*ss	3	1	1	0	0	0	0	0	1	0	0	0	0	0	1	2	3	0	.302
Apr 16	MISSOURI	*ss	4	0	0	0	0	0	0	0	0	0	0	0	0	0	3	1	7	0	.290
Apr 17	MISSOURI	*ss	1	0	0	0	0	0	0	0	0	0	0	0	0	0	1	0	0	1	.287
Apr 20	at WKU	*ss	3	0	0	0	0	0	0	0	0	0	0	0	0	0	1	2	2	0	.279
Apr 22	at Alabama	*ss	3	0	0	0	0	0	0	0	0	0	0	0	0	0	0	3	2	0	.271
Apr 23	at Alabama	*ss	2	0	0	0	0	0	0	0	0	0	1	0	0	0	1	1	1	0	.266
Apr 24	at Alabama	*ss	3	0	1	0	0	0	0	0	0	0	0	0	0	0	0	3	3	1	.268
Apr 27	at Louisville	*ss	3	0	0	0	0	0	0	0	0	0	0	0	0	0	1	3	2	0	.261
May 06	MISSISSIPPI STATE	*ss	3	0	2	0	1	0	0	0	0	0	0	0	0	0	1	2	2	0	.271
May 07	MISSISSIPPI STATE	*ss	3	0	1	0	0	0	0	0	0	0	0	0	0	0	1	1	8	0	.273
May 08	MISSISSIPPI STATE	*ss	3	1	0	1	0	0	0	0	0	0	0	0	0	0	1	0	2	0	.266
May 12	vs LSU	*ss	2	0	1	0	0	0	0	1	0	0	0	0	0	0	1	0	2	0	.270
Totals		49gs	126	27	34	23	7	1	6	17	2	2	6	1	0	0	27	51	101	12	.270

On base pct. .383 • Slugging pct. .484

## UK Softball Career Stats Individual Career History

### Haley Andrus

Year	avg	gp-gs	ab	r	h	2b	3b	hr	rbi	tb	slg%	bb	hbp	so	gdp	ob%	sf	sh	sb-att	po	a	e	fld%
2015	.500	2-0	2	1	1	0	0	1	2	4	2.000	0	0	0	0	.500	0	0	0-0	2	0	0	1.000
2016	.667	3-0	3	0	2	0	0	0	1	2	.667	0	0	0	0	.667	0	0	0-0	0	0	0	.000
TOTAL	.600	5-0	5	1	3	0	0	1	3	6	1.200	0	0	0	0	.600	0	0	0-0	2	0	0	1.000

### Abbey Cheek

Year	avg	gp-gs	ab	r	h	2b	3b	hr	rbi	tb	slg%	bb	hbp	so	gdp	ob%	sf	sh	sb-att	po	a	e	fld%
2016	.327	55-55	156	39	51	8	2	9	49	90	.577	17	5	26	4	.403	3	1	4-7	83	55	5	.965
TOTAL	.327	55-55	156	39	51	8	2	9	49	90	.577	17	5	26	4	.403	3	1	4-7	83	55	5	.965

### Kelsee Henson

Year	avg	gp-gs	ab	r	h	2b	3b	hr	rbi	tb	slg%	bb	hbp	so	gdp	ob%	sf	sh	sb-att	po	a	e	fld%
2016	.357	14-2	14	2	5	1	0	1	6	9	.643	1	0	4	0	.400	0	1	0-0	0	0	0	.000
TOTAL	.357	14-2	14	2	5	1	0	1	6	9	.643	1	0	4	0	.400	0	1	0-0	0	0	0	.000

### Brooklin Hinz

Year	avg	gp-gs	ab	r	h	2b	3b	hr	rbi	tb	slg%	bb	hbp	so	gdp	ob%	sf	sh	sb-att	po	a	e	fld%
2015	.215	55-42	121	10	26	5	0	1	12	34	.281	8	5	34	2	.291	0	1	1-1	16	0	0	1.000
2016	.302	51-47	129	22	39	11	0	7	34	71	.550	10	6	14	0	.377	1	3	1-2	18	2	1	.952
TOTAL	.260	106-89	250	32	65	16	0	8	46	105	.420	18	11	48	2	.336	1	4	2-3	34	2	1	.973

### Hannah Huffman

Year	avg	gp-gs	ab	r	h	2b	3b	hr	rbi	tb	slg%	bb	hbp	so	gdp	ob%	sf	sh	sb-att	po	a	e	fld%
2016	.000	31-0	2	15	0	0	0	0	0	0	.000	0	1	0	0	.333	0	0	4-4	0	0	0	.000
TOTAL	.000	31-0	2	15	0	0	0	0	0	0	.000	0	1	0	0	.333	0	0	4-4	0	0	0	.000

### Madison Kearschner

Year	avg	gp-gs	ab	r	h	2b	3b	hr	rbi	tb	slg%	bb	hbp	so	gdp	ob%	sf	sh	sb-att	po	a	e	fld%
2016	.000	1-0	0	0	0	0	0	0	0	0	.000	0	0	0	0	.000	0	0	0-0	0	0	0	.000
TOTAL	.000	1-0	0	0	0	0	0	0	0	0	.000	0	0	0	0	.000	0	0	0-0	0	0	0	.000

### Lauren Lewis

Year	avg	gp-gs	ab	r	h	2b	3b	hr	rbi	tb	slg%	bb	hbp	so	gdp	ob%	sf	sh	sb-att	po	a	e	fld%
------	-----	-------	----	---	---	----	----	----	-----	----	------	----	-----	----	-----	-----	----	----	--------	----	---	---	------

### Stephanie Martino

Year	avg	gp-gs	ab	r	h	2b	3b	hr	rbi	tb	slg%	bb	hbp	so	gdp	ob%	sf	sh	sb-att	po	a	e	fld%
2015	.000	2-0	2	0	0	0	0	0	0	0	.000	0	0	2	0	.000	0	0	0-0	0	0	0	.000
2016	1.000	2-0	1	1	1	0	0	0	1	1	1.000	1	0	0	0	1.000	0	0	0-0	0	1	0	1.000
TOTAL	.333	4-0	3	1	1	0	0	0	1	1	.333	1	0	2	0	.500	0	0	0-0	0	1	0	1.000

## UK Softball Career Stats Individual Career History

### Rachael Metzger

Year	avg	gp-gs	ab	r	h	2b	3b	hr	rbi	tb	slg%	bb	hbp	so	gdp	ob%	sf	sh	sb-att	po	a	e	fld%
2015	.206	44-19	68	3	14	2	0	2	6	22	.324	7	1	13	0	.289	0	2	0-0	82	13	1	.990
2016	.200	29-13	30	0	6	2	0	0	3	8	.267	3	3	5	0	.324	1	1	0-0	51	3	2	.964
TOTAL	.204	73-32	98	3	20	4	0	2	9	30	.306	10	4	18	0	.301	1	3	0-0	133	16	3	.980

### Kelsey Nunley

Year	avg	gp-gs	ab	r	h	2b	3b	hr	rbi	tb	slg%	bb	hbp	so	gdp	ob%	sf	sh	sb-att	po	a	e	fld%
2013	.333	3-1	3	0	1	0	0	0	0	1	.333	0	0	2	0	.333	0	0	0-0	27	49	4	.950
2014	.000	5-4	3	0	0	0	0	0	0	0	.000	1	0	2	0	.250	0	0	0-0	20	58	4	.951
2015	.130	16-11	23	1	3	1	0	0	4	4	.174	5	0	5	0	.286	0	0	0-0	9	42	5	.911
2016	.268	23-16	41	1	11	1	0	1	12	15	.366	5	0	10	0	.340	1	1	0-0	6	30	1	.973
TOTAL	.214	47-32	70	2	15	2	0	1	16	20	.286	11	0	19	0	.317	1	1	0-0	62	179	14	.945

Year	era	w-l	app	gs	cq	sho	sv	ip	h	r	er	bb	so	2b	3b	hr	bf	bavg	wp	hbp	bk	sfa	sha
2013	2.14	27-11	47	28	25	3/2	2	268.2	215	102	82	106	193	22	3	16	1167	.215	3	34	0	4	24
2014	1.88	30-11	45	36	31	7/0	1	282.1	226	106	76	97	219	31	4	20	1207	.213	2	31	0	1	19
2015	2.42	14-16	42	30	17	4/3	5	211.0	186	87	73	67	194	32	7	15	920	.229	0	23	2	4	13
2016	1.28	20-5	32	21	12	7/4	1	164.0	106	38	30	47	188	17	4	12	660	.179	1	11	1	0	11
TOTAL	1.97	91-43	166	115	85	21/9	9	926.0	733	333	261	317	794	102	18	63	3954	.212	6	99	3	9	67

### Meagan Prince

Year	avg	gp-gs	ab	r	h	2b	3b	hr	rbi	tb	slg%	bb	hbp	so	gdp	ob%	sf	sh	sb-att	po	a	e	fld%
2014	.000	3-3	0	0	0	0	0	0	0	0	.000	0	0	0	0	.000	0	0	0-0	1	17	2	.900
2015	.000	1-1	0	0	0	0	0	0	0	0	.000	0	0	0	0	.000	0	0	0-0	0	26	1	.963
2016	.000	1-1	0	0	0	0	0	0	0	0	.000	0	0	0	0	.000	0	0	0-0	3	33	5	.878
TOTAL	.000	5-5	0	0	0	0	0	0	0	0	.000	0	0	0	0	.000	0	0	0-0	4	76	8	.909

Year	era	w-l	app	gs	cq	sho	sv	ip	h	r	er	bb	so	2b	3b	hr	bf	bavg	wp	hbp	bk	sfa	sha
2014	3.47	8-4	21	8	1	0/1	1	70.2	81	43	35	25	61	11	0	8	328	.283	4	9	2	0	8
2015	3.43	13-8	27	17	5	1/3	1	104.0	104	55	51	39	86	15	2	5	462	.257	3	11	1	2	6
2016	1.80	19-5	29	22	13	5/3	2	144.0	109	47	37	36	115	12	0	8	588	.204	4	7	1	1	9
TOTAL	2.70	40-17	77	47	19	6/7	4	318.2	294	145	123	100	262	38	2	21	1378	.240	11	27	4	3	23

### Sarah Rainwater

Year	avg	gp-gs	ab	r	h	2b	3b	hr	rbi	tb	slg%	bb	hbp	so	gdp	ob%	sf	sh	sb-att	po	a	e	fld%
2016	.250	50-13	8	12	2	0	0	0	0	2	.250	2	0	2	0	.400	0	0	1-1	10	1	1	.917
TOTAL	.250	50-13	8	12	2	0	0	0	0	2	.250	2	0	2	0	.400	0	0	1-1	10	1	1	.917

### Breanne Ray

Year	avg	gp-gs	ab	r	h	2b	3b	hr	rbi	tb	slg%	bb	hbp	so	gdp	ob%	sf	sh	sb-att	po	a	e	fld%
2014	.091	25-1	22	1	2	0	0	1	3	5	.227	4	1	6	0	.250	1	0	0-0	0	0	0	.000
2015	.226	56-45	133	13	30	4	0	6	25	52	.391	8	5	29	0	.291	2	1	0-0	17	1	1	.947
2016	.205	42-31	83	4	17	5	0	2	14	28	.337	4	3	10	0	.261	2	1	0-0	9	1	2	.833
TOTAL	.206	123-77	238	18	49	9	0	9	42	85	.357	16	9	45	0	.276	5	2	0-0	26	2	3	.903

### Katie Reed

Year	avg	gp-gs	ab	r	h	2b	3b	hr	rbi	tb	slg%	bb	hbp	so	gdp	ob%	sf	sh	sb-att	po	a	e	fld%
2016	.316	55-55	155	32	49	7	2	3	19	69	.445	15	3	25	0	.381	3	5	11-13	80	80	6	.964
TOTAL	.316	55-55	155	32	49	7	2	3	19	69	.445	15	3	25	0	.381	3	5	11-13	80	80	6	.964

## UK Softball Career Stats Individual Career History

### Erin Rethlake

Year	avg	gp-gs	ab	r	h	2b	3b	hr	rbi	tb	slg%	bb	hbp	so	gdp	ob%	sf	sh	sb-att	po	a	e	fld%
2015	.115	33-17	52	4	6	2	0	0	4	8	.154	4	1	21	0	.193	0	0	0-0	14	8	1	.957
2016	.127	46-18	55	8	7	0	0	0	2	7	.127	7	0	11	0	.226	0	3	3-3	18	8	0	1.000
TOTAL	.121	79-35	107	12	13	2	0	0	6	15	.140	11	1	32	0	.210	0	3	3-3	32	16	1	.980

Year	era	w-l	app	gs	cg	sho	sv	ip	h	r	er	bb	so	2b	3b	hr	bf	bavg	wp	hbp	bk	sfa	sha
2015	2.85	4-1	22	4	1	0/2	1	51.2	48	24	21	26	41	13	1	5	231	.244	2	6	1	0	2
2016	4.81	1-2	6	3	1	1/1	0	16.0	13	13	11	8	22	3	0	2	77	.206	2	5	0	1	0
TOTAL	3.31	5-3	28	7	2	1/3	1	67.2	61	37	32	34	63	16	1	7	308	.235	4	11	1	1	2

### Nikki Sagermann

Year	avg	gp-gs	ab	r	h	2b	3b	hr	rbi	tb	slg%	bb	hbp	so	gdp	ob%	sf	sh	sb-att	po	a	e	fld%
2013	.314	57-52	137	16	43	3	0	7	26	67	.489	26	0	17	1	.423	0	4	3-3	48	98	5	.967
2014	.277	69-60	184	32	51	10	1	13	49	102	.554	31	1	32	1	.377	4	2	2-3	62	141	10	.953
2015	.303	58-55	165	35	50	11	0	8	23	85	.515	30	0	16	0	.410	0	1	4-6	47	124	8	.955
2016	.291	53-53	127	31	37	5	1	6	22	62	.488	34	1	19	4	.442	1	1	4-4	20	78	6	.942
TOTAL	.295	237-220	613	114	181	29	2	34	120	316	.515	121	2	84	6	.410	5	8	13-16	177	441	29	.955

Year	era	w-l	app	gs	cg	sho	sv	ip	h	r	er	bb	so	2b	3b	hr	bf	bavg	wp	hbp	bk	sfa	sha
2016	0.00	0-0	1	0	0	0/0	0	0.0	0	0	0	0	0	0	0	0	0	.000	0	0	0	0	0
TOTAL	0.00	0-0	1	0	0	0/0	0	0.0	0	0	0	0	0	0	0	0	0	.000	0	0	0	0	0

### Sylvester Samuel

Year	avg	gp-gs	ab	r	h	2b	3b	hr	rbi	tb	slg%	bb	hbp	so	gdp	ob%	sf	sh	sb-att	po	a	e	fld%
2013	.319	57-42	94	22	30	0	0	0	0	30	.319	1	0	17	0	.326	0	11	21-22	44	3	4	.922
2014	.287	69-62	181	38	52	4	2	1	9	63	.348	6	1	29	0	.314	0	11	20-23	68	6	2	.974
2015	.297	58-53	155	34	46	0	2	0	6	50	.323	9	3	23	0	.345	1	7	20-23	49	5	3	.947
2016	.348	55-55	158	22	55	1	1	0	6	58	.367	5	3	12	0	.380	0	7	21-26	30	1	2	.939
TOTAL	.311	239-212	588	116	183	5	5	1	21	201	.342	21	7	81	0	.342	1	36	82-94	191	15	11	.949

### Jenny Schaper

Year	avg	gp-gs	ab	r	h	2b	3b	hr	rbi	tb	slg%	bb	hbp	so	gdp	ob%	sf	sh	sb-att	po	a	e	fld%
2016	.267	52-42	105	10	28	7	0	3	18	44	.419	17	2	18	0	.376	1	2	0-0	368	19	3	.992
TOTAL	.267	52-42	105	10	28	7	0	3	18	44	.419	17	2	18	0	.376	1	2	0-0	368	19	3	.992

### Ansley Smith

Year	avg	gp-gs	ab	r	h	2b	3b	hr	rbi	tb	slg%	bb	hbp	so	gdp	ob%	sf	sh	sb-att	po	a	e	fld%
2013	.205	39-9	39	9	8	0	0	3	9	17	.436	5	7	16	0	.377	2	1	1-1	10	12	5	.815
2014	.202	65-53	124	32	25	4	0	3	13	38	.306	30	15	53	0	.414	0	8	5-8	66	67	11	.924
2015	.167	58-56	120	14	20	2	1	3	11	33	.275	11	9	34	0	.286	0	9	4-4	85	106	16	.923
2016	.185	33-8	27	10	5	1	0	0	2	6	.222	5	1	7	0	.324	1	1	0-1	8	12	2	.909
TOTAL	.187	195-126	310	65	58	7	1	9	35	94	.303	51	32	110	0	.356	3	19	10-14	169	197	34	.915

## UK Softball Career Stats Individual Career History

### Shannon Smith

Year	avg	gp-gs	ab	r	h	2b	3b	hr	rbi	tb	slg%	bb	hbp	so	gdp	ob%	sf	sh	sb-att	po	a	e	fld%
2014	.000	2-2	0	0	0	0	0	0	0	0	.000	0	0	0	0	.000	0	0	0-0	2	10	0	1.000
2015	.000	0-0	0	0	0	0	0	0	0	0	.000	0	0	0	0	.000	0	0	0-0	1	3	0	1.000
2016	.000	0-0	0	0	0	0	0	0	0	0	.000	0	0	0	0	.000	0	0	0-0	0	8	2	.800
TOTAL	.000	2-2	0	0	0	0	0	0	0	0	.000	0	0	0	0	.000	0	0	0-0	3	21	2	.923

Year	era	w-l	app	gs	cq	sho	sv	ip	h	r	er	bb	so	2b	3b	hr	bf	bavg	wp	hbp	bk	sfa	sha
2014	2.93	2-3	13	7	1	1/1	1	40.2	31	18	17	37	45	8	0	4	190	.214	6	4	0	0	4
2015	3.23	1-1	10	7	0	0/2	0	26.0	26	15	12	19	35	4	0	3	126	.257	0	3	0	0	3
2016	1.83	3-0	14	9	3	1/0	0	42.0	22	21	11	34	72	5	0	5	187	.147	2	3	0	0	0
TOTAL	2.58	6-4	37	23	4	2/3	1	108.2	79	54	40	90	152	17	0	12	503	.199	8	10	0	0	7

### Maisie Steed

Year	avg	gp-gs	ab	r	h	2b	3b	hr	rbi	tb	slg%	bb	hbp	so	gdp	ob%	sf	sh	sb-att	po	a	e	fld%
2013	.189	61-53	148	33	28	6	0	8	19	58	.392	34	4	44	1	.351	2	5	7-8	200	16	13	.943
2014	.211	59-37	95	22	20	3	0	7	15	44	.463	3	1	33	1	.240	1	4	3-7	105	4	0	1.000
2015	.282	57-55	156	25	44	7	0	7	28	72	.462	14	4	31	1	.356	0	5	9-11	361	15	2	.995
2016	.173	54-54	139	28	24	2	0	3	15	35	.252	28	3	26	0	.320	2	2	9-12	343	19	3	.992
TOTAL	.216	231-199	538	108	116	18	0	25	77	209	.388	79	12	134	3	.326	5	16	28-38	1009	54	18	.983

### Christian Stokes

Year	avg	gp-gs	ab	r	h	2b	3b	hr	rbi	tb	slg%	bb	hbp	so	gdp	ob%	sf	sh	sb-att	po	a	e	fld%
2013	.252	62-60	155	24	39	4	1	7	29	66	.426	21	6	31	1	.361	1	3	5-5	118	97	17	.927
2014	.279	69-69	197	38	55	13	2	7	22	93	.472	16	7	55	1	.351	2	6	5-8	110	167	12	.958
2015	.299	58-58	187	34	56	9	1	7	24	88	.471	14	7	47	1	.367	2	1	8-9	72	140	9	.959
2016	.270	55-49	126	27	34	7	1	6	23	61	.484	17	6	27	0	.383	0	1	2-4	51	101	12	.927
TOTAL	.277	244-236	665	123	184	33	5	27	98	308	.463	68	26	160	3	.364	5	11	20-26	351	505	50	.945



*Defensive*  
**ALL-SEC  
TEAM**  
CHRISTIAN STOKES



*Defensive*  
**ALL-SEC  
TEAM**  
MAISIE STEED



*Freshman*  
**ALL-SEC  
TEAM**  
ABBIEY CHEEK

