



KENTUCKY

2016 FOOTBALL GAME NOTES

GAME 5



VS.



THE ALABAMA GAME

KENTUCKY (2-2, 1-1 SEC)

9/3	vs. Southern Miss [ESPNU]	L, 35-44
9/10	at Florida* [CBS]	L, 7-45
9/17	vs. New Mexico St. [SECNA]	W, 62-42
9/24	vs. South Carolina* [SECN]	W, 17-10
10/1	at Alabama* [ESPN]	7 p.m.
10/8	vs. Vanderbilt*	4 p.m.
10/22	vs. Mississippi State*	TBD
10/29	at Missouri*	TBD
11/5	vs. Georgia*	TBD
11/12	at Tennessee*	TBD
11/19	vs. Austin Peay	TBD
11/26	at Louisville	TBD
All times ET; * SEC game		

ALABAMA (4-0, 1-0 SEC)

9/3	vs. Southern Cal	W, 52-6
9/10	vs. Western Kentucky	W, 38-10
9/17	at Ole Miss*	W, 48-43
9/24	vs. Kent State	W, 48-0
10/1	vs. Kentucky*	7 p.m.
10/8	at Arkansas*	TBD
10/15	at Tennessee*	TBD
10/22	vs. Texas A&M*	TBD
11/5	at LSU*	TBD
11/12	vs. Mississippi State*	TBD
11/19	vs. Chattanooga	TBD
11/26	vs. Auburn*	TBD
All times ET; * SEC game		

ABOUT THE GAME

TV • ESPN

Play-by-Play	Dave Pasch
Analyst	Greg McElroy
Sideline	Tom Luginbill

RADIO • UK SPORTS NETWORK

Play-by-Play	Tom Leach
Analyst	Jeff Piecoro
Sideline	Dick Gabriel

SATELLITE RADIO

Channel 190 - XM Channel 83 - Sirius

INTERNET RADIO • www.UKathletics.com

Live Audio - free; Live Stats

TICKETS • ukathletics.com

HASHTAG • #UKvsBAMA

SATURDAY, OCT. 1 • 7 P.M. EDT • ESPN
TUSCALOOSA, ALA. • BRYANT-DENNY STADIUM (101,821)

KENTUCKY SEEKS TO KEEP MOMENTUM GOING AT NO. 1 ALABAMA

Kentucky seeks its third consecutive victory when it travels to top-ranked Alabama for a Saturday night date with the Crimson Tide. It will be the Wildcats' first trip to Tuscaloosa since 2008 and only the third appearance in Bryant-Denny Stadium in the past 20 years.

The Wildcats scored an impressive 17-10 win over South Carolina last Saturday, turning in an inspired defensive effort in holding the Gamecocks to just 268 total yards and registering a game-sealing sack in the closing moments. The win pulled UK back to .500 on the season and marked the third consecutive win over its Southeastern Conference Eastern Division rival.

Offensively, running backs Stanley "Boom" Williams and Benny Snell Jr. churned their way to 196 yards and two touchdowns, closing the Gamecocks out with a game-winning fourth quarter scoring drive that featured 11 consecutive running plays.

GAME CENTER - #UKvsBAMA

KENTUCKY WILDCATS		ALABAMA CRIMSON TIDE	
Record:	2-2, 1-1 SEC	Record:	5-0, 1-0 SEC
Ranking:	Not ranked	Ranking:	No. 1 AP/No. 1 Coaches
Coach:	Mark Stoops (Iowa, '89)	Coach:	Nick Saban (Kent State, '73)
Record:	14-26 (Fourth season)	Record:	195-60-1 (21st season)
at UK:	14-26 (Fourth season)	at ALA:	101-18 (10th season)
vs. ALA:	First meeting	vs. UK:	6-0
Last Game:	W, 17-10 vs. S. Carolina (9/24)	Last Game:	W, 48-0 vs. Kent State (9/24)
Series:	Alabama leads 36-2-1		
In Tuscaloosa:	Alabama leads 9-0	Last Meeting:	Alabama won 48-7 in Lexington, 10/12/13

QUICK NOTES

- UK is looking for its third-straight win and first win in school history in Tuscaloosa.
- In his first career start for Kentucky, junior quarterback Stephen Johnson led the Cats to a 17-10 victory over South Carolina. Johnson, who completed 11-of-19 passes for 135 yards, currently ranks second in the SEC in pass efficiency (177.4).
- Sophomore defensive end/linebacker Denzil Ware was named SEC Co-Defensive Lineman of the Week after his key plays in UK's win on Saturday. With USC in UK territory, threatening to tie the game late in the fourth quarter, Ware sacked the quarterback for a 19-yard loss on fourth down; it turned out to be USC's final offensive play of the game. He ended the game with five tackles and two sacks.
- Sophomore linebacker Jordan Jones has been a menace to opposing offenses, registering 43 tackles to lead all SEC defenders in tackles per game with 10.8. Jones is third in the nation in solo tackles and ninth in total tackles. Sophomore safety Mike Edwards ranks sixth in the SEC in tackles per game with 7.8.
- Junior running back Stanley "Boom" Williams has continued to show his brilliance as a rusher this season. Williams ranks third in the SEC with 116.0 rushing yards per game. He now has 1,805 career rushing yards, eighth on Kentucky's career rushing list after jumping six players with his 123 yards against South Carolina. He is just the fifth player in school history to rush for 1,700 yards prior to his senior season, the most recent being Derrick Locke in 2009. Williams now has nine career 100-yard rushing games, including two this season.
- True freshman running back Benny Snell Jr. is tied for the lead in rushing TDs in the SEC with five. It is the most rushing TDs by a UK player in the first four games of his freshman season in school history.
- Snell Jr.'s four rushing touchdowns vs. New Mexico State tied the school record most rushing TDs in a game, joining four other Cats who reached that mark. His 136 rushing yards in the game are the most for a UK freshman since Derek Homer vs. Tennessee on Nov. 22, 1997.
- Sophomore tight end C.J. Conrad hauled in three touchdown catches against New Mexico State, the most by any SEC player in a single game this season. Conrad is the first UK tight end with three scoring catches in a game since James Whalen vs. Georgia on Oct. 23, 1999 and the first Cat since Dicky Lyons Jr. vs. Florida on Oct. 20, 2007 to accomplish that feat.
- Kentucky is tied for second in the SEC in interceptions with six on the season.
- Kentucky is one of the youngest teams in the nation this season with only 11 total seniors on the 2016 roster. That's the fewest seniors in the nation.

Monday - 26	Tuesday - 27	Wednesday - 28	Thursday - 29	Friday - 30	Saturday - 1	Sunday - 2
Weekly news conference/luncheon. Lunch 11:15 a.m.; Stoops at Noon	Interview request deadline 5:45 p.m. offensive players/ coaches	Interview request deadline 5:30, defensive players/coaches Stoops on SEC Teleconference - 12:40 p.m. ET	Coach Stoops post practice - Approx. 5:30 p.m. ET	No availability	UK at Alabama Tuscaloosa, Ala. Bryant-Denny Stadium 7 p.m. ET ESPN	No availability

QUICK FACTS

Location: Lexington, Ky.
Founded: 1865
Enrollment: 30,000
Nickname: Wildcats
Colors: Blue (PMS 286) and White
Conference: Southeastern (Eastern Division)
Stadium: Commonwealth Stadium (61,000)
President: Dr. Eli Capilouto
Athletics Director: Mitch Barnhart
Faculty Representative: Joseph L. Fink III

COACHING STAFF

Assistant Coaches:

Jimmy Brumbaugh, defensive line
Steve Clinkscale, defensive backs
D.J. Eliot, defensive coordinator,
outside linebackers
Eddie Gran, assistant head coach offense/RBs
Darin Hinshaw, co-offensive coordinator/QBs
Matt House, inside linebackers/
special teams coord.
Vince Marrow, tight ends, recruiting coord.
John Schlarman, offensive line
Lamar Thomas, wide receivers

Graduate Assistant Coaches:

Jonathan Cooley, graduate assistant/defense
Michael Colosimo, graduate assistant/offense
Mark Pelini, graduate assistant/offense
Dillon Sanders, graduate assistant/defense

Quality Control:

Brian Landis, quality control
Tommy Mangino, quality control
Louie Matsakis, quality control

MEDIA RELATIONS STAFF DIRECTORY

Assistant AD/Media Relations/Mark Stoops contact

Tony Neely - 859-257-3838
tneely@uky.edu

Associate Media Relations Director/

Football Contact /Players/Assistant Coaches
Susan Lax - 859-608-5019 (cell)
slax0@uky.edu

Assistant Media Relations Director/

Secondary Football Contact
Matt May - 859-257-8504
matt.may@uky.edu

Senior Assistant Media Relations Director

Credentials and Press Box Coordinator
Evan Crane - 859-257-8431
wesley.crane@uky.edu

Assoc. Media Relations Director

Eric Lindsey - 859-257-8429
eric.lindsey@uky.edu

Senior Assistant Media Relations Director

Deb Moore - 859-257-8506
deb.moore@email.uky.edu

Assistant Media Relations Director

Jake Most - 859-257-3838
jake.most@email.uky.edu

Assistant Media Relations Director

Chris Shoals - 859-257-3652
christopher.shoals@email.uky.edu

Office Coordinator

Stephanie Guy - 859-257-3838
stephanie.guy@uky.edu

MEDIA INFORMATION

UK WEBSITE -- UKATHLETICS.COM

Visit the official University of Kentucky Athletics web site at UKathletics.com. The official Southeastern Conference web site is secsports.com.

UK MEDIA CONFERENCE

Every Monday - excluding bye weeks - head coach Mark Stoops will host a news conference/luncheon in the CWS Media Room inside Gate 1. Lunch will be served at 11:15 a.m. in the recruiting room by Gate 14 with Coach Stoops talking at Noon in the media room. The news conference is streamed live on UKathletics.com and a written transcript will be emailed on Monday afternoon.

Kentucky game notes and an updated depth chart will released at approximately 11 a.m. ET on Monday.

UK NEWS CONFERENCE VIDEO

The Mark Stoops news conferences held on Mondays during the season will be available to the media for video download through XOS Video. E-mail Susan Lax for access information.

THE MARK STOOPS CALL-IN SHOW

The Mark Stoops Call-In Show with live stream presented by Paul Miller Ford airs Monday nights at 6 p.m. ET with host Tom Leach, UK football and men's basketball play-by-play man. The show is broadcast in Lexington on WLAP-630, online at UKathletics.com and the UK Radio Network affiliates.

SEC HEAD COACHES' TELECONFERENCE

The SEC head coaches' teleconference is on Wednesdays from 11 a.m. to 1 p.m. ET. Coach Mark Stoops' time slot is 12:40 p.m. ET. The call-in number is 877-381-5694. A passcode will be issued each week by the SEC office.

INTERVIEWS WITH STUDENT-ATHLETES/ASSISTANT COACHES

Interviews will be conducted at the new Football Training Center or by telephone at the conclusion of each practice on Tuesdays (offense) and Wednesdays (defense/special teams). Contact Susan Lax for assistance.

UK ATHLETICS' FOOTBALL GAMEDAY SITE

UKathletics.com features an interactive, informative Football Gameday site designed to answer questions for fans that plan on attending the 2016 home games.

The site is broken down into eight categories: Shuttle Info, Directions and Traffic, Parking, Maps, RV Information, Commonwealth Stadium A-Z, About Lexington and Traditions. Should you have additional questions or concerns regarding your Gameday experience, please submit an email to UKGameday@uky.edu.

CREDENTIAL REQUESTS

Media credentials for the 2016 University of Kentucky football home schedule should be requested online at www.sportssystem.com/kentucky.

Credentials should be requested by the sports editor/director of the media entity. All of the credential requests from a media outlet should go on one credential form. If you have any questions, please contact Evan Crane at 859-257-3838.

Credentials for away games should be requested through the home team media relations director.

FOLLOW KENTUCKY FOOTBALL ON SOCIAL MEDIA



@UKFootball

@UKCoachStoops

@UKStoopsTroops

@CoachMHouse

@CoachEliot

@LamarCoachT

@CoachBrumbaugh

@CoachHinshaw

@vincemarrow

@CoachSchlarman

@CoachGran

@coachclink



Kentucky Football

Kentucky Wildcats



UKFootball

UKStoopsTroops

GAME NOTES VS. ALABAMA | SATURDAY, OCT. 1

CATS VS. THE CRIMSON TIDE

- Alabama leads the all-time series 36-2-1, including 9-0 in Tuscaloosa.
- UK's last meeting in Tuscaloosa was a 17-14 loss in 2008.
- Kentucky's most recent win in the series came in 1997 with a 40-34 overtime victory in Commonwealth Stadium engineered by quarterback Tim Couch.

CATS VS. THE RANKED

- Kentucky has played 240 ranked teams in the Associated Press Poll in its 126 years of football. The Cats are 40-195-5 in those games.
- UK's last win over a ranked team was last season in Lexington vs. No. 25 Missouri, 21-13.
- UK's last win over a ranked team on the road was in 2002 at No. 17 Louisville, 22-17.
- UK's last win over a ranked SEC team on the road was in 1998 at No. 21 LSU, 39-36.
- Alabama leads the series 17-1-1 over UK when the Tide are ranked, including 9-0 at home.
- UK is 3-12 vs. top-ranked teams, including 0-1 vs. Alabama.

A WIN ON SATURDAY WOULD ...

- Mark UK's third all-time win over Alabama and first since 1997.
- Mark UK's first win in Tuscaloosa in school history.
- Mark UK's second all-time win over a ranked Alabama team. UK defeated No. 20 Alabama in Lexington in 1997 (40-34 OT).
- Give UK its first win over a ranked SEC team on the road since 1998 when the Cats upset No. 21 LSU, 39-36.
- Give UK its first win over a top-ranked team since defeating No. 1 LSU in Lexington in 2007 (43-37 3OT).
- Give Mark Stoops his second win over a ranked team at UK. The Cats upset No. 25 Missouri last season.
- Mark UK's second straight SEC win after defeating South Carolina last week. UK last won two straight SEC games in 2014.

SCOUTING ALABAMA

- Alabama is 4-0 on the season and riding a 16-game winning streak. The Crimson Tide has won 30 of 33 games the past three seasons.
- The Crimson Tide has won the national championship four times since 2009: 2009, 2011, 2012 and 2015.
- Alabama's 102 victories since 2008 are the most in college football, nine more than Boise State has notched during that time.
- The Tide has won 22 of its past 23 games at Bryant-Denny Stadium.
- Alabama coach Nick Saban is in his 10th year at Alabama and has a record of 109-18 (.858).

KENTUCKY-ALABAMA CONNECTIONS

- Kentucky has four players from Alabama on its roster: DE/LB Denzil Ware (Opp), OG Logan Stenberg (Madison), DL Ja'Quize Cross (New Market) and K Austin MacGinnis (Wedowee).
- Alabama sophomore running back Damien Harris hails from nearby Richmond, Ky., where he attended Madison Central High School.

COMPARISON STATS

KENTUCKY	ALABAMA
2-2	Record 4-0
1-1	Conference Record 1-0
30.3	Scoring/game 46.5
400.2	Total Offense/game 483.5
196.8	Rushing/game 246.2
203.5	Passing/game 237.2
23.9	Kickoff Returns (avg.) 23.7
18.2	Punt Returns (avg.) 20.4
39.8	Punting (avg) 44.6
27:14	Time of Possession 33:51
.363	Third-Down Conv. (pct) .452
.500	Fourth-Down Conv. (pct) .833
35.3	Points Allowed/game 14.8
463.0	Total Defense/game 280.2
205.0	Rushing Defense/game 67.5
258.0	Passing Defense/game 212.8

SEC STANDINGS

EASTERN DIVISION

Team	SEC	Pct.	All	Pct.
Tennessee	1-0	.000	4-0	1.000
Florida	1-1	.500	3-1	.750
Georgia	1-1	.500	3-1	.750
Kentucky	1-1	.500	2-2	.500
South Carolina	1-2	.333	2-2	.500
Vanderbilt	0-1	.000	2-2	.500
Missouri	0-1	.000	2-2	.500

WESTERN DIVISION

Team	SEC	Pct.	All	Pct.
Texas A&M	2-0	1.000	4-0	1.000
Alabama	1-0	1.000	4-0	1.000
LSU	1-1	.500	2-2	.500
Mississippi State	1-1	.500	2-2	.500
Auburn	1-1	.500	2-2	.500
Ole Miss	1-1	.500	2-2	.500
Arkansas	0-1	.000	3-1	.750



THIS WEEKEND IN THE SEC ...

Saturday, Oct. 1

Florida at Vanderbilt - Noon - SECN
 Alcorn State at Arkansas - Noon - SECNA
 Tennessee at Georgia - 3:30 p.m. - CBS
 La.-Monroe at Auburn - 3:30 p.m. - SECNA
 Texas A&M at South Carolina - 4 p.m. - SECN
Kentucky at Alabama - 7 p.m. - ESPN
 Memphis at Ole Miss - 7 p.m. - ESPN2/
 ESPNU/SECNA
 Missouri at LSU - 7:30 p.m. - SECN
 All times ET



NATIONAL POLLS (WEEK 4)

AP TOP 25

1	Alabama(50)	4-0	1511
2	Ohio State(4)	3-0	1440
3	Louisville(6)	4-0	1409
4	Michigan(1)	4-0	1292
5	Clemson	4-0	1267
6	Houston	4-0	1239
7	Stanford	3-0	1166
8	Wisconsin	4-0	1084
9	Texas A&M	4-0	1036
10	Washington	4-0	986
11	Tennessee	4-0	909
12	Florida State	3-1	804
13	Baylor	4-0	729
14	Miami	3-0	696
15	Nebraska	4-0	640
16	Ole Miss	2-2	540
17	Michigan State	2-1	527
18	Utah	4-0	493
19	San Diego State	3-0	304
20	Arkansas	3-1	241
21	TCU	3-1	239
22	Texas	2-1	217
23	Florida	3-1	176
24	Boise State	3-0	163
25	Georgia	3-1	142

UK Opponents Receiving Votes: n/a

AMWAY COACHES TOP 25

1	Alabama(61)	4-0	1597
2	Ohio State(2)	3-0	1506
3	Clemson(1)	4-0	1440
4	Louisville	4-0	1411
5	Michigan	4-0	1333
6	Stanford	3-0	1269
7	Houston	4-0	1250
8	Wisconsin	4-0	1127
9	Washington	4-0	1049
10	Texas A&M	4-0	1016
11	Tennessee	4-0	986
12	Florida State	3-1	843
13	Baylor	4-0	797
14	Miami	3-0	664
15	Nebraska	4-0	649
16	Michigan State	2-1	597
17	Ole Miss	2-2	558
18	Utah	4-0	504
19	TCU	3-1	330
20	Georgia	3-1	271
21	Florida	3-1	254
22	Arkansas	3-1	197
23	North Carolina	3-1	173
24	San Diego State	3-0	156
25	Texas	2-1	142

UK Opponents Receiving Votes: n/a

UK Opponents in Bold

KENTUCKY IN THE POLLS

DATE	AP	COACHES	BCS
Preseason	NR	NR	-
Week 1	NR	NR	-
Week 2	NR	NR	-
Week 3	NR	NR	-
Week 4	NR	NR	-
Week 5	NR	NR	-
Week 6	-	-	-
Week 7	-	-	-
Week 8	-	-	-
Week 9	-	-	-
Week 10	-	-	-
Week 11	-	-	-
Week 12	-	-	-
Week 13	-	-	-

- Alabama defensive backs coach Derrick Ansley spent the past three seasons at Kentucky as defensive backs coach and co-defensive coordinator before joining Alabama this season.

HIGHLIGHTS FROM THE WIN OVER SOUTH CAROLINA

- The Wildcats defeated South Carolina, 17-10, last week. The Cats have now defeated South Carolina three straight years, marking the first time the Wildcats have defeated an SEC foe three straight years since taking down Vanderbilt four straight years from 2004 to 2007.
- The Kentucky defense held South Carolina to just 10 points in the game, which is a season best for the Wildcats.
- South Carolina's 10 points marked its lowest scoring output of the season.
- It marked the first time that Kentucky has held an opponent to 10 points or less since limiting Vanderbilt to seven points in a 17-7 win in 2014 in Commonwealth Stadium.
- The Wildcats held South Carolina to only two pass plays of 20+ yards and no rushing play longer than 12 yards.
- Kentucky had a season-high four sacks. The four sacks were the most against an SEC opponent since 2014 vs. Vanderbilt when UK also had four sacks.
- South Carolina had only 177 passing yards in the game, which is its lowest passing total of the season. The 177 passing yards allowed is the lowest of the season for Kentucky.
- The Gamecocks had 15 pass completions in the game, which was a season low.
- Kentucky's third-down defense was superb, limiting the Gamecocks to 3-of-13 in third-down conversions, which was a season-low third-down conversions for the Gamecocks.
- Kentucky's four-point halftime deficit was its largest halftime deficit against an SEC opponent in a game it eventually won since Oct. 6, 2010 against South Carolina when UK trailed by 18 at halftime.

WARE NAMED SEC CO-DEFENSIVE LINEMAN OF THE WEEK

- Sophomore defensive lineman Denzil Ware was named SEC Co-Defensive Lineman of the Week on Monday. He made five tackles, including two quarterback sacks (-21 yards), in UK's win over South Carolina.
- With South Carolina in UK territory, threatening to tie the game late in the fourth quarter, Ware sacked the quarterback for a 19-yard loss on fourth down; it turned out to be USC's final offensive play of the game.
- Ended another USC possession with a sack in the third quarter.
- Ware helped Kentucky's defense limit USC its season low of 10 points and only 3-of-13 on third-down conversions.
- The Gamecocks had only three plays longer than 13 yards during the game.
- Ware leads UK with 4.5 tackles for loss on the season and is tied with linebacker Josh Allen for the team lead in sacks with 3.0. He has 17 total tackles and two quarterback hits. For his career, Ware has 56 tackles, 10 tackles for loss and four sacks in 16 games.

CATS IN SEC RANKINGS/STATS

- Sophomore linebacker Jordan Jones has been a menace to opposing offenses, registering 43 tackles to lead all SEC defenders in tackles per game after four games with 10.8. Sophomore safety Mike Edwards ranks sixth in the SEC in tackles per game with 7.8
- Junior running back Stanley "Boom" Williams has continued to show his brilliance as a rusher this season. Williams ranks third in the SEC with 116.0 rushing yards per game.
- Junior quarterback Stephen Johnson ranks second in the SEC in pass efficiency.
- Freshman running back Benny Snell Jr. ranks second in touchdowns scored with five.
- Junior wide receiver Jeff Badet is second in the nation in yards per reception at 30.63 yards per catch.
- Junior wide receiver Garrett "Juice" Johnson's 143 receiving yards vs. Southern Miss are the second-most by an SEC player this season.
- Kentucky is tied for second in the SEC in interceptions with six on the season

EXPLOSIVE PERFORMANCE RANKS AMONGST SEC'S BEST

Kentucky's 62-42 victory over New Mexico State is among the most complete offensive performances by an SEC team this season. The Cats rang up 692 total yards and were incredibly balanced with 381 yards rushing and 311 passing in the game.

- The 62 points scored were the third-highest total by an SEC team this season.
- The 692 total offensive yards rank third behind Auburn's 706 vs. Arkansas State.
- The Wildcats' 381 rushing yards also rank second to Auburn's performance against Arkansas State when it ground out 462 rushing yards.
- The Cats' nine total touchdowns and five rushing touchdowns are each tied for the second-most in the SEC in a single game this season.

MILESTONES TO WATCH

- **Ryan Timmons** has 1,060 receiving yards for his career and ranks 24th on the UK career list. He needs 51 more receiving yards to tie Javess Blue for 23rd on that list.
- Junior WR **Garrett Johnson** has 1,177 career receiving yards and needs 23 more receiving yards to tie Stevie Johnson for 21st all-time on Kentucky's career receiving list.
- Junior RB **Jojo Kemp** has 1,396 yards rushing in his career, ranking 21st in UK history and needs 52 yards to equal Bobby Cravens (1956-58) for 20th.
- Junior RB **Boom Williams** has 1,805 career rushing yards and ranks eighth on the career rushing list. He needs 300 yards to equal Artose Pinner for seventh all-time.
- Junior kicker **Austin MacGinnis** now ranks seventh on the career scoring list with 184 points. He needs eight more points to equal Craig Yeast for sixth all-time.

- UK's 9.2 yards per play against the Aggies are the most by any offense in the SEC this season. It's 13.0 yards per pass attempt are also the most.
- The Cats' 101 punt return yards are the most in a single game.

CATS BOAST TWO CAREER 1,000-YARD RUSHERS AND TWO 1,000-YARD RECEIVERS

For just the fourth time in school history Kentucky can boast two players with at least 1,000 career receiving yards and two players with at least 1,000 career rushing yards on the same team.

1998 - 1,000 career receiving yards (Kevin Coleman, Anthony White, Craig Yeast); 1,000 career rushing yards (Derek Homer, Anthony White)

1999 - 1,000 career receiving yards (James Whalen, Anthony White); 1,000 career rushing yards (Derek Homer, Anthony White)

2010 - 1,000 career receiving yards (Randall Cobb, Chris Matthews); 1,000 career rushing yards (Randall Cobb, Derrick Locke)

2016 - 1,000 career receiving yards (Garrett Johnson, Ryan Timmons); 1,000 career rushing yards (Jojo Kemp, Stanley "Boom" Williams)

- UK running backs Stanley Boom Williams (1,805) and Jojo Kemp (1,396) each reached the 1,000-yard mark in career rushing during the 2015 season, marking the sixth time in school history that two Wildcats have reached 1,000 career yards in the same season.
- The other duos to accomplish this feat were Sonny Collins and Doug Kotar in 1973; Chris Hill and Rod Stewart in 1978; Mark Higgs and Marc Logan in 1985; Damon Hood and Moe Williams in 1994; and Derek Homer and Anthony White in 1998.
- This is the first time in school history UK has had two players enter a season with at least 1,341 career rushing yards.
- This is the seventh time in school history Kentucky has had at least two players reach 1,000 career receiving yards in the same season:
1998 (Kevin Coleman and Anthony White)
2000 (Derek Homer and Quentin McCord)
2001 (Derek Abney and Derek Smith)
2007 (Stevie Johnson, Rafael Little, Dicky Lyons, Jr., Jacob Tamme)
2010 (Randall Cobb, Chris Matthews)
2014 (Javess Blue and Demarco Robinson)
2016 (Garrett Johnson and Ryan Timmons)

HERE COMES THE "BOOM"

- Stanley "Boom" Williams Williams has 1,805 rushing yards for his career and ranks eighth on the UK career rushing list. He needs 300 more rushing yards to tie Artose Pinner for seventh all-time at Kentucky.
- On the season, Williams has rushed a team-high 58 times for 464 yards and is averaging 8.0 yards per carry.
- Williams currently ranks third in the SEC with 116.0 rushing yards per game.
- Williams is the fifth player in school history to reach 1,700 career rushing yards prior to his senior season. The last player to accomplish that feat was Derrick Locke in 2009.
- Williams rushed 15 times for 123 yards and one touchdown vs. South Carolina.
- The 100-yard rushing game was the second of the season for Williams and the ninth of his career.
- Williams is the fourth player in school history to have two career 100-yard rushing games against South Carolina. Williams is the first to accomplish that feat since Rafael Little.
- Williams churned out a career-high 181 rushing yards on just 18 carries against New Mexico State, good for an average of 10.1 yards per attempt. The 181 yards were the most for a UK player in Commonwealth Stadium since Artose Pinner had 224 vs. Vanderbilt on Nov. 16, 2002.
- Williams has 304 rushing yards in the last two games combined, which is the most by a UK player in a two-game span since Rafael Little had 322 combined against Auburn and Vanderbilt in 2005.

KENTUCKY BY THE NUMBERS

	2016	Stoops
Record.....	2-2	14-26
SEC.....	1-1	5-21
West.....	0-0	0-6
East.....	1-1	5-15
Non-Conference.....	1-1	9-5
Home.....	2-1	13-12
Road.....	0-1	1-13
Neutral site.....	0-0	0-1
Night.....	1-1	8-14
Day.....	1-1	6-12
TV Games.....	2-2	14-26
CBS.....	0-1	0-2
ESPN.....	0-0	0-4
ESPNU.....	0-1	2-5
ESPN2.....	0-0	0-2
ESPNNews.....	0-0	0-1
SEC Network.....	2-0	11-11
Fox Sports South.....	0-0	1-1

UK scores on 1st possession..	0-0	6-7
Opp scores on 1st possession	1-1	4-11
UK scores first.....	1-0	9-8
Opponent scores first.....	1-2	5-18
UK leads after 1st quarter..	0-1	9-3
Opponent leads after 1stQ...	1-1	4-18
Teams are tied after 1stQ...	1-0	1-5
UK leads at halftime.....	0-1	10-2
Opponent leads at halftime..	1-1	1-23
Teams are tied at halftime..	1-0	3-1
UK leads after 3rd quarter...	1-0	10-0
Opponent leads after 3rdQ...	0-2	2-25
Teams are tied after 3rdQ...	1-0	2-1
Game goes to overtime.....	0-0	1-1

Scoring less than 20 pts....	1-1	2-15
Scoring 20+ points.....	0-1	8-11
Scoring 30+ points.....	1-1	9-5
Allowing less than 20 pts....	1-0	9-2
Allowing 20+ points.....	0-1	3-20
Allowing 30+ points.....	0-2	2-18

UK has more total yards....	2-0	11-2
Opp. has more total yds....	0-2	3-24
UK has more rushing yards..	2-0	11-4
Opp. has more rushing yards.	0-2	3-22
UK has more passing yards..	1-1	12-7
Opp. has more passing yards.	1-1	2-17
Rushing for < 100 yds.....	0-2	1-10
Rushing for over 100 yards..	2-0	13-16
Rushing for 200+ yards.....	2-0	9-4
Passing for 200+ yards.....	1-1	8-8
Passing for 300+ yards.....	1-1	4-4

UK has 100-yard rusher.....	2-0	9-6
Opp. has 100-yard rusher...	0-2	3-17

No turnovers.....	0-0	5-4
One or two turnovers.....	1-0	7-17
3 or more turnovers.....	1-2	2-5
No takeaways.....	1-0	4-3
3 or more takeaways.....	0-1	4-3
UK has more penalties.....	1-0	8-11
Opp. has more penalties....	1-2	6-12
Teams have equal penalties..	0-0	0-3

UK has more TOP.....	2-0	8-8
Opp. has more TOP.....	0-2	6-18

UK defense scores.....	0-0	4-4
Opponent defense scores....	0-0	1-3
UK returns KO/Punt for TD...	1-0	1-0
Opp. returns KO/Punt for TD.	0-0	0-4

Playing on natural grass....	0-1	8-17
Playing on artificial surface..	2-1	6-9
In blue uniforms.....	0-0	2-2
In white uniforms.....	0-1	0-4
In white unis/blue pants....	0-0	1-9
In blue unis/white pants....	1-1	6-2
In black uniforms.....	0-0	1-3
In blue uniforms/grey pants..	0-0	1-2
In grey uniforms.....	0-0	1-2
In grey uniforms/blue pants..	1-0	2-2



Commonwealth Stadium

On game day, Commonwealth Stadium often becomes the third-largest city in Kentucky.

- Since its opening in 1973, Kentucky has played 280 games within the friendly confines of Commonwealth Stadium. UK has a 149-128-4 record in CWS (.537), 14-12 under Mark Stoops.
- UK announced its first sellout since 2010 when 62,933 fans attended the season opener vs. Louisiana Lafayette on Sept. 5, 2015.
- Since the 1999 expansion, UK has averaged 63,030 fans per game and ranked in the nation's top 30 teams in attendance for 13 seasons. Both the single game and season attendance record has been broken in recent years.
- The playing surface is named C.M. Newton Field in honor of the former UK Director of Athletics.

Commonwealth Stadium Renovations:

Through a \$125-million reinvention, Commonwealth Stadium has been transformed into a state-of-the-art facility. As the Kentucky football program enters a new era, the Big Blue Nation enjoys an intimate game-day atmosphere to match. The experience begins outside the stadium, as the longtime home of the Wildcats has undergone a dramatic external facelift. The new Commonwealth Stadium has taken on a modern look, but one that remains uniquely Kentucky. Inside, the capacity of Commonwealth has been reduced over the course of the two-year project, but the value of all remaining seats has been increased, from the top of the upper deck to front-row seats at midfield. Concourses have been revamped and widened throughout the stadium with improved concessions, restrooms and security. Players and coaches will reap the benefits of the new Commonwealth Stadium as well, as new home-team facilities has been built, while a new multi-purpose recruiting room plays host to future Wildcats on their on-campus visits. For more information, visit TheNewCWS.com.

Facts and Figures on Commonwealth Stadium:

Seating Capacity: 61,000, including the Commonwealth Suites.

Playing Field: UK switched from natural grass to synthetic turf for the 2015 season. Other SEC schools with a turf surface are: Arkansas, Mississippi State, Missouri and Vanderbilt.

Video Boards: Video boards by Daktronics measuring at 39 by 79 feet, each, bring a total of 6,162 square feet of video capability. The video boards put UK among the nation's leaders in video square footage. The interior seating bowl also has LED ribbon boards.

Sound System: Sportsound system delivers pounding bass energy, smooth mid- and high-range frequencies, and high-impact entertainment. Components of the sound system include a main speaker cluster behind the end zone, under-balcony speakers and concourse speakers.

Game Day Experiences

The "Cat Walk" on Talbott Todd Way: With the unveiling of the new \$45 million Kentucky Football Training Facility this summer, the headquarters of the program have moved next door to Commonwealth. That means the Cat Walk presented by Chevy will still begin outside Gate 1 two hours and 15 minutes prior to kickoff, but the team will proceed past Gate 1 and between Commonwealth Stadium and Nutter Field House which has been dedicated to former Wildcat Talbott Todd (1963-65). Todd is an avid supporter of the program who was diagnosed with ALS in 2015. From Talbott Todd Way they will walk to the locker room in the Kentucky Football Training Facility. The new Cat Walk route is expected to be more engaging and intimate and fans are encouraged to line up between Gate 1 and Commonwealth Stadium.

Coca Cola Fan Zone: Fans of all ages, but especially the younger Wildcats, will enjoy playing at the Fan Zone located in Nutter Field House. It will have inflatable games, free posters, face tatoos and more, available two hours before kickoff.

TOP ATTENDANCES FOR THE NEW CWS

1.	63,407	Auburn, 2015
2.	63,380	EKU, 2015
3.	63,040	Florida, 2015
4.	62,933	UL Lafayette, 2015
5.	62,512	Louisville, 2015

TRACKING KENTUCKY'S OPPONENTS

Opponent	UK vs. Opp	Opp. Record	Last Game	Next Up
vs. Southern Miss	Sept. 3	3-1	W, at UTEP, 34-7	vs. Rice - Oct. 1
at Florida	Sept. 10	3-1	L, at Tennessee, 28-38	at Vanderbilt - Oct. 1
vs. New Mexico State	Sept. 17	1-3	L, at Troy, 6-52	vs. Louisiana-Lafayette - Oct. 1
vs. South Carolina	Sept. 24	2-2	L, at Kentucky, 10-17	vs. Texas A&M - Oct. 1
at Alabama	Oct. 1	4-0	W, vs. Kent State, 48-0	vs. Kentucky - Oct. 1
vs. Vanderbilt	Oct. 8	2-2	W, at Western Kentucky, 31-30 (OT)	vs. Florida - Oct. 1
vs. Mississippi State	Oct. 22	2-2	W, at UMass, 47-35	vs. Auburn - Oct. 8
at Missouri	Oct. 29	2-2	W, vs. Delaware State, 79-0	at LSU - Oct. 1
vs. Georgia	Nov. 5	3-1	L, at Ole Miss, 14-45	vs. Tennessee - Oct. 1
at Tennessee	Nov. 12	4-0	W, vs. Florida, 38-28	at Georgia - Oct. 1
vs. Austin Peay	Nov. 19	0-3	L, at Eastern Illinois, 35-56	vs. Murray State - Oct. 1
at Louisville	Nov. 26	4-0	W, at Marshall, 59-28	at Clemson - Oct. 1

- In terms of games played, Williams is the third quickest player to reach 1,500 career rushing yards in school history (22 games). Only Sonny Collins (18 games played) and Moe Williams (19 games played) reached that milestone quicker.

Most 100-yard games in a season

1.	8	Artose Pinner	2002
2.	7	Moe Williams	1995
3.	6	Rafael Little	2007
	6	Mark Higgs	1987
	6	George Adams	1984
	6	Sonny Collins	1975
7.	5	Boom Williams	2015

Most consecutive 100-yard games (4 or more)

1.	6	Sonny Collins	9/13/1975 – 10/18/1975
2.	4	Artose Pinner	10/26/2002 - 11/16/2002
3.	4	Derrick Locke	9/4/2010 – 9/25/2010
4.	3	Several players, including Boom Williams	

Most consecutive games with a rushing TD (dating back to 1985)

1.	5	Artose Pinner (2002)
2.	4	Randall Cobb (2009)
		Moe Williams (1995)
4.	3	Derrick Locke (2010)
		Randall Cobb (2009)
		Rafael Little (2005, 2005)
		Artose Pinner (2002)
		Jared Lorenzen (2000)
		Derek Homer (1998)
		Marc Logan (1996)
		Moe Williams (1993, 1995)
		Terry Samuels (1992)
		Al Baker (1990)
		Alfred Rawls (1988)
		George Adams (1983)
		Derrick Ramsey (1977)

Most Career Rushing Touchdowns Of At Least 50 Yards (Since 1955)

1.	6	Stanley "Boom" Williams (2014-Present)
2.	4	Derrick Locke (2007-2010)
	4	Moe Williams (1993-1995)
	4	Mark Higgs (1984-1987)
5.	3	Alfred Rawls (1988-1989)
6.	2	Randall Cobb (2008-2010)
	2	Artose Pinner (1999-2002)
	2	Sonny Collins (1972-1975)
	2	Rodger Bird (1963-1965)
	2	Darrell Cox (1961-1963)

INTERCEPTIONS

Player	2016	Career
J.D. Harmon	2	7
Marcus McWilson	0	3
Derrick Baity	2	2
Blake McClain	2	2
Chris Westry	0	2
Mike Edwards	0	1

TRACKING SACK LEADERS

Player	2016	Career
Denzil Ware	3.0	4.0
Josh Allen	3.0	3.5
Blake McClain	0.0	3.0
Marcus McWilson	0.0	1.5
Chris Westry	0.0	1.5
Jordan Jones	1.0	1.0
Kendall Randolph	0.0	1.0
Alvonte Bell	0.5	0.5
Naquez Pringle	0.5	0.5

DOUBLE-FIGURE TACKLERS

Player	2016	Career
Marcus McWilson	0	3
Kobie Walker	1	1
Jordan Jones	1	1
Mike Edwards	1	1
Blake McClain	0	1

2016 LEADERS

PASSING

UK	COMP-ATT-INT-YDS-TD
Stephen Johnson	29-44-1-490-3

ALABAMA	COMP-ATT-INT-YDS-TD
Jalen Hurts	64-102-1-727-5

RUSHING

UK	ATT-YDS-TD
Boom Williams	58-464-2
Benny Snell Jr.	33-209-5

ALABAMA	ATT-YDS-TD
Damien Harris	40-345-1
Jalen Hurts	45-251-3

RECEIVING

UK	REC-YDS-TD
Garrett Johnson	13-212-2
Jeff Badet	8-245-1
C.J. Conrad	7-146-3

ALABAMA	REC-YDS-TD
Calvin Ridley	20-224-1
ArDarius Stewart	13-205-3
O.J. Howard	10-152-1

TACKLES

UK	TACKLES
Jordan Jones	43
Mike Edwards	31

ALABAMA	TACKLES
Reuben Foster	29
Minkah Fitzpatrick	20

STAT SUPERLATIVES

Here are some career statistical superlatives among current players:

Most Games Played: JD Harmon (40), Jon Toth (40), Ryan Timmons (40), Blake McClain (39), Jojo Kemp (38), Marcus McWilson (35), Matt Elam (28), Mikel Horton (28), Garrett Johnson (28), Ramsey Meyers (28), Charles Walker (28)

Most Games Started: Jon Toth (39), Ramsey Meyers (29), Blake McClain (27), Ryan Timmons (18), Jeff Badet (19), Dorian Baker (16)

Consecutive Games Started: Jon Toth (39), Ramsey Meyers (28)

Consecutive Games with a Rushing

Touchdown: Boom Williams (2), Benny Snell Jr. (2)

BENNY AND HIS JETS

- True freshman running back Benny Snell currently leads the SEC in rushing touchdowns with five, all coming in the last two games.
- The five rushing TDs are the most by a UK player in the first four games of their freshman season in school history.
- Snell rushed a game-high 16 times for 73 yards and the game-winning touchdown in the win over South Carolina.
- On the season, Snell has rushed 33 times for 209 yards and five touchdowns and is averaging 6.3 yards per carry.
- Snell has 209 rushing yards in the last two games combined, which is the most by a true freshman since Chad Scott had 211 against Mississippi State and Vanderbilt in 2000.
- Snell has the most rushing yards by a UK freshman through the first four games of a season (209) since Tony Dixon in 2004 (209).

MACGINNIS AMONG TOP 10 SCORERS

- Junior kicker Austin MacGinnis is among the top-10 scorers in Kentucky history. He has already recorded 184 points which ranks 7th on the career list. He needs 13 points to move up to No. 6 with Craig Yeast (1995-98).
- MacGinnis has made 35 of 46 field goals in his career, 76.0 percent. He set six school records as a freshman in 2014, earning first-team Freshman All-America and first-team All-SEC honors.

UK LEADS SEC IN HOLDING THIRD-QUARTER LEADS

- Kentucky has won 28 consecutive games when staked to a lead at the end of the third quarter, dating back to a 2008 loss vs. South Carolina.
- UK is 11-0 in the Mark Stoops era when holding a third-quarter lead.
- Kentucky leads the SEC with its 28 consecutive wins when staked to a third-quarter lead.

OFFENSE

- Year Four of the Mark Stoops era began with major changes in the offensive coaching staff, including the additions of new offensive coordinator Eddie Gran, co-offensive coordinator and quarterbacks coach Darin Hinshaw and wide receivers coach Lamar Thomas.
- Gran inherits 22 returning letterwinners on offense from the 2015 season, including nine primary starters.
- The Wildcats have a touchdown play of at least 43 yards in each of their last six home games.
- Kentucky had 381 rushing yards and 311 passing yards vs. New Mexico State, the Cats' first 300/300 game in school history.

CATS IN THE NFL



A total of 14 former Kentucky Wildcats are currently on National Football League rosters. Here is the list, along with their years at UK:

Arizona Cardinals

#98 Corey Peters, DT (2006-09)

Atlanta Falcons

#83 Jacob Tamme, TE (2004-07)

Baltimore Ravens

#90 Za'Darius Smith, OLB (2013-14)

#13 Chris Matthews (2009-10)

Chicago Bears

#59 Danny Trevathan, LB (2008-11)

Detroit Lions

#75 Larry Warford, G (2009-12)

Green Bay Packers

#18 Randall Cobb, WR (2008-10)

Indianapolis Colts

#27 Winston Guy, S (2008-11)

Los Angeles Rams

#45 Josh Forrest, LB (2012-15)

Pittsburgh Steelers

#48 Bud Dupree, OLB (2011-14)

San Diego Chargers

#13 Steve Johnson, WR (2006-07)

Seattle Seahawks

#87 Ronnie Shields, TE (2011-14)

Tennessee Titans

#54 Avery Williamson (2010-13)

#59 Wesley Woodyard (2004-07)

2016 TEAM CAPTAINS

Game captains for the 2016 season will be decided on a week-by-week basis. They are listed below.

Southern Miss	Jon Toth, Jojo Kemp, Courtney Miggins, Courtney Love
Florida	Jon Toth, Jojo Kemp, Courtney Miggins, Courtney Love
New Mexico State	Jon Toth, Jeff Badet, Courtney Miggins, Courtney Love
South Carolina	Jon Toth, Jeff Badet, Courtney Miggins, Courtney Love
Alabama	TBD
Vanderbilt	TBD
Mississippi State	TBD
Missouri	TBD
Georgia	TBD
Tennessee	TBD
Austin Peay	TBD
Louisville	TBD

- UK has the most rushing touchdowns (nine) and most rushing yards (787) through the first four games of a season since 2010 (11 touchdowns, 825 yards).
- Dating back to last season, UK has a rushing touchdown in seven consecutive games, the longest such streak since Oct. 3 through Nov. 28, 2009 (nine games).

QUARTERBACKS

2015 Starters Returning/Lost: 0/1

2015 Letterwinners Returning/Lost: 1/2

- Sophomore Drew Barker will miss significant time with a back injury. Junior reserve quarterback Stephen Johnson earned his first career start vs. South Carolina.
- He started his UK career with 42 passing attempts without an interception, the most since 2000.
- Johnson came in for an injured Drew Barker in the first quarter vs. New Mexico State and finished the game 17-for-22 with a career-high 310 yards passing and a career-high three touchdowns – all three were to tight end C.J. Conrad.
- Johnson's first career TD pass was a 72-yarder to tight end C.J. Conrad, marking the longest first-career TD pass for a Wildcat since 1995.
- Johnson is the second quarterback in school history to pass for at least 300 yards within their first two career games played. The other was Jared Lorenzen against Louisville on Sept. 2, 2000.
- Johnson is the first UK quarterback with at least 300 passing yards and at least 50 rushing yards since Patrick Towles vs. Mississippi State on Oct. 25, 2014.
- Sophomore Drew Barker completed 15 of 24 passes for 323 yards and four touchdowns in the 2016 season opener vs. Southern Miss. He played in five games last season, earning a starting nod in the final two contests for the Wildcats (35 of 70 passes for 364 yards and 1 TD).

RUNNING BACKS / FULLBACKS

2015 Starters Returning/Lost: 1/0

2015 Letterwinners Returning/Lost: 5/0

- UK is blessed to be able to go five deep on the running back depth chart, including senior Jojo Kemp, juniors Stanley "Boom" Williams and Mikel Horton, sophomore Sihiem King and freshman Benny Snell Jr.
- Williams has 1,805 yards on 253 carries in his career, adding 13 TDs. He set a single-season school record by averaging 7.1 yards per carry last season. He leads the team in rushing yards this season with 464 and is averaging 8.0 yards per carry.
- Williams ranks third in the SEC in rushing yards per game with 116.0.
- Kemp has carried it 285 times for 1,396 yards, including 15 TDs. He did not see action vs. New Mexico State with an ankle injury.
- Horton, a physical bruiser, has five touchdowns on 144 career carries and 636 yards.
- An explosive talent, King played in all 12 games last season as a freshman, notching 11 carries for 127 yards and a touchdown.
- In 2015, UK's running backs combined for 1,855 yards on 312 carries, an average of 5.9 yards per carry.
- Senior Will Tom Collins saw the majority of action last season when UK used a two-back set. Senior Tanner Fink also is available.

HONORING THE CATS IN 2016

C.J. Conrad, Sophomore, TE, #87

- John Mackey Tight End of the Week (Sept. 21)
- John Mackey Award Preseason Watch List (nation's top tight end)

Jon Toth, Senior, C, #72

- Senior Bowl Watch List
- Outland Trophy Preseason Watch List (nation's best interior lineman)
- Rimington Trophy Watch List (nation's best center)
- Nominee for the National Football Foundation's Scholar-Athlete Award

Jojo Kemp, Senior, RB, #3

- Senior Bowl Watch List

Denzil Ware, Sophomore, DL, #35

- SEC Co-Defensive Lineman of the Week (Sept. 26)

Boom Williams, Sophomore, RB, #18

- Preseason All-SEC Third Team (league media)
- Doak Walker Award Preseason Candidate

WHERE ARE THE COACHES?

SIDELINE

Mark Stoops, Head Coach

Eddie Gran, HC Offense/Running Backs

Vince Marrow, Tight Ends

John Schlarman, Offensive Line

Lamar Thomas, Wide Receivers

Matt House, Inside LBs/Special Teams

Steve Clinkscale, Defensive Backs

Jimmy Brumbaugh, Defensive Line

PRESS BOX

D.J. Eliot, Defensive Coordinator, OLBs

Darin Hinshaw, Co-OC/Quarterbacks

WIDE RECEIVERS / TIGHT ENDS

2015 Starters Returning/Lost: 4/0

2015 Letterwinners Returning/Lost: 9/2

- New wide receivers coach Lamar Thomas has a depth of talent at the wide receiver position, including returning starters Jeff Badet (59 catches for 960 yards and four TDs), Dorian Baker (74 catches for 807 yards and four TDs) and Garrett "Juice" Johnson (81 catches for 1,177 yards and six TDs).
- Kentucky had 14 different players catch passes last season and 12 of them return, including eight wideouts.
- UK has four other receivers with significant game experience, including senior Ryan Timmons and juniors Blake Bone, Alexander Montgomery and Charles Walker.
- Badet ranks second nationally with 30.6 yards per catch this season (eight catches for 245 yards).
- Redshirt freshman Tavin Richardson (four catches for 96 yards) and junior college transfer Kayaune Ross (two catches for 10 yards and touchdown) are added offensive weapons.
- Tight end C.J. Conrad, a Freshman All-American in 2015, caught 15 passes for 149 yards and one TD last season and was a fierce run blocker. Through four games this season he has seven catches for 146 yards (20.9 yards per catch) and three TDs.
- Against New Mexico State, Conrad caught five passes for a career-high 133 yards. His previous career high was 56 yards vs. Mississippi State, Oct. 24, 2015.
- He became the first UK tight end with three touchdown catches in a game since James Whalen vs. Georgia on Oct. 23, 1999 and the first UK player with three receiving touchdowns in the game since Dicky Lyons, Jr., who had three against Florida on Oct. 20, 2007.
- Conrad is the first UK tight end with 100 receiving yards in a game since Jacob Tamme vs. Tennessee on Nov. 24, 2007.
- Conrad is the only UK player in school history at Commonwealth Stadium to have at least 133 receiving yards and three receiving touchdowns in a game.
- His 133 receiving yards are the third-most by a tight end in a game in school history. It is the most in a game by a tight end since James Whalen had 151 yards against Georgia in 1999.
- Junior Greg Hart is available at tight end after sitting out last season as a transfer from Nebraska. Freshman Justin Rigg gives the team additional flexibility at the position.

OFFENSIVE LINE

2015 Starters Returning/Lost: 4/1

2015 Letterwinners Returning/Lost: 7/2

- The offensive line is one of the most experienced positions as it returns 83 career starts, including 46 from 2015.
- Senior center Jon Toth headlines the O-line as he has started in 39 consecutive games and is considered one of the top centers in college football. Toth is a nominee for the Rimington Trophy, given to the nation's top center. Sophomore Jervontius "Bunchy" Stallings is his backup.
- Junior Kyle Meadows, who started the final nine games last season, is the starter at right tackle.
- Junior Cole Mosier earned the starting nod at left tackle in the first two games but missed the New Mexico State and South Carolina games with an ankle injury. Freshman Landon Young saw action at Florida and has started the last two games in place of Mosier.
- Returning starters at the left and right guard positions are juniors Nick Haynes and Ramsey Meyers. Sophomore George Asafo-Adjei can play guard or tackle and gives the coaching staff a talented option in the line.

SPECIAL TEAMS

- Junior kicker Austin MacGinnis returns as the kickoff specialist and placekicker. MacGinnis has already recorded 184 points, which ranks him seventh on UK's career scoring list. He needs just eight more to equal Craig Yeast for sixth all-time. Despite battling injuries last season, he hit 13 of 17 field goals and 22 of 23 PATs. He is currently 1-for-2 for field goals this season.
- Sophomore Miles Butler can also step in at placekicker. He hit 4 of 4 field goals last season with a long kick of 46 yards and was 11 of 12 in PATs.
- Freshman signee Grant McKinniss, rated the nation's No. 4 punter in high school last year, is averaging 40.8 per punt in four games with three downed inside the opponent's 20-yard line.
- After the graduation of four-year long snapper Kelly Mason, sophomore Tristan Yeomans has been called on to handle the long snapping for punts, while redshirt freshman Blake Best is the snapper for field goals and PATs.

DEFENSE

- Seven of UK's top eight tacklers from last season have departed.
- Kentucky's defense showed vast improvements in the South Carolina from the start of the season. The defense held South Carolina to just 10 points in the game, a season best.

CATS SCRATCHES

SOPHOMORE • OL • GEORGE ASAFO-ADJEI

- Nickname is Big George
- Speaks English and Ghanaian

JUNIOR • WR • JEFF BADET

- Known as one of the fastest guys on the team
- He is Haitian

SENIOR • FB • WILL THOMAS COLLINS

- Nickname is Taco Meat
- Earned a scholarship during preseason camp
- Was home schooled by his mom, Betty, until the ninth grade
- Betty was a high jumper at UK and still ranks seventh on the all-time list with a clearance of 5-8

JUNIOR • LB • DE'NIRO LASTER

- Named after actor Robert De Niro
- One of three players chosen for a week-long service trip to Ethiopia in May (Greg Hart and Courtney Love were the others)

SENIOR • WR • RYAN TIMMONS

- Has a twin sister, Raven, who works in the football office

JUNIOR • RB • STANLEY WILLIAMS

- Nickname is Boom
- Wears uniform number 18 to follow the legacy of former Wildcat greats Jacob Tamme and Randall Cobb
- Had offseason elbow surgery

ACHIEVING THE ULTIMATE DREAM

COACH STOOPS HAS DEVELOPED

11 NFL 1ST ROUND PICKS

SINCE 2001



**bud
DUPREE**



THE MARK STOOPS COACHING FILE

Year	School	Position	W-L	Postseason
1990	Iowa	Graduate Assistant	8-4	Rose
1991	Iowa	Graduate Assistant	10-1-1	Holiday
1992-95	Nordonia HS	Defensive Backs		
1996	South Florida	Defensive Backs	0-0	
1997	Wyoming	Defensive Backs	7-6	
1998	Wyoming	Defensive Backs	8-3	
1999	Wyoming	Defensive Backs	7-4	
2000	Houston	Co-Defensive Coord., Safeties	3-8	
2001	Miami (Fla.)	Defensive Backs	12-0	Rose
2002	Miami (Fla.)	Defensive Backs	12-1	Fiesta
2003	Miami (Fla.)	Defensive Backs	11-2	Orange
2004	Arizona	Defensive Coord., DBs	3-8	
2005	Arizona	Defensive Coord., DBs	3-8	
2006	Arizona	Defensive Coord., DBs	6-6	
2007	Arizona	Defensive Coord., DBs	5-7	
2008	Arizona	Defensive Coord., DBs	8-5	Las Vegas
2009	Arizona	Defensive Coord., DBs	8-5	Holiday
2010	Florida State	Defensive Coord., DBs	10-4	Chick-fil-A
2011	Florida State	Defensive Coord., DBs	9-4	Champs Sports
2012	Florida State	Defensive Coord., DBs	12-2	Orange
2013	Kentucky	Head Coach	2-10	
2014	Kentucky	Head Coach	5-7	
2015	Kentucky	Head Coach	5-7	
2016	Kentucky	Head Coach	2-2	



**26 SEASONS OF
COACHING EXPERIENCE**
IOWA - USF - WYOMING - HOUSTON -
ARIZONA - MIAMI - FLORIDA ST - KENTUCKY



**10 SEASONS AS A
DEFENSIVE COORD.**
HOUSTON - ARIZONA - FLORIDA ST



**4-1 CAREER
BCS BOWL RECORD**



**BCS NATIONAL
CHAMPION 2001**



PLAYING CAREER
STARTING SAFETY
UNIVERSITY OF IOWA



HEAD COACH MARK STOOPS | FOURTH SEASON

* Named the 37th head coach of the Kentucky football program on Nov. 27, 2012

Accomplished major defensive turnarounds at Arizona and Florida State.

* First task as UK coach was to put together a bright and energetic coaching staff. Stoops hired defensive coordinator D.J. Eliot, who has been with the Wildcats in each of the first three seasons of the Stoops era. Recently, Stoops added veteran co-offensive coordinators Eddie Gran and Darin Hinshaw.

* During Stoops' three seasons at FSU, the Seminoles went 10-4, 9-4 and 12-2, including wins over South Carolina in the 2010 Chick-fil-A Bowl, Notre Dame in the 2011 Champs

Sports Bowl and Northern Illinois in the 2013 Orange Bowl.

* Developed many players to NFL careers, including Alvin "Bud" Dupree, Za'Darius Smith, Antoine Cason, Michael Johnson, Philip Buchanon, Kelly Jennings, Brandon Meriweather, Ed Reed, Antrel Rolle, Mike Rumph, Sean Taylor and Brian Lee.

PERSONAL

Born: July 9, 1967

Hometown: Youngstown, Ohio

Alma Mater: Iowa, 1989

Family: Wife, Chantel; Sons, Will and Zack.

STOOPS VS. ALL OPPONENTS

Opponent	Record
Alabama	0-1
Alabama State	1-0
Auburn	0-1
Charlotte	1-0
Eastern Kentucky	1-0
Florida	0-4
Georgia	0-3
Louisiana-Lafayette	1-0
Louisiana-Monroe	1-0
Louisville	0-3
LSU	0-1
Miami (Ohio)	1-0
Mississippi State	0-3
Missouri	1-2
New Mexico State	1-0
Ohio	1-0
South Carolina	3-1
Southern Miss	0-1
Tennessee	0-3
Tennessee-Martin	1-0
Vanderbilt	1-2
Western Kentucky	0-1
Totals:	14-26

Ware, CB Chris Westry, S Mike Edwards, CB Derrick Baity, and DT Cory Johnson) and only one was a senior (Johnson).

LINEBACKERS

2015 Starters Returning/Lost: 0/3

2015 Letterwinners Returning/Lost: 2/6

- Sophomore linebacker Jordan Jones has been a menace to opposing offenses, registering 43 tackles to lead all SEC defenders in tackles per game after four games with 10.8.
- Jones is second in the nation in solo tackles (30 and ninth in total tackles (43).
- Courtney Love, a transfer from Nebraska, is third on the team with 22 tackles through four games.
- Strongside linebacker Josh Allen has posted 22 tackles with three sacks and one forced fumble.
- Sophomores Kobie Walker and Nico Firios, redshirt freshman Eli Brown and mid-year enrollee Kash Daniel have contributed as well.

STOOPS AND CO. MAKING A HIT IN RECRUITING

In just four seasons at the helm of the Kentucky football program, head coach Mark Stoops and his staff have been making noise on the recruiting trail. Kentucky's four classes under Stoops have ranked in the top 50 by all four major recruiting services. Below is a look at UK's recruiting success under Stoops and Co.

Outlet	2013	2014	2015	2016
Rivals	#29	#17	#35	#29
ESPN	#36	#20	#43	#34
247Sports	#41	#23	#38	#34
Scout.com	#38	#21	#45	#39

- It marked the first time Kentucky has held an opponent to 10 points or less since limiting Vanderbilt to seven points in a 17-7 win in 2014 in Commonwealth Stadium.
- The Wildcats held South Carolina to only two pass plays of 20+ yards and no rushing play longer than 12 yards.
- Kentucky had a season-high four sacks vs. the Gamecocks after totaling just four sacks in three games. It marked the most sacks against an SEC opponent since Nov. 1, 2008 against Mississippi State when UK also had four sacks.
- The Kentucky defense limited South Carolina to just 16 first downs in the game. The last time Kentucky limited an SEC opponent to 16 first downs or less was 13 last season at Vanderbilt.
- Before the South Carolina game, Kentucky's defense had created a turnover in nine straight games, which is the longest streak for the Wildcats since they accomplished the feat in 10 straight games from Nov. 23, 2013 to Oct. 25, 2014.
- The defense has 16 returning letterwinners, including six starters.
- Two new assistant coaches are on the defensive staff in Steve Clinkscale, defensive backs, and Matt House, inside linebackers/special teams coordinator.
- Kentucky started 16 different players on defense last season, with only three (DE Farrington Huguenin, CB Chris Westry and MLB Josh Forrest) starting in all 12 games. Of the 16 starters last season, five received their first career start in 2015 (DE Denzil

DEFENSIVE LINE

2015 Starters Returning/Lost: 2/2

2015 Letterwinners Returning/Lost: 7/3

- UK is looking to fill the void on the defensive line after the departure of end Farrington Huguenin, tackle Cory Johnson, noseguard Melvin Lewis and tackle Regie Meant.
- Junior noseguard Matt Elam recorded 23 stops in 2015.
- Junior college transfer Naquez Pringle saw his first career action vs. Florida and registered five tackles with one tackle for loss. He has 12 tackles on the season.
- At end, senior Courtney Miggins has 15 tackles with three pass breakups and three tackles for loss this season.



The pioneers: (L-R) Melvin Page (brother of the late Greg Page), Nate Northington, Wilbur Hackett and Houston Hogg.

- Junior college transfer Alvonte Bell earned his first career start vs. New Mexico State and had a career-high seven stops. He has 16 tackles on the season.
- The hybrid end/linebacker position is held by sophomore Denzil Ware, who made 39 tackles last season, including 5.5 tackles for loss. Ware has 17 tackles in four games in 2016 with a team-high 4.5 TFLs, three sacks and two quarterback hurries.
- Ware had two sacks vs. South Carolina, the most by a UK player against an SEC opponent since Ridge Wilson against South Carolina in 2011.
- De'Niro Laster, a transfer from Minnesota, has 10 tackles in his first four games as a Wildcat.
- Sophomore defensive tackle Adrian Middleton has started the last three games at tackle and has totaled nine tackles.
- Sophomore tackle Tymere Dubose has seen action in three games and has four tackles.
- Freshman defensive tackle T.J. Carter made his first collegiate appearance in the second quarter vs. UF and has four tackles in two games played.

CORNERBACKS

2015 Starters Returning/Lost: 2/0

2015 Letterwinners Returning/Lost: 4/1

- Kentucky has five cornerbacks with extensive experience, including Freshman All-American and Freshman All-SEC cornerback Chris Westry (49 tackles, 2.0 TFL, 1 sack, 2 interceptions, 10 pass breakups).
- That experience has shown so far this season as Kentucky ranks fourth in the SEC in interceptions and tied for 10th nationally with six on the season.
- Kentucky's six interceptions through the first three games are the most since 2011.
- Sophomore Derrick Baity started the last four games of his freshman season, totaling 19 tackles and two pass breakups. Baity has started in all four games this season and has 14 tackles with two interceptions, including one in back-to-back games.
- Senior J.D. Harmon is tied for seventh on the team in tackles with 17. He has seven interceptions in his career, including two this season. He also has 15 pass career breakups, one this season.
- Junior Kendall Randolph can play corner or the nickelback position as needed. Randolph has contributed 36 tackles (nine this season) and two PBU.



The statues honoring the first four black men to break the color barrier in the SEC stands in front of UK's new practice facility.

SAFETIES

2015 Starters Returning/Lost: 1/1, 2015 Letterwinners Returning/Lost: 4/3

- Sophomore Mike Edwards (70 tackles, 4 TFL, 1 interception, 8 PBU, 1 FF) emerged as a starter last season at strong safety and has picked up where he left off. He currently ranks second on the team and sixth in the SEC in tackles per game with 7.8 (31).
- Edwards had a career-high 12 tackles vs. New Mexico State.
- Versatile Blake McClain can play any position in the defensive backfield and is UK's starting free safety. He has totaled 140 tackles, 2 interceptions and 20 pass breakups in his career. He currently is fourth on the team in total tackles with 22.
- Senior Marcus McWilson (125 tackles, 5.0 TFL, 1.5 sacks, 3 PBU, 1 QBH, 1 FF) brings experience at safety. He has 19 tackles in four games this season.

STATUE HONORING SEC TRAILBLAZERS UNVEILED

The statue honoring the four UK players who broke the color barrier in Southeastern Conference football – Nate Northington, Greg Page, Wilbur Hackett and Houston Hogg – was unveiled at an event at the site of the statue on Sept. 22.

The statue commemorates the playing careers and lives of the first four African-American football players in SEC history. It will be located on a pedestal in the plaza between the new Kentucky Football Training Facility and Commonwealth Stadium, positioned to remind fans, coaches and players of the incredible contributions made by Northington, Page, Hackett and Hogg to the University of Kentucky, the SEC and college football on a national level.

"No four players in our program's history have better demonstrated the values of courage, determination and selflessness than Nate, Greg, Wilbur and Houston," Athletics Director Mitch Barnhart said. "The pride we take in calling them Kentucky Wildcats is matched only by our gratitude for what they have done for this university and for college football in the South. We are proud to show that appreciation with the dedication of this statue that will occupy a prominent place at the home of Kentucky football."

Cast in bronze, the statue features the four pioneers in uniform standing side by side. It was designed and sculpted by J. Brett Grill over the course of a year and after interviews with the three living trailblazers; Page's brother, Melvin; and teammates of the four. The statue is to scale, with the tallest figure standing approximately seven-and-a-half feet tall. It is 11 feet wide at its base and four feet in depth, weighing around 3,500 pounds.

This year marks the 50th anniversary of Northington and Page's arrival on the UK campus in 1966. Hackett and Hogg would join them a year later. Northington made his varsity debut on Sept. 23,



\$170 MILLION OF KENTUCKY FOOTBALL CONSTRUCTION

- Kentucky's two major football construction projects total \$170 million.
- A \$125 million "reimagining" of Commonwealth Stadium was completed for the 2015 season. The project gave CWS a new look for the exterior, wider and redesigned concourses, new concession stands and restrooms, new suites and other premium seating, a recruiting room and a new press box.
- Construction began in January 2015 on a new \$45 million practice/office complex (98,000 square feet) being built on the south side of the existing Nutter Field House (see picture above). The comprehensive complex features state-of-the-art practice, office and support facilities for the players and coaches. The facility opened in August of 2016.

1967 against Indiana before breaking the SEC's color barrier a week later when UK hosted Ole Miss on Sept. 30, 1967. Tragically, Page – Northington's close friend – passed away just a day prior on Sept. 29 after suffering a neck injury in a practice accident. Hackett and Hogg would carry on Northington and Page's legacy, with Hackett becoming the SEC's first African-American team captain in any sport in 1969.

RICH BROOKS, WESLEY WOODYARD INDUCTED INTO UK ATHLETICS 2016 HALL OF FAME CLASS

The University of Kentucky Athletics Hall of Fame Class of 2016 inducted six new members last weekend. They were Rich Brooks (football), Chuck Hayes (men's basketball), James Johnson (wrestling), Molly Johnson-Belcher (softball), Bernadette Madigan-Dugan (cross country/track and field) and Wesley Woodyard (football).

RICH BROOKS, FOOTBALL, 2003-09

Only coach in school history to guide UK to bowl games in four consecutive years and win three straight bowls ... Took over a program mired in a severe NCAA probation and by 2006 led UK to a 28-20 upset win over Clemson in the Music City Bowl ... Followed with a win over Florida State in the 2007 Music City Bowl, a season which included a Top-10 ranking and victory over No. 1 (and eventual national champion) LSU ... Following 2008 season, defeated East Carolina in the Liberty Bowl and completed his career at the Music City Bowl in 2009 ... Won at least seven games four years in a row, first time that had happened at UK since 1909-12 ... 2009 SEC Coach of the Year by CollegeFootballNews.com ... In last four seasons, led UK to 12 fourth-quarter comeback wins.

WESLEY WOODYARD, FOOTBALL, 2004-07

One of the best defensive players and team leaders in Kentucky history ... First-team All-SEC as a junior and senior ... Made 395 tackles in his career, seventh in school history ... Led team in tackles three straight years, with at least 100 stops each of the three seasons ... Led the SEC as a senior with 139 tackles ... Unquestioned leader of the defense as the Wildcats posted eight-win seasons and won the 2006 and '07 Music City Bowls ... Led UK in tackles in both bowl triumphs ... Second-team Sophomore All-America ... Also a key contributor in special teams kick coverage ... First-team Freshman All-SEC ... SEC Academic Honor Roll ... UK Athletics Society of Character ... Has played eight years in the NFL with Denver and Tennessee.

FOUR WALK-ONS EARN SCHOLARSHIPS

Coach Stoops awarded scholarships to four deserving walk-ons during preseason camp in juniors Dylan Greenberg and Charles Walker and senior fullbacks Will Thomas Collins and Tanner Fink.

- Fink, a tight end/fullback and native of Elizabethtown, Ky., played in two games last season. He was named Scout Team Player of the Week twice in 2014.
- Collins, also known as "Taco Meat" is a fullback from Jackson, Ky. He saw action in 12 games last season with two starts.
- Greenberg, a right guard and native of Tucson, Ariz., transferred from Youngstown State and sat out the 2014 season. He practiced with the team last season but hasn't seen action yet.
- Walker, a wide receiver from Louisville, Ky., played in all 12 games last season with one start. He finished with five catches for 61 yards and was a weapon on special teams.



DE'NIRO LASTER, GREG HART AND COURTNEY LOVE IN AFRICA

SCHEDULE NOTES

- The 2016 Kentucky football schedule will feature seven home games and five road tilts.
- UK will face a challenging schedule in 2016, including home conference games with South Carolina, Vanderbilt, Georgia and Mississippi State. UK will travel to Florida, Alabama, Tennessee and Missouri in league play.
- The Wildcats face seven straight SEC foes, hosting South Carolina (Sept. 24) and Vanderbilt (Oct. 8), and traveling to Tuscaloosa to face Alabama (Oct. 1). UK will break for an open date on Oct. 15, before hosting Mississippi State on Oct. 22 and traveling to face Missouri on Oct. 29.
- Kentucky will play host to Georgia on Nov. 5 and travel to Tennessee on Nov. 12, before concluding its home schedule with Austin Peay on Nov. 19. Kentucky and Louisville will conclude the regular season on Nov. 26 at Papa John's Cardinal Stadium. It marks the second consecutive season UK will finish the year with two straight non-conference games.
- Last weekend had a pair of special events. The unveiling of new UK football statue, featuring the pioneers of integration of SEC football, on Sept. 22. The new class of the UK Athletics Hall of Fame was introduced at the game on Saturday, Sept. 24.
- The annual Homecoming game will be on Oct. 8 vs. Vanderbilt.
- UK's 1976 team, SEC co-champion and winner of the Peach Bowl, will have a 40th anniversary reunion at the Mississippi State game on Oct. 22.
- For the 25th consecutive year, the 2016 regular season will culminate with the SEC Championship Game on Saturday, Dec. 3 at the Georgia Dome in Atlanta.

COACHING CHANGES

- Eddie Gran was named assistant head coach of the offense/offensive coordinator as well as running backs coach on Dec. 29, 2015.
- Darin Hinshaw was named the co-offensive coordinator/quarterbacks coach on Dec. 29, 2015.

- Lamar Thomas was named the wide receivers coach on Feb. 2, 2016.
- UK co-defensive coordinator and defensive backs coach, Derrick Ansley, was hired to be the defensive backs coach at Alabama on Feb. 3, 2016. Former Cincinnati co-defensive coordinator, Steve Clinkscale, was hired in late February to replace Ansley.
- Outside linebackers coach Andy Buh left to be the defensive coordinator at Maryland and Matt House, formerly the defensive coordinator at Florida International, was hired in May to take his place. House will coach the inside linebackers and serve as the special teams coordinator. Defensive coordinator D.J. Eliot will now coach the outside linebackers.

MID-YEAR ENROLLEES

- Kentucky welcomed seven mid-year enrollees to the program in January. Three are junior college transfers and four are true freshmen.
 - Kash Daniel, Linebacker**, 6-1, 235, Fr.-HS, Paintsville, Ky. (Paintsville)
 - Gunnar Hoak, Quarterback**, 6-4, 190, Fr.-HS, Dublin, Ohio (Dublin Coffman)
 - Dakota Holtzclaw, Wide Receiver**, 6-7, 215, Fr.-HS, Columbus, Ohio (Worthington Kilbourne)
 - Drake Jackson, Center**, 6-2, 302, Fr.-HS, Versailles, Ky. (Woodford County)
 - Tate Leavitt, Off. Tackle**, 6-6, 310, Jr.-JC, Thornville, Ohio (Sheridan/Hutchinson CC)
 - Naquez Pringle, Defensive Line**, 6-2, 330, Jr.-JC, Georgetown, S.C. (Carvers Bay/Itawamba CC)
 - Stephen Johnson II, QB**, 6-3, 190, Jr.-JC, Rancho Cucamonga, Calif. (Los Osos/Grambling/College of the Desert)
- In 2015, UK added six mid-year enrollees, including high school graduates offensive lineman George Asafo-Adjei, tight end C.J. Conrad, defensive end Kengera Daniel and linebacker Jordan Jones, and two Nebraska transfers, tight end Greg Hart and linebacker Courtney Love.
- The four freshmen all made an immediate impact on the team in their debut season. Asafo-Adjei played in 11 of 12 games with

three starts. Conrad played in all 12 games with nine starts and ranked fifth on the team in receptions with 15 catches for 149 yards and a touchdown. He was named third-team Freshman All-America. Daniel saw action in seven games and Jordan Jones charted 10 tackles in nine games played.

"FIRSTS" UNDER STOOPS

- Kentucky experienced several "firsts" during the 2015 season to boast about:
- The win over South Carolina marked UK's first road win since a 2010 win at Louisville, snapping a 22-game losing skid.
- The USC win was UK's first SEC road win since defeating Georgia in 2009.
- UK's win over Missouri marked its first win over a ranked opponent since upsetting South Carolina in 2010, snapping an 18-game losing streak to ranked teams.
- The win over No. 23/25 Missouri marked Stoops' first win over a ranked opponent and snapped Missouri's 11-game road winning streak, which was the third-longest active streak in the nation.
- The win over No. 23/25 Missouri marked UK's first win over a defending SEC Eastern Division Champion since 2006 vs. Georgia.
- UK's win over Eastern Kentucky marked the first overtime win in the Stoops era and tied for the largest fourth-quarter comeback (behind by 14) in school history.

ACADEMIC SUCCESS

- Last year, UK had 26 players on the SEC Fall Academic Honor Roll and two (Logan Stenberg and Mason Wolfe) were named to the SEC First-Year Academic Honor Roll.
- Seven Wildcats (Will Thomas Collins, Tanner Fink, Dylan Greenberg, J.D. Harmon, Blake McClain, Jon Toth and Zane Williams) are all expected to graduate in December with their undergraduate degrees.
- Players on track to graduate in May are: Jeff Badet, Greg Hart, Nick Haynes, Jacob Hyde, Jojo Kemp, DeNiro Laster, Courtney Love, Marcus McWilson, Kyle Meadows, Courtney Miggins and Ryan Timmons.
- Several key UK players have strong cumulative GPAs over their academic careers, including Miles Butler (3.949), Charles Walker (3.857), Austin MacGinnis (3.726) and Zach Myers (3.672).

THREE CATS TRAVEL TO ETHIOPIA FOR SERVICE TRIP

- Three Wildcats, Greg Hart, Courtney Love and De'Niro Laster, traveled to Ethiopia in May for UK Athletics' sixth annual service trip to Africa. During the week-long trip, the athletes interacted with the residents of impoverished communities, helped widows and orphans and assisted in renovating houses.

FAMILY TIES AT KENTUCKY

- Senior offensive lineman Zach Myers is the son of former UK offensive lineman Brad Myers (1984-87). Brad blocked for three of the top rushers in UK history - George Adams, Mark Higgs and Marc Logan.
- UK senior wide receiver Ryan Timmons has a twin sister named Raven, who is a student assistant in the football office.
- Redshirt freshman linebacker Elijah Barnett's father, Oliver, starred at UK from 1985-89, before playing six seasons in the NFL.
- Freshman linebacker Drew Schlegel is the son of former Wildcat, Mike Schlegel. Mike was a tackle and team captain at Kentucky from 1992-95.

DID YOU KNOW?

- This is the 126th season of intercollegiate football for the UK football program.
- Three current Wildcats traveled to Ethiopia in May for a week-long service trip - linebacker Courtney Love, linebacker De'Niro Laster and tight end Greg Hart.
- The Kentucky cheerleaders have won an unprecedented 21 national cheerleading championships, including 17 of the last 21, at the annual Universal Cheerleaders Association championships.
- Kentucky is one of only 10 schools that have won an NCAA men's basketball championship while also having a claim on a national championship in football.
- UK is one of only seven universities in the U.S. that have programs in agriculture, engineering, law, medicine and pharmacy on a single campus.
- Kentucky linebacker Josh Forrest was chosen by the Los Angeles Rams in the sixth round of the 2016 National Football League Draft. Five other Wildcats signed free agents contracts: Farrington Huguenin (Miami Dolphins), Cory Johnson (Atlanta Falcons), Melvin Lewis (New York Giants), A.J. Stamps (Cleveland Browns) and Jordan Swindle (Los Angeles Rams).

KENTUCKY CAREER RECORDS

CAREER RECEIVING YARDAGE LEADERS

#	Player	Years	Rec	Yards	Avg	TD
1.	Craig Yeast	1995-98	208	2,899	13.9	28
2.	Keenan Burton	2003-07	189	2,376	12.6	25
3.	Derek Abney	2000-03	197	2,339	11.9	18
4.	Dicky Lyons, Jr.	2004, 2006-08	141	1,752	12.4	18
5.	Quentin McCord	1996, 1998-2000	112	1,743	15.6	15
6.	La'Rod King	2009-12	134	1,706	12.7	17
7.	Randall Cobb	2008-10	144	1,661	11.5	13
8.	Anthony White	1996-99	194	1,520	7.8	8
9.	Felix Wilson	1977-79	90	1,508	16.8	10
10.	Tom Hutchinson	1960-62	94	1,483	15.7	9
11.	Kevin Coleman	1995-98	107	1,428	13.3	13
12.	Larry Seiple	1964-66	72	1,422	19.8	10
13.	Jacob Tamme	2004-07	133	1,417	10.6	11
14.	Rafael Little	2004-07	131	1,324	10.1	5
15.	James Whalen	1997-99	120	1,324	11.0	13
16.	Rick Kestner	1963-65	82	1,280	15.6	10
17.	Chris Matthews	2009-10	93	1,289	13.9	12
18.	Derek Smith	1999-2001	89	1,224	13.8	9
19.	Phil Logan	1987-90	83	1,219	14.7	7
20.	Steve Meilinger	1951-53	75	1,210	16.1	17
21.	Steve Johnson	2006-07	72	1,200	16.6	14
22.	Garrett Johnson	2014-present	81	1,177	14.5	6
23.	Javess Blue	2013-14	72	1,111	15.4	9
24.	Ryan Timmons	2013-present	95	1,060	11.2	5
25.	Derek Homer	1997-2000	129	1,052	8.2	2

CAREER RUSHING LEADERS

#	Player	Years	Att	Yards	Avg.	TD
1.	Sonny Collins	1972-75	777	3,835	4.9	26
2.	Moe Williams	1993-95	618	3,333	5.4	26
3.	Rafael Little	2004-07	580	2,996	5.2	16
4.	Mark Higgs	1984-87	532	2,892	5.4	25
5.	George Adams	1981-84	638	2,648	4.2	25
6.	Derrick Locke	2007-10	518	2,618	5.1	22
7.	Artose Pinner	1999-2002	438	2,105	4.8	17
8.	Boom Williams	2014-present	253	1,805	7.1	13
9.	Marc Logan	1983-86	389	1,769	4.5	11
10.	Derrick Ramsey	1975-77	446	1,764	3.9	25
11.	Anthony White	1996-99	364	1,758	4.8	11
12.	Rodger Bird	1963-65	397	1,699	4.2	21
13.	Derek Homer	1997-2000	353	1,689	4.8	11
14.	Ivy Joe Hunter	1985-88	361	1,687	4.7	19
15.	Bill Leskovar	1949-51	324	1,664	5.1	9
16.	Steve Campassi	1972-75	370	1,609	4.3	8
17.	Raymond Sanders	2010-13	340	1,542	4.5	11
18.	Al Baker	1986-90	378	1,534	4.1	15
19.	Mike Fanuzzi	1971-74	344	1,484	4.3	16
20.	Bobby Cravens	1956-58	323	1,448	4.5	6
21.	Jojo Kemp	2013-present	285	1,396	4.9	15
22.	Tony Dixon	2004, 2006-08	345	1,388	4.0	16
23.	Alfred Rawls	1988-89	286	1,370	4.8	16

CAREER SCORING LEADERS

#	Player	Years	TD	FG	PAT	Pts
1.	Lones Seiber	2006-09	0	49	158	305
2.	Joey Worley	1984-87	0	57	75	246
3.	Seth Hanson	1997-98, 2000-01	0	35	127	232
4.	Taylor Begley	2002-05	0	36	118	226
	Randall Cobb	2008-10	37	0	2	226
6.	Craig Yeast	1995-98	32	0	0	192
7.	Austin MacGinnis	2014-present	0	35	79	184
8.	Craig McIntosh	2009-12	0	31	81	174
9.	Doug Pelfrey	1990-92	0	34	6	167
10.	George Adams	1981-84	27	0	2	166

KENTUCKY IN OVERTIME GAMES

- Kentucky is 3-6 in overtime all-time, including a 3-4 mark at home and 0-2 record away.

Date	Opponent	Home/Away	Number of Overtimes	Final Score
Oct. 4, 1997	Alabama	Home	1	W, 40-34
Sept. 2, 2000	Louisville	Away	1	L, 40-34
Nov. 1, 2003	Arkansas	Home	7 (NCAA record)	L, 71-63
Oct. 13, 2007	LSU	Home	3	W, 43-37
Nov. 24, 2007	Tennessee	Home	4	L, 52-50
Nov. 28, 2009	Tennessee	Home	1	L, 30-24
Sept. 15, 2012	Western Kentucky	Home	1	L, 32-31
Sept. 13, 2014	Florida	Away	3	L, 36-30
Oct. 3, 2015	Eastern Kentucky	Home	1	W, 34-27

KENTUCKY'S ALL-TIME COMEBACK WINS

1. -18 Oct. 16, 2010: Trailing South Carolina 28-10 in the third quarter, went on to win 31-28 (at Kentucky)
2. -17 Sept. 19, 1998: Trailing Indiana 20-3 in the second quarter, went on to win 31-27 (at Kentucky)
- 17 Oct. 25, 2003: Trailing Mississippi State 17-0 in the second quarter, went on to win 42-17 (at Kentucky)
4. -14 Nov. 2, 1991: Trailing Cincinnati 14-0 in the second quarter, went on to win 20-17 (at Kentucky)
- 14 Nov. 21, 2009: Trailing Georgia 27-13 in the third quarter, went on to win 34-27 (at Georgia)
- 14 Oct. 4, 2014: Trailing South Carolina 38-24 in the fourth quarter, went on to win 45-38 (at Kentucky)
- 14 Oct. 3, 2015: Trailing Eastern Ky. 27-13 in the fourth quarter, went on to win 34-27 in overtime (at Kentucky)
8. -13 Oct. 17, 1914: Trailing Mississippi A&M (now Mississippi State) 13-0 in the second quarter, went on to win 19-13 (at Kentucky)
- 13 Dec. 29, 1984: Trailing Wisconsin 13-0 in the first quarter of the Hall of Fame Bowl, went on to win 20-19
- 13 Sept. 16, 2000: Trailing Indiana 20-7 in the second quarter, went on to win 41-34 (at Kentucky)
- 13 Nov. 13, 2004: Trailing Vanderbilt 13-0 in the fourth quarter, went on to win 14-13 (at Kentucky)
- 13 Sept. 22, 2007: Trailing Arkansas 20-7 in the second quarter, went on to win 42-29 (at Arkansas)
- 13 Oct. 13, 2007: Trailing LSU 27-14 in the third quarter, went on to win 43-37 in three overtimes (at Kentucky)
- 13 Oct. 18, 2008: Trailing Arkansas 20-7 in the fourth quarter, went on to win 21-20 (at Kentucky)
- 13 Jan. 2, 2009: Trailing East Carolina 16-3 in the third quarter of the Liberty Bowl, went on to win 25-19
16. -11 Nov. 16, 1974: Trailing Florida 17-6 in the second quarter, went on to win 41-24 (at Kentucky)
- 11 Nov. 9, 1996: Trailing Mississippi State 14-3 in the second quarter, went on to win 24-21 (at Kentucky)
- 11 Nov. 7, 1998: Trailing Mississippi State 29-18 in the third quarter, went on to win 37-35 (at Kentucky)
- 11 Nov. 4, 2006: Trailing Georgia 14-3 in the second quarter, went on to win 24-20 (at Kentucky)
- 11 Oct. 11, 2014: Trailing Louisiana-Monroe 14-3 in the second quarter, went on to win 48-14 (at Kentucky)
21. -10 Nov. 1, 1913: Trailing Earlham 10-0 in the second quarter, went on to win 28-10 (at Kentucky)
- 10 Oct. 23, 1965: Trailing Georgia 10-0 in the second quarter, went on to win 28-10 (at Kentucky)
- 10 Nov. 5, 1966: Trailing Vanderbilt 10-0 in the fourth quarter, went on to win 14-10 (at Kentucky)
- 10 Oct. 1, 1977: Trailing Penn State 10-0 in the first quarter, went on to win 24-20 (at Penn State)
- 10 Oct. 14, 1978: Trailing Ole Miss 10-0 in the third quarter, went on to win 24-17 (at Ole Miss)
- 10 Nov. 7, 1981: Trailing Vanderbilt 10-0 in the second quarter, went on to win 17-10 (at Vanderbilt)
- 10 Oct. 12, 1985: Trailing Mississippi State 10-0 in the second quarter, went on to win 33-19 (at Kentucky)
- 10 Oct. 27, 1990: Trailing Georgia 10-0 in the second quarter, went on to win 26-24 (at Kentucky)
- 10 Sept. 23, 1993: Trailing South Carolina 17-7 in the fourth quarter, went on to win 21-17 (at South Carolina)
- 10 Sept. 16, 1995: Trailing Indiana 10-0 in the second quarter, went on to win 17-10 (at Indiana)
- 10 Sept. 10, 2011: Trailing Central Michigan 13-3 in the second quarter, went on to win 27-13 (at Kentucky)

NUMERICAL ROSTER

1 Ryan Timmons, WR, Frankfort, Ky.
 2 Dorian Baker, WR, Cleveland Heights, Ohio
 3* Jordan Griffin, DB, Jonesboro, Ga.
 3* Jojo Kemp, RB, DeLand, Fla.
 4 Mikel Horton, RB, West Chester, Ohio
 5 Kendall Randolph, CB, Tallahassee, Fla.
 6 Blake Bone, WR, Woodruff, S.C.
 7 Drew Barker, QB, Burlington, Ky.
 8* Bryan Berezowitz, WR, Lexington, Ky.
 8* Kobie Walker, LB, Baltimore, Md.
 9* Garrett Johnson, WR, Winter Garden, Fla.
 9* Davonte Robinson, CB, Lexington, Ky.
 10 Asim "A.J." Rose, RB, Cleveland, Ohio
 11 J.D. Harmon, CB, Paducah, Ky.
 12* Antonio Hassell, DB, Louisville, Ky.
 12* Gunnar Hoak, QB, Dublin, Ohio
 13 Jeff Badet, WR, Orlando, Fla.
 14 Luke Wright, QB, Atlanta, Ga.
 15* Stephen Johnson, QB, Rancho Cucamonga, Calif.
 15* Marcus McWilson, S, Youngstown, Ohio
 16* Davis Mattingly, QB, Louisville, Ky.
 16* Marcus Walker, S, Lake Wales, Fla.
 17* Tobias Gilliam, DB, Dayton, Ohio
 17* Alexander Montgomery, WR, Weston, Fla.
 18 "Boom" Williams, RB, Monroe, Ga.
 19 Kayaune Ross, WR, West Chester, Ohio
 20* Kengera Daniel, DE, Raleigh, N.C.
 20* Ryan Kendall, WR, Charlotte, N.C.
 21 Chris Westry, CB, Orange Park, Fla.
 22* Sihiem King, RB, Colquitt, Ga.
 22* Casius Smith, DB, Lexington, Ky.
 23* Brayden Berezowitz, WR, Lexington, Ky.
 23* Terrell Scruggs, DB, Louisville, Ky.
 24* Zach Johnson, RB, Cincinnati, Ohio
 24* Blake McClain, CB, Winter Park, Fla.
 25* Harold Turks, RB, Nashville, Tenn.
 25* Darius West, S, Lima, Ohio
 26* Jack Jackson, DB, Lexington, Ky.
 26* Benny Snell Jr., RB, Westerville, Ohio
 27 Mike Edwards, S, Cincinnati, Ohio
 28 Kei Beckham, CB, Trotwood, Ohio
 29 Derrick Baity, CB, Tampa, Fla.
 30* Isaiah Brown, CB, Martinez, Ga.
 30* Marvin Robinson, WR, Fort Lauderdale, Fla.
 31* David Bouvier, WR, Lexington, Ky.
 31* Jamar "Boogie" Watson, LB, Forestville, Md.
 32* Eli Brown, LB, Bowling Green, Ky.
 32* William Mahone, RB, Cincinnati, Ohio
 33 Roland Walder, LB, Dayton, Ohio
 34 Jordan Jones, LB, Youngstown, Ohio
 35 Denzil Ware, DE/LB, Opp, Ala.
 36* Jacob Hyde, NG/FB, Manchester, Ky.
 36* Jake Sauder, TE, Pittsburgh, Penn.
 37 Spencer Foy, LB, Louisville, Ky.
 38 Alex Brownell, LB, Union, Ky.
 39 Elijah Barnett, LB, Lexington, Ky.
 40 Nico Farios, LB, Longwood, Fla.
 41 Josh Allen, LB, Montclair, N.J.
 42* Kynan Smith, WR, Taylorsville, Ky.
 42* Tristan Yeomans, LS, Waycross, Ga.
 43 Logan Blue, LB/LS, Owensboro, Ky.
 44 De'Niro Laster, LB, Cleveland Heights, Ohio
 45 Jaylin Bannerman, LB, Pickerington, Ohio
 46 Drew Schlegel, LB, Parker, Colo.

ALPHABETICAL ROSTER

41 Josh Allen LB 6-5 230 So-1L Montclair, N.J. (Montclair)
 64 George Asafo-Adjei OT 6-5 315 So-1L West Chester, Ohio (Lakota West)
 13 Jeff Badet WR 6-0 180 Jr-2L Orlando, Fla. (Freedom)
 29 Derrick Baity CB 6-3 182 So-1L Tampa, Fla. (H.B. Plant)
 2 Dorian Baker WR 6-3 208 Jr-2L Cleveland Heights, Ohio (Cleveland Heights)
 45 Jaylin Bannerman LB 6-5 220 Fr-HS Pickerington, Ohio (Pickerington Central)
 7 Drew Barker QB 6-3 225 So-1L Burlington, Ky. (Conner)
 39 Elijah Barnett LB 6-3 230 Fr-RS Lexington, Ky. (Henry Clay)
 55 David Baumer OG 6-5 309 So-Sq Cincinnati, Ohio (LaSalle)
 28 Kei Beckham CB 5-11 175 Fr-RS Trotwood, Ohio (Trotwood-Madison)
 92 Alvonte Bell DE 6-5 260 Jr-JC Miramar, Fla. (Everglades/Pearl River CC)
 23 Brayden Berezowitz WR 5-9 158 Fr-HS Lexington, Ky. (Henry Clay)
 8* Bryan Berezowitz WR 5-9 165 Fr-HS Lexington, Ky. (Henry Clay)
 53 Blake Best LS 6-1 246 Fr-RS Duluth, Ga. (Peachtree Ridge)
 43 Logan Blue LB/LS 6-4 240 So-Sq Owensboro, Ky. (Owensboro)
 6 Blake Bone WR 6-5 213 Jr-2L Woodruff, S.C. (Woodruff)
 47 Jordan Bonner LB 6-5 220 So-JC Lyndhurst, Ohio (Brush/NE Oklahoma A&M)
 31* David Bouvier WR 5-9 171 So-Sq Lexington, Ky. (Lexington Catholic)
 32* Eli Brown LB 6-2 215 Fr-RS Bowling Green, Ky. (Warren East)
 30* Isaiah Brown CB 6-0 180 FR-RS Martinez, Ga. (Augusta Christian)
 38 Alex Brownell LB 6-2 215 Fr-RS Union, Ky. (Ryle)
 95 Miles Butler K 5-9 171 So-1L Paducah, Ky. (Tilghman)
 90 T.J. Carter DE 6-4 275 Fr-HS Mableton, Ga. (Whitefield Academy)
 48* Will Thomas Collins FB 5-11 241 Sr-1L Jackson, Ky. (Breathitt County/Pikeville)
 87 C.J. Conrad TE 6-5 245 So-1L LaGrange, Ohio (Keystone)
 93* Ja'Quize Cross DL 6-3 312 Fr-HS New Market, Ala. (Buckhorn)
 56 Kash Daniel LB 6-1 241 Fr-HS Paintsville, Ky. (Paintsville)
 20* Kengera Daniel DE 6-5 260 So-1L Raleigh, N.C. (Millbrook)
 98 Tymere Dubose DT 6-5 320 So-1L Youngstown, Ohio (Youngstown Christian)
 27 Mike Edwards S 6-0 200 So-1L Cincinnati, Ohio (Winton Woods)
 69* Matt Elam NG 6-7 360 Jr-2L Elizabethtown, Ky. (John Hardin)
 49 Tanner Fink TE/FB 6-2 251 Sr-Sq Louisville, Ky. (North Oldham)
 40 Nico Farios LB 6-2 242 So-Sq Longwood, Fla. (Lyman)
 79 Luke Fortner OT 6-6 305 Fr-HS Sylvania, Ohio (Sylvania Northview)
 37 Spencer Foy LB 6-4 226 So-Tr Louisville, Ky. (St. Xavier/Louisville)
 17* Tobias Gilliam DB 5-11 193 Fr-HS Dayton, Ohio (Wayne)
 62 Dylan Greenberg RG 6-2 302 Jr-Sq Tucson, Ariz. (Salpointe Catholic/Youngstown State)
 82 Jabari Greenwood WR 6-3 195 Fr-RS Washington, D.C. (Gonzaga)
 3* Jordan Griffin DB 6-0 177 Fr-HS Jonesboro, Ga. (Jonesboro)
 11 J.D. Harmon CB 6-2 200 Sr-3L Paducah, Ky. (Tilghman)
 85 Greg Hart TE 6-5 245 Jr-Tr Dayton, Ohio (Archbishop Alter/Nebraska)
 12* Antonio Hassell DB 6-0 175 Fr-HS Louisville, Ky. (DuPont Manual)
 68 Nick Haynes OG 6-3 316 Jr-2L Niceville, Fla. (Niceville)
 12* Gunnar Hoak QB 6-4 200 Fr-HS Dublin, Ohio (Dublin Coffman)
 81 Dakota Holtzclaw WR 6-7 216 Fr-HS Columbus, Ohio (Worthington Kilbourne)
 4 Mikel Horton RB 6-1 230 Jr-2L West Chester, Ohio (Lakota West)
 89 Zy'Aire Hughes ATH 6-1 190 Fr-HS Paducah, Ky. (McCracken County)
 36* Jacob Hyde NG/FB 6-2 320 Jr-Sq Manchester, Ky. (Clay County)
 52 Drake Jackson C 6-2 302 Fr-HS Versailles, Ky. (Woodford County)
 26* Jack Jackson DB 5-11 165 Fr-HS Lexington, Ky. (Henry Clay)
 9* Garrett Johnson WR 5-11 175 Jr-2L Winter Garden, Fla. (West Orange)
 15* Stephen Johnson QB 6-2 183 Jr-JC Rancho Cucamonga, Calif. (Los Osos/Grambling College of the Desert)
 24* Zach Johnson RB 5-10 193 Fr-HS Cincinnati, Ohio (Colerain)
 34 Jordan Jones LB 6-2 220 So-1L Youngstown, Ohio (Cardinal Mooney)
 3* Jojo Kemp RB 5-10 200 Sr-3L DeLand, Fla. (DeLand)
 20* Ryan Kendall WR 5-10 193 So-Sq Charlotte, N.C. (Cuthbertson)
 22* Sihiem King RB 5-9 172 So-1L Colquitt, Ga. (Colquitt County)
 97 Kevin Kirby DL 6-6 270 Fr-HS Louisville, Ky. (Waggener)
 93* Bryan Kirshe P 6-0 150 So-Sq Sarasota, Fla. (Out of Door Academy)
 44 De'Niro Laster LB 6-4 241 Jr-Tr Cleveland Heights, Ohio (Cleveland Heights/Minnesota)
 75 Tate Leavitt OT 6-6 310 Jr-JC Thornville, Ohio (Sheridan/Hutchinson CC)
 59 Kordell Looney DT 6-3 285 Fr-HS Springfield, Ohio (Springfield)
 51 Courtney Love LB 6-2 242 Jr-Tr Youngstown, Ohio (Cardinal Mooney/Nebraska)
 99* Austin MacGinnis K 5-10 180 Jr-2L Wedowee, Ala. (Prattville)
 32* William Mahone RB 5-9 200 Jr-Sq Cincinnati, Ohio (Lakota East)
 16 Davis Mattingly QB 6-4 217 Fr-RS Louisville, Ky. (Male)
 24* Blake McClain CB 5-11 200 Sr-3L Winter Park, Fla. (Winter Park)
 86 Grant McKinniss P 6-1 210 Fr-HS Findlay, Ohio (Findlay)
 15* Marcus McWilson S 6-0 210 Sr-3L Youngstown, Ohio (Cardinal Mooney)
 73 Kyle Meadows OT 6-5 300 Jr-2L West Chester, Ohio (Lakota West)
 69* Ramsey Meyers OG 6-4 305 Jr-2L Orange Park, Fla. (Ridgeview)
 99* Adrian Middleton DT 6-3 303 So-1L Bowling Green, Ky. (South Warren)

NUMERICAL ROSTER

47 Jordan Bonner, LB, Lyndhurst, Ohio
 48* Will Thomas Collins, FB, Jackson, Ky.
 48* Brett Slusher, DB, Fort Mitchell, Ky.
 49 Tanner Fink, TE/FB, Louisville, Ky.
 51 Courtney Love, LB, Youngstown, Ohio
 52 Drake Jackson, C, Versailles, Ky.
 53 Blake Best, LS, Duluth, Ga.
 54 Colton Piatt, LS, Nashville, Tenn.
 55 David Baumer, OG, Cincinnati, Ohio
 56 Kash Daniel, LB, Paintsville, Ky.
 57 Zach Myers, C, Miamisburg, Ohio
 59 Kordell Looney, DT, Springfield, Ohio
 60 Calvin Taylor Jr., DE, Augusta, Ga.
 61 Tristen Salyer, OT, Oil Springs, Ky.
 62 Dylan Greenberg, RG, Tucson, Ariz.
 63 Wells Purdom, OL, Paducah, Ky.
 64 George Asafo-Adjei, OT, West Chester, Ohio
 65 Jervontius Stallings, C, McComb, Miss.
 67 Landon Young, OL, Lexington, Ky.
 68 Nick Haynes, OG, Niceville, Fla.
 69* Matt Elam, NG, Elizabethtown, Ky.
 69* Ramsey Meyers, OG, Orange Park, Fla.
 71 Logan Stenberg, OG, Madison, Ala.
 72 Jon Toth, C, Indianapolis, Ind.
 73 Kyle Meadows, OT, West Chester, Ohio
 74 Cole Mosier, OG, Walton, Ky.
 75 Tate Leavitt, OT, Thornville, Ohio
 77* Naquez Pringle, DT, Georgetown, S.C.
 77* Mason Wolfe, OT, Henderson, Ky.
 78 Zane Williams, DT, Lexington, Ky.
 79 Luke Fortner, OT, Sylvania, Ohio
 80 Tavin Richardson, WR, Greer, S.C. (Byrnes)
 81 Dakota Holtzclaw, WR, Columbus, Ohio
 82 Jabari Greenwood, WR, Washington, D.C.
 83 Justin Rigg, TE, Springboro, Ohio
 84 Charles Moushey, WR, Westerville, Ohio
 85 Greg Hart, TE, Dayton, Ohio
 86 Grant McKinniss, P, Findlay, Ohio
 87 C.J. Conrad, TE, LaGrange, Ohio
 88 Charles Walker, WR, Louisville, Ky.
 89 Zy'Aire Hughes, ATH, Paducah, Ky.
 90 T.J. Carter, DE, Mableton, Ga.
 91 Tyler Pack, K, Paintsville, Ky.
 92 Alvonte Bell, DE, Miramar, Fla.
 93* Ja'Quize Cross, DL, New Market, Ala.
 93* Bryan Kirshe, P, Sarasota, Fla.
 94 Courtney Miggins, DT, Lithonia, Ga.
 95 Miles Butler, K, Paducah, Ky.
 97 Kevin Kirby, DL, Louisville, Ky.
 98 Tymere Dubose, DT, Youngstown, Ohio
 99* Austin MacGinnis, K, Wedowee, Ala.
 99* Adrian Middleton, DT, Bowling Green, Ky.

ALPHABETICAL ROSTER

94 Courtney Miggins	DT	6-5	285	Sr-1L	Lithonia, Ga. (Miller Grove/Pearl River CC)
17* Alexander Montgomery	WR	6-2	210	Jr-2L	Weston, Fla. (Cypress Bay)
74 Cole Mosier	OG	6-6	335	Jr-2L	Walton, Ky. (Walton-Verona)
84 Charles Moushey	WR	6-0	180	Jr-Sq	Westerville, Ohio (Westerville Central)
57 Zach Myers	C	6-3	305	Sr-2L	Miamisburg, Ohio (Miamisburg)
91 Tyler Pack	K	6-4	220	Fr-HS	Paintsville, Ky. (Johnson Central)
54 Colton Piatt	LS	6-3	221	Fr-HS	Nashville, Tenn. (Lipscomb Academy)
77* Naquez Pringle	DT	6-3	320	Jr-JC	Georgetown, S.C. (Carvers Bay/Itawamba CC)
63 Wells Purdom	OL	6-2	294	Fr-HS	Paducah, Ky. (McCracken County)
5 Kendall Randolph	CB	6-0	182	Jr-2L	Tallahassee, Fla. (Lincoln)
80 Tavin Richardson	WR	6-3	216	Fr-RS	Greer, S.C. (Byrnes)
83 Justin Rigg	TE	6-6	251	Fr-HS	Springboro, Ohio (Springboro)
9* Davonte Robinson	CB	6-2	187	Fr-HS	Lexington, Ky. (Henry Clay)
30* Marvin Robinson	WR	6-4	175	Fr-HS	Fort Lauderdale, Fla. (Stranahan)
10 Asim "A.J." Rose	RB	6-1	200	Fr-HS	Cleveland, Ohio (Garfield Heights)
19 Kayaune Ross	WR	6-6	225	So-JC	West Chester, Ohio (Lakota West/Phoenix College)
61 Tristen Salyer	OT	6-5	306	Fr-RS	Oil Springs, Ky. (Johnson Central)
36* Jake Sauder	TE	6-3	240	Fr-HS	Pittsburgh, Penn. (North Catholic)
46 Drew Schlegel	LB	5-11	202	Fr-HS	Parker, Colo. (Regis Jesuit)
23* Terrell Scruggs	DB	6-0	175	Fr-HS	Louisville, Ky. (DuPont Manual)
48* Brett Slusher	DB	6-2	195	Fr-HS	Fort Mitchell, Ky. (Beechwood)
26* Benny Snell Jr.	RB	5-11	220	Fr-HS	Westerville, Ohio (Westerville Central)
22* Casius Smith	DB	5-10	165	Fr-HS	Lexington, Ky. (Henry Clay)
42* Kynan Smith	WR	6-2	188	Fr-RS	Taylorsville, Ky. (Spencer County)
65 Jervontius Stallings	C	6-3	318	So-Sq	McComb, Miss. (Spain Park)
71 Logan Stenberg	OG	6-6	318	Fr-RS	Madison, Ala. (James Clemens)
60 Calvin Taylor Jr.	DE	6-9	295	Fr-RS	Augusta, Ga. (Augusta Christian)
1 Ryan Timmons	WR	5-10	198	Sr-3L	Frankfort, Ky. (Franklin County)
72 Jon Toth	C	6-5	310	Sr-3L	Indianapolis, Ind. (Brebeuf Jesuit)
25* Harold Turks	RB	5-10	175	Fr-HS	Nashville, Tenn. (Montgomery Bell Academy)
33 Roland Walder	LB	6-3	215	Fr-HS	Dayton, Ohio (Trotwood-Madison)
88 Charles Walker	WR	5-11	203	Jr-2L	Louisville, Ky. (St. Xavier)
8* Kobie Walker	LB	6-3	215	So-Sq	Baltimore, Md. (Our Lady of Good Counsel)
16* Marcus Walker	S	6-1	202	Fr-RS	Lake Wales, Fla. (Lake Wales)
35 Denzil Ware	DE/LB	6-2	255	So-1L	Opp, Ala. (Senior)
31* Jamar "Boogie" Watson	LB	6-3	234	Fr-HS	Forestville, Md. (Bishop McNamara)
25* Darius West	S	6-0	210	So-1L	Lima, Ohio (Central Catholic)
21 Chris Westry	CB	6-4	195	So-1L	Orange Park, Fla. (Oakleaf)
18 Stanley "Boom" Williams	RB	5-9	196	Jr-2L	Monroe, Ga. (George Walton Academy)
78 Zane Williams	DT	6-4	290	Sr-Sq	Lexington, Ky. (Dunbar)
77* Mason Wolfe	OT	6-6	305	Fr-RS	Henderson, Ky. (Henderson County)
14 Luke Wright	QB	6-4	206	So-Tr	Atlanta, Ga.
42* Tristan Yeomans	LS	6-2	190	So-JC	(Holy Innocents' Episcopal/Cincinnati)
					Waycross, Ga.
					(Ware County/New Mexico Military Institute)
67 Landon Young	OL	6-7	305	Fr-HS	Lexington, Ky. (Lafayette)

PRONUNCIATION GUIDE

George Asafo-Adjei: ah-SAH-fo ad-JAY
 Jeff Badet: bah-DETT
 Derrick Baity: same as "batey"
 Kei Beckham: same as "key"
 Bryan and Brayden Berezowitz: BREZ-o-wits
 Alvonte Bell: al-VON-tay
 David Bouvier: Boo-VEE-ay (long "a" sound)
 Kengera Daniel: ken-JAIR-uh
 Tymere Dubose: du-BOSE
 Nico Farios: NEE-ko FEER-ee-ose
 Jabari Greenwood: jah-BAR-ee
 Mikel Horton: my-KELL
 Zy'Aire Hughes: ZY-air

Sihiem King: sah-HEEM
 Bryan Kirshe: KER-she
 William Mahone: Ma-HONE (no long "e" sound)
 Cole Mosier: MO-zher
 Charles Moushey: Moo-SHAY
 Tavin Richardson: TAY-vin
 Kayaune Ross: KAY-juan
 Jervontius Stallings: jer-VON-tee-us
 Jon Toth: TOETH (long "o" sound)
 Tristan Yeomans: YO-mans
 Denzil Ware: den-ZEL



GAME-BY-GAME STATS

GAME-BY-GAME PASSING			GAME-BY-GAME PUNTING		GAME-BY-GAME FIELD GOALS	
(Cmp-Att-Int-Yds-TD)	Barker	Johnson	(No-Yds-Avg-LG-In20)	McKinniss	FG Made (Miss)	MacGinnis
vs. Southern Miss	15-24-1-323-4	DNP	vs. Southern Miss	4-147-36.8-45-2	vs. Southern Miss	-
at Florida	2-10-3-10-0	1-3-0-45-0	at Florida	5-217-43.4-53-1	at Florida	(34)
vs. New Mexico St.	1-2-1-1-0	17-22-0-310-3	vs. New Mexico St.	3-125-41.7-48-0	vs. New Mexico St.	-
vs. South Carolina	DNP-INJ	11-19-1-135-0	vs. South Carolina	5-204-40.8-53-0	vs. South Carolina	30
at Alabama						
vs. Vanderbilt						
vs. Miss. State						
at Missouri						
vs. Georgia						
at Tennessee						
vs. Austin Peay						
at Louisville						

GAME-BY-GAME DEFENSIVE LINE									
(Tackles, Tackles-for-Loss, Sacks)	Allen	Bell	Carter	Dubose	Elam	Miggins	Middleton	Pringle	Ware
vs. Southern Miss	9-1-1	4-0-0	DNP	DNP	4-0-0	3-2-0	2-0-0	DNP	4-2-1
at Florida	4-0-0	1-0-0	2-0-0	0-0-0	0-0-0	2-0-0	4-0-0	5-1-0	4-0-0
vs. New Mexico St.	2-1-1	7-0-0	2-0-0	3-0-0	0-0-0	5-0-0	2-0.5-0	3-0-0	4-0.5-0
vs. South Carolina	7-1-1	4-0.5-0.5	0-0-0	1-0-0	0-0-0	5-1-0	0-0-0	4-0.5-0.5	5-2-2
at Alabama									
vs. Vanderbilt									
vs. Miss. State									
at Missouri									
vs. Georgia									
at Tennessee									
vs. Austin Peay									
at Louisville									

GAME-BY-GAME LINEBACKERS							
(Tackles, Tackles-for-Loss, Sacks, Pass Breakups)	Brown	Daniel	Firios	Jones	Laster	Love	Walker
vs. Southern Miss	1-0-0-0	1-0-0-0	0-0-0-0	19-2-1-0	0-0-0-0	9-0-0-0	10-0.5-0-0
at Florida	1-0-0-0	1-0-0-0	1-0-0-0	9-1-0-1	5-1-0-0	6-0-0-0	0-0-0-0
vs. New Mexico St.	2-0-0-0	0-0-0-0	0-0-0-0	7-0-0-0	2-0-0-0	3-0-0-0	0-0-0-0
vs. South Carolina	0-0-0-0	0-0-0-0	0-0-0-0	8-0.5-0-1	3-0-0-0	6-0-0-0	0-0-0-0
at Alabama							
vs. Vanderbilt							
vs. Miss. State							
at Missouri							
vs. Georgia							
at Tennessee							
vs. Austin Peay							
at Louisville							

GAME-BY-GAME DEFENSIVE BACKS								
(Tackles, Pass Breakups, Int.)	Baity	Edwards	Griffin	Harmon	McClain	McWilson	Randolph	Westry
vs. Southern Miss	5-0-0	9-0-1	DNP	8-2-1	9-1-1	7-0-0	1-0-0	4-0-0
at Florida	3-1-1	6-1-0	0-0-0	4-0-0	9-0-0	3-0-0	2-0-0	3-0-0
vs. New Mexico St.	1-0-1	12-3-0	1-0-0	3-0-0	1-0-1	4-0-0	5-0-0	3-2-0
vs. South Carolina	5-2-0	4-1-0	0-0-0	2-0-0	3-0-0	2-0-0	1-0-0	3-0-0
at Alabama								
vs. Vanderbilt								
vs. Miss. State								
at Missouri								
vs. Georgia								
at Tennessee								
vs. Austin Peay								
at Louisville								



GAME-BY-GAME STARTERS

OFFENSIVE STARTERS

	<u>TE/WR</u>	<u>LT</u>	<u>LG</u>	<u>C</u>	<u>RG</u>	<u>RT</u>	<u>WR</u>	<u>WR/TE</u>	<u>RB</u>	<u>RB/WR</u>	<u>QB</u>
Southern Miss	Conrad	Mosier	Haynes	Toth	Meyers	Meadows	Badet	G. Johnson	Kemp	Richardson	Barker
Florida	Timmons	Mosier	Haynes	Toth	Meyers	Meadows	Badet	G. Johnson	Williams	Richardson	Barker
New Mexico State	Timmons	Young	Haynes	Toth	Meyers	Meadows	Badet	G. Johnson	Williams	Baker	Barker
South Carolina	Conrad	Young	Haynes	Toth	Meyers	Meadows	Badet	G. Johnson	Williams	Richardson	S. Johnson

DEFENSIVE STARTERS

	<u>DE</u>	<u>DE</u>	<u>NG</u>	<u>SLB</u>	<u>DT</u>	<u>LB/NCKL</u>	<u>WLB</u>	<u>MLB</u>	<u>SS</u>	<u>CB</u>	<u>CB</u>
Southern Miss	Ware	Miggins	Elam	K. Walker	Bell	McClain	Jones	Love	Edwards	Baity	Westry
Florida	Ware	Miggins	Elam	Allen	Middleton	McClain	Jones	Love	Edwards	Baity	Westry
New Mexico State	Ware	Miggins	Bell	K. Walker	Middleton	McClain	Jones	Love	Edwards	Baity	Westry
South Carolina	Ware	Miggins	Elam	Allen	Middleton	McClain	Jones	Love	Edwards	Baity	Westry



2016 GAME REVIEWS

1

SOUTHERN MISS 44, KENTUCKY 35 SEPT. 3, 2016 • LEXINGTON, KY. COMMONWEALTH STADIUM (57,230)



Despite an explosive first half, the Kentucky football team was unable to fend off a dominant second half by the visiting Southern Miss Golden Eagles in a 44-35 loss in the season opener at Commonwealth Stadium.

It marked the first season-opening loss for Kentucky since 2013. Southern Miss, a 9-5 team from a season ago, scored 34 second-half points in the comeback victory.

UK's offense was directed by sophomore quarterback Drew Barker, who went 15-of-24 for 323 yards and four touchdowns. Barker set career highs in yards and touchdown passes. Wide receiver Garrett "Juice" Johnson hauled in six catches for 143 yards and a pair of touchdowns, while running back Stanley "Boom" Williams posted 94 yards on the ground on 13 attempts.

Defensively, the Wildcats were led by sophomore line-backer Jordan Jones who amassed 19 total tackles. Thirteen of those stops came by way of solo tackles. He also notched two tackles for a loss, including a sack and one

quarterback hurry. Sophomore linebacker Kobie Walker was the other Wildcat to reach double-digit tackles with 10 total stops. Senior defensive back J.D. Harmon led UK with two interceptions, while Blake McClain added another pick and nine tackles.

Kentucky trailed 7-0 with 9:37 remaining in the opening quarter, before Barker found Jeff Badet on a bubble screen that he took to the house for an electrifying 72-yard score, marking the longest haul of his career.

That was just the beginning for the big-play Kentucky offense in the opening half as UK combined for six plays of more than 30 yards in the first 30 minutes. Barker was 11-of-19 for 287 yards and four touchdown passes in the opening stanza, while Johnson accounted for 108 yards on four catches, which included a pair of scores.

Less than two minutes after the opening touchdown of the season for the Cats, Barker found Johnson for a 43-yard strike. With just 25 seconds remaining in the opening stanza, freshman Kayaune Ross hauled in his first career reception for a nine-yard touchdown and a 21-7 lead for the Cats.

UK continued its assault when Barker dropped a beauty between a pair of defenders into Johnson's waiting arms for a 53-yard pitch-and-catch. Williams ignited another drive with a 36-yard scoot, before Jojo Kemp finished the drive with a seven-yard plunge for a 35-10 advantage.

However, the Golden Eagles would not go away scoring 34-consecutive points to bring the final score to 44-35.

Southern Miss struck for a 71-yard score with 26 seconds remaining in the opening frame when Nick Mullens connected with Isaiah Jones to account for the 35-17 score at the break.

The Golden Eagles scored on seven of their final eight possessions to complete the comeback effort.

Scoring Summary

USM	7	10	21	6	-	44
UK	21	14	0	0	-	35

USM - SMITH, Ito 8 yd run (SHAUNFIELD kick), 7-49 3:36

UK - Jeff Badet 72 yd pass from Drew Barker (A. MacGinnis kick), 2-75 0:40

UK - Garrett Johnson 43 yd pass from Drew Barker (A. MacGinnis kick), 2-58 0:33

UK - Kayaune Ross 9 yd pass from Drew Barker (A. MacGinnis kick), 7-65 2:04

UK - Garrett Johnson 53 yd pass from Drew Barker (A. MacGinnis kick), 2-49 0:24

USM - SHAUNFIELD, Parker 31 yd field goal, 10-64 4:02

UK - Jojo Kemp 7 yd run (A. MacGinnis kick), 5-64 1:42

USM - JONES, Isaiah 71 yd pass from MULLENS (SHAUNFIELD kick), 3-84 0:22

USM - MULLENS, Nick 1 yd run (SHAUNFIELD kick), 11-84 4:20

USM - ALLEN, Julian 18 yd pass from MULLENS (SHAUNFIELD kick), 8-66 2:39

USM - MULLENS, Nick 1 yd run (SHAUNFIELD kick), 10-57 3:32

USM - SHAUNFIELD 49 yd field goal, 12-56 4:54

USM - SHAUNFIELD 25 yd field goal, 11-62 4:56

Team Statistics

	USM	UK
First Downs	32	14
Rush Att./Net Rush	68/304	25/135
Passing C/A/I	18/28/3	16/25/1
Offensive Plays	96	50
Total Offense	520	409
Fumbles/Lost	2-0	2-2
Penalties/Yards	7/50	6-75
Punts/Average	3/45.3	5/34.2
Third-Down Conv.	9 of 17	3 of 9
Time of Possession	40:32	19:28

Individual Statistics

Rushing (Att.-Yd.-TD)

USM - Smith 36-173-1, Payne 16-100, Holmes 2-7

UK - B. Williams 13-94, Kemp 5-7-1, Barker 7- -5

Passing (COMP-ATT-INT-YARDS-TD)

USM - Mullens 18-28-3-258-2

UK - Barker 15-24-1-323-4

Receiving (REC-YARDS-TD)

USM - Smith 5-40, Jones 3-93-1, Allen 3-30-1, Thompson 3-25, Staggers 2-46,

Robertson 1-14, Ricard 1-10

UK - G. Johnson 6-143-2, Richardson 2-74, Badet 2-72-1, Williams 2-16, Ross 1-9-1

Conrad 1-5, Kemp 1-4, MacGinnis 1- -10

Tackles

USM - Bradley 7, Armstrong 5, Yancey 5, Antoine 5, Foster 5

UK - Jones 19, Walker 10

2

FLORIDA 45, KENTUCKY 7 SEPT. 10, 2016 • GAINESVILLE, FLA. BEN HILL GRIFFIN STADIUM (85,821)



Boom Williams rushed for 66 yards on 12 carries, but it was not enough as the Kentucky football team lost to Florida 45-7 on Saturday at Ben Hill Griffin Stadium.

The Wildcat offense never got on track in the game, committing four turnovers. The three interceptions and one fumble led to 28 Florida points.

Florida took a 14-0 lead after the first quarter, but Kentucky had an opportunity to score early in the second stanza. After sophomore cornerback Derrick Baity intercepted a Luke Del Rio pass, Kentucky drove to the Florida 17-yard line. But on fourth down, Austin MacGinnis' field goal attempt hit the left upright and the Cats came away empty.

After a Florida field goal made it 17-0, Kentucky drove into Gator territory again, aided by a 25-yard reverse run by junior wide receiver Jeff Badet. But sophomore quarterback Drew Barker was intercepted by Florida's Jalen Tabor to end the threat.

Florida extended its lead to 24-0 before the half, before adding 21 points in the second half.

Kentucky assembled its best drive of the game in the fourth quarter, as the Wildcats went 80 yards in nine plays, culminating in a Jojo Kemp touchdown run from two yards out. MacGinnis added the extra point to make it 45-7. The biggest play of the drive was a 45-yard completion from backup quarterback Stephen Johnson to Badet, which got the Wildcats into the red zone.

Defensive back Blake McClain had nine tackles for Kentucky, while sophomore Jordan Jones continued his strong early-season play with nine stops, including a tackle for a loss. De'Niro Laster and Naquez Pringle each had five tackles, and each recorded a tackle for a loss.

Scoring Summary

UF	14	10	14	7	-	45
UK	0	0	0	7	-	7

UF - Thompson, M. 3 yd run (Pineiro, E. kick), 15-84 7:29 0 - 7

UF - Callaway, A. 78 yd pass from Del Rio, L. (Pineiro, E. kick), 1-78 0:12 0 - 14

UF - Pineiro, E. 54 yd field goal, 8-44 3:06 0 - 17

UF - Powell, B. 5 yd pass from Del Rio, L. (Pineiro, E. kick), 13-58 4:13 0 - 24

UF - Swain, F. 26 yd pass from Del Rio, L. (Pineiro, E. kick), 3-45 1:21 0 - 31

UF - Scarlett, J. 4 yd run (Pineiro, E. kick), 6-33 3:03 0 - 38

UF - Perine, L. 28 yd pass from Del Rio, L. (Pineiro, E. kick), 6-58 2:41 0 - 45

UK - Jojo Kemp 2 yd run (A. MacGinnis kick), 9-65 4:45 7 - 45

Team Statistics

	UK	UF
First Downs	9	28
Rush Att./Net Rush	34/94	50/244
Passing C/A/I	3/14/3	19/33/1
Offensive Plays	48	83
Total Offense	149	564
Fumbles/Lost	1-1	0-0
Penalties/Yards	2/25	6-75
Punts/Average	5/43.4	1/54.0
Third-Down Conv.	4 of 12	14 of 20
Time of Possession	22:34	37:26

Individual Statistics

Rushing (Att.-Yd.-TD)

UF - Perine 17-105, Thompson 15-59-1, Scarlett 9-43-1, Cronkrite 5-29, Del Rio 2-5,

Herndon 2-3

UK - B. Williams 12-66, Badet 1-25, Kemp 8-13-1, Johnson 7-9, Barker 6- -19

Passing (COMP-ATT-INT-YARDS-TD)

UF - Del Rio 19-32-1-320-4

UK - Barker 2-10-3-10-0, Johnson 1-3-0-45-0

Receiving (REC-YARDS-TD)

UF - Callaway 5-129-1, Powell 4-43-1, Goolsby 3-44, Worton 2-19, Perine 1-28-1, Swain

1-26-1, Stephens 1-14, Cronkrite 1-10, Lewis 1-7

UK - Badet 1-45, B. Williams 1-7, Richardson 1-3

Tackles

UF - Anzalone 6, Sherit 5

UK - McClain 9, Jones 9, Edwards 6, Love 6



2016 GAME REVIEWS

3

KENTUCKY 62, NEW MEXICO STATE 42
SEPT. 17, 2016 • LEXINGTON, KY.
COMMONWEALTH STADIUM (49,669)



Benjamin Snell Jr. ran for four touchdowns and Stephen Johnson added three TD passes to lead Kentucky to a 62-42 win over New Mexico State on Saturday.

"It feels great and it feels phenomenal," Johnson said. "At this level and in the Southeastern Conference, every game is a big game."

Kentucky starting quarterback Drew Barker was injured after throwing an interception on the first series and didn't return. After a shaky start, Johnson settled down in Barker's absence to steer the Wildcats in front of 49,669 fans, the smallest in coach Mark Stoops' four-year tenure.

Johnson was 17-of-22 passing for 310 yards, and added 51 yards rushing. Snell, a third-string freshman, finished with 136 yards and tied a school record for rushing touchdowns. Stanley Boom Williams added 181 yards on 18 carries and a touchdown.

Stoops lauded the play of Johnson, who relieved Barker and led Kentucky to its only touchdown in a 45-7 loss at Florida last Saturday.

"It was good to see Stephen come in and play like that," Stoops said. "To see him play like he did was really good. I thought he calmed down and made some good decisions -- early on it was a little rough. He settled in and he has a lot of poise."

Stoops wasn't surprised by Snell's performance and said Snell has competed at a high level since he arrived on campus this fall.

"He plays much more mature than a true freshman," Stoops said. "That's really good to see."

New Mexico State's (1-2) Tyler Rogers was 16 of 33 for 246 yards passing with two touchdowns and two interceptions.

Scoring Summary

NMSU	21	14	7	0	-	42
UK	14	21	14	13	-	62

NMSU - Boone, Johnathan 35 yd pass from Rogers, Tyler (Davidson, P kick), 2-46 0:23 7 - 0
UK - S. Williams 63 yd run (A. MacGinnis kick), 1-63 0:13 7 - 7

NMSU - Boone, J. 31 yd pass from Taylor, Tyrian (Davidson, P kick), 1-31 0:08 14 - 7

UK - C.J. Conrad 72 yd pass from Stephen Johnson (A. MacGinnis kick), 2-77 0:33 14 - 14

NMSU - Taylor, Tyrian 5 yd run (Davidson, P kick), 15-75 5:41 21 - 14

UK - C.J. Conrad 9 yd pass from Stephen Johnson (A. MacGinnis kick), 6-39 3:18 21 - 21

NMSU - Hogan, G. 5 yd pass from Rogers, Tyler (Davidson, P kick), 10-79 2:31 28 - 21

UK - Benny Snell 5 yd run (A. MacGinnis kick), 3-75 1:16 28 - 28

UK - Benny Snell 1 yd run (A. MacGinnis kick), 9-88 3:34 28 - 35

NMSU - Rogers, Tyler 1 yd run (Davidson, P kick), 3-75 0:20 35 - 35

UK - C.J. Conrad 17 yd pass from Stephen Johnson (A. MacGinnis kick), 8-71 2:46 35 - 42

UK - Benny Snell 2 yd run (A. MacGinnis kick), 7-62 2:29 35 - 49

NMSU - Rogers, Tyler 5 yd run (Davidson, P kick), 8-75 2:38 42 - 49

UK - Benny Snell 4 yd run (A. MacGinnis kick failed), 11-75 6:01 42 - 55

UK - Charles Walker 65 yd punt return (A. MacGinnis kick) 42 - 62

Team Statistics

	NMSU	UK
First Downs	26	28
Rush Att./Net Rush	45/223	51/381
Passing C/A/I	17/34/2	18/24/1
Offensive Plays	79	75
Total Offense	500	692
Fumbles/Lost	0-0	3-2
Penalties/Yards	5/33	11-87
Punts/Average	8/42.1	4/47.5
Third-Down Conv.	7 of 15	5 of 10
Time of Possession	35:48	34:12

Individual Statistics

Rushing (Att.-Yd.-TD)

NMSU - Hall 18-94, Rogers 15-70-2, Huntley 7-34, Girdy 4-20, Taylor 1-5-1

UK - B. Williams 18-181-1, Snell 17-136-4, S. Johnson 10-51, Horton 3-12, Barker 1-1

Passing (COMP-ATT-INT-YARDS-TD)

NMSU - Rogers 16-33-2-246-2, Taylor 1-1-0-31-1

UK - S. Johnson 17-22-0-310-3, Barker 1-2-1-1-0

Receiving (REC-YARDS-TD)

NMSU - Clark 3-49, Hogan 3-24-1, Caldwell 2-72, Boone 2-66-2, Hall 2-32-0,

Huntley 2-4, Lott 1-18, Scott 1-7, Taylor 1-5

UK - Conrad 5-133-3, Timmons 4-42, Badet 3-89, G. Johnson 3-31, Hart 2-16, King 1-0


Tackles

UK - Edwards 12, Jones 7, Bell 7

NMSU - Butler 12, Hanks 11, Wright 10

4

KENTUCKY 17, SOUTH CAROLINA 10
SEPT. 24, 2016 • LEXINGTON, KY.
COMMONWEALTH STADIUM (51,702)



Boom Williams and Benny Snell Jr. once again put on an impressive rushing show for Kentucky, as Williams set the tone and Snell applied the exclamation point to a much-needed win for the Wildcats.

Snell scored the go-ahead touchdown from 1 yard midway through the fourth quarter, Williams broke a 43-yard TD and Kentucky held off South Carolina 17-10 on Saturday night for their third straight series victory over the Gamecocks.

Inconsistent offensively in the first half, the Wildcats got going after trailing 7-3 at halftime with another strong performance by their hard-charging backfield tandem. Williams rushed 15 times for 123 yards including his big run down the left side for a 10-7 lead early in the third quarter.

Snell followed with nine carries for 41 of Kentucky's 65 yards on the 11-play drive, all achieved on the ground. He capped the drive by taking the direct snap and running left into the end zone with ease, then sealed the win with several runs for first downs that kept the clock moving.

"That's what I try to look for every time I touch the ball, a first down," said Snell, who finished with 73 yards on 16 carries.

This effort comes a week after the two combined for 317 yards rushing against New Mexico State with Snell scoring four TDs. Kentucky now has a two-game winning streak after two tough losses following another episode of the Boom and Benny Show -- or vice versa.

"Having Boom, Benny, Jojo (Kemp) and all the other running backs is a great asset to have with our offense," quarterback Stephen Johnson said. "All those guys can get first downs, extend plays and do anything necessary for us to win."

The Wildcats' defense preserved the lead with two big sacks on South Carolina's final possession, including Denzil Ware's tackle of Brandon McIlwain for a 19-yard loss on fourth and 17. Kentucky recorded a season-high four sacks overall and held the Gamecocks to 268 yards.

Kentucky also overcame its largest halftime deficit since rallying from 18 down against South Carolina to win on Oct. 6, 2010.

"That's the way this football team needs to play," Kentucky coach Mark Stoops said. "You can't change the past, but we can certainly change our future and push forward."

Scoring Summary

South Carolina	0	7	3	0	-	10
Kentucky	0	3	7	7	-	17

UK - A. MacGinnis 30 yd field goal, 12-60 5:58 0 - 3

SC - A.J. Turner 12 yd run (Elliott Fry kick), 10-80 4:23 7 - 3

UK - S. Williams 43 yd run (A. MacGinnis kick), 5-75 2:15 7 - 10

SC - Elliott Fry 35 yd field goal, 7-36 2:49 10 - 10

UK - Benny Snell 1 yd run (A. MacGinnis kick), 11-65 4:58 10 - 17

Team Statistics

	SC	UK
First Downs	16	23
Rush Att./Net Rush	35/91	50/216
Passing C/A/I	15/30/0	11/19/1
Offensive Plays	65	69
Total Offense	268	351
Fumbles/Lost	0-0	3-1
Penalties/Yards	5/45	4-30
Punts/Average	8/37.4	5/40.8
Third-Down Conv.	3 of 13	4 of 13
Time of Possession	27:20	32:40

Individual Statistics

Rushing (Att.-Yd.-TD)

SC - Turner 12-42, Williams 9-33, McIlwain 13-11, Smith 1-5

UK - B. Williams 15-123-1, Snell 16-73-1, Kemp 4-16, S. Johnson 13-6

Passing (COMP-ATT-INT-YARDS-TD)

SC - McIlwain 15-30-0-177-0

UK - S. Johnson 11-19-1-135-0

Receiving (REC-YARDS-TD)

SC - Hurst 7-84, Edwards 2-16, Turner 2-13, August 1-29, Dawkins 1-13, Williams 1-12,

Googer 1-10

UK - G. Johnson 4-38, Badet 2-39, Timmons 2-30, Richardson 1-19, Conrad 1-8, Ross 1-1

Tackles

SC - Moody 9, English 8, Allen-Williams 6

UK - Jones 8, Allen 7, Love 6



41

**JOSH
ALLEN**
LINEBACKER
**6-5 • 230 • Sophomore-1L
Montclair, N.J. (Montclair)**
2016 - Sophomore

- Has recorded seven or more tackles in two games this season, while he has a tackle for loss in three of Kentucky's four games played
- Had seven tackles vs. South Carolina, adding a sack and a tackle for loss
- Recorded a career-high nine tackles with one sack and a forced fumble vs. Southern Miss.
- Made his first career start at Florida

ALLEN'S CAREER STATISTICS

Year	Pos.	G-GS	Tackles	Sacks-Yds.	TFL-Yds.	Int.	FF	QBH
2015	LB	12-0	4	0.5-2	1.5-4	1	0	1
2016	LB	4-2	22	3.0-19	3.0-19	0	1	1
Totals		16-2	26	3.5-21	4.5-23	1	1	2

ALLEN'S 2016 GAME-BY-GAME

Opponent	Tackles	Sacks	TFL-Y	FF	PBU	QBH
vs. Southern Miss	9	1.0-8	1.0-8	1	0	0
at Florida	4	0	0	0	0	0
vs. New Mexico St.	2	1.0-4	1.0-4	0	0	0
vs. South Carolina	7	1.0-7	1.0-7	0	0	1
Totals	22	3.0-19	3.0-19	1	0	1

ALLEN'S SINGLE-GAME HIGHS

Tackles: 9, Southern Miss, Sept 3, 2016 (4-5)
Sacks: 1.0, twice, last vs. South Carolina, Sept 25, 2016
Tackles for loss: 1.5, Charlotte, Nov 21, 2015 (1-1)
Fumbles forced: 1, Southern Miss, Sept 3, 2016
Pass breakups: 1, at Georgia, Nov 7, 2015



13

**JEFF
BADET**
WIDE RECEIVER
**6-0 • 180 • Junior-2L
Orlando, Fla. (Freedom)**
2016 - Junior

- Third in the nation with 30.6 yards per reception
- Had three catches for a career-high 89 yards vs. NMSU, averaging 29.7 yards per reception
- Totaled a career-high 133 all-purpose yards vs. NMSU (89 rcv, 44 kr)
- Had a 72-yard touchdown grab vs. Southern Miss, his longest career catch

- Most people don't know he's Haitian

BADET'S CAREER STATISTICS

Year	Pos.	G-GS	Rec.	Yds.	Avg.	TD	Long
2013	WR	9-5	22	285	13.0	1	56
2015	WR	12-10	29	430	14.8	2	45
2016	WR	4-4	8	245	34.3	1	72
Totals		25-19	59	960	16.3	4	72

BADET'S 2016 GAME-BY-GAME

Opponent	Rec.	Yds.	TD	Long
vs. Southern Miss	2	72	1	72
at Florida	1	45	0	45
vs. New Mexico St.	3	89	0	54
vs. South Carolina	2	39	0	28
Totals	8	245	1	72

BADET'S SINGLE-GAME HIGHS

Receptions: 6, Tennessee, Nov 30, 2013
Receiving yards: 89, New Mexico State Sept 17, 2016 (3 receptions)
Receiving TDs: 1, 4 times, last vs. Southern Miss, Sept 3, 2016
Long reception: 72, Southern Miss, Sept 3, 2016
All-purpose yards: 133, New Mexico State, Sept 17, 2016



29

**DERRICK
BAITY**
CORNERBACK
**6-3 • 182 • Sophomore-1L
Tampa, Fla. (H.B. Plant)**
2016 - Sophomore

- Has two interceptions this season (UF, NMSU)
- Registered his first career INT at Florida
- Tied a season-high with five tackles vs. South Carolina, adding two pass breakups and one quarterback hurry
- His two pass breakups tied a career best as he also had two pass breakups last season against Louisville
- Also had five tackles vs. Southern Miss
- Other than playing in the NFL, his dream job is to be a marriage counselor

BAITY'S CAREER STATISTICS

Year	Pos.	G-GS	Tackles	TFL-Yds.	Int.	FC	FR	PD
2015	CB	12-4	19	1.0-1	0-0	0	0	2
2016	CB	4-4	14	0-0	2-10	0	0	5
Totals		16-8	33	1.0-1	2-10	0	0	7

BAITY'S 2016 GAME-BY-GAME

Opponent	Tackles	Sacks	TFL-Y	FC	PD	Int.
vs. Southern Miss	5	0-0	0-0	0	0	0
at Florida	3	0-0	0-0	0	2	1
vs. New Mexico St.	1	0-0	0-0	0	1	1
vs. South Carolina	5	0-0	0-0	0	2	0
Totals	14	0-0	0-0	0	5	2

BAITY'S SINGLE-GAME HIGHS

Tackles: 5, twice, last vs. South Carolina, Sept 24, 2016 (5-0)
Tackles for loss: 1.0, at Mississippi State, Oct 24, 2015 (1-0)
Pass breakups: 2, twice, last vs. South Carolina, Sept 24, 2016
Interceptions: 1, twice, last vs. New Mexico State, Sept 17



2

**DORIAN
BAKER**
WIDE RECEIVER
**6-3 • 208 • Junior-2L
Cleveland Heights, Ohio
(Cleveland Heights)**
2016 - Junior

- Has seen limited action this season with a hamstring injury
- Started all 12 games last season and led the team in catches (55) and touchdowns (three), collecting 608 yards, including a team season-long 53 yard catch

BAKER'S CAREER STATISTICS

Year	Pos.	G-GS	Rec.	Yds.	Avg.	TD	Long
2014	WR	10-3	19	199	10.5	1	33
2015	WR	12-12	55	608	11.1	3	53
Totals		22-15	74	807	10.9	4	53

BAKER'S 2016 GAME-BY-GAME

Opponent	Rec.	Yds.	TD	Long
vs. Southern Miss	DNP	Injured		
at Florida	0	0	0	0
vs. New Mexico St.	0	0	0	0
vs. South Carolina	DNP	Injured		
Totals	0	0	0	0

BAKER'S SINGLE-GAME HIGHS

Receptions: 8, Eastern Kentucky, Oct 03, 2015
Receiving yards: 94, Louisville, Nov 28, 2015 (3 receptions)
Receiving TDs: 2, Eastern Kentucky, Oct 03, 2015
Long reception: 53, Louisville, Nov 28, 2015
All-purpose yards: 94, Louisville, Nov 28, 2015



7

**DREW
BARKER**
QUARTERBACK
**6-3 • 225 • Sophomore-1L
Burlington, Ky. (Conner)**



2016 PLAYER BIOS

2016 - Sophomore

- Will miss significant time due to a back injury
- Missed most of the New Mexico State game after suffering a back injury after the first offensive series
- Had three touchdown passes in a quarter vs. Southern Miss, becoming the first UK quarterback to achieve the feat since Andre' Woodson had three touchdown passes against Florida Atlantic on Sept. 29, 2007
- First player to have four touchdown passes in a half since Woodson against Florida on Oct. 20, 2007
- Ended the USM game with career highs in several categories: 323 yards passing and four touchdowns
- His 323 passing yards vs. USM were the fifth-most in school history in a season opener
- His four touchdown passes were the most in a season opener since Tim Couch against Louisville, Sept. 5, 1998. Couch had seven touchdown passes that game
- His 323 passing yards are the most for a UK quarterback with 15 completions or less in school history

BARKER'S CAREER STATISTICS

Year	G-GS	Comp.	Att.	Int.	Pct.	Yds.	TD	Long
2015	5-2	35	70	2	50.0	364	1	42
2016	3-3	18	36	5	50.0	334	4	72
Totals	8-5	53	106	7	50.0	698	5	72

BARKER'S 2016 GAME-BY-GAME

Opponent	Comp.-Att.-Int.	Yds.	TD	Long	Rush	Yards	TD
vs. Southern Miss	15-24-1	323	4	72	7	-5	0
at Florida	2-10-3	10	0	7	6	-19	0
vs. New Mexico St.	1-2-1	1	0	1	1	1	0
Totals	18-36-5	334	4	72	14	-23	1

BARKER'S SINGLE-GAME HIGHS

Pass attempts: 29, Charlotte, Nov 21, 2015
 Pass completions: 16, Charlotte, Nov 21, 2015
 Pass yards: 323, Southern Miss, Sept 3, 2016
 Pass TDs: 4, Southern Miss, Sept 3, 2016
 Had intercepted: 3, at Florida, Sept 10, 2016
 Long pass: 72, Southern Miss, Sept 3, 2016
 Total offense attempts: 35, Charlotte, Nov 21, 2015 (6 rush, 29 pass)
 Total offense yards: 318, Southern Miss, Sept 3, 2016 (-5 rush, 323 pass)
 All-purpose yards: 26, at Vanderbilt, Nov 14, 2015
 Rushing Touchdowns: 1, Louisville, Nov 28, 2015
 Rush attempts: 12, Louisville, Nov 28, 2015
 Rush yards: 26, at Vanderbilt, Nov 14, 2015 (4 carries)
 Long rush: 17, at Vanderbilt, Nov 14, 2015



92

ALVINTE
BELL

DEFENSIVE END

6-5 • 260 • Junior-JC
 Miramar, Fla. (Everglades/
 Pearl River Community College)

2016 - Junior

- Totaled a career-high seven tackles vs. NMSU

- Recorded four tackles in his first career start vs. Southern Miss.

BELLS' 2016 GAME-BY-GAME

Opponent	Tackles	Sacks	TFL-Y	FC	QBH	Int.
vs. Southern Miss	4	0-0	0-0	0	0	0
at Florida	1	0-0	0-0	0	0	0
vs. New Mexico St.	7	0-0	0-0	0	1	0
vs. South Carolina	4	0.5-1	0.5-1	0	0	0
Totals	16	0.5-1	0.5-1	0	1	0



32

ELI
BROWN

LINEBACKER

6-2 • 215 • Freshman-RS
 Bowling Green, Ky. (Warren East)

2016 - Freshman

- Has seen action in all four games this season

BROWN'S 2016 GAME-BY-GAME

Opponent	Tackles	Sacks	TFL-Y	FC	QBH	Int.
vs. Southern Miss	1	0-0	0-0	0	0	0
at Florida	2	0-0	0-0	0	0	0
vs. New Mexico St.	2	0-0	0-0	0	0	0
vs. South Carolina	0	0-0	0-0	0	0	0
Totals	5	0-0	0-0	0	0	0



90

T.J.
CARTER

DEFENSIVE END


6-4 • 275 • Freshman-HS
 Mableton, Ga.
 (Whitefield Academy)

2016 - Freshman

- Has seen action in two games this season

CARTER'S 2016 GAME-BY-GAME

Opponent	Tackles	Sacks	TFL-Y	FC	QBH	Int.
vs. Southern Miss	DNP					
at Florida	2	0-0	0-0	0	0	0
vs. New Mexico St.	2	0-0	0-0	0	0	0
vs. South Carolina	DNP					
Totals	4	0-0	0-0	0	0	0



87

C.J.
CONRAD

TIGHT END

6-5 • 245 • Sophomore-1L
 LaGrange, Ohio (Keystone)

2016 - Sophomore

- Had a career day vs. New Mexico State, catching five passes for a career-high 133 yards
- Had a career-long 72-yard receiving TD
- First UK player with three receiving touchdowns in the game since Dicky Lyons, Jr. vs. Florida on Oct. 20, 2007
- First UK tight end with 100 receiving yards in a game since Jacob Tamme vs. Tennessee on Nov. 24, 2007
- His 133 receiving yards are the third-most receiving yards by a tight end in school history and most in a game since James Whalen had 151 vs. Georgia in 1999
- The 133 receiving yards are the 10th-most by a player at Commonwealth Stadium and second-most by a tight end in CWS history
- Caught one pass for five yards in the season opener
- Named the John Mackey Tight End of the Week after the New Mexico State game
- John Mackey Award Midseason Watch List (nation's top tight end)

CONRAD'S CAREER STATISTICS

Year	Pos.	G-GS	Rec.	Yds.	Avg.	TD	Long
2015	TE	12-9	15	149	9.9	1	28
2016	TE	4-2	7	146	20.9	3	72
Totals		16-11	22	295	13.4	4	72

CONRAD'S 2016 GAME-BY-GAME

Opponent	Rec.	Yds.	TD	Long
vs. Southern Miss	1	5	0	5
at Florida	0	0	0	0
vs. New Mexico St.	5	133	3	72
vs. South Carolina	1	8	0	8
Totals	7	146	4	72

CONRAD'S SINGLE-GAME HIGHS

Touchdowns: 3, New Mexico State, Sept 17, 2016
 Receptions: 6, at Mississippi State, Oct 24, 2015
 Receiving yards: 133, New Mexico State, Sept 17, 2016 (5 receptions)
 Receiving TDs: 3, New Mexico State, Sept 17, 2016
 Long reception: 72, New Mexico State, Sept 17, 2016
 All-purpose yards: 133, New Mexico State, Sept 17, 2016



27

MIKE
EDWARDS

SAFETY

6-0 • 200 • Sophomore-1L
Cincinnati, Ohio (Winton Woods)

2016 - Sophomore

- Second on the team in tackles with 31
- Sixth in the SEC in tackles per game with 9.0
- Has a team-high six PBUs this season which ties for third in the SEC
- Totaled a career-high 12 tackles to lead UK vs. New Mexico State
- Had nine tackles, including a TFL in the season opener vs. Southern Miss.
- Tipped a pass that was picked off by teammate Blake McClain vs. Southern Miss.

EDWARDS' CAREER STATISTICS

Year	Pos.	G-GS	Tackles	Int.-Yds.	TFL	FC	FR	PD
2015	S	12-5	39	1-20	2-0-4	1	0	3
2016	S	4-4	31	0-0	2-0-6	0	0	6
Totals		16-9	70	1-20	4-0-10	1	0	9

EDWARDS' 2016 GAME-BY-GAME

Opponent	Tackles	Sacks	TFL-Y	FC	PBU	Int.
vs. Southern Miss	9	0-0	1.0-2	0	1	0
at Florida	6	0-0	0	0	1	0
vs. New Mexico St.	12	0-0	1.0-4	0	3	0
vs. South Carolina	4	0-0	0-0	0	1	0
Totals	31	0-0	2.0-6	0	6	0

EDWARDS' SINGLE-GAME HIGHS

Tackles: 12, New Mexico State, Sept 17, 2016 (8-4)
Tackles for loss: 1.0, 4x, last New Mexico State, Sept 17, 2016 (4)
Fumbles forced: 1, at Vanderbilt, Nov 14, 2015
Pass breakups: 3, New Mexico State, Sept 17, 2016
Touchdowns: 1, Charlotte, Nov 21, 2015
All-purpose yards: 20, Charlotte, Nov 21, 2015
Interceptions: 1, Charlotte, Nov 21, 2015
Long interception return: 20, Charlotte, Nov 21, 2015



69

MATT
ELAM

NOSEGUARD

6-7 • 360 • Junior-2L
Elizabethtown, Ky. (John Hardin)

2015 - Junior

- Posted four tackles vs. Southern Miss.

ELAM'S CAREER STATISTICS

Year	Pos.	G-GS	Tackles	Sacks-Yds.	TFL-Yds.	FC	FR	PBU
2014	DT	12-0	10	0-0	0-0	0	0	2
2015	DT	12-4	23	0-0	0.5-1	0	0	0
2016	DT	4-3	4	0-0	0-0	0	0	0
Totals		28-7	37	0-0	2-4	1	0	2

ELAM'S 2016 GAME-BY-GAME

Opponent	Tkls.	TFL-Y	Sacks-Y	FC	FR	Int.	QBH
vs. Southern Miss	4	0-0	0-0	0	0	0	0
at Florida	0	0-0	0-0	0	0	0	0
vs. New Mexico St.	0	0-0	0-0	0	0	0	0
vs. South Carolina	0	0-0	0-0	0	0	0	0
Totals	23	0.5-1	0-0	0	0	0	0

ELAMS' SINGLE-GAME HIGHS

Tackles: 6, 2x, last vs. UL Lafayette, Sept 5, 2015 (4-2)
Tackles for loss: .5, Charlotte, Nov 21, 2015 (0-0)
Pass breakups: 1, 2x, last vs. Louisiana-Monroe, Oct 11, 2014



11

J.D.
HARMON

CORNERBACK

6-2 • 200 • Senior-3L
Paducah, Ky. (Tilghman)

2016 - Senior

- Has played in 40 games, including three starts
- Had two interceptions vs. Southern Miss., giving him a team-high seven career interceptions
- The two-interception game is the second of his career, the first came his freshman season when he had two picks at Missouri in 2012
- First UK player to record two picks in a season opener since Winston Guy vs. WKU on Sept. 1, 2011
- Also had eight tackles in the season opener

HARMON'S CAREER STATISTICS

Year	Pos.	G-GS	Tackles	Int.-Yds.	PD	FR	FC	QBH
2012	CB	12-3	24	2-8	6	0	0	0
2014	CB	12-0	29	0-0	0	1	2	3
2015	CB	12-0	28	3-25	5	0	1	1
2016	CB	4-0	17	2-0	3	0	0	0
Totals		40-3	99	7-33	14	1	3	4

HARMON'S 2016 GAME-BY-GAME

Opponent	Tackles	Sacks	TFL-Y	FC	PBU	Int.
vs. Southern Miss	8	0-0	0-0	0	1	2
at Florida	4	0-0	0-0	0	0	0
vs. New Mexico St.	3	0-0	0-0	0	0	0
vs. South Carolina	2	0-0	0-0	0	0	0
Totals	17	0-0	0-0	0	1	2

HARMON'S SINGLE-GAME HIGHS

Interceptions: 2, Southern Miss, Sept 3, 2016
Long interception return: 25, Louisville, Nov 28, 2015
Tackles: 8, Southern Miss, Sept 3, 2016 (3-5)
Tackles for loss: 2.0, UT Martin, Aug 30, 2014 (2-0)
Fumbles forced: 1, 3x, last vs. UL Lafayette, Sept 5, 2015
Fumbles recovered: 1, Georgia, Nov 8, 2014
Pass breakups: 1, 3x, last vs. Southern Miss, Sept 3, 2016
All-purpose yards: 60, UL Lafayette, Sept 5, 2015
Kick returns: 2, Southern Miss, Sept 3, 2016
Long kick return: 60, UL Lafayette, Sept 5, 2015 (1 return)
Long kick return: 60, UL Lafayette, Sept 5, 2015



85

GREG
HART

TIGHT END

6-5 • 245 • Junior-TR
Dayton, Ohio (Archishop Alter/
Nebraska)

2016 - Junior

- Has seen action in all four games
- Caught two passes for 16 yards vs. New Mexico State
- Played in nine games, mostly on special teams, as a redshirt freshman at Nebraska in 2014

HART'S 2016 GAME-BY-GAME

Opponent	Rec.	Yds.	TD	Long
vs. Southern Miss	0	0	0	0
at Florida	0	0	0	0
vs. New Mexico St.	2	16	0	11
vs. South Carolina	0	0	0	0
Totals	2	16	0	11



4

MIKEL
HORTON

RUNNING BACK

6-1 • 230 • Junior-2L
West Chester, Ohio (Lakota West)

2016 - Junior

- Played in all 12 games with two starts, serving as a key member of UK's running back rotation that combined for 1,855 rushing yards

HORTON'S CAREER STATISTICS

Year	Pos.	Att.	Yds.	Avg.	TD	LG	Rec.	Yds.	Avg.	TD	LG
2014	RB	59	306	5.2	2	27	2	-6	-3.0	0	-2
2015	RB	82	318	3.9	3	21	10	140	14.0	0	28
2016	RB	3	12	4.0	0	5	0	0	0	0	0



2016 PLAYER BIOS

HORTON'S CAREER STATISTICS

Totals	144	636	4.4	5	27	12	134	11.2	0	28
--------	-----	-----	-----	---	----	----	-----	------	---	----

HORTON'S 2016 GAME-BY-GAME

Opponent	Att.	Yds.	TD	Long
vs. Southern Miss	DNP			
at Florida	0	0	0	0
vs. New Mexico St.	3	12	0	12
vs. South Carolina	0	0	0	0
Totals	3	12	0	12

HORTON'S SINGLE-GAME HIGHS

Rush attempts: 14, Tennessee, Oct 31, 2015
Rush yards: 109, Tennessee, Oct 31, 2015 (14 carries)
Rush TDs: 2, UT Martin, Aug 30, 2014
Long rush: 27, at Missouri, Nov 01, 2014
Receptions: 4, Eastern Kentucky, Oct 03, 2015
Receiving yards: 51, Eastern Kentucky, Oct 03, 2015 (4 receptions)
Long reception: 28, Louisville, Nov 28, 2015
All-purpose yards: 128, Tennessee, Oct 31, 2015



9

**GARRETT
JOHNSON**

WIDE RECEIVER

**5-11 • 175 • Junior-2L
Winter Garden, Fla. (West Orange)**

2016 - Junior

- Led the team last season with 694 receiving yards, collecting 46 catches for two touchdowns, including a long of 39
- Has 13 catches for 212 yards (second-most on the team) and two TDs this season
- Has three or more receptions in three of Kentucky's four games this season
- Has 1,177 career receiving yards, ranking 22nd on UK's career receiving yardage list
- Needs 23 more receiving yards to tie Steve Johnson for 21st all-time
- Opened the season with six catches for 143 receiving yards vs. Southern Miss, the second-most in a season opener in school history
- Marked his fourth career 100-yard receiving game
- Had 23.8 yards per reception in the game, which is the most yards per reception by a UK player with at least five receptions since he had 25.7 yards per reception against Florida in 2014
- First player with 100 receiving yards in a season opener since Dicky Lyons, Jr., vs. Eastern Kentucky on Sept. 1, 2007
- Became the 13th player to reach 1,000 career receiving yards within his first 25 games played at Kentucky, the first to accomplish that feat since Javess Blue in 2014

G. JOHNSON'S CAREER STATISTICS

Year	Pos.	G-GS	Rec.	Yds.	Avg.	TD	Long
2014	WR	12-2	22	271	12.3	2	60
2015	WR	12-11	46	694	15.1	2	39

2016	WR	4-4	13	212	16.3	2	53
Totals		28-17	83	1177	14.5	6	60

G. JOHNSON'S 2016 GAME-BY-GAME

Opponent	Rec.	Yds.	TD	Long
vs. Southern Miss	6	143	2	53
at Florida	0	0	0	0
vs. New Mexico St.	3	31	0	21
vs. South Carolina	4	38	0	15
Totals	13	212	2	53

G. JOHNSON'S SINGLE-GAME HIGHS

Receptions: 9, Auburn, Oct 15, 2015
Receiving yards: 160, Auburn, Oct 15, 2015 (9 receptions)
Receiving TDs: 2, twice, last vs. Southern Miss, Sept 3, 2016
Long reception: 60, at Florida, Sep 13, 2014
All-purpose yards: 160, Auburn, Oct 15, 2015



15

**STEPHEN
JOHNSON II**

QUARTERBACK

**6-3 • 183 • Junior-JC
Rancho Cucamonga, Calif.
(Los Osos/Grambling/
College of the Desert)**

2016 - Junior

- Made his first career start vs. South Carolina, completing 11-of-19 passes for 135 yards
- Came in for an injured Drew Barker on UK's second offensive series and finished the game 17-for-22 with a career-high 310 yards passing and a career-high three touchdowns – all three were to tight end C.J. Conrad
- Second quarterback in school history to pass for at least 300 yards within their first two career games played ... The other was Jared Lorenzen against Louisville on Sept. 2, 2000
- First UK quarterback with at least 300 passing yards and at least 50 rushing yards since Patrick Towles vs. Mississippi State on Oct. 25, 2014
- Made his UK debut in the third quarter vs. Florida

S. JOHNSON'S CAREER STATISTICS

Year	G-GS	Comp.	Att.	Int.	Pct.	Yds.	TD	Long
2014*	6-6	59	105	4	56.2	723	6	75
2016	3-1	29	44	1	65.9	490	3	72
Totals	9-7	88	149	5	59.1	1213	9	75

S. JOHNSON'S 2016 GAME-BY-GAME

Opponent	Comp.-Att.-Int.	Yds.	TD	Long	Rush Yards	TD
vs. Southern Miss	DNP					
at Florida	1-3-0	45	0	45	7	0
vs. New Mexico St.	17-22-0	310	3	72	10	0

vs. South Carolina	11-19-1	135	0	28	13	6	0
Totals	29-44-1	490	4	72	30	66	0

S. JOHNSON'S SINGLE-GAME HIGHS

Pass attempts: 22, New Mexico State, Sept 17, 2016
Pass completions: 17, New Mexico State, Sept 17, 2016
Pass yards: 310, New Mexico State, Sept 17, 2016
Pass TDs: 3, New Mexico State, Sept 17, 2016
Had intercepted: n/a
Long pass: 72, New Mexico State, Sept 17, 2016
Total offense attempts: 32, New Mexico State, Sept 17, 2016 (10 rush, 22 pass)
Total offense yards: 361, Southern Miss, Sept 3, 2016 (51 rush, 310 pass)
All-purpose yards: n/a
Rushing Touchdowns: n/a
Rush attempts: 13, South Carolina, Sept 24, 2016
Rush yards: 51, New Mexico State, Sept 17, 2016 (10 carries)
Long rush: 9, twice, last vs. South Carolina, Sept 24, 2016



34

**JORDAN
JONES**

LINEBACKER

**6-2 • 220 • Sophomore-1L
Youngstown, Ohio (Cardinal Mooney)**

2015 - Sophomore

- Has registered 43 tackles to lead all SEC defenders in tackles per game with 10.3
- Ranks third in the nation in solo tackles per game (7.5) and ninth in total tackles per game (10.3)
- Has the most tackles by a UK player in the first four games of a season (43) since Danny Trevathan in 2011 (46)
- In his first career start vs. Southern Miss, finished with 19 tackles, including 13 solo
- Added two tackles for loss, one sack and a quarterback hurry
- The 19 tackles were the most by a UK player since Cory Johnson had 19 tackles last season against ECU
- Led UK with eight takcles, adding 0.5 tackles for loss and a pass breakup vs. South Carolina

JONES' CAREER STATISTICS

Year	Pos.	G-GS	Tackles	TFL-Yds.	Sacks-Yds.	PD	FR	QBH
2015	LB	8-0	10	0-0	0-0	0	1	0
2016	LB	4-4	43	3.5-15	1.0-10	2	0	2
Totals		12-4	53	3.5-15	1.0-10	2	1	2

JONES' 2016 GAME-BY-GAME

Opponent	Tkls.	TFL-Y	Sacks-Y	PD	FR	Int.	QBH
vs. Southern Miss	19	2-13	1-10	0	0	0	1
at Florida	9	1-1	0-0	1	0	0	0
vs. New Mexico St.	7	0-0	0-0	0	0	0	1
vs. South Carolina	8	0.5-1	0-0	1	0	0	0
Totals	53	3.5-15	1-10	2	0	0	2

**JONES' SINGLE-GAME HIGHS**

Tackles: 19, Southern Miss, Sept 3, 2016 (13-6)
Sacks: 1.0, Southern Miss, Sept 3, 2016 (1-0)
Tackles for loss: 2.0, Southern Miss, Sept 3, 2016 (2-0)
Fumbles recovered: 1, at Vanderbilt, Nov 14, 2015

**3****JOJO
KEMP****RUNNING BACK**

**5-10 • 200 • Senior-3L
DeLand, Fla. (DeLand)**

2016 • Senior

- Has played in 38 career games with three starts
- Did not see action vs. New Mexico State with an ankle injury
- Earned a starting nod vs. Southern Miss and totaled five rushes for seven yards with one TD
- Scored the Wildcats' touchdown at Florida on a 2-yard run in the fourth quarter, his 15th career rushing touchdown
- Has 1,396 rushing yards which ranks 22nd on UK's career list

KEMP'S CAREER STATISTICS

Year	G-GS	Att.	Yds.	Avg.	TD	LG	Rec.	Yds.	Avg.	TD	LG
2013	12-0	100	482	4.8	3	47	9	56	6.2	0	18
2014	11-1	70	323	4.6	4	43	3	12	4.0	0	8
2015	12-1	98	555	5.7	6	47	4	12	3.0	0	9
2016	3-1	17	36	2.1	2	7	1	4	4.0	0	4
Totals	38-3	285	1396	4.9	15	47	17	84	4.9	0	18

KEMP'S 2016 GAME-BY-GAME

Opponent	Att.	Yds.	TD	Long
vs. Southern Miss	5	7	1	7
at Florida	8	13	1	4
vs. New Mexico St.	DNP			
vs. South Carolina	4	16	9	6
Totals	17	36	2	7

KEMP'S SINGLE-GAME HIGHS

Rush attempts: 17, South Carolina, Oct 04, 2014
Rush yards: 165, Charlotte, Nov 21, 2015 (11 carries)
Rush TDs: 3, twice, last vs. Charlotte, Nov 21, 2015
Long rush: 47, twice, last vs. Charlotte, Nov 21, 2015
Receptions: 3, Tennessee, Nov 30, 2013
Receiving yards: 17, Missouri, Nov 9, 2013 (2 receptions)
Long reception: 18, Missouri, Nov 9, 2013
Total offense yards: 165, Charlotte, Nov 21, 2015 (165 rush, 0 pass)
All-purpose yards: 165, Charlotte, Nov 21, 2015
Kick returns: 3, Southern Miss, Sept 3, 2016
Kick return yards: 75, Southern Miss, Sept 3, 2016 (3 returns)
Long kick return: 32, Southern Miss, Sept 3, 2016

**51****COURTNEY
LOVE****LINEBACKER**

**6-2 • 242 • Junior-TR
Youngstown, Ohio
(Cardinal Mooney/Nebraska)**

2016 • Junior

- Started in all four games
- Saw game action for the first time since playing in 12 games at Nebraska in 2014
- Earned his first career start vs. Southern Miss.
- Totaled nine tackles in his UK debut with one QBH

LOVE'S CAREER STATISTICS

Year	Pos.	G-GS	Tackles	TFL-Yds.	QBH	FC	FR	PBU
2014*	LB	12-0	6	1.0-1	0	0	0	0
2016	LB	4-4	24	0-0	1	0	0	0
Totals	at UK	4-4	24	0-0	1	0	0	0
All*		16-4	30	1.0-1	1	0	0	0

LOVE'S 2016 GAME-BY-GAME

Opponent	Tackles	Sacks	TFL-Y	QBH	PBU	Int.
vs. Southern Miss	9	0-0	0-0	1	0	0
at Florida	6	0-0	0-0	0	0	0
vs. New Mexico St.	3	0-0	0-0	0	0	0
vs. South Carolina	6	0-0	0-0	0	0	0
Totals	24	0-0	0-0	1	0	0

**99****AUSTIN
MacGINNIS****KICKER**

**5-10 • 180 • Junior-2L
Wedowee, Ala. (Prattville)**

2016 • Junior

- Ranks seventh on the career scoring list with 184 points
- Needs eight more points to equal Craig Yeast for sixth all-time

MacGINNIS' CAREER STATISTICS

Year	FGM/FGA	PAT	Points	Long FG	TB
2014	21-27	41-41	104	54	25
2015	13-17	22-23	61	48	14
2016	1-2	16-17	19	30	8
Totals	35-46	79-80	184	54	47

MacGINNIS' SINGLE-GAME HIGHS

Points scored: 16, at Louisville, Nov 29, 2014
Kick PATs: 8, twice, last vs. New Mexico State, Sept 17, 2016
Points by kicking: 16, at Louisville, Nov 29, 2014
Field goals made: 4, at Louisville, Nov 29, 2014
Field goal attempts: 4, 4 times
Longest field goal: 54, at Tennessee, Nov 15, 2014
Kickoffs: 10, twice, last vs. New Mexico State, Sept 17, 2016
Touchbacks: 7 vs. UT Martin, 2014
Consecutive FG made: 11**
Most points in season: 104, 2014**
Most FG in a season: 21, 2014**
Most XP in a season without miss: 41, 2014**
Most Touchbacks in a season: 25, 2014**
 ** denotes school record

MacGINNIS' FIELD GOALS BY DISTANCE

Year	1-19	20-29	30-39	40-49	50+	Total	Long
2014	0-0	4-5	9-10	5-7	3-5	21-27	54
2015	0-0	5-5	4-5	4-6	0-1	13-17	48
2016	0-0	0-0	1-2	0-0	0	1-2	30
Totals	0-0	9-10	12-14	9-13	3-5	35-46	54

**24****BLAKE
McCLAIN****DEFENSIVE BACK**

**5-11 • 200 • Senior-3L
Winter Park, Fla. (Winter Park)**

2016 • Junior

- Has played in 39 games, starting 26
- Fourth on the team in tackles with 22
- Two interceptions (Southern Miss, NMSU)
- Made his first career interception vs. Southern Miss, while charting nine tackles and a pass breakup
- Team-high tying nine tackles at Florida

McCLAIN'S CAREER STATISTICS

Year	Pos.	G-GS	Tackles	Sacks-Yds.	Int.-Yds.	PD	FR	FC
2013	NB	12-11	59	1-9	0-0	5	0	1
2014	S/NB	11-6	28	2-16	0-0	7	0	0
2015	S/NB	12-7	31	0-0	0-0	5	0	1
2016	S/NB	4-4	22	0-0	2-20	3	0	0
Total		38-28	140	3.0-25	2-20	20	0	2

McCLAIN'S 2016 GAME-BY-GAME

Opponent	Tkls.	TFL-Yds.	Sacks	PBU	FR	Int.	QBH
vs. Southern Miss	9	0-0	0-0	1	0	1	0
at Florida	9	0-0	0-0	0	0	0	0
vs. New Mexico St.	1	0-0	0-0	0	0	1	0
vs. South Carolina	3	0-0	0-0	0	0	0	0
Totals	19	0-0	0-0	1	0	2	0



2016 PLAYER BIOS

McLAIN'S SINGLE-GAME HIGHS

Interceptions: 1, twice, last vs. New Mexico State, Sept 17, 2016
Tackles: 12, at Georgia, Nov 23, 2013 (7-5)
Sacks: 1.0, 3x, last at Louisville, Nov 29, 2014
Tackles for loss: 1.0, 4 times
Fumbles forced: 1, twice, last at Georgia, Nov 7, 2015
Pass breakups: 2, 3x, last vs. Mississippi State, Oct 25, 2014



80

GRANT
McKINNISS

PUNTER

6-1 • 210 • Freshman-HS
Findlay, Ohio
(Findlay)

2016 - Freshman

- Had five punts for a single-game high of 43.4 average at Florida
- Has three punts inside the 20-yard line this season

McKINNISS' 2016 GAME-BY-GAME

Opponent	Punts	Avg.	Long	Inside 20
vs. Southern Miss	4	36.8	45	2
at Florida	5	43.4	53	1
vs. New Mexico St.	3	41.7	48	0
vs. South Carolina	5	40.8	53	0
Totals	17 (693)	40.8	53	3

McKINNISS' SINGLE-GAME HIGHS

Punts: 5, twice, last vs. South Carolina, Sept 24, 2016
Single-game Avg: 43.4 at Florida, Sept. 10, 2016
Long: 53, twice, last vs. South Carolina, Sept 24, 2016



15

MARCUS
McWILSON

SAFETY

6-0 • 210 • Senior-3L
Youngstown, Ohio (Cardinal Mooney)

2016 - Senior

- Has played in 35 career games with 13 starts
- Recorded seven tackles vs. Southern Miss. and six at Florida

McWILSON'S CAREER STATISTICS

Year	Pos.	G-GS	Tackles	Int.-Yds.	PD	FR	FC
2013	S	8-0	9	0	0	1	0

2014	S	12-3	31	3-47	4	0	0
2015	S	11-10	66	0-0	2	0	1
2016	S	4-0	19	0-0	0	0	0
Total		35-13	125	3-47	6	1	1

McWILSON'S 2016 GAME-BY-GAME

Opponent	Tkls.	TFL-Yds.	Sacks	PBU	FR	FF	QBH
vs. Southern Miss	7	0.5-0	0-0	0	0	0	0
at Florida	6	0-0	0-0	0	0	0	0
vs. New Mexico St.	4	0-0	0-0	0	0	0	0
vs. South Carolina	2	0-0	0-0	0	0	0	0
Totals	19	0.5-0	0-0	0	0	0	0

McWILSON'S SINGLE-GAME HIGHS

Tackles: 10, 3x, last vs. Tennessee, Oct 31, 2015 (7-3)
Sacks: 1.0, Tennessee, Oct 31, 2015 (1-0)
Tackles for loss: 1.5, Tennessee, Oct 31, 2015 (1-0)
Fumbles forced: 1, Tennessee, Oct 31, 2015
Fumbles recovered: 1, Missouri, Nov 9, 2013
Pass breakups: 1, 3x, last vs. Tennessee, Oct 31, 2015
Touchdowns: 1, Louisiana-Monroe, Oct 11, 2014
All-purpose yards: 36, Louisiana-Monroe, Oct 11, 2014
Interceptions: 1, 3x, last at LSU, Oct 18, 2014
Long interception return: 36, Louisiana-Monroe, Oct 11, 2014



99

ADRIAN
MIDDLETON

DEFENSIVE TACKLE

6-3 • 303 • Sophomore-1L
Bowling Green, Ky. (South Warren)

2016 - Sophomore

- Started the last three games
- Earned his first career starting spot at Florida and registered six tackles
- Totalled eight tackles in four games last season

MIDDLETON'S CAREER STATISTICS

Year	Pos.	G-GS	Tackles	TFL-Yds.	Sacks-Yds.	FC	FR	PBU
2015	DT	4-0	8	0-0	0-0	0	0	0
2016	DT	4-3	8	0.5-1	0-0	0	0	0
Totals	DT	7-2	16	0.5-0	0-0	0	0	0

MIDDLETON'S 2016 GAME-BY-GAME

Opponent	Tkls.	TFL-Yds.	Sacks-Yds.	FC	FR	PBU	QBH
vs. Southern Miss	2	0-0	0-0	0	0	0	0
at Florida	4	0-0	0-0	0	0	0	0
vs. New Mexico St.	2	0.5-1	0-0	0	0	0	0
vs. South Carolina	0	0-0	0-0	0	0	0	0
Totals	8	0.5-1	0-0	0	0	0	0

MIDDLETON'S SINGLE-GAME HIGHS

Tackles: 4, twice, last at Florida, Sept 10, 2016 (2-2)
Tackles for loss: 0.5 vs. New Mexico State, Sept 17, 2016
Fumbles forced: -
Pass breakups: -



94

COURTNEY
MIGGINS

DEFENSIVE TACKLE

6-5 • 285 • Senior-1L
Lithonia, Ga. (Miller Grove/
Pearl River Community College)

2016 - Senior

- Started in all four games this season
- Had a career-high tying five tackles vs. South Carolina along with a tackle for loss
- Also had five tackles vs. New Mexico State and a career-high two PBUs
- Totalled three tackles, including two tackles for loss, one forced fumble and one pass breakup vs. Southern Miss.

MIGGINS' CAREER STATISTICS

Year	Pos.	G-GS	Tackles	TFL-Yds.	Sacks-Yds.	FC	FR	PBU
2015	DT	11-0	12	0.5-1	0-0	0	0	0
2016	DT	4-4	10	2.0-3	0-0	1	0	3
Totals	DT	15-4	22	2.5-4	0-0	1	0	3

MIGGINS' 2016 GAME-BY-GAME

Opponent	Tkls.	TFL-Yds.	Sacks-Yds.	FC	FR	PBU	QBH
vs. Southern Miss	3	2.0-3	0-0	1	0	1	0
at Florida	2	0-0	0-0	0	0	0	0
vs. New Mexico St.	5	0-0	0-0	0	0	2	0
vs. South Carolina	0	0-0	0-0	0	0	0	0
Totals	10	2.0-3	0-0	1	0	3	0

MIGGINS' SINGLE-GAME HIGHS

Tackles: 5, New Mexico State, Sept 17, 2016 (3-2)
Tackles for loss: 2.0, Southern Miss, Sept 3, 2016 (2-0)
Fumbles forced: 1, Southern Miss, Sept 3, 2016
Pass breakups: 2, New Mexico State, Sept 17, 2016



77

NAQUEZ
PRINGLE

DEFENSIVE TACKLE

6-3 • 320 • Junior-JC
Georgetown, S.C.
(Carvers Bay/Itawamba CC)

2016 - Junior

- Saw his first career action at Florida, charting five tackles and a tackle for loss
- Recorded four tackles in the win over South Carolina



- Transferred to UK from Itawamba CC

PRINGLE'S CAREER STATISTICS

Year	Pos.	G-GS	Tackles	TFL-Yds.	Sacks-Yds.	FC	FR	PBU
2016	DT	4-0	12	1.5-2	0-0	0	0	0
Totals	DT	4-0	12	1.5-2	0-0	0	0	0

PRINGLE'S 2016 GAME-BY-GAME

Opponent	Tkls.	TFL-Yds.	Sacks-Yds.	FC	FR	PBU	QBH
vs. Southern Miss	DNP						
at Florida	5	1.0-1	0-0	0	0	0	0
vs. New Mexico St.	3	0.0	0-0	0	0	0	0
vs. South Carolina	4	0.5-1	0-0	0	0	0	0
Totals	12	1.5-2	0-0	0	0	0	0

PRINGLE'S SINGLE-GAME HIGHS

Tackles: 5 at Florida, Sept 10, 2016 (2-2)
 Tackles for loss: 1.0 at Florida, Sept 10, 2016
 Fumbles forced: -
 Pass breakups: -

**5****KENDALL
RANDOLPH****CORNERBACK**

6-0 • 182 • Junior-2L
 Tallahassee, Fla. (Lincoln)

2016 - Junior

- Has nine tackles on the season
- Registered a career-high five tackles vs. New Mexico State, including one TFL
- Played in nine games last season, collecting 11 tackles, including half a tackle for a loss

RANDOLPH'S CAREER STATISTICS

Year	Pos.	G-GS	Tackles	Int.-Yds.	PBU	FR	FC
2014	CB	12-0	16	0-0	1	1	1
2015	CB	9-0	11	0-0	1	1	0
2016	CB	4-0	9	0-0	0	0	0
Totals		25-0	36	0-0	2	2	1

RANDOLPH'S 2016 GAME-BY-GAME

Opponent	Tkls.	TFL-Yds.	Sacks	PBU	FR	FF	QBH
vs. Southern Miss	1	0-0	0-0	0	0	0	0
at Florida	2	0-0	0-0	0	0	0	0
vs. New Mexico St.	5	1.0-3	0-0	0	0	0	0
vs. South Carolina	1	0-0	0-0	0	0	0	0
Totals	9	1.0-3	0-0	0	0	0	0

RANDOLPH'S SINGLE-GAME HIGHS

Tackles: 5, New Mexico State, Sept 17, 2016 (1-4)
 Sacks: 1.0, Mississippi State, Oct 25, 2014 (1-0)
 Tackles for loss: 1.0, 3x, last vs. New Mexico State, Sept 17, 2016 (1-3)
 Fumbles forced: 1, UT Martin, Aug 30, 2014
 Fumbles recovered: 1, twice, last at Georgia, Nov 7, 2015
 Pass breakups: 1, twice, last at Vanderbilt, Nov 14, 2015

**11****TAVIN
RICHARDSON****WIDE RECEIVER**

6-3 • 216 • Freshman-RS
 Greer, S.C. (Byrnes)

2016 - r-Freshman

- Started at wide receiver in three games
- Caught his first career pass in Kentucky's first scoring drive of the season, hauling in a 41-yard reception in the first quarter

RICHARDSON'S CAREER STATISTICS

Year	Pos.	G-GS	Rec.	Yds.	Avg.	TD	Long
2016	WR	4-3	4	96	24.0	0	44
Totals		4-3	4	96	24.0	0	44

RICHARDSON'S 2016 GAME-BY-GAME

Opponent	Rec.	Yds.	TD	Long
vs. Southern Miss	2	74	0	41
at Florida	1	3	0	3
vs. New Mexico St.	0	0	0	0
vs. South Carolina	1	19	9	19
Totals	4	96	0	41

RICHARDSON'S SINGLE-GAME HIGHS

Receptions: 2, Southern Miss, Sept 3, 2016
 Receiving yards: 74, Southern Miss, Sept 3, 2016 (2 receptions)
 Long reception: 41, Southern Miss, Sept 3, 2016
 All-purpose yards: 74, Southern Miss, Sept 3, 2016

**19****KAYAUNE
ROSS****WIDE RECEIVER**

6-6 • 225 • Sophomore-JC
 West Chester, Ohio
 (Lakota West/Phoenix College)

2016 - Sophomore

- Made his first career catch with a nine-yard touchdown reception in the first quarter vs. Southern Miss.

- Will have three seasons of eligibility remaining for Kentucky

ROSS' CAREER STATISTICS

Year	Pos.	G-GS	Rec.	Yds.	Avg.	TD	Long
2016	WR	4-0	2	10	5.0	1	9
Totals		4-0	2	10	5.0	1	9

ROSS' 2016 GAME-BY-GAME

Opponent	Rec.	Yds.	TD	Long
vs. Southern Miss	1	9	1	9
at Florida	0	0	0	0
vs. New Mexico St.	0	0	0	0
vs. South Carolina	1	1	0	0
Totals	2	10	1	9

ROSS' SINGLE-GAME HIGHS

Receptions: 1, twice, last vs. South Carolina, Sept 24, 2016
 Receiving yards: 9, Southern Miss, Sept 3, 2016 (1 receptions)
 Receiving TDs: 1 [t-5th], Southern Miss, Sept 3, 2016
 Long reception: 9, Southern Miss, Sept 3, 2016
 All-purpose yards: 9, Southern Miss, Sept 3, 2016

**26****BENJAMIN
SNELL JR.****RUNNING BACK**

5-11 • 220 • Freshman-HS
 Westerville, Ohio
 (Westerville Central)

2016 - Freshman

- Rushed 33 times for 209 yards this season (second on the team behind Boom Williams) and is averaging 6.3 yards per carry
- Tied for the lead in rushing TDs in the SEC with five
- Has 209 rushing yards in the last two games combined which is the most by a true freshman since Chad Scott had 211 against Mississippi State and Vanderbilt in 2000
- Has the most rushing yards by a UK freshman through the first four games of a season (209) since Tony Dixon in 2004 (209)
- Has the most rushing touchdowns (5) by a UK player in the first four games of his freshman season in school history
- Rushed a game-high 16 times for 73 yards and the game-winning TD in the win over South Carolina
- Had an impressive game vs. New Mexico State, rushing 17 times for a career-best 136 yards and four rushing TDs
- Became the first Kentucky true freshman to rush for 100 yards since Boom Williams vs. UofL in 2014 when he had 126 yards
- His four touchdowns tied the school record for most rushing touchdowns in a single game, joining four previous Wildcats to reach that mark ... He is only the second freshman to do it, tying Don Phelps' four scores vs. Michigan State on Nov. 2, 1946



2016 PLAYER BIOS

- The 136 rushing yards are the most rushing yards by a true freshman at UK since Derek Homer vs. Tennessee on Nov. 22, 1997

SNELL'S 2016 GAME-BY-GAME

Opponent	Att.	Yds.	TD	Long
vs. Southern Miss	0	0	0	0
at Florida	0	0	0	0
vs. New Mexico St.	17	136	4	18
vs. South Carolina	16	73	1	14
Totals	33	209	5	18

SNELL'S SINGLE-GAME HIGHS

Rush attempts: 17, New Mexico State, Sept 17, 2016
 Rush yards: 136, New Mexico State, Sept 17, 2016 (17 carries)
 Rush TDs: 4, New Mexico State, Sept 17, 2016
 Long rush: 18, New Mexico State, Sept 17, 2016
 Receptions: n/a
 Receiving yards: n/a
 Long reception: n/a
 Total offense yards: 136, New Mexico State, Sept 17, 2016 (136 rush, 0 pass)
 All-purpose yards: 158, New Mexico State, Sept 17, 2016
 Kick returns: 1, twice, last vs. South Carolina, Sept 24, 2016
 Kick return yards: 32, South Carolina, Sept 24, 2016 (1 return)
 Long kick return: 32, South Carolina, Sept 24, 2016 (1 return)



1

RYAN
TIMMONS

WIDE RECEIVER

5-10 • 198 • Senior-3L
Frankfort, Ky. (Franklin County)

2016 - Senior

- Has played in 40 games with 17 starts
- Has totaled 95 receptions for 1,060 yards and five touchdowns in his career
- Became the 26th player in school history to reach 1,000 career receiving yards vs. New Mexico St.
- Now ranks 24th in school history in career receiving yards and needs 51 more yards to tie Javess Blue for 23rd
- Won the state title in the 100-meter dash as a sophomore, junior and senior in high school and also won the 200-meters as a junior and senior

TIMMONS' CAREER STATISTICS

Year	Pos.	G-GS	Rec.	Yds.	Avg.	TD	LG	Att.	Yds.	Avg.	TD	LG
2013	WR	12-6	32	338	10.6	2	51	12	91	7.6	0	33
2014	WR	12-9	45	536	11.9	2	56	5	-9	-1.8	0	0
2015	WR	12-1	12	114	9.5	1	36	2	1	0.5	0	4
2016	WR	4-2	6	72	12.0	0	18	0	0	0	0	0
Totals		40-18	95	1060	11.2	5	56	19	83	4.4	0	33


TIMMONS' 2016 GAME-BY-GAME

Opponent	Rec.	Yds.	TD	Long
vs. Southern Miss	0	0	0	0
at Florida	0	0	0	0
vs. New Mexico St.	4	42	0	17

vs. South Carolina	2	30	0	18
Totals	6	72	0	18

TIMMONS' SINGLE-GAME HIGHS

Rush attempts: 4, Miami, Sept 7, 2013
 Rush yards: 37, Miami, Sept 7, 2013 (4 carries)
 Long rush: 33, vs WKU, Aug 31, 2013
 Receptions: 10, Ohio, Sept 6, 2014
 Receiving yards: 114, Mississippi State, Oct 25, 2014 (5 receptions)
 Receiving TDs: 1, 5 times, last at Vanderbilt, Nov 14, 2015
 Long reception: 56, UT Martin, Aug 30, 2014
 All-purpose yards: 114, Mississippi State, Oct 25, 2014
 Punt returns: 2, twice, last at Georgia, Nov 7, 2015
 Punt return yards: 19, Eastern Kentucky, Oct 3, 2015 (1 return)
 Long punt return: 19, Eastern Kentucky, Oct 3, 2015
 Kick returns: 2, Alabama State, Nov 2, 2013
 Kick return yards: 38, Alabama State, Nov 2, 2013 (2 returns)
 Long kick return: 35, Alabama State, Nov 2, 2013



88

CHARLES
WALKER

WIDE RECEIVER

5-11 • 203 • Junior-2L
Louisville, Ky. (St. Xavier)

2016 - Junior

- Has played in 27 career games with one start
- Leads the SEC in punt return yards with 109
- Earned a scholarship during preseason camp
- Returned a 65-yard punt vs. New Mexico State for a touchdown in the fourth quarter, marking Kentucky's first punt return for a touchdown since Randall Cobb accomplished the feat on Sept. 11, 2010 against WKU
- The 65-yard return was the longest punt return for a touchdown since Randall Cobb had a 73-yard punt return for a touchdown against Louisiana-Monroe on Oct. 24, 2009
- Walker's success is even more impressive when one considers that he primarily played running back in high school

WALKERS' CAREER STATISTICS

Year	Pos.	G-GS	Rec.	Yds.	Avg.	TD	LG	Att.	Yds.	Avg.	TD	LG
2014	WR	12-0	1	4	4.0	0	4	0	0	0	0	0
2015	WR	12-1	5	61	12.2	0	20	3	22	7.3	0	11
2016	WR	4-0	0	0	0	0	0	6	109	18.2	1	65
Totals		27-1	6	65	10.8	0	20	9	131	14.6	1	65

WALKER'S 2016 GAME-BY-GAME

Opponent	Rec.	Yds.	Avg.	TD	LG	PR	Yds.	Avg.	TD	LG
vs. Southern Miss	0	0	0	0	0	0	0	0	0	0
at Florida	0	0	0	0	0	0	0	0	0	0
vs. New Mexico St.	0	0	0	0	0	5	101	20.2	1	65
vs. South Carolina	0	0	0	0	0	1	8	8.0	0	8
Totals	0	0	0	0	0	6	131	18.2	1	65

WALKER'S SINGLE-GAME HIGHS

Receptions: 1, 6 times
 Receiving yards: 20, Auburn, Oct 15, 2015 (1 reception)
 Long reception: 20, Auburn, Oct 15, 2015
 All-purpose yards: 20, twice, last vs. Auburn, Oct 15, 2015
 Punt returns: 5, New Mexico State, Sept 17, 2016
 Punt return yards: 101, New Mexico State, Sept 17, 2016
 Long punt return: 65, New Mexico State, Sept 17, 2016
 Tackles: 3, at Georgia, Nov 7, 2015 (2-1)



8

KOBIE
WALKER

LINEBACKER

6-3 • 215 • Sophomore-SQ
Baltimore, Md.
(Our Lady of Good Counsel)

2016 - Sophomore

- Started his first career game and had 10 total tackles vs. Southern Miss, second-most on the team

WALKER'S CAREER STATISTICS

Year	Pos.	G-GS	Tackles	TFL-Yds.	Sacks-Yds.	FC	FR	PBU
2016	LB	3-2	10	0.5-1	0.0	0	0	0
Totals	LB	3-2	10	0.5-1	0.0	0	0	0

WALKER'S 2016 GAME-BY-GAME

Opponent	Tkls.	TFL-Yds.	Sacks-Yds.	FC	FR	Int.	QBH
vs. Southern Miss	10	0.5-1	0.0	0	0	0	0
at Florida	DNP						
vs. New Mexico St.	0	0.0	0.0	0	0	0	0
vs. South Carolina	0	0.0	0.0	0	0	0	0
Totals	10	0.5-1	0.0	0	0	0	0

WALKER' SINGLE-GAME HIGHS

Tackles: 10, Southern Miss, Sept 3, 2016 (2-8)
 Tackles for loss: .5, Southern Miss, Sept 3, 2016 (0-0)



35

DENZIL
WARE

DEFENSIVE END/LB

6-2 • 255 • Sophomore-1L
Opp, Ala. (Senior)

2016 - Sophomore

- Has started in 15 of 16 career games played
- Has 17 tackles and two QB hits



- Leads Kentucky with 4.5 tackles for loss and is tied with linebacker Josh Allen for the team lead in sacks with 3.0
- For his career, has 56 tackles, 10 tackles for loss and four sacks in 16 games
- Named SEC Co-Defensive Lineman of the Week after totaling a season-high five tackles, two sacks and two TFLs in the win over South Carolina
- The two sacks vs. USC are the most sacks by a UK player against an SEC opponent since Ridge Wilson against South Carolina in 2011
- With South Carolina in UK territory, threatening to tie the game late in the fourth quarter, Ware sacked the quarterback for a 19-yard loss on fourth down; it turned out to be USC's final offensive play of the game

WARE'S CAREER STATISTICS

Year	Pos.	G-GS	Tackles	TFL-Yds.	Sacks-Yds.	FC	FR	QBH
2015	DE/LB	12-11	39	5.5-13	1.0-4	1	1	0
2016	DE/LB	4-4	17	4.5-36	3.0-34	0	0	2
Totals	16-15	56	10.0-49	4.0-38	1	1	2	

WARE'S 2016 GAME-BY-GAME

Opponent	Tkls.	TFL-Yds.	Sacks-Yds.	FC	FR	Int.	QBH
vs. Southern Miss	4	2.0-14	1.0-13	0	0	0	0
at Florida	4	0-0	0-0	0	0	0	2
vs. New Mexico St.	4	0.5-1	0-0	0	0	0	0
vs. South Carolina	5	2.0-21	2.0-21	0	0	0	0
Totals	17	4.5-36	3.0-34	0	0	0	2

WARE'S SINGLE-GAME HIGHS

Tackles: 7, UL Lafayette, Sept 5, 2015 (5-2)
Sacks: 2.0, vs. South Carolina, Sept 24, 2016
Tackles for loss: 2.0, 3x, last South Carolina, Sept 24, 2016
Fumbles forced: 1, Florida, Sept 19, 2015
Fumbles recovered: 1, Charlotte, Nov 21, 2015

**21****CHRIS
WESTRY****CORNERBACK**

6-4 • 195 • Sophomore-1L
Orange Park, Fla. (Oakleaf)

2016 - Sophomore

- Has started all 16 games of his career at Kentucky
- Broke up a team-leading eight passes, finishing with 36 tackles, 1.5 tackles for a loss, one sack and two interceptions, adding a QB hurry last season
- Had a career-best two PBUs vs. NMSU

WESTRY'S CAREER STATISTICS

Year	Pos.	G-GS	Tackles	Int.-Yds.	TFL	PD	FR	FC
2015	CB	12-12	36	2-3	1.0-8	10	0	0
2016	CB	4-4	13	0	0.5-1	2	0	0
Totals	15-15	46	2-3	1.5-9	12	0	0	0

WESTRY'S 2016 GAME-BY-GAME

Opponent	Tackles	Sacks	TFL-Y	FC	PD	Int.
vs. Southern Miss	4	0-0	0-0	0	0	0
at Florida	3	0-0	0-0	0	0	0
vs. New Mexico St.	3	0-0	0-0	0	2	0
vs. South Carolina	3	0-0	0.5-1	0	0	0
Totals	13	0-0	0.5-1	0	2	0

WESTRY'S SINGLE-GAME HIGHS

Interceptions: 1, twice, last at Mississippi State, Oct 24, 2015
Long interception return: 3, at South Carolina, Sep 12, 2015
Tackles: 6, Auburn, Oct 15, 2015 (5-1)
Sacks: 1.0, at South Carolina, Sept 12, 2015 (1-0)
Tackles for loss: 1.0, at South Carolina, Sept 12, 2015 (1-0)
Pass breakups: 2, New Mexico State, Sept 17, 2016

**18****STANLEY "BOOM"
WILLIAMS****RUNNING BACK**

5-9 • 196 • Junior-2L
Monroe, Ga.
(George Walton Academy)

2016 - Junior

- Currently leads the team with 464 rushing yards in four games
- Ranks third in the SEC and 17th nationally in average rushing yards per game with 116.0
- Averaging a team-high 8.0 yards per carry
- Has 1,805 career rushing yards and ranks eighth on the career rushing list ... Needs 300 more yards to equal Artose Pinner at No. 7
- Fifth player in school history to reach 1,700 career rushing yards prior to his senior season ... The last player to accomplish that feat was Derrick Locke in 2009
- Has two (back-to-back) 100-yard rushing games this season, giving him nine in his career
- Has 304 rushing yards in the last two games combined, which is the most by a UK player in a two-game span since Rafael Little had 322 combined against Auburn and Vanderbilt in 2005
- Recorded a career-high 181 rushing yards vs. New Mexico State, marking his eighth career 100-yard game – first of the season
- The 181 yards was the eighth-most by a UK player at Commonwealth Stadium history and were the most by a UK player in CWS since Artose Pinner had 224 vs. Vanderbilt on Nov. 16, 2002
- Became the fifth player in UK history to have at least three career games of at least 135 rushing yards at CWS ... The last UK player to accomplish this feat was Artose Pinner
- Third-quickest player to reach 1,500 career rushing yards in school history (22 games) ... Only Sonny Collins (18 games played) and Moe Williams (19 games played) reached that milestone quicker
- Set a new single-season UK record with a 7.1 yards per carry mark last season

WILLIAMS' CAREER STATISTICS

Year	G-GS	Att.	Yds.	Avg.	TD	LG	Rec.	Yds.	Avg.	TD	LG
2014	10-1	74	486	6.6	5	58	17	162	9.5	1	32
2015	10-10	121	855	7.1	6	75	13	74	5.7	0	22
2016	4-4	58	464	8.0	2	63	3	23	7.7	0	15
Totals	24-15	253	1,805	7.1	13	75	33	259	7.8	1	32

WILLIAMS' CAREER STATISTICS

Year	KOR	Yds.	Avg.	TD	Long
2014	19	511	26.9	0	75
2015	0	0	0.0	0	0
2016	0	0	0.0	0	0
Totals	19	511	26.9	0	75

WILLIAMS' 2016 GAME-BY-GAME

Opponent	Att.	Yds.	TD	Rec.	Yds.	TD
vs. Southern Miss	13	94	0	2	16	0
at Florida	12	66	0	1	7	0
vs. New Mexico St.	18	181	1	0	0	0
vs. South Carolina	15	123	1	0	0	0
Totals	58	464	2	3	23	0

WILLIAMS' SINGLE-GAME HIGHS

Rush attempts: 18, 3x, last vs. New Mexico State, Sept 17, 2016
Rush yards: 181, New Mexico State, Sept 17, 2016 (18 carries)
Rush TDs: 2, 3x, last vs. Charlotte, Nov 21, 2015
Long rush: 75, UL Lafayette, Sept 5, 2015
Receptions: 5, at Missouri, Nov 1, 2014
Receiving yards: 58, at Missouri, Nov 1, 2014 (5 receptions)
Receiving TDs: 1, at Florida, Sept 13, 2014
Long reception: 32, at Missouri, Nov 1, 2014
Total offense yards: 181, New Mexico State, Sept 17, 2016 (181 rush, 0 pass)
All-purpose yards: 181, New Mexico State, Sept 17, 2016
Kick returns: 6, at Tennessee, Nov 15, 2014
Kick return yards: 136, at Tennessee, Nov 15, 2014 (6 returns)
Long kick return: 75, Louisiana-Monroe, Oct 11, 2014



SCORING DRIVE ANALYSIS

GAME-BY-GAME SCORING DRIVES

Game	Plays/Yards	Time (Poss.)	Qtr./Clock	Res.	Scoring Play
USM	2/75	0:40	1/6:09	TD	Badet 72 yd pass from Barker
USM	2/58	0:33	1/4:03	TD	Johnson 43 yd pass from Barker
USM	7/65	2:04	1/0:25	TD	Ross 9 yd pass from Barker
USM	2/49	0:24	2/6:55	TD	Johnson 53 yd pass from Barker
USM	5/64	1:42	2/0:56	TD	Kemp 7 yd rush
UF	9/65	4:45	4/4:27	TD	Kemp 2 yd rush
NMSU	1/63	0:13	1/11:10	TD	Williams 63 yd rush
NMSU	2/77	0:33	1/8:21	TD	Conrad 72 yd pass from Johnson
NMSU	6/39	3:18	2/12:08	TD	Conrad 9 yd pass from Johnson
NMSU	3/75	1:16	2/8:17	TD	Snell 5 yd rush
NMSU	9/88	3:34	2/0:58	TD	Snell 1 yd rush
NMSU	8/71	2:46	3/10:10	TD	Conrad 17 yd pass from Johnson
NMSU	7/62	2:29	3/6:46	TD	Snell 2 yd rush
NMSU	11/75	6:01	4/13:07	TD	Snell 4 yd rush
SC	12/60	5:58	2/14:15	FG	MacGinnis 30 yd field goal
SC	5/75	2:15	3/12:45	TD	Williams 43 yd rush
SC	11/65	4:58	4/10:21	TD	Snell 1 yd rush

GAME OPENING DRIVES

	UK		OPPONENT	
Game	Res/Pts	Yds.	Res/Pts.	Yds.
Southern Miss	Punt/0	2	TD/7	49
Florida	Punt/0	-1	MFG/0	47
New Mexico St.	INT/0	2	TD/7	46
South Carolina	Fumble/0	12	Punt/0	2
Alabama				
Vanderbilt				
Miss. State				
Missouri				
Georgia				
Tennessee				
Austin Peay				
Louisville				
Totals/gm	0/0	15/3.7	14/3.5	144/36.0

2ND HALF OPENING DRIVES

	UK		OPPONENT	
Game	Res/Pts	Yds.	Res/Pts.	Yds.
Southern Miss	Fumble/0	24	TD/7	84
Florida	INT/0	0	TD/7	45
New Mexico St.	TD/7	71	Punt/0	7
South Carolina	TD/7	75	Punt/0	10
Alabama				
Vanderbilt				
Miss. State				
Missouri				
Georgia				
Tennessee				
Austin Peay				
Louisville				
Totals/gm	14/3.5	170/42.5	14/3.5	146/36.5

GAME-BY-GAME TD DRIVES

Yds.	TD	Drive	Poss. Time	TDs	Plays	TDs
1-9	9	-	00:00-00:59	5	1	1
10-19	1	-	01:00-01:59	1	2	4
20-29	-	-	02:00-02:59	4	3	1
30-39	-	1	03:00-03:59	3	4	-
40-49	2	1	04:00-04:59	2	5	1
50-59	1	1	05:00-05:59	-	6	1
60-69	1	6	06:00-06:59	1	7	3
70-79	2	5	07:00-07:59	-	8	1
80-89	-	1	08:00-08:59	-	9	2
90-99	-	-	09:00-09:59	-	10	-
Total	16	16	10:00-10:59	-	11	2
			11:00-11:59	-	12	-
			12:00-12:59	-	13	-
			13:00-13:59	-	14	-
			14:00-14:59	-	15	-
			15:00 - +	-	16	-

DRIVE ANALYSIS

Game	Total Drive	TD	FG	MFG	P	TO	4DN
USM	15	5	0	0	5	3	0-1
Florida	12	1	0	1	5	4	0-0
NMSU	15	8	0	0	3	3	0-0
USC	12	2	1	0	5	2	1-1
Alabama							
Vanderbilt							
Miss. State							
Missouri							
Georgia							
Tennessee							
Austin Peay							
Louisville							
Totals	54	16	1	1	18	12	1-2



MISCELLANEOUS STATS

TURNOVERS

Opponent	Forced by UK					Forced by Opponent			
	Fum	Int	Tot	Margin	Pts off	Fum	Int	Tot	Pts Off
Southern Miss	0	3	3	0	14	2	1	3	10
Florida	0	1	1	-3	0	1	3	4	28
New Mexico St.	0	2	2	-1	7	1	2	3	14
South Carolina	0	0	0	-2	0	1	1	2	0
Alabama									
Vanderbilt									
Miss. State									
Missouri									
Georgia									
Tennessee									
Austin Peay									
Louisville									
TOTALS	0	6	6	-6	21	4	7	11	52

KENTUCKY BIG PLAYS

Opponent	Rushing					Passing				Special Teams	
	15+	20+	30+	40+	50+	20+	30+	40+	50+	Block	Return for TD
Southern Miss	2	1	1	0	0	6	6	4	3	0	0
Florida	1	1	0	0	0	2	1	1	0	0	0
New Mexico St.	7	3	1	1	1	3	2	2	2	0	1
South Carolina	1	1	1	1	0	1	0	0	0	0	0
Alabama											
Vanderbilt											
Miss. State											
Missouri											
Georgia											
Tennessee											
Austin Peay											
Louisville											
TOTALS	11	6	3	2	1	12	9	7	5	0	1

OPPONENT BIG PLAYS

Opponent	Rushing					Passing				Special Teams	
	15+	20+	30+	40+	50+	20+	30+	40+	50+	Block	Return for TD
Southern Miss	0	0	0	0	0	3	3	1	1	1	0
Florida	3	1	1	0	0	4	1	1	1	0	0
New Mexico St.	1	0	0	0	0	5	3	1	1	0	0
South Carolina	0	0	0	0	0	2	1	0	0	0	0
Alabama											
Vanderbilt											
Miss. State											
Missouri											
Georgia											
Tennessee											
Austin Peay											
Louisville											
TOTALS	4	1	1	0	0	14	8	3	3	1	0

DRIVE CHART STATISTICS

Opponent	No.	Avg. Plays	Avg. Yds.	Avg. Time	For TD	Avg. Plays	Avg. Yds.	Avg. Time
Southern Miss	15	3.3	27.2	1:17.8	5	3.6	62.2	1:04.6
Florida	12	4.0	12.4	1:52.8	1	9.0	65.0	4:45
New Mexico St.	15	5.0	46.1	2:16.8	8	5.8	68.7	2:31.2
South Carolina	12	5.7	29.2	2:40.0	2	8.0	70.0	3:36.5
Alabama								
Vanderbilt								
Miss. State								
Missouri								
Georgia								
Tennessee								
Austin Peay								
Louisville								



EXPLOSIVE PLAYS

RUNS 10+

Badet, 25 yards

(1 rush for 25 yards, 25.0 avg.)

Barker, 14 yards

(1 rush for 14 yards, 14.0 avg.)

Snell, 18 yards

Snell, 17 yards

Snell, 14 yards

Snell, 14 yards

Snell, 15 yards

Snell, 18 yards

Snell, 14 yards

Snell, 12 yards

(8 rush for 122 yards, 15.2 avg.)

Williams, 16 yards

Williams, 36 yards

Williams, 25 yards

Williams, 10 yards

Williams, 63 yards*

Williams, 16 yards

Williams, 11 yards

Williams, 13 yards

Williams 23 yards

Williams, 20 yards

Williams, 13 yards

Williams, 11 yards

Williams, 43 yards*

Williams, 11 yards

Williams, 14 yards

(15 rush for 325 yards, 21.6 avg., 2 TD)

Total: 25 runs for 486 yards, 19.4 avg.

RECEIVING 20+

Badet, 72 yards*

Badet, 45 yards

Badet 54 yards

Badet, 28 yards

(4 rec. for 199 yards, 49.7 avg., 1 TD)

Conrad, 72 yards*

(1 rec. for 72 yards, 72.0 avg, 1 TD)

Johnson, 43 yards*

Johnson, 53 yards*

Johnson, 32 yards

Johnson, 21 yards

(4 rec. for 149 yards, 37.5 avg., 2 TD)

Richardson, 41 yards

Richardson, 33 yards

(2 rec. for 74 yards, 37.0 avg.)

Total: 11 catches for 494 yards, 44.9 avg.

KICK RETURNS 30+

PUNT RETURNS 20+

Kemp, 32 yards KR

(1 return for 32 yards, 32.0 avg.)

Walker, 65 yards*

Walker, 23 yards

(2 returns, 88 yards, 44.0 avg., 1 TD)

Total: 3 returns for 120 yards, 40.0 avg.

DEFENSIVE RETURNS 20+

McClain, 20 yards

Total: 1 returns for 20 yards, 20.0 avg.

Total: 40 plays for 1120 yards, 28.0 avg.

** denotes a touchdown scoring play*

OPPONENT BIG PLAYS

Total:

Run (10+) 22 for 294 yds

Receiving (20+) 14 for 504 yds

Kick Returns (30+) 0 for 0 yds

Punt Returns (20+) 0 for 0 yds

Defensive Returns (20+) 0 for 0 yds

TOTAL: 36 for 798 yards (22.1 avg.)

UK LONG PLAYS (20+) BY THE NUMBERS

20+ Plays By Yards

	No.	TD
100+	0	0
90-99	0	0
80-89	0	0
70-79	2	2
60-69	2	2
50-59	2	1
40-49	4	2
30-39	4	0
20-29	8	0
TOTAL	22	7

20+ Plays By Type

	No.	TD
Rushing	7	2
Passing	11	4
Punt returns	2	1
Kick returns	1	0
Interceptions	1	0
Fumble returns	0	0
Other	0	0
TOTAL	22	7



KENTUCKY

Scored 40 points: 62 vs. New Mexico State, Sept. 17, 2016
 Scored 50 points: 62 vs. New Mexico State, Sept. 17, 2016
 Scored 60 points: 62 vs. New Mexico State, Sept. 17, 2016
 Scored 70 points: 77 vs. Texas El-Paso, Sept. 7, 2002
 Scored 80 points: 83 vs. North Dakota, Nov. 18, 1950
 Shut Out an Opponent: vs. Miami (42-0), Sept. 5, 2009
 Shut Out an Opponent in the 2nd half: vs. Florida, Sept. 19, 2015
 Scored on first series: TD vs. Louisville, Nov. 28, 2015
 Scored on first play from scrimmage of game: vs. UL Lafayette, Sept. 5, 2015
 Scored a TD on first series: vs. Louisville, Nov. 30, 2015
 Had 25 First Downs: 28 vs. New Mexico State, Sept. 17, 2016
 Had 30 First Downs: 30 vs. Mississippi State, Oct. 25, 2015
 Had 250 yards rushing: 381 vs. New Mexico State, Sept. 17, 2016
 Had 300 yards rushing: 381 vs. New Mexico State, Sept. 17, 2016
 Had 400 yards rushing: 415 vs. Charlotte, Nov. 21, 2015
 Had below 50 yards rushing: 48 vs. Florida, Sept. 28, 2013
 Had 300 yards passing: 311 vs. New Mexico State, Sept. 17, 2016
 Had 400 yards passing: 401 vs. Mississippi State, Oct. 25, 2014
 Had below 50 yards passing: 15 vs. Tennessee, Nov. 26, 2011
 Had 300 yards rushing and passing: (381/311) vs. New Mexico State, Sept. 17, 2016
 Had 500 yards total offense: 692 vs. New Mexico State, Sept. 17, 2016
 Had 600 yards total offense: 692 vs. New Mexico State, Sept. 17, 2016
 Had below 200 yards total offense: 149 vs. Florida, Sept. 10, 2016
 Held opp. below 100 yards rushing: 91 vs. South Carolina, Sept. 24, 2016
 Held opp. below 50 yards rushing: -2 vs. Samford, Nov. 17, 2012
 Held opp. below 100 yards passing: 87 vs. Charlotte, Nov. 21, 2015
 Held opp. below 50 yards passing: 23 vs. Miami (OH), Sept. 7, 2013
 Held opponent below 200 yards total offense: 139 vs. Vanderbilt, Sept. 27, 2014
 Held opp. below 100 yards total offense: 91 vs. Vanderbilt, Nov. 16, 1996
 Recorded a safety: at Mississippi State, Nov. 24, 2013
 Recorded zero penalties: vs. Auburn, Oct. 17, 2009
 Had a player with 30 rush attempts: 31 by Artose Pinner vs. Vandy, Nov. 16, 2002
 Had a player rush for 100 yards: 123 by Boom Williams vs. South Carolina Sept. 24, 2016
 Had a player rush for 100 yards in consecutive games: Boom Williams, 2 (current)
 Had a player rush for 100 yards in four consecutive games: Derrick Locke, 2010
 Had a true freshman rush for 100 yards: 136 by Benny Snell vs. New Mexico State, Sept. 17, 2016
 Had a player rush for 200 yards: 224 by Artose Pinner vs. Vanderbilt, Nov. 16, 2002
 Had 2 players rush for 100 yards: Boom Williams (181) and Benny Snell (136) vs. New Mexico State, Sept. 17, 2016
 Had a player with 3 rushing touchdowns: 4 by Benny Snell vs. New Mexico State, Sept. 17, 2016
 Had a player with 4 rushing touchdowns: 4 by Benny Snell vs. New Mexico State, Sept. 17, 2016
 Had a player with 50 pass attempts: 60 by Maxwell Smith, vs. WKU, Sept. 15, 2012
 Had a player with 60 pass attempts: 60 by Maxwell Smith, vs. WKU, Sept. 15, 2012
 Had a player with 30 pass completions: 37 by Maxwell Smith, vs. WKU, Sept. 15, 2012
 Had a player with 300 passing yards: 310 by Stephen Johnson vs. New Mexico State, Sept. 17, 2016
 Had 2 players pass for 100 yards: Maxwell Smith (109), Jalen Whitlow (105) vs. Louisville, Sept. 14, 2013
 Had a player with 3 or more touchdowns passes: 3 by Stephen Johnson vs. New Mexico State, Sept. 17, 2016
 Had a player with 2 passing touchdowns and 2 rushing touchdowns: Patrick Towles, vs. Mississippi State, Oct. 25, 2014
 Had a player with 10 pass receptions: 10 by Ryan Timmons vs. Ohio, Sept. 6, 2014
 Had a player with 100 yards receiving: 133 by C.J. Conrad vs. New Mexico State, Sept. 17, 2016
 Had 2 players with 100 yards receiving: 116 by Matt Roark and 102 by La'Rod King, vs. Ole Miss, Nov. 5, 2011
 Had a player with 3 touchdown receptions: 3 by C.J. Conrad vs. New Mexico State, Sept. 17, 2016
 Had a player with 100 rushing and 100 receiving yards in the same game: Rafael Little (132 rushing, 114 receiving) vs. Vanderbilt, Nov. 11, 2006
 Had a 100-yard rusher and a 100-yard receiver in the same game: Stanley "Boom" Williams (181 rushing), Benny Snell (136 rushing), C.J. Conrad (133 receiving) vs. New Mexico State, Sept. 17, 2016
 Had a player score a TD by rushing and receiving in the same game: Jonathan

George, vs. Kent State, Sept. 8, 2012
 Had a player throw a TD pass and score a rushing and receiving TD in the same game: Randall Cobb vs. Auburn, Oct. 9, 2010
 Had a player throw at least two TD passes and score a rushing TD in consecutive games: Patrick Towles in 2015
 Had a player throw a TD pass, score a receiving TD and score on a punt return for a TD in the same game: Randall Cobb vs. WKU, Sept. 11, 2010
 Had a player return a kickoff for a TD: Derrick Locke (100 yards) vs. Louisville, Sept. 19, 2009
 Had a player return a punt for a TD: Charles Walker (65 yards) vs. New Mexico State, Sept. 17, 2016
 Had a player return an interception for a TD: Fred Tiller vs. Louisville (40 yards), Nov. 29, 2014
 Had a player recover/return a fumble for a TD: C.J. Johnson vs. Tennessee (77 yards), Oct. 31, 2015
 Had two defensive TDs in the same game: Mike Douglas (fumble) and Fred Tiller (interception) vs. Louisville, Nov. 29, 2014
 Had a player block a punt: Josh Forrest vs. Alabama State, Nov. 2, 2013
 Had a player block a field goal: Farrington Huguenin vs. ECU, Oct. 3, 2015
 Had a player block a PAT: Farrington Huguenin vs. Tennessee, Nov. 24, 2012
 Had a player return a blocked FG for a TD: David Jones (57 yards) vs. Vanderbilt, Nov. 15, 2008
 Had a player return a blocked punt for a TD: Andrew Hopewell (6 yards), vs. Arkansas, Nov. 1, 2006
 Had a player score a TD on a fake field goal: Joe Mansour (25 yards), vs. Florida, Sept. 28, 2013
 Had a field goal of 50 yards or more: Austin MacGinnis (54 yards) vs. Tennessee, Nov. 15, 2014
 Played an overtime game: vs. ECU, Oct. 3, 2015 - (W, 34-27)
 Won an overtime game: vs. ECU, Oct. 3, 2015 - (W, 34-27)

OPPONENT

Scored 40 points: 42 by New Mexico State, Sept. 17, 2016
 Scored 50 points: 52 by Tennessee, Oct. 31, 2015
 Scored 10 or less points: 10 by South Carolina, Sept 24, 2016
 Shut Out Kentucky: 0-40 by Vanderbilt, Nov. 3, 2012
 Shut Out Kentucky in 2nd half: by Southern Miss, Sept. 3, 2016
 Rushed for 300 yards: 314 by Louisville, Nov. 28, 2015
 Passed for 300 yards: 320 by Florida, Sept. 10, 2016
 Had 500 yards of total offense: 500 by New Mexico State, Sept. 17, 2016
 Recorded a safety: Louisville, Aug. 31, 2008
 Blocked a Kentucky punt: Southern Miss, Sept. 3, 2016
 Blocked a Kentucky field goal: Florida, Sept. 25, 2010
 Blocked a Kentucky PAT: at Vanderbilt, Nov. 16, 2013
 Had a player with 30 rush attempts: 36, Ito Smith (Southern Miss), Sept. 3, 2016
 Had a player with 100 yards rushing: 105, Lamical Perine (Florida), Sept. 10, 2016
 Had a player with 200 yards rushing: 252 by Anthony Dixon (MSU), Oct. 31, 2009
 Had two players with 100 yards rushing: 173 by Ito Smith (Southern Miss), 100 by George Payne (Southern Miss), Sept. 3, 2016
 Had a player with 40 pass attempts: 43, Jeff Driskel (Florida), Sept. 13, 2014
 Had a player with 25 pass completions: 25 by Dak Prescott (MSU), Oct. 24, 2015
 Had a player with 300 yards passing: 320 by Luke Del Rio (Florida), Sept. 10, 2016
 Had two players with 100 yards passing: 183 by Aaron Murray and 189 by Hutson Mason (Georgia), Nov. 23, 2013
 Had a player with 10 pass receptions: 15, Demarcus Robinson (Florida), Sept. 13, 2014
 Had a player with 100 yards receiving: 129 by Antonio Callaway (Florida), Sept. 10, 2016
 Had a player with 200 yards receiving: 216 by Demarcus Robinson (Florida), Sept. 13, 2014
 Had two players with 100 yards receiving: 188, Tavarres King and 103, Malcolm Mitchell (Georgia), Oct. 20, 2012
 Had a player return a kickoff for a TD: Evan Berry (UT), 100 yards, Oct. 31, 2015
 Had a player return a punt for a TD: Cameron Sutton (UT), 84 yards, Oct. 31, 2015
 Had a player return a blocked FG for a TD: Neiko Thorpe (69 yards) vs. Auburn, Oct. 17, 2009
 Had a player return a blocked punt for a TD: Chris Rainey (23 yards) vs. Florida, Sept. 26, 2009
 Had a player return an interception for a TD: Jaylen Watkins (Florida), 26 yards, Sept. 22, 2012
 Had a player return a fumble for a TD: Chris Wade (Miami (OH), 6 yards, Sept. 7, 2013



2016 DEPTH CHART (9/26)

OFFENSE

Left Tackle

- 74 Cole Mosier, 6-6, 335, Jr-2L
67 Landon Young, 6-7, 305, Fr-RS

Left Guard

- 68 Nick Haynes, 6-3, 316, Jr-2L
71 Logan Stenberg, 6-6, 318, Fr-RS

Center

- 72 Jon Toth, 6-5, 310, Sr-3L
65 Jervontius Stallings, 6-3, 318, So-Sq

Right Guard

- 69 Ramsey Meyers, 6-4, 305, Jr-2L
65 Jervontius Stallings, 6-3, 318, So-Sq

Right Tackle

- 73 Kyle Meadows, 6-5, 300 Jr-2L
64 George Asafo-Adjei, 6-5, 315, So-1L

Tight End

- 87 C.J. Conrad, 6-5, 245, So-1L
85 Greg Hart, 6-5, 245, Jr-Tr

Wide Receiver

- 13 Jeff Badet, 6-0, 180, Jr-2L
19 Kayaune Ross, 6-6, 225, So-JC
or 6 Blake Bone, 6-5, 213, Jr-2L

Wide Receiver

- 1 Ryan Timmons, 5-10, 198, Sr-3L
31 David Bouvier, 5-9, 171, So-Sq

Wide Receiver

- 9 Garrett Johnson, 5-11, 175, Jr-2L
88 Charles Walker, 5-11, 203, Jr-2L

Wide Receiver

- 2 Dorian Baker, 6-3, 208, Jr-2L
80 Tavin Richardson, 6-3, 216, Fr-RS
8 Jabari Greenwood, 6-3, 195, Fr-RS

Quarterback

- 15 Stephen Johnson, 6-2, 183, Jr-JC
12 Gunnar Hoak, 6-4, 200, Fr-HS
14 Luke Wright, 6-4, 206, So-TR

Running Back

- 18 Stanley "Boom" Williams, 5-9, 196, Jr-2L
3 Jojo Kemp, 5-10, 200, Sr-3L
26 Benny Snell Jr., 5-11, 220, Fr-HS

Fullback

- 48 Will Tom Collins, 5-11, 241, Sr-1L
49 Tanner Fink, 6-2, 251, Sr-Sq

SPECIALISTS

Kicker

- 99 Austin MacGinnis, 5-10, 180, Jr-2L
95 Miles Butler, 5-9, 171, So-1L

Punter

- 86 Grant McKinniss, 6-1, 210, Fr-HS
or 93 Bryan Kirshe, 6-0, 150, So-Sq

Long Snapper

- 42 Tristan Yeomans, PS, 6-2, 190, So-JC
53 Blake Best, FG, PAT, 6-1, 246, Fr-RS

Punt Return

- 88 Charles Walker, 5-11, 203, Jr-2L
1 Ryan Timmons, 5-10, 198, Sr-3L

Kickoff Return

- 26 Benny Snell Jr., 5-11, 220, Fr-HS
22 Sihiem King, 5-9, 172, So-1L

Holder

- 42 Tristan Yeomans, 6-2, 190, So-JC
86 Grant McKinniss, 6-1, 210, Fr-HS

DEFENSE

Strongside Linebacker

- 41 Josh Allen, 6-5, 230, So-1L
47 Jordan Bonner, 6-5, 220, So-JC

Defensive Tackle

- 99 Adrian Middleton, 6-3, 303, So-1L
98 Tymere Dubose, 6-5, 320, So-1L

Nose Guard

- 69 Matt Elam, 6-7, 360, Jr-2L
77 Naquez Pringle, 6-3, 320, Jr-JC

Defensive End

- 94 Courtney Miggins, 6-5, 285, Sr-1L
92 Alvonte Bell, 6-5, 260, Jr-JC

Defensive End/ Outside Linebacker

- 35 Denzil Ware, 6-2, 255, So-1L
44 De'Niro Laster, 6-4, 241, Jr-Tr

Nickelback

- 24 Blake McClain, 5-11, 200, Sr-3L
5 Kendall Randolph, 6-0, 182, Jr-2L

Middle Linebacker

- 51 Courtney Love, 6-2, 242, Jr-Tr
56 Kash Daniel, 6-1, 241, Fr-HS

Weakside Linebacker

- 34 Jordan Jones, 6-2, 220, So-1L
32 Eli Brown, 6-2, 215, Fr-RS

Cornerback

- 29 Derrick Baity, 6-3, 182, So-1L
3 Jordan Griffin, 6-0, 177, Fr-HS
or Davonte Robinson, 6-2, 187, Fr-HS

Cornerback

- 21 Chris Westry, 6-4, 195, So-1L
11 J.D. Harmon, 6-2, 200, Sr-3L

Strong Safety

- 27 Mike Edwards, 6-0, 200, So-1L
5 Kendall Randolph, 6-0, 182, Jr-2L

Free Safety

- 24 Blake McClain, 5-11, 200, Sr-3L
or 15 Marcus McWilson, 6-0, 210, Sr-3L



2016 Kentucky Football

Kentucky Combined Team Statistics (as of Sep 24, 2016)

All games



Date	Opponent	Score	Att.
Sep 03, 2016	SOUTHERN MISS	L 35-44	57230
* Sep 10, 2016	at Florida	L 7-45	85821
Sep 17, 2016	NEW MEXICO STATE	W 62-42	49669
* Sep 24, 2016	SOUTH CAROLINA	W 17-10	51702

Record:	Overall	Home	Away	Neutral
All games	2-2	2-1	0-1	0-0
Conference	1-1	1-0	0-1	0-0
Non-Conference	1-1	1-1	0-0	0-0

Rushing	gp-gs	att	gain	loss	net	avg	td	lg	avg/g
S. Williams	4-3	58	476	12	464	8.0	2	63	116.0
Benny Snell	4-0	33	214	5	209	6.3	5	18	52.2
Stephen Johnson	3-1	30	110	44	66	2.2	0	9	22.0
Jojo Kemp	3-1	17	41	5	36	2.1	2	7	12.0
Jeff Badet	4-4	1	25	0	25	25.0	0	25	6.2
Mikel Horton	3-0	3	12	0	12	4.0	0	5	4.0
Total	4	160	909	122	787	4.9	9	63	196.8
Opponents	4	198	908	88	820	4.1	9	36	205.0

Passing	gp-gs	effic	comp-att-int	pct	yds	td	lg	avg/g
Stephen Johnson	3-1	177.41	29-44-1	65.9	490	3	72	163.3
Drew Barker	3-3	136.82	18-36-5	50.0	334	4	72	111.3
TM	4-0	0.00	0-1-0	0.0	0	0	0	0.0
Tristan Yeomans	4-0	16.00	1-1-0	100.0	-10	0	0	-2.5
Total	4	155.46	48-82-6	58.5	814	7	72	203.5
Opponents	4	138.71	69-125-6	55.2	1032	9	78	258.0

Receiving	gp-gs	no.	yds	avg	td	lg	avg/g
Garrett Johnson	4-4	13	212	16.3	2	53	53.0
Jeff Badet	4-4	8	245	30.6	1	72	61.2
C.J. Conrad	4-2	7	146	20.9	3	72	36.5
Ryan Timmons	4-2	6	72	12.0	0	18	18.0
T. Richardson	4-3	4	96	24.0	0	41	24.0
S. Williams	4-3	3	23	7.7	0	15	5.8
Greg Hart	4-0	2	16	8.0	0	11	4.0
Kayaune Ross	4-0	2	10	5.0	1	9	2.5
Jojo Kemp	3-1	1	4	4.0	0	4	1.3
Sihem King	4-0	1	0	0.0	0	0	0.0
A. MacGinnis	4-1	1	-10	-10.0	0	0	-2.5
Total	4	48	814	17.0	7	72	203.5
Opponents	4	69	1032	15.0	9	78	258.0

Field Goals	fg	pct.	01-19	20-29	30-39	40-49	50-99	lg	blk
A. MacGinnis	1-2	50.0	0-0	0-0	1-2	0-0	0-0	30	0

Scoring	td	fg	PAT				dxp	saf	pts
Benny Snell	5	-	kick	rush	rcv	pass	-	-	30
A. MacGinnis	-	1-2	16-17	-	-	-	-	-	19
C.J. Conrad	3	-	-	-	-	-	-	-	18
S. Williams	2	-	-	-	-	-	-	-	12
Garrett Johnson	2	-	-	-	-	-	-	-	12
Jojo Kemp	2	-	-	-	-	-	-	-	12
Kayaune Ross	1	-	-	-	-	-	-	-	6
Jeff Badet	1	-	-	-	-	-	-	-	6
Charles Walker	1	-	-	-	-	-	-	-	6
Total	17	1-2	16-17	-	-	-	-	-	121
Opponents	18	5-7	18-18	-	-	-	-	-	141

Score by Quarters	1st	2nd	3rd	4th	OT	Total
Kentucky	35	38	21	27	0	121
Opponents	42	41	45	13	0	141

		Tackles					Sacks		Pass defense			Fumbles		blkd		
##	Defensive Leaders	gp-gs	ua	a	tot	tfl/yds	no-yds		int-yds	brup	qbh	rcv-yds	ff	kick	saf	
34	Jordan Jones	4-4	30	13	43	3.5-15	1.0-10		.	2	2
27	Mike Edwards	4-4	16	15	31	2.0-6	.		.	6
51	Courtney Love	4-4	10	14	24	1
24	Blake McClain	4-4	11	11	22	.	.		2-20	1
41	Josh Allen	4-2	13	9	22	3.0-19	3.0-19		.	.	1	.	1	.	.	.
1M	Marcus McWilson	4-0	6	13	19	0.5-0
11	J.D. Harmon	4-0	9	8	17	.	.		2-0	1
35	Denzil Ware	4-4	7	10	17	4.5-36	3.0-34		.	.	2
Total		4	174	162	336	22-91	8-65		6-30	18	8	.	2	.	.	.
Opponents		4	140	126	266	27-129	13-92		6-18	4	6	6-7	7	1	.	.

Team Statistics	UK	OPP
FIRST DOWNS	74	102
Rushing	41	48
Passing	28	47
Penalty	5	7
RUSHING YARDAGE	787	820
Rushing Attempts	160	198
Average Per Rush	4.9	4.1
Average Per Game	196.8	205.0
TDs Rushing	9	9
PASSING YARDAGE	814	1032
Comp-Att-Int	48-82-6	69-125-6
Average Per Pass	9.9	8.3
Average Per Catch	17.0	15.0
Average Per Game	203.5	258.0
TDs Passing	7	9
TOTAL OFFENSE	1601	1852
Average Per Play	6.6	5.7
Average Per Game	400.2	463.0
KICK RETURNS: #-Yards	14-334	14-235
PUNT RETURNS: #-Yards	6-109	4-9
INT RETURNS: #-Yards	6-30	6-18
FUMBLES-LOST	9-6	2-0
PENALTIES-Yards	23-217	23-203
PUNTS-AVG	18-39.8	20-41.3
TIME OF POSSESSION/Game	27:14	32:47
3RD-DOWN Conversions	16/44	33/65
4TH-DOWN Conversions	1/2	2/4

Interceptions	no.	yds	avg	td	lg
J.D. Harmon	2	0	0.0	0	0
Derrick Baity	2	10	5.0	0	10
Blake McClain	2	20	10.0	0	20

Punting	no.	yds	avg	lg	tb	fc	i20	50+	blk
Grant McKinniss	17	693	40.8	53	1	4	3	2	1
TM	1	24	24.0	24	0	0	0	0	0

Punt Returns	no.	yds	avg	td	lg
Charles Walker	6	109	18.2	1	65
Total	6	109	18.2	1	65
Opponents	4	9	2.2	0	5

Kick Returns	no.	yds	avg	td	lg
Benny Snell	4	102	25.5	0	32
Sihem King	3	70	23.3	0	27
Jojo Kemp	3	75	25.0	0	32
J.D. Harmon	2	43	21.5	0	27
Jeff Badet	2	44	22.0	0	28
Total	14	334	23.9	0	32
Opponents	14	235	16.8	0	21



2016 Kentucky Football
Kentucky Game Results (as of Sep 24, 2016)
All games



Date	Opponent		Score	Overall	Conference	Time	Attend
Sep 03, 2016	SOUTHERN MISS	L	35-44	0-1	0-0	3:47	57230
* Sep 10, 2016	at Florida	L	7-45	0-2	0-1	3:23	85821
Sep 17, 2016	NEW MEXICO STATE	W	62-42	1-2	0-1	3:33	49669
* Sep 24, 2016	SOUTH CAROLINA	W	17-10	2-2	1-1	3:15	51702



2016 Kentucky Football
Kentucky Overall Team Statistics (as of Sep 24, 2016)
All games



Team Statistics	UK	OPP
SCORING	121	141
Points Per Game	30.2	35.2
Points Off Turnovers	21	52
FIRST DOWNS	74	102
Rushing	41	48
Passing	28	47
Penalty	5	7
RUSHING YARDAGE	787	820
Yards gained rushing	909	908
Yards lost rushing	122	88
Rushing Attempts	160	198
Average Per Rush	4.9	4.1
Average Per Game	196.8	205.0
TDs Rushing	9	9
PASSING YARDAGE	814	1032
Comp-Att-Int	48-82-6	69-125-6
Average Per Pass	9.9	8.3
Average Per Catch	17.0	15.0
Average Per Game	203.5	258.0
TDs Passing	7	9
TOTAL OFFENSE	1601	1852
Total Plays	242	323
Average Per Play	6.6	5.7
Average Per Game	400.2	463.0
KICK RETURNS: #-Yards	14-334	14-235
PUNT RETURNS: #-Yards	6-109	4-9
INT RETURNS: #-Yards	6-30	6-18
KICK RETURN AVERAGE	23.9	16.8
PUNT RETURN AVERAGE	18.2	2.2
INT RETURN AVERAGE	5.0	3.0
FUMBLES-LOST	9-6	2-0
PENALTIES-Yards	23-217	23-203
Average Per Game	54.2	50.8
PUNTS-Yards	18-717	20-826
Average Per Punt	39.8	41.3
Net punt average	38.2	34.8
KICKOFFS-Yards	22-1392	26-1630
Average Per Kick	63.3	62.7
Net kick average	43.5	40.2
TIME OF POSSESSION/Game	27:14	32:47
3RD-DOWN Conversions	16/44	33/65
3rd-Down Pct	36%	51%
4TH-DOWN Conversions	1/2	2/4
4th-Down Pct	50%	50%
SACKS BY-Yards	8-65	13-92
MISC YARDS	0	0
TOUCHDOWNS SCORED	17	18
FIELD GOALS-ATTEMPTS	1-2	5-7
ON-SIDE KICKS	0-0	0-1
RED-ZONE SCORES	(11-13) 85%	(15-17) 88%
RED-ZONE TOUCHDOWNS	(10-13) 77%	(12-17) 71%
PAT-ATTEMPTS	(16-17) 94%	(18-18) 100%
ATTENDANCE	158601	85821
Games/Avg Per Game	3/52867	1/85821
Neutral Site Games		0/0

Score by Quarters	1st	2nd	3rd	4th	OT	Total
Kentucky	35	38	21	27	0	121
Opponents	42	41	45	13	0	141



2016 Kentucky Football
Kentucky Overall Individual Statistics (as of Sep 24, 2016)
All games



Rushing	gp-gs	att	gain	loss	net	avg	td	lg	avg/g
S. Williams	4-3	58	476	12	464	8.0	2	63	116.0
Benny Snell	4-0	33	214	5	209	6.3	5	18	52.2
Stephen Johnson	3-1	30	110	44	66	2.2	0	9	22.0
Jojo Kemp	3-1	17	41	5	36	2.1	2	7	12.0
Jeff Badet	4-4	1	25	0	25	25.0	0	25	6.2
Mikel Horton	3-0	3	12	0	12	4.0	0	5	4.0
TM	4-0	4	0	2	-2	-0.5	0	0	-0.5
Drew Barker	3-3	14	31	54	-23	-1.6	0	14	-7.7
Total	4	160	909	122	787	4.9	9	63	196.8
Opponents	4	198	908	88	820	4.1	9	36	205.0

Passing	gp-gs	effic	comp-att-int	pct	yds	td	lg	avg/g
Stephen Johnson	3-1	177.41	29-44-1	65.9	490	3	72	163.3
Drew Barker	3-3	136.82	18-36-5	50.0	334	4	72	111.3
TM	4-0	0.00	0-1-0	0.0	0	0	0	0.0
Tristan Yeomans	4-0	16.00	1-1-0	100.0	-10	0	0	-2.5
Total	4	155.46	48-82-6	58.5	814	7	72	203.5
Opponents	4	138.71	69-125-6	55.2	1032	9	78	258.0

Receiving	gp-gs	no.	yds	avg	td	lg	avg/g
Garrett Johnson	4-4	13	212	16.3	2	53	53.0
Jeff Badet	4-4	8	245	30.6	1	72	61.2
C.J. Conrad	4-2	7	146	20.9	3	72	36.5
Ryan Timmons	4-2	6	72	12.0	0	18	18.0
T. Richardson	4-3	4	96	24.0	0	41	24.0
S. Williams	4-3	3	23	7.7	0	15	5.8
Greg Hart	4-0	2	16	8.0	0	11	4.0
Kayaune Ross	4-0	2	10	5.0	1	9	2.5
Jojo Kemp	3-1	1	4	4.0	0	4	1.3
Sihem King	4-0	1	0	0.0	0	0	0.0
A. MacGinnis	4-1	1	-10	-10.0	0	0	-2.5
Total	4	48	814	17.0	7	72	203.5
Opponents	4	69	1032	15.0	9	78	258.0

Punt Returns	no.	yds	avg	td	lg
Charles Walker	6	109	18.2	1	65
Total	6	109	18.2	1	65
Opponents	4	9	2.2	0	5

Interceptions	no.	yds	avg	td	lg
Derrick Baity	2	10	5.0	0	10
J.D. Harmon	2	0	0.0	0	0
Blake McClain	2	20	10.0	0	20
Total	6	30	5.0	0	20
Opponents	6	18	3.0	0	10

Kick Returns	no.	yds	avg	td	lg
Benny Snell	4	102	25.5	0	32
Jojo Kemp	3	75	25.0	0	32
Sihem King	3	70	23.3	0	27
Jeff Badet	2	44	22.0	0	28
J.D. Harmon	2	43	21.5	0	27
Total	14	334	23.9	0	32
Opponents	14	235	16.8	0	21

Fumble Returns	no.	yds	avg	td	lg
Total	0	0	0.0	0	0
Opponents	1	7	7.0	0	7



2016 Kentucky Football
Kentucky Overall Individual Statistics (as of Sep 24, 2016)
All games



Scoring	td	fg	PAT				dxp	saf	pts
			kick	rush	rcv	pass			
Benny Snell	5	-	-	-	-	-	-	-	30
A. MacGinnis	-	1-2	16-17	-	-	-	-	-	19
C.J. Conrad	3	-	-	-	-	-	-	-	18
Jojo Kemp	2	-	-	-	-	-	-	-	12
Garrett Johnson	2	-	-	-	-	-	-	-	12
S. Williams	2	-	-	-	-	-	-	-	12
Jeff Badet	1	-	-	-	-	-	-	-	6
Charles Walker	1	-	-	-	-	-	-	-	6
Kayaune Ross	1	-	-	-	-	-	-	-	6
Total	17	1-2	16-17	-	-	-	-	-	121
Opponents	18	5-7	18-18	-	-	-	-	-	141

Total Offense	g	plays	rush	pass	total	avg/g
Stephen Johnson	3	74	66	490	556	185.3
S. Williams	4	58	464	0	464	116.0
Drew Barker	3	50	-23	334	311	103.7
Benny Snell	4	33	209	0	209	52.2
Jojo Kemp	3	17	36	0	36	12.0
Jeff Badet	4	1	25	0	25	6.2
Mikel Horton	3	3	12	0	12	4.0
TM	4	5	-2	0	-2	-0.5
Tristan Yeomans	4	1	0	-10	-10	-2.5
Total	4	242	787	814	1601	400.2
Opponents	4	323	820	1032	1852	463.0

Field Goals	fg	pct.	01-19	20-29	30-39	40-49	50-99	lg	blk
A. MacGinnis	1-2	50.0	0-0	0-0	1-2	0-0	0-0	30	0

FG Sequence	Kentucky	Opponents
Southern Miss	-	(31),(49),(25)
Florida	34	42,(54),48
New Mexico State	-	-
South Carolina	(30)	(35)

Numbers in (parentheses) indicate field goal was made.

Punting	no.	yds	avg	lg	tb	fc	i20	50+	blk
Grant McKinniss	17	693	40.8	53	1	4	3	2	1
TM	1	24	24.0	24	0	0	0	0	0
Total	18	717	39.8	53	1	4	3	2	1
Opponents	20	826	41.3	55	1	7	6	2	0

Kickoffs	no.	yds	avg	tb	ob	retn	net	ydln
A. MacGinnis	22	1392	63.3	8	0			
Total	22	1392	63.3	8	0	16.8	43.5	21
Opponents	26	1630	62.7	10	2	23.9	40.2	24



2016 Kentucky Football
Kentucky Overall Individual Statistics (as of Sep 24, 2016)
All games



All Purpose	g	rush	rcv	pr	kr	ir	total	avg/g
S. Williams	4	464	23	0	0	0	487	121.8
Jeff Badet	4	25	245	0	44	0	314	78.5
Benny Snell	4	209	0	0	102	0	311	77.8
Garrett Johnson	4	0	212	0	0	0	212	53.0
C.J. Conrad	4	0	146	0	0	0	146	36.5
Jojo Kemp	3	36	4	0	75	0	115	38.3
Charles Walker	4	0	0	109	0	0	109	27.2
T. Richardson	4	0	96	0	0	0	96	24.0
Ryan Timmons	4	0	72	0	0	0	72	18.0
Sihiem King	4	0	0	0	70	0	70	17.5
Stephen Johnso	3	66	0	0	0	0	66	22.0
J.D. Harmon	4	0	0	0	43	0	43	10.8
Blake McClain	4	0	0	0	0	20	20	5.0
Greg Hart	4	0	16	0	0	0	16	4.0
Mikel Horton	3	12	0	0	0	0	12	4.0
Derrick Baity	4	0	0	0	0	10	10	2.5
Kayaune Ross	4	0	10	0	0	0	10	2.5
TM	4	-2	0	0	0	0	-2	-0.5
A. MacGinnis	4	0	-10	0	0	0	-10	-2.5
Drew Barker	3	-23	0	0	0	0	-23	-7.7
Total	4	787	814	109	334	30	2074	518.5
Opponents	4	820	1032	9	235	18	2114	528.5



2016 Kentucky Football
Kentucky Overall Defensive Statistics (as of Sept. 24, 2016)
All Games



DEFENSIVE LEADERS	GP-GS	Tackles				Sacks No-Yards	Pass Defense			Fumbles		Blkd	
		Solo	Ast	Total	TFL/Yds		Int-Yds	BrUp	QBH	Rcv-Yds	FF	Kick	Saf
34	Jordan Jones	4-4	30	13	43	3.5-15	1.0-10	.	2	2	.	.	.
27	Mike Edwards	4-4	16	15	31	2.0-6	.	.	6
51	Courtney Love	4-4	10	14	24	.	.	.	1
41	Josh Allen	4-2	13	9	22	3.0-19	3.0-19	.	.	1	1	.	.
24	Blake McClain	4-4	11	11	22	.	.	2-20	1
15	Marcus McWilson	4-0	6	13	19	0.5-0
11	J.D. Harmon	4-0	9	8	17	.	.	2-0	1
35	Denzil Ware	4-4	7	10	17	4.5-36	3.0-34	.	.	2	.	.	.
92	Alvonte Bell	4-2	8	8	16	0.5-1	0.5-1	.	.	1	.	.	.
94	C. Miggins	4-4	6	9	15	3.0-5	.	.	3	.	1	.	.
29	Derrick Baity	4-4	14	.	14	.	.	2-10	3	1	.	.	.
21	Chris Westry	4-4	10	3	13	0.5-1	.	.	2
77	Naquez Pringle	3-0	5	7	12	1.5-2	0.5-1
8	Kobie Walker	3-2	2	8	10	0.5-1
44	De'Niro Laster	4-0	4	6	10	1.0-1
5	K. Randolph	4-0	5	4	9	1.0-3
99	A. Middleton	4-2	4	5	9	0.5-1
32	Eli Brown	4-0	2	3	5
90	T.J. Carter	2-0	2	2	4
69	Matt Elam	4-4	1	3	4
98	Tymere Dubose	3-0	3	1	4
22	Sihem King	4-0	1	1	2
16	Marcus Walker	2-0	1	1	2
56	Kash Daniel	4-0	1	1	2
80	T. Richardson	4-3	.	1	1
42	Tristan Yeomans	4-0	.	1	1
87	C.J. Conrad	4-2	1	.	1
26	Benny Snell	4-0	.	1	1
18	S. Williams	4-3	.	1	1
3	Jordan Griffin	1-0	1	.	1
40	Nico Farios	4-0	.	1	1
68	Nick Haynes	4-4	.	1	1
45	J. Bannerman	1-0	.	1	1
9	Garrett Johnson	4-4	1	.	1
Total.....		4-0	174	162	336	22-91	8-65	6-30	18	8	.	2	.
Opponents.....		4-0	140	126	266	27.0-129	13-92	6-18	4	6	6-7	7	1



2016 Kentucky Football

Kentucky Team Game-by-Game (as of Sep 24, 2016)

All games



TEAM STATISTICS

Date	Opponent	Rushing				Receiving				Passing				Kick Returns				Punt Returns				tot off
		no.	yds	td	lg	no.	yds	td	lg	cmp-att-int	yds	td	lg	no.	yds	td	lg	no.	yds	td	lg	
Sep 03	SOUTHERN MISS	25	96	1	36	16	313	4	72	16-25-1	313	4	72	8	188	0	32	0	0	0	0	409
Sep 10	at Florida	34	94	1	25	3	55	0	45	3-14-3	55	0	45	2	48	0	25	0	0	0	0	149
Sep 17	NEW MEXICO STATE	51	381	5	63	18	311	3	72	18-24-1	311	3	72	3	66	0	28	5	101	1	65	692
Sep 24	SOUTH CAROLINA	50	216	2	43	11	135	0	28	11-19-1	135	0	28	1	32	0	32	1	8	0	8	351
Kentucky		160	787	9	63	48	814	7	72	48-82-6	814	7	72	14	334	0	32	6	109	1	65	1601
		198	820	9	36	69	1032	9	78	69-125-6	1032	9	78	14	235	0	21	4	9	0	5	1852

Games: 4 • Avg/rush: 4.9 • Avg/catch: 17.0 • Pass effic: 155.46 • KR avg: 23.9 • PR avg: 18.2 • All purpose avg/game: 518.5 • Total offense avg/gm: 400.2

		Tackles				Sacks	Fumble		Pass Defense			blkd	PAT Attempts			off			
Date	Opponent	ua	a	total	tfl-yds	no-yds	ff	fr-yds	int-yds	qbh	brup	kick	kick	rush	rcv	saf	t/o	pts	
Sep 03	SOUTHERN MISS	54	60	114	9.0-41	3.0-31	2	0-0	3-0	2	4	0	5-5	0	0	0	14	35	
Sep 10	at Florida	40	44	84	3.0-3	0.0-0	0	0-0	1-10	2	3	0	1-1	0	0	0	0	7	
Sep 17	NEW MEXICO STATE	42	32	74	4.0-13	1.0-4	0	0-0	2-20	2	7	0	8-9	0	0	0	7	62	
Sep 24	SOUTH CAROLINA	38	26	64	6.0-34	4.0-30	0	0-0	0-0	2	4	0	2-2	0	0	0	0	17	
Kentucky		174	162	336	22.0-91	8.0-65	2	0-0	6-30	8	18	0	16-17	0	0	0	0	21	121
		140	126	266	27.0-129	13.0-92	7	6-7	6-18	6	4	1	18-18	0	0	0	0	52	141

		Punting									Field Goals			Kickoffs				
Date	Opponent	no.	yds	avg	long	blkd	tb	fc	50+	i20	md-att	long	blkd	no.	yds	avg	tb	ob
Sep 03	SOUTHERN MISS	5	171	34.2	45	1	0	2	0	2	0-0	0	0	6	367	61.2	0	0
Sep 10	at Florida	5	217	43.4	53	0	0	0	1	1	0-1	0	0	2	123	61.5	0	0
Sep 17	NEW MEXICO STATE	3	125	41.7	48	0	1	1	0	0	0-0	0	0	10	647	64.7	6	0
Sep 24	SOUTH CAROLINA	5	204	40.8	53	0	0	1	1	0	1-1	30	0	4	255	63.8	2	0
Kentucky		18	717	39.8	53	1	1	4	2	3	1-2	30	0	22	1392	63.3	8	0
		20	826	41.3	55	0	1	7	2	6	5-7	54	0	26	1630	62.7	10	2



2016 Kentucky Football

Kentucky Opponent Game-by-Game (as of Sep 24, 2016)

All games



OPPONENT STATISTICS

Date	Opponent	Rushing				Receiving				Passing				Kick Returns				Punt Returns				tot off
		no.	yds	td	lg	no.	yds	td	lg	cmp-att-int	yds	td	lg	no.	yds	td	lg	no.	yds	td	lg	
Sep 03	SOUTHERN MISS	68	262	3	14	18	258	2	71	18-28-3	258	2	71	6	96	0	17	0	0	0	0	520
Sep 10	at Florida	50	244	2	36	19	320	4	78	19-33-1	320	4	78	2	32	0	21	3	4	0	3	564
Sep 17	NEW MEXICO STATE	45	223	3	16	17	277	3	55	17-34-2	277	3	55	4	69	0	19	0	0	0	0	500
Sep 24	SOUTH CAROLINA	35	91	1	12	15	177	0	30	15-30-0	177	0	30	2	38	0	21	1	5	0	5	268
Opponents		198	820	9	36	69	1032	9	78	69-125-6	1032	9	78	14	235	0	21	4	9	0	5	1852
		160	787	9	63	48	814	7	72	48-82-6	814	7	72	14	334	0	32	6	109	1	65	1601

Games: 4 • Avg/rush: 4.1 • Avg/catch: 15.0 • Pass effic: 138.71 • KR avg: 16.8 • PR avg: 2.2 • All purpose avg/game: 528.5 • Total offense avg/gm: 463.0

		Tackles				Sacks	Fumble		Pass Defense			blkd	PAT Attempts			off		
Date	Opponent	ua	a	total	tfl-yds	no-yds	ff	fr-yds	int-yds	qbh	brup	kick	kick	rush	rcv	saf	t/o	pts
Sep 03	SOUTHERN MISS	37	12	49	9.0-45	4.0-29	2	2-7	1-0	3	2	1	5-5	0	0	0	10	44
Sep 10	at Florida	29	20	49	8.0-34	5.0-26	1	1-0	3-8	1	0	0	6-6	0	0	0	28	45
Sep 17	NEW MEXICO STATE	35	56	91	4.0-8	0.0-0	2	2-0	1-10	1	1	0	6-6	0	0	0	14	42
Sep 24	SOUTH CAROLINA	39	38	77	6.0-42	4.0-37	2	1-0	1-0	1	1	0	1-1	0	0	0	0	10
Opponents		140	126	266	27.0-129	13.0-92	7	6-7	6-18	6	4	1	18-18	0	0	0	52	141
		174	162	336	22.0-91	8.0-65	2	0-0	6-30	8	18	0	16-17	0	0	0	21	121

		Punting									Field Goals			Kickoffs				
Date	Opponent	no.	yds	avg	long	blkd	tb	fc	50+	i20	md-att	long	blkd	no.	yds	avg	tb	ob
Sep 03	SOUTHERN MISS	3	136	45.3	48	0	0	2	0	0	3-3	49	0	8	464	58.0	0	0
Sep 10	at Florida	1	54	54.0	54	0	1	0	1	0	1-3	54	0	8	524	65.5	5	1
Sep 17	NEW MEXICO STATE	8	337	42.1	55	0	0	1	1	1	0-0	0	0	7	448	64.0	4	0
Sep 24	SOUTH CAROLINA	8	299	37.4	44	0	0	4	0	5	1-1	35	0	3	194	64.7	1	1
Opponents		20	826	41.3	55	0	1	7	2	6	5-7	54	0	26	1630	62.7	10	2
		18	717	39.8	53	1	1	4	2	3	1-2	30	0	22	1392	63.3	8	0



2016 Kentucky Football
Kentucky Game Superlatives (as of Sep 24, 2016)
All games



INDIVIDUAL GAME HIGHS

Rushes	18	S. Williams vs New Mexico State (Sep 17, 2016)
Yards Rushing	181	S. Williams vs New Mexico State (Sep 17, 2016)
TD Rushes	4	Benny Snell vs New Mexico State (Sep 17, 2016)
Long Rush	63	S. Williams vs New Mexico State (Sep 17, 2016)
Pass attempts	24	Drew Barker vs Southern Miss (Sep 03, 2016)
Pass completions	17	Stephen Johnson vs New Mexico State (Sep 17, 2016)
Yards Passing	323	Drew Barker vs Southern Miss (Sep 03, 2016)
TD Passes	4	Drew Barker vs Southern Miss (Sep 03, 2016)
Long Pass	72	Drew Barker vs Southern Miss (Sep 03, 2016)
	72	Stephen Johnson vs New Mexico State (Sep 17, 2016)
Receptions	6	Garrett Johnson vs Southern Miss (Sep 03, 2016)
Yards Receiving	143	Garrett Johnson vs Southern Miss (Sep 03, 2016)
TD Receptions	3	C.J. Conrad vs New Mexico State (Sep 17, 2016)
Long Reception	72	Jeff Badet vs Southern Miss (Sep 03, 2016)
	72	C.J. Conrad vs New Mexico State (Sep 17, 2016)
Field Goals	1	A. MacGinnis vs South Carolina (Sep 24, 2016)
Long Field Goal	30	A. MacGinnis vs South Carolina (Sep 24, 2016)
Punts	5	Grant McKinniss at Florida (Sep 10, 2016)
	5	Grant McKinniss vs South Carolina (Sep 24, 2016)
Punting Avg	43.4	Grant McKinniss at Florida (Sep 10, 2016)
Long Punt	53	Grant McKinniss at Florida (Sep 10, 2016)
	53	Grant McKinniss vs South Carolina (Sep 24, 2016)
Punts inside 20	2	Grant McKinniss vs Southern Miss (Sep 03, 2016)
Long Punt Return	65	Charles Walker vs New Mexico State (Sep 17, 2016)
Long Kickoff Return	32	Jojo Kemp vs Southern Miss (Sep 03, 2016)
	32	Benny Snell vs South Carolina (Sep 24, 2016)
Tackles	19	Jordan Jones vs Southern Miss (Sep 03, 2016)
Sacks	2.0	Denzil Ware vs South Carolina (Sep 24, 2016)
Tackles For Loss	2.0	Jordan Jones vs Southern Miss (Sep 03, 2016)
	2.0	Denzil Ware vs Southern Miss (Sep 03, 2016)
	2.0	C. Miggins vs Southern Miss (Sep 03, 2016)
	2.0	Denzil Ware vs South Carolina (Sep 24, 2016)
Interceptions	2	J.D. Harmon vs Southern Miss (Sep 03, 2016)



2016 Kentucky Football
Kentucky Game Superlatives (as of Sep 24, 2016)
All games



TEAM GAME HIGHS

Rushes	51	vs New Mexico State (Sep 17, 2016)
Yards Rushing	381	vs New Mexico State (Sep 17, 2016)
Yards Per Rush	7.5	vs New Mexico State (Sep 17, 2016)
TD Rushes	5	vs New Mexico State (Sep 17, 2016)
Pass attempts	25	vs Southern Miss (Sep 03, 2016)
Pass completions	18	vs New Mexico State (Sep 17, 2016)
Yards Passing	313	vs Southern Miss (Sep 03, 2016)
Yards Per Pass	13.0	vs New Mexico State (Sep 17, 2016)
TD Passes	4	vs Southern Miss (Sep 03, 2016)
Total Plays	75	vs New Mexico State (Sep 17, 2016)
Total Offense	692	vs New Mexico State (Sep 17, 2016)
Yards Per Play	9.2	vs New Mexico State (Sep 17, 2016)
Points	62	vs New Mexico State (Sep 17, 2016)
Sacks By	4	vs South Carolina (Sep 24, 2016)
First Downs	28	vs New Mexico State (Sep 17, 2016)
Penalties	11	vs New Mexico State (Sep 17, 2016)
Penalty Yards	87	vs New Mexico State (Sep 17, 2016)
Turnovers	4	at Florida (Sep 10, 2016)
Interceptions By	3	vs Southern Miss (Sep 03, 2016)
Punts	5	vs Southern Miss (Sep 03, 2016)
	5	at Florida (Sep 10, 2016)
	5	vs South Carolina (Sep 24, 2016)
Punting Avg	43.4	at Florida (Sep 10, 2016)
Long Punt	53	at Florida (Sep 10, 2016)
	53	vs South Carolina (Sep 24, 2016)
Punts inside 20	2	vs Southern Miss (Sep 03, 2016)
Long Punt Return	65	vs New Mexico State (Sep 17, 2016)



2016 Kentucky Football
Kentucky Game Superlatives (as of Sep 24, 2016)
All games



OPPONENT INDIVIDUAL GAME HIGHS

Rushes	36	SMITH, Ito, vs Southern Miss (Sep 03, 2016)
Yards Rushing	173	SMITH, Ito, vs Southern Miss (Sep 03, 2016)
TD Rushes	2	MULLENS, Nick, vs Southern Miss (Sep 03, 2016)
	2	Rogers,Tyler, vs New Mexico State (Sep 17, 2016)
Long Rush	36	Perine,L., at Florida (Sep 10, 2016)
Pass attempts	33	Rogers,Tyler, vs New Mexico State (Sep 17, 2016)
Pass completions	19	Del Rio,L., at Florida (Sep 10, 2016)
Yards Passing	320	Del Rio,L., at Florida (Sep 10, 2016)
TD Passes	4	Del Rio,L., at Florida (Sep 10, 2016)
Long Pass	78	Del Rio,L., at Florida (Sep 10, 2016)
Receptions	7	Hayden Hurst, vs South Carolina (Sep 24, 2016)
Yards Receiving	129	Callaway,A., at Florida (Sep 10, 2016)
TD Receptions	2	Boone,Johnathan, vs New Mexico State (Sep 17, 2016)
Long Reception	78	Callaway,A., at Florida (Sep 10, 2016)
Field Goals	3	SHAUNFIELD, P., vs Southern Miss (Sep 03, 2016)
Long Field Goal	54	Pineiro,E., at Florida (Sep 10, 2016)
Punts	8	Theisler,Peyton, vs New Mexico State (Sep 17, 2016)
	8	Sean Kelly, vs South Carolina (Sep 24, 2016)
Punting Avg	54.0	Townsend,J., at Florida (Sep 10, 2016)
Long Punt	55	Theisler,Peyton, vs New Mexico State (Sep 17, 2016)
Punts inside 20	5	Sean Kelly, vs South Carolina (Sep 24, 2016)
Long Punt Return	5	Rashad Fenton, vs South Carolina (Sep 24, 2016)
Long Kickoff Return	21	Callaway,A., at Florida (Sep 10, 2016)
	21	A.J. Turner, vs South Carolina (Sep 24, 2016)
Tackles	12	Butler,Rodney, vs New Mexico State (Sep 17, 2016)
Sacks	3.0	Darius English, vs South Carolina (Sep 24, 2016)
Tackles For Loss	3.0	Darius English, vs South Carolina (Sep 24, 2016)
Interceptions	1	COLLINS, Trae, vs Southern Miss (Sep 03, 2016)
	1	Wilson,Q., at Florida (Sep 10, 2016)
	1	Maye,M., at Florida (Sep 10, 2016)
	1	Tabor,J., at Florida (Sep 10, 2016)
	1	Wright,Jaden, vs New Mexico State (Sep 17, 2016)
	1	D.J. Smith, vs South Carolina (Sep 24, 2016)



2016 Kentucky Football
Kentucky Game Superlatives (as of Sep 24, 2016)
All games



OPPONENT TEAM GAME HIGHS

Rushes	68	vs Southern Miss (Sep 03, 2016)
Yards Rushing	262	vs Southern Miss (Sep 03, 2016)
Yards Per Rush	5.0	vs New Mexico State (Sep 17, 2016)
TD Rushes	3	vs Southern Miss (Sep 03, 2016)
	3	vs New Mexico State (Sep 17, 2016)
Pass attempts	34	vs New Mexico State (Sep 17, 2016)
Pass completions	19	at Florida (Sep 10, 2016)
Yards Passing	320	at Florida (Sep 10, 2016)
Yards Per Pass	9.7	at Florida (Sep 10, 2016)
TD Passes	4	at Florida (Sep 10, 2016)
Total Plays	96	vs Southern Miss (Sep 03, 2016)
Total Offense	564	at Florida (Sep 10, 2016)
Yards Per Play	6.8	at Florida (Sep 10, 2016)
Points	45	at Florida (Sep 10, 2016)
Sacks By	5	at Florida (Sep 10, 2016)
First Downs	32	vs Southern Miss (Sep 03, 2016)
Penalties	7	vs Southern Miss (Sep 03, 2016)
Penalty Yards	75	at Florida (Sep 10, 2016)
Turnovers	3	vs Southern Miss (Sep 03, 2016)
Interceptions By	3	at Florida (Sep 10, 2016)
Punts	8	vs New Mexico State (Sep 17, 2016)
	8	vs South Carolina (Sep 24, 2016)
Punting Avg	54.0	at Florida (Sep 10, 2016)
Long Punt	55	vs New Mexico State (Sep 17, 2016)
Punts inside 20	5	vs South Carolina (Sep 24, 2016)
Long Punt Return	5	vs South Carolina (Sep 24, 2016)