



KENTUCKY

2016 FOOTBALL GAME NOTES

GAME 6



VS.



SATURDAY, OCT. 8 • 4 P.M. EDT • SEC NETWORK
LEXINGTON, KY. • COMMONWEALTH STADIUM (61,000)

THE VANDERBILT GAME

KENTUCKY (2-3, 1-2 SEC)

9/3	vs. Southern Miss [ESPNU]	L, 35-44
9/10	at Florida* [CBS]	L, 7-45
9/17	vs. New Mexico St. [SECNA]	W, 62-42
9/24	vs. South Carolina* [SECN]	W, 17-10
10/1	at Alabama* [ESPN]	L, 6-34
10/8	vs. Vanderbilt* [SECN]	4 p.m.
10/22	vs. Mississippi State*	TBD
10/29	at Missouri*	TBD
11/5	vs. Georgia*	TBD
11/12	at Tennessee*	TBD
11/19	vs. Austin Peay	TBD
11/26	at Louisville	TBD

All times ET; * SEC game

VANDERBILT (2-3, 0-2 SEC)

9/1	vs. South Carolina	L, 10-13
9/10	vs. Middle Tennessee	W, 47-24
9/17	at Georgia Tech	L, 7-38
9/24	at Western Kentucky	W, 31-30 (OT)
10/1	vs. Florida*	L, 6-13
10/8	at Kentucky*	4 p.m.
10/15	at Georgia*	TBD
10/22	vs. Tennessee State	TBD
11/5	at Auburn*	TBD
11/12	vs. Missouri*	TBD
11/19	vs. Ole Miss*	TBD
11/26	vs. Tennessee*	TBD

All times ET; * SEC game

ABOUT THE GAME

TV • SEC NETWORK

Play-by-Play	Dave Neal
Analyst	Matt Stinchcomb
Sideline	Olivia Harlan

RADIO • UK SPORTS NETWORK

Play-by-Play	Tom Leach
Analyst	Jeff Picoro
Sideline	Dick Gabriel

SATELLITE RADIO

Channel 190 - XM Channel 83 - Sirius

INTERNET RADIO • www.UKathletics.com

Live Audio - free; Live Stats

TICKETS • ukathletics.com

HASHTAG • #VandyvsUK

KENTUCKY FACES VANDERBILT ON HOMECOMING WEEKEND

Kentucky returns to Commonwealth Stadium with an eye on climbing back to .500 against Southeastern Conference Eastern Division rival Vanderbilt on Saturday afternoon. The Wildcats are coming off a 34-6 loss to No. 1 Alabama in which they played better than the margin of defeat might indicate and still have a potential postseason berth in their sights as the Commodores arrive for a critical game. Saturday is Homecoming at Kentucky.

The Wildcats' defense played a valiant game against the Crimson Tide, allowing 27 points (one Tide score came on a fumble return) to rank as the lowest total the nation's top team had scored this season.

Offensively, it was tough sledding but the Cats did grind out more rushing yards than Alabama's No. 5-rated rush defense entered the contest allowing per game.

GAME CENTER - #VandyvsUK

KENTUCKY WILDCATS	VANDERBILT COMMODORES		
Record:	2-3, 1-2 SEC	Record:	2-3, 0-2 SEC
Ranking:	Not ranked	Ranking:	Not ranked
Coach:	Mark Stoops (Iowa, '89)	Coach:	Derek Mason (N. Arizona, '93)
Record:	14-27 (Fourth season)	Record:	9-20 (3rd season)
at UK:	14-27 (Fourth season)	at VAN:	9-20 (3rd season)
vs. VAN:	1-2	vs. UK:	1-1
Last Game:	L, 6-34 at Alabama (10/1)	Last Game:	L, 6-13 vs. Florida (10/1)
Series:	Tied 42-42-4	Last Meeting:	Vanderbilt won 21-17 in Nashville, 11/14/15
In Lexington:	Kentucky leads 23-15-2		

QUICK NOTES

- This game marks the 101st anniversary of UK's first Homecoming game. For more on Homecoming, see page three of this release.
- UK is looking for a second win in three years against Vanderbilt. The Cats knocked off the Commodores 17-7 in Commonwealth Stadium in 2014 but dropped a heartbreaker 21-17 in Nashville last season.
- Through five games Kentucky's schedule is ranked the 21st-most difficult in the nation. The Wildcats' five previous opponents have a total of 13 victories, tied for most in the country along with Michigan and Tennessee. The combined victory total for all 12 of UK's 2016 opponents is currently 29, tied for fourth nationally.
- Junior quarterback Stephen Johnson currently ranks fourth in the SEC in pass efficiency (149.3). Johnson ranks 30th nationally in completion percentage at 63.6 percent.
- Sophomore linebacker Jordan Jones has been a menace to opposing offenses, registering 51 tackles to rank second among SEC defenders in tackles per game with 10.2. Jones is second in the nation in solo tackles and 20th in total tackles per game. Sophomore safety Mike Edwards ranks fourth in the SEC in tackles per game with 8.6.
- Junior running back Stanley "Boom" Williams has continued to show his brilliance as a rusher this season. Williams ranks fifth in the SEC with 97.2 rushing yards per game. He now has 1,827 career rushing yards, eighth on Kentucky's career rushing list after jumping six players with his 123 yards against South Carolina. He is just the fifth player in school history to rush for 1,700 yards prior to his senior season, the most recent being Derrick Locke in 2009. Williams now has nine career 100-yard rushing games, including two this season.
- True freshman running back Benny Snell Jr. ranks third in rushing TDs in the SEC with five. It is the most rushing TDs by a UK player in the first four games of his freshman season in school history.
- Sophomore tight end C.J. Conrad hauled in three touchdown catches against New Mexico State, the most by any SEC player in a single game this season. Conrad is the first UK tight end with three scoring catches in a game since James Whalen vs. Georgia on Oct. 23, 1999 and the first Cat since Dicky Lyons Jr. vs. Florida on Oct. 20, 2007 to accomplish that feat.
- Kentucky is fourth in the SEC in interceptions with six on the season.
- Kentucky is one of the youngest teams in the nation this season with only 11 total seniors on the 2016 roster. That's the fewest seniors in the nation.

Monday - 3	Tuesday - 4	Wednesday - 5	Thursday - 6	Friday - 7	Saturday - 8	Sunday - 9
Weekly news conference/luncheon. Lunch 11:15 a.m.; Stoops at Noon	Interview request deadline 5:45 p.m. offensive players/ coaches	Interview request deadline 5:30, defen- sive players/coaches Stoops on SEC Teleconference - 12:40 p.m. ET	Coach Stoops post practice - Approx. 5:30 p.m. ET	No availability	Vanderbilt at UK Lexington, Ky. Commonwealth Stadium 4 p.m. ET SEC Network	No availability

QUICK FACTS

Location: Lexington, Ky.
Founded: 1865
Enrollment: 30,000
Nickname: Wildcats
Colors: Blue (PMS 286) and White
Conference: Southeastern (Eastern Division)
Stadium: Commonwealth Stadium (61,000)
President: Dr. Eli Capilouto
Athletics Director: Mitch Barnhart
Faculty Representative: Joseph L. Fink III

COACHING STAFF

Assistant Coaches:

Jimmy Brumbaugh, defensive line
Steve Clinkscale, defensive backs
D.J. Eliot, defensive coordinator,
outside linebackers
Eddie Gran, assistant head coach offense/RBs
Darin Hinshaw, co-offensive coordinator/QBs
Matt House, inside linebackers/
special teams coord.
Vince Marrow, tight ends, recruiting coord.
John Schlarman, offensive line
Lamar Thomas, wide receivers

Graduate Assistant Coaches:

Jonathan Cooley, graduate assistant/defense
Michael Colosimo, graduate assistant/offense
Mark Pelini, graduate assistant/offense
Dillon Sanders, graduate assistant/defense

Quality Control:

Brian Landis, quality control
Tommy Mangino, quality control
Louie Matsakis, quality control

MEDIA RELATIONS STAFF DIRECTORY

Assistant AD/Media Relations/Mark Stoops contact

Tony Neely - 859-257-3838
tneely@uky.edu

Associate Media Relations Director/

Football Contact /Players/Assistant Coaches

Susan Lax - 859-608-5019 (cell)
slax0@uky.edu

Assistant Media Relations Director/

Secondary Football Contact

Matt May - 859-257-8504
matt.may@uky.edu

Senior Assistant Media Relations Director

Credentials and Press Box Coordinator

Evan Crane - 859-257-8431
wesley.crane@uky.edu

Assoc. Media Relations Director

Eric Lindsey - 859-257-8429
eric.lindsey@uky.edu

Senior Assistant Media Relations Director

Deb Moore - 859-257-8506
deb.moore@email.uky.edu

Assistant Media Relations Director

Jake Most - 859-257-3838
jake.most@email.uky.edu

Assistant Media Relations Director

Chris Shoals - 859-257-3652
christopher.shoals@email.uky.edu

Office Coordinator

Stephanie Guy - 859-257-3838
stephanie.guy@uky.edu

MEDIA INFORMATION

UK WEBSITE -- UKATHLETICS.COM

Visit the official University of Kentucky Athletics web site at UKathletics.com. The official Southeastern Conference web site is secsports.com.

UK MEDIA CONFERENCE

Every Monday - excluding bye weeks - head coach Mark Stoops will host a news conference/luncheon in the CWS Media Room inside Gate 1. Lunch will be served at 11:15 a.m. in the recruiting room by Gate 14 with Coach Stoops talking at Noon in the media room. The news conference is streamed live on UKAthletics.com and a written transcript will be emailed on Monday afternoon.

Kentucky game notes and an updated depth chart will released at approximately 11 a.m. ET on Monday.

UK NEWS CONFERENCE VIDEO

The Mark Stoops news conferences held on Mondays during the season will be available to the media for video download through XOS Video. E-mail Susan Lax for access information.

THE MARK STOOPS CALL-IN SHOW

The Mark Stoops Call-In Show with live stream presented by Paul Miller Ford airs Monday nights at 6 p.m. ET with host Tom Leach, UK football and men's basketball play-by-play man. The show is broadcast in Lexington on WLAP-630, online at UKathletics.com and the UK Radio Network affiliates.

SEC HEAD COACHES' TELECONFERENCE

The SEC head coaches' teleconference is on Wednesdays from 11 a.m. to 1 p.m. ET. Coach Mark Stoops' time slot is 12:40 p.m. ET. The call-in number is 877-381-5694. A passcode will be issued each week by the SEC office.

INTERVIEWS WITH STUDENT-ATHLETES/ASSISTANT COACHES

Interviews will be conducted at the new Football Training Center or by telephone at the conclusion of each practice on Tuesdays (offense) and Wednesdays (defense/special teams). Contact Susan Lax for assistance.

UK ATHLETICS' FOOTBALL GAMEDAY SITE

UKathletics.com features an interactive, informative Football Gameday site designed to answer questions for fans that plan on attending the 2016 home games.

The site is broken down into eight categories: Shuttle Info, Directions and Traffic, Parking, Maps, RV Information, Commonwealth Stadium A-Z, About Lexington and Traditions. Should you have additional questions or concerns regarding your Gameday experience, please submit an email to UKGameday@uky.edu.

CREDENTIAL REQUESTS

Media credentials for the 2016 University of Kentucky football home schedule should be requested online at www.sportssystem.com/kentucky.

Credentials should be requested by the sports editor/director of the media entity. All of the credential requests from a media outlet should go on one credential form. If you have any questions, please contact Evan Crane at 859-257-3838.

Credentials for away games should be requested through the home team media relations director.

FOLLOW KENTUCKY FOOTBALL ON SOCIAL MEDIA



@UKFootball	@CoachEliot	@vincemarrow
@UKCoachStoops	@LamarCoachT	@CoachSchlarman
@UKStoopsTroops	@CoachBrumbaugh	@CoachGran
@CoachMHouse	@CoachHinshaw	@coachclink



Kentucky Football

Kentucky Wildcats



UKFootball

UKStoopsTroops

GAME NOTES VS. VANDERBILT | SATURDAY, OCT. 8

101ST ANNIVERSARY OF FIRST HOMECOMING GAME

- This is the 101st anniversary of UK's first Homecoming game. The first one occurred on Nov. 25, 1915, as
- Kentucky defeated Tennessee 6-0. Early records are incomplete, but UK has hosted a Homecoming game every year since 1946 and owns a 49-21 record in those contests.
- During this weekend, Homecoming, Ag Roundup, Family Weekend, the Golden Wildcat Reunion, several college reunions and Alumni Band Reunion will take place. A complete listing of details and information are available at www.ukhomecoming.com.
- A Homecoming King and Queen will be crowned at halftime of the game.

CATS VS. THE COMMODORES

- The all-time series with Vanderbilt is deadlocked at 42-42-4 but Kentucky leads 23-15-2 when playing the Commodores at home.
- UK turned the ball over three times, including an interception that was returned for a touchdown, in last season's 21-17 loss to Vanderbilt in Nashville.
- In 2015, the Wildcats knocked off the Commodores 17-7, the last time the two teams met in Commonwealth Stadium.
- Over the last 10 meetings the two SEC East rivals have each won five games.

CATS PLAY CHALLENGING SCHEDULE

- Through five games Kentucky's schedule is ranked the 21st-most difficult in the nation. The Wildcats' five previous opponents have a total of 13 victories, tied for most in the country along with Michigan and Tennessee.
- The combined victory total for all 12 of UK's 2016 opponents is currently 29, tied for fourth nationally.
- Entering last week, five of the Cats' opponents were ranked in the Associated Press Top 25, including three in the top 11 and two in the top three.

SCOUTING VANDERBILT

- Vanderbilt is 2-3 on the season, defeating non-conference foes Middle Tennessee (47-24) at home and Western Kentucky (31-30 in overtime) on the road. The Commodores have lost to South Carolina (10-13), Georgia Tech (7-38) and Florida (6-13).
- Running back Ralph Webb leads the SEC with 116.4 rushing yards per game. He also has five rushing touchdowns. In addition, he leads the SEC in all-purpose yardage.
- Linebacker Zach Cunningham leads the SEC with 10.4 tackles per game through five contests.

KENTUCKY-VANDERBILT CONNECTIONS

- Kentucky has two players from Tennessee on its roster, both from the Nashville area: running back Harold Turks and longsnapper Colton Piatt.
- Vanderbilt has one player from the Commonwealth in junior safety Ryan White of Louisville.

CATS IN SEC RANKINGS/STATS

- Sophomore linebacker Jordan Jones has been a menace to opposing offenses, registering 51 tackles to rank second among all SEC defenders in tackles per game after five games with 10.2. Sophomore safety Mike Edwards ranks fourth in the SEC in tackles per game with 8.6

COMPARISON STATS

KENTUCKY	VANDERBILT
2-3	2-3
1-2	0-2
25.4	20.2
352.4	303.0
171.8	148.4
180.6	154.6
24.3	24.2
18.2	4.9
41.0	39.3
27:49	32:01
.361	.352
.667	.200
35.0	23.6
468.0	409.2
198.6	160.6
269.4	248.6

SEC STANDINGS

EASTERN DIVISION

Team	SEC	Pct.	All	Pct.
Tennessee	2-0	1.000	5-0	1.000
Florida	2-1	.667	4-1	.800
Georgia	1-2	.333	3-2	.600
Kentucky	1-2	.333	2-3	.400
South Carolina	1-3	.250	2-3	.400
Vanderbilt	0-2	.000	2-3	.400
Missouri	0-2	.000	2-3	.400

WESTERN DIVISION

Team	SEC	Pct.	All	Pct.
Texas A&M	3-0	1.000	5-0	1.000
Alabama	2-0	1.000	5-0	1.000
LSU	2-1	.667	3-2	.667
Auburn	1-1	.500	3-2	.667
Ole Miss	1-1	.500	3-2	.667
Mississippi State	1-1	.500	2-2	.500
Arkansas	0-1	.000	4-1	.800



THIS WEEKEND IN THE SEC ...

Saturday, Oct. 8

Auburn at Mississippi State - Noon - SECN

LSU at Auburn - Noon - ESPN

Tennessee at Texas A&M - 3:30 p.m. - CBS

Vanderbilt at Kentucky - 4 p.m. - SECN

Alabama at Arkansas - 7 p.m. - ESPN

Georgia at South Carolina - 7:30 p.m. - SECN

All times ET



NATIONAL POLLS (WEEK 6)

AP TOP 25

1	Alabama(53)	5-0	1514
2	Ohio State(6)	4-0	1451
3	Clemson(1)	5-0	1403
4	Michigan(1)	5-0	1334
5	Washington	5-0	1234
6	Houston	5-0	1233
7	Louisville	4-1	1160
8	Texas A&M	5-0	1113
9	Tennessee	5-0	1045
10	Miami	4-0	909
11	Wisconsin	4-1	882
12	Nebraska	5-0	821
13	Baylor	5-0	805
14	Ole Miss	3-2	712
15	Stanford	3-1	711
16	Arkansas	4-1	528
17	North Carolina	4-1	497
18	Florida	4-1	391
19	Boise State	4-0	385
20	Oklahoma	2-2	324
21	Colorado	4-1	276
22	West Virginia	4-0	240
23	Florida State	3-2	230
24	Utah	4-1	86
25	Virginia Tech	3-1	85

UK Opponents Receiving Votes: Georgia 42

AMWAY COACHES TOP 25

1	Alabama(57)	5-0	1544
2	Ohio State(3)	4-0	1474
3	Clemson(2)	5-0	1437
4	Michigan	5-0	1348
5	Houston	5-0	1256
6	Washington	5-0	1250
7	Texas A&M	5-0	1132
8	Louisville	4-1	1105
9	Tennessee	5-0	1101
10	Miami	4-0	902 4
11	Baylor	5-0	876 2
12	Nebraska	5-0	860 3
13	Wisconsin	4-1	844 5
14	Ole Miss	3-2	671 3
15	Stanford	3-1	635 9
16	North Carolina	4-1	587 7
17	Arkansas	4-1	525 5
18	Florida	4-1	490 3
19	Boise State	4-0	341NR
20	West Virginia	4-0	309NR
21	Florida State	3-2	257 9
22	Oklahoma	2-2	228NR
23	Colorado	4-1	144NR
24	Utah	4-1	117 6
25	Western Michigan	5-0	86 NR

UK Opponents Receiving Votes: Georgia 65

UK Opponents in Bold

KENTUCKY IN THE POLLS

DATE	AP	COACHES	BCS
Preseason	NR	NR	-
Week 1	NR	NR	-
Week 2	NR	NR	-
Week 3	NR	NR	-
Week 4	NR	NR	-
Week 5	NR	NR	-
Week 6	NR	NR	-
Week 7	-	-	-
Week 8	-	-	-
Week 9	-	-	-
Week 10	-	-	-
Week 11	-	-	-
Week 12	-	-	-
Week 13	-	-	-

- Junior running back Stanley “Boom” Williams has continued to show his brilliance as a rusher this season. Williams ranks fifth in the SEC with 97.2 rushing yards per game. Williams is 13th nationally at 7.7 yards per rush.
- Junior quarterback Stephen Johnson ranks fourth in the SEC in pass efficiency.
- Kentucky ranks first the SEC in yards per pass completion at 14.80.
- Freshman running back Benny Snell Jr. ranks fourth in total touchdowns scored with five.
- Kentucky is fourth in the SEC in interceptions with six on the season.

EXPLOSIVE PERFORMANCE RANKS AMONGST SEC'S BEST

Kentucky's 62-42 victory over New Mexico State is among the most complete offensive performances by an SEC team this season. The Cats rang up 692 total yards and were incredibly balanced with 381 yards rushing and 311 passing in the game.

- The 62 points scored were the third-highest total by an SEC team this season.
- The 692 total offensive yards rank third behind Auburn's 706 vs. Arkansas State.
- The Wildcats' 381 rushing yards also rank second to Auburn's performance against Arkansas State when it ground out 462 rushing yards.
- The Cats' nine total touchdowns and five rushing touchdowns are each tied for the second-most in the SEC in a single game this season.
- UK's 9.2 yards per play against the Aggies are the third-most by any offense in the SEC this season. It's 13.0 yards per pass attempt are the second-most.
- The Cats' 101 punt return yards are the most in a single game.

CATS BOAST TWO CAREER 1,000-YARD RUSHERS AND TWO 1,000-YARD RECEIVERS

For just the fourth time in school history Kentucky can boast two players with at least 1,000 career receiving yards and two players with at least 1,000 career rushing yards on the same team.

1998 - 1,000 career receiving yards (Kevin Coleman, Anthony White, Craig Yeast); 1,000 career rushing yards (Derek Homer, Anthony White)

1999 - 1,000 career receiving yards (James Whalen, Anthony White); 1,000 career rushing yards (Derek Homer, Anthony White)

2010 - 1,000 career receiving yards (Randall Cobb, Chris Matthews); 1,000 career rushing yards (Randall Cobb, Derrick Locke)

2016 - 1,000 career receiving yards (Garrett Johnson, Ryan Timmons); 1,000 career rushing yards (Jojo Kemp, Stanley “Boom” Williams)

- UK running backs Stanley Boom Williams (1,827) and Jojo Kemp (1,435) each reached the 1,000-yard mark in career rushing during the 2015 season, marking the sixth time in school history that two Wildcats have reached 1,000 career yards in the same season.
- The other duos to accomplish this feat were Sonny Collins and Doug Kotar in 1973; Chris Hill and Rod Stewart in 1978; Mark Higgs and Marc Logan in 1985; Damon Hood and Moe Williams in 1994; and Derek Homer and Anthony White in 1998.
- This is the first time in school history UK has had two players enter a season with at least 1,341 career rushing yards.
- This is the seventh time in school history Kentucky has had at least two players reach 1,000 career receiving yards in the same season:
 - 1998 (Kevin Coleman and Anthony White)
 - 2000 (Derek Homer and Quentin McCord)
 - 2001 (Derek Abney and Derek Smith)
 - 2007 (Stevie Johnson, Rafael Little, Dicky Lyons, Jr., Jacob Tamme)
 - 2010 (Randall Cobb, Chris Matthews)
 - 2014 (Javess Blue and Demarco Robinson)
 - 2016 (Garrett Johnson and Ryan Timmons)**

HERE COMES THE “BOOM”

- Stanley “Boom” Williams Williams has 1,827 rushing yards for his career and ranks eighth on the UK career rushing list. He needs 278 more rushing yards to tie Artose Pinner for seventh all-time at Kentucky.
- On the season, Williams has rushed a team-high 67 times for 486 yards and is averaging 7.3 yards per carry.
- Williams currently ranks third in the SEC with 116.0 rushing yards per game.
- Williams is the fifth player in school history to reach 1,700 career rushing yards prior to his senior season. The last player to accomplish that feat was Derrick Locke in 2009.
- Williams rushed 15 times for 123 yards and one touchdown vs. South Carolina.
- The 100-yard rushing game was the second of the season for Williams and the ninth of his career.
- Williams is the fourth player in school history to have two career 100-yard rushing games against South Carolina. Williams is the first to accomplish that feat since Rafael Little.

MILESTONES TO WATCH

- **Ryan Timmons** has 1,060 receiving yards for his career and ranks 24th on the UK career list. He needs 51 more receiving yards to tie Javess Blue for 23rd on that list.
- Junior WR **Garrett Johnson** has 1,204 career receiving yards and needs six more receiving yards to tie Steve Mellinger for 20th all-time on Kentucky's career receiving list.
- Junior RB **Jojo Kemp** has 1,435 yards rushing in his career, ranking 21st in UK history and needs 13 yards to equal Bobby Cravens (1956-58) for 20th.
- Junior RB **Boom Williams** has 1,827 career rushing yards and ranks eighth on the career rushing list. He needs 278 yards to equal Artose Pinner for seventh all-time.
- Junior kicker **Austin MacGinnis** now ranks seventh on the career scoring list with 190 points. He needs two more points to equal Craig Yeast for sixth all-time.

- Williams churned out a career-high 181 rushing yards on just 18 carries against New Mexico State, good for an average of 10.1 yards per attempt. The 181 yards were the most for a UK player in Commonwealth Stadium since Artose Pinner had 224 vs. Vanderbilt on Nov. 16, 2002.
- Williams had 304 rushing yards in the New Mexico State and South Carolina games combined, which is the most by a UK player in a two-game span since Rafael Little had 322 combined against Auburn and Vanderbilt in 2005.
- In terms of games played, Williams is the third quickest player to reach 1,500 career rushing yards in school history (22 games). Only Sonny Collins (18 games played) and Moe Williams (19 games played) reached that milestone quicker.

Most consecutive 100-yard games (4 or more)

1.	6	Sonny Collins	9/13/1975 – 10/18/1975
2.	4	Artose Pinner	10/26/2002 - 11/16/2002
3.	4	Derrick Locke	9/4/2010 – 9/25/2010
4.	3	Several players, including Boom Williams	

Most Career Rushing Touchdowns Of At Least 50 Yards (Since 1955)

1.	6	Stanley "Boom" Williams (2014-Present)	
2.	4	Derrick Locke (2007-2010)	
	4	Moe Williams (1993-1995)	
	4	Mark Higgs (1984-1987)	
5.	3	Alfred Rawls (1988-1989)	
6.	2	Randall Cobb (2008-2010)	
	2	Artose Pinner (1999-2002)	
	2	Sonny Collins (1972-1975)	
	2	Rodger Bird (1963-1965)	
	2	Darrell Cox (1961-1963)	

BENNY AND HIS JETS

- True freshman running back Benny Snell currently ranks tied for second in the SEC in rushing touchdowns with five, all coming in the last three games.
- The five rushing TDs were the most by a UK player in the first four games of their freshman season in school history.
- Snell rushed a game-high 16 times for 73 yards and the game-winning touchdown in the win over South Carolina.
- On the season, Snell has rushed 41 times for 258 yards and five touchdowns and is averaging 6.0 yards per carry.
- Snell had 209 rushing yards in the New Mexico State and South Carolina games combined, which is the most by a true freshman since Chad Scott had 211 against Mississippi State and Vanderbilt in 2000.

MACGINNIS AMONG TOP 10 SCORERS

- Junior kicker Austin MacGinnis is among the top-10 scorers in Kentucky history. He has already recorded 190 points which ranks 7th on the career list. He needs two points to move up to No. 6 with Craig Yeast (1995-98).
- MacGinnis has made 37 of 48 field goals in his career, 77.1 percent. He set six school records as a freshman in 2014, earning first-team Freshman All-America and first-team All-SEC honors.

UK LEADS SEC IN HOLDING THIRD-QUARTER LEADS

- Kentucky has won 28 consecutive games when staked to a lead at the end of the third quarter, dating back to a 2008 loss vs. South Carolina.
- UK is 11-0 in the Mark Stoops era when holding a third-quarter lead.
- Kentucky leads the SEC with its 28 consecutive wins when staked to a third-quarter lead.

KENTUCKY BY THE NUMBERS

Record	2016	Stoops
SEC	2-3	14-27
West	1-2	5-22
East	0-1	0-7
Non-Conference	1-1	5-15
Home	1-1	9-5
Road	2-1	13-12
Neutral site	0-2	1-14
Night	0-0	0-1
Day	1-2	8-15
TV Games	1-1	6-12
CBS	2-3	14-27
ESPN	0-1	0-2
ESPN2	0-1	0-5
ESPN	0-1	2-5
ESPN2	0-0	0-2
ESPNNews	0-0	0-1
SEC Network	2-0	11-11
Fox Sports South	0-0	0-1-1

UK scores on 1st possession	0-1	6-8
Opp scores on 1st possession	1-1	4-11
UK scores first	1-1	9-9
Opponent scores first	1-2	5-18
UK leads after 1st quarter	0-1	9-3
Opponent leads after 1stQ	1-1	4-18
Teams are tied after 1stQ	1-1	1-6
UK leads at halftime	0-1	10-2
Opponent leads at halftime	1-12	1-24
Teams are tied at halftime	1-0	3-1
UK leads after 3rd quarter	1-0	10-0
Opponent leads after 3rdQ	0-3	2-26
Teams are tied after 3rdQ	1-0	2-1
Game goes to overtime	0-0	1-1

Scoring less than 20 pts	1-2	2-16
Scoring 20+ points	0-1	8-11
Scoring 30+ points	1-1	9-5
Allowing less than 20 pts	1-0	9-2
Allowing 20+ points	0-1	3-20
Allowing 30+ points	0-3	2-19

UK has more total yards	2-0	11-2
Opp. has more total yds	0-3	3-25
UK has more rushing yards	2-0	11-4
Opp. has more rushing yards	0-3	3-23
UK has more passing yards	1-1	12-7
Opp. has more passing yards	1-2	2-18
Rushing for < 100 yds	0-3	1-11
Rushing for over 100 yards	2-0	13-16
Rushing for 200+ yards	2-0	9-4
Passing for 200+ yards	1-1	8-8
Passing for 300+ yards	1-1	4-4

UK has 100-yard rusher	2-0	9-6
Opp. has 100-yard rusher	0-3	3-18

No turnovers	0-0	5-4
One or two turnovers	1-1	7-18
3 or more turnovers	1-2	2-5
No takeaways	1-0	4-3
3 or more takeaways	0-1	4-3
UK has more penalties	1-0	8-11
Opp. has more penalties	1-3	6-13
Teams have equal penalties	0-0	0-3

UK has more TOP	2-1	8-9
Opp. has more TOP	0-2	6-18

UK defense scores	0-0	4-4
Opponent defense scores	0-1	1-4
UK returns KO/Punt for TD	1-0	1-0
Opp. returns KO/Punt for TD	0-0	0-4

Playing on natural grass	0-2	8-18
Playing on artificial surface	2-1	6-9
In blue uniforms	0-0	2-2
In white uniforms	0-1	0-4
In white unis/blue pants	0-1	1-10
In blue unis/white pants	1-1	6-2
In black uniforms	0-0	1-3
In blue uniforms/grey pants	0-0	1-2
In grey uniforms	0-0	1-2
In grey uniforms/blue pants	1-0	2-2



Commonwealth Stadium

On game day, Commonwealth Stadium often becomes the third-largest city in Kentucky.

- Since its opening in 1973, Kentucky has played 280 games within the friendly confines of Commonwealth Stadium. UK has a 149-128-4 record in CWS (.537), 13-12 under Mark Stoops.
- UK announced its first sellout since 2010 when 62,933 fans attended the season opener vs. Louisiana Lafayette on Sept. 5, 2015.
- Since the 1999 expansion, UK has averaged 63,030 fans per game and ranked in the nation's top 30 teams in attendance for 13 seasons. Both the single game and season attendance record has been broken in recent years.
- The playing surface is named C.M. Newton Field in honor of the former UK Director of Athletics.

Commonwealth Stadium Renovations:

Through a \$125-million reinvention, Commonwealth Stadium has been transformed into a state-of-the-art facility. As the Kentucky football program enters a new era, the Big Blue Nation enjoys an intimate game-day atmosphere to match. The experience begins outside the stadium, as the longtime home of the Wildcats has undergone a dramatic external facelift. The new Commonwealth Stadium has taken on a modern look, but one that remains uniquely Kentucky. Inside, the capacity of Commonwealth has been reduced over the course of the two-year project, but the value of all remaining seats has been increased, from the top of the upper deck to front-row seats at midfield. Concourses have been revamped and widened throughout the stadium with improved concessions, restrooms and security. Players and coaches will reap the benefits of the new Commonwealth Stadium as well, as new home-team facilities has been built, while a new multi-purpose recruiting room plays host to future Wildcats on their on-campus visits. For more information, visit TheNewCWS.com.

Facts and Figures on Commonwealth Stadium:

Seating Capacity: 61,000, including the Commonwealth Suites.

Playing Field: UK switched from natural grass to synthetic turf for the 2015 season. Other SEC schools with a turf surface are: Arkansas, Mississippi State, Missouri and Vanderbilt.

Video Boards: Video boards by Daktronics measuring at 39 by 79 feet, each, bring a total of 6,162 square feet of video capability. The video boards put UK among the nation's leaders in video square footage. The interior seating bowl also has LED ribbon boards.

Sound System: Sportsound system delivers pounding bass energy, smooth mid- and high-range frequencies, and high-impact entertainment. Components of the sound system include a main speaker cluster behind the end zone, under-balcony speakers and concourse speakers.

Game Day Experiences

The "Cat Walk" on Talbott Todd Way: With the unveiling of the new \$45 million Kentucky Football Training Facility this summer, the headquarters of the program have moved next door to Commonwealth. That means the Cat Walk presented by Chevy will still begin outside Gate 1 two hours and 15 minutes prior to kickoff, but the team will proceed past Gate 1 and between Commonwealth Stadium and Nutter Field House which has been dedicated to former Wildcat Talbott Todd (1963-65). Todd is an avid supporter of the program who was diagnosed with ALS in 2015. From Talbott Todd Way they will walk to the locker room in the Kentucky Football Training Facility. The new Cat Walk route is expected to be more engaging and intimate and fans are encouraged to line up between Gate 1 and Commonwealth Stadium.

Coca Cola Fan Zone: Fans of all ages, but especially the younger Wildcats, will enjoy playing at the Fan Zone located in Nutter Field House. It will have inflatable games, free posters, face tatoos and more, available two hours before kickoff.

TOP ATTENDANCES FOR THE NEW CWS

1.	63,407	Auburn, 2015
2.	63,380	EKU, 2015
3.	63,040	Florida, 2015
4.	62,933	UL Lafayette, 2015
5.	62,512	Louisville, 2015

TRACKING KENTUCKY'S OPPONENTS

Opponent	UK vs. Opp	Opp. Record	Last Game	Next Up
vs. Southern Miss	Sept. 3	4-1	W, vs. Rice, 44-28	at UT-San Antonio - Oct. 8
at Florida	Sept. 10	4-1	W, at Vanderbilt, 13-6	vs. LSU - Oct. 8
vs. New Mexico State	Sept. 17	2-3	W, vs. UI-Lafayette, 37-31 (2OT)	at Idaho - Oct. 15
vs. South Carolina	Sept. 24	2-3	L, vs. Texas A&M, 24-13	vs. Georgia - Oct. 8
at Alabama	Oct. 1	5-0	W, vs. Kentucky, 6-34	at Arkansas - Oct. 8
vs. Vanderbilt	Oct. 8	2-3	L, vs. Florida, 6-13	at Kentucky - Oct. 8
vs. Mississippi State	Oct. 22	2-2	W, at UMass, 47-35	vs. Auburn - Oct. 8
at Missouri	Oct. 29	2-3	L, at LSU, 7-42	at Florida - Oct. 15
vs. Georgia	Nov. 5	3-2	L, vs. Tennessee, 31-34	at South Carolina - Oct. 8
at Tennessee	Nov. 12	5-0	W, at Georgia, 34-31	at Texas A&M - Oct. 8
vs. Austin Peay	Nov. 19	0-4	L, vs. Murray State, 17-45	at Tennessee-Martin - Oct. 8
at Louisville	Nov. 26	4-1	L, at Clemson, 36-42	vs Duke - Oct. 14

OFFENSE

- Year Four of the Mark Stoops era began with major changes in the offensive coaching staff, including the additions of new offensive coordinator Eddie Gran, co-offensive coordinator and quarterbacks coach Darin Hinshaw and wide receivers coach Lamar Thomas.
- Gran inherits 22 returning letterwinners on offense from the 2015 season, including nine primary starters.
- The Wildcats have a touchdown play of at least 43 yards in each of their last six home games.
- Kentucky had 381 rushing yards and 311 passing yards vs. New Mexico State, the Cats' first 300/300 game in school history.

QUARTERBACKS

2015 Starters Returning/Lost: 0/1

2015 Letterwinners Returning/Lost: 1/2

- Sophomore Drew Barker will miss significant time with a back injury. Junior reserve quarterback Stephen Johnson earned his first career start vs. South Carolina.
- He started his UK career with 42 passing attempts without an interception, the most since 2000.
- Johnson came in for an injured Drew Barker in the first quarter vs. New Mexico State and finished the game 17-for-22 with a career-high 310 yards passing and a career-high three touchdowns – all three were to tight end C.J. Conrad.
- Johnson's first career TD pass was a 72-yarder to tight end C.J. Conrad, marking the longest first-career TD pass for a Wildcat since 1995.
- Johnson is the second quarterback in school history to pass for at least 300 yards within their first two career games played. The other was Jared Lorenzen against Louisville on Sept. 2, 2000.
- Johnson is the first UK quarterback with at least 300 passing yards and at least 50 rushing yards since Patrick Towles vs. Mississippi State on Oct. 25, 2014.
- Sophomore Drew Barker completed 15 of 24 passes for 323 yards and four touchdowns in the 2016 season opener vs. Southern Miss. He played in five games last season, earning a starting nod in the final two contests for the Wildcats (35 of 70 passes for 364 yards and 1 TD).

RUNNING BACKS / FULLBACKS

2015 Starters Returning/Lost: 1/0

2015 Letterwinners Returning/Lost: 4/0

- UK is blessed to be able to go four deep on the running back depth chart, including senior Jojo Kemp, junior Stanley "Boom" Williams, sophomore Sihiem King and freshman Benny Snell Jr.
- Williams has 1,827 yards on 262 carries in his career, adding 13 TDs. He set a single-season school record by averaging 7.1 yards per carry last season. He leads the team in rushing yards this season with 486 and is averaging 7.3 yards per carry.
- Williams ranks fifth in the SEC in rushing yards per game with 97.2.
- Kemp has carried it 295 times for 1,435 yards, including 15 TDs. He did not see action vs. New Mexico State with an ankle injury but led the Wildcats in rushing versus Alabama with 39 yards.
- An explosive talent, King played in all 12 games last season as a freshman, notching 11 carries for 127 yards and a touchdown.
- In 2015, UK's running backs combined for 1,855 yards on 312 carries, an average of 5.9 yards per carry.
- Senior Will Tom Collins saw the majority of action last season when UK used a two-back set. Senior Tanner Fink also is available.

INTERCEPTIONS

Player	2016	Career
J.D. Harmon	2	7
Marcus McWilson	0	3
Derrick Baity	2	2
Blake McClain	2	2
Chris Westry	0	2
Mike Edwards	0	1

TRACKING SACK LEADERS

Player	2016	Career
Denzil Ware	3.0	4.0
Josh Allen	3.0	3.5
Blake McClain	0.0	3.0
Marcus McWilson	0.0	1.5
Chris Westry	0.0	1.5
Jordan Jones	1.0	1.0
Courtney Love	1.0	1.0
De'Niro Laster	1.0	1.0
Kendall Randolph	0.0	1.0
Alvonte Bell	0.5	0.5
Naquez Pringle	0.5	0.5

DOUBLE-FIGURE TACKLERS

Player	2016	Career
Marcus McWilson	0	3
Mike Edwards	2	2
Kobie Walker	1	1
Jordan Jones	1	1
Blake McClain	0	1

2016 LEADERS

PASSING

UK	COMP-ATT-INT-YDS-TD
Stephen Johnson	42-66-1-579-3

VANDERBILT	COMP-ATT-INT-YDS-TD
Kyle Shurmur	67-130-3-696-3

RUSHING

UK	ATT-YDS-TD
Boom Williams	67-486-2
Benny Snell Jr.	41-247-5

VANDERBILT	ATT-YDS-TD
Ralph Webb	118-582-5
Khari Blasingame	37-158-3

RECEIVING

UK	REC-YDS-TD
Garrett Johnson	17-239-2
C.J. Conrad	9-156-3
Jeff Badet	8-245-1

VANDERBILT	REC-YDS-TD
Kalija Lipscomb	14-189-2
C.J. Duncan	12-141-0
Ralph Webb	10-59

TACKLES

UK	TACKLES
Jordan Jones	51
Mike Edwards	43

VANDERBILT	TACKLES
Zach Cunningham	52
LaDarius Wiley	33

STAT SUPERLATIVES

Here are some career statistical superlatives among current players:

Most Games Played: JD Harmon (41), Jon Toth (41), Ryan Timmons (41), Blake McClain (40), Jojo Kemp (39), Marcus McWilson (36), Matt Elam (29), Garrett Johnson (29), Ramsey Meyers (29), Charles Walker (29)

Most Games Started: Jon Toth (40), Ramsey Meyers (29), Blake McClain (27), Ryan Timmons (18), Jeff Badet (20), Dorian Baker (16)

Consecutive Games Started: Jon Toth (40)

WIDE RECEIVERS / TIGHT ENDS

2015 Starters Returning/Lost: 4/0

2015 Letterwinners Returning/Lost: 9/2

- New wide receivers coach Lamar Thomas has a depth of talent at the wide receiver position, including returning starters Jeff Badet (59 catches for 960 yards and four TDs), Dorian Baker (74 catches for 807 yards and four TDs) and Garrett "Juice" Johnson (85 catches for 1,204 yards and six TDs).
- Kentucky had 14 different players catch passes last season and 12 of them return, including eight wideouts.
- UK has four other receivers with significant game experience, including senior Ryan Timmons and juniors Blake Bone, Alexander Montgomery and Charles Walker.
- Badet averages 30.6 yards per catch this season (eight catches for 245 yards).
- Redshirt freshman Tavin Richardson (six catches for 120 yards) and junior college transfer Kayaune Ross (two catches for 10 yards and touchdown) are added offensive weapons.
- Tight end C.J. Conrad, a Freshman All-American in 2015, caught 15 passes for 149 yards and one TD last season and was a fierce run blocker. Through five games this season he has nine catches for 166 yards (17.3 yards per catch) and three TDs.
- Against New Mexico State, Conrad caught five passes for a career-high 133 yards. His previous career high was 56 yards vs. Mississippi State, Oct. 24, 2015.
- He became the first UK tight end with three touchdown catches in a game since James Whalen vs. Georgia on Oct. 23, 1999 and the first UK player with three receiving touchdowns in the game since Dicky Lyons, Jr., who had three against Florida on Oct. 20, 2007.
- Conrad is the first UK tight end with 100 receiving yards in a game since Jacob Tamme vs. Tennessee on Nov. 24, 2007.
- Conrad is the only UK player in school history at Commonwealth Stadium to have at least 133 receiving yards and three receiving touchdowns in a game.
- His 133 receiving yards are the third-most by a tight end in a game in school history. It is the most in a game by a tight end since James Whalen had 151 yards against Georgia in 1999.
- Junior Greg Hart is available at tight end after sitting out last season as a transfer from Nebraska. Freshman Justin Rigg gives the team additional flexibility at the position.

OFFENSIVE LINE

2015 Starters Returning/Lost: 4/1

2015 Letterwinners Returning/Lost: 7/2

- The offensive line is one of the most experienced positions as it returns 83 career starts, including 46 from 2015.

CATS IN THE NFL



A total of 14 former Kentucky Wildcats are currently on National Football League rosters. Here is the list, along with their years at UK:

Arizona Cardinals

#98 Corey Peters, DT (2006-09)

Atlanta Falcons

#83 Jacob Tamme, TE (2004-07)

Baltimore Ravens

#90 Za'Darius Smith, OLB (2013-14)

#13 Chris Matthews (2009-10)

Chicago Bears

#59 Danny Trevathan, LB (2008-11)

Detroit Lions

#75 Larry Warford, G (2009-12)

Green Bay Packers

#18 Randall Cobb, WR (2008-10)

Indianapolis Colts

#27 Winston Guy, S (2008-11)

Los Angeles Rams

#45 Josh Forrest, LB (2012-15)

Pittsburgh Steelers

#48 Bud Dupree, OLB (2011-14)

San Diego Chargers

#13 Steve Johnson, WR (2006-07)

Seattle Seahawks

#87 Ronnie Shields, TE (2011-14)

Tennessee Titans

#54 Avery Williamson (2010-13)

#59 Wesley Woodyard (2004-07)

2016 TEAM CAPTAINS

Game captains for the 2016 season will be decided on a week-by-week basis. They are listed below.

Southern Miss	Jon Toth, Jojo Kemp, Courtney Miggins, Courtney Love
Florida	Jon Toth, Jojo Kemp, Courtney Miggins, Courtney Love
New Mexico State	Jon Toth, Jeff Badet, Courtney Miggins, Courtney Love
South Carolina	Jon Toth, Jeff Badet, Courtney Miggins, Courtney Love
Alabama	Jon Toth, Jeff Badet, Courtney Miggins, Courtney Love
Vanderbilt	TBD
Mississippi State	TBD
Missouri	TBD
Georgia	TBD
Tennessee	TBD
Austin Peay	TBD
Louisville	TBD

- Senior center Jon Toth headlines the O-line as he has started in 40 consecutive games and is considered one of the top centers in college football. Toth is a nominee for the Rimington Trophy, given to the nation's top center, the Outland Trophy, given to the nation's best interior lineman and is a semifinalist for the William V. Campbell Trophy awarded to the nation's best football scholar-athlete.
- Sophomore Jervontius "Bunchy" Stallings, who serves as Toth's backup, started at right guard vs. Alabama.
- Junior Kyle Meadows, who started the final nine games last season, is the starter at right tackle.
- Junior Cole Mosier earned the starting nod at left tackle in the first two games but has missed the past three games with an ankle injury. Freshman Landon Young saw action at Florida and has started the last three games in place of Mosier.
- Returning starters at the left and right guard positions are juniors Nick Haynes and Ramsey Meyers. Sophomore George Asafo-Adjei can play guard or tackle and gives the coaching staff a talented option in the line.

SPECIAL TEAMS

- Junior kicker Austin MacGinnis returns as the kickoff specialist and placekicker. MacGinnis has already recorded 190 points, which ranks him seventh on UK's career scoring list. He needs just two more to equal Craig Yeast for sixth all-time. Despite battling injuries last season, he hit 13 of 17 field goals and 22 of 23 PATS. He is currently 3-for-4 for field goals this season with a long of 45 yards against Alabama.
- Sophomore Miles Butler can also step in at placekicker. He hit 4 of 4 field goals last season with a long kick of 46 yards and was 11 of 12 in PATS.
- Freshman signee Grant McKinniss, rated the nation's No. 4 punter in high school last year, is averaging 41.8 per punt in five games with three downed inside the opponent's 20-yard line. He boomed a career-long 61-yard punt against Alabama.
- After the graduation of four-year long snapper Kelly Mason, sophomore Tristan Yeomans has been called on to handle the long snapping for punts, while redshirt freshman Blake Best is the snapper for field goals and PATS.

DEFENSE

- Seven of UK's top eight tacklers from last season have departed.
- The Cats held No. 1-ranked Alabama to a season-low for points in its last outing (34). The Crimson Tide's previous low was 38 versus Western Kentucky on Sept. 10.
- Kentucky's defense showed vast improvements in the South Carolina game from the start of the season. The defense held South Carolina to just 10 points in the game, a season best.
- It marked the first time Kentucky has held an opponent to 10 points or less since limiting Vanderbilt to seven points in a 17-7 win in 2014 in Commonwealth Stadium.
- The Wildcats held South Carolina to only two pass plays of 20+ yards and no rushing play longer than 12 yards.
- Kentucky had a season-high four sacks vs. the Gamecocks after totaling just four sacks in three games. It marked the most sacks against an SEC opponent since Nov. 1, 2008 against Mississippi State when UK also had four sacks.
- The Kentucky defense limited South Carolina to just 16 first downs in the game. The last time Kentucky limited an SEC opponent to 16 first downs or less was 13 last season at Vanderbilt.
- Before the South Carolina game, Kentucky's defense had created a turnover in nine straight games, which is the longest streak for the Wildcats since they accomplished the feat in 10 straight games from Nov. 23, 2013 to Oct. 25, 2014.
- The defense has 16 returning letterwinners, including six starters.

HONORING THE CATS IN 2016

C.J. Conrad, Sophomore, TE, #87

- John Mackey Tight End of the Week (Sept. 21)
- John Mackey Award Preseason Watch List (nation's top tight end)

Jon Toth, Senior, C, #72

- Senior Bowl Watch List
- William V. Campbell Trophy Semifinalist
- Outland Trophy Preseason Watch List (nation's best interior lineman)
- Rimington Trophy Watch List (nation's best center)
- Nominee for the National Football Foundation's Scholar-Athlete Award

Jojo Kemp, Senior, RB, #3

- Senior Bowl Watch List

Denzil Ware, Sophomore, DL, #35

- SEC Co-Defensive Lineman of the Week (Sept. 26)

Boom Williams, Sophomore, RB, #18

- Preseason All-SEC Third Team (league media)
- Doak Walker Award Preseason Candidate

WHERE ARE THE COACHES?

SIDELINE

Mark Stoops, Head Coach
 Eddie Gran, HC Offense/Running Backs
 Vince Marrow, Tight Ends
 John Schlarman, Offensive Line
 Lamar Thomas, Wide Receivers
 Matt House, Inside LBs/Special Teams
 Steve Clinkscale, Defensive Backs
 Jimmy Brumbaugh, Defensive Line

PRESS BOX

D.J. Eliot, Defensive Coordinator, OLBs
 Darin Hinshaw, Co-OC/Quarterbacks

- Two new assistant coaches are on the defensive staff in Steve Clinkscale, defensive backs, and Matt House, inside linebackers/special teams coordinator.
- Kentucky started 16 different players on defense last season, with only three (DE Farrington Huguenin, CB Chris Westry and MLB Josh Forrest) starting in all 12 games. Of the 16 starters last season, five received their first career start in 2015 (DE Denzil Ware, CB Chris Westry, S Mike Edwards, CB Derrick Baity, and DT Cory Johnson) and only one was a senior (Johnson).

LINEBACKERS

2015 Starters Returning/Lost: 0/3

2015 Letterwinners Returning/Lost: 2/6

- Sophomore linebacker Jordan Jones has been a menace to opposing offenses, registering 51 tackles to rank second among all SEC defenders in tackles per game after five games with 10.2.
- Jones is second in the nation in solo tackles (7.4) and 20th in total tackles (10.2) per game.
- Courtney Love, a transfer from Nebraska, is third on the team with 30 tackles through five games.
- Strongside linebacker Josh Allen has posted 26 tackles with three sacks and one forced fumble.
- Sophomores Kobie Walker and Nico Firios, redshirt freshman Eli Brown and mid-year enrollee Kash Daniel have contributed as well.
- Brown saw his most extensive action of season, registering a career-high 7.0 tackles in the game. Brown came into the game with 5.0 tackles on the season and a previous game-high of 2.0 set against both Florida and New Mexico State.

DEFENSIVE LINE

2015 Starters Returning/Lost: 2/2

2015 Letterwinners Returning/Lost: 7/3

- UK is looking to fill the void on the defensive line after the departure of end Farrington Huguenin, tackle Cory Johnson, noseguard Melvin Lewis and tackle Regie Meant.
- Junior noseguard Matt Elam recorded 23 stops in 2015.
- Junior college transfer Naquez Pringle saw his first career action vs. Florida and registered five tackles with one tackle for loss. He has 15 tackles on the season.
- At end, senior Courtney Miggins has 17 tackles with three pass breakups and three tackles for loss this season.
- Junior college transfer Alvonte Bell earned his first career start vs. New Mexico State and had a career-high seven stops. He has 16 tackles on the season.
- The hybrid end/linebacker position is held by sophomore Denzil Ware, who made 39 tackles last season, including 5.5 tackles for loss. Ware has 20 tackles in four games in 2016 with a team-high 4.5 TFLs, three sacks and three quarterback hurries.
- Ware had two sacks vs. South Carolina, the most by a UK player against an SEC opponent since Ridge Wilson against South Carolina in 2011.
- De’Niro Laster, a transfer from Minnesota, has 14 tackles in his first five games as a Wildcat.
- Sophomore defensive tackle Adrian Middleton has started the last four games at tackle and has totaled 11 tackles.
- Sophomore tackle Tymere Dubose has seen action in four games and has four tackles.
- Freshman defensive tackle T.J. Carter made his first collegiate appearance in the second quarter vs. UF and has four tackles in three games played.

CORNERBACKS

2015 Starters Returning/Lost: 2/0

2015 Letterwinners Returning/Lost: 4/1

- Kentucky has five cornerbacks with extensive experience, including Freshman All-American and Freshman All-SEC cornerback Chris Westry (49 career tackles, 2.0 TFL, 1 sack, 2 interceptions, 10 pass breakups).
- That experience has shown so far this season as Kentucky ranks fourth in the SEC in interceptions and tied for 17th nationally with six on the season.
- Kentucky’s six interceptions through the first five games are the most since 2011.
- Sophomore Derrick Baity started the last four games of his freshman season, totaling 19 tackles and two pass breakups. Baity has started in all five games this season and has 16 tackles with two interceptions, including one in back-to-back games.
- Senior J.D. Harmon is tied for eighth on the team in tackles with 17. He has seven interceptions in his career, including two this season. He also has 15 pass career breakups, one this season.
- Junior Kendall Randolph can play corner or the nickelback position as needed. Randolph has contributed 36 tackles (nine this season) and two PBU.

CATS SCRATCHES

SOPHOMORE • OL • GEORGE ASAFO-ADJEI

- Nickname is Big George
- Speaks English and Ghanaian

JUNIOR • WR • JEFF BADET

- Known as one of the fastest guys on the team
- He is Haitian

SENIOR • FB • WILL THOMAS COLLINS

- Nickname is Taco Meat
- Earned a scholarship during preseason camp
- Was home schooled by his mom, Betty, until the ninth grade
- Betty was a high jumper at UK and still ranks seventh on the all-time list with a clearance of 5-8

JUNIOR • OG • NICK HAYNES

- Is a really good bowler and has bowled five 300 games

JUNIOR • LB • DE’NIRO LASTER

- Named after actor Robert De Niro
- One of three players chosen for a week-long service trip to Ethiopia in May (Greg Hart and Courtney Love were the others)

FRESHMAN • RB • BENNY SNELL, JR.

- His great uncle, Matt Snell, was a running back for the New York Jets from 1964-72
- Matt Snell rushed for 121 yards and a touchdown in the Jets’ stunning 16-7 upset of the Baltimore Colts in Super Bowl III

SENIOR • WR • RYAN TIMMONS

- Has a twin sister, Raven, who works in the football office

JUNIOR • RB • STANLEY WILLIAMS

- Nickname is Boom
- Wears uniform number 18 to follow the legacy of former Wildcat greats Jacob Tamme and Randall Cobb
- Had offseason elbow surgery

ACHIEVING THE ULTIMATE DREAM

COACH STOOPS HAS DEVELOPED

11 NFL 1ST ROUND PICKS

SINCE 2001

**bud
DUPREE**



kelly JENNINGS	antrel ROLLE	phillip BUCHANON	ed REED	mike RUMPH	sean TAYLOR
2001 31st overall	2002 8th overall	2002 17th overall	2002 24th overall	2002 27th overall	2004 5th overall
brandon MERIWEATHER	antoine CASON	bjoern WERNER	xavier RHODES	bud DUPREE	
2007 24th overall	2008 27th overall	2013 24th overall	2013 25th overall	2015 27th overall	

THE MARK STOOPS COACHING FILE

Year	School	Position	W-L	Postseason
1990	Iowa	Graduate Assistant	8-4	Rose
1991	Iowa	Graduate Assistant	10-1-1	Holiday
1992-95	Nordonia HS	Defensive Backs		
1996	South Florida	Defensive Backs	0-0	
1997	Wyoming	Defensive Backs	7-6	
1998	Wyoming	Defensive Backs	8-3	
1999	Wyoming	Defensive Backs	7-4	
2000	Houston	Co-Defensive Coord., Safeties	3-8	
2001	Miami (Fla.)	Defensive Backs	12-0	Rose
2002	Miami (Fla.)	Defensive Backs	12-1	Fiesta
2003	Miami (Fla.)	Defensive Backs	11-2	Orange
2004	Arizona	Defensive Coord., DBs	3-8	
2005	Arizona	Defensive Coord., DBs	3-8	
2006	Arizona	Defensive Coord., DBs	6-6	
2007	Arizona	Defensive Coord., DBs	5-7	
2008	Arizona	Defensive Coord., DBs	8-5	Las Vegas
2009	Arizona	Defensive Coord., DBs	8-5	Holiday
2010	Florida State	Defensive Coord., DBs	10-4	Chick-fil-A
2011	Florida State	Defensive Coord., DBs	9-4	Champs Sports
2012	Florida State	Defensive Coord., DBs	12-2	Orange
2013	Kentucky	Head Coach	2-10	
2014	Kentucky	Head Coach	5-7	
2015	Kentucky	Head Coach	5-7	
2016	Kentucky	Head Coach	2-3	



26 SEASONS OF COACHING EXPERIENCE

IOWA - USF - WYOMING - HOUSTON - ARIZONA - MIAMI - FLORIDA ST - KENTUCKY



10 SEASONS AS A DEFENSIVE COORD.

HOUSTON - ARIZONA - FLORIDA ST



4-1 CAREER BCS BOWL RECORD



BCS NATIONAL CHAMPION 2001



PLAYING CAREER STARTING SAFETY UNIVERSITY OF IOWA



HEAD COACH MARK STOOPS | FOURTH SEASON

* Named the 37th head coach of the Kentucky football program on Nov. 27, 2012
 Accomplished major defensive turnarounds at Arizona and Florida State.
 * First task as UK coach was to put together a bright and energetic coaching staff. Stoops hired defensive coordinator D.J. Eliot, who has been with the Wildcats in each of the first three seasons of the Stoops era. Recently, Stoops added veteran co-offensive coordinators Eddie Gran and Darin Hinshaw.
 * During Stoops' three seasons at FSU, the Seminoles went 10-4, 9-4 and 12-2, including wins over South Carolina in the 2010 Chick-fil-A Bowl, Notre Dame in the 2011 Champs

Sports Bowl and Northern Illinois in the 2013 Orange Bowl.
 * Developed many players to NFL careers, including Alvin "Bud" Dupree, Za'Darius Smith, Antoine Cason, Michael Johnson, Philip Buchanon, Kelly Jennings, Brandon Meriweather, Ed Reed, Antrel Rolle, Mike Rumph, Sean Taylor and Brian Lee.

PERSONAL

Born: July 9, 1967
 Hometown: Youngstown, Ohio
 Alma Mater: Iowa, 1989
 Family: Wife, Chantel; Sons, Will and Zack.

STOOPS VS. ALL OPPONENTS

Opponent	Record
Alabama	0-2
Alabama State	1-0
Auburn	0-1
Charlotte	1-0
Eastern Kentucky	1-0
Florida	0-4
Georgia	0-3
Louisiana-Lafayette	1-0
Louisiana-Monroe	1-0
Louisville	0-3
LSU	0-1
Miami (Ohio)	1-0
Mississippi State	0-3
Missouri	1-2
New Mexico State	1-0
Ohio	1-0
South Carolina	3-1
Southern Miss	0-1
Tennessee	0-3
Tennessee-Martin	1-0
Vanderbilt	1-2
Western Kentucky	0-1
Totals:	14-27

and Commonwealth Stadium, positioned to remind fans, coaches and players of the incredible contributions made by Northington, Page, Hackett and Hogg to the University of Kentucky, the SEC and college football on a national level.

"No four players in our program's history have better demonstrated the values of courage, determination and selflessness than Nate, Greg, Wilbur and Houston," Athletics Director Mitch Barnhart said. "The pride we take in calling them Kentucky Wildcats is matched only by our gratitude for what they have done for this university and for college football in the South. We are proud to show that appreciation with the dedication of this statue that will occupy a prominent place at the home of Kentucky football."

Cast in bronze, the statue features the four pioneers in uniform standing side by side. It was designed and sculpted by J. Brett Grill over the course of a year and after interviews with the three living trailblazers; Page's brother, Melvin; and teammates of the four. The statue is to scale, with the tallest figure standing approximately seven-and-a-half feet tall. It is 11 feet wide at its base and four feet in depth, weighing around 3,500 pounds.

This year marks the 50th anniversary of Northington and Page's arrival on the UK campus in 1966. Hackett and Hogg would join them a year later. Northington made his varsity debut on Sept. 23, 1967 against Indiana before breaking the SEC's color barrier a week later when UK hosted Ole Miss on Sept. 30, 1967. Tragically, Page – Northington's close friend – passed away just a day prior on Sept. 29 after suffering a neck injury in a practice accident. Hackett and Hogg would carry on Northington and Page's legacy, with Hackett becoming the SEC's first African-American team captain in any sport in 1969.

STOOPS AND CO. MAKING A HIT IN RECRUITING

In just four seasons at the helm of the Kentucky football program, head coach Mark Stoops and his staff have been making noise on the recruiting trail. Kentucky's four classes under Stoops have ranked in the top 50 by all four major recruiting services. Below is a look at UK's recruiting success under Stoops and Co.

Outlet	2013	2014	2015	2016
Rivals	#29	#17	#35	#29
ESPN	#36	#20	#43	#34
247Sports	#41	#23	#38	#34
Scout.com	#38	#21	#45	#39

SAFETIES

2015 Starters Returning/Lost: 1/1, 2015 Letterwinners Returning/Lost: 4/3

- Sophomore Mike Edwards (70 career tackles, 4 TFL, 1 interception, 8 PBU, 1 FF) emerged as a starter last season at strong safety and has picked up where he left off. He currently ranks second on the team and fourth in the SEC in tackles per game with 8.6 (43).
- Edwards had a career-high 12 tackles vs. both New Mexico State and Alabama.
- Versatile Blake McClain can play any position in the defensive backfield and is UK's starting free safety. He has totaled 140 tackles, 2 interceptions and 20 pass breakups in his career. He currently is fifth on the team in total tackles with 25.

- Senior Marcus McWilson (125 career tackles, 5.0 TFL, 1.5 sacks, 3 PBU, 1 QBH, 1 FF) brings experience at safety. He has 25 tackles in five games this season.

STATUE HONORING SEC TRAILBLAZERS UNVEILED

The statue honoring the four UK players who broke the color barrier in Southeastern Conference football – Nate Northington, Greg Page, Wilbur Hackett and Houston Hogg – was unveiled at an event at the site of the statue on Sept. 22.

The statue commemorates the playing careers and lives of the first four African-American football players in SEC history. It will be located on a pedestal in the plaza between the new Kentucky Football Training Facility



The pioneers: (L-R) Melvin Page (brother of the late Greg Page), Nate Northington, Wilbur Hackett and Houston Hogg.

RICH BROOKS, WESLEY WOODYARD INDUCTED INTO UK ATHLETICS 2016 HALL OF FAME CLASS

The University of Kentucky Athletics Hall of Fame Class of 2016 inducted six new members last weekend. They were Rich Brooks (football), Chuck Hayes (men's basketball), James Johnson (wrestling), Molly Johnson-Belcher (softball), Bernadette Madigan-Dugan (cross country/track and field) and Wesley Woodyard (football).

RICH BROOKS, FOOTBALL, 2003-09

Only coach in school history to guide UK to bowl games in four consecutive years and win three straight bowls ... Took over a program mired in a severe NCAA probation and by 2006 led UK to a 28-20 upset win over Clemson in the Music City Bowl ... Followed with a win over Florida State in the 2007 Music City Bowl, a season which included a Top-10 ranking and victory over No. 1 (and eventual national champion) LSU ... Following 2008 season, defeated East Carolina in the Liberty Bowl and completed his career at the Music City Bowl in 2009 ... Won at least seven games four years in a row, first time that had happened at UK since 1909-12 ... 2009 SEC Coach of the Year by CollegeFootballNews.com ... In last four seasons, led UK to 12 fourth-quarter comeback wins.

WESLEY WOODYARD, FOOTBALL, 2004-07

One of the best defensive players and team leaders in Kentucky history ... First-team All-SEC as a junior and senior ... Made 395 tackles in his career, seventh in school history ... Led team in tackles three straight years, with at least 100 stops each of the three seasons ... Led the SEC as a senior with 139 tackles ... Unquestioned leader of the defense as the Wildcats posted eight-win seasons and won the 2006 and '07 Music City Bowls ... Led UK in tackles in both bowl triumphs ... Second-team Sophomore All-America ... Also a key contributor in special teams kick coverage ... First-team Freshman All-SEC ... SEC Academic Honor Roll ... UK Athletics Society of Character ... Has played eight years in the NFL with Denver and Tennessee.

FOUR WALK-ONS EARN SCHOLARSHIPS

Coach Stoops awarded scholarships to four deserving walk-ons during preseason camp in juniors Dylan Greenberg and Charles Walker and senior fullbacks Will Thomas Collins and Tanner Fink.

- Fink, a tight end/fullback and native of Elizabethtown, Ky., played in two games last season. He was named Scout Team Player of the Week twice in 2014.
- Collins, also known as "Taco Meat" is a fullback from Jackson, Ky. He saw action in 12 games last season with two starts.



The statues honoring the first four black men to break the color barrier in SEC football stands in front of UK's new practice facility.

- Greenberg, a right guard and native of Tucson, Ariz., transferred from Youngstown State and sat out the 2014 season. He practiced with the team last season but hasn't seen action yet.
- Walker, a wide receiver from Louisville, Ky., played in all 12 games last season with one start. He finished with five catches for 61 yards and was a weapon on special teams.

2016 SCHEDULE NOTES

- The 2016 Kentucky football schedule will feature seven home games and five road tilts.
- UK will face a challenging schedule in 2016, including home conference games with South Carolina, Vanderbilt, Georgia and Mississippi State. UK will travel to Florida, Alabama, Tennessee and Missouri in league play.
- Through five games Kentucky's schedule is ranked the 21st-most difficult in the nation. The Wildcats' five previous opponents have a total of 13 victories, tied for most in the country along with Michigan and Tennessee.
- The combined victory total for all 12 of UK's 2016 opponents is currently 29, tied for fourth nationally.
- The Wildcats face seven straight SEC foes, hosting South Carolina (Sept. 24) and Vanderbilt (Oct. 8), and traveling to Tuscaloosa to face Alabama (Oct. 1). UK will break for an open date on Oct. 15, before hosting Mississippi State on Oct. 22 and traveling to face Missouri on Oct. 29.
- Kentucky will play host to Georgia on Nov. 5 and travel to Tennessee on Nov. 12, before concluding its home schedule with Austin Peay on Nov. 19. Kentucky and Louisville will conclude the regular season on Nov. 26 at Papa John's Cardinal Stadium. It marks the second consecutive season UK will finish the year with two straight non-conference games.
- Last weekend had a pair of special events. The unveiling of new UK football statue, featuring the pioneers of integration of SEC football, on Sept. 22. The new class of the UK Athletics Hall of Fame was introduced at the game on Saturday, Sept. 24.
- The annual Homecoming game will be on Oct. 8 vs. Vanderbilt.
- UK's 1976 team, SEC co-champion and winner of the Peach Bowl, will have a 40th anniversary reunion at the Mississippi State game on Oct. 22.
- For the 25th consecutive year, the 2016 regular season will culminate with the SEC Championship Game on Saturday, Dec. 3 at the Georgia Dome in Atlanta.

2017 SCHEDULE ANNOUNCED

The 2017 Kentucky football schedule will feature seven home games, including visits from Florida, Tennessee and Louisville, and five road games.



\$170 MILLION OF KENTUCKY FOOTBALL CONSTRUCTION

- Kentucky's two major football construction projects total \$170 million.
- A \$125 million "reimagining" of Commonwealth Stadium was completed for the 2015 season. The project gave CWS a new look for the exterior, wider and redesigned concourses, new concession stands and restrooms, new suites and other premium seating, a recruiting room and a new press box.
- Construction began in January 2015 on a new \$45 million practice/office complex (98,000 square feet) being built on the south side of the existing Nutter Field House (see picture above). The comprehensive complex features state-of-the-art practice, office and support facilities for the players and coaches. The facility opened in August of 2016.

Kentucky opens its season on the road against Southern Miss in Hattiesburg, Miss. on Sept. 2 before returning home to face Eastern Kentucky in its home debut at Commonwealth Stadium on Sept. 9. The Wildcats close out September with a trip to South Carolina on Sept. 16 and then back-to-back home tilts against Florida on Sept. 23 and Eastern Michigan on Sept. 30.

The meat of the Southeastern Conference portion of the schedule begins Oct. 7 when Missouri comes to town to kick off six consecutive games against league foes. After an open date on Oct. 14 the Wildcats travel to Mississippi State on Oct. 21, host Tennessee (Oct. 28) and Ole Miss (Nov. 4) and then cap their conference slate with road games at Vanderbilt on Nov. 11 and Georgia on Nov. 18.

The regular season finale comes on Thanksgiving weekend with a Nov. 25 visit by Louisville to Commonwealth Stadium in the battle for the Governor's Cup.

DATE	OPPONENT	LOCATION
Sept. 2	at Southern Miss	Hattiesburg, Miss.
Sept. 9	EASTERN KENTUCKY	Lexington, Ky.
Sept. 16	at South Carolina	Columbia, S.C.
Sept. 23	FLORIDA	Lexington, Ky.
Sept. 30	EASTERN MICHIGAN	Lexington, Ky.
Oct. 7	MISSOURI	Lexington, Ky.
Oct. 14	Open Date	
Oct. 21	Mississippi State	Starkville, Miss.
Oct. 28	TENNESSEE	Lexington, Ky.
Nov. 4	OLE MISS	Lexington, Ky.
Nov. 11	at Vanderbilt	Nashville, Tenn.
Nov. 18	at Georgia	Athens, Ga.
Nov. 25	LOUISVILLE	Lexington, Ky.

COACHING CHANGES

- Eddie Gran was named assistant head coach of the offense/offensive coordinator as well as running backs coach on Dec. 29, 2015.
- Darin Hinshaw was named the co-offensive coordinator/quarterbacks coach on Dec. 29, 2015.
- Lamar Thomas was named the wide receivers coach on Feb. 2, 2016.
- UK co-defensive coordinator and defensive backs coach, Derrick Ansley, was hired to be the defensive backs coach at Alabama on Feb. 3, 2016. Former Cincinnati co-defensive coordinator, Steve Clinkscale, was hired in late February to replace Ansley.
- Outside linebackers coach Andy Buh left to be the defensive coordinator at Maryland and Matt House, formerly the defensive coordinator at Florida International, was hired in May to take his place. House will coach the inside linebackers and serve as the special teams coordinator. Defensive coordinator D.J. Eliot will now coach the outside linebackers.

MID-YEAR ENROLLEES

- Kentucky welcomed seven mid-year enrollees to the program in January. Three are junior college transfers and four are true freshmen.
 - Kash Daniel, Linebacker**, 6-1, 235, Fr.-HS, Paintsville, Ky. (Paintsville)
 - Gunnar Hoak, Quarterback**, 6-4, 190, Fr.-HS, Dublin, Ohio (Dublin Coffman)
 - Dakota Holtzclaw, Wide Receiver**, 6-7, 215, Fr.-HS, Columbus, Ohio (Worthington Kilbourne)
 - Drake Jackson, Center**, 6-2, 302, Fr.-HS, Versailles, Ky. (Woodford County)
 - Tate Leavitt, Off. Tackle**, 6-6, 310, Jr.-JC, Thornville, Ohio (Sheridan/



DE'NIRO LASTER, GREG HART AND COURTNEY LOVE IN AFRICA

Hutchinson CC)

Naquez Pringle, Defensive Line, 6-2, 330, Jr.-JC, Georgetown, S.C. (Carvers Bay/Itawamba CC)

Stephen Johnson II, QB, 6-3, 190, Jr.-JC, Rancho Cucamonga, Calif. (Los Osos/Grambling/College of the Desert)

- In 2015, UK added six mid-year enrollees, including high school graduates offensive lineman George Asafo-Adjei, tight end C.J. Conrad, defensive end Kengera Daniel and linebacker Jordan Jones, and two Nebraska transfers, tight end Greg Hart and linebacker Courtney Love.
- The four freshmen all made an immediate impact on the team in their debut season. Asafo-Adjei played in 11 of 12 games with three starts. Conrad played in all 12 games with nine starts and ranked fifth on the team in receptions with 15 catches for 149 yards and a touchdown. He was named third-team Freshman All-America. Daniel saw action in seven games and Jordan Jones charted 10 tackles in nine games played.

"FIRSTS" UNDER STOOPS

- Kentucky experienced several "firsts" during the 2015 season to boast about:
- The win over South Carolina marked UK's first road win since a 2010 win at Louisville, snapping a 22-game losing skid.
- The USC win was UK's first SEC road win since defeating Georgia in 2009.
- UK's win over Missouri marked its first win over a ranked opponent since upsetting South Carolina in 2010, snapping an 18-game losing streak to ranked teams.
- The win over No. 23/25 Missouri marked Stoops' first win over a ranked opponent and snapped Missouri's 11-game road winning streak, which was the third-longest active streak in the nation.
- The win over No. 23/25 Missouri marked UK's first win over a defending SEC Eastern Division Champion since 2006 vs. Georgia.
- UK's win over Eastern Kentucky marked the first overtime win in the Stoops era and tied for the largest fourth-quarter comeback (behind by 14) in school history.

ACADEMIC SUCCESS

- Last year, UK had 26 players on the SEC Fall Academic Honor Roll and two (Logan Stenberg and Mason Wolfe) were named to the SEC First-Year Academic Honor Roll.
- Seven Wildcats (Will Thomas Collins, Tanner Fink, Dylan Greenberg, J.D. Harmon, Blake McClain, Jon Toth and Zane Williams) are all expected to graduate in December with their undergraduate degrees.
- Players on track to graduate in May are: Jeff Badet, Greg Hart, Nick Haynes, Jacob Hyde, Jojo Kemp, DeNiro Laster, Courtney Love, Marcus McWilson, Kyle Meadows, Courtney Miggins and Ryan Timmons.
- Several key UK players have strong cumulative GPAs over their academic careers, including Miles Butler (3.949), Charles Walker (3.857), Austin MacGinnis (3.726) and Zach Myers (3.672).

THREE CATS TRAVEL TO ETHIOPIA FOR SERVICE TRIP

- Three Wildcats, Greg Hart, Courtney Love and De'Niro Laster, traveled to Ethiopia in May for UK Athletics' sixth annual service trip to Africa. During the week-long trip, the athletes interacted with the residents of impoverished communities, helped widows and orphans and assisted in renovating houses.

FAMILY TIES AT KENTUCKY

- Senior offensive lineman Zach Myers is the son of former UK offensive lineman Brad Myers (1984-87). Brad blocked for three of the top rushers in UK history - George Adams, Mark Higgs and Marc Logan.
- UK senior wide receiver Ryan Timmons has a twin sister named Raven, who is a student assistant in the football office.
- Redshirt freshman linebacker Elijah Barnett's father, Oliver, starred at UK from 1985-89, before playing six seasons in the NFL.
- Freshman linebacker Drew Schlegel is the son of former Wildcat, Mike Schlegel. Mike was a tackle and team captain at Kentucky from 1992-95.

DID YOU KNOW?

- This is the 126th season of intercollegiate football for the UK football program.
- Three current Wildcats traveled to Ethiopia in May for a week-long service trip - linebacker Courtney Love, linebacker De'Niro Laster and tight end Greg Hart.
- The Kentucky cheerleaders have won an unprecedented 21 national cheerleading championships, including 17 of the last 21, at the annual Universal Cheerleaders Association championships.
- Kentucky is one of only 10 schools that have won an NCAA men's basketball championship while also having a claim on a national championship in football.
- UK is one of only seven universities in the U.S. that have programs in agriculture, engineering, law, medicine and pharmacy on a single campus.
- Kentucky linebacker Josh Forrest was chosen by the Los Angeles Rams in the sixth round of the 2016 National Football League Draft. Five other Wildcats signed free agent contracts: Farrington Huguenin (Miami Dolphins), Cory Johnson (Atlanta Falcons), Melvin Lewis (New York Giants), A.J. Stamps (Cleveland Browns) and Jordan Swindle (Los Angeles Rams).

KENTUCKY CAREER RECORDS

CAREER RECEIVING YARDAGE LEADERS

#	Player	Years	Rec	Yards	Avg	TD
1.	Craig Yeast	1995-98	208	2,899	13.9	28
2.	Keenan Burton	2003-07	189	2,376	12.6	25
3.	Derek Abney	2000-03	197	2,339	11.9	18
4.	Dicky Lyons, Jr.	2004, 2006-08	141	1,752	12.4	18
5.	Quentin McCord	1996, 1998-2000	112	1,743	15.6	15
6.	La'Rod King	2009-12	134	1,706	12.7	17
7.	Randall Cobb	2008-10	144	1,661	11.5	13
8.	Anthony White	1996-99	194	1,520	7.8	8
9.	Felix Wilson	1977-79	90	1,508	16.8	10
10.	Tom Hutchinson	1960-62	94	1,483	15.7	9
11.	Kevin Coleman	1995-98	107	1,428	13.3	13
12.	Larry Seiple	1964-66	72	1,422	19.8	10
13.	Jacob Tamme	2004-07	133	1,417	10.6	11
14.	Rafael Little	2004-07	131	1,324	10.1	5
15.	James Whalen	1997-99	120	1,324	11.0	13
16.	Rick Kestner	1963-65	82	1,280	15.6	10
17.	Chris Matthews	2009-10	93	1,289	13.9	12
18.	Derek Smith	1999-2001	89	1,224	13.8	9
19.	Phil Logan	1987-90	83	1,219	14.7	7
20.	Steve Meilinger	1951-53	75	1,210	16.1	17
21.	Garrett Johnson	2014-present	85	1,204	14.2	6
22.	Steve Johnson	2006-07	72	1,200	16.6	14
23.	Javess Blue	2013-14	72	1,111	15.4	9
24.	Ryan Timmons	2013-present	95	1,060	11.2	5
25.	Derek Homer	1997-2000	129	1,052	8.2	2

CAREER RUSHING LEADERS

#	Player	Years	Att	Yards	Avg.	TD
1.	Sonny Collins	1972-75	777	3,835	4.9	26
2.	Moe Williams	1993-95	618	3,333	5.4	26
3.	Rafael Little	2004-07	580	2,996	5.2	16
4.	Mark Higgs	1984-87	532	2,892	5.4	25
5.	George Adams	1981-84	638	2,648	4.2	25
6.	Derrick Locke	2007-10	518	2,618	5.1	22
7.	Artose Pinner	1999-2002	438	2,105	4.8	17
8.	Boom Williams	2014-present	262	1,827	7.0	13
9.	Marc Logan	1983-86	389	1,769	4.5	11
10.	Derrick Ramsey	1975-77	446	1,764	3.9	25
11.	Anthony White	1996-99	364	1,758	4.8	11
12.	Rodger Bird	1963-65	397	1,699	4.2	21
13.	Derek Homer	1997-2000	353	1,689	4.8	11
14.	Ivy Joe Hunter	1985-88	361	1,687	4.7	19
15.	Bill Leskovar	1949-51	324	1,664	5.1	9
16.	Steve Campassi	1972-75	370	1,609	4.3	8
17.	Raymond Sanders	2010-13	340	1,542	4.5	11
18.	Al Baker	1986-90	378	1,534	4.1	15
19.	Mike Fanuzzi	1971-74	344	1,484	4.3	16
20.	Bobby Cravens	1956-58	323	1,448	4.5	6
21.	Jojo Kemp	2013-present	295	1,435	4.9	15
22.	Tony Dixon	2004, 2006-08	345	1,388	4.0	16
23.	Alfred Rawls	1988-89	286	1,370	4.8	16

CAREER SCORING LEADERS

#	Player	Years	TD	FG	PAT	Pts
1.	Lones Seiber	2006-09	0	49	158	305
2.	Joey Worley	1984-87	0	57	75	246
3.	Seth Hanson	1997-98, 2000-01	0	35	127	232
4.	Taylor Begley	2002-05	0	36	118	226
	Randall Cobb	2008-10	37	0	2	226
6.	Craig Yeast	1995-98	32	0	0	192
7.	Austin MacGinnis	2014-present	0	37	79	190
8.	Craig McIntosh	2009-12	0	31	81	174
9.	Doug Pelfrey	1990-92	0	34	6	167
10.	George Adams	1981-84	27	0	2	166

KENTUCKY IN OVERTIME GAMES

- Kentucky is 3-6 in overtime all-time, including a 3-4 mark at home and 0-2 record away.

Date	Opponent	Home/Away	Number of Overtimes	Final Score
Oct. 4, 1997	Alabama	Home	1	W, 40-34
Sept. 2, 2000	Louisville	Away	1	L, 40-34
Nov. 1, 2003	Arkansas	Home	7 (NCAA record)	L, 71-63
Oct. 13, 2007	LSU	Home	3	W, 43-37
Nov. 24, 2007	Tennessee	Home	4	L, 52-50
Nov. 28, 2009	Tennessee	Home	1	L, 30-24
Sept. 15, 2012	Western Kentucky	Home	1	L, 32-31
Sept. 13, 2014	Florida	Away	3	L, 36-30
Oct. 3, 2015	Eastern Kentucky	Home	1	W, 34-27

KENTUCKY'S ALL-TIME COMEBACK WINS

1. -18 Oct. 16, 2010: Trailed South Carolina 28-10 in the third quarter, went on to win 31-28 (at Kentucky)
2. -17 Sept. 19, 1998: Trailed Indiana 20-3 in the second quarter, went on to win 31-27 (at Kentucky)
- 17 Oct. 25, 2003: Trailed Mississippi State 17-0 in the second quarter, went on to win 42-17 (at Kentucky)
4. -14 Nov. 2, 1991: Trailed Cincinnati 14-0 in the second quarter, went on to win 20-17 (at Kentucky)
- 14 Nov. 21, 2009: Trailed Georgia 27-13 in the third quarter, went on to win 34-27 (at Georgia)
- 14 Oct. 4, 2014: Trailed South Carolina 38-24 in the fourth quarter, went on to win 45-38 (at Kentucky)
- 14 Oct. 3, 2015: Trailed Eastern Ky. 27-13 in the fourth quarter, went on to win 34-27 in overtime (at Kentucky)
8. -13 Oct. 17, 1914: Trailed Mississippi A&M (now Mississippi State) 13-0 in the second quarter, went on to win 19-13 (at Kentucky)
- 13 Dec. 29, 1984: Trailed Wisconsin 13-0 in the first quarter of the Hall of Fame Bowl, went on to win 20-19
- 13 Sept. 16, 2000: Trailed Indiana 20-7 in the second quarter, went on to win 41-34 (at Kentucky)
- 13 Nov. 13, 2004: Trailed Vanderbilt 13-0 in the fourth quarter, went on to win 14-13 (at Kentucky)
- 13 Sept. 22, 2007: Trailed Arkansas 20-7 in the second quarter, went on to win 42-29 (at Arkansas)
- 13 Oct. 13, 2007: Trailed LSU 27-14 in the third quarter, went on to win 43-37 in three overtimes (at Kentucky)
- 13 Oct. 18, 2008: Trailed Arkansas 20-7 in the fourth quarter, went on to win 21-20 (at Kentucky)
- 13 Jan. 2, 2009: Trailed East Carolina 16-3 in the third quarter of the Liberty Bowl, went on to win 25-19
16. -11 Nov. 16, 1974: Trailed Florida 17-6 in the second quarter, went on to win 41-24 (at Kentucky)
- 11 Nov. 9, 1996: Trailed Mississippi State 14-3 in the second quarter, went on to win 24-21 (at Kentucky)
- 11 Nov. 7, 1998: Trailed Mississippi State 29-18 in the third quarter, went on to win 37-35 (at Kentucky)
- 11 Nov. 4, 2006: Trailed Georgia 14-3 in the second quarter, went on to win 24-20 (at Kentucky)
- 11 Oct. 11, 2014: Trailed Louisiana-Monroe 14-3 in the second quarter, went on to win 48-14 (at Kentucky)
21. -10 Nov. 1, 1913: Trailed Earlham 10-0 in the second quarter, went on to win 28-10 (at Kentucky)
- 10 Oct. 23, 1965: Trailed Georgia 10-0 in the second quarter, went on to win 28-10 (at Kentucky)
- 10 Nov. 5, 1966: Trailed Vanderbilt 10-0 in the fourth quarter, went on to win 14-10 (at Kentucky)
- 10 Oct. 1, 1977: Trailed Penn State 10-0 in the first quarter, went on to win 24-20 (at Penn State)
- 10 Oct. 14, 1978: Trailed Ole Miss 10-0 in the third quarter, went on to win 24-17 (at Ole Miss)
- 10 Nov. 7, 1981: Trailed Vanderbilt 10-0 in the second quarter, went on to win 17-10 (at Vanderbilt)
- 10 Oct. 12, 1985: Trailed Mississippi State 10-0 in the second quarter, went on to win 33-19 (at Kentucky)
- 10 Oct. 27, 1990: Trailed Georgia 10-0 in the second quarter, went on to win 26-24 (at Kentucky)
- 10 Sept. 23, 1993: Trailed South Carolina 17-7 in the fourth quarter, went on to win 21-17 (at South Carolina)
- 10 Sept. 16, 1995: Trailed Indiana 10-0 in the second quarter, went on to win 17-10 (at Indiana)
- 10 Sept. 10, 2011: Trailed Central Michigan 13-3 in the second quarter, went on to win 27-13 (at Kentucky)

NUMERICAL ROSTER

1 Ryan Timmons, WR, Frankfort, Ky.
 2 Dorian Baker, WR, Cleveland Heights, Ohio
 3* Jordan Griffin, DB, Jonesboro, Ga.
 3* Jojo Kemp, RB, DeLand, Fla.
 5 Kendall Randolph, CB, Tallahassee, Fla.
 6 Blake Bone, WR, Woodruff, S.C.
 7 Drew Barker, QB, Burlington, Ky.
 8* Bryan Berezowitz, WR, Lexington, Ky.
 8* Kobie Walker, LB, Baltimore, Md.
 9* Garrett Johnson, WR, Winter Garden, Fla.
 9* Davonte Robinson, CB, Lexington, Ky.
 10 Asim "A.J." Rose, RB, Cleveland, Ohio
 11 J.D. Harmon, CB, Paducah, Ky.
 12* Antonio Hassell, DB, Louisville, Ky.
 12* Gunnar Hoak, QB, Dublin, Ohio
 13 Jeff Badet, WR, Orlando, Fla.
 14 Luke Wright, QB, Atlanta, Ga.
 15* Stephen Johnson, QB, Rancho Cucamonga, Calif.
 15* Marcus McWilson, S, Youngstown, Ohio
 16* Davis Mattingly, QB, Louisville, Ky.
 16* Marcus Walker, S, Lake Wales, Fla.
 17* Tobias Gilliam, DB, Dayton, Ohio
 17* Alexander Montgomery, WR, Weston, Fla.
 18 "Boom" Williams, RB, Monroe, Ga.
 19 Kayaune Ross, WR, West Chester, Ohio
 20* Kengera Daniel, DE, Raleigh, N.C.
 20* Ryan Kendall, WR, Charlotte, N.C.
 21 Chris Westry, CB, Orange Park, Fla.
 22* Sihiem King, RB, Colquitt, Ga.
 22* Casius Smith, DB, Lexington, Ky.
 23* Brayden Berezowitz, WR, Lexington, Ky.
 23* Terrell Scruggs, DB, Louisville, Ky.
 24* Zach Johnson, RB, Cincinnati, Ohio
 24* Blake McClain, CB, Winter Park, Fla.
 25* Harold Turks, RB, Nashville, Tenn.
 25* Darius West, S, Lima, Ohio
 26* Jack Jackson, DB, Lexington, Ky.
 26* Benny Snell Jr., RB, Westerville, Ohio
 27 Mike Edwards, S, Cincinnati, Ohio
 28 Kei Beckham, CB, Trotwood, Ohio
 29 Derrick Baity, CB, Tampa, Fla.
 30* Isaiah Brown, CB, Martinez, Ga.
 30* Marvin Robinson, WR, Fort Lauderdale, Fla.
 31* David Bouvier, WR, Lexington, Ky.
 31* Jamar "Boogie" Watson, LB, Forestville, Md.
 32* Eli Brown, LB, Bowling Green, Ky.
 32* William Mahone, RB, Cincinnati, Ohio
 33 Roland Walder, LB, Dayton, Ohio
 34 Jordan Jones, LB, Youngstown, Ohio
 35 Denzil Ware, DE/LB, Opp, Ala.
 36* Jacob Hyde, NG/FB, Manchester, Ky.
 36* Jake Sauder, TE, Pittsburgh, Penn.
 37 Spencer Foy, LB, Louisville, Ky.
 38 Alex Brownell, LB, Union, Ky.
 39 Elijah Barnett, LB, Lexington, Ky.
 40 Nico Firiros, LB, Longwood, Fla.
 41 Josh Allen, LB, Montclair, N.J.
 42* Kynan Smith, WR, Taylorsville, Ky.
 42* Tristan Yeomans, LS, Waycross, Ga.
 43 Logan Blue, LB/LS, Owensboro, Ky.
 44 De'Niro Laster, LB, Cleveland Heights, Ohio
 45 Jaylin Bannerman, LB, Pickerington, Ohio
 46 Drew Schlegel, LB, Parker, Colo.
 47 Jordan Bonner, LB, Lyndhurst, Ohio

ALPHABETICAL ROSTER

41 Josh Allen LB 6-5 230 So-1L Montclair, N.J. (Montclair)
 64 George Asafo-Adjei OT 6-5 315 So-1L West Chester, Ohio (Lakota West)
 13 Jeff Badet WR 6-0 180 Jr-2L Orlando, Fla. (Freedom)
 29 Derrick Baity CB 6-3 182 So-1L Tampa, Fla. (H.B. Plant)
 2 Dorian Baker WR 6-3 208 Jr-2L Cleveland Heights, Ohio (Cleveland Heights)
 45 Jaylin Bannerman LB 6-5 220 Fr-HS Pickerington, Ohio (Pickerington Central)
 7 Drew Barker QB 6-3 225 So-1L Burlington, Ky. (Conner)
 39 Elijah Barnett LB 6-3 230 Fr-RS Lexington, Ky. (Henry Clay)
 55 David Baumer OG 6-5 309 So-Sq Cincinnati, Ohio (LaSalle)
 28 Kei Beckham CB 5-11 175 Fr-RS Trotwood, Ohio (Trotwood-Madison)
 92 Alvon Bell DE 6-5 260 Jr-JC Miramar, Fla. (Everglades/Pearl River CC)
 23 Brayden Berezowitz WR 5-9 158 Fr-HS Lexington, Ky. (Henry Clay)
 8* Bryan Berezowitz WR 5-9 165 Fr-HS Lexington, Ky. (Henry Clay)
 53 Blake Best LS 6-1 246 Fr-RS Duluth, Ga. (Peachtree Ridge)
 43 Logan Blue LB/LS 6-4 240 So-Sq Owensboro, Ky. (Owensboro)
 6 Blake Bone WR 6-5 213 Jr-2L Woodruff, S.C. (Woodruff)
 47 Jordan Bonner LB 6-5 220 So-JC Lyndhurst, Ohio (Brush/NE Oklahoma A&M)
 31* David Bouvier WR 5-9 171 So-Sq Lexington, Ky. (Lexington Catholic)
 32* Eli Brown LB 6-2 215 Fr-RS Bowling Green, Ky. (Warren East)
 30* Isaiah Brown CB 6-0 180 Fr-RS Martinez, Ga. (Augusta Christian)
 38 Alex Brownell LB 6-2 215 Fr-RS Union, Ky. (Ryle)
 95 Miles Butler K 5-9 171 So-1L Paducah, Ky. (Tilghman)
 90 T.J. Carter DE 6-4 275 Fr-HS Mableton, Ga. (Whitefield Academy)
 48* Will Thomas Collins FB 5-11 241 Sr-1L Jackson, Ky. (Breathitt County/Pikeville)
 87 C.J. Conrad TE 6-5 245 So-1L LaGrange, Ohio (Keystone)
 93* Ja'Quize Cross DL 6-3 312 Fr-HS New Market, Ala. (Buckhorn)
 56 Kash Daniel LB 6-1 241 Fr-HS Paintsville, Ky. (Paintsville)
 20* Kengera Daniel DE 6-5 260 So-1L Raleigh, N.C. (Millbrook)
 98 Tymere Dubose DT 6-5 320 So-1L Youngstown, Ohio (Youngstown Christian)
 27 Mike Edwards S 6-0 200 So-1L Cincinnati, Ohio (Winton Woods)
 69* Matt Elam NG 6-7 360 Jr-2L Elizabethtown, Ky. (John Hardin)
 49 Tanner Fink TE/FB 6-2 251 Sr-Sq Louisville, Ky. (North Oldham)
 40 Nico Firiros LB 6-2 242 So-Sq Longwood, Fla. (Lyman)
 79 Luke Fortner OT 6-6 305 Fr-HS Sylvania, Ohio (Sylvania Northview)
 37 Spencer Foy LB 6-4 226 So-Tr Louisville, Ky. (St. Xavier/Louisville)
 17* Tobias Gilliam DB 5-11 193 Fr-HS Dayton, Ohio (Wayne)
 62 Dylan Greenberg RG 6-2 302 Jr-Sq Tucson, Ariz. (Salpointe Catholic/Youngstown State)
 82 Jabari Greenwood WR 6-3 195 Fr-RS Washington, D.C. (Gonzaga)
 3* Jordan Griffin DB 6-0 177 Fr-HS Jonesboro, Ga. (Jonesboro)
 11 J.D. Harmon CB 6-2 200 Sr-3L Paducah, Ky. (Tilghman)
 85 Greg Hart TE 6-5 245 Jr-Tr Dayton, Ohio (Archbishop Alter/Nebraska)
 12* Antonio Hassell DB 6-0 175 Fr-HS Louisville, Ky. (DuPont Manual)
 68 Nick Haynes OG 6-3 316 Jr-2L Niceville, Fla. (Niceville)
 12* Gunnar Hoak QB 6-4 200 Fr-HS Dublin, Ohio (Dublin Coffman)
 81 Dakota Holtzclaw WR 6-7 216 Fr-HS Columbus, Ohio (Worthington Kilbourne)
 89 Zy'Aire Hughes ATH 6-1 190 Fr-HS Paducah, Ky. (McCracken County)
 36* Jacob Hyde NG/FB 6-2 320 Jr-Sq Manchester, Ky. (Clay County)
 52 Drake Jackson C 6-2 302 Fr-HS Versailles, Ky. (Woodford County)
 26* Jack Jackson DB 5-11 165 Fr-HS Lexington, Ky. (Henry Clay)
 9* Garrett Johnson WR 5-11 175 Jr-2L Winter Garden, Fla. (West Orange)
 15* Stephen Johnson QB 6-2 183 Jr-JC Rancho Cucamonga, Calif. (Los Osos/Grumbling College of the Desert)
 24* Zach Johnson RB 5-10 193 Fr-HS Cincinnati, Ohio (Colerain)
 34 Jordan Jones LB 6-2 220 So-1L Youngstown, Ohio (Cardinal Mooney)
 3* Jojo Kemp RB 5-10 200 Sr-3L DeLand, Fla. (DeLand)
 20* Ryan Kendall WR 5-10 193 So-Sq Charlotte, N.C. (Cuthbertson)
 22* Sihiem King RB 5-9 172 So-1L Colquitt, Ga. (Colquitt County)
 97 Kevin Kirby DL 6-6 270 Fr-HS Louisville, Ky. (Waggener)
 93* Bryan Kirshe P 6-0 150 So-Sq Sarasota, Fla. (Out of Door Academy)
 44 De'Niro Laster LB 6-4 241 Jr-Tr Cleveland Heights, Ohio (Cleveland Heights/Minnesota)
 75 Tate Leavitt OT 6-6 310 Jr-JC Thornville, Ohio (Sheridan/Hutchinson CC)
 59 Kordell Looney DT 6-3 285 Fr-HS Springfield, Ohio (Springfield)
 51 Courtney Love LB 6-2 242 Jr-Tr Youngstown, Ohio (Cardinal Mooney/Nebraska)
 99* Austin MacGinnis K 5-10 180 Jr-2L Wedowee, Ala. (Prattville)
 32* William Mahone RB 5-9 200 Jr-Sq Cincinnati, Ohio (Lakota East)
 16 Davis Mattingly QB 6-4 217 Fr-RS Louisville, Ky. (Male)
 24* Blake McClain CB 5-11 200 Sr-3L Winter Park, Fla. (Winter Park)
 86 Grant McKinniss P 6-1 210 Fr-HS Findlay, Ohio (Findlay)
 15* Marcus McWilson S 6-0 210 Sr-3L Youngstown, Ohio (Cardinal Mooney)
 73 Kyle Meadows OT 6-5 300 Jr-2L West Chester, Ohio (Lakota West)
 69* Ramsey Meyers OG 6-4 305 Jr-2L Orange Park, Fla. (Ridgeview)
 99* Adrian Middleton DT 6-3 303 So-1L Bowling Green, Ky. (South Warren)
 94 Courtney Miggins DT 6-5 285 Sr-1L Lithonia, Ga. (Miller Grove/Pearl River CC)

NUMERICAL ROSTER

48* Will Thomas Collins, FB, Jackson, Ky.
 48* Brett Slusher, DB, Fort Mitchell, Ky.
 49 Tanner Fink, TE/FB, Louisville, Ky.
 51 Courtney Love, LB, Youngstown, Ohio
 52 Drake Jackson, C, Versailles, Ky.
 53 Blake Best, LS, Duluth, Ga.
 54 Colton Piatt, LS, Nashville, Tenn.
 55 David Baumer, OG, Cincinnati, Ohio
 56 Kash Daniel, LB, Paintsville, Ky.
 57 Zach Myers, C, Miamisburg, Ohio
 59 Kordell Looney, DT, Springfield, Ohio
 60 Calvin Taylor Jr., DE, Augusta, Ga.
 61 Tristen Salyer, OT, Oil Springs, Ky.
 62 Dylan Greenberg, RG, Tucson, Ariz.
 63 Wells Purdom, OL, Paducah, Ky.
 64 George Asafo-Adjei, OT, West Chester, Ohio
 65 Jervontius Stallings, C, McComb, Miss.
 67 Landon Young, OL, Lexington, Ky.
 68 Nick Haynes, OG, Niceville, Fla.
 69* Matt Elam, NG, Elizabethtown, Ky.
 69* Ramsey Meyers, OG, Orange Park, Fla.
 71 Logan Stenberg, OG, Madison, Ala.
 72 Jon Toth, C, Indianapolis, Ind.
 73 Kyle Meadows, OT, West Chester, Ohio
 74 Cole Mosier, OG, Walton, Ky.
 75 Tate Leavitt, OT, Thornville, Ohio
 77* Naquez Pringle, DT, Georgetown, S.C.
 77* Mason Wolfe, OT, Henderson, Ky.
 78 Zane Williams, DT, Lexington, Ky.
 79 Luke Fortner, OT, Sylvania, Ohio
 80 Tavin Richardson, WR, Greer, S.C. (Byrnes)
 81 Dakota Holtzclaw, WR, Columbus, Ohio
 82 Jabari Greenwood, WR, Washington, D.C.
 83 Justin Rigg, TE, Springboro, Ohio
 84 Charles Moushey, WR, Westerville, Ohio
 85 Greg Hart, TE, Dayton, Ohio
 86 Grant McKinniss, P, Findlay, Ohio
 87 C.J. Conrad, TE, LaGrange, Ohio
 88 Charles Walker, WR, Louisville, Ky.
 89 Zy'Aire Hughes, ATH, Paducah, Ky.
 90 T.J. Carter, DE, Mableton, Ga.
 91 Tyler Pack, K, Paintsville, Ky.
 92 Alvonte Bell, DE, Miramar, Fla.
 93* Ja'Quize Cross, DL, New Market, Ala.
 93* Bryan Kirshe, P, Sarasota, Fla.
 94 Courtney Miggins, DT, Lithonia, Ga.
 95 Miles Butler, K, Paducah, Ky.
 97 Kevin Kirby, DL, Louisville, Ky.
 98 Tymere Dubose, DT, Youngstown, Ohio
 99* Austin MacGinnis, K, Wedowee, Ala.
 99* Adrian Middleton, DT, Bowling Green, Ky.

ALPHABETICAL ROSTER

17*	Alexander Montgomery	WR	6-2	210	Jr-2L	Weston, Fla. (Cypress Bay)
74	Cole Mosier	OG	6-6	335	Jr-2L	Walton, Ky. (Walton-Verona)
84	Charles Moushey	WR	6-0	180	Jr-Sq	Westerville, Ohio (Westerville Central)
57	Zach Myers	C	6-3	305	Sr-2L	Miamisburg, Ohio (Miamisburg)
91	Tyler Pack	K	6-4	220	Fr-HS	Paintsville, Ky. (Johnson Central)
54	Colton Piatt	LS	6-3	221	Fr-HS	Nashville, Tenn. (Lipscomb Academy)
77*	Naquez Pringle	DT	6-3	320	Jr-JC	Georgetown, S.C. (Carvers Bay/Itawamba CC)
63	Wells Purdom	OL	6-2	294	Fr-HS	Paducah, Ky. (McCracken County)
5	Kendall Randolph	CB	6-0	182	Jr-2L	Tallahassee, Fla. (Lincoln)
80	Tavin Richardson	WR	6-3	216	Fr-RS	Greer, S.C. (Byrnes)
83	Justin Rigg	TE	6-6	251	Fr-HS	Springboro, Ohio (Springboro)
9*	Davonte Robinson	CB	6-2	187	Fr-HS	Lexington, Ky. (Henry Clay)
30*	Marvin Robinson	WR	6-4	175	Fr-HS	Fort Lauderdale, Fla. (Stranahan)
10	Asim "A.J." Rose	RB	6-1	200	Fr-HS	Cleveland, Ohio (Garfield Heights)
19	Kayaune Ross	WR	6-6	225	So-JC	West Chester, Ohio (Lakota West/Phoenix College)
61	Tristen Salyer	OT	6-5	306	Fr-RS	Oil Springs, Ky. (Johnson Central)
36*	Jake Sauder	TE	6-3	240	Fr-HS	Pittsburgh, Penn. (North Catholic)
46	Drew Schlegel	LB	5-11	202	Fr-HS	Parker, Colo. (Regis Jesuit)
23*	Terrell Scruggs	DB	6-0	175	Fr-HS	Louisville, Ky. (DuPont Manual)
48*	Brett Slusher	DB	6-2	195	Fr-HS	Fort Mitchell, Ky. (Beechwood)
26*	Benny Snell Jr.	RB	5-11	220	Fr-HS	Westerville, Ohio (Westerville Central)
22*	Casius Smith	DB	5-10	165	Fr-HS	Lexington, Ky. (Henry Clay)
42*	Kynan Smith	WR	6-2	188	Fr-RS	Taylorville, Ky. (Spencer County)
65	Jervontius Stallings	C	6-3	318	So-Sq	McComb, Miss. (Spain Park)
71	Logan Stenberg	OG	6-6	318	Fr-RS	Madison, Ala. (James Clemens)
60	Calvin Taylor Jr.	DE	6-9	295	Fr-RS	Augusta, Ga. (Augusta Christian)
1	Ryan Timmons	WR	5-10	198	Sr-3L	Frankfort, Ky. (Franklin County)
72	Jon Toth	C	6-5	310	Sr-3L	Indianapolis, Ind. (Brebeuf Jesuit)
25*	Harold Turks	RB	5-10	175	Fr-HS	Nashville, Tenn. (Montgomery Bell Academy)
33	Roland Walder	LB	6-3	215	Fr-HS	Dayton, Ohio (Trotwood-Madison)
88	Charles Walker	WR	5-11	203	Jr-2L	Louisville, Ky. (St. Xavier)
8*	Kobie Walker	LB	6-3	215	So-Sq	Baltimore, Md. (Our Lady of Good Counsel)
16*	Marcus Walker	S	6-1	202	Fr-RS	Lake Wales, Fla. (Lake Wales)
35	Denzil Ware	DE/LB	6-2	255	So-1L	Opp, Ala. (Senior)
31*	Jamar "Boogie" Watson	LB	6-3	234	Fr-HS	Forestville, Md. (Bishop McNamara)
25*	Darius West	S	6-0	210	So-1L	Lima, Ohio (Central Catholic)
21	Chris Westry	CB	6-4	195	So-1L	Orange Park, Fla. (Oakleaf)
18	Stanley "Boom" Williams	RB	5-9	196	Jr-2L	Monroe, Ga. (George Walton Academy)
78	Zane Williams	DT	6-4	290	Sr-Sq	Lexington, Ky. (Dunbar)
77*	Mason Wolfe	OT	6-6	305	Fr-RS	Henderson, Ky. (Henderson County)
14	Luke Wright	QB	6-4	206	So-Tr	Atlanta, Ga. (Holy Innocents' Episcopal/Cincinnati)
42*	Tristan Yeomans	LS	6-2	190	So-JC	Waycross, Ga. (Ware County/New Mexico Military Institute)
67	Landon Young	OL	6-7	305	Fr-HS	Lexington, Ky. (Lafayette)

PRONUNCIATION GUIDE

George Asafo-Adjei: ah-SAH-fo ad-JAY	Sihem King: sah-HEEM
Jeff Badet: bah-DETT	Bryan Kirshe: KER-she
Derrick Baity: same as "batey"	William Mahone: Ma-HONE (no long "e" sound)
Kei Beckham: same as "key"	Cole Mosier: MO-zher
Bryan and Brayden Berezowitz: BREZ-o-wits	Charles Moushey: Moo-SHAY
Alvonte Bell: al-VON-tay	Tavin Richardson: TAY-vin
David Bouvier: Boo-VEE-ay (long "a" sound)	Kayaune Ross: KAY-juan
Kengera Daniel: ken-JAIR-uh	Jervontius Stallings: jer-VON-tee-us
Tymere Dubose: du-BOSE	Jon Toth: TOETH (long "o" sound)
Nico Farios: NEE-ko FEER-ee-ose	Tristan Yeomans: YO-mans
Jabari Greenwood: jah-BAR-ee	Denzil Ware: den-ZEL
Zy'Aire Hughes: ZY-air	



GAME-BY-GAME STARTERS

OFFENSIVE STARTERS

	<u>TE/WR</u>	<u>LT</u>	<u>LG</u>	<u>C</u>	<u>RG</u>	<u>RT</u>	<u>WR</u>	<u>WR</u>	<u>RB</u>	<u>WR</u>	<u>QB</u>
Southern Miss	Conrad	Mosier	Haynes	Toth	Meyers	Meadows	Badet	G. Johnson	Kemp	Richardson	Barker
Florida	Timmons	Mosier	Haynes	Toth	Meyers	Meadows	Badet	G. Johnson	Williams	Richardson	Barker
New Mexico State	Timmons	Young	Haynes	Toth	Meyers	Meadows	Badet	G. Johnson	Williams	Baker	Barker
South Carolina	Conrad	Young	Haynes	Toth	Meyers	Meadows	Badet	G. Johnson	Williams	Richardson	S. Johnson
Alabama	Conrad	Young	Haynes	Toth	Stallings	Meadows	Badet	G. Johnson	Williams	Richardson	S. Johnson

DEFENSIVE STARTERS

	<u>DE</u>	<u>DE</u>	<u>NG</u>	<u>SLB</u>	<u>DT</u>	<u>LB/NCKL</u>	<u>WLB</u>	<u>MLB</u>	<u>SS</u>	<u>CB</u>	<u>CB</u>
Southern Miss	Ware	Miggins	Elam	K. Walker	Bell	McClain	Jones	Love	Edwards	Baity	Westry
Florida	Ware	Miggins	Elam	Allen	Middleton	McClain	Jones	Love	Edwards	Baity	Westry
New Mexico State	Ware	Miggins	Bell	K. Walker	Middleton	McClain	Jones	Love	Edwards	Baity	Westry
South Carolina	Ware	Miggins	Elam	Allen	Middleton	McClain	Jones	Love	Edwards	Baity	Westry
Alabama	Ware	Miggins	Elam	Allen	Middleton	McWilson	Jones	Love	Edwards	Baity	Westry



1

SOUTHERN MISS 44, KENTUCKY 35
SEPT. 3, 2016 • LEXINGTON, KY.
COMMONWEALTH STADIUM (57,230)



Despite an explosive first half, the Kentucky football team was unable to fend off a dominant second half by the visiting Southern Miss Golden Eagles in a 44-35 loss in the season opener at Commonwealth Stadium.

It marked the first season-opening loss for Kentucky since 2013. Southern Miss, a 9-5 team from a season ago, scored 34 second-half points in the comeback victory.

UK's offense was directed by sophomore quarterback Drew Barker, who went 15-of-24 for 323 yards and four touchdowns. Barker set career highs in yards and touchdown passes. Wide receiver Garrett "Juice" Johnson hauled in six catches for 143 yards and a pair of touchdowns, while running back Stanley "Boom" Williams posted 94 yards on the ground on 13 attempts.

Defensively, the Wildcats were led by sophomore linebacker Jordan Jones who amassed 19 total tackles. Thirteen of those stops came by way of solo tackles. He also notched two tackles for a loss, including a sack and one

quarterback hurry. Sophomore linebacker Kobie Walker was the other Wildcat to reach double-digit tackles with 10 total stops. Senior defensive back J.D. Harmon led UK with two interceptions, while Blake McClain added another pick and nine tackles.

Kentucky trailed 7-0 with 9:37 remaining in the opening quarter, before Barker found Jeff Badet on a bubble screen that he took to the house for an electrifying 72-yard score, marking the longest haul of his career.

That was just the beginning for the big-play Kentucky offense in the opening half as UK combined for six plays of more than 30 yards in the first 30 minutes. Barker was 11-of-19 for 287 yards and four touchdown passes in the opening stanza, while Johnson accounted for 108 yards on four catches, which included a pair of scores.

Less than two minutes after the opening touchdown of the season for the Cats, Barker found Johnson for a 43-yard strike. With just 25 seconds remaining in the opening stanza, freshman Kayaune Ross hauled in his first career reception for a nine-yard touchdown and a 21-7 lead for the Cats.

UK continued its assault when Barker dropped a beauty between a pair of defenders into Johnson's waiting arms for a 53-yard pitch-and-catch. Williams ignited another drive with a 36-yard scoot, before Jojo Kemp finished the drive with a seven-yard plunge for a 35-10 advantage.

However, the Golden Eagles would not go away scoring 34-consecutive points to bring the final score to 44-35.

Southern Miss struck for a 71-yard score with 26 seconds remaining in the opening frame when Nick Mullens connected with Isaiah Jones to account for the 35-17 score at the break.

The Golden Eagles scored on seven of their final eight possessions to complete the comeback effort.

Scoring Summary

Table with 7 columns: Team, Yards, Time, Points, etc. Rows for USM and UK.

- USM - SMITH, Ito 8 yd run (SHAUNFIELD kick), 7-49 3:36
UK - Jeff Badet 72 yd pass from Drew Barker (A. MacGinnis kick), 2-75 0:40
UK - Garrett Johnson 43 yd pass from Drew Barker (A. MacGinnis kick), 2-58 0:33
UK - Kayaune Ross 9 yd pass from Drew Barker (A. MacGinnis kick), 7-65 2:04
UK - Garrett Johnson 53 yd pass from Drew Barker (A. MacGinnis kick), 2-49 0:24
USM - SHAUNFIELD, Parker 31 yd field goal, 10-64 4:02
UK - Jojo Kemp 7 yd run (A. MacGinnis kick), 5-64 1:42
USM - JONES, Isaiah 71 yd pass from MULLENS (SHAUNFIELD kick), 3-84 0:22
USM - MULLENS, Nick 1 yd run (SHAUNFIELD kick), 11-84 4:20
USM - ALLEN, Julian 18 yd pass from MULLENS (SHAUNFIELD kick), 8-66 2:39
USM - MULLENS, Nick 1 yd run (SHAUNFIELD kick), 10-57 3:32
USM - SHAUNFIELD 49 yd field goal, 12-56 4:54
USM - SHAUNFIELD 25 yd field goal, 11-62 4:56

Team Statistics

Table comparing USM and UK statistics: First Downs, Rush Att./Net Rush, Passing C/A/I, etc.

Individual Statistics

Rushing (Att.-Yd.-TD)
USM - Smith 36-173-1, Payne 16-100, Holmes 2-7
UK - B. Williams 13-94, Kemp 5-7-1, Barker 7- -5

Passing (COMP-ATT-INT-YARDS-TD)

USM - Mullens 18-28-3-258-2
UK - Barker 15-24-1-323-4

Receiving (REC-YARDS-TD)

USM - Smith 5-40, Jones 3-93-1, Allen 3-30-1, Thompson 3-25, Staggers 2-46, Robertson 1-14, Ricard 1-10
UK - G. Johnson 6-143-2, Richardson 2-74, Badet 2-72-1, Williams 2-16, Ross 1-9-1, Conrad 1-5, Kemp 1-4, MacGinnis 1- -10

Tackles

USM - Bradley 7, Armstrong 5, Yancey 5, Antoine 5, Foster 5
UK - Jones 19, Walker 10

2

FLORIDA 45, KENTUCKY 7
SEPT. 10, 2016 • GAINESVILLE, FLA.
BEN HILL GRIFFIN STADIUM (85,821)



Boom Williams rushed for 66 yards on 12 carries, but it was not enough as the Kentucky football team lost to Florida 45-7 on Saturday at Ben Hill Griffin Stadium.

The Wildcat offense never got on track in the game, committing four turnovers. The three interceptions and one fumble led to 28 Florida points.

Florida took a 14-0 lead after the first quarter, but Kentucky had an opportunity to score early in the second stanza. After sophomore cornerback Derrick Baity intercepted a Luke Del Rio pass, Kentucky drove to the Florida 17-yard line. But on fourth down, Austin MacGinnis' field goal attempt hit the left upright and the Cats came away empty.

After a Florida field goal made it 17-0, Kentucky drove into Gator territory again, aided by a 25-yard reverse run by junior wide receiver Jeff Badet. But sophomore quarterback Drew Barker was intercepted by Florida's Jalen Tabor to end the threat.

Florida extended its lead to 24-0 before the half, before adding 21 points in the second half.

Kentucky assembled its best drive of the game in the fourth quarter, as the Wildcats went 80 yards in nine plays, culminating in a Jojo Kemp touchdown run from two yards out. MacGinnis added the extra point to make it 45-7. The biggest play of the drive was a 45-yard completion from backup quarterback Stephen Johnson to Badet, which got the Wildcats into the red zone.

Defensive back Blake McClain had nine tackles for Kentucky, while sophomore Jordan Jones continued his strong early-season play with nine stops, including a tackle for a loss. De'Niro Laster and Naquez Pringle each had five tackles, and each recorded a tackle for a loss.

Scoring Summary

Table with 7 columns: Team, Yards, Time, Points, etc. Rows for UF and UK.

- UF - Thompson, M. 3 yd run (Pineiro, E. kick), 15-84 7:29 0 - 7
UF - Callaway, A. 78 yd pass from Del Rio, L. (Pineiro, E. kick), 1-78 0:12 0 - 14
UF - Pineiro, E. 54 yd field goal, 8-44 3:06 0 - 17
UF - Powell, B. 5 yd pass from Del Rio, L. (Pineiro, E. kick), 13-58 4:13 0 - 24
UF - Swain, F. 26 yd pass from Del Rio, L. (Pineiro, E. kick), 3-45 1:21 0 - 31
UF - Scarlett, J. 4 yd run (Pineiro, E. kick), 6-33 3:03 0 - 38
UF - Perine, L. 28 yd pass from Del Rio, L. (Pineiro, E. kick), 6-58 2:41 0 - 45
UK - Jojo Kemp 2 yd run (A. MacGinnis kick), 9-65 4:45 7 - 45

Team Statistics

Table comparing UF and UK statistics: First Downs, Rush Att./Net Rush, Passing C/A/I, etc.

Individual Statistics

Rushing (Att.-Yd.-TD)
UF - Perine 17-105, Thompson 15-59-1, Scarlett 9-43-1, Cronkrite 5-29, Del Rio 2-5, Herndon 2-3
UK - B. Williams 12-66, Badet 1-25, Kemp 8-13-1, Johnson 7-9, Barker 6- -19

Passing (COMP-ATT-INT-YARDS-TD)

UF - Del Rio 19-32-1-320-4
UK - Barker 2-10-3-10-0, Johnson 1-3-0-45-0

Receiving (REC-YARDS-TD)

UF - Callaway 5-129-1, Powell 4-43-1, Goolsby 3-44, Worton 2-19, Perine 1-28-1, Swain 1-26-1, Stephens 1-14, Cronkrite 1-10, Lewis 1-7
UK - Badet 1-45, B. Williams 1-7, Richardson 1-3

Tackles

UF - Anzalone 6, Sherit 5
UK - McClain 9, Jones 9, Edwards 6, Love 6



3

KENTUCKY 62, NEW MEXICO STATE 42
SEPT. 17, 2016 • LEXINGTON, KY.
COMMONWEALTH STADIUM (49,669)



Benjamin Snell Jr. ran for four touchdowns and Stephen Johnson added three TD passes to lead Kentucky to a 62-42 win over New Mexico State on Saturday.

"It feels great and it feels phenomenal," Johnson said. "At this level and in the Southeastern Conference, every game is a big game."

Kentucky starting quarterback Drew Barker was injured after throwing an interception on the first series and didn't return. After a shaky start, Johnson settled down in Barker's absence to steer the Wildcats in front of 49,669 fans, the smallest in coach Mark Stoops' four-year tenure.

Johnson was 17-of-22 passing for 310 yards, and added 51 yards rushing. Snell, a third-string freshman, finished with 136 yards and tied a school record for rushing touchdowns. Stanley Boom Williams added 181 yards on 18 carries and a touchdown.

Stoops lauded the play of Johnson, who relieved Barker and led Kentucky to its only touchdown in a 45-7 loss at Florida last Saturday.

"It was good to see Stephen come in and play like that," Stoops said. "To see him play like he did was really good. I thought he calmed down and made some good decisions -- early on it was a little rough. He settled in and he has a lot of poise."

Stoops wasn't surprised by Snell's performance and said Snell has competed at a high level since he arrived on campus this fall.

"He plays much more mature than a true freshman," Stoops said. "That's really good to see."

New Mexico State's (1-2) Tyler Rogers was 16 of 33 for 246 yards passing with two touchdowns and two interceptions.

Scoring Summary
NMSU 21 14 7 0 - 42
UK 14 21 14 13 - 62
NMSU - Boone, Johnathan 35 yd pass from Rogers, Tyler (Davidson, P kick), 2-46 0:23 7 - 0
UK - S. Williams 63 yd run (A. MacGinnis kick), 1-63 0:13 7 - 7
NMSU - Boone, J. 31 yd pass from Taylor, Tyrian (Davidson, P kick), 1-31 0:08 14 - 7
UK - C.J. Conrad 72 yd pass from Stephen Johnson (A. MacGinnis kick), 2-77 0:33 14 - 14
NMSU - Taylor, Tyrian 5 yd run (Davidson, P kick), 15-75 5:41 21 - 14
UK - C.J. Conrad 9 yd pass from Stephen Johnson (A. MacGinnis kick), 6-39 3:18 21 - 21
NMSU - Hogan, G. 5 yd pass from Rogers, Tyler (Davidson, P kick), 10-79 2:31 28 - 21
UK - Benny Snell 5 yd run (A. MacGinnis kick), 3-75 1:16 28 - 28
UK - Benny Snell 1 yd run (A. MacGinnis kick), 9-88 3:34 28 - 35
NMSU - Rogers, Tyler 1 yd run (Davidson, P kick), 3-75 0:20 35 - 35
UK - C.J. Conrad 17 yd pass from Stephen Johnson (A. MacGinnis kick), 8-71 2:46 35 - 42
UK - Benny Snell 2 yd run (A. MacGinnis kick), 7-62 2:29 35 - 49
NMSU - Rogers, Tyler 5 yd run (Davidson, P kick), 8-75 2:38 42 - 49
UK - Benny Snell 4 yd run (A. MacGinnis kick failed), 11-75 6:01 42 - 55
UK - Charles Walker 65 yd punt return (A. MacGinnis kick) 42 - 62

Team Statistics table with columns for NMSU and UK, listing First Downs, Rush Att./Net Rush, Passing C/A/I, etc.


Individual Statistics
Rushing (Att.-Yd.-TD)
NMSU - Hall 18-94, Rogers 15-70-2, Huntley 7-34, Girdy 4-20, Taylor 1-5-1
UK - B. Williams 18-181-1, Snell 17-136-4, S. Johnson 10-51, Horton 3-12, Barker 1-1

Receiving (REC-YARDS-TD)
NMSU - Clark 3-49, Hogan 3-24-1, Caldwell 2-72, Boone 2-66-2, Hall 2-32-0, Huntley 2-4, Lottie 1-18, Scott 1-7, Taylor 1-5
UK - Conrad 5-133-3, Timmons 4-42, Badet 3-89, G. Johnson 3-31, Hart 2-16, King 1-0

Tackles
UK - Edwards 12, Jones 7, Bell 7
NMSU - Butler 12, Hanks 11, Wright 10

4

KENTUCKY 17, SOUTH CAROLINA 10
SEPT. 24, 2016 • LEXINGTON, KY.
COMMONWEALTH STADIUM (51,702)



Boom Williams and Benny Snell Jr. once again put on an impressive rushing show for Kentucky, as Williams set the tone and Snell applied the exclamation point to a much-needed win for the Wildcats.

Snell scored the go-ahead touchdown from 1 yard midway through the fourth quarter, Williams broke a 43-yard TD and Kentucky held off South Carolina 17-10 on Saturday night for their third straight series victory over the Gamecocks.

Inconsistent offensively in the first half, the Wildcats got going after trailing 7-3 at halftime with another strong performance by their hard-charging backfield tandem. Williams rushed 15 times for 123 yards including his big run down the left side for a 10-7 lead early in the third quarter.

Snell followed with nine carries for 41 of Kentucky's 65 yards on the 11-play drive, all achieved on the ground. He capped the drive by taking the direct snap and running left into the end zone with ease, then sealed the win with several runs for first downs that kept the clock moving.

"That's what I try to look for every time I touch the ball, a first down," said Snell, who finished with 73 yards on 16 carries.

This effort comes a week after the two combined for 317 yards rushing against New Mexico State with Snell scoring four TDs. Kentucky now has a two-game winning streak after two tough losses following another episode of the Boom and Benny Show -- or vice versa.

"Having Boom, Benny, Jojo (Kemp) and all the other running backs is a great asset to have with our offense," quarterback Stephen Johnson said. "All those guys can get first downs, extend plays and do anything necessary for us to win."

The Wildcats' defense preserved the lead with two big sacks on South Carolina's final possession, including Denzil Ware's tackle of Brandon McIlwain for a 19-yard loss on fourth and 17. Kentucky recorded a season-high four sacks overall and held the Gamecocks to 268 yards.

Kentucky also overcame its largest halftime deficit since rallying from 18 down against South Carolina to win on Oct. 6, 2010.

"That's the way this football team needs to play," Kentucky coach Mark Stoops said. "You can't change the past, but we can certainly change our future and push forward."

Scoring Summary
South Carolina 0 7 3 0 - 10
Kentucky 0 3 7 7 - 17
UK - A. MacGinnis 30 yd field goal, 12-60 5:58 0 - 3
SC - A.J. Turner 12 yd run (Elliott Fry kick), 10-80 4:23 7 - 3
UK - S. Williams 43 yd run (A. MacGinnis kick), 5-75 2:15 7 - 10
SC - Elliott Fry 35 yd field goal, 7-36 2:49 10 - 10
UK - Benny Snell 1 yd run (A. MacGinnis kick), 11-65 4:58 10 - 17

Team Statistics table with columns for SC and UK, listing First Downs, Rush Att./Net Rush, Passing C/A/I, etc.

Individual Statistics
Rushing (Att.-Yd.-TD)
SC - Turner 12-42, Williams 9-33, McIlwain 13-11, Smith 1-5
UK - B. Williams 15-123-1, Snell 16-73-1, Kemp 4-16, S. Johnson 13-6

Passing (COMP-ATT-INT-YARDS-TD)
SC - McIlwain 15-30-0-177-0
UK - S. Johnson 11-19-1-135-0

Receiving (REC-YARDS-TD)
SC - Hurst 7-84, Edwards 2-16, Turner 2-13, August 1-29, Dawkins 1-13, Williams 1-12, Googer 1-10
UK - G. Johnson 4-38, Badet 2-39, Timmons 2-30, Richardson 1-19, Conrad 1-8, Ross 1-1


Tackles
SC - Moody 9, English 8, Allen-Williams 6
UK - Jones 8, Allen 7, Love 6



5

ALABAMA 34, KENTUCKY 6

OCT. 1, 2016 • TUSCALOOSA, ALA.
BRYANT-DENNY STADIUM (101,821)



Playing against the top-ranked team in the country, on the road, the Kentucky football team lost to Alabama 34-6 at Bryant-Denny Stadium.

Kentucky got on the board first, scoring on its first possession of the game for the first time this season. After Alabama turned the ball over on downs, the Wildcats drove to the Crimson Tide 27 yard line. The drive was stopped there, but Austin MacGinnis hit a 45-yard field goal to give Kentucky a 3-0 lead.

On its next drive, Kentucky drove into Alabama territory before the drive ended on a fumble by quarterback Stephen Johnson.

Alabama took advantage of that turnover with an 11-play, 35-yard drive, resulting in a 44-yard field goal by Adam Griffith to tie the game at 3-3.

After the Wildcats were forced to punt, Alabama took the lead on a seven-play, 61-yard drive that ended with a one-yard Joshua Jacobs touchdown, giving the Crimson

Tide a 10-3 advantage.

On Kentucky's next possession, the Crimson Tide's Ronnie Harrison scooped up a fumble and returned it 55 yards for a touchdown, increasing Alabama's lead to 17-3.

After a career-long 61-yard punt by Grant McKinnis, Alabama drove down the field, but the Kentucky defense stood tall, holding the Tide to a field goal attempt that Griffith pulled wide left, keeping the score at 17-3 going into halftime.

Alabama outgained Kentucky 217-74 in the first half, but the Wildcats' defense was able to come up with enough plays to keep Kentucky in the game in a very tough environment in front of nearly 102,000 fans.

After Kentucky was forced to punt to begin the second half, Alabama extended its lead on a 10-yard touchdown pass from Jalen Hurts to Calvin Ridley, making it 24-3 Alabama.

The Crimson Tide took a 34-3 lead in the second half before MacGinnis kicked a 30-yard field goal after a 16-play, 63-yard drive to provide the final margin.

Senior Jojo Kemp rushed 10 times for 39 yards to lead the Wildcats. Freshman Benny Snell carried eight times for 38 yards in the game.

Scoring Summary

Kentucky	3	0	0	3	-	6
Alabama	3	14	14	3	-	34

- UK - A. MacGinnis 45 yd field goal, 8-36 2:57 3 - 0
- UA - Adam Griffith 44 yd field goal, 11-35 3:14 3 - 3
- UA - Joshua Jacobs 1 yd run (Adam Griffith kick), 7-61 2:30 3 - 10
- UA - Ronnie Harrison 55 yd fumble recovery (Adam Griffith kick) 3 - 17
- UA - Calvin Ridley 10 yd pass from Jalen Hurts (Adam Griffith kick), 8-78 2:32 3 - 24
- UA - Calvin Ridley 19 yd pass from Jalen Hurts (Adam Griffith kick), 9-76 4:18 3 - 31
- UA - Adam Griffith 24 yd field goal, 5-43 1:15 3 - 34
- UK - A. MacGinnis 30 yd field goal, 16-63 9:42 6 - 34

Team Statistics

	UK	BAMA
First Downs	12	25
Rush Att./Net Rush	36/72	37/173
Passing C/A/I	13/22/0	25/38/0
Offensive Plays	58	75
Total Offense	161	488
Fumbles/Lost	3-2	1-1
Penalties/Yards	2-15	4-20
Punts/Average	6/44.7	1/58.0
Third-Down Conv.	6 of 17	9 of 14
Time of Possession	30:13	29:47


Individual Statistics

Rushing (Att.-Yd.-TD)
BAMA - Jacobs 16-100-1, Hurts 9-25, Scarbrough 5-21, Emmons 3-16, Harris 2-11, Ridley 1-6, Team 1-(-6)
UK - Kemp 10-39, Snell 8-38, Williams 9-22, King 2-(-1), Johnson 7-(-26)

Passing (COMP-ATT-INT-YARDS-TD)
BAMA - Hurts 20-33-0-262-2, Bateman 5-5-0-53-0
UK - Johnson 13-22-0-89-0

Receiving (REC-YARDS-TD)
BAMA - Ridley 11-174-2, Jacobs 3-44, Diggs 2-14, Howard 2-13, Dieter 1-11, Scarbrough 1-9, Harris 1-6, Emmons 1-3, Sims 1-(-1)
UK - Johnson 4-27, Richardson 2-24, King 2-14, Conrad 2-10, Hart 1-6, Bone 1-5, Williams 1-3

Tackles
BAMA - Allen 8, Hamilton 8
UK - Edwards 12, Jones 8



41

JOSH ALLEN

LINEBACKER

6-5 • 230 • Sophomore-1L
Montclair, N.J. (Montclair)

2016 - Sophomore

- Team's fourth-leading tackler
- Leads the team in sacks with Denzil Ware with 3.0
- Has recorded seven or more tackles in two games this season, while he has a tackle for loss in four of Kentucky's five games this season
- Had seven tackles vs. South Carolina, adding a sack and a tackle for loss
- Recorded a career-high nine tackles with one sack and a forced fumble vs. Southern Miss.
- Made his first career start at Florida

ALLEN'S CAREER STATISTICS

Year	Pos.	G-GS	Tackles	Sacks-Yds.	TFL-Yds.	Int.	FF	QBH
2015	LB	12-0	4	0.5-2	1.5-4	1	0	1
2016	LB	5-3	26	3.0-19	4.0-20	0	1	1
Totals		17-3	30	3.5-21	5.5-24	1	1	2

ALLEN'S 2016 GAME-BY-GAME

Opponent	Tackles	Sacks	TFL-Y	FF	PBU	QBH
vs. Southern Miss	9	1.0-8	1.0-8	1	0	0
at Florida	4	0	0	0	0	0
vs. New Mexico St.	2	1.0-4	1.0-4	0	0	0
vs. South Carolina	7	1.0-7	1.0-7	0	0	1
at Alabama	4	0	1.0-1	0	0	0
Totals	26	3.0-19	4.0-20	1	0	1

ALLEN'S SINGLE-GAME HIGHS

Tackles: 9, Southern Miss, Sept 3, 2016 (4-5)
Sacks: 1.0, twice, last vs. South Carolina, Sept 25, 2016
Tackles for loss: 1.5, Charlotte, Nov 21, 2015 (1-1)
Fumbles forced: 1, Southern Miss, Sept 3, 2016
Pass breakups: 1, at Georgia, Nov 7, 2015



13

JEFF BADET

WIDE RECEIVER

6-0 • 180 • Junior-2L
Orlando, Fla. (Freedom)

2016 - Junior

- Third on the team with eight catches for 245 yards
- Averages 30.6 yards per reception

- Had three catches for a career-high 89 yards vs. NMSU, averaging 29.7 yards per reception
- Totaled a career-high 133 all-purpose yards vs. NMSU (89 rcv, 44 kr)
- Had a 72-yard touchdown grab vs. Southern Miss, his longest career catch
- Most people don't know he's Haitian

BADET'S CAREER STATISTICS

Year	Pos.	G-GS	Rec.	Yds.	Avg.	TD	Long
2013	WR	9-5	22	285	13.0	1	56
2015	WR	12-10	29	430	14.8	2	45
2016	WR	5-5	8	245	34.3	1	72
Totals		26-20	59	960	16.3	4	72

BADET'S 2016 GAME-BY-GAME

Opponent	Rec.	Yds.	TD	Long
vs. Southern Miss	2	72	1	72
at Florida	1	45	0	45
vs. New Mexico St.	3	89	0	54
vs. South Carolina	2	39	0	28
at Alabama	0	0	0	0
Totals	8	245	1	72

BADET'S SINGLE-GAME HIGHS

Receptions: 6, Tennessee, Nov 30, 2013
Receiving yards: 89, New Mexico State Sept 17, 2016 (3 receptions)
Receiving TDs: 1, 4 times, last vs. Southern Miss, Sept 3, 2016
Long reception: 72, Southern Miss, Sept 3, 2016
All-purpose yards: 133, New Mexico State, Sept 17, 2016



29

DERRICK BAITY

CORNERBACK

6-3 • 182 • Sophomore-1L
Tampa, Fla. (H.B. Plant)

2016 - Sophomore

- Has two interceptions this season (UF, NMSU)
- Registered his first career INT at Florida
- Tied a season-high with five tackles vs. South Carolina, adding two pass breakups and one quarterback hurry
- His two pass breakups tied a career best as he also had two pass breakups last season against Louisville
- Also had five tackles vs. Southern Miss
- Other than playing in the NFL, his dream job is to be a marriage counselor

BAITY'S CAREER STATISTICS

Year	Pos.	G-GS	Tackles	TFL-Yds.	Int.	FC	FR	PD
2015	CB	12-4	19	1.0-1	0-0	0	0	2
2016	CB	5-5	16	0-0	2-10	0	0	5
Totals		17-9	35	1.0-1	2-10	0	0	7

BAITY'S 2016 GAME-BY-GAME

Opponent	Tackles	Sacks	TFL-Y	FC	PD	Int.
vs. Southern Miss	5	0-0	0-0	0	0	0
at Florida	3	0-0	0-0	0	2	1
vs. New Mexico St.	1	0-0	0-0	0	1	1
vs. South Carolina	5	0-0	0-0	0	2	0
at Alabama	2	0-0	0-0	0	0	0
Totals	16	0-0	0-0	0	5	2

BAITY'S SINGLE-GAME HIGHS

Tackles: 5, twice, last vs. South Carolina, Sept 24, 2016 (5-0)
Tackles for loss: 1.0, at Mississippi State, Oct 24, 2015 (1-0)
Pass breakups: 2, twice, last vs. South Carolina, Sept 24, 2016
Interceptions: 1, twice, last vs. New Mexico State, Sept 17



2

DORIAN BAKER

WIDE RECEIVER

6-3 • 208 • Junior-2L
Cleveland Heights, Ohio
(Cleveland Heights)

2016 - Junior

- Has seen limited action this season with a hamstring injury
- Started all 12 games last season and led the team in catches (55) and touchdowns (three), collecting 608 yards, including a team season-long 53 yard catch

BAKER'S CAREER STATISTICS

Year	Pos.	G-GS	Rec.	Yds.	Avg.	TD	Long
2014	WR	10-3	19	199	10.5	1	33
2015	WR	12-12	55	608	11.1	3	53
Totals		22-15	74	807	10.9	4	53

BAKER'S 2016 GAME-BY-GAME

Opponent	Rec.	Yds.	TD	Long
vs. Southern Miss	DNP	Injured		
at Florida	0	0	0	0
vs. New Mexico St.	0	0	0	0
vs. South Carolina	DNP	Injured		
at Alabama	DNP	Injured		
Totals	0	0	0	0

BAKER'S SINGLE-GAME HIGHS

Receptions: 8, Eastern Kentucky, Oct 03, 2015
Receiving yards: 94, Louisville, Nov 28, 2015 (3 receptions)
Receiving TDs: 2, Eastern Kentucky, Oct 03, 2015
Long reception: 53, Louisville, Nov 28, 2015
All-purpose yards: 94, Louisville, Nov 28, 2015



2016 PLAYER BIOS



7

DREW
BARKER

QUARTERBACK

6-3 • 225 • Sophomore-1L
Burlington, Ky. (Conner)

2016 - Sophomore

- Will miss significant time due to a back injury
- Missed most of the New Mexico State game after suffering a back injury after the first offensive series
- Had three touchdown passes in a quarter vs. Southern Miss, becoming the first UK quarterback to achieve the feat since Andre' Woodson had three touchdown passes against Florida Atlantic on Sept. 29, 2007
- First player to have four touchdown passes in a half since Woodson against Florida on Oct. 20, 2007
- Ended the USM game with career highs in several categories: 323 yards passing and four touchdowns
- His 323 passing yards vs. USM were the fifth-most in school history in a season opener
- His four touchdown passes were the most in a season opener since Tim Couch against Louisville, Sept. 5, 1998. Couch had seven touchdown passes that game
- His 323 passing yards are the most for a UK quarterback with 15 completions or less in school history

BARKER'S CAREER STATISTICS

Year	G-GS	Comp.	Att.	Int.	Pct.	Yds.	TD	Long
2015	5-2	35	70	2	50.0	364	1	42
2016	3-3	18	36	5	50.0	334	4	72
Totals	8-5	53	106	7	50.0	698	5	72

BARKER'S 2016 GAME-BY-GAME

Opponent	Comp.-Att.-Int.	Yds.	TD	Long	Rush	Yards	TD
vs. Southern Miss	15-24-1	323	4	72	7	-5	0
at Florida	2-10-3	10	0	7	6	-19	0
vs. New Mexico St.	1-2-1	1	0	1	1	1	0
Totals	18-36-5	334	4	72	14	-23	1

BARKER'S SINGLE-GAME HIGHS

Pass attempts: 29, Charlotte, Nov 21, 2015
Pass completions: 16, Charlotte, Nov 21, 2015
Pass yards: 323, Southern Miss, Sept 3, 2016
Pass TDs: 4, Southern Miss, Sept 3, 2016
Had intercepted: 3, at Florida, Sept 10, 2016
Long pass: 72, Southern Miss, Sept 3, 2016
Total offense attempts: 35, Charlotte, Nov 21, 2015 (6 rush, 29 pass)
Total offense yards: 318, Southern Miss, Sept 3, 2016 (-5 rush, 323 pass)
All-purpose yards: 26, at Vanderbilt, Nov 14, 2015
Rushing Touchdowns: 1, Louisville, Nov 28, 2015
Rush attempts: 12, Louisville, Nov 28, 2015
Rush yards: 26, at Vanderbilt, Nov 14, 2015 (4 carries)
Long rush: 17, at Vanderbilt, Nov 14, 2015



92

ALVONTE
BELL

DEFENSIVE END

6-5 • 260 • Junior-JC
Miramar, Fla. (Everglades/
Pearl River Community College)

2016 - Junior

- Did not see action at Alabama due to a one-game suspension
- Totaled a career-high seven tackles vs. NMSU
- Recorded four tackles in his first career start vs. Southern Miss.

BELLS' 2016 GAME-BY-GAME

Opponent	Tackles	Sacks	TFL-Y	FC	QBH	Int.
vs. Southern Miss	4	0-0	0-0	0	0	0
at Florida	1	0-0	0-0	0	0	0
vs. New Mexico St.	7	0-0	0-0	0	1	0
vs. South Carolina	4	0.5-1	0.5-1	0	0	0
at Alabama	DNP					
Totals	16	0.5-1	0.5-1	0	1	0



6

BLAKE
BONE

WIDE RECEIVER

6-5 • 213 • Junior-2L
Woodruff, S.C. (Woodruff)

2016 - Junior

- Has played in three games this season with one catch for five yards at Alabama

BONE'S CAREER STATISTICS

Year	Pos.	G-GS	Rec.	Yds.	Avg.	TD	Long
2014	WR	12-0	14	194	13.9	2	36
2015	WR	11-1	20	210	10.5	1	40
2016	WR	3-0	1	5	5.0	0	5
Totals		26-1	35	409	11.7	3	40

BONE'S 2016 GAME-BY-GAME

Opponent	Rec.	Yds.	TD	Long
vs. New Mexico St.	0	0	0	0
vs. South Carolina	0	0	0	0
at Alabama	1	5	0	5
Totals	1	5	0	5



32

ELI
BROWN

LINEBACKER

6-2 • 215 • Freshman-RS
Bowling Green, Ky. (Warren East)

2016 - Freshman

- Has seen action in all five games this season
- Saw his most extensive action of season at Alabama, registering a career-high 7.0 tackles

BROWN'S 2016 GAME-BY-GAME

Opponent	Tackles	Sacks	TFL-Y	FC	QBH	Int.
vs. Southern Miss	1	0-0	0-0	0	0	0
at Florida	2	0-0	0-0	0	0	0
vs. New Mexico St.	2	0-0	0-0	0	0	0
vs. South Carolina	0	0-0	0-0	0	0	0
at Alabama	7	0-0	0-0	0	0	0
Totals	12	0-0	0-0	0	0	0



90

T.J.
CARTER

DEFENSIVE END

6-4 • 275 • Freshman-HS
Mableton, Ga.
(Whitefield Academy)

2016 - Freshman

- Has seen action in three games this season

CARTER'S 2016 GAME-BY-GAME

Opponent	Tackles	Sacks	TFL-Y	FC	QBH	Int.
vs. Southern Miss	DNP					
at Florida	2	0-0	0-0	0	0	0
vs. New Mexico St.	2	0-0	0-0	0	0	0
vs. South Carolina	DNP					
at Alabama	0	0-0	0-0	0	0	0
Totals	4	0-0	0-0	0	0	0



87

C.J.
CONRAD

TIGHT END

6-5 • 245 • **Sophomore-1L**
LaGrange, Ohio (Keystone)

2016 - Sophomore

- Second on the team in receiving with nine catches for 156 yards and three TDs
- Had a career day vs. New Mexico State, catching five passes for a career-high 133 yards
- Had a career-long 72-yard receiving TD
- First UK player with three receiving touchdowns in the game since Dicky Lyons, Jr. vs. Florida on Oct. 20, 2007
- First UK tight end with 100 receiving yards in a game since Jacob Tamme vs. Tennessee on Nov. 24, 2007
- His 133 receiving yards are the third-most receiving yards by a tight end in school history and most in a game since James Whalen had 151 vs. Georgia in 1999
- The 133 receiving yards are the 10th-most by a player at Commonwealth Stadium and second-most by a tight end in CWS history
- Caught one pass for five yards in the season opener
- Named the John Mackey Tight End of the Week after the New Mexico State game
- John Mackey Award Midseason Watch List (nation's top tight end)

CONRAD'S CAREER STATISTICS

Year	Pos.	G-GS	Rec.	Yds.	Avg.	TD	Long
2015	TE	12-9	15	149	9.9	1	28
2016	TE	5-3	9	156	17.3	3	72
Totals		17-12	24	305	12.7	4	72

CONRAD'S 2016 GAME-BY-GAME

Opponent	Rec.	Yds.	TD	Long
vs. Southern Miss	1	5	0	5
at Florida	0	0	0	0
vs. New Mexico St.	5	133	3	72
vs. South Carolina	1	8	0	8
at Alabama	2	10	0	8
Totals	9	156	4	72

CONRAD'S SINGLE-GAME HIGHS

Touchdowns: 3, New Mexico State, Sept 17, 2016
Receptions: 6, at Mississippi State, Oct 24, 2015
Receiving yards: 133, New Mexico State, Sept 17, 2016 (5 receptions)
Receiving TDs: 3, New Mexico State, Sept 17, 2016
Long reception: 72, New Mexico State, Sept 17, 2016
All-purpose yards: 133, New Mexico State, Sept 17, 2016



27

MIKE
EDWARDS

SAFETY

6-0 • 200 • **Sophomore-1L**
Cincinnati, Ohio (Winton Woods)

2016 - Sophomore

- Second on the team in tackles behind UK's Jordan Jones with 43
- Fourth in the SEC in tackles per game with 8.6
- Has a team-high eight PBUs this season which ties for first in the SEC and ranks ninth nationally
- Totaled a career-high 12 tackles at No. 1 Alabama, with two PBUs
- Also had 12 tackles vs. New Mexico State
- Had nine tackles, including a TFL in the season opener vs. Southern Miss.
- Tipped a pass that was picked off by teammate Blake McClain vs. Southern Miss.

EDWARDS' CAREER STATISTICS


Year	Pos.	G-GS	Tackles	Int.-Yds.	TFL	FC	FR	PD
2015	S	12-5	39	1-20	2.0-4	1	0	3
2016	S	5-5	43	0-0	2.0-6	0	0	8
Totals		17-10	82	1-20	4.0-10	1	0	11

EDWARDS' 2016 GAME-BY-GAME

Opponent	Tackles	Sacks	TFL-Y	FC	PBU	Int.
vs. Southern Miss	9	0-0	1.0-2	0	1	0
at Florida	6	0-0	0	0	1	0
vs. New Mexico St.	12	0-0	1.0-4	0	3	0
vs. South Carolina	4	0-0	0-0	0	1	0
at Alabama	12	0-0	0-0	0	2	0
Totals	43	0-0	2.0-6	0	8	0

EDWARDS' SINGLE-GAME HIGHS

Tackles: 12, twice, last at Alabama, Oct 1, 2016 (9-3)
Tackles for loss: 1.0, 4x, last New Mexico State, Sept 17, 2016 (4)
Fumbles forced: 1, at Vanderbilt, Nov 14, 2015
Pass breakups: 3, New Mexico State, Sept 17, 2016
Touchdowns: 1, Charlotte, Nov 21, 2015
All-purpose yards: 20, Charlotte, Nov 21, 2015
Interceptions: 1, Charlotte, Nov 21, 2015
Long interception return: 20, Charlotte, Nov 21, 2015



69

MATT
ELAM

NOSEGUARD

6-7 • 360 • **Junior-2L**
Elizabethtown, Ky. (John Hardin)

2015 - Junior

- Posted four tackles vs. Southern Miss.

ELAM'S CAREER STATISTICS

Year	Pos.	G-GS	Tackles	Sacks-Yds.	TFL-Yds.	FC	FR	PBU
2014	DT	12-0	10	0-0	0-0	0	0	2
2015	DT	12-4	23	0-0	0.5-1	0	0	0
2016	DT	5-4	4	0-0	0-0	0	0	0
Totals		29-8	37	0-0	2-4	1	0	2

ELAM'S 2016 GAME-BY-GAME

Opponent	Tkls.	TFL-Y	Sacks-Y	FC	FR	Int.	QBH
vs. Southern Miss	4	0-0	0-0	0	0	0	0
at Florida	0	0-0	0-0	0	0	0	0
vs. New Mexico St.	0	0-0	0-0	0	0	0	0
vs. South Carolina	0	0-0	0-0	0	0	0	0
at Alabama	0	0-0	0-0	0	0	0	0
Totals	4	0.0-0	0-0	0	0	0	0

ELAMS' SINGLE-GAME HIGHS

Tackles: 6, 2x, last vs. UL Lafayette, Sept 5, 2015 (4-2)
Tackles for loss: .5, Charlotte, Nov 21, 2015 (0-0)
Pass breakups: 1, 2x, last vs. Louisiana-Monroe, Oct 11, 2014



11

J.D.
HARMON

CORNERBACK

6-2 • 200 • **Senior-3L**
Paducah, Ky. (Tilghman)

2016 - Senior

- Has played in 41 career games with three starts
- Had two interceptions vs. Southern Miss., giving him a team-high seven career interceptions
- The two-interception game is the second of his career, the first came his freshman season when he had two picks at Missouri in 2012
- First UK player to record two picks in a season opener since Winston Guy vs. WKU on Sept. 1, 2011
- Had eight tackles in the season opener

HARMON'S CAREER STATISTICS

Year	Pos.	G-GS	Tackles	Int.-Yds.	PD	FR	FC	QBH
2012	CB	12-3	24	2-8	6	0	0	0
2014	CB	12-0	29	0-0	0	1	2	3
2015	CB	12-0	28	3-25	5	0	1	1
2016	CB	5-0	17	2-0	3	0	0	1
Totals		40-3	99	7-33	14	1	3	5

HARMON'S 2016 GAME-BY-GAME

Opponent	Tackles	Sacks	TFL-Y	FC	PBU	Int.
vs. Southern Miss	8	0-0	0-0	0	1	2
at Florida	4	0-0	0-0	0	0	0
vs. New Mexico St.	3	0-0	0-0	0	0	0



2016 PLAYER BIOS

HARMON'S 2016 GAME-BY-GAME

vs. South Carolina	2	0-0	0-0	0	0	0
at Alabama	0	0-0	0-0	0	0	1
Totals	17	0-0	0-0	0	1	3

HARMON'S SINGLE-GAME HIGHS

Interceptions: 2, Southern Miss, Sept 3, 2016
Long interception return: 25, Louisville, Nov 28, 2015
Tackles: 8, Southern Miss, Sept 3, 2016 (3-5)
Tackles for loss: 2.0, UT Martin, Aug 30, 2014 (2-0)
Fumbles forced: 1, 3x, last vs. UL Lafayette, Sept 5, 2015
Fumbles recovered: 1, Georgia, Nov 8, 2014
Pass breakups: 1, 3x, last vs. Southern Miss, Sept 3, 2016
All-purpose yards: 60, UL Lafayette, Sept 5, 2015
Kick returns: 2, Southern Miss, Sept 3, 2016
Kick return yards: 60, UL Lafayette, Sept 5, 2015 (1 return)
Long kick return: 60, UL Lafayette, Sept 5, 2015



85

GREG HART

TIGHT END

6-5 • 245 • Junior-TR
 Dayton, Ohio (Archbishop Alter/
 Nebraska)

2016 - Junior

- Has seen action in all five games
- Caught two passes for 16 yards vs. New Mexico State
- Played in nine games, mostly on special teams, as a redshirt freshman at Nebraska in 2014

HART'S 2016 GAME-BY-GAME

Opponent	Rec.	Yds.	TD	Long
vs. Southern Miss	0	0	0	0
at Florida	0	0	0	0
vs. New Mexico St.	2	16	0	11
vs. South Carolina	0	0	0	0
at Alabama	1	6	0	6
Totals	3	22	0	11



9

GARRETT JOHNSON

WIDE RECEIVER

5-11 • 175 • Junior-2L
 Winter Garden, Fla. (West Orange)

2016 - Junior

- Leads the team in receiving yards with 239 with a team-high 17 catches

- Also led the team last season with 694 receiving yards, collecting 46 catches for two touchdowns, including a long of 39
- Has three or more receptions in four of Kentucky's five games this season
- Has 1,204 career receiving yards, ranking 21st on UK's career receiving yardage list
- Needs six more receiving yards to tie Steve Meilinger for 20th all-time and 20 yards to jump three spots to No. 18 with Derek Smith
- Opened the season with six catches for 143 receiving yards vs. Southern Miss, the second-most in a season opener in school history
- Marked his fourth career 100-yard receiving game
- Had 23.8 yards per reception in the game, which is the most yards per reception by a UK player with at least five receptions since he had 25.7 yards per reception against Florida in 2014
- First player with 100 receiving yards in a season opener since Dicky Lyons, Jr., vs. Eastern Kentucky on Sept. 1, 2007
- Became the 13th player to reach 1,000 career receiving yards within his first 25 games played at Kentucky, the first to accomplish that feat since Javess Blue in 2014

G. JOHNSON'S CAREER STATISTICS

Year	Pos.	G-GS	Rec.	Yds.	Avg.	TD	Long
2014	WR	12-2	22	271	12.3	2	60
2015	WR	12-11	46	694	15.1	2	39
2016	WR	5-5	17	239	14.1	2	53
Totals		29-18	85	1204	14.2	6	60

G. JOHNSON'S 2016 GAME-BY-GAME

Opponent	Rec.	Yds.	TD	Long
vs. Southern Miss	6	143	2	53
at Florida	0	0	0	0
vs. New Mexico St.	3	31	0	21
vs. South Carolina	4	38	0	15
at Alabama	4	27	0	16
Totals	17	239	2	53

G. JOHNSON'S SINGLE-GAME HIGHS

Receptions: 9, Auburn, Oct 15, 2015
Receiving yards: 160, Auburn, Oct 15, 2015 (9 receptions)
Receiving TDs: 2, twice, last vs. Southern Miss, Sept 3, 2016
Long reception: 60, at Florida, Sep 13, 2014
All-purpose yards: 160, Auburn, Oct 15, 2015



15

STEPHEN JOHNSON II

QUARTERBACK

6-3 • 183 • Junior-JC
 Rancho Cucamonga, Calif.
 (Los Osos/Grambling/
 College of the Desert)

2016 - Junior

- Ranks fourth in the SEC in pass efficiency (149.3)
- Made his first career start vs. South Carolina, completing 11-of-19 passes for 135 yards
- Came in for an injured Drew Barker on UK's second offensive series and finished the game 17-for-22 with a career-high 310 yards passing and a career-high three touchdowns – all three were to tight end C.J. Conrad
- Second quarterback in school history to pass for at least 300 yards within their first two career games played ... The other was Jared Lorenzen against Louisville on Sept. 2, 2000
- First UK quarterback with at least 300 passing yards and at least 50 rushing yards since Patrick Towles vs. Mississippi State on Oct. 25, 2014
- Made his UK debut in the third quarter vs. Florida

S. JOHNSON'S CAREER STATISTICS

Year	G-GS	Comp.	Att.	Int.	Pct.	Yds.	TD	Long
2014*	6-6	59	105	4	56.2	723	6	75
2016	4-2	42	66	1	63.6	579	3	72
Totals	10-8	101	171	5	59.0	1301	9	75

S. JOHNSON'S 2016 GAME-BY-GAME

Opponent	Comp.-Att.-Int.	Yds.	TD	Long	Rush	Yards	TD
vs. Southern Miss	DNP						
at Florida	1-3-0	45	0	45	7	9	0
vs. New Mexico St.	17-22-0	310	3	72	10	51	0
vs. South Carolina	11-19-1	135	0	28	13	6	0
at Alabama	13-22-0	89	0	16	7	-26	0
Totals	42-66-1	579	4	72	37	40	0

S. JOHNSON'S SINGLE-GAME HIGHS

Pass attempts: 22, New Mexico State, Sept 17, 2016
Pass completions: 17, New Mexico State, Sept 17, 2016
Pass yards: 310, New Mexico State, Sept 17, 2016
Pass TDs: 3, New Mexico State, Sept 17, 2016
Had intercepted: n/a
Long pass: 72, New Mexico State, Sept 17, 2016
Total offense attempts: 32, New Mexico State, Sept 17, 2016 (10 rush, 22 pass)
Total offense yards: 361, Southern Miss, Sept 3, 2016 (51 rush, 310 pass)
All-purpose yards: n/a
Rushing Touchdowns: n/a
Rush attempts: 13, South Carolina, Sept 24, 2016
Rush yards: 51, New Mexico State, Sept 17, 2016 (10 carries)
Long rush: 9, twice, last vs. South Carolina, Sept 24, 2016



34

JORDAN JONES

LINEBACKER

6-2 • 220 • Sophomore-1L
 Youngstown, Ohio (Cardinal Mooney)

2015 - Sophomore

- Leads the team and ranks second in the SEC in tackles per game with 10.2 (51)
- Ranks second in the nation in solo tackles per game (7.4) and 20th in total tackles per game (10.2)



- Has the most tackles by a UK player in the first four games of a season (43) since Danny Trevathan in 2011 (46)
- In his first career start vs. Southern Miss, finished with 19 tackles, including 13 solo
- Added two tackles for loss, one sack and a quarterback hurry
- The 19 tackles were the most by a UK player since Cory Johnson had 19 tackles last season against EKU
- Led UK with eight tackles, adding 0.5 tackles for loss and a pass breakup vs. South Carolina
- Had a career-high three quarterback hurries at Alabama

JONES' CAREER STATISTICS								
Year	Pos.	G-GS	Tackles	TFL-Yds.	Sacks-Yds.	PD	FR	QBH
2015	LB	8-0	10	0-0	0-0	0	1	0
2016	LB	5-5	51	4.5-16	1.0-10	2	0	5
Totals		13-5	61	4.5-16	1.0-10	2	1	5

JONES' 2016 GAME-BY-GAME								
Opponent	Tkls.	TFL-Y	Sacks-Y	PD	FR	Int.	QBH	
vs. Southern Miss	19	2-13	1-10	0	0	0	1	
at Florida	9	1-1	0-0	1	0	0	0	
vs. New Mexico St.	7	0-0	0-0	0	0	0	1	
vs. South Carolina	8	0.5-1	0-0	1	0	0	0	
at Alabama	8	1.0-1	0	0	0	0	3	
Totals	51	4.5-16	1-10	2	0	0	5	

JONES' SINGLE-GAME HIGHS	
Tackles: 19, Southern Miss, Sept 3, 2016 (13-6)	
Sacks: 1.0, Southern Miss, Sept 3, 2016 (1-0)	
Tackles for loss: 2.0, Southern Miss, Sept 3, 2016 (2-0)	
Fumbles recovered: 1, at Vanderbilt, Nov 14, 2015	
QB Hurries: 3, at Alabama, Oct 1, 2016	



3

JOJO
KEMP

RUNNING BACK

5-10 • 200 • Senior-3L
DeLand, Fla. (DeLand)

2016 - Senior

- Has played in 39 career games with three starts
- Rushed for a team-high 39 yards on 10 carries at Alabama
- Has 1,435 rushing yards which ranks 21st on UK's career list ... Needs 13 more to equal Bobby Cravens (1956-58) for 20th
- Did not see action vs. New Mexico State with an ankle injury
- Earned a starting nod vs. Southern Miss and totaled five rushes for seven yards with one TD
- Scored the Wildcats' touchdown at Florida on a 2-yard run in the fourth quarter, his 15th career rushing touchdown

KEMP'S CAREER STATISTICS											
Year	G-GS	Att.	Yds.	Avg.	TD	LG	Rec.	Yds.	Avg.	TD	LG
2013	12-0	100	482	4.8	3	47	9	56	6.2	0	18
2014	11-1	70	323	4.6	4	43	3	12	4.0	0	8
2015	12-1	98	555	5.7	6	47	4	12	3.0	0	9
2016	4-1	27	75	2.8	2	16	1	4	4.0	0	4
Totals	39-3	295	1435	4.9	15	47	17	84	4.9	0	18

KEMP'S 2016 GAME-BY-GAME				
Opponent	Att.	Yds.	TD	Long
vs. Southern Miss	5	7	1	7
at Florida	8	13	1	4
vs. New Mexico St.	DNP			
vs. South Carolina	4	16	9	6
at Alabama	10	39	0	16
Totals	17	36	2	7

KEMP'S SINGLE-GAME HIGHS	
Rush attempts: 17, South Carolina, Oct 04, 2014	
Rush yards: 165, Charlotte, Nov 21, 2015 (11 carries)	
Rush TDs: 3, twice, last vs. Charlotte, Nov 21, 2015	
Long rush: 47, twice, last vs. Charlotte, Nov 21, 2015	
Receptions: 3, Tennessee, Nov 30, 2013	
Receiving yards: 17, Missouri, Nov 9, 2013 (2 receptions)	
Long reception: 18, Missouri, Nov 9, 2013	
Total offense yards: 165, Charlotte, Nov 21, 2015 (165 rush, 0 pass)	
All-purpose yards: 165, Charlotte, Nov 21, 2015	
Kick returns: 3, Southern Miss, Sept 3, 2016	
Kick return yards: 75, Southern Miss, Sept 3, 2016 (3 returns)	
Long kick return: 32, Southern Miss, Sept 3, 2016	



22

SIHIEM
KING

RUNNING BACK

5-9 • 172 • Sophomore-1L
Colquitt, Ga. (Colquitt County)


2016 - Sophomore

- Has seen action in all five games this season

KING'S CAREER STATISTICS											
Year	G-GS	Att.	Yds.	Avg.	TD	LG	Rec.	Yds.	Avg.	TD	LG
2015	12-0	11	127	11.5	1	62	4	6	1.5	0	6
2016	5-0	2	-1	-0.5	0	0	3	14	4.7	0	11
Totals	17-0	13	126	9.7	1	62	7	20	2.9	0	11

KING'S CAREER STATISTICS								
Year	Rush	Rcv	KOR	KOR Yds.	Avg.	TD	Long	All Purpose
2015	127	6	23	498	21.7	0	48	631
2016	-1	14	4	95	23.8	0	27	108
Totals	126	20	27	593	22.0	0	48	739

KING'S 2016 GAME-BY-GAME												
Opponent	Att.	Yds.	TD	Rec.	Yds.	TD	LG	KR	Yds.	TD	LG	
vs. USM	0	0	0	0	0	0	0	3	70	0	0	
at Florida	0	0	0	0	0	0	0	0	0	0	0	
vs. NMSU	0	0	0	1	0	0	0	0	0	0	0	
vs. USC	0	0	0	0	0	0	0	0	0	0	0	
at Alabama	2	-1	0	2	14	0	11	1	25	0	25	
Totals	2	-1	0	3	14	0	11	4	95	0	25	



44

De'NIRO
LASTER

LINEBACKER

6-4 • 241 • Junior-TR
Cleveland Heights, Ohio
(Cleveland Heights/Minnesota)

2016 - Junior

- Has 14 tackles, 1.0 sack and 2.0 tackles for loss this season
- Recovered a fumble in the first quarter at Alabama, the first fumble recovery of his UK career
- Also recorded the first sack of his career in the third quarter against the Tide
- Saw game action for the first time vs. Southern Miss since playing in nine games at Minnesota in 2014
- Named after the actor Robert De Niro

LASTER' CAREER STATISTICS										
Year	Pos.	G-GS	Tackles	TFL-Yds.	Sacks-Yds.	PD	FR	QBH		
2014*	LB	9-0	6	0.5-4	0.5-4	0	0	0		
2016	LB	5-0	14	2.0-9	2.0-9	0	1	0		
Totals	at UK	5-0	14	2.0-9	2.0-9	0	1	0		
All*		14-0	20	2.5-13	2.5-13	0	1	0		

LASTER'S 2016 GAME-BY-GAME							
Opponent	Tackles	Sacks	TFL-Y	QBH	PBU	FR	
vs. Southern Miss	0	0-0	0-0	0	0	0	
at Florida	5	0-0	0-0	0	0	0	
vs. New Mexico St.	2	0-0	0-0	0	0	0	
vs. South Carolina	3	0-0	0-0	0	0	0	
at Alabama	4	1.0-8	1.0-8	0	0	1	
Totals	14	1.0-5	1.0-8	0	0	1	



2016 PLAYER BIOS



51

COURTNEY LOVE

LINEBACKER

6-2 • 242 • Junior-TR
Youngstown, Ohio
(Cardinal Mooney/Nebraska)

2016 - Junior

- Started in all five games
- Saw game action for the first time since playing in 12 games at Nebraska in 2014
- Earned his first career start vs. Southern Miss.
- Totaled nine tackles in his UK debut with one QBH
- Registered six tackles and a sack at Alabama

LOVE'S CAREER STATISTICS

Year	Pos.	G-GS	Tackles	TFL-Yds.	QBH	FC	FR	PBU
2014*	LB	12-0	6	1.0-1	0	0	0	0
2016	LB	5-5	30	1.0-5	1	0	0	0
Totals	at UK	5-5	30	1.0-5	1	0	0	0
All*		17-5	36	2.0-6	1	0	0	0

LOVE'S 2016 GAME-BY-GAME

Opponent	Tackles	Sacks	TFL-Y	QBH	PBU	Int.
vs. Southern Miss	9	0-0	0-0	1	0	0
at Florida	6	0-0	0-0	0	0	0
vs. New Mexico St.	3	0-0	0-0	0	0	0
vs. South Carolina	6	0-0	0-0	0	0	0
at Alabama	6	1.0-5	1.0-5	0	0	0
Totals	30	1.0-5	1.0-5	1	0	0



99

AUSTIN MacGINNIS

KICKER

5-10 • 180 • Junior-2L
Wedowee, Ala. (Prattville)

2016 - Junior

- Ranks seventh on the career scoring list with 190 points ... Needs two more points to tie Craig Yeast for sixth all-time at Kentucky
- Had eight points in the game at Alabama, including field goals of 45 and 30 yards

MacGINNIS' CAREER STATISTICS

Year	FGM/FGA	PAT	Points	Long FG	TB
2014	21-27	41-41	104	54	25
2015	13-17	22-23	61	48	14
2016	3-4	16-17	25	45	9
Totals	37-48	79-80	190	54	48

MacGINNIS' SINGLE-GAME HIGHS

Points scored: 16, at Louisville, Nov 29, 2014
 Kick PATS: 8, twice, last vs. New Mexico State, Sept 17, 2016
 Points by kicking: 16, at Louisville, Nov 29, 2014
 Field goals made: 4, at Louisville, Nov 29, 2014
 Field goal attempts: 4, 4 times
 Longest field goal: 54, at Tennessee, Nov 15, 2014
 Kickoffs: 10, twice, last vs. New Mexico State, Sept 17, 2016
 Touchbacks: 7 vs. UT Martin, 2014
 Consecutive FG made: 11**
 Most points in season: 104, 2014**
 Most FG in a season: 21, 2014**
 Most XP in a season without miss: 41, 2014**
 Most Touchbacks in a season: 25, 2014**
 ** denotes school record

MacGINNIS' FIELD GOALS BY DISTANCE

Year	1-19	20-29	30-39	40-49	50+	Total	Long
2014	0-0	4-5	9-10	5-7	3-5	21-27	54
2015	0-0	5-5	4-5	4-6	0-1	13-17	48
2016	0-0	0-0	2-3	1-1	0	3-4	45
Totals	0-0	9-10	15-18	10-14	3-6	37-48	54



24

BLAKE McClAIN

DEFENSIVE BACK

5-11 • 200 • Senior-3L
Winter Park, Fla. (Winter Park)

2016 - Junior

- Has played in 40 games, starting 26
- Fifth on the team in tackles with 25
- Two interceptions (Southern Miss, NMSU)
- Made his first career interception vs. Southern Miss, while charting nine tackles and a pass breakup
- Team-high tying nine tackles at Florida

McCLAIN'S CAREER STATISTICS

Year	Pos.	G-GS	Tackles	Sacks-Yds.	Int.-Yds.	PD	FR	FC
2013	NB	12-11	59	1-9	0-0	5	0	1
2014	S/NB	11-6	28	2-16	0-0	7	0	0
2015	S/NB	12-7	31	0-0	0-0	5	0	1
2016	S/NB	5-4	25	0-0	2-20	3	0	0
Total		39-28	143	3.0-25	2-20	20	0	2

McCLAIN'S 2016 GAME-BY-GAME

Opponent	Tkls.	TFL-Yds.	Sacks	PBU	FR	Int.	QBH
vs. Southern Miss	9	0-0	0-0	1	0	1	0
at Florida	9	0-0	0-0	0	0	0	0

vs. New Mexico St.	1	0-0	0-0	0	0	1	0
vs. South Carolina	3	0-0	0-0	0	0	0	0
at Alabama	3	0-0	0-0	0	0	0	0
Totals	25	0-0	0-0	1	0	2	0

McLAIN'S SINGLE-GAME HIGHS

Interceptions: 1, twice, last vs. New Mexico State, Sept 17, 2016
 Tackles: 12, at Georgia, Nov 23, 2013 (7-5)
 Sacks: 1.0, 3x, last at Louisville, Nov 29, 2014
 Tackles for loss: 1.0, 4 times
 Fumbles forced: 1, twice, last at Georgia, Nov 7, 2015
 Pass breakups: 2, 3x, last vs. Mississippi State, Oct 25, 2014



80

GRANT McKINNISS

PUNTER

6-1 • 210 • Freshman-HS
Findlay, Ohio
(Findlay)

2016 - Freshman

- Ranks eighth in the SEC, averaging 41.8 yards per punt on the season
- Has three punts inside the 20-yard line
- Boomed a career-long 61-yard punt in the second quarter at Alabama
- For the game at Alabama, averaged 44.7 yards on six punts, besting his previous high average of 43.4 versus Florida on Sept. 8

McKINNISS' 2016 GAME-BY-GAME

Opponent	Punts	Avg.	Long	Inside 20
vs. Southern Miss	4	36.8	45	2
at Florida	5	43.4	53	1
vs. New Mexico St.	3	41.7	48	0
vs. South Carolina	5	40.8	53	0
at Alabama	6	44.7	61	0
Totals	23 (961)	41.8	61	3

McKINNISS' SINGLE-GAME HIGHS

Punts: 6, at Alabama, Oct 1, 2016
 Single-game Avg: 44.7 at Alabama, Oct 1, 2016
 Long: 61 at Alabama, Oct 1, 2016



15

**MARCUS
McWILSON**

SAFETY

**6-0 • 210 • Senior-3L
Youngstown, Ohio (Cardinal Mooney)**

2016 - Senior

- Has played in 36 career games with 14 starts
- Recorded seven tackles vs. Southern Miss
- Had six tackles at Florida and at Alabama

McWILSON'S CAREER STATISTICS

Year	Pos.	G-GS	Tackles	TFL-Yds.	Sacks-Yds.	Int.-Yds.	PD	FR	FC
2013	S	8-0	9	2.0-8	0.5-5	0	0	1	0
2014	S	12-3	31	1.0-2	0-0	3-47	4	0	0
2015	S	11-10	66	1.5-8	1.0-7	0-0	2	0	1
2016	S	5-1	25	0.5-0	0-0	0-0	0	0	0
Total		36-14	125	5.0-18	1.5-12	3-47	6	1	1

McWILSON'S 2016 GAME-BY-GAME

Opponent	Tkls.	TFL-Yds.	Sacks	PBU	FR	FF	QBH
vs. Southern Miss	7	0.5-0	0-0	0	0	0	0
at Florida	6	0-0	0-0	0	0	0	0
vs. New Mexico St.	4	0-0	0-0	0	0	0	0
vs. South Carolina	2	0-0	0-0	0	0	0	0
at Alabama	6	0-0	0-0	0	0	0	0
Totals	25	0.5-0	0-0	0	0	0	0

McWILSON'S SINGLE-GAME HIGHS

Tackles: 10, 3x, last vs. Tennessee, Oct 31, 2015 (7-3)
Sacks: 1.0, Tennessee, Oct 31, 2015 (1-0)
Tackles for loss: 1.5, Tennessee, Oct 31, 2015 (1-0)
Fumbles forced: 1, Tennessee, Oct 31, 2015
Fumbles recovered: 1, Missouri, Nov 9, 2013
Pass breakups: 1, 3x, last vs. Tennessee, Oct 31, 2015
Touchdowns: 1, Louisiana-Monroe, Oct 11, 2014
All-purpose yards: 36, Louisiana-Monroe, Oct 11, 2014
Interceptions: 1, 3x, last at LSU, Oct 18, 2014
Long interception return: 36, Louisiana-Monroe, Oct 11, 2014



99

**ADRIAN
MIDDLETON**

DEFENSIVE TACKLE

**6-3 • 303 • Sophomore-1L
Bowling Green, Ky. (South Warren)**

2016 - Sophomore

- Started the last four games
- Earned his first career starting spot at Florida and registered six tackles
- Totaled eight tackles in four games last season

MIDDLETON'S CAREER STATISTICS

Year	Pos.	G-GS	Tackles	TFL-Yds.	Sacks-Yds.	FC	FR	PBU
2015	DT	4-0	8	0-0	0-0	0	0	0
2016	DT	5-4	11	0.5-1	0-0	0	0	0
Totals	DT	9-4	19	0.5-0	0-0	0	0	0

MIDDLETON'S 2016 GAME-BY-GAME

Opponent	Tkls.	TFL-Yds.	Sacks-Yds.	FC	FR	PBU	QBH
vs. Southern Miss	2	0-0	0-0	0	0	0	0
at Florida	4	0-0	0-0	0	0	0	0
vs. New Mexico St.	2	0.5-1	0-0	0	0	0	0
vs. South Carolina	1	0-0	0-0	0	0	0	0
at Alabama	2	0-0	0-0	0	0	0	0
Totals	11	0.5-1	0-0	0	0	0	0

MIDDLETON'S SINGLE-GAME HIGHS

Tackles: 4, twice, last at Florida, Sept 10, 2016 (2-2)
Tackles for loss: 0.5 vs. New Mexico State, Sept 17, 2016
Fumbles forced: -
Pass breakups: -



94

**COURTNEY
MIGGINS**

DEFENSIVE TACKLE

**6-5 • 285 • Senior-1L
Lithonia, Ga. (Miller Grove/
Pearl River Community College)**

2016 - Senior

- Started in all five games this season
- Had a career-high tying five tackles vs. South Carolina along with a tackle for loss
- Also had five tackles vs. New Mexico State and a career-high two PBUs
- Totaled three tackles, including two tackles for loss, one forced fumble and one pass breakup vs. Southern Miss.

MIGGINS' CAREER STATISTICS

Year	Pos.	G-GS	Tackles	TFL-Yds.	Sacks-Yds.	FC	FR	PBU
2015	DT	11-0	12	0.5-1	0-0	0	0	0
2016	DT	5-5	17	3.0-5	0-0	1	0	3
Totals	DT	16-5	29	3.5-6	0-0	1	0	3

MIGGINS' 2016 GAME-BY-GAME

Opponent	Tkls.	TFL-Yds.	Sacks-Yds.	FC	FR	PBU	QBH
vs. Southern Miss	3	2.0-3	0-0	1	0	1	0
at Florida	2	0-0	0-0	0	0	0	0
vs. New Mexico St.	5	0-0	0-0	0	0	2	0
vs. South Carolina	5	1-0-2	0-0	0	0	0	0
at Alabama	2	0-0	0-0	0	0	0	0
Totals	17	3.0-5	0-0	1	0	3	0

MIGGINS' SINGLE-GAME HIGHS

Tackles: 5, twice, last vs. South Carolina, Sept 24, 2016 (3-2)
Tackles for loss: 2.0, Southern Miss, Sept 3, 2016 (2-0)
Fumbles forced: 1, Southern Miss, Sept 3, 2016
Pass breakups: 2, New Mexico State, Sept 17, 2016



77

**NAQUEZ
PRINGLE**

DEFENSIVE TACKLE

**6-3 • 320 • Junior-JC
Georgetown, S.C.
(Carvers Bay/Itawamba CC)**

2016 - Junior

- Saw his first career action at Florida, charting five tackles and a tackle for loss
- Recorded four tackles in the win over South Carolina
- Transferred to UK from Itawamba CC

PRINGLE'S CAREER STATISTICS

Year	Pos.	G-GS	Tackles	TFL-Yds.	Sacks-Yds.	FC	FR	PBU
2016	DT	4-0	15	1.5-2	0-0	0	0	0
Totals	DT	4-0	15	1.5-2	0-0	0	0	0

PRINGLE'S 2016 GAME-BY-GAME

Opponent	Tkls.	TFL-Yds.	Sacks-Yds.	FC	FR	PBU	QBH
vs. Southern Miss	DNP						
at Florida	5	1.0-1	0-0	0	0	0	0
vs. New Mexico St.	3	0.0	0-0	0	0	0	0
vs. South Carolina	4	0.5-1	0-0	0	0	0	0
at Alabama	3	0-0	0-0	0	0	0	0
Totals	15	1.5-2	0-0	0	0	0	0

PRINGLE'S SINGLE-GAME HIGHS

Tackles: 5 at Florida, Sept 10, 2016 (2-2)
Tackles for loss: 1.0 at Florida, Sept 10, 2016
Fumbles forced: -
Pass breakups: -



5

**KENDALL
RANDOLPH**

CORNERBACK

**6-0 • 182 • Junior-2L
Tallahassee, Fla. (Lincoln)**

2016 - Junior

- Has nine tackles on the season



2016 PLAYER BIOS

- Registered a career-high five tackles vs. New Mexico State, including one TFL
- Played in nine games last season, collecting 11 tackles, including half a tackle for a loss

RANDOLPH'S CAREER STATISTICS

Year	Pos.	G-GS	Tackles	Int.-Yds.	PBU	FR	FC
2014	CB	12-0	16	0-0	1	1	1
2015	CB	9-0	11	0-0	1	1	0
2016	CB	5-0	9	0-0	0	0	0
Totals		26-0	36	0-0	2	2	1

RANDOLPH'S 2016 GAME-BY-GAME

Opponent	Tkls.	TFL-Yds.	Sacks	PBU	FR	FF	QBH
vs. Southern Miss	1	0-0	0-0	0	0	0	0
at Florida	2	0-0	0-0	0	0	0	0
vs. New Mexico St.	5	1.0-3	0-0	0	0	0	0
vs. South Carolina	1	0-0	0-0	0	0	0	0
at Alabama	0	0-0	0-0	0	0	0	0
Totals	9	1.0-3	0-0	0	0	0	0

RANDOLPH'S SINGLE-GAME HIGHS

Tackles: 5, New Mexico State, Sept 17, 2016 (1-4)
Sacks: 1.0, Mississippi State, Oct 25, 2014 (1-0)
Tackles for loss: 1.0, 3x, last vs. New Mexico State, Sept 17, 2016 (1-3)
Fumbles forced: 1, UT Martin, Aug 30, 2014
Fumbles recovered: 1, twice, last at Georgia, Nov 7, 2015
Pass breakups: 1, twice, last at Vanderbilt, Nov 14, 2015



11

TAVIN RICHARDSON

WIDE RECEIVER

6-3 • 216 • Freshman-RS
Greer, S.C. (Byrnes)

2016 - r-Freshman

- Started at wide receiver in four games
- Had two catches for 24 yards at Alabama
- Caught his first career pass in Kentucky's first scoring drive of the season vs. Southern Miss, hauling in a 41-yard reception in the first quarter

RICHARDSON'S CAREER STATISTICS

Year	Pos.	G-GS	Rec.	Yds.	Avg.	TD	Long
2016	WR	5-4	6	120	20.0	0	41
Totals		5-4	6	120	20.0	0	41

RICHARDSON'S 2016 GAME-BY-GAME

Opponent	Rec.	Yds.	TD	Long
vs. Southern Miss	2	74	0	41
at Florida	1	3	0	3
vs. New Mexico St.	0	0	0	0
vs. South Carolina	1	19	9	19
at Alabama	2	24	0	12
Totals	6	120	0	41

RICHARSON'S SINGLE-GAME HIGHS

Receptions: 2, twice, last at Alabama, Oct 1, 2016
Receiving yards: 74, Southern Miss, Sept 3, 2016 (2 receptions)
Long reception: 41, Southern Miss, Sept 3, 2016
All-purpose yards: 74, Southern Miss, Sept 3, 2016



19

KAYAUNE ROSS

WIDE RECEIVER

6-6 • 225 • Sophomore-JC
West Chester, Ohio
(Lakota West/Phoenix College)

2016 - Sophomore

- Made his first career catch with a nine-yard touchdown reception in the first quarter vs. Southern Miss.
- Will have three seasons of eligibility remaining for Kentucky

ROSS' CAREER STATISTICS

Year	Pos.	G-GS	Rec.	Yds.	Avg.	TD	Long
2016	WR	5-0	2	10	5.0	1	9
Totals		5-0	2	10	5.0	1	9

ROSS' 2016 GAME-BY-GAME

Opponent	Rec.	Yds.	TD	Long
vs. Southern Miss	1	9	1	9
at Florida	0	0	0	0
vs. New Mexico St.	0	0	0	0
vs. South Carolina	1	1	0	0
at Alabama	0	0	0	0
Totals	2	10	1	9

ROSS' SINGLE-GAME HIGHS

Receptions: 1, twice, last vs. South Carolina, Sept 24, 2016
Receiving yards: 9, Southern Miss, Sept 3, 2016 (1 reception)
Receiving TDs: 1 [t-5th], Southern Miss, Sept 3, 2016
Long reception: 9, Southern Miss, Sept 3, 2016
All-purpose yards: 9, Southern Miss, Sept 3, 2016



26

BENJAMIN SNELL JR.

RUNNING BACK

5-11 • 220 • Freshman-HS
Westerville, Ohio
(Westerville Central)

2016 - Freshman

- Has rushed 41 times for 247 yards this season (second on the team behind Boom Williams) and is averaging 6.0 yards per carry
- Second in the SEC in rushing TDs with five
- Has the most rushing touchdowns (5) by a UK player in the first five games of his freshman season in school history
- Rushed a game-high 16 times for 73 yards and the game-winning TD in the win over South Carolina
- Had an impressive game vs. New Mexico State, rushing 17 times for a career-best 136 yards and four rushing TDs
- Became the first Kentucky true freshman to rush for 100 yards since Boom Williams vs. UofL in 2014 when he had 126 yards
- His four touchdowns tied the school record for most rushing touchdowns in a single game, joining four previous Wildcats to reach that mark ... He is only the second freshman to do it, tying Don Phelps' four scores vs. Michigan State on Nov. 2, 1946
- The 136 rushing yards are the most rushing yards by a true freshman at UK since Derek Homer vs. Tennessee on Nov. 22, 1997

SNELL'S 2016 GAME-BY-GAME

Opponent	Att.	Yds.	TD	Long
vs. Southern Miss	0	0	0	0
at Florida	0	0	0	0
vs. New Mexico St.	17	136	4	18
vs. South Carolina	16	73	1	14
at Alabama	8	44	0	17
Totals	41	247	5	18

SNELL'S SINGLE-GAME HIGHS

Rush attempts: 17, New Mexico State, Sept 17, 2016
Rush yards: 136, New Mexico State, Sept 17, 2016 (17 carries)
Rush TDs: 4, New Mexico State, Sept 17, 2016
Long rush: 18, New Mexico State, Sept 17, 2016
Receptions: n/a
Receiving yards: n/a
Long reception: n/a
Total offense yards: 136, New Mexico State, Sept 17, 2016 (136 rush, 0 pass)
All-purpose yards: 158, New Mexico State, Sept 17, 2016
Kick returns: 1, twice, last vs. South Carolina, Sept 24, 2016
Kick return yards: 32, South Carolina, Sept 24, 2016 (1 return)
Long kick return: 32, South Carolina, Sept 24, 2016 (1 return)



1

**RYAN
TIMMONS**

WIDE RECEIVER

**5-10 • 198 • Senior-3L
Frankfort, Ky. (Franklin County)**

2016 - Senior

- Has played in 41 games with 17 starts
- Has totaled 95 receptions for 1,060 yards and five touchdowns in his career
- Became the 26th player in school history to reach 1,000 career receiving yards vs. New Mexico St.
- Now ranks 24th in school history in career receiving yards and needs 51 more yards to tie Javess Blue for 23rd
- Won the state title in the 100-meter dash as a sophomore, junior and senior in high school and also won the 200-meters as a junior and senior

TIMMONS' CAREER STATISTICS


Year	Pos.	G-GS	Rec.	Yds.	Avg.	TD	LG	Att.	Yds.	Avg.	TD	LG
2013	WR	12-6	32	338	10.6	2	51	12	91	7.6	0	33
2014	WR	12-9	45	536	11.9	2	56	5	-9	-1.8	0	0
2015	WR	12-1	12	114	9.5	1	36	2	1	0.5	0	4
2016	WR	5-2	6	72	12.0	0	18	0	0	0	0	0
Totals		41-18	95	1060	11.2	5	56	19	83	4.4	0	33

TIMMONS' 2016 GAME-BY-GAME

Opponent	Rec.	Yds.	TD	Long
vs. Southern Miss	0	0	0	0
at Florida	0	0	0	0
vs. New Mexico St.	4	42	0	17
vs. South Carolina	2	30	0	18
at Alabama	0	0	0	0
Totals	6	72	0	18

TIMMONS' SINGLE-GAME HIGHS

Rush attempts: 4, Miami, Sept 7, 2013
Rush yards: 37, Miami, Sept 7, 2013 (4 carries)
Long rush: 33, vs WKU, Aug 31, 2013
Receptions: 10, Ohio, Sept 6, 2014
Receiving yards: 114, Mississippi State, Oct 25, 2014 (5 receptions)
Receiving TDs: 1, 5 times, last at Vanderbilt, Nov 14, 2015
Long reception: 56, UT Martin, Aug 30, 2014
All-purpose yards: 114, Mississippi State, Oct 25, 2014
Punt returns: 2, twice, last at Georgia, Nov 7, 2015
Punt return yards: 19, Eastern Kentucky, Oct 3, 2015 (1 returns)
Long punt return: 19, Eastern Kentucky, Oct 3, 2015
Kick returns: 2, Alabama State, Nov 2, 2013
Kick return yards: 38, Alabama State, Nov 2, 2013 (2 returns)
Long kick return: 35, Alabama State, Nov 2, 2013



88

**CHARLES
WALKER**

WIDE RECEIVER

**5-11 • 203 • Junior-2L
Louisville, Ky. (St. Xavier)**

2016 - Junior

- Has played in 28 career games with one start
- Earned a scholarship during preseason camp
- Returned a 65-yard punt vs. New Mexico State for a touchdown in the fourth quarter, marking Kentucky's first punt return for a touchdown since Randall Cobb accomplished the feat on Sept. 11, 2010 against WKU
- The 65-yard return was the longest punt return for a touchdown since Randall Cobb had a 73-yard punt return for a touchdown against Louisiana-Monroe on Oct. 24, 2009
- Walker's success is even more impressive when one considers that he primarily played running back in high school

WALKER'S CAREER STATISTICS

Year	Pos.	G-GS	Rec.	Yds.	Avg.	TD	LG	Att.	Yds.	Avg.	TD	LG
2014	WR	12-0	1	4	4.0	0	4	0	0	0	0	0
2015	WR	12-1	5	61	12.2	0	20	3	22	7.3	0	11
2016	WR	5-0	0	0	0	0	0	6	109	18.2	1	65
Totals		28-1	6	65	10.8	0	20	9	131	14.6	1	65

WALKER'S 2016 GAME-BY-GAME

Opponent	Rec.	Yds.	Avg.	TD	LG	PR	Yds.	Avg.	TD	LG
vs. Southern Miss	0	0	0	0	0	0	0	0	0	0
at Florida	0	0	0	0	0	0	0	0	0	0
vs. New Mexico St.	0	0	0	0	0	5	101	20.2	1	65
vs. South Carolina	0	0	0	0	0	1	8	8.0	0	8
at Alabama	0	0	0	0	0	0	0	0	0	0
Totals	0	0	0	0	0	6	131	18.2	1	65

WALKER'S SINGLE-GAME HIGHS

Receptions: 1, 6 times
Receiving yards: 20, Auburn, Oct 15, 2015 (1 receptions)
Long reception: 20, Auburn, Oct 15, 2015
All-purpose yards: 20, twice, last vs. Auburn, Oct 15, 2015
Punt returns: 5, New Mexico State, Sept 17, 2016
Punt return yards: 101, New Mexico State, Sept 17, 2016
Long punt return: 65, New Mexico State, Sept 17, 2016
Tackles: 3, at Georgia, Nov 7, 2015 (2-1)



8

**KOBIE
WALKER**

LINEBACKER

**6-3 • 215 • Sophomore-SQ
Baltimore, Md.
(Our Lady of Good Counsel)**

2016 - Sophomore

- Started his first career game and had 10 total tackles vs. Southern Miss, second-most on the team

WALKER'S CAREER STATISTICS

Year	Pos.	G-GS	Tackles	TFL-Yds.	Sacks-Yds.	FC	FR	PBU
2016	LB	3-2	10	0.5-1	0.0	0	0	0
Totals	LB	3-2	10	0.5-1	0.0	0	0	0

WALKER'S 2016 GAME-BY-GAME

Opponent	Tkls.	TFL-Yds.	Sacks-Yds.	FC	FR	Int.	QBH
vs. Southern Miss	10	0.5-1	0.0	0	0	0	0
at Florida	DNP						
vs. New Mexico St.	0	0.0	0.0	0	0	0	0
vs. South Carolina	0	0.0	0.0	0	0	0	0
at Alabama	DNP						
Totals	10	0.5-1	0.0	0	0	0	0

WALKER' SINGLE-GAME HIGHS

Tackles: 10, Southern Miss, Sept 3, 2016 (2-8)
Tackles for loss: .5, Southern Miss, Sept 3, 2016 (0-0)



35

**DENZIL
WARE**

DEFENSIVE END/LB

**6-2 • 255 • Sophomore-1L
Opp, Ala. (Senior)**

2016 - Sophomore

- Has started in 16 of 17 career games played
- Has 20 tackles and three QB hurries this season
- Leads Kentucky with 4.5 tackles for loss and is tied with linebacker Josh Allen for the team lead in sacks with 3.0
- Ranks ninth in the SEC in sacks (3.0) and is tied for 13th in tackles for loss (4.5)
- For his career, has 59 tackles, 10 tackles for loss and four sacks in 17 games
- Named SEC Co-Defensive Lineman of the Week after totaling a season-high five tackles, two sacks and two TFLs in the win over South Carolina



2016 PLAYER BIOS

- The two sacks vs. USC are the most sacks by a UK player against an SEC opponent since Ridge Wilson against South Carolina in 2011
- With South Carolina in UK territory, threatening to tie the game late in the fourth quarter, Ware sacked the quarterback for a 19-yard loss on fourth down; it turned out to be USC's final offensive play of the game

WARE'S CAREER STATISTICS

Year	Pos.	G-GS	Tackles	TFL-Yds.	Sacks-Yds.	FC	FR	QBH
2015	DE/LB	12-11	39	5.5-13	1.0-4	1	1	0
2016	DE/LB	5-5	20	4.5-36	3.0-34	0	0	3
Totals	17-16	59	10.0-49	4.0-38	1	1	3	

WARE'S 2016 GAME-BY-GAME

Opponent	Tkls.	TFL-Yds.	Sacks-Yds.	FC	FR	Int.	QBH
vs. Southern Miss	4	2.0-14	1.0-13	0	0	0	0
at Florida	4	0-0	0-0	0	0	0	2
vs. New Mexico St.	4	0.5-1	0-0	0	0	0	0
vs. South Carolina	5	2.0-21	2.0-21	0	0	0	0
at Alabama	3	0-0	0-0	0	0	0	1
Totals	20	4.5-36	3.0-34	0	0	0	3

WARE'S SINGLE-GAME HIGHS

Tackles: 7, UL Lafayette, Sept 5, 2015 (5-2)
Sacks: 2.0, vs. South Carolina, Sept 24, 2016
Tackles for loss: 2.0, 3x, last South Carolina, Sept 24, 2016
Fumbles forced: 1, Florida, Sept 19, 2015
Fumbles recovered: 1, Charlotte, Nov 21, 2015



21

CHRIS
WESTRY

CORNERBACK

6-4 • 195 • Sophomore-1L
Orange Park, Fla. (Oakleaf)

2016 - Sophomore

- Has started all 17 games of his career at Kentucky
- Had a career-best two PBUs vs. NMSU
- Broke up a team-leading eight passes, finishing with 36 tackles, 1.5 tackles for a loss, one sack and two interceptions, adding a QB hurry last season

WESTRY'S CAREER STATISTICS

Year	Pos.	G-GS	Tackles	Int.-Yds.	TFL	PD	FR	FC
2015	CB	12-12	36	2-3	1.0-8	10	0	0
2016	CB	5-5	15	0	0.5-1	2	0	0
Totals	17-17	51	2-3	1.5-9	12	0	0	

WESTRY'S 2016 GAME-BY-GAME

Opponent	Tackles	Sacks	TFL-Y	FC	PD	Int.
vs. Southern Miss	4	0-0	0-0	0	0	0
at Florida	3	0-0	0-0	0	0	0
vs. New Mexico St.	3	0-0	0-0	0	2	0

vs. South Carolina	3	0-0	0.5-1	0	0	0
at Alabama	2	0-0	0-0	0	0	0
Totals	15	0-0	0.5-1	0	2	0

WESTRY' SINGLE-GAME HIGHS

Interceptions: 1, twice, last at Mississippi State, Oct 24, 2015
Long interception return: 3, at South Carolina, Sep 12, 2015
Tackles: 6, Auburn, Oct 15, 2015 (5-1)
Sacks: 1.0, at South Carolina, Sept 12, 2015 (1-0)
Tackles for loss: 1.0, at South Carolina, Sept 12, 2015 (1-0)
Pass breakups: 2, New Mexico State, Sept 17, 2016



18

STANLEY "BOOM"
WILLIAMS

RUNNING BACK

5-9 • 196 • Junior-2L
Monroe, Ga.
(George Walton Academy)

2016 - Junior

- Leads the team with 486 rushing yards in five games
- Ranks fifth in the SEC and 36th nationally in average rushing yards per game with 116.0
- Ranks 10th in the SEC in all-purpose yards per game (102.4)
- Averaging a team-high 8.0 yards per carry which ranks 13th nationally
- Has 1,827 career rushing yards and ranks eighth on the career rushing list ... Needs 278 more yards to equal Artose Pinner at No. 7
- Fifth player in school history to reach 1,700 career rushing yards prior to his senior season ... The last player to accomplish that feat was Derrick Locke in 2009
- Had back-to-back 100-yard rushing games vs. New Mexico State and South Carolina, giving him nine in his career
- Recorded a career-high 181 rushing yards vs. New Mexico State, marking his eighth career 100-yard game – first of the season
- The 181 yards were the eighth most by a UK player at CWS history and the most by a UK player in CWS since Artose Pinner had 224 vs. Vanderbilt on Nov. 16, 2002
- Became the fifth player in UK history to have at least three career games of at least 135 rushing yards at CWS ... The last UK player to accomplish this feat was Artose Pinner
- Third-quickest player to reach 1,500 career rushing yards in school history (22 games) ... Only Sonny Collins (18 games played) and Moe Williams (19 games played) reached that milestone quicker
- Set a new single-season UK record with a 7.1 yards per carry mark last season

WILLIAMS' CAREER STATISTICS

Year	G-GS	Att.	Yds.	Avg.	TD	LG	Rec.	Yds.	Avg.	TD	LG
2014	10-1	74	486	6.6	5	58	17	162	9.5	1	32
2015	10-10	121	855	7.1	6	75	13	74	5.7	0	22

2016	5-5	67	486	7.3	2	63	4	26	6.5	0	15
Totals	25-16	262	1,827	7.1	13	75	34	262	7.7	1	32

WILLIAMS' CAREER STATISTICS

Year	KOR	Yds.	Avg.	TD	Long
2014	19	511	26.9	0	75
2015	0	0	0.0	0	0
2016	0	0	0.0	0	0
Totals	19	511	26.9	0	75

WILLIAMS' 2016 GAME-BY-GAME

Opponent	Att.	Yds.	TD	Rec.	Yds.	TD
vs. Southern Miss	13	94	0	2	16	0
at Florida	12	66	0	1	7	0
vs. New Mexico St.	18	181	1	0	0	0
vs. South Carolina	15	123	1	0	0	0
at Alabama	9	22	0	1	3	0
Totals	67	486	2	4	26	0

WILLIAMS' SINGLE-GAME HIGHS

Rush attempts: 18, 3x, last vs. New Mexico State, Sept 17, 2016
Rush yards: 181, New Mexico State, Sept 17, 2016 (18 carries)
Rush TDs: 2, 3x, last vs. Charlotte, Nov 21, 2015
Long rush: 75, UL Lafayette, Sept 5, 2015
Receptions: 5, at Missouri, Nov 1, 2014
Receiving yards: 58, at Missouri, Nov 1, 2014 (5 receptions)
Receiving TDs: 1, at Florida, Sept 13, 2014
Long reception: 32, at Missouri, Nov 1, 2014
Total offense yards: 181, New Mexico State, Sept 17, 2016 (181 rush, 0 pass)
All-purpose yards: 181, New Mexico State, Sept 17, 2016
Kick returns: 6, at Tennessee, Nov 15, 2014
Kick return yards: 136, at Tennessee, Nov 15, 2014 (6 returns)
Long kick return: 75, Louisiana-Monroe, Oct 11, 2014



SCORING DRIVE ANALYSIS

GAME-BY-GAME SCORING DRIVES

Game	Plays/Yards	Time (Poss.)	Qtr./Clock	Res.	Scoring Play
USM	2/75	0:40	1/6:09	TD	Badet 72 yd pass from Barker
USM	2/58	0:33	1/4:03	TD	Johnson 43 yd pass from Barker
USM	7/65	2:04	1/0:25	TD	Ross 9 yd pass from Barker
USM	2/49	0:24	2/6:55	TD	Johnson 53 yd pass from Barker
USM	5/64	1:42	2/0:56	TD	Kemp 7 yd rush
UF	9/65	4:45	4/4:27	TD	Kemp 2 yd rush
NMSU	1/63	0:13	1/11:10	TD	Williams 63 yd rush
NMSU	2/77	0:33	1/8:21	TD	Conrad 72 yd pass from Johnson
NMSU	6/39	3:18	2/12:08	TD	Conrad 9 yd pass from Johnson
NMSU	3/75	1:16	2/8:17	TD	Snell 5 yd rush
NMSU	9/88	3:34	2/0:58	TD	Snell 1 yd rush
NMSU	8/71	2:46	3/10:10	TD	Conrad 17 yd pass from Johnson
NMSU	7/62	2:29	3/6:46	TD	Snell 2 yd rush
NMSU	11/75	6:01	4/13:07	TD	Snell 4 yd rush
SC	12/60	5:58	2/14:15	FG	MacGinnis 30 yd field goal
SC	5/75	2:15	3/12:45	TD	Williams 43 yd rush
SC	11/65	4:58	4/10:21	TD	Snell 1 yd rush
BAMA	8/36	2:57	1/8:52	FG	MacGinnis 45 yd field goal
BAMA	16/63	9:42	4/5:09	FG	MacGinnis 30 yd field goal

GAME OPENING DRIVES

Game	UK		OPPONENT	
	Res/Pts	Yds.	Res/Pts.	Yds.
Southern Miss	Punt/0	2	TD/7	49
Florida	Punt/0	-1	MFG/0	47
New Mexico St.	INT/0	2	TD/7	46
South Carolina	Fumble/0	12	Punt/0	2
Alabama	FG/3	36	Downs/0	35
Vanderbilt				
Miss. State				
Missouri				
Georgia				
Tennessee				
Austin Peay				
Louisville				
Totals/gm	3/0.6	51/10.2	14/2.8	179/35.8

2ND HALF OPENING DRIVES

Game	UK		OPPONENT	
	Res/Pts	Yds.	Res/Pts.	Yds.
Southern Miss	Fumble/0	24	TD/7	84
Florida	INT/0	0	TD/7	45
New Mexico St.	TD/7	71	Punt/0	7
South Carolina	TD/7	75	Punt/0	10
Alabama	Punt/0	10	TD/7	78
Vanderbilt				
Miss. State				
Missouri				
Georgia				
Tennessee				
Austin Peay				
Louisville				
Totals/gm	14/2.8	180/36.0	21/4.2	224/44.8

GAME-BY-GAME TD DRIVES

Yds.	TD	Drive	Poss. Time	TDs	Plays	TDs
1-9	9	-	00:00-00:59	5	1	1
10-19	1	-	01:00-01:59	1	2	4
20-29	-	-	02:00-02:59	4	3	1
30-39	-	1	03:00-03:59	3	4	-
40-49	2	1	04:00-04:59	2	5	1
50-59	1	1	05:00-05:59	-	6	1
60-69	1	6	06:00-06:59	1	7	3
70-79	2	5	07:00-07:59	-	8	1
80-89	-	1	08:00-08:59	-	9	2
90-99	-	-	09:00-09:59	-	10	-
Total	16	16	10:00-10:59	-	11	2
			11:00-11:59	-	12	-
			12:00-12:59	-	13	-
			13:00-13:59	-	14	-
			14:00-14:59	-	15	-
			15:00 - +	-	16	-

DRIVE ANALYSIS

Game	Total Drive	TD	FG	MFG	P	TO	4DN
USM	15	5	0	0	5	3	0-1
Florida	12	1	0	1	5	4	0-0
NMSU	15	8	0	0	3	3	0-0
USC	12	2	1	0	5	2	1-1
Alabama	10	0	2	0	6	2	1-1
Vanderbilt							
Miss. State							
Missouri							
Georgia							
Tennessee							
Austin Peay							
Louisville							
Totals	64	16	3	1	24	14	2-3



EXPLOSIVE PLAYS

RUNS 10+

Badet, 25 yards
(1 rush for 25 yards, 25.0 avg.)
 Barker, 14 yards
(1 rush for 14 yards, 14.0 avg.)
 Kemp, 16 yards
(1 rush for 16 yards, 16.0 avg.)
 Snell, 18 yards
 Snell, 17 yards
 Snell, 14 yards
 Snell, 14 yards
 Snell, 15 yards
 Snell, 18 yards
 Snell, 14 yards
 Snell, 12 yards
 Snell, 17 yards
 Snell, 12 yards
(10 rush for 151 yards, 15.1 avg.)
 Johnson, 10 yards
(1 rush for 10 yards, 10.0 avg.)
 Williams, 16 yards
 Williams, 36 yards
 Williams, 25 yards
 Williams, 10 yards
 Williams, 63 yards*
 Williams, 16 yards
 Williams, 11 yards
 Williams, 13 yards
 Williams 23 yards
 Williams, 20 yards
 Williams, 13 yards
 Williams, 11 yards
 Williams, 43 yards*
 Williams, 11 yards
 Williams, 14 yards
 Williams, 10 yards
(16 rush for 335 yards, 20.9 avg., 2 TD)
Total: 30 runs for 551 yards, 18.3 avg.

RECEIVING 20+

Badet, 72 yards*
 Badet, 45 yards
 Badet 54 yards
 Badet, 28 yards
(4 rec. for 199 yards, 49.7 avg., 1 TD)
 Conrad, 72 yards*
(1 rec. for 72 yards, 72.0 avg, 1 TD)
 Johnson, 43 yards*
 Johnson, 53 yards*
 Johnson, 32 yards
 Johnson, 21 yards
(4 rec. for 149 yards, 37.5 avg., 2 TD)
 Richardson, 41 yards
 Richardson, 33 yards
(2 rec. for 74 yards, 37.0 avg.)
Total: 11 catches for 494 yards, 44.9 avg.

KICK RETURNS 30+

Kemp, 32 yards
(1 return for 32 yards, 32.0 avg.)
 Badet, 31 yards
(1 return for 31 yards, 31.0 avg.)
Total: 2 returns for 63 yards, 31.5 avg.

PUNT RETURNS 20+

Walker, 65 yards*
 Walker, 23 yards
(2 returns, 88 yards, 44.0 avg., 1 TD)
Total: 2 returns for 88 yards, 44.0 avg.

DEFENSIVE RETURNS 20+

McClain, 20 yards
Total: 1 returns for 20 yards, 20.0 avg.

Total: 46 plays for 1216 yards, 26.4 avg.
** denotes a touchdown scoring play*

OPPONENT BIG PLAYS

Total:
 Run (10+) 27 for 369 yds
 Receiving (20+) 19 for 663 yds
 Kick Returns (30+) 0 for 0 yds
 Punt Returns (20+) 0 for 0 yds
 Defensive Returns (20+) 1 for 55 yds
TOTAL: 36 for 798 yards (22.1 avg.)

UK LONG PLAYS (20+) BY THE NUMBERS

20+ Plays By Yards	No.	TD
100+	0	0
90-99	0	0
80-89	0	0
70-79	2	2
60-69	2	2
50-59	2	1
40-49	4	2
30-39	5	0
20-29	8	0
TOTAL	23	7

20+ Plays By Type	No.	TD
Rushing	7	2
Passing	11	4
Punt returns	2	1
Kick returns	2	0
Interceptions	1	0
Fumble returns	0	0
Other	0	0
TOTAL	23	7



KENTUCKY

Scored 40 points: 62 vs. New Mexico State, Sept. 17, 2016
 Scored 50 points: 62 vs. New Mexico State, Sept. 17, 2016
 Scored 60 points: 62 vs. New Mexico State, Sept. 17, 2016
 Scored 70 points: 77 vs. Texas El-Paso, Sept. 7, 2002
 Scored 80 points: 83 vs. North Dakota, Nov. 18, 1950
 Shut Out an Opponent: vs. Miami (42-0), Sept. 5, 2009
 Shut Out an Opponent in the 2nd half: vs. Florida, Sept. 19, 2015
 Scored on first series: FG at Alabama, Oct. 1, 2016
 Scored on first play from scrimmage of game: vs. UL Lafayette, Sept. 5, 2015
 Scored a TD on first series: vs. Louisville, Nov. 30, 2015
 Had 25 First Downs: 28 vs. New Mexico State, Sept. 17, 2016
 Had 30 First Downs: 30 vs. Mississippi State, Oct. 25, 2015
 Had 250 yards rushing: 381 vs. New Mexico State, Sept. 17, 2016
 Had 300 yards rushing: 381 vs. New Mexico State, Sept. 17, 2016
 Had 400 yards rushing: 415 vs. Charlotte, Nov. 21, 2015
 Had below 50 yards rushing: 48 vs. Florida, Sept. 28, 2013
 Had 300 yards passing: 311 vs. New Mexico State, Sept. 17, 2016
 Had 400 yards passing: 401 vs. Mississippi State, Oct. 25, 2014
 Had below 50 yards passing: 15 vs. Tennessee, Nov. 26, 2011
 Had 300 yards rushing and passing: (381/311) vs. New Mexico State, Sept. 17, 2016
 Had 500 yards total offense: 692 vs. New Mexico State, Sept. 17, 2016
 Had 600 yards total offense: 692 vs. New Mexico State, Sept. 17, 2016
 Had below 200 yards total offense: 161 at Alabama, Oct. 1, 2016
 Held opp. below 100 yards rushing: 91 vs. South Carolina, Sept. 24, 2016
 Held opp. below 50 yards rushing: -2 vs. Samford, Nov. 17, 2012
 Held opp. below 100 yards passing: 87 vs. Charlotte, Nov. 21, 2015
 Held opp. below 50 yards passing: 23 vs. Miami (OH), Sept. 7, 2013
 Held opponent below 200 yards total offense: 139 vs. Vanderbilt, Sept. 27, 2014
 Held opp. below 100 yards total offense: 91 vs. Vanderbilt, Nov. 16, 1996
 Recorded a safety: at Mississippi State, Nov. 24, 2013
 Recorded zero penalties: vs. Auburn, Oct. 17, 2009
 Had a player with 30 rush attempts: 31 by Artose Pinner vs. Vandy, Nov. 16, 2002
 Had a player rush for 100 yards: 123 by Boom Williams vs. South Carolina Sept. 24, 2016
 Had a player rush for 100 yards in consecutive games: Boom Williams, 2 (current)
 Had a player rush for 100 yards in four consecutive games: Derrick Locke, 2010
 Had a true freshman rush for 100 yards: 136 by Benny Snell vs. New Mexico State, Sept. 17, 2016
 Had a player rush for 200 yards: 224 by Artose Pinner vs. Vanderbilt, Nov. 16, 2002
 Had 2 players rush for 100 yards: Boom Williams (181) and Benny Snell (136) vs. New Mexico State, Sept. 17, 2016
 Had a player with 3 rushing touchdowns: 4 by Benny Snell vs. New Mexico State, Sept. 17, 2016
 Had a player with 4 rushing touchdowns: 4 by Benny Snell vs. New Mexico State, Sept. 17, 2016
 Had a player with 50 pass attempts: 60 by Maxwell Smith, vs. WKU, Sept. 15, 2012
 Had a player with 60 pass attempts: 60 by Maxwell Smith, vs. WKU, Sept. 15, 2012
 Had a player with 30 pass completions: 37 by Maxwell Smith, vs. WKU, Sept. 15, 2012
 Had a player with 300 passing yards: 310 by Stephen Johnson vs. New Mexico State, Sept. 17, 2016
 Had 2 players pass for 100 yards: Maxwell Smith (109), Jalen Whitlow (105) vs. Louisville, Sept. 14, 2013
 Had a player with 3 or more touchdowns passes: 3 by Stephen Johnson vs. New Mexico State, Sept. 17, 2016
 Had a player with 2 passing touchdowns and 2 rushing touchdowns: Patrick Towles, vs. Mississippi State, Oct. 25, 2014
 Had a player with 10 pass receptions: 10 by Ryan Timmons vs. Ohio, Sept. 6, 2014
 Had a player with 100 yards receiving: 133 by C.J. Conrad vs. New Mexico State, Sept. 17, 2016
 Had 2 players with 100 yards receiving: 116 by Matt Roark and 102 by La'Rod King, vs. Ole Miss, Nov. 5, 2011
 Had a player with 3 touchdown receptions: 3 by C.J. Conrad vs. New Mexico State, Sept. 17, 2016
 Had a player with 100 rushing and 100 receiving yards in the same game: Rafael Little (132 rushing, 114 receiving) vs. Vanderbilt, Nov. 11, 2006
 Had a 100-yard rusher and a 100-yard receiver in the same game: Stanley "Boom" Williams (181 rushing), Benny Snell (136 rushing), C.J. Conrad (133 receiving) vs. New Mexico State, Sept. 17, 2016
 Had a player score a TD by rushing and receiving in the same game: Jonathan

George, vs. Kent State, Sept. 8, 2012
 Had a player throw a TD pass and score a rushing and receiving TD in the same game: Randall Cobb vs. Auburn, Oct. 9, 2010
 Had a player throw at least two TD passes and score a rushing TD in consecutive games: Patrick Towles in 2015
 Had a player throw a TD pass, score a receiving TD and score on a punt return for a TD in the same game: Randall Cobb vs. WKU, Sept. 11, 2010
 Had a player return a kickoff for a TD: Derrick Locke (100 yards) vs. Louisville, Sept. 19, 2009
 Had a player return a punt for a TD: Charles Walker (65 yards) vs. New Mexico State, Sept. 17, 2016
 Had a player return an interception for a TD: Fred Tiller vs. Louisville (40 yards), Nov. 29, 2014
 Had a player recover/return a fumble for a TD: C.J. Johnson vs. Tennessee (77 yards), Oct. 31, 2015
 Had two defensive TDs in the same game: Mike Douglas (fumble) and Fred Tiller (interception) vs. Louisville, Nov. 29, 2014
 Had a player block a punt: Josh Forrest vs. Alabama State, Nov. 2, 2013
 Had a player block a field goal: Farrington Huguenin vs. ECU, Oct. 3, 2015
 Had a player block a PAT: Farrington Huguenin vs. Tennessee, Nov. 24, 2012
 Had a player return a blocked FG for a TD: David Jones (57 yards) vs. Vanderbilt, Nov. 15, 2008
 Had a player return a blocked punt for a TD: Andrew Hopewell (6 yards), vs. Arkansas, Nov. 1, 2006
 Had a player score a TD on a fake field goal: Joe Mansour (25 yards), vs. Florida, Sept. 28, 2013
 Had a field goal of 50 yards or more: Austin MacGinnis (54 yards) vs. Tennessee, Nov. 15, 2014
 Played an overtime game: vs. ECU, Oct. 3, 2015 - (W, 34-27)
 Won an overtime game: vs. ECU, Oct. 3, 2015 - (W, 34-27)

OPPONENT

Scored 40 points: 42 by New Mexico State, Sept. 17, 2016
 Scored 50 points: 52 by Tennessee, Oct. 31, 2015
 Scored 10 or less points: 10 by South Carolina, Sept 24, 2016
 Shut Out Kentucky: 0-40 by Vanderbilt, Nov. 3, 2012
 Shut Out Kentucky in 2nd half: by Southern Miss, Sept. 3, 2016
 Rushed for 300 yards: 314 by Louisville, Nov. 28, 2015
 Passed for 300 yards: 315 by Alabama, Oct. 1, 2016
 Had 500 yards of total offense: 500 by New Mexico State, Sept. 17, 2016
 Recorded a safety: Louisville, Aug. 31, 2008
 Blocked a Kentucky punt: Southern Miss, Sept. 3, 2016
 Blocked a Kentucky field goal: Florida, Sept. 25, 2010
 Blocked a Kentucky PAT: at Vanderbilt, Nov. 16, 2013
 Had a player with 30 rush attempts: 36, Ito Smith (Southern Miss), Sept. 3, 2016
 Had a player with 100 yards rushing: 100, Joshua Jacobs (Alabama), Oct. 1, 2016
 Had a player with 200 yards rushing: 252 by Anthony Dixon (MSU), Oct. 31, 2009
 Had two players with 100 yards rushing: 173 by Ito Smith (Southern Miss), 100 by George Payne (Southern Miss), Sept. 3, 2016
 Had a player with 40 pass attempts: 43, Jeff Driskel (Florida), Sept. 13, 2014
 Had a player with 25 pass completions: 25 by Dak Prescott (MSU), Oct. 24, 2015
 Had a player with 300 yards passing: 320 by Luke Del Rio (Florida), Sept. 10, 2016
 Had two players with 100 yards passing: 183 by Aaron Murray and 189 by Hutson Mason (Georgia), Nov. 23, 2013
 Had a player with 10 pass receptions: 11, Calvin Ridley (Alabama), Oct. 1, 2016
 Had a player with 100 yards receiving: 174, Calvin Ridley (Alabama), Oct. 1, 2016
 Had a player with 200 yards receiving: 216 by Demarcus Robinson (Florida), Sept. 13, 2014
 Had two players with 100 yards receiving: 188, Tavarres King and 103, Malcolm Mitchell (Georgia), Oct. 20, 2012
 Had a player return a kickoff for a TD: Evan Berry (UT), 100 yards, Oct. 31, 2015
 Had a player return a punt for a TD: Cameron Sutton (UT), 84 yards, Oct. 31, 2015
 Had a player return a blocked FG for a TD: Neiko Thorpe (69 yards) vs. Auburn, Oct. 17, 2009
 Had a player return a blocked punt for a TD: Chris Rainey (23 yards) vs. Florida, Sept. 26, 2009
 Had a player return an interception for a TD: Jaylen Watkins (Florida), 26 yards, Sept. 22, 2012
 Had a player return a fumble for a TD: Chris Wade (Miami OH), 6 yards, Sept. 7, 2013



OFFENSE

Left Tackle

- 74 Cole Mosier, 6-6, 335, Jr-2L
67 Landon Young, 6-7, 305, Fr-HS

Left Guard

- 68 Nick Haynes, 6-3, 316, Jr-2L
71 Logan Stenberg, 6-6, 318, Fr-RS

Center

- 72 Jon Toth, 6-5, 310, Sr-3L
65 Jervontius "Bunchy" Stallings, 6-3, 318, So-Sq

Right Guard

- 69 Ramsey Meyers, 6-4, 305, Jr-2L
or 65 Jervontius Stallings, 6-3, 318, So-Sq

Right Tackle

- 73 Kyle Meadows, 6-5, 300 Jr-2L
64 George Asafo-Adjei, 6-5, 315, So-1L

Tight End

- 87 C.J. Conrad, 6-5, 245, So-1L
85 Greg Hart, 6-5, 245, Jr-Tr

Wide Receiver

- 13 Jeff Badet, 6-0, 180, Jr-2L
6 Blake Bone, 6-5, 213, Jr-2L
19 Kayaune Ross, 6-6, 225, So-JC

Wide Receiver

- 1 Ryan Timmons, 5-10, 198, Sr-3L
31 David Bouvier, 5-9, 171, So-Sq

Wide Receiver

- 9 Garrett Johnson, 5-11, 175, Jr-2L
88 Charles Walker, 5-11, 203, Jr-2L

Wide Receiver

- 80 Tavin Richardson, 6-3, 216, Fr-RS
2 Dorian Baker, 6-3, 208, Jr-2L
8 Jabari Greenwood, 6-3, 195, Fr-RS

Quarterback

- 15 Stephen Johnson, 6-2, 183, Jr-JC
12 Gunnar Hoak, 6-4, 200, Fr-HS
14 Luke Wright, 6-4, 206, So-TR

Running Back

- 18 Stanley "Boom" Williams, 5-9, 196, Jr-2L
3 Jojo Kemp, 5-10, 200, Sr-3L
or 26 Benny Snell Jr., 5-11, 220, Fr-HS

Fullback

- 48 Will Tom Collins, 5-11, 241, Sr-1L
49 Tanner Fink, 6-2, 251, Sr-Sq

SPECIALISTS

Kicker

- 99 Austin MacGinnis, 5-10, 180, Jr-2L
95 Miles Butler, 5-9, 171, So-1L

Punter

- 86 Grant McKinniss, 6-1, 210, Fr-HS
or 93 Bryan Kirshe, 6-0, 150, So-Sq

Long Snapper

- 42 Tristan Yeomans, PS, 6-2, 190, So-JC
53 Blake Best, FG, PAT, 6-1, 246, Fr-RS

Punt Return

- 88 Charles Walker, 5-11, 203, Jr-2L
1 Ryan Timmons, 5-10, 198, Sr-3L

Kickoff Return

- 26 Benny Snell Jr., 5-11, 220, Fr-HS
22 Sihiem King, 5-9, 172, So-1L

Holder

- 42 Tristan Yeomans, 6-2, 190, So-JC
86 Grant McKinniss, 6-1, 210, Fr-HS

DEFENSE

Strongside Linebacker

- 41 Josh Allen, 6-5, 230, So-1L
47 Jordan Bonner, 6-5, 220, So-JC

Defensive Tackle

- 99 Adrian Middleton, 6-3, 303, So-1L
98 Tymere Dubose, 6-5, 320, So-1L

Nose Guard

- 69 Matt Elam, 6-7, 360, Jr-2L
77 Naquez Pringle, 6-3, 320, Jr-JC

Defensive End

- 94 Courtney Miggins, 6-5, 285, Sr-1L
92 Alvon Bell, 6-5, 260, Jr-JC

Defensive End/ Outside Linebacker

- 35 Denzil Ware, 6-2, 255, So-1L
44 De'Niro Laster, 6-4, 241, Jr-Tr

Nickelback

- 24 Blake McClain, 5-11, 200, Sr-3L
5 Kendall Randolph, 6-0, 182, Jr-2L

Middle Linebacker

- 51 Courtney Love, 6-2, 242, Jr-Tr
56 Kash Daniel, 6-1, 241, Fr-HS

Weakside Linebacker

- 34 Jordan Jones, 6-2, 220, So-1L
32 Eli Brown, 6-2, 215, Fr-RS

Cornerback

- 29 Derrick Baity, 6-3, 182, So-1L
3 Jordan Griffin, 6-0, 177, Fr-HS
or 9 Davonte Robinson, 6-2, 187, Fr-HS

Cornerback

- 21 Chris Westry, 6-4, 195, So-1L
11 J.D. Harmon, 6-2, 200, Sr-3L

Strong Safety

- 27 Mike Edwards, 6-0, 200, So-1L
5 Kendall Randolph, 6-0, 182, Jr-2L

Free Safety

- 24 Blake McClain, 5-11, 200, Sr-3L
or 15 Marcus McWilson, 6-0, 210, Sr-3L



2016 Kentucky Football

Kentucky Combined Team Statistics (as of Oct 03, 2016)

All games



Date	Opponent	Score	Att.	Record:	Overall	Home	Away	Neutral
Sep 03, 2016	SOUTHERN MISS	L 35-44	57230	All games	2-3	2-1	0-2	0-0
* Sep 10, 2016	at Florida	L 7-45	85821	Conference	1-2	1-0	0-2	0-0
Sep 17, 2016	NEW MEXICO STATE	W 62-42	49669	Non-Conference	1-1	1-1	0-0	0-0
* Sep 24, 2016	SOUTH CAROLINA	W 17-10	51702					
* Oct 01, 2016	at #1 Alabama	L 6-34	101821					

Rushing	gp-gs	att	gain	loss	net	avg	td	lg	avg/g
S. Williams	5-4	67	498	12	486	7.3	2	63	97.2
Benny Snell	5-0	41	258	11	247	6.0	5	18	49.4
Jojo Kemp	4-1	27	80	5	75	2.8	2	16	18.8
Stephen Johnson	4-2	37	127	87	40	1.1	0	10	10.0
Jeff Badet	5-5	1	25	0	25	25.0	0	25	5.0
Mikel Horton	3-0	3	12	0	12	4.0	0	5	4.0
Total	5	196	1031	172	859	4.4	9	63	171.8
Opponents	5	235	1101	108	993	4.2	10	36	198.6

Passing	gp-gs	effic	comp-att-int	pct	yds	td	lg	avg/g
Stephen Johnson	4-2	149.30	42-66-1	63.6	579	3	72	144.8
Drew Barker	3-3	136.82	18-36-5	50.0	334	4	72	111.3
TM	5-0	0.00	0-1-0	0.0	0	0	0	0.0
Tristan Yeomans	5-0	16.00	1-1-0	100.0	-10	0	0	-2.0
Total	5	142.26	61-104-6	58.7	903	7	72	180.6
Opponents	5	141.99	94-163-6	57.7	1347	11	78	269.4

Receiving	gp-gs	no.	yds	avg	td	lg	avg/g
Garrett Johnson	5-5	17	239	14.1	2	53	47.8
C.J. Conrad	5-3	9	156	17.3	3	72	31.2
Jeff Badet	5-5	8	245	30.6	1	72	49.0
T. Richardson	5-4	6	120	20.0	0	41	24.0
Ryan Timmons	5-2	6	72	12.0	0	18	14.4
S. Williams	5-4	4	26	6.5	0	15	5.2
Greg Hart	5-0	3	22	7.3	0	11	4.4
Sihem King	5-0	3	14	4.7	0	11	2.8
Kayaune Ross	5-0	2	10	5.0	1	9	2.0
Blake Bone	3-0	1	5	5.0	0	5	1.7
Jojo Kemp	4-1	1	4	4.0	0	4	1.0
A. MacGinnis	5-1	1	-10	-10.0	0	0	-2.0
Total	5	61	903	14.8	7	72	180.6
Opponents	5	94	1347	14.3	11	78	269.4

Field Goals	fg	pct.	01-19	20-29	30-39	40-49	50-99	lg	blk
A. MacGinnis	3-4	75.0	0-0	0-0	2-3	1-1	0-0	45	0

Scoring	td	fg	PAT			dxp	saf	pts
			kick	rush	rcv			
Benny Snell	5	-	-	-	-	-	-	30
A. MacGinnis	-	3-4	16-17	-	-	-	-	25
C.J. Conrad	3	-	-	-	-	-	-	18
Garrett Johnson	2	-	-	-	-	-	-	12
S. Williams	2	-	-	-	-	-	-	12
Jojo Kemp	2	-	-	-	-	-	-	12
Jeff Badet	1	-	-	-	-	-	-	6
Kayaune Ross	1	-	-	-	-	-	-	6
Charles Walker	1	-	-	-	-	-	-	6
Total	17	3-4	16-17	-	-	-	-	127
Opponents	22	7-10	22-22	-	-	-	-	175

Score by Quarters	1st	2nd	3rd	4th	OT	Total
Kentucky	38	38	21	30	0	127
Opponents	45	55	59	16	0	175

##	Defensive Leaders	gp-gs	Tackles				tfl/yds	Sacks no-yds	Pass defense			Fumbles		blkd	
			ua	a	tot				int-yds	brup	qbh	rcv-yds	ff	kick	saf
34	Jordan Jones	5-5	37	14	51	4.5-16	1.0-10	.	.	2	5
27	Mike Edwards	5-5	25	18	43	2.0-6	.	.	8
51	Courtney Love	5-5	15	15	30	1.0-5	1.0-5	.	.	.	1
41	Josh Allen	5-3	15	11	26	4.0-20	3.0-19	.	.	.	1	.	1	.	.
1M	Marcus McWilson	5-1	9	16	25	0.5-0
24	Blake McClain	5-4	13	12	25	.	.	2-20	1
35	Denzil Ware	5-5	10	10	20	4.5-36	3.0-34	.	.	.	3
11	J.D. Harmon	5-0	9	8	17	.	.	2-0	1	1	1
Total		5	223	182	405	26-106	10-78	6-30	20	13	1-0	2	.	.	.
Opponents		5	180	150	330	36-170	17-120	6-18	5	12	8-62	10	1	.	.

Team Statistics	UK	OPP
FIRST DOWNS	86	127
Rushing	48	59
Passing	32	61
Penalty	6	7
RUSHING YARDAGE	859	993
Rushing Attempts	196	235
Average Per Rush	4.4	4.2
Average Per Game	171.8	198.6
TDs Rushing	9	10
PASSING YARDAGE	903	1347
Comp-Att-Int	61-104-6	94-163-6
Average Per Pass	8.7	8.3
Average Per Catch	14.8	14.3
Average Per Game	180.6	269.4
TDs Passing	7	11
TOTAL OFFENSE	1762	2340
Average Per Play	5.9	5.9
Average Per Game	352.4	468.0
KICK RETURNS: #-Yards	17-413	16-268
PUNT RETURNS: #-Yards	6-109	6-41
INT RETURNS: #-Yards	6-30	6-18
FUMBLES-LOST	12-8	3-1
PENALTIES-Yards	25-232	27-223
PUNTS-AVG	24-41.0	21-42.1
TIME OF POSSESSION/Game	27:49	32:11
3RD-DOWN Conversions	22/61	42/79
4TH-DOWN Conversions	2/3	2/5

Interceptions	no.	yds	avg	td	lg
Blake McClain	2	20	10.0	0	20
Derrick Baity	2	10	5.0	0	10
J.D. Harmon	2	0	0.0	0	0

Punting	no.	yds	avg	lg	tb	fc	i20	50+	blk
Grant McKinniss	23	961	41.8	61	1	6	3	3	1
TM	1	24	24.0	24	0	0	0	0	0

Punt Returns	no.	yds	avg	td	lg
Charles Walker	6	109	18.2	1	65
Total	6	109	18.2	1	65
Opponents	6	41	6.8	0	17

Kick Returns	no.	yds	avg	td	lg
Sihem King	4	95	23.8	0	27
Benny Snell	4	102	25.5	0	32
Jeff Badet	4	98	24.5	0	31
Jojo Kemp	3	75	25.0	0	32
J.D. Harmon	2	43	21.5	0	27
Total	17	413	24.3	0	32
Opponents	16	268	16.8	0	22



2016 Kentucky Football
Kentucky Game Results (as of Oct 01, 2016)
All games



Date	Opponent	Score	Overall	Conference	Time	Attend
Sep 03, 2016	SOUTHERN MISS	L 35-44	0-1	0-0	3:47	57230
* Sep 10, 2016	at Florida	L 7-45	0-2	0-1	3:23	85821
Sep 17, 2016	NEW MEXICO STATE	W 62-42	1-2	0-1	3:33	49669
* Sep 24, 2016	SOUTH CAROLINA	W 17-10	2-2	1-1	3:15	51702
* Oct 01, 2016	at #1 Alabama	L 6-34	2-3	1-2	3:09	101821



2016 Kentucky Football
 Kentucky Overall Team Statistics (as of Oct 01, 2016)
 All games



Team Statistics	UK	OPP
SCORING	127	175
Points Per Game	25.4	35.0
Points Off Turnovers	21	62
FIRST DOWNS	86	127
Rushing	48	59
Passing	32	61
Penalty	6	7
RUSHING YARDAGE	859	993
Yards gained rushing	1031	1101
Yards lost rushing	172	108
Rushing Attempts	196	235
Average Per Rush	4.4	4.2
Average Per Game	171.8	198.6
TDs Rushing	9	10
PASSING YARDAGE	903	1347
Comp-Att-Int	61-104-6	94-163-6
Average Per Pass	8.7	8.3
Average Per Catch	14.8	14.3
Average Per Game	180.6	269.4
TDs Passing	7	11
TOTAL OFFENSE	1762	2340
Total Plays	300	398
Average Per Play	5.9	5.9
Average Per Game	352.4	468.0
KICK RETURNS: #-Yards	17-413	16-268
PUNT RETURNS: #-Yards	6-109	6-41
INT RETURNS: #-Yards	6-30	6-18
KICK RETURN AVERAGE	24.3	16.8
PUNT RETURN AVERAGE	18.2	6.8
INT RETURN AVERAGE	5.0	3.0
FUMBLES-LOST	12-8	3-1
PENALTIES-Yards	25-232	27-223
Average Per Game	46.4	44.6
PUNTS-Yards	24-985	21-884
Average Per Punt	41.0	42.1
Net punt average	38.5	35.0
KICKOFFS-Yards	25-1580	33-2079
Average Per Kick	63.2	63.0
Net kick average	43.5	39.9
TIME OF POSSESSION/Game	27:49	32:11
3RD-DOWN Conversions	22/61	42/79
3rd-Down Pct	36%	53%
4TH-DOWN Conversions	2/3	2/5
4th-Down Pct	67%	40%
SACKS BY-Yards	10-78	17-120
MISC YARDS	0	0
TOUCHDOWNS SCORED	17	22
FIELD GOALS-ATTEMPTS	3-4	7-10
ON-SIDE KICKS	0-0	0-1
RED-ZONE SCORES	(12-14) 86%	(19-22) 86%
RED-ZONE TOUCHDOWNS	(10-14) 71%	(15-22) 68%
PAT-ATTEMPTS	(16-17) 94%	(22-22) 100%
ATTENDANCE	158601	187642
Games/Avg Per Game	3/52867	2/93821
Neutral Site Games		0/0

Score by Quarters	1st	2nd	3rd	4th	OT	Total
Kentucky	38	38	21	30	0	127
Opponents	45	55	59	16	0	175



2016 Kentucky Football
 Kentucky Overall Individual Statistics (as of Oct 01, 2016)
 All games



Rushing	gp-gs	att	gain	loss	net	avg	td	lg	avg/g
S. Williams	5-4	67	498	12	486	7.3	2	63	97.2
Benny Snell	5-0	41	258	11	247	6.0	5	18	49.4
Jojo Kemp	4-1	27	80	5	75	2.8	2	16	18.8
Stephen Johnson	4-2	37	127	87	40	1.1	0	10	10.0
Jeff Badet	5-5	1	25	0	25	25.0	0	25	5.0
Mikel Horton	3-0	3	12	0	12	4.0	0	5	4.0
Sihem King	5-0	2	0	1	-1	-0.5	0	0	-0.2
TM	5-0	4	0	2	-2	-0.5	0	0	-0.4
Drew Barker	3-3	14	31	54	-23	-1.6	0	14	-7.7
Total	5	196	1031	172	859	4.4	9	63	171.8
Opponents	5	235	1101	108	993	4.2	10	36	198.6

Passing	gp-gs	effic	comp-att-int	pct	yds	td	lg	avg/g
Stephen Johnson	4-2	149.30	42-66-1	63.6	579	3	72	144.8
Drew Barker	3-3	136.82	18-36-5	50.0	334	4	72	111.3
TM	5-0	0.00	0-1-0	0.0	0	0	0	0.0
Tristan Yeomans	5-0	16.00	1-1-0	100.0	-10	0	0	-2.0
Total	5	142.26	61-104-6	58.7	903	7	72	180.6
Opponents	5	141.99	94-163-6	57.7	1347	11	78	269.4

Receiving	gp-gs	no.	yds	avg	td	lg	avg/g
Garrett Johnson	5-5	17	239	14.1	2	53	47.8
C.J. Conrad	5-3	9	156	17.3	3	72	31.2
Jeff Badet	5-5	8	245	30.6	1	72	49.0
T. Richardson	5-4	6	120	20.0	0	41	24.0
Ryan Timmons	5-2	6	72	12.0	0	18	14.4
S. Williams	5-4	4	26	6.5	0	15	5.2
Greg Hart	5-0	3	22	7.3	0	11	4.4
Sihem King	5-0	3	14	4.7	0	11	2.8
Kayaune Ross	5-0	2	10	5.0	1	9	2.0
Blake Bone	3-0	1	5	5.0	0	5	1.7
Jojo Kemp	4-1	1	4	4.0	0	4	1.0
A. MacGinnis	5-1	1	-10	-10.0	0	0	-2.0
Total	5	61	903	14.8	7	72	180.6
Opponents	5	94	1347	14.3	11	78	269.4

Punt Returns	no.	yds	avg	td	lg
Charles Walker	6	109	18.2	1	65
Total	6	109	18.2	1	65
Opponents	6	41	6.8	0	17

Interceptions	no.	yds	avg	td	lg
Derrick Baity	2	10	5.0	0	10
Blake McClain	2	20	10.0	0	20
J.D. Harmon	2	0	0.0	0	0
Total	6	30	5.0	0	20
Opponents	6	18	3.0	0	10

Kick Returns	no.	yds	avg	td	lg
Benny Snell	4	102	25.5	0	32
Sihem King	4	95	23.8	0	27
Jeff Badet	4	98	24.5	0	31
Jojo Kemp	3	75	25.0	0	32
J.D. Harmon	2	43	21.5	0	27
Total	17	413	24.3	0	32
Opponents	16	268	16.8	0	22

Fumble Returns	no.	yds	avg	td	lg
Total	0	0	0.0	0	0
Opponents	2	62	31.0	1	55



2016 Kentucky Football
 Kentucky Overall Individual Statistics (as of Oct 01, 2016)
 All games



Scoring	td	fg	PAT				dpx	saf	pts
			kick	rush	rcv	pass			
Benny Snell	5	-	-	-	-	-	-	-	30
A. MacGinnis	-	3-4	16-17	-	-	-	-	-	25
C.J. Conrad	3	-	-	-	-	-	-	-	18
Garrett Johnson	2	-	-	-	-	-	-	-	12
Jojo Kemp	2	-	-	-	-	-	-	-	12
S. Williams	2	-	-	-	-	-	-	-	12
Kayaune Ross	1	-	-	-	-	-	-	-	6
Charles Walker	1	-	-	-	-	-	-	-	6
Jeff Badet	1	-	-	-	-	-	-	-	6
Total	17	3-4	16-17	-	-	-	-	-	127
Opponents	22	7-10	22-22	-	-	-	-	-	175

Total Offense	g	plays	rush	pass	total	avg/g
Stephen Johnson	4	103	40	579	619	154.8
S. Williams	5	67	486	0	486	97.2
Drew Barker	3	50	-23	334	311	103.7
Benny Snell	5	41	247	0	247	49.4
Jojo Kemp	4	27	75	0	75	18.8
Jeff Badet	5	1	25	0	25	5.0
Mikel Horton	3	3	12	0	12	4.0
Sihiem King	5	2	-1	0	-1	-0.2
TM	5	5	-2	0	-2	-0.4
Tristan Yeomans	5	1	0	-10	-10	-2.0
Total	5	300	859	903	1762	352.4
Opponents	5	398	993	1347	2340	468.0

Field Goals	fg	pct.	01-19	20-29	30-39	40-49	50-99	lg	blk
A. MacGinnis	3-4	75.0	0-0	0-0	2-3	1-1	0-0	45	0

FG Sequence	Kentucky	Opponents
Southern Miss	-	(31),(49),(25)
Florida	34	42,(54),48
New Mexico State	-	-
South Carolina	(30)	(35)
Alabama	(45),(30)	(44),35,(24)

Numbers in (parentheses) indicate field goal was made.

Punting	no.	yds	avg	lg	tb	fc	i20	50+	blk
Grant McKinniss	23	961	41.8	61	1	6	3	3	1
TM	1	24	24.0	24	0	0	0	0	0
Total	24	985	41.0	61	1	6	3	3	1
Opponents	21	884	42.1	58	2	7	6	3	0

Kickoffs	no.	yds	avg	tb	ob	retn	net	ydln
A. MacGinnis	25	1580	63.2	9	0			
Total	25	1580	63.2	9	0	16.8	43.5	21
Opponents	33	2079	63.0	14	2	24.3	39.9	25



2016 Kentucky Football
Kentucky Overall Individual Statistics (as of Oct 01, 2016)
All games



All Purpose	g	rush	rcv	pr	kr	ir	total	avg/g
S. Williams	5	486	26	0	0	0	512	102.4
Jeff Badet	5	25	245	0	98	0	368	73.6
Benny Snell	5	247	0	0	102	0	349	69.8
Garrett Johnson	5	0	239	0	0	0	239	47.8
C.J. Conrad	5	0	156	0	0	0	156	31.2
Jojo Kemp	4	75	4	0	75	0	154	38.5
T. Richardson	5	0	120	0	0	0	120	24.0
Charles Walker	5	0	0	109	0	0	109	21.8
Sihiem King	5	-1	14	0	95	0	108	21.6
Ryan Timmons	5	0	72	0	0	0	72	14.4
J.D. Harmon	5	0	0	0	43	0	43	8.6
Stephen Johnso	4	40	0	0	0	0	40	10.0
Greg Hart	5	0	22	0	0	0	22	4.4
Blake McClain	5	0	0	0	0	20	20	4.0
Mikel Horton	3	12	0	0	0	0	12	4.0
Kayaune Ross	5	0	10	0	0	0	10	2.0
Derrick Baity	5	0	0	0	0	10	10	2.0
Blake Bone	3	0	5	0	0	0	5	1.7
TM	5	-2	0	0	0	0	-2	-0.4
A. MacGinnis	5	0	-10	0	0	0	-10	-2.0
Drew Barker	3	-23	0	0	0	0	-23	-7.7
Total	5	859	903	109	413	30	2314	462.8
Opponents	5	993	1347	41	268	18	2667	533.4



2016 Kentucky Football
Kentucky Overall Defensive Statistics (as of Oct. 3, 2016)
All Games



DEFENSIVE LEADERS	GP-GS	Tackles				Sacks No-Yards	Pass Defense			Fumbles		Blkd		
		Solo	Ast	Total	TFL/Yds		Int-Yds	BrUp	QBH	Rcv-Yds	FF	Kick	Saf	
34	Jordan Jones	5-5	37	14	51	4.5-16	1.0-10	.	2	5
27	Mike Edwards	5-5	25	18	43	2.0-6	.	.	8
51	Courtney Love	5-5	15	15	30	1.0-5	1.0-5	.	.	1
41	Josh Allen	5-3	15	11	26	4.0-20	3.0-19	.	.	1	.	1	.	.
24	Blake McClain	5-4	13	12	25	.	.	2-20	1
15	Marcus McWilson	5-1	9	16	25	0.5-0
35	Denzil Ware	5-5	10	10	20	4.5-36	3.0-34	.	.	3
94	C. Miggins	5-5	7	10	17	3.0-5	.	.	3	.	.	1	.	.
11	J.D. Harmon	5-0	9	8	17	.	.	2-0	1	1
92	Alvonte Bell	4-2	8	8	16	0.5-1	0.5-1	.	.	1
29	Derrick Baity	5-5	16	.	16	.	.	2-10	3	1
21	Chris Westry	5-5	11	4	15	0.5-1	.	.	2
77	Naquez Pringle	4-0	6	9	15	1.5-2	0.5-1
44	DeNiro Laster	5-0	7	7	14	2.0-9	1.0-8	.	.	.	1-0	.	.	.
32	Eli Brown	5-0	8	4	12
99	A. Middleton	5-3	6	5	11	0.5-1
8	Kobie Walker	3-2	2	8	10	0.5-1
5	K. Randolph	5-0	5	4	9	1.0-3
90	T.J. Carter	3-0	2	2	4
69	Matt Elam	5-5	1	3	4
98	Tymere Dubose	4-0	3	1	4
22	Sihem King	5-0	1	2	3
56	Kash Daniel	5-0	2	1	3
40	Nico Frios	5-0	.	2	2
16	Marcus Walker	2-0	1	1	2
18	S. Williams	5-4	.	1	1
45	J. Bannerman	1-0	.	1	1
84	Charles Moushey	1-0	.	1	1
68	Nick Haynes	5-5	.	1	1
87	C.J. Conrad	5-3	1	.	1
42	Tristan Yeomans	5-0	.	1	1
80	T. Richardson	5-4	.	1	1
26	Benny Snell	5-0	.	1	1
47	Jordan Bonner	4-0	1	.	1
9	Garrett Johnson	5-5	1	.	1
3	Jordan Griffin	2-0	1	.	1
Total.....		5-0	223	182	405	26-106	10-78	6-30	20	13	1-0	2	.	.
Opponents.....		5-0	180	150	330	36.0-170	17-120	6-18	5	12	8-62	10	1	.



2016 Kentucky Football
 Kentucky Team Game-by-Game (as of Oct 01, 2016)
 All games



TEAM STATISTICS

Date	Opponent	Rushing				Receiving				Passing				Kick Returns				Punt Returns				tot off
		no.	yds	td	lg	no.	yds	td	lg	cmp-att-int	yds	td	lg	no.	yds	td	lg	no.	yds	td	lg	
Sep 03	SOUTHERN MISS	25	96	1	36	16	313	4	72	16-25-1	313	4	72	8	188	0	32	0	0	0	0	409
Sep 10	at Florida	34	94	1	25	3	55	0	45	3-14-3	55	0	45	2	48	0	25	0	0	0	0	149
Sep 17	NEW MEXICO STATE	51	381	5	63	18	311	3	72	18-24-1	311	3	72	3	66	0	28	5	101	1	65	692
Sep 24	SOUTH CAROLINA	50	216	2	43	11	135	0	28	11-19-1	135	0	28	1	32	0	32	1	8	0	8	351
Oct 01	at Alabama	36	72	0	17	13	89	0	16	13-22-0	89	0	16	3	79	0	31	0	0	0	0	161
Opponents		196	859	9	63	61	903	7	72	61-104-6	903	7	72	17	413	0	32	6	109	1	65	1762
		235	993	10	36	94	1347	11	78	94-163-6	1347	11	78	16	268	0	22	6	41	0	17	2340

Games: 5 • Avg/rush: 4.4 • Avg/catch: 14.8 • Pass effic: 142.26 • KR avg: 24.3 • PR avg: 18.2 • All purpose avg/game: 462.8 • Total offense avg/gm: 352.4

Date	Opponent	Tackles				Sacks no-yds	Fumble		Pass Defense			blkd kick	PAT Attempts			off		
		ua	a	total	tfl-yds		ff	fr-yds	int-yds	qbh	brup		kick	rush	rcv	saf	t/o	pts
Sep 03	SOUTHERN MISS	54	60	114	9.0-41	3.0-31	2	0-0	3-0	2	4	0	5-5	0	0	0	14	35
Sep 10	at Florida	40	44	84	3.0-3	0.0-0	0	0-0	1-10	2	3	0	1-1	0	0	0	0	7
Sep 17	NEW MEXICO STATE	42	32	74	4.0-13	1.0-4	0	0-0	2-20	2	7	0	8-9	0	0	0	7	62
Sep 24	SOUTH CAROLINA	38	26	64	6.0-34	4.0-30	0	0-0	0-0	2	4	0	2-2	0	0	0	0	17
Oct 01	at Alabama	49	20	69	4.0-15	2.0-13	0	1-0	0-0	5	2	0	0-0	0	0	0	0	6
Opponents		223	182	405	26.0-106	10.0-78	2	1-0	6-30	13	20	0	16-17	0	0	0	21	127
		180	150	330	36.0-170	17.0-120	10	8-62	6-18	12	5	1	22-22	0	0	0	62	175

Date	Opponent	Punting							Field Goals			Kickoffs						
		no.	yds	avg	long	blkd	tb	fc	50+	i20	md-att	long	blkd	no.	yds	avg	tb	ob
Sep 03	SOUTHERN MISS	5	171	34.2	45	1	0	2	0	2	0-0	0	0	6	367	61.2	0	0
Sep 10	at Florida	5	217	43.4	53	0	0	0	1	1	0-1	0	0	2	123	61.5	0	0
Sep 17	NEW MEXICO STATE	3	125	41.7	48	0	1	1	0	0	0-0	0	0	10	647	64.7	6	0
Sep 24	SOUTH CAROLINA	5	204	40.8	53	0	0	1	1	0	1-1	30	0	4	255	63.8	2	0
Oct 01	at Alabama	6	268	44.7	61	0	0	2	1	0	2-2	45	0	3	188	62.7	1	0
Opponents		24	985	41.0	61	1	1	6	3	3	3-4	45	0	25	1580	63.2	9	0
		21	884	42.1	58	0	2	7	3	6	7-10	54	0	33	2079	63.0	14	2



2016 Kentucky Football
 Kentucky Opponent Game-by-Game (as of Oct 01, 2016)
 All games



OPPONENT STATISTICS

Date	Opponent	Rushing				Receiving				Passing				Kick Returns				Punt Returns				tot off
		no.	yds	td	lg	no.	yds	td	lg	cmp-att-int	yds	td	lg	no.	yds	td	lg	no.	yds	td	lg	
Sep 03	SOUTHERN MISS	68	262	3	14	18	258	2	71	18-28-3	258	2	71	6	96	0	17	0	0	0	0	520
Sep 10	at Florida	50	244	2	36	19	320	4	78	19-33-1	320	4	78	2	32	0	21	3	4	0	3	564
Sep 17	NEW MEXICO STATE	45	223	3	16	17	277	3	55	17-34-2	277	3	55	4	69	0	19	0	0	0	0	500
Sep 24	SOUTH CAROLINA	35	91	1	12	15	177	0	30	15-30-0	177	0	30	2	38	0	21	1	5	0	5	268
Oct 01	at Alabama	37	173	1	28	25	315	2	46	25-38-0	315	2	46	2	33	0	22	2	32	0	17	488
Kentucky		235	993	10	36	94	1347	11	78	94-163-6	1347	11	78	16	268	0	22	6	41	0	17	2340
Kentucky		196	859	9	63	61	903	7	72	61-104-6	903	7	72	17	413	0	32	6	109	1	65	1762

Games: 5 • Avg/rush: 4.2 • Avg/catch: 14.3 • Pass effic: 141.99 • KR avg: 16.8 • PR avg: 6.8 • All purpose avg/game: 533.4 • Total offense avg/gm: 468.0

Date	Opponent	Tackles				Sacks no-yds	Fumble		Pass Defense			blkd kick	PAT Attempts			off			
		ua	a	total	tfl-yds		ff	fr-yds	int-yds	qbh	brup		kick	rush	rcv	saf	t/o	pts	
Sep 03	SOUTHERN MISS	37	12	49	9.0-45	4.0-29	2	2-7	1-0	3	2	1	5-5	0	0	0	0	10	44
Sep 10	at Florida	29	20	49	8.0-34	5.0-26	1	1-0	3-8	1	0	0	6-6	0	0	0	0	28	45
Sep 17	NEW MEXICO STATE	35	56	91	4.0-8	0.0-0	2	2-0	1-10	1	1	0	6-6	0	0	0	0	14	42
Sep 24	SOUTH CAROLINA	39	38	77	6.0-42	4.0-37	2	1-0	1-0	1	1	0	1-1	0	0	0	0	0	10
Oct 01	at Alabama	40	24	64	9.0-41	4.0-28	3	2-55	0-0	6	1	0	4-4	0	0	0	0	10	34
Kentucky		180	150	330	36.0-170	17.0-120	10	8-62	6-18	12	5	1	22-22	0	0	0	0	62	175
Kentucky		223	182	405	26.0-106	10.0-78	2	1-0	6-30	13	20	0	16-17	0	0	0	0	21	127

Date	Opponent	Punting							Field Goals			Kickoffs						
		no.	yds	avg	long	blkd	tb	fc	50+	i20	md-att	long	blkd	no.	yds	avg	tb	ob
Sep 03	SOUTHERN MISS	3	136	45.3	48	0	0	2	0	0	3-3	49	0	8	464	58.0	0	0
Sep 10	at Florida	1	54	54.0	54	0	1	0	1	0	1-3	54	0	8	524	65.5	5	1
Sep 17	NEW MEXICO STATE	8	337	42.1	55	0	0	1	1	1	0-0	0	0	7	448	64.0	4	0
Sep 24	SOUTH CAROLINA	8	299	37.4	44	0	0	4	0	5	1-1	35	0	3	194	64.7	1	1
Oct 01	at Alabama	1	58	58.0	58	0	1	0	1	0	2-3	44	0	7	449	64.1	4	0
Kentucky		21	884	42.1	58	0	2	7	3	6	7-10	54	0	33	2079	63.0	14	2
Kentucky		24	985	41.0	61	1	1	6	3	3	3-4	45	0	25	1580	63.2	9	0



2016 Kentucky Football
Kentucky Game Superlatives (as of Oct 01, 2016)
All games



INDIVIDUAL GAME HIGHS

Rushes	18	S. Williams vs New Mexico State (Sep 17, 2016)
Yards Rushing	181	S. Williams vs New Mexico State (Sep 17, 2016)
TD Rushes	4	Benny Snell vs New Mexico State (Sep 17, 2016)
Long Rush	63	S. Williams vs New Mexico State (Sep 17, 2016)
Pass attempts	24	Drew Barker vs Southern Miss (Sep 03, 2016)
Pass completions	17	Stephen Johnson vs New Mexico State (Sep 17, 2016)
Yards Passing	323	Drew Barker vs Southern Miss (Sep 03, 2016)
TD Passes	4	Drew Barker vs Southern Miss (Sep 03, 2016)
Long Pass	72	Drew Barker vs Southern Miss (Sep 03, 2016)
	72	Stephen Johnson vs New Mexico State (Sep 17, 2016)
Receptions	6	Garrett Johnson vs Southern Miss (Sep 03, 2016)
Yards Receiving	143	Garrett Johnson vs Southern Miss (Sep 03, 2016)
TD Receptions	3	C.J. Conrad vs New Mexico State (Sep 17, 2016)
Long Reception	72	Jeff Badet vs Southern Miss (Sep 03, 2016)
	72	C.J. Conrad vs New Mexico State (Sep 17, 2016)
Field Goals	2	A. MacGinnis at Alabama (Oct 01, 2016)
Long Field Goal	45	A. MacGinnis at Alabama (Oct 01, 2016)
Punts	6	Grant McKinniss at Alabama (Oct 01, 2016)
Punting Avg	44.7	Grant McKinniss at Alabama (Oct 01, 2016)
Long Punt	61	Grant McKinniss at Alabama (Oct 01, 2016)
Punts inside 20	2	Grant McKinniss vs Southern Miss (Sep 03, 2016)
Long Punt Return	65	Charles Walker vs New Mexico State (Sep 17, 2016)
Long Kickoff Return	32	Jojo Kemp vs Southern Miss (Sep 03, 2016)
	32	Benny Snell vs South Carolina (Sep 24, 2016)
Tackles	19	Jordan Jones vs Southern Miss (Sep 03, 2016)
Sacks	2.0	Denzil Ware vs South Carolina (Sep 24, 2016)
Tackles For Loss	2.0	Jordan Jones vs Southern Miss (Sep 03, 2016)
	2.0	Denzil Ware vs Southern Miss (Sep 03, 2016)
	2.0	C. Miggins vs Southern Miss (Sep 03, 2016)
	2.0	Denzil Ware vs South Carolina (Sep 24, 2016)
Interceptions	2	J.D. Harmon vs Southern Miss (Sep 03, 2016)



2016 Kentucky Football
Kentucky Game Superlatives (as of Oct 01, 2016)
All games



TEAM GAME HIGHS

Rushes	51	vs New Mexico State (Sep 17, 2016)
Yards Rushing	381	vs New Mexico State (Sep 17, 2016)
Yards Per Rush	7.5	vs New Mexico State (Sep 17, 2016)
TD Rushes	5	vs New Mexico State (Sep 17, 2016)
Pass attempts	25	vs Southern Miss (Sep 03, 2016)
Pass completions	18	vs New Mexico State (Sep 17, 2016)
Yards Passing	313	vs Southern Miss (Sep 03, 2016)
Yards Per Pass	13.0	vs New Mexico State (Sep 17, 2016)
TD Passes	4	vs Southern Miss (Sep 03, 2016)
Total Plays	75	vs New Mexico State (Sep 17, 2016)
Total Offense	692	vs New Mexico State (Sep 17, 2016)
Yards Per Play	9.2	vs New Mexico State (Sep 17, 2016)
Points	62	vs New Mexico State (Sep 17, 2016)
Sacks By	4	vs South Carolina (Sep 24, 2016)
First Downs	28	vs New Mexico State (Sep 17, 2016)
Penalties	11	vs New Mexico State (Sep 17, 2016)
Penalty Yards	87	vs New Mexico State (Sep 17, 2016)
Turnovers	4	at Florida (Sep 10, 2016)
Interceptions By	3	vs Southern Miss (Sep 03, 2016)
Punts	6	at Alabama (Oct 01, 2016)
Punting Avg	44.7	at Alabama (Oct 01, 2016)
Long Punt	61	at Alabama (Oct 01, 2016)
Punts inside 20	2	vs Southern Miss (Sep 03, 2016)
Long Punt Return	65	vs New Mexico State (Sep 17, 2016)



2016 Kentucky Football
 Kentucky Game Superlatives (as of Oct 01, 2016)
 All games



OPPONENT INDIVIDUAL GAME HIGHS

Rushes	36	SMITH, Ito, vs Southern Miss (Sep 03, 2016)
Yards Rushing	173	SMITH, Ito, vs Southern Miss (Sep 03, 2016)
TD Rushes	2	MULLENS, Nick, vs Southern Miss (Sep 03, 2016)
	2	Rogers,Tyler, vs New Mexico State (Sep 17, 2016)
Long Rush	36	Perine,L., at Florida (Sep 10, 2016)
Pass attempts	33	Rogers,Tyler, vs New Mexico State (Sep 17, 2016)
	33	Jalen Hurts, at Alabama (Oct 01, 2016)
Pass completions	20	Jalen Hurts, at Alabama (Oct 01, 2016)
Yards Passing	320	Del Rio,L., at Florida (Sep 10, 2016)
TD Passes	4	Del Rio,L., at Florida (Sep 10, 2016)
Long Pass	78	Del Rio,L., at Florida (Sep 10, 2016)
Receptions	11	Calvin Ridley, at Alabama (Oct 01, 2016)
Yards Receiving	174	Calvin Ridley, at Alabama (Oct 01, 2016)
TD Receptions	2	Boone,Johnathan, vs New Mexico State (Sep 17, 2016)
	2	Calvin Ridley, at Alabama (Oct 01, 2016)
Long Reception	78	Callaway,A., at Florida (Sep 10, 2016)
Field Goals	3	SHAUNFIELD, P., vs Southern Miss (Sep 03, 2016)
Long Field Goal	54	Pineiro,E., at Florida (Sep 10, 2016)
Punts	8	Theisler,Peyton, vs New Mexico State (Sep 17, 2016)
	8	Sean Kelly, vs South Carolina (Sep 24, 2016)
Punting Avg	58.0	JK Scott, at Alabama (Oct 01, 2016)
Long Punt	58	JK Scott, at Alabama (Oct 01, 2016)
Punts inside 20	5	Sean Kelly, vs South Carolina (Sep 24, 2016)
Long Punt Return	17	Eddie Jackson, at Alabama (Oct 01, 2016)
Long Kickoff Return	22	Xavian Marks, at Alabama (Oct 01, 2016)
Tackles	12	Butler,Rodney, vs New Mexico State (Sep 17, 2016)
Sacks	3.0	Darius English, vs South Carolina (Sep 24, 2016)
Tackles For Loss	3.0	Darius English, vs South Carolina (Sep 24, 2016)
	3.0	Tim Williams, at Alabama (Oct 01, 2016)
Interceptions	1	COLLINS, Trae, vs Southern Miss (Sep 03, 2016)
	1	Wilson,Q., at Florida (Sep 10, 2016)
	1	Maye,M., at Florida (Sep 10, 2016)
	1	Tabor,J., at Florida (Sep 10, 2016)
	1	Wright,Jaden, vs New Mexico State (Sep 17, 2016)
	1	D.J. Smith, vs South Carolina (Sep 24, 2016)



2016 Kentucky Football
Kentucky Game Superlatives (as of Oct 01, 2016)
All games



OPPONENT TEAM GAME HIGHS

Rushes	68	vs Southern Miss (Sep 03, 2016)
Yards Rushing	262	vs Southern Miss (Sep 03, 2016)
Yards Per Rush	5.0	vs New Mexico State (Sep 17, 2016)
TD Rushes	3	vs Southern Miss (Sep 03, 2016)
	3	vs New Mexico State (Sep 17, 2016)
Pass attempts	38	at Alabama (Oct 01, 2016)
Pass completions	25	at Alabama (Oct 01, 2016)
Yards Passing	320	at Florida (Sep 10, 2016)
Yards Per Pass	9.7	at Florida (Sep 10, 2016)
TD Passes	4	at Florida (Sep 10, 2016)
Total Plays	96	vs Southern Miss (Sep 03, 2016)
Total Offense	564	at Florida (Sep 10, 2016)
Yards Per Play	6.8	at Florida (Sep 10, 2016)
Points	45	at Florida (Sep 10, 2016)
Sacks By	5	at Florida (Sep 10, 2016)
First Downs	32	vs Southern Miss (Sep 03, 2016)
Penalties	7	vs Southern Miss (Sep 03, 2016)
Penalty Yards	75	at Florida (Sep 10, 2016)
Turnovers	3	vs Southern Miss (Sep 03, 2016)
Interceptions By	3	at Florida (Sep 10, 2016)
Punts	8	vs New Mexico State (Sep 17, 2016)
	8	vs South Carolina (Sep 24, 2016)
Punting Avg	58.0	at Alabama (Oct 01, 2016)
Long Punt	58	at Alabama (Oct 01, 2016)
Punts inside 20	5	vs South Carolina (Sep 24, 2016)
Long Punt Return	17	at Alabama (Oct 01, 2016)