



KENTUCKY

2016 FOOTBALL GAME NOTES

GAME 12



VS.



THE LOUISVILLE GAME

KENTUCKY (6-5, 4-4 SEC)

9/3	vs. Southern Miss [ESPNU]	L, 35-44
9/10	at Florida* [CBS]	L, 7-45
9/17	vs. New Mexico St. [SECNA]	W, 62-42
9/24	vs. South Carolina* [SECN]	W, 17-10
10/1	at Alabama* [ESPN]	L, 6-34
10/8	vs. Vanderbilt* [SECN]	W, 20-13
10/22	vs. Mississippi State* [SECN]	W, 40-38
10/29	at Missouri* [SECN]	W, 35-21
11/5	vs. Georgia* [SECN]	L, 24-27
11/12	at Tennessee* [SECN]	L, 36-49
11/19	vs. Austin Peay [SECN]	W, 49-13
11/26	at Louisville [ESPN]	Noon
All times ET; * SEC game		

LOUISVILLE (9-2, 7-1 ACC)

9/1	vs. Charlotte	W, 70-14
9/9	at Syracuse*	W, 62-28
9/17	vs. Florida State*	W, 63-20
9/24	at Marshall	W, 59-28
10/1	at Clemson*	L, 36-42
10/14	vs. Duke*	W, 24-14
10/22	vs. North Carolina State*	W, 54-13
10/29	at Virginia*	W, 32-25
11/5	at Boston College*	W, 52-7
11/12	vs. Wake Forest*	W, 44-12
11/17	at Houston	L, 10-36
11/26	vs. Kentucky	Noon
All times ET; * ACC game		

ABOUT THE GAME

TV • ESPN

Play-by-Play	Mike Patrick
Analyst	Ed Cunningham
Reporter	Dr. Jerry Punch

RADIO • UK SPORTS NETWORK

Play-by-Play	Tom Leach
Analyst	Jeff Piecoro
Sideline	Dick Gabriel

SATELLITE RADIO

Channel 81 - XM Channel 81 - Sirius

INTERNET RADIO • www.UKathletics.com

Live Audio - free; Live Stats

TICKETS • ukathletics.com

HASHTAG • #UKvsLOU

SATURDAY, NOV. 26 • NOON EDT • ESPN
LOUISVILLE, KY. • PAPA JOHN'S CARDINAL STADIUM (61,000)

WILDCATS LOOK TO CLOSE REGULAR SEASON IN STYLE

Kentucky will travel to in-state rival Louisville with a chance to cap its most successful regular season since 2010 in style with its first win on the road over a ranked team since 2002, also against Louisville.

The Wildcats became bowl eligible with a 49-13 victory over Austin Peay last Saturday and travel to Louisville looking to improve their potential bowl destination. A win over the Cardinals would also end a five-game losing streak in the Governor's Cup rivalry.

Offensively, the Wildcats continue to run the football effectively and now rank 17th nationally in rushing yards per game with 242.4 per contest. UK is averaging 275.1 rushing yards over its past nine games, during which it is 6-3. Running backs Boom Williams and Benny Snell Jr. are the first pair of single-season 1,000-yard rushers in school history.

GAME CENTER - #UKvsLOU

KENTUCKY WILDCATS		LOUISVILLE CARDINALS	
Record:	6-5, 4-4 SEC	Record:	9-2, 7-1 ACC
Ranking:	Not ranked	Ranking:	No. 11 AP/No. 11 Coaches
Coach:	Mark Stoops (Iowa, '89)	Coach:	Bobby Petrino (Carroll College, '83)
Record:	18-29 (Fourth season)	Record:	109-41 (12th season)
at UK:	18-29 (Fourth season)	at UL:	67-20 (7th season)
vs. UL:	0-3	vs. UK:	6-0
Last Game:	W, 49-13 vs. Austin Peay (11/19)	Last Game:	L, 10-36, at Houston (11/17)
Series:	Series tied 14-14		
In Louisville:	Kentucky leads 6-5	Last Meeting:	Louisville won 38-24 in Lexington, 11/28/15

QUICK NOTES

- Kentucky is bowl-eligible for the first time since the 2010 season.
- UK has 2,666 rushing yards this season, the most since 1976 (2,960).
- Kentucky is currently 17th nationally and third in the SEC in rushing offense (242.4 yards per game).
- During the past six games the Cats have averaged 301.2 rushing yards per game with five of the six outings generating at least 258 rushing yards. The Cats' lowest total was 186 vs. Georgia.
- In the past nine games the Cats have churned out 275.1 rushing yards per game with seven of those performances totaling at least 216 yards on the ground.
- Against Tennessee on Nov. 12 the Wildcats rushed for 443 yards, second-most in a single game in school history. The school record is 446 rushing yards vs. Tennessee Tech in 1951.
- With his two scores against Georgia, Benny Snell Jr. broke the school record for most total touchdowns by a freshman with 10. Randall Cobb held the previous record with nine in 2008. Snell has the most rushing touchdowns in a single season (12) since Artose Pinner had 13 in 2002.
- Snell's 192 yards rushing against Mizzou set the school record for most rushing yards by a freshman in a single game. The previous high was Derick Logan's 186 yards against Mississippi State on Nov. 9, 1996.
- Snell's 1,006 rushing yards this season is a school record for a freshman in a single season. Moe Williams had 928 rushing yards as a freshman in 1993.
- Junior running back Stanley "Boom" Williams has continued to show his brilliance as a rusher this season. Williams ranks seventh nationally and his second in the SEC in yards per carry (7.3) and 32nd nationally and second in the SEC in 97.5 rushing yards per game.
- Boom now has 2,413 career rushing yards, seventh on Kentucky's career rushing list.
- Snell and Williams have five and four 100-yard rushing games, respectively, so far this season. This is the first time in school history that UK has had two players with four 100-yard games in the same season.
- Against Austin Peay, the pair set the school record for most rushing yards by a pair of rushers in a single season, breaking the previous mark of 1,879 set by Sonny Collins and Mike Fanuzzi in 1974. They have combined for 2,078 rushing yards this season.

Monday - 21	Tuesday - 22	Wednesday - 23	Thursday - 24	Friday - 25	Saturday - 26	Sunday - 27
Weekly news conference/luncheon. Lunch 11:15 a.m.; Stoops at Noon	Interview request deadline 5:45 p.m. offensive players/ coaches	Interview request deadline 5:30, Stoops, defensive players/ coaches Stoops on SEC Teleconference - 12:40 p.m. ET	No availability Happy Thanksgiving	No availability	UK at Louisville Lexington, Ky. Papa John's Cardinal Stadium Noon ET ESPN	No availability

QUICK FACTS

Location: Lexington, Ky.
Founded: 1865
Enrollment: 30,000
Nickname: Wildcats
Colors: Blue (PMS 286) and White
Conference: Southeastern (Eastern Division)
Stadium: Commonwealth Stadium (61,000)
President: Dr. Eli Capilouto
Athletics Director: Mitch Barnhart
Faculty Representative: Joseph L. Fink III

COACHING STAFF

Assistant Coaches:

Jimmy Brumbaugh, defensive line
Steve Clinkscale, defensive backs
D.J. Eliot, defensive coordinator,
outside linebackers
Eddie Gran, assistant head coach offense/RBs
Darin Hinshaw, co-offensive coordinator/QBs
Matt House, inside linebackers/
special teams coord.
Vince Marrow, tight ends, recruiting coord.
John Schlarman, offensive line
Lamar Thomas, wide receivers

Graduate Assistant Coaches:

Jonathan Cooley, graduate assistant/defense
Michael Colosimo, graduate assistant/offense
Mark Pelini, graduate assistant/offense
Dillon Sanders, graduate assistant/defense

Quality Control:

Brian Landis, quality control
Tommy Mangino, quality control
Louie Matsakis, quality control

MEDIA RELATIONS STAFF DIRECTORY

Assistant AD/Media Relations/Mark Stoops contact

Tony Neely - 859-257-3838
tneely@uky.edu

Associate Media Relations Director/

Football Contact /Players/Assistant Coaches
Susan Lax - 859-608-5019 (cell)
slax0@uky.edu

Assistant Media Relations Director/

Secondary Football Contact
Matt May - 859-257-8504
matt.may@uky.edu

Senior Assistant Media Relations Director

Credentials and Press Box Coordinator
Evan Crane - 859-257-8431
wesley.crane@uky.edu

Assoc. Media Relations Director

Eric Lindsey - 859-257-8429
eric.lindsey@uky.edu

Senior Assistant Media Relations Director

Deb Moore - 859-257-8506
deb.moore@email.uky.edu

Assistant Media Relations Director

Jake Most - 859-257-3838
jake.most@email.uky.edu

Assistant Media Relations Director

Chris Shoals - 859-257-3652
christopher.shoals@email.uky.edu

Office Coordinator

Stephanie Guy - 859-257-3838
stephanie.guy@uky.edu

MEDIA INFORMATION

UK WEBSITE -- UKATHLETICS.COM

Visit the official University of Kentucky Athletics web site at UKathletics.com. The official Southeastern Conference web site is secsports.com.

UK MEDIA CONFERENCE

Every Monday - excluding bye weeks - head coach Mark Stoops will host a news conference/luncheon in the CWS Media Room inside Gate 1. Lunch will be served at 11:15 a.m. in the recruiting room by Gate 14 with Coach Stoops talking at Noon in the media room. The news conference is streamed live on UKAthletics.com and a written transcript will be emailed on Monday afternoon.

Kentucky game notes and an updated depth chart will released at approximately 11 a.m. ET on Monday.

UK NEWS CONFERENCE VIDEO

The Mark Stoops news conferences held on Mondays during the season will be available to the media for video download through XOS Video. E-mail Susan Lax for access information.

THE MARK STOOPS CALL-IN SHOW

The Mark Stoops Call-In Show with live stream presented by Paul Miller Ford airs Monday nights at 6 p.m. ET with host Tom Leach, UK football and men's basketball play-by-play man. The show is broadcast in Lexington on WLAP-630, online at UKAthletics.com and the UK Radio Network affiliates.

SEC HEAD COACHES' TELECONFERENCE

The SEC head coaches' teleconference is on Wednesdays from 11 a.m. to 1 p.m. ET. Coach Mark Stoops' time slot is 12:40 p.m. ET. The call-in number is 877-381-5694. A passcode will be issued each week by the SEC office.

INTERVIEWS WITH STUDENT-ATHLETES/ASSISTANT COACHES

Interviews will be conducted at the new Football Training Center or by telephone at the conclusion of each practice on Tuesdays (offense) and Wednesdays (defense/special teams). Contact Susan Lax for assistance.

UK ATHLETICS' FOOTBALL GAMEDAY SITE

UKAthletics.com features an interactive, informative Football Gameday site designed to answer questions for fans that plan on attending the 2016 home games.

The site is broken down into eight categories: Shuttle Info, Directions and Traffic, Parking, Maps, RV Information, Commonwealth Stadium A-Z, About Lexington and Traditions. Should you have additional questions or concerns regarding your Gameday experience, please submit an email to UKGameday@uky.edu.

CREDENTIAL REQUESTS

Credentials for away games should be requested through the home team media relations director.

FOLLOW KENTUCKY FOOTBALL ON SOCIAL MEDIA



@UKFootball

@UKCoachStoops

@UKStoopsTroops

@CoachMHouse

@CoachEliot

@LamarCoachT

@CoachBrumbaugh

@CoachHinshaw

@vincemarrow

@CoachSchlarman

@CoachGran

@coachclink



Kentucky Football

Kentucky Wildcats



UKFootball

UKStoopsTroops

GAME NOTES VS. LOUISVILLE | SATURDAY, NOV. 26

- Benny (1,006) and Boom (1,072) are the first pair of 1,000-yard rushers in a single season in school history.
- Benny and Boom have a combined 18 rushing touchdowns this season, most by a duo since Moe Williams and Billy Jack Haskins had 21 in 1995.
- UK has produced big plays this season, with 14 touchdown plays of at least 40 yards (6 rush, 8 pass).
- Sophomore linebacker Jordan Jones has been a menace to opposing offenses, registering 90 tackles to rank third among all SEC defenders with 8.2/game. He also leads the SEC in solo tackles (62). Sophomore safety Mike Edwards ranks sixth in the SEC in tackles per game with 7.9.
- By virtue of winning each of their first three SEC home games, the Cats accomplished something they had not done since 1990.
- For first time in school history UK has three 1,000-yard career rushers (Boom Williams, Benny Snell Jr., and Jojo Kemp) and three 1,000-yard career receivers on same team (Garrett Johnson, Jeff Badet and Ryan Timmons).

CATS VS. THE CARDINALS

- The all-time series is tied at 14, with Louisville winning the past five meetings.
- Kentucky leads the series 6-5 in games played in Louisville. The Cats' last win there was a 23-16 win in 2010.
- UK led last season's game 24-7 at halftime but Louisville turned the tables in the second half en route to a 38-24 victory.
- The modern version of the Governor's Cup rivalry began in 1994 after a 70-year hiatus and has been played each of the past 22 seasons.

SCOUTING LOUISVILLE

- Louisville is 9-2 overall and 7-1 in the Atlantic Coast Conference.
- Sophomore quarterback Lamar Jackson is the frontrunner for the Heisman Trophy, having accounted for 3,109 yards and 28 touchdowns passing and 1,367 yards and 19 touchdowns rushing.
- Jackson ranks in the Top 20 nationally in 14 individual statistical categories, including total offense per game (2nd, 406.9 yards), passing (19th, 282.6) and rushing (8th, 124.3).
- Statistically speaking, Louisville has the best offense in the nation. The Cardinals lead the nation in total offense (558.5) and scoring (46.0) per game. They also rank eighth in passing yards per completion (15.06), 12th in rushing (254.6) and 15th in passing (303.9).
- The Cardinals' defense is also one of the nation's top units, ranking seventh in total defense at 292.2 yards per game. It also ranks sixth in rushing defense (99.2 yards per game) and 24th in scoring defense (21.7).

KENTUCKY-LOUISVILLE CONNECTIONS

- Kentucky has seven players from the city of Louisville on its roster: DB Antonio Hassell, QB Davis Mattingly, DB Terrell Scruggs, LB Spencer Foy, FB/TE Tanner Fink, WR Charles Walker, DL Kevin Kirby.
- Louisville has three players from the city of Lexington: QB Kyle Bolin, LS Ryan Betlach and OL Tobijah Hughley.
- UK wide receivers coach Lamar Thomas is in his first year with the Cats after spending 2014-15 on Louisville's coaching staff.

COMPARISON STATS

KENTUCKY	LOUISVILLE
6-5	9-2
4-4	7-1
30.1	46.0
414.4	558.5
242.4	254.6
172.0	303.9
22.6	21.2
8.4	9.5
39.4	42.3
29:49	29:18
.373	.433
.818	.692
30.5	21.7
428.5	292.2
220.0	99.2
208.5	193.0

SEC STANDINGS

EASTERN DIVISION

Team	SEC	Pct.	All	Pct.
Florida	6-2	.750	8-2	.800
Tennessee	4-3	.571	8-3	.727
Georgia	4-4	.500	7-4	.636
Kentucky	4-4	.500	6-5	.545
South Carolina	3-5	.375	6-5	.545
Vanderbilt	2-5	.286	5-6	.456
Missouri	1-6	.143	3-8	.278

WESTERN DIVISION

Team	SEC	Pct.	All	Pct.
Alabama	7-0	1.000	11-0	1.000
Auburn	5-2	.714	8-3	.727
Texas A&M	4-3	.571	8-3	.727
LSU	4-3	.571	6-4	.600
Arkansas	3-4	.429	7-4	.636
Ole Miss	2-5	.286	5-6	.456
Mississippi State	2-5	.286	4-7	.364



THIS WEEKEND IN THE SEC ...

Thursday, Nov. 24

LSU at Texas A&M - 7:30 p.m. - ESPN

Friday, Nov. 25

Arkansas at Missouri - 2:30 p.m. - CBS

Saturday, Nov. 26

Kentucky at Louisville - Noon - ESPN

Georgia Tech at Georgia - Noon - SECN

Auburn at Alabama - 3:30 p.m. - CBS

Mississippi St. at Ole Miss - 3:30 p.m. - SECN

South Carolina at Clemson - 7:30 p.m. - ESPN

Tennessee at Vanderbilt - 7:30 p.m. - SECN

Florida at Florida St. - 8 p.m. - ABC

All times ET



NATIONAL POLLS (WEEK 12)

AP TOP 25

1	Alabama	11-0	1525
2	Ohio State	10-1	1455
3	Michigan	10-1	1370
4	Clemson	10-1	1347
5	Wisconsin	9-2	1255
6	Washington	10-1	1220
7	Oklahoma	9-2	1169
8	Penn State	9-2	1091
9	Colorado	9-2	997 3
10	Oklahoma State	9-2	868 3
11	Louisville	9-2	830 8
12	USC	8-3	811 3
13	Florida	8-2	703 8
14	Western Michigan	11-0	701—
15	Florida State	8-3	661 2
16	Auburn	8-3	613 2
17	Nebraska	9-2	593 2
18	Houston	9-2	490NR
19	West Virginia	8-2	448 9
20	Boise State	10-1	389 2
21	Utah	8-3	280 10
22	Texas A&M	8-3	253 1
23	Washington State	8-3	186 3
24	Tennessee	8-3	133NR
25	LSU	6-4	84 9

UK Opponents Receiving Votes: Tennessee

AMWAY COACHES TOP 25

1	Alabama	11-0	1575
2	Ohio State	10-1	1482
3	Clemson	10-1	1420
4	Michigan	10-1	1404
5	Washington	10-1	1297
6	Wisconsin	9-2	1279
7	Oklahoma	9-2	1215
8	Penn State	9-2	1077
9	Colorado	9-2	1052
10	Oklahoma State	9-2	947 3
11	Louisville	9-2	864 8
12	USC	8-3	774 7
13	Florida	8-2	744 5
14	Florida State	8-3	735 1
15	Nebraska	9-2	719 2
16	Auburn	8-3	663—
17	West Virginia	8-2	489 8
18	Western Michigan	11-0	448 3
19	Boise State	10-1	414 4
20	Utah	8-3	374 9
21	Houston	9-2	349NR
22	Texas A&M	8-3	315—
23	Washington State	8-3	132 3
24	Tennessee	8-3	129NR
25	North Carolina	8-3	118 1

UK Opponents Receiving Votes: Tennessee

UK Opponents in Bold

KENTUCKY IN THE POLLS

DATE	AP	COACHES	BCS
Preseason	NR	NR	-
Week 1	NR	NR	-
Week 2	NR	NR	-
Week 3	NR	NR	-
Week 4	NR	NR	-
Week 5	NR	NR	-
Week 6	NR	NR	-
Week 7	NR	NR	-
Week 8	NR	NR	--
Week 9	NR	NR	--
Week 10	NR	NR	-
Week 11	NR	NR	-
Week 12	NR	NR	-
Week 13	NR	NR	-

CATS VS. THE RANKED

- Kentucky has played 242 ranked teams in the Associated Press Poll in its 126 years of football. The Cats are 40-197-5 in those games. Louisville is the third ranked opponent for the Cats this season.
- UK's last win over a ranked team was last season in Lexington vs. No. 25 Missouri, 21-13.
- UK's last win over a ranked team on the road was in 2002 at No. 17 Louisville, 22-17.
- Louisville leads the series 4-2 over UK when the Cardinals are ranked, including 3-1 at home.

A UK WIN WOULD...

- Improve UK to 7-5 overall, 4-4 in SEC play.
- Give the Cats their first seven-win regular season since 2009 when they also finished 7-5.
- Represent a remarkable turnaround from their 0-2 start, with wins in seven of their final 10 games.
- Complete UK's road slate with a 2-3 record.
- Give Kentucky its first win over Louisville since 2010, when the Cats also won in Louisville.
- Complete UK's non-conference schedule with a 3-1 mark.
- Mark the Cats' first win over a ranked team this season and first on the road since knocking off No. 17 Louisville in 2002.

RUN, CATS, RUN.

- UK currently ranks 17th nationally and third in the SEC in rushing offense (242.4 yards per game).
- During the past six games the Cats have averaged 301.2 rushing yards per game.
- In the past nine games the Cats have churned out 275.1 rushing yards per game with seven of those performances totaling at least 216 yards on the ground.

	<u>Rush Yards</u>	<u>Avg./Rush</u>	<u>Touchdowns</u>
vs. New Mexico State	381	7.5	5
vs. South Carolina	212	4.3	2
at Alabama	72	2.0	0
vs. Vanderbilt	258	5.0	2
vs. Mississippi State	262	6.0	1
at Missouri	377	6.4	3
vs. Georgia	186	4.7	3
at Tennessee	443	8.1	4
vs. Austin Peay	281	8.0	5
Totals	2,476	5.9	25

- The Wildcats have been so effective in the running game they have surpassed what their opponent came into the game allowing on the ground each of the past nine games. On average, those nine opponents had given up 176.8 rushing yards per game coming into their showdown with Kentucky. In those nine games, UK is averaging 275.1 rushing yards, a difference of nearly 100 yards per game more than the the opponent had previously allowed.

	<u>Opp. Avg. Rush/Yds Allowed</u>	<u>UK Rush Yards in Game</u>
vs. New Mexico State	255.0	381
vs. South Carolina	192.7	212
at Alabama	67.5	72
vs. Vanderbilt	160.6	258
vs. Mississippi State	136.2	262
at Missouri	220.4	377
vs. Georgia	109.8	186
at Tennessee	191.7	443
vs. Austin Peay	255.5	281
Totals	176.6	275.1

HISTORICAL SEASON ON THE GROUND

- Kentucky stands a chance to set new school records for most rushing yards and most rushing touchdowns in a single season:

Most Rushing Yards in a Single Season

1.	3,124 (1974)
2.	2,960 (1976)
3.	2,666 (2016)
4.	2,661 (1975)
5.	2,638 (1979)

Most Rushing Yards in a Single Season

1.	30 (1949)
2.	28 (1950)
3.	27 (2016)
4.	26 (2010)
	26 (2009)

MILESTONES TO WATCH

- Junior WR **Garrett Johnson** has 1,369 career receiving yards and is 14th all-time on Kentucky's career receiving list. He needs 48 more receiving yard to tie Jacob Tamme for 13th.
- **Jeff Badet** has 1,302 receiving yards for his career and ranks 17th on the UK career list. He needs 22 more receiving yards to tie James Whalen and Rafael Little for 15th on that list.
- **Ryan Timmons** has 1,174 receiving yards for his career and ranks 24th on the UK career list. He needs 26 more receiving yards to tie Steve Johnson (2006-07) for 23rd on that list.
- Senior RB **Jojo Kemp** has 1,649 yards rushing in his career, ranking 16th in UK history and needs 25 yards to equal Bill Leskovar (1949-51) for 15th.
- Junior RB **Boom Williams** has 2,413 career rushing yards and ranks seventh on the career rushing list. He needs 205 yards to equal Derrick Locke for sixth all-time. He is just the eighth player in school history with 2,000 career rushing yards.
- Junior kicker **Austin MacGinnis** now ranks third on the career scoring list with 242 points. He needs four more to equal Joey Worley (1984-87) for second all-time.

THE KILLER B'S

- The Wildcats' offense has taken off in the past few weeks in large part thanks to the three-headed monster of running backs **Boom Williams** and **Benny Snell Jr.** and wide receiver **Jeff Badet**.
- The trio provided big plays both on the ground and through the air as the Cats have piled up 2,079 yards of total offense (582 vs. Missouri; 554 vs. Mississippi State; 308 vs. Georgia; 635 vs. Tennessee; 410 vs. Austin Peay) the past five games.
- **Snell** has rushed 107 times for 665 yards and seven scores in the past five games, including a career-long 48-yard jaunt against Austin Peay.
- **Williams** has used his speed to rush for 532 yards on 70 carries over that same span, with a 60-yard scoring sprint against Missouri to go with his 13-yard receiving touchdown against the Tigers.
- **Badet** has rocketed up the Cats' all-time receiving yardage chart with 335 yards and three scores on just 14 catches the past five weeks. His touchdowns have gone for 40, 44 and 65 yards. The junior ranks second nationally in yards per catch at 24.46 per reception.
- **Badet's** 65-yard touchdown play at Mizzou is UK's second-longest in an SEC road game since an 80-yarder from Dusty Bonner to Quentin McCord at Vanderbilt in 1999. **Jojo Kemp** added a 71-yard scoring run at Tennessee on Nov. 12.

THE FUTURE IS BRIGHT

The Cats have 14 players who are first-time starters this season, once again making them one of the least experienced teams in country. However, the future is bright given the Cats' roster makeup. The first-time starters are:

Offense

QB Stephen Johnson (Jr.)
WR Tavin Richardson (RFr.)
OG Bunchy Stallings (So.)
OT Landon Young (True Fr.)
RB Benny Snell Jr (True Fr.)
QB Luke Wright (So.)

Defense

LB/DE Josh Allen (So.)
DL Alvonte Bell (Jr.-JC)
LB Jordan Jones (So.)
DT Adrian Middleton (So.)
DE Courtney Miggins (Sr.)
LB Courtney Love (Jr.-Tr.)
DT Naquez Pringle (Jr.-Tr.)
LB Kobie Walker (So.)

UK ADEPT AT HOLDING THIRD-QUARTER LEADS

- Kentucky has won 32 of its past 33 games when staked to a lead at the end of the third quarter, dating back to a 2008 loss vs. South Carolina.
- UK is 15-1 in the Mark Stoops era when holding a third-quarter lead.

THE BENNY AND BOOM SHOW

- Through 11 games, running backs **Benny Snell Jr.** and **Stanley "Boom" Williams** have a combined 2,078 rushing yards.
- **Benny and Boom** are two of the top rushing duos among Power 5 schools (as of Nov. 19)
 - 2,229 yards **D'Onta Foreman** and **Chris Warren III** (Texas)
 - 2,154 yards **Lamar Jackson** and **Brandon Radcliff** (Louisville)
 - 2,078 yards Benny Snell, Jr. and Stanley "Boom" Williams (Kentucky)**
- Against **Austin Peay**, the pair set the school record for most rushing yards by a pair of rushers in a single season, breaking the previous mark of 1,879 set by **Sonny Collins** and **Mike Fanuzzi** in 1974.
- **Benny and Boom** are the first pair of 1,000-yard rushers in a single season in school history.
- **Benny and Boom** have a combined 18 rushing touchdowns this season, most by a duo since **Moe Williams** and **Billy Jack Haskins** had 21 in 1995.

KENTUCKY BY THE NUMBERS

	2016	Stoops
Record	5-5	18-29
SEC	4-4	7-24
West	1-1	1-7
East	3-3	7-17
Non-Conference	2-1	10-5
Home	5-2	16-13
Road	1-3	2-15
Neutral site	0-0	0-1
Night	2-3	9-16
Day	4-2	9-13
TV Games	6-4	17-28
CBS	0-1	0-2
ESPN	0-1	0-5
ESPNU	0-1	2-5
ESPN2	0-0	0-2
ESPNNews	0-0	0-1
SEC Network	6-2	15-13
Fox Sports South	0-0	1-1

UK scores on 1st possession	1-2	7-9
Opp scores on 1st possession	1-2	4-12
UK scores first	4-2	12-10
Opponent scores first	2-3	6-19
UK leads after 1st quarter	2-1	11-3
Opponent leads after 1stQ	2-2	5-19
Teams are tied after 1stQ	2-2	2-7
UK leads at halftime	3-2	13-3
Opponent leads at halftime	2-4	2-25
Teams are tied at halftime	1-0	3-1
UK leads after 3rd quarter	5-1	15-1
Opponent leads after 3rdQ	0-4	2-27
Teams are tied after 3rdQ	1-0	2-1
Game goes to overtime	0-0	1-1

Scoring less than 20 pts	1-2	2-16
Scoring 20+ points	4-3	11-13
Scoring 30+ points	4-2	12-6
Allowing less than 20 pts	3-0	11-2
Allowing 20+ points	1-2	4-21
Allowing 30+ points	1-4	3-20

UK has more total yards	6-1	15-3
Opp. has more total yds	0-4	3-26
UK has more rushing yards	5-1	14-5
Opp. has more rushing yards	1-4	4-24
UK has more passing yards	3-1	14-7
Opp. has more passing yards	4-4	4-20
Rushing for < 100 yds	0-3	1-11
Rushing for over 100 yards	5-1	14-17
Rushing for 200+ yards	6-1	13-5
Passing for 200+ yards	3-1	10-8
Passing for 300+ yards	1-1	4-4

UK has 100-yard rusher	5-5	12-8
Opp. has 100-yard rusher	3-5	6-20

No turnovers	0-0	5-4
One or two turnovers	5-3	11-20
3 or more turnovers	1-2	2-5
No takeaways	2-0	5-3
3 or more takeaways	0-2	4-4
UK has more penalties	2-0	9-11
Opp. has more penalties	4-5	9-15
Teams have equal penalties	0-0	0-3

UK has more TOP	5-2	11-10
Opp. has more TOP	1-3	7-19

UK defense scores	0-0	4-4
Opponent defense scores	3-1	4-4
UK returns KO/Punt for TD	1-0	1-0
Opp. returns KO/Punt for TD	0-0	0-4

Playing on natural grass	0-3	8-19
Playing on artificial surface	6-2	10-10
In blue uniforms	0-0	2-2
In white uniforms	0-1	0-4
In white unis/blue pants	1-2	2-11
In blue unis/white pants	3-1	8-2
In black uniforms	0-0	1-3
In blue uniforms/grey pants	0-1	1-3
In grey uniforms	1-0	2-2
In grey uniforms/blue pants	1-0	2-2

TRACKING KENTUCKY'S OPPONENTS

Opponent	UK vs. Opp	Opp. Record	Last Game	Next Up
vs. Southern Miss	Sept. 3	5-6	L, at North Texas, 23-29	vs. Louisiana Tech - Nov. 25
at Florida	Sept. 10	8-2	W, at LSU, 16-10	at Florida State - Nov. 26
vs. New Mexico State	Sept. 17	3-7	W, at Texas State, 50-10	vs. Appalachian State - Nov. 25
vs. South Carolina	Sept. 24	6-5	W, vs. Western Carolina, 44-31	at Clemson - Nov. 26
at Alabama	Oct. 1	11-0	W, vs. Tenn.-Chattanooga, 31-3	vs. Auburn - Nov. 26
vs. Vanderbilt	Oct. 8	5-6	W, vs. Ole Miss, 38-17	vs. Tennessee - Nov. 26
vs. Mississippi State	Oct. 22	4-7	L, vs. Arkansas, 42-58	at Ole Miss - Nov. 26
at Missouri	Oct. 29	3-8	L, at Tennessee, 37-63	vs. Missouri - Nov. 25
vs. Georgia	Nov. 5	7-4	W, vs. Louisiana-Lafayette, 35-21	vs. Georgia Tech - Nov. 26
at Tennessee	Nov. 12	8-3	W vs. Missouri, 63-37	at Vanderbilt - Nov. 26
vs. Austin Peay	Nov. 19	0-11	L, at Kentucky, 13-49	End of Season
at Louisville	Nov. 26	9-2	L, at Houston, 10-36	vs. Kentucky - Nov. 26

- Both players rank in the top six in the SEC in rushing yards per game: Williams (2nd), Snell (6th).
- This is the fourth time in school history that Kentucky has had two players with at least 1,500 career rushing yards on the same team:
 - 1975 - Steve Campassi and Sonny Collins
 - 1986 - Mark Higgs and Marc Logan
 - 1999 - Derek Homer and Anthony White
 - 2016 - Jojo Kemp and Boom Williams**
- This is just the ninth time since 1956 an SEC team has two 1,000-yard rushers on the same team:
 - 2016 - Benny Snell, Jr. and Stanley "Boom" Williams (Kentucky)**
 - 2014 - Alex Collins and Jonathan Williams (Arkansas)
 - 2013 - Nick Marshall and Tre Mason (Auburn)
 - 2012 - Eddie Lacy and T. J. Yeldon (Alabama)
 - 2010 - Michael Dyer and Cam Newton (Auburn)
 - 2007 - Felix Jones and Darren McFadden (Arkansas)
 - 2006 - Felix Jones and Darren McFadden (Arkansas)
 - 2004 - Cedric Houston and Gerald Riggs (Tennessee)
 - 1979 - James Brooks and Joe Cribbs (Auburn)

Kentucky's 1,000-yard Single-Season Rushers

1973 - Sonny Collins - 1,213
 1975 - Sonny Collins - 1,150
 1984 - George Adams - 1,085
 1987 - Mark Higgs - 1,278
 1995 - Moe Williams - 1,600
 2002 - Artose Pinner - 1,414
 2005 - Rafael Little - 1,045
 2007 - Rafael Little - 1,013
2016 - Boom Williams - 1,072
Benny Snell Jr. - 1,066

Fastest to 1,000 Single-Season Rushing Yards

- 8 games Moe Williams (1995)
- 9 games Mark Higgs (1987)
- 9 games Sonny Collins (1975)
- 9 games Sonny Collins (1973)
- 10 games Rafael Little (2007)
- 10 games Rafael Little (2005)
- 10 games Artose Pinner (2002)
- 10 games Boom Williams (2016)**
- 11 games George Adams (1984)
- 11 games Benny Snell Jr. (2016)**

HERE COMES THE "BOOM"

- Stanley "Boom" Williams has 2,413 rushing yards for his career and ranks seventh on the UK career rushing list. He needs 205 more rushing yards to tie Derrick Locke for sixth all-time at UK.
- Williams is one of just seven players in school history to rush for at least 2,200 yards.
- On the season, Williams has rushed 146 times for 1,072 yards and is averaging 7.3 yards per carry. His 7.3 average is seventh nationally.
- Williams currently ranks second in the SEC and 32nd nationally with 97.5 rushing yards per game.

100-YARD RUSHERS

Player	2016	Career	Opponent
Benny Snell Jr	5	5	NMSU
			Miss. State
			Missouri
			Georgia
			Austin Peay
Boom Williams	4	11	NMSU
			USC
			Missouri
			Tennessee

100-YARD RECEIVERS

Player	2016	Career	Opponent
Jeff Badet	2	2	Miss. State
			Missouri
C.J. Conrad	1	1	NMSU
Garrett Johnson	1	4	Southern Miss
Ryan Timmons	-	1	-

INTERCEPTIONS

Player	2016	Career
J.D. Harmon	2	7
Marcus McWilson	1	4
Derrick Baity	3	3
Blake McClain	2	2
Chris Westry	1	3
Mike Edwards	1	2

TRACKING SACK LEADERS

Player	2016	Career
Josh Allen	6.5	7.0
Denzil Ware	5.5	6.5
Blake McClain	0.0	3.0
Jordan Jones	3.0	3.0
Marcus McWilson	0.0	1.5
Chris Westry	0.0	1.5
Courtney Love	1.0	1.0
De'Niro Laster	1.0	1.0
Kendall Randolph	0.0	1.0
Alvonte Bell	0.5	0.5
Naquez Pringle	0.5	0.5

DOUBLE-FIGURE TACKLERS

Player	2016	Career
Mike Edwards	4	4
Marcus McWilson	0	3
Jordan Jones	3	3
Kobie Walker	1	1
Blake McClain	0	1

2016 LEADERS

PASSING

UK	COMP-ATT-INT-YDS-TD
Stephen Johnson	110-204-5-1,524-9

LOUISVILLE	COMP-ATT-INT-YDS-TD
Lamar Jackson	204-357-6-3,109-28

RUSHING

UK	ATT-YDS-TD
Boom Williams	146-1,072-6
Benny Snell Jr.	168-1,006-12

LOUISVILLE	ATT-YDS-TD
Lamar Jackson	209-1,367-19
Brandon Radcliff	116-787-6

RECEIVING

UK	REC-YDS-TD
Garrett Johnson	31-404-3
Jeff Badet	24-587-4
Ryan Timmons	16-186-0

LOUISVILLE	REC-YDS-TD
Cole Hikutini	42-556-7
James Quick	38-621-6
Jamari Staples	35-593-2

TACKLES

UK	TACKLES
Jordan Jones	90
Mike Edwards	87

LOUISVILLE	TACKLES
Keith Kelsey	74
Stacy Thomas	64

- With 1,072 yards this season, Boom is the seventh player in school history to reach 1,000 rushing yards in a season, the first since Rafael Little in 2007. He is just the fourth player in school history to have 1,000 yards prior to his senior season. The others are Sonny Collins, 1973; Moe Williams, 1995; Rafael Little, 2005. Benny Snell Jr. became the fifth against Austin Peay.
- Williams is the fifth player in school history to reach 1,700 career rushing yards prior to his senior season. The last player to accomplish that feat was Derrick Locke in 2009.
- In terms of games played, Williams is the third quickest player to reach 1,500 career rushing yards in school history (22 games). Only Sonny Collins (18 games played) and Moe Williams (19 games played) reached that milestone quicker.
- Williams' 182-yard rushing game against Missouri in Columbia was a new career high, eclipsing the 181 vs. New Mexico State earlier this season ... Williams' 182 rushing yards on just 19 carries was good for an average of 9.6 yards per attempt, the highest for a Wildcat (min. 19 attempts) since Alfred Rawls averaged 10.1 vs. LSU in 1989.
- The 181 yards against New Mexico State were the most for a UK player in Commonwealth Stadium since Artose Pinner had 224 vs. Vanderbilt on Nov. 16, 2002.
- Williams has 3,161 career all-purpose yards.
- Williams is fifth in the FBS for the most rushing attempts of at least 20 yards (since 2015)

1. 37 Donnel Pumphrey (San Diego State)
2. 32 Dalvin Cook (Florida State)
3. 31 Saquon Barkley (Penn State)
31 Christian McCaffrey (Stanford)
5. **30 Boom Williams (Kentucky)**

Most consecutive 100-yard games (4 or more)

1. 6 Sonny Collins 9/13/1975 – 10/18/1975
2. 4 Artose Pinner 10/26/2002 - 11/16/2002
3. 4 Derrick Locke 9/4/2010 – 9/25/2010
4. **3 Several players, including Boom Williams**

Most Career Rushing Touchdowns Of At Least 50 Yards (Since 1955)

1. **7 Stanley "Boom" Williams (2014-Present)**
2. 4 Derrick Locke (2007-2010)
- 4 Moe Williams (1993-1995)
- 4 Mark Higgs (1984-1987)
- 3 Alfred Rawls (1988-1989)
6. 2 Randall Cobb (2008-2010)
- 2 Artose Pinner (1999-2002)
- 2 Sonny Collins (1972-1975)
- 2 Rodger Bird (1963-1965)
- 2 Darrell Cox (1961-1963)

Most Career 100-yard games

1. 18 Sonny Collins 1972-75
2. 13 Rafael Little 2004-07
- 13 Moe Williams 1993-95
4. **11 Boom Williams 2014-present**
- 11 Artose Pinner 1999-2002
6. 10 George Adams 1981-84

BENNY AND HIS JETS SETTING SCHOOL RECORDS

- SEC Freshman of the Year candidate and Freshman All-America candidate Benny Snell has rushed a team-high 168 times for 1,006 yards and 12 touchdowns and is averaging 6.0 yards per carry.
- The 1,006 rushing yards this season is a school record for most ever by a freshman in a season for UK. Moe Williams had 928 rushing yards as a freshman in 1993.
- With 12 rushing touchdowns this season, he broke Randall Cobb (2008)'s record for most rushing TDs by a UK freshman (7) and most total touchdowns (9).
- Snell has the most rushing touchdowns in a single season (12) since Artose Pinner had 13 in 2002.
- Snell ranks sixth overall in the SEC and 42nd nationally with 91.5 rushing yards per game.
- Snell leads the nation for most rushing touchdowns by a freshman (12) and ranks third among the freshmen in rushing yards (1,006), trailing only New Mexico's Tyrone Owens (1,084) and Missouri's Damarea Crockett (1,062).
- Snell is tied for the most rushing touchdowns in the SEC with 12.

STAT SUPERLATIVES

Here are some career statistical superlatives among current players:

Most Games Played: JD Harmon (47), Jon Toth (47), Ryan Timmons (47), Blake McClain (46), Jojo Kemp (43), Marcus McWilson (42), Garrett Johnson (35), Ramsey Meyers (35), Charles Walker (35), Matt Elam (35)

Most Games Started: Jon Toth (46), Blake McClain (33), Ramsey Meyers (30), Jeff Badet (26), Dorian Baker (21), Ryan Timmons (21)

Consecutive Games Started: Jon Toth (46)

2016 TEAM CAPTAINS

Game captains for the 2016 season will be decided on a week-by-week basis. They are listed below.

Southern Miss	Jon Toth, Jojo Kemp, Courtney Miggins, Courtney Love
Florida	Jon Toth, Jojo Kemp, Courtney Miggins, Courtney Love
New Mexico State	Jon Toth, Jeff Badet, Courtney Miggins, Courtney Love
South Carolina	Jon Toth, Jeff Badet, Courtney Miggins, Courtney Love
Alabama	Jon Toth, Jeff Badet, Courtney Miggins, Courtney Love
Vanderbilt	Jon Toth, Jeff Badet, Courtney Miggins, Courtney Love
Mississippi State	Jon Toth, Jeff Badet, Courtney Miggins, Courtney Love
Missouri	Jon Toth, Jeff Badet, Courtney Miggins, Courtney Love
Georgia	Jon Toth, Jeff Badet, Courtney Miggins, Courtney Love
Tennessee	Jon Toth, Jeff Badet, Courtney Miggins, Courtney Love
Austin Peay	Jon Toth, Jojo Kemp, Courtney Miggins, Marcus McWilson
Louisville	TBD

- With 152 yards against Austin Peay, he eclipsed 100 yards on the ground for the fifth time this season overall, setting the school's freshman record for most 100-yard rushing games in a season.
- Snell is the first UK player with a rushing touchdown in three consecutive games since Derrick Locke in 2010 and first freshman with a rushing touchdown in three consecutive games since Randall Cobb in 2008.
- Snell was the first freshman in school history to have 100 rushing yards and a rushing touchdown in three consecutive games.
- His career-high 192 yards rushing vs. Mizzou set a school record for most rushing yards by a freshman in a single game. The previous high was Derick Logan's 186 yards against Mississippi State on Nov. 9, 1996.
- The 192 rushing yards tie for the ninth most in a single game in school history and the most since Rafael Little rushed for 198 yards vs. Vanderbilt on Nov. 12, 2005.
- His 38 carries vs. Mizzou are the most since Derick Logan had 41 attempts vs. Mississippi State in 1996.
- His five rushing TDs in the first four games were the most by a UK player in his first four games of his freshman season in school history.
- Snell rushed a game-high 16 times for 73 yards and the game-winning touchdown in the win over South Carolina.
- Snell is on pace to have one of the best rushing touchdown-to-carry ratios by any Kentucky player since rushing TDs were tracked at UK beginning in 1949 (min. 100 career carries).

Rushing Attempts-To-Rushing Touchdown Ratio (Since 1949, Min. 100 Career Carries)

10.4:1, Randall Cobb (2008-2010) (228 carries, 22 touchdowns)
12.9:1, Babe Parilli (1949-1951) (103 carries, 8 touchdowns)
13.8:1, Bob Hardy (1953-1955) (262 carries, 19 touchdowns)
14.0:1, Benny Snell (2016) (168 carries, 12 touchdowns)
14.4:1, Calvin Bird (1958-1960) (202 carries, 14 touchdowns)
14.7:1, Shane Boyd (2001-2004) (191 carries, 13 touchdowns)

Most 100-yard games in a season

1.	8	Artose Pinner	2002
2.	7	Moe Williams	1995
3.	6	Rafael Little	2007
	6	Mark Higgs	1987
	6	George Adams	1984
	6	Sonny Collins	1975
7.	5	Boom Williams	2015
	5	Benny Snell Jr.	2016

Most Rushing Yards by a Freshman

1.	1,006	Benny Snell Jr.	2016
2.	928	Moe Williams	1993

Most Rushing Touchdowns by a Freshman

1.	12	Benny Snell Jr.	2016
2.	7	Randall Cobb	2008

Most Total Touchdowns by a Freshman

1.	12	Benny Snell Jr.	2016
2.	9	Randall Cobb	2008

Most Rushing Yards by a Freshman in a Single Game

1.	192	Benny Snell Jr.	vs. Missouri, 2016
2.	186	Derick Logan	vs. Mississippi State, 1996

HONORING THE CATS IN 2016

C.J. Conrad, Sophomore, TE, #87

- John Mackey Tight End of the Week (Sept. 21)

Austin MacGinnis, Junior, K, #99

- SEC Special Teams Player of the Week (Oct. 24)

- Lou Groza Award "Stars of the Week" (Oct. 24)

Adrian Middleton, Sophomore, DL, #99

- SEC Defensive Lineman of the Week (Oct. 31)

Benny Snell Jr, Freshman, RB, #26

- SEC Freshman of the Week (Oct. 24)

- SEC Freshman of the Week (Oct. 31)

Jon Toth, Senior, C, #72

- SEC Offensive Lineman of the Week (Oct.10)

Denzil Ware, Sophomore, DL, #35

- SEC Co-Defensive Lineman of the Week (Sept. 26)

Boom Williams, Sophomore, RB, #18

- Preseason All-SEC Third Team (league media)

CATS ON THE WATCH LISTS

C.J. Conrad, Sophomore, TE, #87

- John Mackey Award Midseason Award Watch List (nation's top tight end)

Jojo Kemp, Senior, RB, #3

- Senior Bowl Watch List

Grant McKinniss, Freshman, P, #86

- Ray Guy Award Watch List

Jon Toth, Senior, C, #72

- Senior Bowl Watch List
 - William V. Campbell Trophy Semifinalist
 - Outland Trophy Watch List (nation's best interior lineman)
 - Rimington Trophy Watch List (nation's best center)
 - Nominee for the National Football Foundation's Scholar-Athlete Award

Boom Williams, Sophomore, RB, #18

- Doak Walker Award Preseason Candidate

WHERE ARE THE COACHES?

SIDELINE

Mark Stoops, Head Coach
 Eddie Gran, HC Offense/Running Backs
 Vince Marrow, Tight Ends
 John Schlarman, Offensive Line
 Lamar Thomas, Wide Receivers
 Matt House, Inside LBs/Special Teams
 Steve Clinkscale, Defensive Backs
 Jimmy Brumbaugh, Defensive Line

PRESS BOX

D.J. Eliot, Defensive Coordinator, OLBs
 Darin Hinshaw, Co-OC/Quarterbacks

CATS SCRATCHES

SOPHOMORE • OL • GEORGE ASAFO-ADJEI

- Nickname is Big George
- Speaks English and Ghanaian

JUNIOR • WR • JEFF BADET

- Known as one of the fastest guys on the team
- He is Haitian

SENIOR • FB • WILL THOMAS COLLINS

- Nickname is Taco Meat
- Earned a scholarship during preseason camp
- Was home schooled by his mom, Betty, until the ninth grade
- Betty was a high jumper at UK and still ranks seventh on the all-time list with a clearance of 5-8

JUNIOR • OG • NICK HAYNES

- Is a really good bowler and has bowled five 300 games ... Started in a bowling league at the age of 6
- Dad, Stephen, retired as a Master Sergeant after 22 years in the Air Force

JUNIOR • LB • DE'NIRO LASTER

- Named after actor Robert De Niro
- One of three players chosen for a week-long service trip to Ethiopia in May (Greg Hart and Courtney Love were the others)

JUNIOR • QB • STEPHEN JOHNSON

- Suffered from Tourette Syndrome until the age of 13
- Sister, Sydney, is a junior forward/midfielder on the women's soccer team at USC
- Dad, Stephen, played baseball at Oregon

FRESHMAN • RB • BENNY SNELL, JR.

- Snell family has a legacy of running backs
- His dad, Ben Snell Sr., starred as a running back at Ohio Northern and was drafted by the Baltimore Ravens then played in NFL Europe and the XFL.
- His great uncle, Matt Snell, was a running back for the New York Jets from 1964-72
- Matt Snell rushed for 121 yards and a touchdown in the Jets' stunning 16-7 upset of the Baltimore Colts in Super Bowl III

SENIOR • WR • RYAN TIMMONS

- Has a twin sister, Raven, who works in the football office

JUNIOR • RB • STANLEY WILLIAMS

- Nickname is Boom
- Wears uniform number 18 to follow the legacy of former Wildcat greats Jacob Tamme and Randall Cobb
- Had offseason elbow surgery

KEMP HAS SECOND-LONGEST NO-LOST FUMBLE STREAK

- UK senior running back Jojo Kemp has the second-longest current active streak for a NCAA FBS running back for consecutive touches without losing a fumble to the opponent. Kemp has gone 343 touches without losing a fumble to the opponent, second only to Toledo's Kareem Hunt who has 695 consecutive touches without losing a fumble to the opponent.
- Against Austin Peay in the home finale, Kemp ran eight times for 54 yards, including TD runs of 40 and seven yards.
- Kemp is the first senior with two touchdowns in his final home game since Derrick Locke in 2010 vs. Vanderbilt.
- Kemp now has 1,649 rushing yards as a Wildcat, moving up one spot to 16th place on the UK career list.
- Kemp has 19 rushing touchdowns, tied for ninth on the UK career rushing TD list.

BIG-PLAY BADET

- Speedy junior wide receiver Jeff Badet has been a big-play performer for the Wildcats. So far this season, he has six plays of 40-plus yards with long balls of 72 yards (touchdown), 65 yards (touchdown), 54 yards, 45 yards, 44 yards (touchdown) and 42 yards.
- He had three plays of 40-plus yards last season, giving him nine the last two seasons.
- Badet ranks second nationally in yards per reception at 24.46 yards per catch.

Number of 40+ Yard Receptions since 2015...

	'15	'16	Total
Taywan Taylor, Western Kentucky	11	12	23
Shelton Gibson, West Virginia	9	8	17
James Washington, Oklahoma State	8	7	15
Corey Davis, Western Michigan	7	7	14
Carlos Henderson, Louisiana Tech	6	8	14
Deide Westbrook, Oklahoma	2	12	14
Cody Thompson, Toledo	5	9	14
Calvin Ridley, Alabama	8	5	13
Nicholas Norris, Western Kentucky	7	5	12
Thomas Sperbeck, Boise State	8	4	12
Rodney Adams, USF	8	3	11
KD Cannon, Baylor	6	5	11
Amba Etta-Tawo, Syracuse	0	10	10
Jeff Badet, Kentucky	3	6	9
Antonio Callaway, Florida	6	3	9
Shay Fields, Colorado	3	6	9
JuJu Smith-Schuster, USC	7	2	9
Keevin Lucas, Tulsa	0	9	9

CATS BOAST THREE CAREER 1,000-YARD RUSHERS AND THREE 1,000-YARD RECEIVERS FOR FIRST TIME IN SCHOOL HISTORY

- For the first time in school history Kentucky can boast three players with at least 1,000 career receiving yards and three players with at least 1,000 career rushing yards on the same team.

UK's Career 1,000-yard receivers

Garrett Johnson
Jeff Badet
Ryan Timmons

UK's Career 1,000-yard rushers

Jojo Kemp
Boom Williams
Benny Snell Jr.

- In 1998, Kentucky had three 1,000-yard receivers in Kevin Coleman, Anthony White and Craig Yest and had two 1,000-yard rushers in Derek Homer and Anthony White.

MACGINNIS PLAYS THE ROLE OF HERO

- Junior kicker Austin MacGinnis' game-winning 51-yard field goal vs. Mississippi State was his longest of the season. He was named one of three Lou Groza Award "Stars of the Week for his performance. The game-winning field goal on the final play of the game was Kentucky's first since Oct. 17, 1998 when Seth Hanson drilled a 33-yarder to defeat LSU in Baton Rouge.
- MacGinnis is now 4-of-7 on field goals of more than 50 yards in his career. He is the second player in school history to have at least four field goals of 51 yards.
- The 51-yard field goal was the longest made field goal by a UK kicker in an SEC home game since Ryan Tydlacka made a 51-yard field goal against South Carolina on Oct. 11, 2008.
- MacGinnis' 14 points against Mississippi State are the most scored by a kicker in an SEC game since Oct. 31, 1992 (Doug Pelfrey).

ACHIEVING THE ULTIMATE DREAM

COACH STOOPS HAS DEVELOPED

11 NFL 1ST ROUND PICKS

SINCE 2001

bud
DUPREE



THE MARK STOOPS COACHING FILE

Year	School	Position	W-L	Postseason
1990	Iowa	Graduate Assistant	8-4	Rose
1991	Iowa	Graduate Assistant	10-1-1	Holiday
1992-95	Nordonia HS	Defensive Backs		
1996	South Florida	Defensive Backs	0-0	
1997	Wyoming	Defensive Backs	7-6	
1998	Wyoming	Defensive Backs	8-3	
1999	Wyoming	Defensive Backs	7-4	
2000	Houston	Co-Defensive Coord., Safeties	3-8	
2001	Miami (Fla.)	Defensive Backs	12-0	Rose
2002	Miami (Fla.)	Defensive Backs	12-1	Fiesta
2003	Miami (Fla.)	Defensive Backs	11-2	Orange
2004	Arizona	Defensive Coord., DBs	3-8	
2005	Arizona	Defensive Coord., DBs	3-8	
2006	Arizona	Defensive Coord., DBs	6-6	
2007	Arizona	Defensive Coord., DBs	5-7	
2008	Arizona	Defensive Coord., DBs	8-5	Las Vegas
2009	Arizona	Defensive Coord., DBs	8-5	Holiday
2010	Florida State	Defensive Coord., DBs	10-4	Chick-fil-A
2011	Florida State	Defensive Coord., DBs	9-4	Champs Sports
2012	Florida State	Defensive Coord., DBs	12-2	Orange
2013	Kentucky	Head Coach	2-10	
2014	Kentucky	Head Coach	5-7	
2015	Kentucky	Head Coach	5-7	
2016	Kentucky	Head Coach	6-5	

EXP

26 SEASONS OF COACHING EXPERIENCE

IOWA - USF - WYOMING - HOUSTON -
ARIZONA - MIAMI - FLORIDA ST - KENTUCKY



10 SEASONS AS A DEFENSIVE COORD.

HOUSTON - ARIZONA - FLORIDA ST



4-1 CAREER BCS BOWL RECORD



BCS NATIONAL CHAMPION 2001



PLAYING CAREER STARTING SAFETY UNIVERSITY OF IOWA



HEAD COACH MARK STOOPS | FOURTH SEASON

* Named the 37th head coach of the Kentucky football program on Nov. 27, 2012

Accomplished major defensive turnarounds at Arizona and Florida State.

* First task as UK coach was to put together a bright and energetic coaching staff. Stoops hired defensive coordinator D.J. Eliot, who has been with the Wildcats in each of the first three seasons of the Stoops era. Recently, Stoops added veteran co-offensive coordinators Eddie Gran and Darin Hinshaw.

* During Stoops' three seasons at FSU, the Seminoles went 10-4, 9-4 and 12-2, including wins over South Carolina in the 2010 Chick-fil-A Bowl, Notre Dame in the 2011 Champs

Sports Bowl and Northern Illinois in the 2013 Orange Bowl.

* Developed many players to NFL careers, including Alvin "Bud" Dupree, Za'Darius Smith, Antoine Cason, Michael Johnson, Philip Buchanon, Kelly Jennings, Brandon Meriweather, Ed Reed, Antrel Rolle, Mike Rumph, Sean Taylor and Brian Lee.

PERSONAL

Born: July 9, 1967

Hometown: Youngstown, Ohio

Alma Mater: Iowa, 1989

Family: Wife, Chantel; Sons, Will and Zack.

STOOPS VS. ALL OPPONENTS

Opponent	Record
Alabama	0-2
Alabama State	1-0
Auburn	0-1
Austin Peay	1-0
Charlotte	1-0
Eastern Kentucky	1-0
Florida	0-4
Georgia	0-4
Louisiana-Lafayette	1-0
Louisiana-Monroe	1-0
Louisville	0-3
LSU	0-1
Miami (Ohio)	1-0
Mississippi State	1-3
Missouri	2-2
New Mexico State	1-0
Ohio	1-0
South Carolina	3-1
Southern Miss	0-1
Tennessee	0-4
Tennessee-Martin	1-0
Vanderbilt	2-2
Western Kentucky	0-1
Totals:	18-29

Williams is seventh nationally at 7.34 yards per rush.

- Kentucky ranks 17th nationally in rushing at 242.4 rushing yards per game.
- The Cats rank third nationally in fourth down conversion rate at .818 (9-of-11).
- UK is 24th nationally in fewest penalties.

STOOPS AND CO. MAKING A HIT IN RECRUITING

In just four seasons at the helm of the Kentucky football program, head coach Mark Stoops and his staff have been making noise on the recruiting trail. Kentucky's four classes under Stoops have ranked in the top 50 by all four major recruiting services. Below is a look at UK's recruiting success under Stoops and Co.

Outlet	2013	2014	2015	2016
Rivals	#29	#17	#35	#29
ESPN	#36	#20	#43	#34
247Sports	#41	#23	#38	#34
Scout.com	#38	#21	#45	#39

- He is among the top-10 scorers in Kentucky history. He has already recorded 242 points which ranks 3rd on the career list. He needs four points to move up to No. 2 with Joey Worley (1984-87).
- MacGinnis has made 47 of 60 field goals in his career, 78.3 percent. He set six school records as a freshman in 2014, earning first-team Freshman All-America and first-team All-SEC honors.
- MacGinnis is the sixth player in school history to reach 200 career points (Lones Seiber, Joey Worley, Seth Hanson, Taylor Begley, Randall Cobb), the third player to do so prior to their senior season (Randall Cobb and Lones Seiber). He also tied Randall Cobb for the quickest player to reach 200 career points in school history (29 games played).

CATS IN THE NCAA/SEC RANKINGS/STATS

- Sophomore linebacker Jordan Jones has been a menace to opposing offenses, registering 90 tackles to rank third among all SEC defenders with 8.2/game. He also leads the SEC in solo tackles (62).
- Sophomore safety Mike Edwards ranks sixth in the SEC in tackles per game with 7.9.
- Sophomore defensive end Denzil Ware ranks 13th in the SEC in sacks with 5.5.
- Sophomore linebacker Josh Allen is tied for eighth nationally and leads in the SEC in forced fumbles (4).
- Junior running back Stanley "Boom" Williams ranks second in the SEC and 32nd nationally with 97.5 rushing yards per game.

SENIOR SENDOFF

Fourteen players were honored on Senior Day before the Austin Peay game, including Alex Montgomery, Dylan Greener and Ramsey Meyers who are juniors in eligibility but are forgoing their senior seasons.

Seniors:

Will Thomas Collins, FB, Jackson, Ky.
 Tanner Fink, TE/FB, Louisville, Ky.
 J.D. Harmon, CB, Paducah, Ky.
 Jojo Kemp, RB, DeLand, Fla.
 Blake McClain, DB, Winter Park, Fla.
 Marcus McWilson, S, Youngstown, Ohio
 Courtney Miggins, DE, Lithonia, Ga.
 Zach Myers, C, Miamisburg, Ohio
 Ryan Timmons, WR, Frankfort, Ky.
 Jon Toth, C, Indianapolis, Ind.
 Zane Williams, DT, Lexington, Ky.

Juniors forgoing senior season:

Alex Montgomery, WR, Weston, Fla.
 Dylan Greenberg, OG, Tucson, Ariz.
 Ramsey Meyers, OG, Orange Park, Fla.

UK OFFENSE

- Year Four of the Mark Stoops era began with major changes in the offensive coaching staff, including the additions of new offensive coordinator Eddie Gran, co-offensive coordinator and quarterbacks coach Darin Hinshaw and wide receivers coach Lamar Thomas.
- Gran inherited 22 returning letterwinners on offense from the 2015 season, including nine primary starters.
- UK has produced big plays this season, with 14 touchdown plays of at least 40 yards (6 rush, 8 pass).
- The Wildcats have a touchdown play of at least 43 yards in seven of their last nine home games, the lone exceptions being the Oct. 8 victory over Vanderbilt and Nov. 5 loss to Georgia.
- Kentucky had 381 rushing yards and 311 passing yards vs. New Mexico State, the Cats' first 300/300 game in school history.
- Kentucky rushed for 443 yards at Tennessee, second-most in a single game in school history. The school record is 446 rushing yards vs. Tennessee Tech in 1951.
- The 443 rushing yards vs. the Vols are the most ever for the Wildcats against an SEC opponent. The previous record was 409 rushing yards vs. Vanderbilt in 1953.
- UK has had six games of at least 400 yards total offense, most since 2010 (eight times that season).
- Kentucky has scored at least 35 points six times this season, the most since the 2007 team did it in nine games.
- For the first time in school history Kentucky can boast three players with at least 1,000 career receiving yards (Garrett Johnson, Jeff Badet and Ryan Timmons) and three players with at least 1,000 career rushing yards (Boom Williams, Jojo Kemp and Benny Snell Jr.) on the same team.

QUARTERBACKS

- Sophomore Drew Barker is out for the season with a back injury. Prior to his injury, he completed 15 of 24 passes for 323 yards and four touchdowns in the 2016 season opener vs. Southern Miss. He played in five games last season, earning a starting nod in the final two contests for the Wildcats (35 of 70 passes for 364 yards and 1 TD).
- Junior reserve quarterback Stephen Johnson is 4-3 as the starter. He earned his first career start vs. South Carolina. He also was the primary quarterback for most of the game in wins over New Mexico State and Austin Peay.
- Johnson is the first UK quarterback to win four of his first five SEC starts, based on starting lineups available since 1993.
- Johnson directed the Cats range for the game-winning field goal against Mississippi State by completing passes of 10, 12 and 18 yards in the final 62 seconds.
- Johnson started his UK career with 42 passing attempts without an interception, the most since 2000.
- Johnson came in for an injured Drew Barker in the first quarter vs. New Mexico State and finished the game 17-for-22 with a career-high 310 yards passing and a career-high three touchdowns – all three were to tight end C.J. Conrad.
- Johnson's first career TD pass was a 72-yarder to tight end C.J. Conrad, marking the longest first-career TD pass for a Wildcat since 1995. His first career rushing touchdown came from three yards out in a win over Vanderbilt on Oct. 8.
- Johnson is the second quarterback in school history to pass for at least 300 yards within their first two career games played. The other was Jared Lorenzen against Louisville on Sept. 2, 2000.
- Johnson is the first UK quarterback with at least 300 passing yards and at least 50 rushing yards since Patrick Towles vs. Mississippi State on Oct. 25, 2014.
- Sophomore transfer Luke Wright made his first career start against Austin Peay, completing 3-of-4 passes for 28 yards.

RUNNING BACKS / FULLBACKS

- UK has 2,666 rushing yards this season, most since 1976 (2,960).
- UK has rushed for at least 250 yards in five of the last six games.
- UK is blessed to be able to go four deep on the running back depth chart, including senior Jojo Kemp, junior Stanley "Boom" Williams, sophomore Sihiem King and freshman Benny Snell Jr.
- Three Wildcats have over 1,000 career rushing yards (Williams, Kemp and Snell).
- Williams has 2,413 yards on 341 carries in his career, adding 17 TDs. He set a single-season school record by averaging 7.1 yards per carry last season. He leads the team in rushing yards this season with 1,072 and is averaging 7.3 yards per carry.
- Williams ranks second in the SEC in rushing yards per game with 97.5.
- Kemp has carried it 325 times for 1,649 yards, including 19 TDs. He has missed three games this season with ankle and hand injuries, but returned with a career-long 71-yard touchdown run against Tennessee.
- Snell is having one of the best freshman seasons in UK history as he has already rushed for 1,006 yards with 12 touchdowns. He currently ranks sixth in the SEC in rushing yards per game (91.5).
- An explosive talent, King played in all 12 games last season as a freshman, notching 11 carries for 127 yards and a touchdown. He recorded six carries for 75 yards and a touchdown against Tennessee this season.
- Senior Will Tom Collins saw the majority of action last season when UK used a two-back set. Senior Tanner Fink also is available.

WIDE RECEIVERS / TIGHT ENDS

- New wide receivers coach Lamar Thomas has a depth of talent at the wide receiver position, including Jeff Badet (75 catches for 1,302 yards and seven TDs), Dorian Baker (85 catches for 942 yards and four TDs) and Garrett "Juice" Johnson (99 catches for 1,369 yards and seven TDs).
- UK has four other receivers with significant game experience, including senior Ryan Timmons (105 career receptions, 1,174 yards, 5 TD) and juniors Blake Bone, Alexander Montgomery and Charles Walker.
- Kentucky has had 15 different players catch a pass this season, including eight wideouts and two tight ends.
- Three Wildcats have over 1,000 career receiving yards (Johnson, Badet and Timmons).
- Badet ranks second nationally in yards per catch at 24.46 this season (24 catches for 587 yards).
- Redshirt freshman Tavin Richardson (eight catches for 154 yards) and junior college transfer Kayaune Ross (two catches for 10 yards and touchdown) are added offensive weapons.
- Tight end C.J. Conrad, a Freshman All-American in 2015, caught 15 passes for 149 yards and one TD last season and was a fierce run blocker. Through 11 games this season he has 15 catches for 231 yards (15.4 yards per catch) and four TDs. Conrad is on the John Mackey Award Midseason Watch List.
- Against New Mexico State, Conrad caught five passes for a career-high 133 yards. His previous career high was 56 yards vs. Mississippi State, Oct. 24, 2015.
- He became the first UK tight end with three touchdown catches in a game since James Whalen vs. Georgia on Oct. 23, 1999 and the first UK player with three receiving touchdowns in the game since Dicky Lyons, Jr., who had three against Florida on Oct. 20, 2007.
- Conrad is the first UK tight end with 100 receiving yards in a game since Jacob Tamme vs. Tennessee on Nov. 24, 2007.
- Conrad is the only UK player in school history at Commonwealth Stadium to have at least 133 receiving yards and three receiving touchdowns in a game.
- His 133 receiving yards are the third-most by a tight end in a game in school history. It is the most in a game by a tight end since James Whalen had 151 yards against Georgia in 1999.



\$170 MILLION OF KENTUCKY FOOTBALL CONSTRUCTION

- Kentucky's two major football construction projects total \$170 million.
- A \$125 million "reimagining" of Commonwealth Stadium was completed for the 2015 season. The project gave CWS a new look for the exterior, wider and redesigned concourses, new concession stands and restrooms, new suites and other premium seating, a recruiting room and a new press box.
- Construction began in January 2015 on a new \$45 million practice/office complex (98,000 square feet) being built on the south side of the existing Nutter Field House (see picture above). The comprehensive complex features state-of-the-art practice, office and support facilities for the players and coaches. The facility opened in August of 2016.

- Junior Greg Hart is available at tight end after sitting out last season as a transfer from Nebraska. Freshman Justin Rigg gives the team additional flexibility at the position.

OFFENSIVE LINE

- The offensive line is one of the most experienced positions as it returns 83 career starts, including 46 from last year.
- Senior center Jon Toth headlines the O-line as he has started in 46 consecutive games and is considered one of the top centers in college football. Toth is a nominee for the Rimington Trophy, given to the nation's top center, the Outland Trophy, given to the nation's best interior lineman and is a semifinalist for the William V. Campbell Trophy awarded to the nation's best football scholar-athlete. He also is an All-America and All-SEC candidate.
- Toth has the longest active starting streak in the nation:

Player	Position	School	Streak	Seasons
Jon Toth	OL	Kentucky	46	2013-16
Dan Skipper	OL	Arkansas	45	2013-16
Phillip Walker	QB	Temple	43	2013-16
Eric Smith	OL	Virginia	42	2013-16

- Toth was named the SEC Offensive Lineman of the Week for his performance in UK's win over Vanderbilt. Toth helped Kentucky pile up 258 rushing yards, the most in an SEC victory since 2010 until rushing for 377 against Missouri a week later, and handled the line calls for an offense that did not allow a sack and averaged 5.0 yards per rushing attempt. Four different Wildcats – running backs Benny Snell Jr., Jojo Kemp and Boom Williams and quarterback Stephen Johnson – all rushed for at least 54 yards, the first time that has happened since 2012. Toth played every snap at center, leading the

O-Line effort with nine knockdown blocks and 23 blocks at the point of attack.

- Sophomore Jervontius "Bunchy" Stallings, who serves as Toth's backup, started at right guard in six consecutive games before giving way to Ramsey Meyers on Senior Day last week.
- Junior Kyle Meadows, who started the final 10 games last season, is the starter at right tackle.
- Junior Cole Mosier earned the starting nod at left tackle in the first two games before missing three games with an ankle injury. Freshman Landon Young saw action at Florida and started three games in place of Mosier, who returned against Vanderbilt.
- Returning starters at the left and right guard positions are juniors Nick Haynes and Ramsey Meyers. Sophomore George Asafo-Adjei can play guard or tackle and gives the coaching staff a talented option in the line.

SPECIAL TEAMS

- Junior kicker Austin MacGinnis is the Wildcats' kickoff specialist and placekicker. MacGinnis has already recorded 242 points, which ranks him third on UK's career scoring list. He needs four more to equal Joey Worley for second all-time. Despite battling injuries last season, he hit 13 of 17 field goals and 22 of 23 PATs. He is currently 13-for-16 for field goals this season with a long of 51 yards against Mississippi State, which was a game-winner at the final buzzer.
- Sophomore Miles Butler can also step in at placekicker. He hit 4 of 4 field goals last season with a long kick of 46 yards and was 11 of 12 in PATs.
- Freshman signee Grant McKinniss, rated the nation's No. 4 punter in high school last year, is averaging 39.8 per punt with eight downed



The pioneers: (L-R) Melvin Page (brother of the late Greg Page), Nate Northington, Wilbur Hackett and Houston Hogg.

inside the opponent's 20-yard line. He boomed a career-long 61-yard punt against Alabama.

- McKinniss was recently named one of 66 candidates on the Ray Guy Award Watch List, given annually to the nation's best punter.
- After the graduation of four-year long snapper Kelly Mason, sophomore Tristan Yeomans has been called on to handle the long snapping for punts, while redshirt freshman Blake Best is the snapper for field goals and PATs.

DEFENSE

- The defense has 16 returning letterwinners from 2015, including six starters.
- UK lost seven of its top eight tacklers from last season.
- UK has played much better on defense the second half of the season. Head coach Mark Stoops, a career-long defensive coach, has gotten more involved in helping guide the defense during that time. In addition, the maturing of an inexperienced front seven – only one returning starter in the D-line/linebackers – has helped the unit's progress.
- In the Vanderbilt game, Kentucky's front seven on defense consisted of six players who didn't start a single game last season. The seventh was sophomore defensive end Denzil Ware who played in all 12 games last season with 11 starts.
- UK opponents averaged 44.5 points in the first three games, but in the last eight games, which included top-ranked Alabama, UK's defense has held the opponent to 25.6 ppg.
- Kentucky allowed just one total offensive touchdown in the South Carolina and Vanderbilt games.
- The Cats have forced a turnover in 15 of their past 17 games.
- Kentucky's defense showed vast improvements in the South Carolina game from the start of the season. The defense held South Carolina to just 10 points in the game, a season best.
- It marked the first time Kentucky has held an opponent to 10 points or less since limiting Vanderbilt to seven points in a 17-7 win in 2014 in Commonwealth Stadium.
- The Wildcats held South Carolina to only two pass plays of 20+ yards and no rushing play longer than 12 yards.
- Kentucky had a season-high four sacks vs. the Gamecocks and Commodores after totaling just four sacks in its first three games. It marked the most sacks against an SEC opponent since Nov. 1, 2008 against Mississippi State when UK also had four sacks.
- The Kentucky defense limited South Carolina to just 16 first downs in the game. The last time Kentucky limited an SEC opponent to 16 first downs or less was 13 last season at Vanderbilt.



The statues honoring the first four black men to break the color barrier in SEC football stands in front of UK's new practice facility.

- Two new assistant coaches are on the defensive staff in Steve Clinkscale, defensive backs, and Matt House, inside linebackers/special teams coordinator.

LINEBACKERS

- Sophomore linebacker Jordan Jones has been a menace to opposing offenses, registering 90 tackles to rank third among all SEC defenders with 8.2/game. He also leads the SEC in solo tackles (62). He also has a team-high nine quarterback hurries.
- Courtney Love, a transfer from Nebraska, is third on the team with 62 tackles through 11 games.
- Strongside linebacker Josh Allen has posted 53 tackles with a team-high 6.5 sacks and four forced fumbles, which ranks eighth nationally.
- Sophomore Nico Firios, redshirt freshman Eli Brown and mid-year enrollee Kash Daniel have contributed as well.
- Daniel recorded a career-high seven tackles vs. Austin Peay.
- Brown saw his most extensive action of the season vs. Alabama, registering a career-high 7.0 tackles in the game. Brown came into the game with 5.0 tackles on the season and a previous game-high of 2.0 set against both Florida and New Mexico State.
- Sophomore Kobie Walker played in three games before being sidelined for the season with an injury.

DEFENSIVE LINE

- Looking to fill the void of veteran defensive ends Farrington Huguenin, tackle Cory Johnson, noseguard Melvin Lewis and tackle Reggie Meant from last season has been one of the biggest challenges for defensive line coach Jimmy Brumbaugh.
- The D-line features just one senior in junior college transfer Courtney Miggins along with four juniors (Matt Elam, Naquez Pringle, Alvonte Bell and De'Niro Laster), two sophomores (Denzil Ware and Adrian Middleton) and freshman T.J. Carter.
- Miggins has 26 tackles with five pass breakups and 3.5 tackles for loss this season.
- Junior noseguard Matt Elam recorded 23 stops in 2015.
- Junior college transfer Naquez Pringle saw his first career action vs. Florida and registered five tackles with one tackle for loss. He has 32 tackles on the season.
- Junior college transfer Alvonte Bell earned his first career start vs. New Mexico State and had a career-high seven stops. He has 20 tackles on the season.
- The hybrid end/linebacker position is held by sophomore Denzil Ware, who made 39 tackles last season, including 5.5 tackles for loss. Ware has 54 tackles in 11 games in 2016 with 11.0 TFLs, 5.5 sacks and five quarterback hurries.

- Ware had two sacks vs. South Carolina, the most by a UK player against an SEC opponent since Ridge Wilson against South Carolina in 2011. Allen and Ware matched that mark with two sacks each vs. Vanderbilt.
- De’Niro Laster, a transfer from Minnesota, had 14 tackles in his first five games as a Wildcat before suffering a season-ending knee injury.
- Sophomore defensive tackle Adrian Middleton has started the last nine games at tackle and has totaled 27 tackles and 4.5 TFL.
- Sophomore tackle Tymere Dubose has seen action in nine games and has five tackles.
- Freshman defensive tackle T.J. Carter made his first collegiate appearance in the second quarter vs. UF and has nine tackles in nine games played.

CORNERBACKS

- Kentucky has five cornerbacks with extensive experience, including Freshman All-American and Freshman All-SEC cornerback Chris Westry (72 career tackles, 1.5 TFL, 1 sack, 3 interceptions, 11 pass breakups).
- That experience has shown so far this season as Kentucky has 10 interceptions on the season.
- Kentucky’s six interceptions through the first five games were the most since 2011.
- Sophomore Derrick Baity started the last four games of his freshman season, totaling 19 tackles and two pass breakups. Baity has started in all 11 games this season and has 37 tackles with three interceptions, including one in back-to-back games.
- Senior J.D. Harmon has 35 tackles. He has seven interceptions in his career, including two this season. He also has 16 pass career breakups, one this season.
- Junior Kendall Randolph can play corner or the nickelback position as needed. Randolph has contributed 41 tackles (14 this season) and two PBU.

SAFETIES

- Sophomore Mike Edwards (126 career tackles, 6 TFL, 2 interceptions, 11 PBU, 1 FF) emerged as a starter last season at strong safety and has picked up where he left off. He currently ranks second on the team and sixth in the SEC in tackles per game with 7.9 (87).
- Edwards had a career-high 13 tackles vs. Georgia.
- Versatile Blake McClain can play any position in the defensive backfield and is UK’s starting free safety. He has totaled 174 tackles, 2 interceptions and 21 pass breakups in his career. He currently is fourth on the team in total tackles with 56.
- Senior Marcus McWilson (159 career tackles, 7.0 TFL, 1.5 sacks, 3 PBU, 1 QBH, 1 FF) brings experience at safety. He has 53

tackles in this season with ranks seventh on the team.

- McWilson recorded his second career defensive touchdown when he returned a pick 45 yards for a score against Mississippi State.

KENTUCKY’S YOUNGSTOWN BOYS

As a neighbor of Pittsburgh, a.k.a. Steel City USA, Youngstown, Ohio has a reputation as a blue collar community defined by hard work and relationships forged over generations that are stronger than steel. Kentucky’s football program is, in many ways, defined by that bond as it creates a southern alumni club from Youngstown, the hometown of head coach Mark Stoops and several other key members of the program. Below is a list of staffers and players from Youngstown, Ohio:

Mark Stoops - Head Coach (Cardinal Mooney)
Vince Marrow - Recruiting Coord./Tight Ends (Cardinal Mooney)

Steve Clinkscale - Defensive Backs (Chaney)
Frank Buffano - Director of Operations (Cardinal Mooney)

Mark Pelini - Graduate Assistant (offense) (Cardinal Mooney)

Marcus McWilson - Safety (Cardinal Mooney)
Jordan Jones - Linebacker (Cardinal Mooney)
Tymere Dubose - Defensive Tackle (Youngstown Christian)

Courtney Love - Linebacker (Cardinal Mooney)

WHALEN NAMED KENTUCKY’S SEC FOOTBALL LEGEND

Former tight end James Whalen has been named a 2016 Southeastern Conference Legend for excelling on the gridiron after a true storybook rags-to-riches collegiate career.

Whalen, originally from Portland, Ore., came to Kentucky as a walk-on after playing his freshman season at Shasta College in Redding, Calif. After his family moved to Walton, Ky., because of a job transfer, James decided to transfer. Armed with a highlight tape made by his mother, James visited then-new coach Hal Mumme in the summer of 1997 and asked to tryout as a walk-on. The rest is history.

Whalen came from the depths of obscurity to emerge as UK’s go-to receiver. In three seasons, which included appearances in the Outback Bowl and Music City Bowl, he played in 33 career games with 13 starting assignments and earned first-team All-America honors from the Walter Camp Football Foundation, Associated Press, CNN/SI and CBS SportsLine in 1999. As a senior, he caught 90 passes for 1,019 yards and 10 touchdowns, leading the nation’s tight ends in all three categories while setting an NCAA record for most catches by a tight end in a season. He also was a consensus first-team All-SEC selection and was second-team All-America by Football News and third-team All-America by The Sporting News. He was selected by Tampa Bay in the fifth round of the 2000 National Football League

draft and went on to play four years in the NFL with the Dallas Cowboys.

Whalen graduated from Kentucky with a degree in research communication and currently lives in Aledo, Texas near Fort Worth with his wife, Dannielle, and two children, Whitney and William.

This year’s class includes a Heisman Trophy winner, All-Americans, All-SEC selections and Academic All-Americans as well as NCAA and SEC record holders. The group represents teams that won National and SEC Championships and are represented in state, school and college football halls of fame.

The class will be honored at the 2016 SEC Football “Weekend of Champions” Dec. 2-3 in Atlanta, Ga. The annual SEC Legends Dinner presented by AT&T will be held Dec. 2 at the Hyatt Regency in Atlanta and the group will also be recognized prior to the SEC Football Championship Game, which will be held at the Georgia Dome on Sat., Dec. 3.

STATUE HONORING SEC TRAIL-BLAZERS UNVEILED

The statue honoring the four UK players who broke the color barrier in Southeastern Conference football – Nate Northington, Greg Page, Wilbur Hackett and Houston Hogg – was unveiled at an event at the site of the statue on Sept. 22.

The statue commemorates the playing careers and lives of the first four African-American football players in SEC history. It will be located on a pedestal in the plaza between the new Kentucky Football Training Facility and Commonwealth Stadium, positioned to remind fans, coaches and players of the incredible contributions made by Northington, Page, Hackett and Hogg to the University of Kentucky, the SEC and college football on a national level.

“No four players in our program’s history have better demonstrated the values of courage, determination and selflessness than Nate, Greg, Wilbur and Houston,” Athletics Director Mitch Barnhart said. “The pride we take in calling them Kentucky Wildcats is matched only by our gratitude for what they have done for this university and for college football in the South. We are proud to show that appreciation with the dedication of this statue that will occupy a prominent place at the home of Kentucky football.”

Cast in bronze, the statue features the four pioneers in uniform standing side by side. It was designed and sculpted by J. Brett Grill over the course of a year and after interviews with the three living trailblazers; Page’s brother, Melvin; and teammates of the four. The statue is to scale, with the tallest figure standing approximately seven-and-a-half feet tall. It is 11 feet wide at its base and four feet in depth, weighing around 3,500 pounds.

This year marks the 50th anniversary of Northington and Page’s arrival on the UK



DE'NIRO LASTER, GREG HART AND COURTNEY LOVE IN AFRICA

campus in 1966. Hackett and Hogg would join them a year later. Northington made his varsity debut on Sept. 23, 1967 against Indiana before breaking the SEC's color barrier a week later when UK hosted Ole Miss on Sept. 30, 1967. Tragically, Page – Northington's close friend – passed away just a day prior on Sept. 29 after suffering a neck injury in a practice accident. Hackett and Hogg would carry on Northington and Page's legacy, with Hackett becoming the SEC's first African-American team captain in any sport in 1969.

RICH BROOKS, WESLEY WOODYARD INDUCTED INTO UK ATHLETICS 2016 HALL OF FAME CLASS

The University of Kentucky Athletics Hall of Fame Class of 2016 inducted six new members last weekend. They were Rich Brooks (football), Chuck Hayes (men's basketball), James Johnson (wrestling), Molly Johnson-Belcher (softball), Bernadette Madigan-Dugan (cross country/track and field) and Wesley Woodyard (football).

RICH BROOKS, FOOTBALL, 2003-09

Only coach in school history to guide UK to bowl games in four consecutive years and win three straight bowls ... Took over a program mired in a severe NCAA probation and by 2006 led UK to a 28-20 upset win over Clemson in the Music City Bowl ... Followed with a win over Florida State in the 2007 Music City Bowl, a season which included a Top-10 ranking and victory over No. 1 (and eventual national champion) LSU ... Following 2008 season, defeated East Carolina in the Liberty Bowl and completed his career at the Music City Bowl in 2009 ... Won at least seven games four years in a row, first time that had happened at UK since 1909-12 ... 2009 SEC Coach of the Year by CollegeFootballNews.com ... In last four seasons, led UK to 12 fourth-quarter comeback wins.

WESLEY WOODYARD, FOOTBALL, 2004-07

One of the best defensive players and team leaders in Kentucky history ... First-team All-SEC as a junior and senior ... Made 395 tackles

in his career, seventh in school history ... Led team in tackles three straight years, with at least 100 stops each of the three seasons ... Led the SEC as a senior with 139 tackles ... Unquestioned leader of the defense as the Wildcats posted eight-win seasons and won the 2006 and '07 Music City Bowls ... Led UK in tackles in both bowl triumphs ... Second-team Sophomore All-America ... Also a key contributor in special teams kick coverage ... First-team Freshman All-SEC ... SEC Academic Honor Roll ... UK Athletics Society of Character ... Has played eight years in the NFL with Denver and Tennessee.

FOUR WALK-ONS EARN SCHOLARSHIPS

Coach Stoops awarded scholarships to four deserving walk-ons during preseason camp in juniors Dylan Greenberg and Charles Walker and senior fullbacks Will Thomas Collins and Tanner Fink.

- Fink, a tight end/fullback and native of Elizabethtown, Ky., played in two games last season. He was named Scout Team Player of the Week twice in 2014.
- Collins, also known as "Taco Meat" is a fullback from Jackson, Ky. He saw action in 12 games last season with two starts.
- Greenberg, a right guard and native of Tucson, Ariz., transferred from Youngstown State and sat out the 2014 season. He practiced with the team last season but hasn't seen action yet.
- Walker, a wide receiver from Louisville, Ky., played in all 12 games last season with one start. He finished with five catches for 61 yards and was a weapon on special teams.

2017 SCHEDULE ANNOUNCED

The 2017 Kentucky football schedule will feature seven home games, including visits from Florida, Tennessee and Louisville, and five road games.

Kentucky opens its season on the road against Southern Miss in Hattiesburg, Miss. on Sept. 2 before returning home to face Eastern Kentucky in its home debut at Commonwealth Stadium on Sept. 9. The Wildcats close out

September with a trip to South Carolina on Sept. 16 and then back-to-back home tilts against Florida on Sept. 23 and Eastern Michigan on Sept. 30.

The meat of the Southeastern Conference portion of the schedule begins Oct. 7 when Missouri comes to town to kick off six consecutive games against league foes. After an open date on Oct. 14 the Wildcats travel to Mississippi State on Oct. 21, host Tennessee (Oct. 28) and Ole Miss (Nov. 4) and then cap their conference slate with road games at Vanderbilt on Nov. 11 and Georgia on Nov. 18.

The regular season finale comes on Thanksgiving weekend with a Nov. 25 visit by Louisville to Commonwealth Stadium in the battle for the Governor's Cup.

DATE	OPPONENT	LOCATION
Sept. 2	at Southern Miss	Hattiesburg, Miss.
Sept. 9	EASTERN KENTUCKY	Lexington, Ky.
Sept. 16	at South Carolina	Columbia, S.C.
Sept. 23	FLORIDA	Lexington, Ky.
Sept. 30	EASTERN MICHIGAN	Lexington, Ky.
Oct. 7	MISSOURI	Lexington, Ky.
Oct. 14	Open Date	
Oct. 21	Mississippi State	Starkville, Miss.
Oct. 28	TENNESSEE	Lexington, Ky.
Nov. 4	OLE MISS	Lexington, Ky.
Nov. 11	at Vanderbilt	Nashville, Tenn.
Nov. 18	at Georgia	Athens, Ga.
Nov. 25	LOUISVILLE	Lexington, Ky.

THREE CATS TRAVEL TO ETHIOPIA FOR SERVICE TRIP

- Three Wildcats, Greg Hart, Courtney Love and De'Niro Laster, traveled to Ethiopia in May for UK Athletics' sixth annual service trip to Africa. During the week-long trip, the athletes interacted with the residents of impoverished communities, helped widows and orphans and assisted in renovating houses.

COACHING CHANGES

- Eddie Gran was named assistant head coach of the offense/offensive coordinator as well as running backs coach on Dec. 29, 2015.
- Darin Hinshaw was named the co-offensive coordinator/quarterbacks coach on Dec. 29, 2015.
- Lamar Thomas was named the wide receivers coach on Feb. 2, 2016.
- UK co-defensive coordinator and defensive backs coach, Derrick Ansley, was hired to be the defensive backs coach at Alabama on Feb. 3, 2016. Former Cincinnati co-defensive coordinator, Steve Clinkscale, was hired in late February to replace Ansley.
- Outside linebackers coach Andy Buh left to be the defensive coordinator at Maryland and Matt House, formerly the defensive coordinator at Florida International, was hired in May to take his place. House will coach the inside linebackers and serve as the special teams coordinator. Defensive coordinator D.J. Eliot will now coach the outside linebackers.

MID-YEAR ENROLLEES

- Kentucky welcomed seven mid-year enrollees to the program in January. Three are junior college transfers and four are true freshmen.

Kash Daniel, Linebacker, 6-1, 235, Fr.-HS, Paintsville, Ky. (Paintsville)

Gunnar Hoak, Quarterback, 6-4, 190, Fr.-HS, Dublin, Ohio (Dublin Coffman)

Dakota Holtzclaw, Wide Receiver, 6-7, 215, Fr.-HS, Columbus, Ohio (Worthington Kilbourne)

Drake Jackson, Center, 6-2, 302, Fr.-HS, Versailles, Ky. (Woodford County)

Tate Leavitt, Off. Tackle, 6-6, 310, Jr.-JC, Thornville, Ohio (Sheridan/Hutchinson CC)

Naquez Pringle, Defensive Line, 6-2, 330, Jr.-JC, Georgetown, S.C. (Carvers Bay/Itawamba CC)

Stephen Johnson II, QB, 6-3, 190, Jr.-JC, Rancho Cucamonga, Calif. (Los Osos/Grambling/College of the Desert)

- In 2015, UK added six mid-year enrollees, including high school graduates offensive lineman George Asafo-Adjei, tight end C.J. Conrad, defensive end Kengera Daniel and linebacker Jordan Jones, and two Nebraska transfers, tight end Greg Hart and linebacker Courtney Love.
- The four freshmen all made an immediate impact on the team in their debut season. Asafo-Adjei played in 11 of 12 games with three starts. Conrad played in all 12 games with nine starts and ranked fifth on the team in receptions with 15 catches for 149 yards and a touchdown. He was named third-team Freshman All-America. Daniel saw action in seven games and Jordan Jones charted 10 tackles in nine games played.

ACADEMIC SUCCESS

- Last year, UK had 26 players on the SEC Fall Academic Honor Roll and two (Logan Stenberg and Mason Wolfe) were named to the SEC First-Year Academic Honor Roll.
- Seven Wildcats (Will Thomas Collins, Tanner Fink, Dylan Greenberg, J.D. Harmon, Blake McClain, Jon Toth and Zane Williams) are all expected to graduate in December with their undergraduate degrees.
- Players on track to graduate in May are: Jeff Badet, Greg Hart, Nick Haynes, Jacob Hyde, Jojo Kemp, DeNiro Laster, Courtney Love, Marcus McWilson, Kyle Meadows, Courtney Miggins and Ryan Timmons.
- Several key UK players have strong cumulative GPAs over their academic careers, including Miles Butler (3.949), Charles Walker (3.857), Austin MacGinnis (3.726) and Zach Myers (3.672).

FAMILY TIES AT KENTUCKY

- Senior offensive lineman Zach Myers is the son of former UK offensive lineman Brad Myers (1984-87). Brad blocked for three of the top rushers in UK history - George Adams, Mark Higgs and Marc Logan.

- UK senior wide receiver Ryan Timmons has a twin sister named Raven, who is a student assistant in the football office.
- Redshirt freshman linebacker Elijah Barnett's father, Oliver, starred at UK from 1985-89, before playing six seasons in the NFL.
- Freshman linebacker Drew Schlegel is the son of former Wildcat, Mike Schlegel. Mike was a tackle and team captain at Kentucky from 1992-95.

DID YOU KNOW?

- This is the 126th season of intercollegiate football for the UK football program.
- The Kentucky cheerleaders have won an unprecedented 21 national cheerleading championships, including 17 of the last 21, at the annual Universal Cheerleaders Association championships.
- Kentucky is one of only 10 schools that have won an NCAA men's basketball championship while also having a claim on a national championship in football.
- UK is one of only seven universities in the U.S. that have programs in agriculture, engineering, law, medicine and pharmacy on a single campus.

CATS IN THE NFL



A total of 13 former Kentucky Wildcats are currently on National Football League rosters. Here is the list, along with their years at UK:

Arizona Cardinals

#98 Corey Peters, DT (2006-09)

Atlanta Falcons

#83 Jacob Tamme, TE (2004-07)

Baltimore Ravens

#90 Za'Darius Smith, OLB (2013-14)

#13 Chris Matthews (2009-10)

Chicago Bears

#59 Danny Trevathan, LB (2008-11)

Detroit Lions

#75 Larry Warford, G (2009-12)

Green Bay Packers

#18 Randall Cobb, WR (2008-10)

Los Angeles Rams

#45 Josh Forrest, LB (2012-15)

Pittsburgh Steelers

#48 Bud Dupree, OLB (2011-14)

San Diego Chargers

#13 Steve Johnson, WR (2006-07)

Seattle Seahawks

#87 Ronnie Shields, TE (2011-14)

Tennessee Titans

#54 Avery Williamson (2010-13)

#59 Wesley Woodyard (2004-07)

KENTUCKY CAREER RECORDS

CAREER RECEIVING YARDAGE LEADERS

#	Player	Years	Rec	Yards	Avg	TD
1.	Craig Yeast	1995-98	208	2,899	13.9	28
2.	Keenan Burton	2003-07	189	2,376	12.6	25
3.	Derek Abney	2000-03	197	2,339	11.9	18
4.	Dicky Lyons, Jr.	2004, 2006-08	141	1,752	12.4	18
5.	Quentin McCord	1996, 1998-2000	112	1,743	15.6	15
6.	La'Rod King	2009-12	134	1,706	12.7	17
7.	Randall Cobb	2008-10	144	1,661	11.5	13
8.	Anthony White	1996-99	194	1,520	7.8	8
9.	Felix Wilson	1977-79	90	1,508	16.8	10
10.	Tom Hutchinson	1960-62	94	1,483	15.7	9
11.	Kevin Coleman	1995-98	107	1,428	13.3	13
12.	Larry Seiple	1964-66	72	1,422	19.8	10
13.	Jacob Tamme	2004-07	133	1,417	10.6	11
14.	Garrett Johnson	2014-present	99	1,369	13.8	7
T15.	Rafael Little	2004-07	131	1,324	10.1	5
T15.	James Whalen	1997-99	120	1,324	11.0	13
17.	Jeff Badet	2013, 2015-present	75	1,302	17.4	6
18.	Chris Matthews	2009-10	93	1,289	13.9	12
19.	Rick Kestner	1963-65	82	1,280	15.6	10
20.	Derek Smith	1999-2001	89	1,224	13.8	9
21.	Phil Logan	1987-90	83	1,219	14.7	7
22.	Steve Meilinger	1951-53	75	1,210	16.1	17
23.	Steve Johnson	2006-07	72	1,200	16.6	14
24.	Ryan Timmons	2013-present	105	1,174	11.2	5
25.	Javess Blue	2013-14	72	1,111	15.4	9
26.	Derek Homer	1997-2000	129	1,052	8.2	2

CAREER SCORING LEADERS

#	Player	Years	TDFG	PAT	Pts
1.	Lones Seiber	2006-09	049	158	305
2.	Joey Worley	1984-87	057	75	246
3.	Austin MacGinnis	2014-present	047	101	242
4.	Seth Hanson	1997-98, 2000-01	035	127	232
5.	Taylor Begley	2002-05	036	118	226
	Randall Cobb	2008-10	37 0	2	226
7.	Craig Yeast	1995-98	32 0	0	192
8.	Craig McIntosh	2009-12	031	81	174
9.	Doug Pelfrey	1990-92	034	6	167
10.	George Adams	1981-84	27 0	2	166

CAREER RUSHING LEADERS

#	Player	Years	Att	Yards	Avg.	TD
1.	Sonny Collins	1972-75	777	3,835	4.9	26
2.	Moe Williams	1993-95	618	3,333	5.4	26
3.	Rafael Little	2004-07	580	2,996	5.2	16
4.	Mark Higgs	1984-87	532	2,892	5.4	25
5.	George Adams	1981-84	638	2,648	4.2	25
6.	Derrick Locke	2007-10	518	2,618	5.1	22
7.	Boom Williams	2014-present	341	2,413	7.1	17
8.	Artose Pinner	1999-2002	438	2,105	4.8	17
9.	Marc Logan	1983-86	389	1,769	4.5	11
10.	Derrick Ramsey	1975-77	446	1,764	3.9	25
11.	Anthony White	1996-99	364	1,758	4.8	11
12.	Rodger Bird	1963-65	397	1,699	4.2	21
13.	Derek Homer	1997-2000	353	1,689	4.8	11
14.	Ivy Joe Hunter	1985-88	361	1,687	4.7	19
15.	Bill Leskovar	1949-51	324	1,664	5.1	9
16.	Jojo Kemp	2013-present	325	1,649	5.1	19
17.	Steve Campassi	1972-75	370	1,609	4.3	8
18.	Raymond Sanders	2010-13	340	1,542	4.5	11
19.	Al Baker	1986-90	378	1,534	4.1	15
20.	Mike Fanuzzi	1971-74	344	1,484	4.3	16
21.	Bobby Cravens	1956-58	323	1,448	4.5	6
22.	Tony Dixon	2004, 2006-08	345	1,388	4.0	16
23.	Alfred Rawls	1988-89	286	1,370	4.8	16

CAREER RUSHING TOUCHDOWNS

#	Player	Years	TD
1.	Sonny Collins	1972-75	26
	Moe Williams	1993-95	26
3.	George Adams	1981-84	25
	Mark Higgs	1984-87	25
	Derrick Ramsey	1975-77	25
6.	Derrick Locke	2007-10	22
7.	Rodger Bird	1963-65	21
8.	Jojo Kemp	2013-present	19
	Ivy Joe Hunter	1985-88	19
10.	Boom Williams	2014-present	17

KENTUCKY IN OVERTIME GAMES

- Kentucky is 3-6 in overtime all-time, including a 3-4 mark at home and 0-2 record away.

Date	Opponent	Home/Away	Number of Overtimes	Final Score
Oct. 4, 1997	Alabama	Home	1	W, 40-34
Sept. 2, 2000	Louisville	Away	1	L, 40-34
Nov. 1, 2003	Arkansas	Home	7 (NCAA record)	L, 71-63
Oct. 13, 2007	LSU	Home	3	W, 43-37
Nov. 24, 2007	Tennessee	Home	4	L, 52-50
Nov. 28, 2009	Tennessee	Home	1	L, 30-24
Sept. 15, 2012	Western Kentucky	Home	1	L, 32-31
Sept. 13, 2014	Florida	Away	3	L, 36-30
Oct. 3, 2015	Eastern Kentucky	Home	1	W, 34-27

KENTUCKY'S ALL-TIME COMEBACK WINS

1. -18 Oct. 16, 2010: Trailing South Carolina 28-10 in the third quarter, went on to win 31-28 (at Kentucky)
2. -17 Sept. 19, 1998: Trailing Indiana 20-3 in the second quarter, went on to win 31-27 (at Kentucky)
- 17 Oct. 25, 2003: Trailing Mississippi State 17-0 in the second quarter, went on to win 42-17 (at Kentucky)
4. -14 Nov. 2, 1991: Trailing Cincinnati 14-0 in the second quarter, went on to win 20-17 (at Kentucky)
- 14 Nov. 21, 2009: Trailing Georgia 27-13 in the third quarter, went on to win 34-27 (at Georgia)
- 14 Oct. 4, 2014: Trailing South Carolina 38-24 in the fourth quarter, went on to win 45-38 (at Kentucky)
- 14 Oct. 3, 2015: Trailing Eastern Ky. 27-13 in the fourth quarter, went on to win 34-27 in overtime (at Kentucky)
8. -13 Oct. 17, 1914: Trailing Mississippi A&M (now Mississippi State) 13-0 in the second quarter, went on to win 19-13 (at Kentucky)
- 13 Dec. 29, 1984: Trailing Wisconsin 13-0 in the first quarter of the Hall of Fame Bowl, went on to win 20-19
- 13 Sept. 16, 2000: Trailing Indiana 20-7 in the second quarter, went on to win 41-34 (at Kentucky)
- 13 Nov. 13, 2004: Trailing Vanderbilt 13-0 in the fourth quarter, went on to win 14-13 (at Kentucky)
- 13 Sept. 22, 2007: Trailing Arkansas 20-7 in the second quarter, went on to win 42-29 (at Arkansas)
- 13 Oct. 13, 2007: Trailing LSU 27-14 in the third quarter, went on to win 43-37 in three overtimes (at Kentucky)
- 13 Oct. 18, 2008: Trailing Arkansas 20-7 in the fourth quarter, went on to win 21-20 (at Kentucky)
- 13 Jan. 2, 2009: Trailing East Carolina 16-3 in the third quarter of the Liberty Bowl, went on to win 25-19
- 13 **Nov. 19, 2016: Trailing Austin Peay 13-0 in the second quarter, went on to win 49-13 (at Kentucky)**
16. -11 Nov. 16, 1974: Trailing Florida 17-6 in the second quarter, went on to win 41-24 (at Kentucky)
- 11 Nov. 9, 1996: Trailing Mississippi State 14-3 in the second quarter, went on to win 24-21 (at Kentucky)
- 11 Nov. 7, 1998: Trailing Mississippi State 29-18 in the third quarter, went on to win 37-35 (at Kentucky)
- 11 Nov. 4, 2006: Trailing Georgia 14-3 in the second quarter, went on to win 24-20 (at Kentucky)
- 11 Oct. 11, 2014: Trailing Louisiana-Monroe 14-3 in the second quarter, went on to win 48-14 (at Kentucky)
- 11 **Oct. 22, 2016: Trailing Mississippi State 14-3 in the second quarter, went on to win 40-38 (at Kentucky)**
22. -10 Nov. 1, 1913: Trailing Earlham 10-0 in the second quarter, went on to win 28-10 (at Kentucky)
- 10 Oct. 23, 1965: Trailing Georgia 10-0 in the second quarter, went on to win 28-10 (at Kentucky)
- 10 Nov. 5, 1966: Trailing Vanderbilt 10-0 in the fourth quarter, went on to win 14-10 (at Kentucky)
- 10 Oct. 1, 1977: Trailing Penn State 10-0 in the first quarter, went on to win 24-20 (at Penn State)
- 10 Oct. 14, 1978: Trailing Ole Miss 10-0 in the third quarter, went on to win 24-17 (at Ole Miss)
- 10 Nov. 7, 1981: Trailing Vanderbilt 10-0 in the second quarter, went on to win 17-10 (at Vanderbilt)
- 10 Oct. 12, 1985: Trailing Mississippi State 10-0 in the second quarter, went on to win 33-19 (at Kentucky)
- 10 Oct. 27, 1990: Trailing Georgia 10-0 in the second quarter, went on to win 26-24 (at Kentucky)
- 10 Sept. 23, 1993: Trailing South Carolina 17-7 in the fourth quarter, went on to win 21-17 (at South Carolina)
- 10 Sept. 16, 1995: Trailing Indiana 10-0 in the second quarter, went on to win 17-10 (at Indiana)
- 10 Sept. 10, 2011: Trailing Central Michigan 13-3 in the second quarter, went on to win 27-13 (at Kentucky)



Commonwealth Stadium

On game day, Commonwealth Stadium often becomes the third-largest city in Kentucky.

- Since its opening in 1973, Kentucky has played 285 games within the friendly confines of Commonwealth Stadium. UK has a 152-129-4 record in CWS (.540), 16-13 under Mark Stoops.
- UK announced its first sellout since 2010 when 62,933 fans attended the season opener vs. Louisiana Lafayette on Sept. 5, 2015.
- Since the 1999 expansion, UK has averaged 63,030 fans per game and ranked in the nation's top 30 teams in attendance for 13 seasons. Both the single game and season attendance record has been broken in recent years.
- The playing surface is named C.M. Newton Field in honor of the former UK Director of Athletics.

Commonwealth Stadium Renovations:

Through a \$125-million reinvention, Commonwealth Stadium has been transformed into a state-of-the-art facility. As the Kentucky football program enters a new era, the Big Blue Nation enjoys an intimate game-day atmosphere to match. The experience begins outside the stadium, as the longtime home of the Wildcats has undergone a dramatic external facelift. The new Commonwealth Stadium has taken on a modern look, but one that remains uniquely Kentucky. Inside, the capacity of Commonwealth has been reduced over the course of the two-year project, but the value of all remaining seats has been increased, from the top of the upper deck to front-row seats at midfield. Concourses have been revamped and widened throughout the stadium with improved concessions, restrooms and security. Players and coaches will reap the benefits of the new Commonwealth Stadium as well, as new home-team facilities has been built, while a new multi-purpose recruiting room plays host to future Wildcats on their on-campus visits. For more information, visit TheNewCWS.com.

Facts and Figures on Commonwealth Stadium:

Seating Capacity: 61,000, including the Commonwealth Suites.

Playing Field: UK switched from natural grass to synthetic turf for the 2015 season. Other SEC schools with a turf surface are: Arkansas, Mississippi State, Missouri and Vanderbilt.

Video Boards: Video boards by Daktronics measuring at 39 by 79 feet, each, bring a total of 6,162 square feet of video capability. The video boards put UK among the nation's leaders in video square footage. The interior seating bowl also has LED ribbon boards.

Sound System: Sportsound system delivers pounding bass energy, smooth mid- and high-range frequencies, and high-impact entertainment. Components of the sound system include a main speaker cluster behind the end zone, under-balcony speakers and concourse speakers.

Game Day Experiences

The "Cat Walk" on Talbott Todd Way: With the unveiling of the new \$45 million Kentucky Football Training Facility this summer, the headquarters of the program have moved next door to Commonwealth. That means the Cat Walk presented by Chevy will still begin outside Gate 1 two hours and 15 minutes prior to kickoff, but the team will proceed past Gate 1 and between Commonwealth Stadium and Nutter Field House which has been dedicated to former Wildcat Talbott Todd (1963-65). Todd is an avid supporter of the program who was diagnosed with ALS in 2015. From Talbott Todd Way they will walk to the locker room in the Kentucky Football Training Facility. The new Cat Walk route is expected to be more engaging and intimate and fans are encouraged to line up between Gate 1 and Commonwealth Stadium.

Coca Cola Fan Zone: Fans of all ages, but especially the younger Wildcats, will enjoy playing at the Fan Zone located in Nutter Field House. It will have inflatable games, free posters, face tatoos and more, available two hours before kickoff.

TOP ATTENDANCES FOR THE NEW CWS

1.	63,407	Auburn, 2015
2.	63,380	EKU, 2015
3.	63,040	Florida, 2015
4.	62,933	UL Lafayette, 2015
5.	62,512	Louisville, 2015

NUMERICAL ROSTER

1 Ryan Timmons, WR, Frankfort, Ky.
2 Dorian Baker, WR, Cleveland Heights, Ohio
3* Jordan Griffin, DB, Jonesboro, Ga.
3* Jojo Kemp, RB, DeLand, Fla.
5 Kendall Randolph, CB, Tallahassee, Fla.
6 Blake Bone, WR, Woodruff, S.C.
7 Drew Barker, QB, Burlington, Ky.
8* Bryan Berezowitz, WR, Lexington, Ky.
8* Kobie Walker, LB, Baltimore, Md.
9* Garrett Johnson, WR, Winter Garden, Fla.
9* Davonte Robinson, CB, Lexington, Ky.
10 Asim "A.J." Rose, RB, Cleveland, Ohio
11 J.D. Harmon, CB, Paducah, Ky.
12* Antonio Hassell, DB, Louisville, Ky.
12* Gunnar Hoak, QB, Dublin, Ohio
13 Jeff Badet, WR, Orlando, Fla.
14 Luke Wright, QB, Atlanta, Ga.
15* Stephen Johnson, QB, Rancho Cucamonga, Calif.
15* Marcus McWilson, S, Youngstown, Ohio
16* Davis Mattingly, QB, Louisville, Ky.
16* Marcus Walker, S, Lake Wales, Fla.
17* Tobias Gilliam, DB, Dayton, Ohio
17* Alexander Montgomery, WR, Weston, Fla.
18 "Boom" Williams, RB, Monroe, Ga.
19 Kayaune Ross, WR, West Chester, Ohio
20* Kengera Daniel, DE, Raleigh, N.C.
20* Ryan Kendall, WR, Charlotte, N.C.
21 Chris Westry, CB, Orange Park, Fla.
22* Sihiem King, RB, Colquitt, Ga.
22* Casius Smith, DB, Lexington, Ky.
23* Brayden Berezowitz, WR, Lexington, Ky.
23* Terrell Scruggs, DB, Louisville, Ky.
24* Zach Johnson, RB, Cincinnati, Ohio
24* Blake McClain, CB, Winter Park, Fla.
25* Harold Turks, RB, Nashville, Tenn.
25* Darius West, S, Lima, Ohio
26* Jack Jackson, DB, Lexington, Ky.
26* Benny Snell Jr., RB, Westerville, Ohio
27 Mike Edwards, S, Cincinnati, Ohio
28 Kei Beckham, CB, Trotwood, Ohio
29 Derrick Baity, CB, Tampa, Fla.
30* Isaiah Brown, CB, Martinez, Ga.
30* Marvin Robinson, WR, Fort Lauderdale, Fla.
31* David Bouvier, WR, Lexington, Ky.
31* Jamar "Boogie" Watson, LB, Forestville, Md.
32* Eli Brown, LB, Bowling Green, Ky.
32* William Mahone, RB, Cincinnati, Ohio
33 Roland Walder, LB, Dayton, Ohio
34 Jordan Jones, LB, Youngstown, Ohio
35 Denzil Ware, DE/LB, Opp, Ala.
36* Jacob Hyde, NG/FB, Manchester, Ky.
36* Jake Sauder, TE, Pittsburgh, Penn.
37 Spencer Foy, LB, Louisville, Ky.
38 Alex Brownell, LB, Union, Ky.
39 Elijah Barnett, LB, Lexington, Ky.
40 Nico Firiros, LB, Longwood, Fla.
41 Josh Allen, LB, Montclair, N.J.
42* Kynan Smith, WR, Taylorsville, Ky.
42* Tristan Yeomans, LS, Waycross, Ga.
43 Logan Blue, LB/LS, Owensboro, Ky.
44 De'Niro Laster, LB, Cleveland Heights, Ohio
45 Jaylin Bannerman, LB, Pickerington, Ohio
46 Drew Schlegel, LB, Parker, Colo.
47 Jordan Bonner, LB, Lyndhurst, Ohio

ALPHABETICAL ROSTER

41 Josh Allen LB 6-5 230 So-1L Montclair, N.J. (Montclair)
64 George Asafo-Adjei OT 6-5 315 So-1L West Chester, Ohio (Lakota West)
13 Jeff Badet WR 6-0 180 Jr-2L Orlando, Fla. (Freedom)
29 Derrick Baity CB 6-3 182 So-1L Tampa, Fla. (H.B. Plant)
2 Dorian Baker WR 6-3 208 Jr-2L Cleveland Heights, Ohio (Cleveland Heights)
45 Jaylin Bannerman LB 6-5 220 Fr-HS Pickerington, Ohio (Pickerington Central)
7 Drew Barker QB 6-3 225 So-1L Burlington, Ky. (Conner)
39 Elijah Barnett LB 6-3 230 Fr-RS Lexington, Ky. (Henry Clay)
55 David Baumer OG 6-5 309 So-Sq Cincinnati, Ohio (LaSalle)
28 Kei Beckham CB 5-11 175 Fr-RS Trotwood, Ohio (Trotwood-Madison)
92 Alvonte Bell DE 6-5 260 Jr-JC Miramar, Fla. (Everglades/Pearl River CC)
23 Brayden Berezowitz WR 5-9 158 Fr-HS Lexington, Ky. (Henry Clay)
8* Bryan Berezowitz WR 5-9 165 Fr-HS Lexington, Ky. (Henry Clay)
53 Blake Best LS 6-1 246 Fr-RS Duluth, Ga. (Peachtree Ridge)
43 Logan Blue LB/LS 6-4 240 So-Sq Owensboro, Ky. (Owensboro)
6 Blake Bone WR 6-5 213 Jr-2L Woodruff, S.C. (Woodruff)
47 Jordan Bonner LB 6-5 220 So-JC Lyndhurst, Ohio (Brush/NE Oklahoma A&M)
31* David Bouvier WR 5-9 171 So-Sq Lexington, Ky. (Lexington Catholic)
32* Eli Brown LB 6-2 215 Fr-RS Bowling Green, Ky. (Warren East)
30* Isaiah Brown CB 6-0 180 FR-RS Martinez, Ga. (Augusta Christian)
38 Alex Brownell LB 6-2 215 Fr-RS Union, Ky. (Ryle)
95 Miles Butler K 5-9 171 So-1L Paducah, Ky. (Tilghman)
90 T.J. Carter DE 6-4 275 Fr-HS Mableton, Ga. (Whitefield Academy)
48* Will Thomas Collins FB 5-11 241 Sr-1L Jackson, Ky. (Breathitt County/Pikeville)
87 C.J. Conrad TE 6-5 245 So-1L LaGrange, Ohio (Keystone)
93* Ja'Quize Cross DL 6-3 312 Fr-HS New Market, Ala. (Buckhorn)
56 Kash Daniel LB 6-1 241 Fr-HS Paintsville, Ky. (Paintsville)
20* Kengera Daniel DE 6-5 260 So-1L Raleigh, N.C. (Millbrook)
98 Tymere Dubose DT 6-5 320 So-1L Youngstown, Ohio (Youngstown Christian)
27 Mike Edwards S 6-0 200 So-1L Cincinnati, Ohio (Winton Woods)
69* Matt Elam NG 6-7 360 Jr-2L Elizabethtown, Ky. (John Hardin)
49 Tanner Fink TE/FB 6-2 251 Sr-Sq Louisville, Ky. (North Oldham)
40 Nico Firiros LB 6-2 242 So-Sq Longwood, Fla. (Lyman)
79 Luke Fortner OT 6-6 305 Fr-HS Sylvania, Ohio (Sylvania Northview)
37 Spencer Foy LB 6-4 226 So-Tr Louisville, Ky. (St. Xavier/Louisville)
17* Tobias Gilliam DB 5-11 193 Fr-HS Dayton, Ohio (Wayne)
62 Dylan Greenberg RG 6-2 302 Jr-Sq Tucson, Ariz. (Salpointe Catholic/Youngstown State)
82 Jabari Greenwood WR 6-3 195 Fr-RS Washington, D.C. (Gonzaga)
3* Jordan Griffin DB 6-0 177 Fr-HS Jonesboro, Ga. (Jonesboro)
11 J.D. Harmon CB 6-2 200 Sr-3L Paducah, Ky. (Tilghman)
85 Greg Hart TE 6-5 245 Jr-Tr Dayton, Ohio (Archbishop Alter/Nebraska)
12* Antonio Hassell DB 6-0 175 Fr-HS Louisville, Ky. (DuPont Manual)
68 Nick Haynes OG 6-3 316 Jr-2L Niceville, Fla. (Niceville)
12* Gunnar Hoak QB 6-4 200 Fr-HS Dublin, Ohio (Dublin Coffman)
81 Dakota Holtzclaw WR 6-7 216 Fr-HS Columbus, Ohio (Worthington Kilbourne)
89 Zy'Aire Hughes ATH 6-1 190 Fr-HS Paducah, Ky. (McCracken County)
36* Jacob Hyde NG/FB 6-2 320 Jr-Sq Manchester, Ky. (Clay County)
52 Drake Jackson C 6-2 302 Fr-HS Versailles, Ky. (Woodford County)
26* Jack Jackson DB 5-11 165 Fr-HS Lexington, Ky. (Henry Clay)
9* Garrett Johnson WR 5-11 175 Jr-2L Winter Garden, Fla. (West Orange)
15* Stephen Johnson QB 6-2 183 Jr-JC Rancho Cucamonga, Calif. (Los Osos/Grumbling College of the Desert)
24* Zach Johnson RB 5-10 193 Fr-HS Cincinnati, Ohio (Colerain)
34 Jordan Jones LB 6-2 220 So-1L Youngstown, Ohio (Cardinal Mooney)
3* Jojo Kemp RB 5-10 200 Sr-3L DeLand, Fla. (DeLand)
20* Ryan Kendall WR 5-10 193 So-Sq Charlotte, N.C. (Cuthbertson)
22* Sihiem King RB 5-9 172 So-1L Colquitt, Ga. (Colquitt County)
97 Kevin Kirby DL 6-6 270 Fr-HS Louisville, Ky. (Waggener)
93* Bryan Kirshe P 6-0 150 So-Sq Sarasota, Fla. (Out of Door Academy)
44 De'Niro Laster LB 6-4 241 Jr-Tr Cleveland Heights, Ohio (Cleveland Heights/Minnesota)
75 Tate Leavitt OT 6-6 310 Jr-JC Thornville, Ohio (Sheridan/Hutchinson CC)
59 Kordell Looney DT 6-3 285 Fr-HS Springfield, Ohio (Springfield)
51 Courtney Love LB 6-2 242 Jr-Tr Youngstown, Ohio (Cardinal Mooney/Nebraska)
99* Austin MacGinnis K 5-10 180 Jr-2L Wedowee, Ala. (Prattville)
32* William Mahone RB 5-9 200 Jr-Sq Cincinnati, Ohio (Lakota East)
16 Davis Mattingly QB 6-4 217 Fr-RS Louisville, Ky. (Male)
24* Blake McClain CB 5-11 200 Sr-3L Winter Park, Fla. (Winter Park)
86 Grant McKinniss P 6-1 210 Fr-HS Findlay, Ohio (Findlay)
15* Marcus McWilson S 6-0 210 Sr-3L Youngstown, Ohio (Cardinal Mooney)
73 Kyle Meadows OT 6-5 300 Jr-2L West Chester, Ohio (Lakota West)
69* Ramsey Meyers OG 6-4 305 Jr-2L Orange Park, Fla. (Ridgeview)
99* Adrian Middleton DT 6-3 303 So-1L Bowling Green, Ky. (South Warren)
94 Courtney Miggins DT 6-5 285 Sr-1L Lithonia, Ga. (Miller Grove/Pearl River CC)

NUMERICAL ROSTER

48* Will Thomas Collins, FB, Jackson, Ky.
 48* Brett Slusher, DB, Fort Mitchell, Ky.
 49 Tanner Fink, TE/FB, Louisville, Ky.
 51 Courtney Love, LB, Youngstown, Ohio
 52 Drake Jackson, C, Versailles, Ky.
 53 Blake Best, LS, Duluth, Ga.
 54 Colton Piatt, LS, Nashville, Tenn.
 55 David Baumer, OG, Cincinnati, Ohio
 56 Kash Daniel, LB, Paintsville, Ky.
 57 Zach Myers, C, Miamisburg, Ohio
 59 Kordell Looney, DT, Springfield, Ohio
 60 Calvin Taylor Jr., DE, Augusta, Ga.
 61 Tristen Salyer, OT, Oil Springs, Ky.
 62 Dylan Greenberg, RG, Tucson, Ariz.
 63 Wells Purdom, OL, Paducah, Ky.
 64 George Asafo-Adjei, OT, West Chester, Ohio
 65 Jervontius Stallings, C, McComb, Miss.
 67 Landon Young, OL, Lexington, Ky.
 68 Nick Haynes, OG, Niceville, Fla.
 69* Matt Elam, NG, Elizabethtown, Ky.
 69* Ramsey Meyers, OG, Orange Park, Fla.
 71 Logan Stenberg, OG, Madison, Ala.
 72 Jon Toth, C, Indianapolis, Ind.
 73 Kyle Meadows, OT, West Chester, Ohio
 74 Cole Mosier, OG, Walton, Ky.
 75 Tate Leavitt, OT, Thornville, Ohio
 77* Naquez Pringle, DT, Georgetown, S.C.
 77* Mason Wolfe, OT, Henderson, Ky.
 78 Zane Williams, DT, Lexington, Ky.
 79 Luke Fortner, OT, Sylvania, Ohio
 80 Tavin Richardson, WR, Greer, S.C. (Byrnes)
 81 Dakota Holtzclaw, WR, Columbus, Ohio
 82 Jabari Greenwood, WR, Washington, D.C.
 83 Justin Rigg, TE, Springboro, Ohio
 84 Charles Moushey, WR, Westerville, Ohio
 85 Greg Hart, TE, Dayton, Ohio
 86 Grant McKinniss, P, Findlay, Ohio
 87 C.J. Conrad, TE, LaGrange, Ohio
 88 Charles Walker, WR, Louisville, Ky.
 89 Zy'Aire Hughes, ATH, Paducah, Ky.
 90 T.J. Carter, DE, Mableton, Ga.
 91 Tyler Pack, K, Paintsville, Ky.
 92 Alvonte Bell, DE, Miramar, Fla.
 93* Ja'Quize Cross, DL, New Market, Ala.
 93* Bryan Kirshe, P, Sarasota, Fla.
 94 Courtney Miggins, DT, Lithonia, Ga.
 95 Miles Butler, K, Paducah, Ky.
 97 Kevin Kirby, DL, Louisville, Ky.
 98 Tymere Dubose, DT, Youngstown, Ohio
 99* Austin MacGinnis, K, Wedowee, Ala.
 99* Adrian Middleton, DT, Bowling Green, Ky.

ALPHABETICAL ROSTER

17* Alexander Montgomery	WR	6-2	210	Jr-2L	Weston, Fla. (Cypress Bay)
74 Cole Mosier	OG	6-6	335	Jr-2L	Walton, Ky. (Walton-Verona)
84 Charles Moushey	WR	6-0	180	Jr-Sq	Westerville, Ohio (Westerville Central)
57 Zach Myers	C	6-3	305	Sr-2L	Miamisburg, Ohio (Miamisburg)
91 Tyler Pack	K	6-4	220	Fr-HS	Paintsville, Ky. (Johnson Central)
54 Colton Piatt	LS	6-3	221	Fr-HS	Nashville, Tenn. (Lipscomb Academy)
77* Naquez Pringle	DT	6-3	320	Jr-JC	Georgetown, S.C. (Carvers Bay/Itawamba CC)
63 Wells Purdom	OL	6-2	294	Fr-HS	Paducah, Ky. (McCracken County)
5 Kendall Randolph	CB	6-0	182	Jr-2L	Tallahassee, Fla. (Lincoln)
80 Tavin Richardson	WR	6-3	216	Fr-RS	Greer, S.C. (Byrnes)
83 Justin Rigg	TE	6-6	251	Fr-HS	Springboro, Ohio (Springboro)
9* Davonte Robinson	CB	6-2	187	Fr-HS	Lexington, Ky. (Henry Clay)
30* Marvin Robinson	WR	6-4	175	Fr-HS	Fort Lauderdale, Fla. (Stranahan)
10 Asim "A.J." Rose	RB	6-1	200	Fr-HS	Cleveland, Ohio (Garfield Heights)
19 Kayaune Ross	WR	6-6	225	So-JC	West Chester, Ohio (Lakota West/Phoenix College)
61 Tristen Salyer	OT	6-5	306	Fr-RS	Oil Springs, Ky. (Johnson Central)
36* Jake Sauder	TE	6-3	240	Fr-HS	Pittsburgh, Penn. (North Catholic)
46 Drew Schlegel	LB	5-11	202	Fr-HS	Parker, Colo. (Regis Jesuit)
23* Terrell Scruggs	DB	6-0	175	Fr-HS	Louisville, Ky. (DuPont Manual)
48* Brett Slusher	DB	6-2	195	Fr-HS	Fort Mitchell, Ky. (Beechwood)
26* Benny Snell Jr.	RB	5-11	220	Fr-HS	Westerville, Ohio (Westerville Central)
22* Casius Smith	DB	5-10	165	Fr-HS	Lexington, Ky. (Henry Clay)
42* Kynan Smith	WR	6-2	188	Fr-RS	Taylorsville, Ky. (Spencer County)
65 Jervontius Stallings	C	6-3	318	So-Sq	McComb, Miss. (Spain Park)
71 Logan Stenberg	OG	6-6	318	Fr-RS	Madison, Ala. (James Clemens)
60 Calvin Taylor Jr.	DE	6-9	295	Fr-RS	Augusta, Ga. (Augusta Christian)
1 Ryan Timmons	WR	5-10	198	Sr-3L	Frankfort, Ky. (Franklin County)
72 Jon Toth	C	6-5	310	Sr-3L	Indianapolis, Ind. (Brebeuf Jesuit)
25* Harold Turks	RB	5-10	175	Fr-HS	Nashville, Tenn. (Montgomery Bell Academy)
33 Roland Walder	LB	6-3	215	Fr-HS	Dayton, Ohio (Trotwood-Madison)
88 Charles Walker	WR	5-11	203	Jr-2L	Louisville, Ky. (St. Xavier)
8* Kobie Walker	LB	6-3	215	So-Sq	Baltimore, Md. (Our Lady of Good Counsel)
16* Marcus Walker	S	6-1	202	Fr-RS	Lake Wales, Fla. (Lake Wales)
35 Denzil Ware	DE/LB	6-2	255	So-1L	Opp, Ala. (Senior)
31* Jamar "Boogie" Watson	LB	6-3	234	Fr-HS	Forestville, Md. (Bishop McNamara)
25* Darius West	S	6-0	210	So-1L	Lima, Ohio (Central Catholic)
21 Chris Westry	CB	6-4	195	So-1L	Orange Park, Fla. (Oakleaf)
18 Stanley "Boom" Williams	RB	5-9	196	Jr-2L	Monroe, Ga. (George Walton Academy)
78 Zane Williams	DT	6-4	290	Sr-Sq	Lexington, Ky. (Dunbar)
77* Mason Wolfe	OT	6-6	305	Fr-RS	Henderson, Ky. (Henderson County)
14 Luke Wright	QB	6-4	206	So-Tr	Atlanta, Ga.
42* Tristan Yeomans	LS	6-2	190	So-JC	(Holy Innocents' Episcopal/Cincinnati)
67 Landon Young	OL	6-7	305	Fr-HS	Waycross, Ga.
					(Ware County/New Mexico Military Institute)
					Lexington, Ky. (Lafayette)

PRONUNCIATION GUIDE

George Asafo-Adjei: ah-SAH-fo ad-JAY
 Jeff Badet: bah-DETT
 Derrick Baity: same as "batey"
 Kei Beckham: same as "key"
 Bryan and Brayden Berezowitz: BREZ-o-wits
 Alvonte Bell: al-VON-tay
 David Bouvier: Boo-VEE-ay (long "a" sound)
 Kengera Daniel: ken-JAIR-uh
 Tymere Dubose: du-BOSE
 Nico Farios: NEE-ko FEER-ee-ose
 Jabari Greenwood: jah-BAR-ee
 Zy'Aire Hughes: ZY-air

Sihem King: sah-HEEM
 Bryan Kirshe: KER-she
 William Mahone: Ma-HONE (no long "e" sound)
 Cole Mosier: MO-zher
 Charles Moushey: Moo-SHAY
 Tavin Richardson: TAY-vin
 Kayaune Ross: KAY-juan
 Jervontius Stallings: jer-VON-tee-us
 Jon Toth: TOETH (long "o" sound)
 Tristan Yeomans: YO-mans
 Denzil Ware: den-ZEL



KENTUCKY

Scored 40 points: 49 vs. Austin Peay, Nov. 19, 2016
 Scored 50 points: 62 vs. New Mexico State, Sept. 17, 2016
 Scored 60 points: 62 vs. New Mexico State, Sept. 17, 2016
 Scored 70 points: 77 vs. Texas El-Paso, Sept. 7, 2002
 Scored 80 points: 83 vs. North Dakota, Nov. 18, 1950
 Shut Out an Opponent: vs. Miami (42-0), Sept. 5, 2009
 Shut Out an Opponent in the 2nd half: vs. Austin Peay, Nov. 19, 2016
 Scored on first series: TD vs. Tennessee, Nov. 13, 2016
 Scored on first play from scrimmage of game: vs. UL Lafayette, Sept. 5, 2015
 Scored a TD on first series: vs. Tennessee, Nov. 13, 2016
 Had 25 First Downs: 29 vs. Tennessee, Nov. 13, 2016
 Had 30 First Downs: 30 vs. Mississippi State, Oct. 25, 2015
 Had 250 yards rushing: 281 vs. Austin Peay, Nov. 19, 2016
 Had 300 yards rushing: 443 vs. Tennessee, Nov. 13, 2016
 Had 400 yards rushing: 443 vs. Tennessee, Nov. 13, 2016
 Had below 50 yards rushing: 48 vs. Florida, Sept. 28, 2013
 Had 300 yards passing: 311 vs. New Mexico State, Sept. 17, 2016
 Had 400 yards passing: 401 vs. Mississippi State, Oct. 25, 2014
 Had below 50 yards passing: 49 vs. Vanderbilt, Oct. 8, 2016
 Had 300 yards rushing and passing: (381/311) vs. New Mexico State, Sept. 17, 2016
 Had 500 yards total offense: 635 vs. Tennessee, Nov. 13, 2016
 Had 600 yards total offense: 635 vs. Tennessee, Nov. 13, 2016
 Had below 200 yards total offense: 161 at Alabama, Oct. 1, 2016
 Held opp. below 100 yards rushing: 91 vs. South Carolina, Sept. 24, 2016
 Held opp. below 50 yards rushing: -2 vs. Samford, Nov. 17, 2012
 Held opp. below 100 yards passing: 27 vs. Austin Peay, Nov. 19, 2016
 Held opp. below 50 yards passing: 27 vs. Austin Peay, Nov. 19, 2016
 Held opponent below 200 yards total offense: 139 vs. Vanderbilt, Sept. 27, 2014
 Held opp. below 100 yards total offense: 91 vs. Vanderbilt, Nov. 16, 1996
 Recorded a safety: at Mississippi State, Nov. 24, 2013
 Recorded zero penalties: vs. Auburn, Oct. 17, 2009
 Had a player with 30 rush attempts: 38 by Benny Snell vs. Missouri, Oct. 29, 2016
 Had a player rush for 100 yards: 152 Benny Snell vs. Austin Peay, Nov. 19, 2016
 Had 2 players rush for 100 yards: Benny Snell (192) and Boom Williams (182) vs. Missouri, Oct. 29, 2016
 Had 2 players rush for 175 yards or more: Benny Snell (192) and Boom Williams (182) vs. Missouri, Oct. 29, 2016
 Had a player rush for 100 yards in consecutive games: Benny Snell, 3 (10/22-11/05/16)
 Had a player rush for 100 yards in four consecutive games: Derrick Locke, 2010
 Had a true freshman rush for 100 yards: 152 by Benny Snell vs. Austin Peay, Nov. 19, 2016
 Had a player rush for 200 yards: 224 by Artose Pinner vs. Vanderbilt, Nov. 16, 2002
 Had 4 players with 50+ yards rushing in the same game: 5 vs. Tennessee, Nov. 12, 2016
 Had a player with 3 rushing touchdowns: 4 by Benny Snell vs. New Mexico State, Sept. 17, 2016
 Had a player with 4 rushing touchdowns: 4 by Benny Snell vs. New Mexico State, Sept. 17, 2016
 Had a player with 50 pass attempts: 60 by Maxwell Smith, vs. WKU, Sept. 15, 2012
 Had a player with 60 pass attempts: 60 by Maxwell Smith, vs. WKU, Sept. 15, 2012
 Had a player with 30 pass completions: 37 by Maxwell Smith, vs. WKU, Sept. 15, 2012
 Had a player with 300 passing yards: 310 by Stephen Johnson vs. New Mexico State, Sept. 17, 2016
 Had 2 players pass for 100 yards: Maxwell Smith (109), Jalen Whitlow (105) vs. Louisville, Sept. 14, 2013
 Had a player with 3 or more touchdowns passes: 3 by Stephen Johnson vs. New Mexico State, Sept. 17, 2016
 Had a player with 2 passing touchdowns and 2 rushing touchdowns: Patrick Towles, vs. Mississippi State, Oct. 25, 2014
 Had a player with 10 pass receptions: 10 by Ryan Timmons vs. Ohio, Sept. 6, 2014
 Had a player with 100 yards receiving: 104 by Jeff Badet, vs. Missouri, Oct. 29, 2016
 Had a player with consecutive 100-yard receiving games: Jeff Badet, 2 (10/22-10/29/16)
 Had 2 players with 100 yards receiving: 116 by Matt Roark and 102 by La'Rod King, vs. Ole Miss, Nov. 5, 2011
 Had a player with 3 touchdown receptions: 3 by C.J. Conrad vs. New Mexico State, Sept. 17, 2016
 Had a player with 100 rushing and 100 receiving yards in the same game: Rafael Little (132 rushing, 114 receiving) vs. Vanderbilt, Nov. 11, 2006
 Had a 100-yard rusher and a 100-yard receiver in the same game: Benny Snell (192 rush), Boom Williams (182 rush), Jeff Badet (104 receiving), vs. Missouri, Oct. 29, 2016
 Had a player score a TD by rushing and receiving in the same game: Boom

Williams vs. Missouri, Oct. 29, 2016
 Had a player throw a TD pass and score a rushing and receiving TD in the same game: Randall Cobb vs. Auburn, Oct. 9, 2010
 Had a player throw at least two TD passes and score a rushing TD in consecutive games: Patrick Towles in 2015
 Had a player throw a TD pass, score a receiving TD and score on a punt return for a TD in the same game: Randall Cobb vs. WKU, Sept. 11, 2010
 Had a player return a kickoff for a TD: Derrick Locke (100 yards) vs. Louisville, Sept. 19, 2009
 Had a player return a punt for a TD: Charles Walker (65 yards) vs. New Mexico State, Sept. 17, 2016
 Had a player return an interception for a TD: Marcus McWilson, 45 yards, vs. Mississippi State, Oct. 22, 2016
 Had a player recover/return a fumble for a TD: C.J. Johnson vs. Tennessee (77 yards), Oct. 31, 2015
 Had two defensive TDs in the same game: Mike Douglas (fumble) and Fred Tiller (interception) vs. Louisville, Nov. 29, 2014
 Had a player block a punt: Josh Forrest vs. Alabama State, Nov. 2, 2013
 Had a player block a field goal: Farrington Huguenin vs. EKU, Oct. 3, 2015
 Had a player block a PAT: Farrington Huguenin vs. Tennessee, Nov. 24, 2012
 Had a player return a blocked FG for a TD: David Jones (57 yards) vs. Vanderbilt, Nov. 15, 2008
 Had a player return a blocked punt for a TD: Andrew Hopewell (6 yards), vs. Arkansas, Nov. 1, 2006
 Had a player score a TD on a fake field goal: Joe Mansour (25 yards), vs. Florida, Sept. 28, 2013
 Had a field goal of 50 yards or more: Austin MacGinnis (51 yards) vs. Mississippi State, Oct. 22, 2016
 Played an overtime game: vs. EKU, Oct. 3, 2015 - (W, 34-27)
 Won an overtime game: vs. EKU, Oct. 3, 2015 - (W, 34-27)
 Won a game on the last play of regulation as time expired: vs. Mississippi State, Oct. 22, 2016 (51-yard FG)

OPPONENT

Scored 40 points: 49 by Tennessee, Nov. 12, 2016
 Scored 50 points: 52 by Tennessee, Oct. 31, 2015
 Scored 10 or less points: 10 by South Carolina, Sept. 24, 2016
 Shut Out Kentucky: 0-40 by Vanderbilt, Nov. 3, 2012
 Shut Out Kentucky in 2nd half: by Southern Miss, Sept. 3, 2016
 Rushed for 300 yards: 376 by Tennessee, Nov. 12, 2016
 Passed for 300 yards: 315 by Alabama, Oct. 1, 2016
 Had 500 yards of total offense: 500 by New Mexico State, Sept. 17, 2016
 Recorded a safety: Louisville, Aug. 31, 2008
 Blocked a Kentucky punt: Southern Miss, Sept. 3, 2016
 Blocked a Kentucky field goal: Florida, Sept. 25, 2010
 Blocked a Kentucky PAT: at Vanderbilt, Nov. 16, 2013
 Had a player with 30 rush attempts: 36, Ito Smith (Southern Miss), Sept. 3, 2016
 Had a player with 100 yards rushing: 124, Kentel Williams (Austin Peay), Nov. 20, 2016
 Had a player with 200 yards rushing: 252 by Anthony Dixon (MSU), Oct. 31, 2009
 Had two players with 100 yards rushing: 147, Josh Dobbs, 128 Alvin Kamara (Tennessee), Nov. 12, 2016
 Had a player with 40 pass attempts: 43, Jeff Driskel (Florida), Sept. 13, 2014
 Had a player with 25 pass completions: 25 by Dak Prescott (MSU), Oct. 24, 2015
 Had a player with 300 yards passing: 320 by Luke Del Rio (Florida), Sept. 10, 2016
 Had two players with 100 yards passing: 183 by Aaron Murray and 189 by Hutson Mason (Georgia), Nov. 23, 2013
 Had a player with 10 pass receptions: 11, Calvin Ridley (Alabama), Oct. 1, 2016
 Had a player with 100 yards receiving: 101, Dimetrios Mason (Missouri), Oct. 29, 2016
 Had a player with 200 yards receiving: 216 by Demarcus Robinson (Florida), Sept. 13, 2014
 Had two players with 100 yards receiving: 188, Tavarres King and 103, Malcolm Mitchell (Georgia), Oct. 20, 2012
 Had a player return a kickoff for a TD: Evan Berry (UT), 100 yards, Oct. 31, 2015
 Had a player return a punt for a TD: Cameron Sutton (UT), 84 yards, Oct. 31, 2015
 Had a player return a blocked FG for a TD: Neiko Thorpe (69 yards) vs. Auburn, Oct. 17, 2009
 Had a player return a blocked punt for a TD: Chris Rainey (23 yards) vs. Florida, Sept. 26, 2009
 Had a player return an interception for a TD: Gunnar Scholato (Austin Peay), 25 yards, Nov. 21, 2016
 Had a player return a fumble for a TD: Mark McLaurin (Miss. State), 81 yards, Oct. 22, 2016



GAME-BY-GAME RUSHING						
(No-Yds-TD)	Barker	Johnson	Kemp	Snell	Williams	King
vs. Southern Miss	7-(-5)-0	DNP	5-7-1	0-0-0	13-94-0	0-0-0
at Florida	6-(-19)-0	7-9-0	8-13-1	0-0-0	12-66-0	0-0-0
vs. New Mexico St.	1-1-0	10-51-0	DNP	17-136-4	18-181-1	0-0-0
vs. South Carolina	DNP-INJ	13-6-0	4-16-0	16-73-1	15-123-1	0-0-0
at Alabama	DNP-INJ	7-(-26)-0	10-39-0	8-38-0	9-22-0	2--1-0
vs. Vanderbilt	DNP-INJ	10-55-1	12-55-1	20-94-0	9-54-0	0-0-0
vs. Miss. State	DNP-INJ	9-20-0	2-15-0	19-128-1	14-99-0	0-0-0
at Missouri	DNP-INJ	2-3-0	DNP-INJ	28-192-2	19-182-1	0-0-0
vs. Georgia	DNP-INJ	5-(-5)-0	0-0-0	21-114-2	14-77-1	0-0-0
at Tennessee	DNP-INJ	10-72-1	8-90-1	15-79-0	16-127-1	6-75-1
vs. Austin Peay	DNP-INJ	2-10-0	8-54-2	14-152-2	7-47-1	3-7-0
at Louisville						

GAME-BY-GAME RECEIVING											
(Rec-Yds-TD)	Badet	Bone	Conrad	Hart	Johnson	Kemp	King	Richardson	Ross	Timmons	Williams
vs. Southern Miss	2-72-1	0-0-0	1-5-0	0-0-0	6-143-2	1-4-0	0-0-0	2-74-0	1-9-1	0-0-0	2-16-0
at Florida	1-45-0	0-0-0	0-0-0	0-0-0	0-0-0	0-0-0	0-0-0	1-3-0	0-0-0	0-0-0	1-7-0
vs. New Mexico St.	3-89-0	0-0-0	5-133-3	2-16-0	3-31-0	DNP	1-0-0	0-0-0	0-0-0	4-42-0	0-0-0
vs. South Carolina	2-39-0	0-0-0	1-8-0	0-0-0	4-38-0	0-0-0	0-0-0	1-19-0	1-1-0	2-30-0	0-0-0
at Alabama	0-0-0	1-5-0	2-10-0	1-6-0	4-27-0	0-0-0	2-14-0	2-24-0	0-0-0	0-0-0	1-3-0
vs. Vanderbilt	2-8-0	0-0-0	3-13-0	0-0-0	2-20-0	1-1-0	0-0-0	0-0-0	0-0-0	1-7-0	1-0-0
vs. Miss. State	7-139-2	0-0-0	1-26-0	1-8-0	3-18-0	0-0-0	0-0-0	1-17-0	0-0-0	3-77-0	0-0-0
at Missouri	3-104-1	1-9-0	0-0-0	1-1-0	3-29-0	DNP-INJ	0-0-0	0-0-0	0-0-0	2-1-0	1-13-1
vs. Georgia	2-34-0	0-0-0	0-0-0	0-0-0	2-33-0	0-0-0	0-0-0	0-0-0	0-0-0	2-7-0	1-9-0
at Tennessee	1-15-0	2-57-0	1-22-0	1-1-0	1-19-0	0-0-0	0-0-0	1-17-0	0-0-0	1-17-0	0-0-0
vs. Austin Peay at Louisville	1-42-0	0-0-0	1-14-1	0-0-0	3-46-1	0-0-0	0-0-0	0-0-0	0-0-0	1-5-0	0-0-0



GAME-BY-GAME STATS

GAME-BY-GAME PASSING

(Cmp-Att-Int-Yds-TD)	Barker	Johnson
vs. Southern Miss	15-24-1-323-4	DNP
at Florida	2-10-3-10-0	1-3-0-45-0
vs. New Mexico St.	1-2-1-1-0	17-22-0-310-3
vs. South Carolina	DNP-INJ	11-19-1-135-0
at Alabama	DNP-INJ	13-22-0-89-0
vs. Vanderbilt	DNP-INJ	10-24-1-49-0
vs. Miss. State	DNP-INJ	17-33-0-292-2
at Missouri	DNP-INJ	14-23-1-208-2
vs. Georgia	DNP-INJ	10-20-1-103-0
at Tennessee	DNP-INJ	12-29-1-192-0
vs. Austin Peay	DNP-INJ	5-9-0-101-2
at Louisville		

GAME-BY-GAME PUNTING

(No-Yds-Avg-LG-In20)	McKinniss
vs. Southern Miss	4-147-36.8-45-2
at Florida	5-217-43.4-53-1
vs. New Mexico St.	3-125-41.7-48-0
vs. South Carolina	5-204-40.8-53-0
at Alabama	6-268-44.7-61-0
vs. Vanderbilt	5-181-36.2-44-2
vs. Miss. State	3-103-34.3-37-1
at Missouri	5-179-35.8-41-0
vs. Georgia	7-280-40.0-59-1
at Tennessee	5-208-41.6-47-1
vs. Austin Peay	3-116-38.7-47-0

GAME-BY-GAME FIELD GOALS

FG Made (Miss)	MacGinnis
vs. Southern Miss	-
at Florida	(34)
vs. New Mexico St.	-
vs. South Carolina	30
at Alabama	45, 30
vs. Vanderbilt	46, 28
vs. Miss. State	(28) 46, 32, 32, 51
at Missouri	(47)
vs. Georgia	25
at Tennessee	37, 25, 33
vs. Austin Peay	-

GAME-BY-GAME DEFENSIVE LINE

(Tackles, Tackles-for-Loss, Sacks)	Allen	Bell	Bonner	Carter	Dubose	Elam	Miggins	Middleton	Pringle	Ware
vs. Southern Miss	9-1-1	4-0-0	0-0-0	DNP	DNP	4-0-0	3-2-0	2-0-0	DNP	4-2-1
at Florida	4-0-0	1-0-0	0-0-0	2-0-0	0-0-0	0-0-0	2-0-0	4-0-0	5-1-0	4-0-0
vs. New Mexico St.	2-1-1	7-0-0	0-0-0	2-0-0	3-0-0	0-0-0	5-0-0	2-0.5-0	3-0-0	4-0.5-0
vs. South Carolina	7-1-1	4-0.5-0.5	0-0-0	0-0-0	1-0-0	0-0-0	5-1-0	0-0-0	4-0.5-0.5	5-2-2
at Alabama	4-1-0	DNP	1-0-0	0-0-0	0-0-0	0-0-0	2-0-0	2-0-0	3-0-0	3-0-0
vs. Vanderbilt	6-1.5-1.5	1-0-0	0-0-0	2-0-0	0-0-0	DNP-INJ	2-0-0	1-0-0	5-0-0	6-2.5-1.5
vs. Miss. State	1-0-0	0-0-0	0-0-0	0-0-0	0-0-0	0-0-0	2-0-0	3-0.5-0	3-0-0	7-1-0
at Missouri	3-0-1.0	2-0-0	0-0-0	0-0-0	1-0-0	0-0-0	0-0-0	4-1-0	1-0-0	1-0-0
vs. Georgia	8-0.5-0	0-0-0	1-0-0	0-0-0	0-0-0	0-0-0	2-0.5-0	1-1.0-0	2-0-0	4-0.5-0
at Tennessee	6-1.0-1.0	0-0-0	2-0-0	0-0-0	0-0-0	2-0-0	0-0-0	5-0-0	3-0-0	9-2.5-1.0
vs. Austin Peay	3-1.0-0	1-0-0	4-1.0-0	3-0.5-0	0-0-0	3-0-0	3-0-0	2-0-0	3-0-0	7-0-0
at Louisville										

GAME-BY-GAME LINEBACKERS

(Tackles, Tackles-for-Loss, Sacks, Pass Breakups)	Brown	Ka. Daniel	Firios	Jones	Laster	Love	K. Walker
vs. Southern Miss	1-0-0-0	1-0-0-0	0-0-0-0	19-2-1-0	0-0-0-0	9-0-0-0	10-0.5-0-0
at Florida	1-0-0-0	1-0-0-0	1-0-0-0	9-1-0-1	5-1-0-0	6-0-0-0	0-0-0-0
vs. New Mexico St.	2-0-0-0	0-0-0-0	0-0-0-0	7-0-0-0	2-0-0-0	3-0-0-0	0-0-0-0
vs. South Carolina	0-0-0-0	0-0-0-0	0-0-0-0	8-0.5-0-1	3-0-0-0	6-0-0-0	0-0-0-0
at Alabama	7-0-0-0	1-0-0-0	1-0-0-0	8-1-0-0	4-1-1-0	6-1-1-0	0-0-0-0
vs. Vanderbilt	1-0-0-0	1-0-0-0	1-0-0-0	5-1-1-0	0-0-0-0	4-0-0-0	1-0-0-1
vs. Miss. State	0-0-0-0	1-0-0-0	0-0-0-0	11-0-0-0	DNP-INJ	5-0-0-0	1-0-0-0
at Missouri	3-0-0-0	1-0-0-0	0-0-0-0	4-2-0-1	DNP-INJ	6-0-0-1	DNP-INJ
vs. Georgia	2-0-0-0	2-0-0-0	0-0-0-0	10-2.5-0-1	DNP-INJ	7-0-0-0	DNP-INJ
at Tennessee	4-0-0-0	3-0-0-0	1-0-0-0	1-0-0-0	DNP-INJ	6-0-0-0	DNP-INJ
vs. Austin Peay	1-0.5-0-0	7-0-0-0	1-0-0-0	8-2.0-1.0-0	DNP-INJ	4-0-0-0	DNP-INJ
at Louisville							

GAME-BY-GAME DEFENSIVE BACKS

(Tackles, Pass Breakups, Int.)	Baity	Edwards	Griffin	Harmon	McClain	McWilson	Randolph	Westry
vs. Southern Miss	5-0-0	9-0-1	DNP	8-2-1	9-1-1	7-0-0	1-0-0	4-0-0
at Florida	3-1-1	6-1-0	0-0-0	4-0-0	9-0-0	3-0-0	2-0-0	3-0-0
vs. New Mexico St.	1-0-1	12-3-0	1-0-0	3-0-0	1-0-1	4-0-0	5-0-0	3-2-0
vs. South Carolina	5-2-0	4-1-0	0-0-0	2-0-0	3-0-0	2-0-0	1-0-0	3-0-0
at Alabama	2-0-0	12-2-0	0-0-0	0-0-0	3-0-0	6-0-0	0-0-0	2-0-0
vs. Vanderbilt	7-0-0	8-0-0	0-0-0	3-0-0	0-0-0	3-0-0	1-0-0	5-0-0
vs. Miss. State	4-1-0	3-0-0	0-0-0	4-0-0	4-0-0	8-0-1	1-0-0	7-0-0
at Missouri	3-0-0	6-0-0	0-0-0	3-0-0	8-0-0	3-0-0	3-0-0	2-0-0
vs. Georgia	3-1-0	13-0-0	0-0-0	5-0-0	7-0-0	5-0-0	0-0-0	2-0-0
at Tennessee	3-0-1	12-0-0	0-0-0	2-0-0	5-0-0	2-0-0	0-0-0	1-0-0
vs. Austin Peay	1-1-0	2-0-1	4-0-0	1-0-0	7-0-0	7-0-0	0-0-0	4-1-1
at Louisville								



GAME-BY-GAME STARTERS

OFFENSIVE STARTERS

	<u>TE/WR</u>	<u>LT</u>	<u>LG</u>	<u>C</u>	<u>RG</u>	<u>RT</u>	<u>WR</u>	<u>WR/RB</u>	<u>RB</u>	<u>WR</u>	<u>QB</u>
Southern Miss	Conrad	Mosier	Haynes	Toth	Meyers	Meadows	Badet	G. Johnson	Kemp	Richardson	Barker
Florida	Timmons	Mosier	Haynes	Toth	Meyers	Meadows	Badet	G. Johnson	Williams	Richardson	Barker
New Mexico State	Timmons	Young	Haynes	Toth	Meyers	Meadows	Badet	G. Johnson	Williams	Baker	Barker
South Carolina	Conrad	Young	Haynes	Toth	Meyers	Meadows	Badet	G. Johnson	Williams	Richardson	S. Johnson
Alabama	Conrad	Young	Haynes	Toth	Stallings	Meadows	Badet	G. Johnson	Williams	Richardson	S. Johnson
Vanderbilt	Conrad	Mosier	Haynes	Toth	Stallings	Meadows	Badet	G. Johnson	Williams	Richardson	S. Johnson
Mississippi State	Conrad	Mosier	Haynes	Toth	Stallings	Meadows	Badet	G. Johnson	Williams	Baker	S. Johnson
Missouri	Conrad	Mosier	Haynes	Toth	Stallings	Meadows	Badet	G. Johnson	Williams	Baker	S. Johnson
Georgia	Conrad	Mosier	Haynes	Toth	Stallings	Meadows	Badet	Snell	Williams	Baker	S. Johnson
Tennessee	Conrad	Mosier	Haynes	Toth	Stallings	Meadows	Badet	Timmons	Williams	Baker	S. Johnson
Austin Peay	Conrad	Mosier	Haynes	Toth	Meyers	Meadows	Badet	Timmons	Kemp	Baker	Wright

DEFENSIVE STARTERS

	<u>DE</u>	<u>DE</u>	<u>NG</u>	<u>SLB/FS</u>	<u>DT</u>	<u>LB/NCKL</u>	<u>WLB</u>	<u>MLB</u>	<u>SS</u>	<u>CB</u>	<u>CB</u>
Southern Miss	Ware	Miggins	Elam	K. Walker	Bell	McClain	Jones	Love	Edwards	Baity	Westry
Florida	Ware	Miggins	Elam	Allen	Middleton	McClain	Jones	Love	Edwards	Baity	Westry
New Mexico State	Ware	Miggins	Bell	K. Walker	Middleton	McClain	Jones	Love	Edwards	Baity	Westry
South Carolina	Ware	Miggins	Elam	Allen	Middleton	McClain	Jones	Love	Edwards	Baity	Westry
Alabama	Ware	Miggins	Elam	Allen	Middleton	McWilson	Jones	Love	Edwards	Baity	Westry
Vanderbilt	Ware	Miggins	Pringle	Allen	Middleton	McClain	Jones	Love	Edwards	Baity	Westry
Mississippi State	Ware	Miggins	Elam	Allen	Middleton	McClain	Jones	Love	Edwards	Baity	Westry
Missouri	Ware	Miggins	Pringle	Allen	Middleton	McClain	Jones	Love	Edwards	Baity	Westry
Georgia	Ware	Miggins	Pringle	Allen	Middleton	McClain	Jones	Love	Edwards	Baity	Westry
Tennessee	Ware	Miggins	Pringle	Allen	Middleton	McClain	Jones	Love	Edwards	Baity	Westry
Austin Peay	Ware	Miggins	Pringle	McWilson	Middleton	McClain	Jones	Love	Edwards	Baity	Westry



2016 GAME REVIEWS

1

SOUTHERN MISS 44, KENTUCKY 35 SEPT. 3, 2016 • LEXINGTON, KY. COMMONWEALTH STADIUM (57,230)



Despite an explosive first half, the Kentucky football team was unable to fend off a dominant second half by the visiting Southern Miss Golden Eagles in a 44-35 loss in the season opener at Commonwealth Stadium.

It marked the first season-opening loss for Kentucky since 2013. Southern Miss, a 9-5 team from a season ago, scored 34 second-half points in the comeback victory.

UK's offense was directed by sophomore quarterback Drew Barker, who went 15-of-24 for 323 yards and four touchdowns. Barker set career highs in yards and touchdown passes. Wide receiver Garrett "Juice" Johnson hauled in six catches for 143 yards and a pair of touchdowns, while running back Stanley "Boom" Williams posted 94 yards on the ground on 13 attempts.

Defensively, the Wildcats were led by sophomore line-backer Jordan Jones who amassed 19 total tackles. Thirteen of those stops came by way of solo tackles. He also notched two tackles for a loss, including a sack and one

quarterback hurry. Sophomore linebacker Kobie Walker was the other Wildcat to reach double-digit tackles with 10 total stops. Senior defensive back J.D. Harmon led UK with two interceptions, while Blake McClain added another pick and nine tackles.

Kentucky trailed 7-0 with 9:37 remaining in the opening quarter, before Barker found Jeff Badet on a bubble screen that he took to the house for an electrifying 72-yard score, marking the longest haul of his career.

That was just the beginning for the big-play Kentucky offense in the opening half as UK combined for six plays of more than 30 yards in the first 30 minutes. Barker was 11-of-19 for 287 yards and four touchdown passes in the opening stanza, while Johnson accounted for 108 yards on four catches, which included a pair of scores.

Less than two minutes after the opening touchdown of the season for the Cats, Barker found Johnson for a 43-yard strike. With just 25 seconds remaining in the opening stanza, freshman Kayaune Ross hauled in his first career reception for a nine-yard touchdown and a 21-7 lead for the Cats.

UK continued its assault when Barker dropped a beauty between a pair of defenders into Johnson's waiting arms for a 53-yard pitch-and-catch. Williams ignited another drive with a 36-yard scoot, before Jojo Kemp finished the drive with a seven-yard plunge for a 35-10 advantage.

However, the Golden Eagles would not go away scoring 34-consecutive points to bring the final score to 44-35.

Southern Miss struck for a 71-yard score with 26 seconds remaining in the opening frame when Nick Mullens connected with Isaiah Jones to account for the 35-17 score at the break.

The Golden Eagles scored on seven of their final eight possessions to complete the comeback effort.

Scoring Summary

USM	7	10	21	6	-	44
UK	21	14	0	0	-	35

USM - SMITH, Ito 8 yd run (SHAUNFIELD kick), 7-49 3:36

UK - Jeff Badet 72 yd pass from Drew Barker (A. MacGinnis kick), 2-75 0:40

UK - Garrett Johnson 43 yd pass from Drew Barker (A. MacGinnis kick), 2-58 0:33

UK - Kayaune Ross 9 yd pass from Drew Barker (A. MacGinnis kick), 7-65 2:04

UK - Garrett Johnson 53 yd pass from Drew Barker (A. MacGinnis kick), 2-49 0:24

USM - SHAUNFIELD, Parker 31 yd field goal, 10-64 4:02

UK - Jojo Kemp 7 yd run (A. MacGinnis kick), 5-64 1:42

USM - JONES, Isaiah 71 yd pass from MULLENS (SHAUNFIELD kick), 3-84 0:22

USM - MULLENS, Nick 1 yd run (SHAUNFIELD kick), 11-84 4:20

USM - ALLEN, Julian 18 yd pass from MULLENS (SHAUNFIELD kick), 8-66 2:39

USM - MULLENS, Nick 1 yd run (SHAUNFIELD kick), 10-57 3:32

USM - SHAUNFIELD 49 yd field goal, 12-56 4:54

USM - SHAUNFIELD 25 yd field goal, 11-62 4:56

Team Statistics

	USM	UK
First Downs	32	14
Rush Att./Net Rush	68/304	25/135
Passing C/A/I	18/28/3	16/25/1
Offensive Plays	96	50
Total Offense	520	409
Fumbles/Lost	2-0	2-2
Penalties/Yards	7/50	6-75
Punts/Average	3/45.3	5/34.2
Third-Down Conv.	9 of 17	3 of 9
Time of Possession	40:32	19:28

Individual Statistics

Rushing (Att.-Yd.-TD)

USM - Smith 36-173-1, Payne 16-100, Holmes 2-7

UK - B. Williams 13-94, Kemp 5-7-1, Barker 7- -5

Passing (COMP-ATT-INT-YARDS-TD)

USM - Mullens 18-28-3-258-2

UK - Barker 15-24-1-323-4

Receiving (REC-YARDS-TD)

USM - Smith 5-40, Jones 3-93-1, Allen 3-30-1, Thompson 3-25, Staggers 2-46,

Robertson 1-14, Ricard 1-10

UK - G. Johnson 6-143-2, Richardson 2-74, Badet 2-72-1, Williams 2-16, Ross 1-9-1

Conrad 1-5, Kemp 1-4, MacGinnis 1- -10

Tackles

USM - Bradley 7, Armstrong 5, Yancey 5, Antoine 5, Foster 5

UK - Jones 19, Walker 10

2

FLORIDA 45, KENTUCKY 7 SEPT. 10, 2016 • GAINESVILLE, FLA. BEN HILL GRIFFIN STADIUM (85,821)



Boom Williams rushed for 66 yards on 12 carries, but it was not enough as the Kentucky football team lost to Florida 45-7 on Saturday at Ben Hill Griffin Stadium.

The Wildcat offense never got on track in the game, committing four turnovers. The three interceptions and one fumble led to 28 Florida points.

Florida took a 14-0 lead after the first quarter, but Kentucky had an opportunity to score early in the second stanza. After sophomore cornerback Derrick Baity intercepted a Luke Del Rio pass, Kentucky drove to the Florida 17-yard line. But on fourth down, Austin MacGinnis' field goal attempt hit the left upright and the Cats came away empty.

After a Florida field goal made it 17-0, Kentucky drove into Gator territory again, aided by a 25-yard reverse run by junior wide receiver Jeff Badet. But sophomore quarterback Drew Barker was intercepted by Florida's Jalen Tabor to end the threat.

Florida extended its lead to 24-0 before the half, before adding 21 points in the second half.

Kentucky assembled its best drive of the game in the fourth quarter, as the Wildcats went 80 yards in nine plays, culminating in a Jojo Kemp touchdown run from two yards out. MacGinnis added the extra point to make it 45-7. The biggest play of the drive was a 45-yard completion from backup quarterback Stephen Johnson to Badet, which got the Wildcats into the red zone.

Defensive back Blake McClain had nine tackles for Kentucky, while sophomore Jordan Jones continued his strong early-season play with nine stops, including a tackle for a loss. De'Niro Laster and Naquez Pringle each had five tackles, and each recorded a tackle for a loss.

Scoring Summary

UF	14	10	14	7	-	45
UK	0	0	0	7	-	7

UF - Thompson, M. 3 yd run (Pineiro, E. kick), 15-84 7:29 0 - 7

UF - Callaway, A. 78 yd pass from Del Rio, L. (Pineiro, E. kick), 1-78 0:12 0 - 14

UF - Pineiro, E. 54 yd field goal, 8-44 3:06 0 - 17

UF - Powell, B. 5 yd pass from Del Rio, L. (Pineiro, E. kick), 13-58 4:13 0 - 24

UF - Swain, F. 26 yd pass from Del Rio, L. (Pineiro, E. kick), 3-45 1:21 0 - 31

UF - Scarlett, J. 4 yd run (Pineiro, E. kick), 6-33 3:03 0 - 38

UF - Perine, L. 28 yd pass from Del Rio, L. (Pineiro, E. kick), 6-58 2:41 0 - 45

UK - Jojo Kemp 2 yd run (A. MacGinnis kick), 9-65 4:45 7 - 45

Team Statistics

	UK	UF
First Downs	9	28
Rush Att./Net Rush	34/94	50/244
Passing C/A/I	3/14/3	19/33/1
Offensive Plays	48	83
Total Offense	149	564
Fumbles/Lost	1-1	0-0
Penalties/Yards	2/25	6-75
Punts/Average	5/43.4	1/54.0
Third-Down Conv.	4 of 12	14 of 20
Time of Possession	22:34	37:26

Individual Statistics

Rushing (Att.-Yd.-TD)

UF - Perine 17-105, Thompson 15-59-1, Scarlett 9-43-1, Cronkrite 5-29, Del Rio 2-5,

Herndon 2-3

UK - B. Williams 12-66, Badet 1-25, Kemp 8-13-1, Johnson 7-9, Barker 6- -19

Passing (COMP-ATT-INT-YARDS-TD)

UF - Del Rio 19-32-1-320-4

UK - Barker 2-10-3-10-0, Johnson 1-3-0-45-0

Receiving (REC-YARDS-TD)

UF - Callaway 5-129-1, Powell 4-43-1, Goolsby 3-44, Worton 2-19, Perine 1-28-1, Swain

1-26-1, Stephens 1-14, Cronkrite 1-10, Lewis 1-7

UK - Badet 1-45, B. Williams 1-7, Richardson 1-3

Tackles

UF - Anzalone 6, Sherit 5

UK - McClain 9, Jones 9, Edwards 6, Love 6



2016 GAME REVIEWS

3

KENTUCKY 62, NEW MEXICO STATE 42
SEPT. 17, 2016 • LEXINGTON, KY.
COMMONWEALTH STADIUM (49,669)



Benjamin Snell Jr. ran for four touchdowns and Stephen Johnson added three TD passes to lead Kentucky to a 62-42 win over New Mexico State on Saturday.

"It feels great and it feels phenomenal," Johnson said. "At this level and in the Southeastern Conference, every game is a big game."

Kentucky starting quarterback Drew Barker was injured after throwing an interception on the first series and didn't return. After a shaky start, Johnson settled down in Barker's absence to steer the Wildcats in front of 49,669 fans, the smallest in coach Mark Stoops' four-year tenure.

Johnson was 17-of-22 passing for 310 yards, and added 51 yards rushing. Snell, a third-string freshman, finished with 136 yards and tied a school record for rushing touchdowns. Stanley Boom Williams added 181 yards on 18 carries and a touchdown.

Stoops lauded the play of Johnson, who relieved Barker and led Kentucky to its only touchdown in a 45-7 loss at Florida last Saturday.

"It was good to see Stephen come in and play like that," Stoops said. "To see him play like he did was really good. I thought he calmed down and made some good decisions -- early on it was a little rough. He settled in and he has a lot of poise."

Stoops wasn't surprised by Snell's performance and said Snell has competed at a high level since he arrived on campus this fall.

"He plays much more mature than a true freshman," Stoops said. "That's really good to see."

New Mexico State's (1-2) Tyler Rogers was 16 of 33 for 246 yards passing with two touchdowns and two interceptions.

Scoring Summary

NMSU	21	14	7	0	-	42
UK	14	21	14	13	-	62

NMSU - Boone, Johnathan 35 yd pass from Rogers, Tyler (Davidson, P kick), 2-46 0:23 7 - 0
UK - S. Williams 63 yd run (A. MacGinnis kick), 1-63 0:13 7 - 7

NMSU - Boone, J. 31 yd pass from Taylor, Tyrian (Davidson, P kick), 1-31 0:08 14 - 7
UK - C.J. Conrad 72 yd pass from Stephen Johnson (A. MacGinnis kick), 2-77 0:33 14 - 14

NMSU - Taylor, Tyrian 5 yd run (Davidson, P kick), 15-75 5:41 21 - 14

UK - C.J. Conrad 9 yd pass from Stephen Johnson (A. MacGinnis kick), 6-39 3:18 21 - 21

NMSU - Hogan, G. 5 yd pass from Rogers, Tyler (Davidson, P kick), 10-79 2:31 28 - 21

UK - Benny Snell 5 yd run (A. MacGinnis kick), 3-75 1:16 28 - 28

UK - Benny Snell 1 yd run (A. MacGinnis kick), 9-88 3:34 28 - 35

NMSU - Rogers, Tyler 1 yd run (Davidson, P kick), 3-75 0:20 35 - 35

UK - C.J. Conrad 17 yd pass from Stephen Johnson (A. MacGinnis kick), 8-71 2:46 35 - 42

UK - Benny Snell 2 yd run (A. MacGinnis kick), 7-62 2:29 35 - 49

NMSU - Rogers, Tyler 5 yd run (Davidson, P kick), 8-75 2:38 42 - 49

UK - Benny Snell 4 yd run (A. MacGinnis kick failed), 11-75 6:01 42 - 55

UK - Charles Walker 65 yd punt return (A. MacGinnis kick) 42 - 62

Team Statistics

	NMSU	UK
First Downs	26	28
Rush Att./Net Rush	45/223	51/381
Passing C/A/I	17/34/2	18/24/1
Offensive Plays	79	75
Total Offense	500	692
Fumbles/Lost	0-0	3-2
Penalties/Yards	5/33	11-87
Punts/Average	8/42.1	4/47.5
Third-Down Conv.	7 of 15	5 of 10
Time of Possession	35:48	34:12

Individual Statistics

Rushing (Att.-Yd.-TD)

NMSU - Hall 18-94, Rogers 15-70-2, Huntley 7-34, Girdy 4-20, Taylor 1-5-1
UK - B. Williams 18-181-1, Snell 17-136-4, S. Johnson 10-51, Horton 3-12, Barker 1-1

Passing (COMP-ATT-INT-YARDS-TD)

NMSU - Rogers 16-33-2-246-2, Taylor 1-1-0-31-1
UK - S. Johnson 17-22-0-310-3, Barker 1-2-1-1-0

Receiving (REC-YARDS-TD)


NMSU - Clark 3-49, Hogan 3-24-1, Caldwell 2-72, Boone 2-66-2, Hall 2-32-0,
Huntley 2-4, Lott 1-18, Scott 1-7, Taylor 1-5
UK - Conrad 5-133-3, Timmons 4-42, Badet 3-89, G. Johnson 3-31, Hart 2-16, King 1-0

Tackles

UK - Edwards 12, Jones 7, Bell 7
NMSU - Butler 12, Hanks 11, Wright 10

4

KENTUCKY 17, SOUTH CAROLINA 10
SEPT. 24, 2016 • LEXINGTON, KY.
COMMONWEALTH STADIUM (51,702)



Boom Williams and Benny Snell Jr. once again put on an impressive rushing show for Kentucky, as Williams set the tone and Snell applied the exclamation point to a much-needed win for the Wildcats.

Snell scored the go-ahead touchdown from 1 yard midway through the fourth quarter, Williams broke a 43-yard TD and Kentucky held off South Carolina 17-10 on Saturday night for their third straight series victory over the Gamecocks.

Inconsistent offensively in the first half, the Wildcats got going after trailing 7-3 at halftime with another strong performance by their hard-charging backfield tandem. Williams rushed 15 times for 123 yards including his big run down the left side for a 10-7 lead early in the third quarter.

Snell followed with nine carries for 41 of Kentucky's 65 yards on the 11-play drive, all achieved on the ground. He capped the drive by taking the direct snap and running left into the end zone with ease, then sealed the win with several runs for first downs that kept the clock moving.

"That's what I try to look for every time I touch the ball, a first down," said Snell, who finished with 73 yards on 16 carries.

This effort comes a week after the two combined for 317 yards rushing against New Mexico State with Snell scoring four TDs. Kentucky now has a two-game winning streak after two tough losses following another episode of the Boom and Benny Show -- or vice versa.

"Having Boom, Benny, Jojo (Kemp) and all the other running backs is a great asset to have with our offense," quarterback Stephen Johnson said. "All those guys can get first downs, extend plays and do anything necessary for us to win."

The Wildcats' defense preserved the lead with two big sacks on South Carolina's final possession, including Denzil Ware's tackle of Brandon McIlwain for a 19-yard loss on fourth and 17. Kentucky recorded a season-high four sacks overall and held the Gamecocks to 268 yards.

Kentucky also overcame its largest halftime deficit since rallying from 18 down against South Carolina to win on Oct. 6, 2010.

"That's the way this football team needs to play," Kentucky coach Mark Stoops said. "You can't change the past, but we can certainly change our future and push forward."

Scoring Summary

South Carolina	0	7	3	0	-	10
Kentucky	0	3	7	7	-	17

UK - A. MacGinnis 30 yd field goal, 12-60 5:58 0 - 3

SC - A.J. Turner 12 yd run (Elliott Fry kick), 10-80 4:23 7 - 3

UK - S. Williams 43 yd run (A. MacGinnis kick), 5-75 2:15 7 - 10

SC - Elliott Fry 35 yd field goal, 7-36 2:49 10 - 10

UK - Benny Snell 1 yd run (A. MacGinnis kick), 11-65 4:58 10 - 17

Team Statistics

	SC	UK
First Downs	16	23
Rush Att./Net Rush	35/91	50/216
Passing C/A/I	15/30/0	11/19/1
Offensive Plays	65	69
Total Offense	268	351
Fumbles/Lost	0-0	3-1
Penalties/Yards	5/45	4-30
Punts/Average	8/37.4	5/40.8
Third-Down Conv.	3 of 13	4 of 13
Time of Possession	27:20	32:40

Individual Statistics

Rushing (Att.-Yd.-TD)

SC - Turner 12-42, Williams 9-33, McIlwain 13-11, Smith 1-5
UK - B. Williams 15-123-1, Snell 16-73-1, Kemp 4-16, S. Johnson 13-6

Passing (COMP-ATT-INT-YARDS-TD)

SC - McIlwain 15-30-0-177-0
UK - S. Johnson 11-19-1-135-0

Receiving (REC-YARDS-TD)

SC - Hurst 7-84, Edwards 2-16, Turner 2-13, August 1-29, Dawkins 1-13, Williams 1-12,
Googer 1-10
UK - G. Johnson 4-38, Badet 2-39, Timmons 2-30, Richardson 1-19, Conrad 1-8, Ross 1-1

Tackles

SC - Moody 9, English 8, Allen-Williams 6
UK - Jones 8, Allen 7, Love 6




2016 GAME REVIEWS

5

ALABAMA 34, KENTUCKY 6

OCT. 1, 2016 • TUSCALOOSA, ALA.
BRYANT-DENNY STADIUM (101,821)



Playing against the top-ranked team in the country, on the road, the Kentucky football team lost to Alabama 34-6 at Bryant-Denny Stadium.

Kentucky got on the board first, scoring on its first possession of the game for the first time this season. After Alabama turned the ball over on downs, the Wildcats drove to the Crimson Tide 27 yard line. The drive was stopped there, but Austin MacGinnis hit a 45-yard field goal to give Kentucky a 3-0 lead.

On its next drive, Kentucky drove into Alabama territory before the drive ended on a fumble by quarterback Stephen Johnson.

Alabama took advantage of that turnover with an 11-play, 35-yard drive, resulting in a 44-yard field goal by Adam Griffith to tie the game at 3-3.

After the Wildcats were forced to punt, Alabama took the lead on a seven-play, 61-yard drive that ended with a one-yard Joshua Jacobs touchdown, giving the Crimson

Tide a 10-3 advantage.

On Kentucky's next possession, the Crimson Tide's Ronnie Harrison scooped up a fumble and returned it 55 yards for a touchdown, increasing Alabama's lead to 17-3.

After a career-long 61-yard punt by Grant McKinnis, Alabama drove down the field, but the Kentucky defense stood tall, holding the Tide to a field goal attempt that Griffith pulled wide left, keeping the score at 17-3 going into halftime.

Alabama outgained Kentucky 217-74 in the first half, but the Wildcats' defense was able to come up with enough plays to keep Kentucky in the game in a very tough environment in front of nearly 102,000 fans.

After Kentucky was forced to punt to begin the second half, Alabama extended its lead on a 10-yard touchdown pass from Jalen Hurts to Calvin Ridley, making it 24-3 Alabama.

The Crimson Tide took a 34-3 lead in the second half before MacGinnis kicked a 30-yard field goal after a 16-play, 63-yard drive to provide the final margin.

Senior Jojo Kemp rushed 10 times for 39 yards to lead the Wildcats. Freshman Benny Snell carried eight times for 38 yards in the game.

Scoring Summary

Kentucky	3	0	0	3	-	6
Alabama	3	14	14	3	-	34

UK - A. MacGinnis 45 yd field goal, 8-36 2:57 3 - 0

UA - Adam Griffith 44 yd field goal, 11-35 3:14 3 - 3

UA - Joshua Jacobs 1 yd run (Adam Griffith kick), 7-61 2:30 3 - 10

UA - Ronnie Harrison 55 yd fumble recovery (Adam Griffith kick) 3 - 17

UA - Calvin Ridley 10 yd pass from Jalen Hurts (Adam Griffith kick), 8-78 2:32 3 - 24

UA - Calvin Ridley 19 yd pass from Jalen Hurts (Adam Griffith kick), 9-76 4:18 3 - 31

UA - Adam Griffith 24 yd field goal, 5-43 1:15 3 - 34

UK - A. MacGinnis 30 yd field goal, 16-63 9:42 6 - 34

Team Statistics

	UK	BAMA
First Downs	12	25
Rush Att./Net Rush	36/72	37/173
Passing C/A/I	13/22/0	25/38/0
Offensive Plays	58	75
Total Offense	161	488
Fumbles/Lost	3-2	1-1
Penalties/Yards	2-15	4-20
Punts/Average	6/44.7	1/58.0
Third-Down Conv.	6 of 17	9 of 14
Time of Possession	30:13	29:47

Individual Statistics

Rushing (Att.-Yd.-TD)

BAMA - Jacobs 16-100-1, Hurts 9-25, Scarbrough 5-21, Emmons 3-16, Harris 2-11, Ridley 1-6, Team 1-(-6)

UK - Kemp 10-39, Snell 8-38, Williams 9-22, King 2-(-1), Johnson 7-(-26)

Passing (COMP-ATT-INT-YARDS-TD)

BAMA - Hurts 20-33-0-262-2, Bateman 5-5-0-53-0

UK - Johnson 13-22-0-89-0

Receiving (REC-YARDS-TD)

BAMA - Ridley 11-174-2, Jacobs 3-44, Foster 2-42, Diggs 2-14, Howard 2-13, Dieter 1-11, Scarbrough 1-9, Harris 1-6, Emmons 1-3, Sims 1-(-1)

UK - Johnson 4-27, Richardson 2-24, King 2-14, Conrad 2-10, Hart 1-6, Bone 1-5, Williams 1-3

Tackles

BAMA - Allen 8, Hamilton 8

UK - Edwards 12, Jones 8

6

KENTUCKY 20, VANDERBILT 13

OCT. 8, 2016 • LEXINGTON, KY.
COMMONWEALTH STADIUM (55,030)



Stephen Johnson rushed for a touchdown and converted a big fourth-and-1 play late in the game leading to Austin MacGinnis' 28-yard field goal, while the Wildcats' defense stifled Vanderbilt late to survive with a 20-13 victory on Saturday.

Needing a spark to slow Vanderbilt's momentum after scoring 10 straight points, the Wildcats turned to their ground game led by Benny Snell Jr. (20 carries, 94 yards) and Jojo Kemp with just under 8 minutes remaining. The duo positioned Kentucky to cash in a third and final time on fourth down as Johnson stretched for 1 yard to the Commodores' 19.

Kentucky didn't take a chance on a final fourth-and-1 at the 10, and MacGinnis' kick with 1:38 left provided a cushion that proved huge as Vanderbilt, with no timeouts, quickly drove 59 yards to the 8 seeking at least a tie. But several passes by Vandy's Kyle Shurmur were incomplete, including a fourth-down attempt that went off

Kalija Lipscomb's hands with 2 seconds left.

Kentucky (3-3, 2-2 Southeastern Conference) is now halfway toward its goal of a postseason berth. Vanderbilt (2-4, 0-3 SEC) fell short in its quest to give coach Derek Mason his first conference road win.

Kemp added a 4-yard TD run for the Wildcats. Kemp, Johnson and Stanley "Boom" Williams each ran for at least 54 yards as Kentucky gained 258 on 52 attempts.

Most importantly, the Wildcats made huge, timely plays when needed on both sides of the ball to protect a lead that seemed in doubt as the Commodores tried to rally from a 17-3 halftime deficit.

"I told them that there was no way in heck that this wasn't going to come down to being a close game," Kentucky coach Mark Stoops said. "I knew they'd hang in there somehow and make a play, get a turnover, make something happen. And that's what happened."

Vanderbilt's only TD came on Taurean Ferguson's 22-yard fumble return early in the third quarter.

Commodores running back and SEC rushing leader Ralph Webb had 100 yards on 18 carries and Shurmur completed 17 of 29 passes for 141 yards, but he couldn't get the completion he needed late in the game.

Scoring Summary

Vanderbilt	3	0	7	3	-	13
Kentucky	7	10	0	3	-	20

UK - Jojo Kemp 4 yd run (A. MacGinnis kick), 9-75 3:01

VANDY - Tommy Openshaw 48 yd field goal, 8-23 3:30

UK - Stephen Johnson 3 yd run (A. MacGinnis kick), 13-47 5:16

UK - A. MacGinnis 46 yd field goal, 15-52 6:23

VANDY - T. Ferguson 22 yd fumble recovery (Tommy Openshaw kick)

VANDY - Tommy Openshaw 26 yd field goal, 14-85 6:47

UK - A. MacGinnis 28 yd field goal, 13-56 6:20

Team Statistics

	VU	UK
First Downs	18	20
Rush Att./Net Rush	32/141	52/258
Passing C/A/I	17/30/0	10/24/1
Offensive Plays	62	76
Total Offense	282	307
Fumbles/Lost	2-1	1-1
Penalties/Yards	7-35	5-42
Punts/Average	5/42.2	5/36.2
Third-Down Conv.	3 of 12	4 of 15
Time of Possession	27:16	32:44

Individual Statistics

Rushing (Att.-Yd.-TD)

VU - Webb 18-100, Blasingame 5-26, Shurmur 8-12, Crawford 1-3

UK - Snell 20-94, Johnson 10-55, Kemp 12-55, Williams 9-54, Team 1-0

Passing (COMP-ATT-INT-YARDS-TD)

VU - Shurmur 17-29-0-141-0

UK - Johnson 10-24-1-49-0

Receiving (REC-YARDS-TD)

VU - Duncan 5-51, Sherfield 4-21, Lipscomb 3-11, Marcus 2-7, Dobbs 1-30, Pinkey 1-16, Webb 1-5

UK - Conrad 3-13, Johnson 2-20, Badet 2-8, Timmons 1-7, Kemp 1-1, Williams 1-0

Tackles

VU - Thomas 10, Cunningham 10


UK - Edwards 8, Baity 7



2016 GAME REVIEWS

7

KENTUCKY 40, MISSISSIPPI STATE 38 OCT. 22, 2016 • LEXINGTON, KY. COMMONWEALTH STADIUM (50,414)



Austin MacGinnis hit a 51-yard field goal as time expired, lifting Kentucky to a 40-38 win over Mississippi State on Saturday night at Commonwealth Stadium.

Kentucky led 37-31 late in the fourth quarter when Mississippi State quarterback Nick Fitzgerald hit Fred Ross with a seven-yard scoring pass. The extra point by Weston Graves gave the Bulldogs a 38-37 lead.

But the Wildcats did not give up. Kentucky drove 46 yards in just 59 seconds to give MacGinnis a chance at the game-winner.

Kentucky had a balanced offensive attack, with 292 yards passing and 262 yards rushing. Stephen Johnson accounted for all passing yards, while Benny Snell and Boom Williams accounted for most of the rushing attack.

The Wildcats struck early in the second half on a trick play. Snell took a direct snap, handed the ball to Garrett Johnson, who flipped the ball to quarterback Stephen Johnson who threw a 44-yard strike to Jeff Badet for a touchdown. The two-point conversion failed, and the score remained 14-12.

Mississippi State then mounted another drive, this one covering 56 yards in nine plays and resulting in a Graves field goal, making it 17-12 Bulldogs.

Kentucky would retake the lead on the ensuing drive when Snell broke loose for a 34-yard scamper for a score. The Wildcats converted on the two-point conversion when Stephen Johnson hit Tavin Richardson, who just barely cleared the pylon to give Kentucky a 20-17 lead.

The lead was short-lived as Mississippi State promptly marched 68 yards in just four plays, with Fitzgerald covering the final 38 yards with a touchdown rush, giving the Bulldogs a 24-20 advantage.

The Wildcats fired back with their own four-play scoring drive to retake the lead. Kentucky covered 75 yards in those four plays, with Stephen Johnson hitting Badet with a 40-yard touchdown pass to give Kentucky a 27-24 lead.

On its next drive, Mississippi State faced a crucial third-and-six on the first play of the fourth quarter. It turned into a game-changing play when Marcus McWilson picked off Fitzgerald and returned it 45 yards for a score, giving Kentucky its biggest lead of the game at 34-24.

After the Bulldogs were forced to punt, the Wildcats drove inside the Mississippi State 10-yard line, appearing to be ready to add to their lead. But on second and goal, Stephen Johnson fumbled and MSU's Mark McLaurin scooped up the miscue and returned it 81 yards to cut Kentucky's lead to 34-31.

Kentucky was not done, as the Wildcats went 61 yards in six plays to get into the red zone again. But the drive stalled there. MacGinnis was called upon again, and he delivered once more, this time from 32 yards, to give Kentucky a 37-31 edge.

Scoring Summary

Miss. State	0	14	10	14	-	38
Kentucky	0	6	21	13	-	40

UK - A. MacGinnis 46 yd field goal, 8-30 4:14

MS - Dear 45 yd rush ... 2/8:45

MS - Dear 45 yd run (Westin Graves kick), 4-55 1:42

UK - MacGinnis 32 yd FG ... 2/0:20

MS - Nick Fitzgerald 3 yd run (Westin Graves kick), 4-35 1:09

UK - A. MacGinnis 32 yd field goal, 9-61 1:40

UK - Badet 44 yd pass from Stephen Johnson (Garrett Johnson pass failed), 3-75 1:08

MS - Westin Graves 36 yd field goal, 9-56 4:15

UK - Benny Snell 34 yd run (T. Richardson pass from Stephen Johnson), 6-57 3:02

MS - Nick Fitzgerald 38 yd run (Westin Graves kick), 4-68 1:25

UK - Jeff Badet 40 yd pass from Stephen Johnson (A. MacGinnis kick), 4-75 2:02

UK - Marcus McWilson 45 yd interception return (A. MacGinnis kick)

MS - Mark McLaurin 81 yd fumble recovery (Westin Graves kick)

UK - A. MacGinnis 32 yd field goal, 6-61 2:41

MS - Fred Ross 7 yd pass from Nick Fitzgerald (Westin Graves kick), 14-77 5:36

UK - A. MacGinnis 51 yd field goal, 7-46 1:02

Team Statistics

First Downs	16	26
Rush Att./Net Rush	39/281	44/262
Passing C/A/I	13/21/1	17/33/0
Offensive Plays	60	77
Total Offense	362	554
Fumbles/Lost	2/0	3/2
Penalties/Yards	7/50	2/20
Punts/Average	6/37.7	3/34.3
Third-Down Conv.	4 of 12	6 of 15
Time of Possession	27:07	32:53

Individual Statistics

Rushing (Att.-Yd.-TD)

MSST - Fitzgerald 16-107-2, Dear 5-77-1, Williams 8-36, Shumpert 2-27, Gibson 5-24, Lee 2-8, Mixon 1-2

UK - Snell 19-128-1, S. Williams 14-99, S. Johnson 9-20, Kemp 2-15

Passing (COMP-ATT-INT-YARDS-TD)

MSST - 13-21-1-81-1

UK - S. Johnson 17-33-0-292-2

Receiving (REC-YARDS-TD)

MSST - Ross 5-50-1, Mixon 3-19, Jackson 1-7, Green 1-5, Couch 1-5, Williams 1-(-2), Gray 1-(-3)

UK - Badet 7-139-2, Timmons 3-77, Johnson 3-18, Conrad 1-26, Richardson 1-17, Hart 1-8, Walker 1-7

Tackles

MSST - Green 8, Ward 8

UK - Jones 11, McWilson 8

8

KENTUCKY 35, MISSOURI 21 OCT. 29, 2016 • COLUMBIA, MO. MEMORIAL STADIUM (50,234)



Benny Snell, Jr. rushed for 192 yards and two scores, and teammate Boom Williams rushed for 182 yards and a touchdown of his own as Kentucky beat Missouri 35-21 on Saturday at Memorial Stadium.

Kentucky received the opening kickoff and put together a strong opening drive. However, the drive stalled in Missouri territory and Austin MacGinnis was wide left on a 47-yard field goal, which ended the threat.

After Missouri was forced to punt on its first drive, Kentucky got on the scoreboard with a 60-yard touchdown run by Williams. The Wildcats covered 80 yards in just four plays to go ahead 7-0.

Neither team scored for the remainder of the first quarter, but Kentucky struck again early in the second period. The Wildcats again went 80 yards, this time in five plays, and once again it was a big play that resulted in a score. On a third-and-eight, junior quarterback Stephen Johnson hit senior wide receiver Jeff Badet with a deep pass that went for a touchdown, giving the Wildcats a 14-0 advantage.

Kentucky struck again later in the second quarter. The Wildcats marched 73 yards in eight plays, capped by a Snell touchdown yard from one yard out, lifting Kentucky to a 21-0 lead.

Missouri got on the board late in the second quarter when sophomore quarterback Drew Lock connected with Dimetrios Mason on a 27-yard scoring pass to cut Kentucky's lead to 21-7, which would be the score at halftime.

On the first possession of the second half, Missouri drove into the Kentucky red zone, but the Tigers missed a short field goal. Kentucky took over at the 20 yard line and drove 80 yards again for another touchdown. Johnson hit Williams on a screen pass for a 13-yard score, boosting Kentucky's lead to 28-7.

Snell did it again on the first play of the fourth quarter, bursting through the line for an 18-yard score, making the score 35-7.

Missouri cut the lead with a pair of fourth-quarter touchdowns. Josh Augusta scored on a one-yard run before Lock hit Mason with a 57-yard scoring strike to cut the lead to 35-21.

Scoring Summary

Kentucky	7	14	7	7	-	35
Missouri	0	7	0	14	-	21

UK - S. Williams 60 yd run (A. MacGinnis kick), 4-80 1:07 7 - 0

UK - Jeff Badet 65 yd pass from Stephen Johnson (A. MacGinnis kick), 5-80 2:00 14 - 0

UK - Benny Snell 1 yd run (A. MacGinnis kick), 8-73 3:07 21 - 0

MU - Mason, D 27 yd pass from Lock, Drew (McCann, Tucker kick), 7-63 1:54 21 - 7

UK - S. Williams 13 yd pass from Stephen Johnson (A. MacGinnis kick), 12-80 6:21 28 - 7

UK - Benny Snell 18 yd run (A. MacGinnis kick), 7-80 3:41 35 - 7

MU - Augusta, Josh 1 yd run (McCann, Tucker kick), 1-1 0:02 35 - 14

MU - Mason, D 57 yd pass from Lock, Drew (McCann, Tucker kick), 1-57 0:09 35 - 21

Team Statistics

	UK	MU
First Downs	25	18
Rush Att./Net Rush	59/377	37/157
Passing C/A/I	15/24/1	19/32/0
Offensive Plays	83	69
Total Offense	582	386
Fumbles/Lost	1/1	1-0
Penalties/Yards	3/25	9/65
Punts/Average	6/35.8	9/46.0
Third-Down Conv.	10 of 18	4 of 15
Time of Possession	39:36	20:24

Individual Statistics

Rushing (Att.-Yd.-TD)

MU - Crockett 13-55, Lock 6-34, Zanders 6-28, Johnson 1-25, Strong 2-16, Witter 5-11, Ross 2-2, Augusta 1-1-1

UK - Snell 38-192-2, Williams 19-182-1, Johnson 2-3

Passing (COMP-ATT-INT-YARDS-TD)

MU - Lock 18-31-0-220-2, Zanders 1-1-0-9-0

UK - S. Johnson 14-23-1-208-2

Receiving (REC-YARDS-TD)

MU - Culkin 6-53, Mason 4-102-2, Moore 3-12, Johnson 2-27, Hall 1-18, Black 1-10, Strong 1-7, Witter 1-1

UK - Baker 4-48, Badet 3-104-1, Johnson 3-29, Timmons 2-1, Williams 1-13-1, Bone 1-9, Hart 1-1

Tackles

MU - Hilton 10, Warren 10

UK - McClain 8, Love 6, Edwards 6




2016 GAME REVIEWS

9

GEORGIA 27, KENTUCKY 24

NOV. 5, 2016 • LEXINGTON, KY.

COMMONWEALTH STADIUM (62,507)



Kentucky drove 68 yards in 14 plays to tie the game late in the fourth quarter, but Georgia's Rodrigo Blankenship hit 25-yard field goal as time expired to defeat UK 27-24.

After Kentucky had tied the game at 24-24 on an Austin MacGinnis field goal with 2:47 remaining, Georgia went 67 yards in eight plays, setting up Blankenship for his fourth converted field goal of the game.

Benny Snell paced the Kentucky offense, carrying 21 times for 114 yards and a pair of touchdowns. Junior running back Boom Williams had 14 carries for 77 yards and a score of his own.

Georgia got on the board first. After forcing Kentucky to punt, the Bulldogs drove 64 yards in six plays, culminating in a Jacob Eason to Isaiah McKenzie scoring pass from 38 yards to make it 7-0 Georgia.

After the teams exchanged punts, Kentucky (5-4, 4-3) mounted its first scoring drive of the game. The Wild-

cats went 67 in five plays, ending with a three-yard touchdown run by Benny Snell to tie the game at 7-7. The big play on the drive was a 30-yard rush by Boom Williams, putting Kentucky into position to tie the game.

Georgia struck back on its next drive as Eason hit Javon Wims for 51 yards, bringing the Bulldogs into the Kentucky red zone. The Wildcat defense stood tall, holding Georgia to a 25-yard field goal by Blankenship, which made it 10-7 Bulldogs.

On the next possession, Georgia forced Kentucky to punt. But McKenzie muffed the punt and Kentucky's J.D. Harmon recovered at the Georgia 38, giving Kentucky an opportunity for a short field.

A Georgia facemask penalty took Kentucky inside the Georgia red zone, and when Williams scampered into the end zone from 13 yards out of the Wildcat formation, Kentucky took a 14-10 lead.

Georgia answered with another scoring drive, but again it was a field goal rather than a touchdown. The Bulldogs went 59 yards in 11 plays, resulting in a 42-yard field goal from Blankenship, cutting UK's lead to 14-13, which would be the halftime score.

The Bulldogs started the second half with the ball, but Josh Allen hit Georgia running back Nick Chubb, causing a fumble that Kentucky's Chris Westry recovered at the Georgia 33 yard line. But the Wildcats failed to get a first down, and after a holding penalty negated an Austin MacGinnis field goal, Kentucky was forced to punt.

But the Wildcats also forced Georgia to punt, then drove down the field behind the running of Snell, who scored on a one-yard run to increase Kentucky's lead to 21-13. Snell accounted for 41 of Kentucky's 56 yards on the scoring drive.

On its next drive, Kentucky's Garrett Johnson fumbled and Georgia recovered at the Kentucky 32. But the Wildcats' defense held, and forced Blankenship into a 49-yard field goal, which crept through the uprights, making it 21-16 Kentucky.

In the fourth, UGA drove 67 yards in seven plays, with Sony Michel rushing it in from 26 yards. A two-point conversion made it 24-21 Georgia with 9:12 remaining.

Down three, Kentucky turned to Snell. The true freshman from Westerville, Ohio did as he has done all season and delivered. Carrying the ball out of the Wildcat formation, Snell rushed nine straight times, covering 35 yards, getting Kentucky inside the Georgia 10 yard line. But on third-and-long, Stephen Johnson could not connect with Dorian Baker in the corner of the end zone. Kentucky settled for a MacGinnis field goal, which tied the game at 24-24.

Scoring Summary

Georgia	7	6	3	11	-	27
Kentucky	7	7	7	3	-	24

UGA - Isaiah McKenzie 38 yd pass from Jacob Eason (R. Blankenship kick), 6-64 2:43 7 - 0

UK - Benny Snell 3 yd run (A. MacGinnis kick), 5-67 2:06 7 - 7

12:26 UGA - R. Blankenship 25 yd field goal, 6-64 3:20 10 - 7

UK - S. Williams 13 yd run (A. MacGinnis kick), 3-38 1:15 10 - 14

UGA - R. Blankenship 42 yd field goal, 11-59 5:50 13 - 14

UK - Benny Snell 1 yd run (A. MacGinnis kick), 5-56 1:48 13 - 21

UGA - R. Blankenship 49 yd field goal, 4-6 1:05 16 - 21

UGA - Sony Michel 26 yd run (Isaac Nauta pass from Jacob Eason), 7-67 2:12 24 - 21

UK - A. MacGinnis 25 yd field goal, 14-68 6:25 24 - 24

UGA - R. Blankenship 25 yd field goal, 9-67 2:47 27 - 24

Team Statistics

	UGA	UK
First Downs	23	16
Rush Att./Net Rush	42/215	40/186
Passing C/A/I	17/31/0	11/21/1
Offensive Plays	73	61
Total Offense	460	308
Fumbles/Lost	3/3	2/1
Penalties/Yards	6/54	5/40
Punts/Average	5/41.2	7/40.0
Third-Down Conv.	6 of 14	3 of 13
Time of Possession	33:59	26:01

Individual Statistics

Rushing (Att.-Yd.-TD)
UGA - Michel 19-127-1, Chubb 21-85, Herrien 1-2, Eason 1-1
UK - Snell 21-114-2, Williams 14-77-1, Johnson 5-(-5)

Passing (COMP-ATT-INT-YARDS-TD)

UGA - Eason 17-31-0-245-1
UK - Johnson 10-20-1-103-0, Snell 1-1-0-19-0

Receiving (REC-YARDS-TD)

UGA - Wims 5-90, Nauta 3-47, Godwin 3-35, McKenzie 2-44, Michel 2-15, Simmons 1-8, Davis 1-6
UK - Baker 3-42, Badet 2-34, Johnson 2-33, Timmons 2-7, Williams 1-9, Johnson 1-(-3)

Tackles

UGA - Rochester 8, Carter 8
UK - Edwards 13, Jones 10

10

TENNESSEE 49, KENTUCKY 36

NOV. 12, 2016 • KNOXVILLE, TENN.

NEYLAND STADIUM (101,075)



Kentucky rushed for the second-most yards in a game in school history, but it wasn't enough as the Wildcats lost to Tennessee 49-36 at Neyland Stadium.

Kentucky had five players with at least 72 yards rushing apiece. Junior Boom Williams led the way with 127 yards on 16 carries, but he had plenty of help in the run game. Jojo Kemp (90 yards rushing), Benny Snell (79), Sihiem King (75) and Stephen Johnson (72) all had big efforts for Kentucky as well.

In all, the Wildcats racked up 635 yards of total offense in the game, the seventh-highest in school history. Kentucky also outgained Tennessee 635-598. But Tennessee took better advantage of its scoring opportunities to earn the victory.

Tennessee went three-and-out on its first possession of the game, but punter Trevor Daniel got off a 56-yard punt that Charles Walker muffed, setting Kentucky up on its own 15 yard line.

But that did not deter the Wildcats in any way. On its first play from scrimmage, the Wildcats turned to Johnson, who faked a handoff and scampered 75 yards to the Tennessee 10. On the next play, Williams rushed right and into the end zone, giving Kentucky a 7-0 lead.

Tennessee immediately answered Kentucky's score with one of its own. Quarterback Josh Dobbs had a 41-yard rush, setting the Vols up deep in Kentucky territory. Then Dobbs hit Josh Smith with a 24-yard scoring pass to tie the game at 7-7.

After the teams exchanged punts, Kentucky assembled its second scoring drive of the game. Snell had a 27-yard rush that set the Wildcats up, but the drive stalled and Kentucky settled for a 37-yard field goal by Austin MacGinnis, making it 10-7 Kentucky.

But Tennessee had the answer once again, as the Vols drove 75 yards in just six plays with Dobbs finishing the drive with a one-yard touchdown run to give Tennessee its first lead, 14-10.

On its next drive, Kentucky turned to Snell, who drove the Wildcats down the field out of the Wildcat formation. Kentucky got inside the Tennessee five yard line, but was forced into a 25-yard field goal that MacGinnis made, cutting the lead to 14-13.

Tennessee had yet another answer, driving 79 yards in seven plays, culminating with a 10-yard touchdown pass from Dobbs to tight end Ethan Wolf, lifting Tennessee to a 21-13 lead. That would be the halftime score.

Kentucky opened the second half with another scoring drive. The Wildcats covered 59 yards in eight plays, and MacGinnis connected again, this time from 33 yards out, cutting the Tennessee lead to 21-16.

But as they did all day, Tennessee had an answer, this time on a trick play. Dobbs handed off to running back John Kelly, who pitched it back to Dobbs. The Vols' quarterback threw a deep ball, connecting with Josh Malone for a 51-yard touchdown, giving Tennessee a 28-16 lead.

On the next drive, Kentucky once again moved the ball into scoring territory. But on third-and-goal from the four yard line, Snell fumbled and Tennessee recovered, ending the Kentucky threat.

After Tennessee extended its lead to 35-16, the Wildcats showed that they wouldn't go away quietly. Senior running back Jojo Kemp ripped off a 71-yard touchdown run to cut into the lead. Kentucky's two-point conversion attempt was no good, keeping the score at 35-22.

Tennessee would stretch the lead to 49-22, but Kentucky added a pair of late touchdown runs by King (24 yards) and Johnson (two yards).

Scoring Summary

Kentucky	10	3	3	20	-	36
Tennessee	15	7	14	14	-	49

UK - S. Williams 10 yd run (A. MacGinnis kick), 2-85 0:43

UT - Smith, Jo. 24 yd pass from Dobbs, J. (Medley, A. kick), 6-83 2:09

UK - A. MacGinnis 37 yd field goal, 9-42 3:22

UT - Dobbs, J. 1 yd run (Medley, A. kick), 6-75 2:01

UK - A. MacGinnis 25 yd field goal, 13-72 6:59

UT - Wolf, Et. 10 yd pass from Dobbs, J. (Medley, A. kick), 7-79 2:53

UK - A. MacGinnis 33 yd field goal, 8-60 2:55

UT - Malone, J. 51 yd pass from Dobbs, J. (Medley, A. kick), 5-92 1:52

UT - Kamara, A. 17 yd run (Medley, A. kick), 6-96 2:23

UK - Jojo Kemp 71 yd run (Benny Snell rush fumbled), 2-88 0:34

UT - Dobbs, J. 45 yd run (Medley, A. kick), 2-58 0:33

UT - Kamara, A. 29 yd run (Medley, A. kick), 5-64 2:58

UK - Sihiem King 24 yd run (A. MacGinnis kick), 6-75 3:14

UK - Stephen Johnson 2 yd run (A. MacGinnis kick), 8-53 2:17

Team Statistics

	UK	UT
First Downs	29	29
Rush Att./Net Rush	55/443	41/376
Passing C/A/I	12/29/1	11/18/1
Offensive Plays	84	59
Total Offense	635	599
Fumbles/Lost	2/1	2/2
Penalties/Yards	6/59	9/64
Punts/Average	6/41.0	4/48.8
Third-Down Conv.	6 of 17	1 of 5
Time of Possession	35:21	24:39

Individual Statistics

Rushing (Att.-Yd.-TD)
UT - Dobbs 14-147-2, Kamara 10-128-2, Kelly 16-94-0, Jennings 1-7-0
UK - Williams 16-127-1, Kemp 8-90-1, Snell 15-79-0, King 6-75-1, S. Johnson 10-72-1

Passing (COMP-ATT-INT-YARDS-TD)

UT - Dobbs 11-17-1-223-3
UK - Johnson 12-29-1-192-0

Receiving (REC-YARDS-TD)

UT - Malone 4-92-1, Wolf 4-44-1, Byrd 1-44, Smith 1-24, Jennings 1-19
UK - Baker 3-35, Bone 2-57, Conrad 1-22, G. Johnson 1-19, Timmons 1-17, T. Richardson 1-17, Badet 1-15, Walker 1-9, Hart 1-1

Tackles

UT - Abernathy 10, Kelly Jr., 7, Lewis 7
UK - Edwards 12, Ware 9, Love 6, Allen 6



2016 GAME REVIEWS

11

KENTUCKY 49, AUSTIN PEAY 13 NOV. 19, 2016 • LEXINGTON, KY. COMMONWEALTH STADIUM (48,948)



Freshman Benny Snell rushed for 152 yards and a pair of touchdowns as Kentucky beat Austin Peay 49-13 at Commonwealth Stadium. The win was the sixth of the season for the Wildcats, making them eligible for a bowl game for the first time since 2010.

In the process of having his fifth 100-yard rushing effort of the year, Snell also broke the Kentucky record for rushing yards by a freshman, eclipsing the mark formerly held by Moe Williams, who rushed for 928 yards in 1993.

Austin Peay got the ball first, and the Governors promptly went on a 15-play, 71-yard drive. However, the drive ended when Chris Westry intercepted Austin Peay quarterback JaVaughn Craig at the 12 yard line, ending the threat.

After Kentucky was forced to punt on its first drive, Austin Peay put together another lengthy drive, this time going 63 yards in nine plays, culminating in a 17-

yard touchdown carry by Kentel Williams to make it 7-0 Governors.

The Wildcats got the ball back, but on third down, starting quarterback Luke Wright was intercepted by Austin Peay linebacker Gun Scholato, who returned the pick 25 yards for the score. The extra point was no good, and Austin Peay led 13-0.

After Kentucky punted, Austin Peay's Craig was intercepted by Kentucky's Mike Edwards, who returned the ball 46 yards and into Governors' territory. And the Wildcats took advantage of the good field position, scoring on a 30-yard run by Benny Snell, cutting the lead to 13-7 with 6:51 left in the first half.

Kentucky forced Austin Peay to punt, then took over at the UK 49 yard line. On the first play of the next drive, Kentucky quarterback Stephen Johnson hit Jeff Badet for 42 yards, getting the Wildcats inside the Governors' red zone. After a holding penalty, Johnson hit tight end C.J. Conrad with a 14-yard touchdown pass down the left side of the field. The Austin MacGinnis extra point gave Kentucky a 14-13 lead with 3:37 remaining in the half.

But the Wildcats were not done. After Austin Peay punted again, Johnson connected with Garrett Johnson on a 40-yard scoring pass, boosting Kentucky's lead to 21-13 with 59 seconds left in the half.

Kentucky got the ball to start the second half, and the Wildcats wasted little time. After Jojo Kemp returned the kickoff into Austin Peay territory, Kentucky went three plays in 38 yards, with Boom Williams finishing the drive with a 25-yard touchdown run to extend the Wildcats' lead to 28-13.

On its next drive, Austin Peay turned the ball over on downs, and Kentucky immediately took advantage. On the first play of its drive, Snell took a direct snap in the Wildcat formation and rushed untouched up the middle for a 48-yard touchdown to make it 35-13.

Senior Jojo Kemp got into the action on Kentucky's next drive, scampering 40 yards for a touchdown in his final home game. That score made it 42-13 Cats. Kemp would add another touchdown early in the fourth quarter to give Kentucky a 49-13 advantage.

Scoring Summary

Austin Peay	7	6	0	0	-	13
Kentucky	0	21	21	7	-	49

01:04 APSU - WILLIAMS, Kente 17 yd run (GAUNA, Nick kick), 9-63 4:15 7 - 0
 14:51 APSU - SCHOLATO, Gun 25 yd interception return (GAUNA, Nick kick failed) 13 - 0
 06:51 UK - Benny Snell 30 yd run (Austin MacGinnis kick), 7-37 3:34 13 - 7
 03:37 UK - C.J. Conrad 14 yd pass from Stephen Johnson (Austin MacGinnis kick), 3-51 1:24 13 - 14
 00:59 UK - Garrett Johnson 40 yd pass from Stephen Johnson (Austin MacGinnis kick), 5-56 1:05 13 - 21
 13:42 UK - Stanley Williams 25 yd run (Austin MacGinnis kick), 3-38 1:10 13 - 28
 10:25 UK - Benny Snell 48 yd run (Austin MacGinnis kick), 1-48 0:10 13 - 35
 06:30 UK - Jojo Kemp 40 yd run (Austin MacGinnis kick), 1-40 0:09 13 - 42
 12:51 UK - Jojo Kemp 7 yd run (Austin MacGinnis kick), 13-72 6:44 13 - 49

Team Statistics

	APSU	UK
First Downs	17	14
Rush Att./Net Rush	53/257	35/281
Passing C/A/I	9/18/2	8/14/1
Offensive Plays	71	49
Total Offense	284	410
Fumbles/Lost	2/0	0/0
Penalties/Yards	7/55	10/85
Punts/Average	4/30.0	3/38.7
Third-Down Conv.	8 of 18	5 of 11
Time of Possession	37:44	22:16

Individual Statistics

Rushing (Att.-Yd.-TD)
 APSU - Williams 25-124-1, Craig 13-73, Moore 8-41, Morris 5-16, Coleman 1-2, Floyd 1-1
 UK - Snell 14-152-2, Kemp 8-54-2, Williams 7-47-1, Timmons 1-11, S. Johnson 2-10, King 3-7

Passing (COMP-ATT-INT-YARDS-TD)

APSU - Craig 9-18-2-27-0
 UK - S. Johnson 6-9-0-101-2, Wright 3-4-1-28-0, Snell 0-1-0-0

Receiving (REC-YARDS-TD)

APSU - Moore 2-26, Coleman 2-13, Williams 2-1, Beard 2--10, Momodu 1--3
 UK - G. Johnson 3-46-1, Badet 1-42, Conrad 1-14, Walker 1-12, Baker 1-10, Timmons 1-5

Tackles

APSU - Mitchell 9, Allen 8, Turner 5
 UK - Jones 8, Ware 7, Walker 7, McWilson 7, McClain 7, Daniel 7

**41****JOSH
ALLEN****LINEBACKER****6-5 • 230 • Sophomore-1L
Montclair, N.J. (Montclair)****2016 - Sophomore**

- Team's sixth-leading tackler with 53
- Leads the team and ranks tied for ninth in the SEC in sacks with 6.5
- Third on the team in tackles for loss with 8.0 for 45 yards
- Has recorded seven or more tackles in three games this season, while he has a tackle for loss in seven of Kentucky's 10 games
- Has forced four fumbles this season
- Had eight tackles vs. Georgia, his second-best output of the season
- Charted six tackles, including a career-high 1.5 sacks and a quarterback hurry in the win over Vanderbilt
- Had seven tackles vs. South Carolina, adding a sack and a tackle for loss
- Recorded a career-high nine tackles with one sack and a forced fumble vs. Southern Miss.
- Made his first career start at Florida

ALLEN'S CAREER STATISTICS

Year	Pos.	G-GS	Tackles	Sacks-Yds.	TFL-Yds.	Int.	FF	QBH
2015	LB	12-0	4	0.5-2	1.5-4	1	0	1
2016	LB	11-8	53	6.5-41	8.0-45	0	4	3
Totals		23-8	57	7.0-43	9.5-49	1	4	4

ALLEN'S 2016 GAME-BY-GAME

Opponent	Tackles	Sacks	TFL-Y	FF	PBU	QBH
vs. Southern Miss	9	1.0-8	1.0-8	1	0	0
at Florida *	4	0	0	0	0	0
vs. New Mexico St.	2	1.0-4	1.0-4	0	0	0
vs. South Carolina *	7	1.0-7	1.0-7	0	0	1
at Alabama *	4	0	1.0-1	0	0	0
vs. Vanderbilt *	6	1.5-7	1.5-7	0	0	1
vs. Miss. State *	1	0-0	0-0	0	0	0
at Missouri *	3	1.0-0	0-0	1	0	0
vs. Georgia *	8	0-0	0.5-1	1	0	1
at Tennessee *	6	1.0-15	1.0-15	0	0	0
vs. Austin Peay	3	0-0	1.0-2	1	0	0
Totals	53	6.5-41	8.0-45	4	0	3

ALLEN'S SINGLE-GAME HIGHS

Tackles: 9, Southern Miss, Sept 3, 2016 (4-5)
Sacks: 1.5, twice, last Vanderbilt, Oct 8, 2016
Tackles for loss: 1.5, twice, last vs. Vanderbilt, Oct 8, 2016 (1.5-7)
Fumbles forced: 1, four times, last vs. Austin Peay, Nov 19, 2016
Pass breakups: 1, at Georgia, Nov 7, 2015

**13****JEFF
BADET****WIDE RECEIVER****6-0 • 180 • Junior-2L
Orlando, Fla. (Freedom)****2016 - Junior**

- All-SEC candidate
- Started in all 11 games and has been named a team captain in eight games
- Leads the team in receiving yards (587) and tied for the lead with TE C.J. Conrad in receiving TDs (4) ... Second on the team in receptions (24)
- Averages a team-high 24.5 yards per reception which ranks second nationally
- On track to break the UK single-season record for yards per reception
- Now has 1,302 career receiving yards, ranking 17th on UK's all-time list ... Needs 22 more to tie James Whalen and Rafael Little at No. 15
- Has six catches of 40-plus yards this season
- Caught three passes for 104 yards and one touchdown at Missouri, marking his second-straight game with 100 yards receiving
- First Wildcat with a 100-yard game with three or fewer receptions since La'Rod King had 3 for 102 vs. Ole Miss in 2011
- Had a 65-yard touchdown play at Missouri, the longest in an SEC road game since an 80-yarder from Dusty Bonner to Quentin McCord at Vanderbilt in 1999
- First Wildcat with consecutive 100-yard receiving games since Matt Roark vs. Mississippi State and Ole Miss in 2011
- Caught a game-high seven passes for 139 yards and two touchdowns – all of which were season highs – in the win over Mississippi State
- His 139 yards receiving were the second most receiving yards in a game against Mississippi State in school history ... The most was Randall Cobb (171 in 2010)
- Totaled a career-high 216 all-purpose yards vs. MSU (139 rcv, 77 kr)
- Became the 26th player in UK history to reach 1,000 receiving yards in his career with his 44-yard touchdown reception in the second half vs. MSU
- Had a 72-yard touchdown grab vs. Southern Miss, his longest career catch
- Most people don't know he's Haitian

BADET'S CAREER STATISTICS

Year	G-GS	Rec.	Yds.	Avg.	TD	Long	KR	Yds	Avg	TD	Long
2013	9-5	22	285	13.0	1	56	0	0	0	0	0
2015	12-10	29	430	14.8	2	45	0	0	0	0	0
2016	11-11	24	587	24.5	4	72	15	344	22.9	0	39
Totals	32-26	75	1302	17.4	7	72	15	344	22.9	0	39

BADET'S 2016 GAME-BY-GAME

Opponent	Rec.	Yds.	TD	Long	KR	Yds	Avg	TD	Long
vs. Southern Miss *	2	72	1	72	0	0	0	0	0
at Florida *	1	45	0	45	0	0	0	0	0
vs. New Mexico St. *	3	89	0	54	2	44	22.0	0	28
vs. South Carolina *	2	39	0	28	0	0	0	0	0
at Alabama *	0	0	0	0	2	54	27.0	0	31
vs. Vanderbilt *	2	8	0	8	3	71	23.7	0	29
vs. Miss. State *	7	139	2	44	3	77	25.7	0	39
at Missouri *	3	104	1	65	0	0	0	0	0
vs. Georgia *	2	34	0	10	3	62	20.7	0	21
at Tennessee *	1	15	0	15	2	36	18.0	0	19
vs. Austin Peay *	1	42	0	42	0	0	0	0	0
Totals	24	587	4	72	15	344	22.9	0	39

BADET'S SINGLE-GAME HIGHS

Receptions: 7, Mississippi State, Oct. 22, 2016
Receiving yards: 139, Mississippi State, Oct. 22, 2016 (7 receptions)
Receiving TDs: 2, Mississippi State, Oct. 22, 2016
Long reception: 72, Southern Miss, Sept 3, 2016
All-purpose yards: 216, Mississippi State, Oct. 22, 2016 (139 rcv, 77 KR)

**29****DERRICK
BAITY****CORNERBACK****6-3 • 182 • Sophomore-1L
Tampa, Fla. (H.B. Plant)****2016 - Sophomore**

- Leads the team with three interceptions (UF, NMSU and UT)
- Second on the team with six PBUs
- Had four tackles in the win over Mississippi State, adding a tackle for loss and a pass breakup
- Had a career-high seven tackles in the win over Vanderbilt, topping his previous best of five, which he most recently did against South Carolina
- Registered his first career INT at Florida
- Tied a season-high with five tackles vs. South Carolina, adding two pass breakups and one quarterback hurry
- Also had five tackles vs. Southern Miss
- Other than playing in the NFL, his dream job is to be a marriage counselor

BAITY'S CAREER STATISTICS

Year	Pos.	G-GS	Tackles	TFL-Yds.	Int.	FC	FR	PD
2015	CB	12-4	19	1.0-1	0-0	0	0	2
2016	CB	11-11	37	1.0-2	3-10	0	0	9
Totals		23-15	56	2.0-3	3-10	0	0	11

BAITY'S 2016 GAME-BY-GAME

Opponent	Tackles	Sacks	TFL-Y	FC	PD	Int.
vs. Southern Miss *	5	0-0	0-0	0	0	0



2016 PLAYER BIOS

BAITY'S 2016 GAME-BY-GAME

at Florida *	3	0-0	0-0	0	2	1
vs. New Mexico St. *	1	0-0	0-0	0	1	1
vs. South Carolina *	5	0-0	0-0	0	2	0
at Alabama *	2	0-0	0-0	0	0	0
vs. Vanderbilt *	7	0-0	0-0	0	0	0
vs. Miss. State *	4	0-0	1.0-2	0	1	0
at Missouri *	3	0-0	0-0	0	0	0
vs. Georgia *	3	0-0	0-0	0	1	0
at Tennessee *	3	0-0	0-0	0	0	1
vs. Austin Peay *	1	0-0	0-0	0	1	0
Totals	37	0-0	1.0-2	0	8	3

BAITY'S SINGLE-GAME HIGHS

Tackles: 7, Vanderbilt, Oct 8, 2016 (4-3)
Tackles for loss: 1.0, twice, last vs. Mississippi State, Oct 22, 2016 (1-2)
Pass breakups: 2, twice, last vs. South Carolina, Sept 24, 2016
Interceptions: 1, three times, last vs. Tennessee, Nov 12



2

DORIAN
BAKER

WIDE RECEIVER

6-3 • 208 • Junior-2L
Cleveland Heights, Ohio
(Cleveland Heights)

2016 - Junior

- Has played in eight of UK's 11 games after recovering from a preseason hamstring injury
- Returned to action vs. Vanderbilt
- Made his first receptions of the season at Missouri, finishing with four catches for 48 yards
- Started all 12 games last season and led the team in catches (55) and touchdowns (three), collecting 608 yards, including a team season-long 53 yard catch

BAKER'S CAREER STATISTICS

Year	Pos.	G-GS	Rec.	Yds.	Avg.	TD	Long
2014	WR	10-3	19	199	10.5	1	33
2015	WR	13-13	55	608	11.1	3	53
2016	WR	8-6	11	135	12.3	0	31
Totals		30-22	85	942	11.1	4	53

BAKER'S 2016 GAME-BY-GAME

Opponent	Rec.	Yds.	TD	Long
vs. Southern Miss	DNP	Injured		
at Florida	0	0	0	0
vs. New Mexico St. *	0	0	0	0
vs. South Carolina	DNP	Injured		
at Alabama	DNP	Injured		
vs. Vanderbilt	0	0	0	0
vs. Miss. State *	0	0	0	0
at Missouri *	4	48	0	31

vs. Georgia *	3	42	0	24
at Tennessee *	3	35	0	16
vs. Austin Peay *	1	10	0	10
Totals	11	135	0	31

BAKER'S SINGLE-GAME HIGHS

Receptions: 8, Eastern Kentucky, Oct 03, 2015
Receiving yards: 94, Louisville, Nov 28, 2015 (3 receptions)
Receiving TDs: 2, Eastern Kentucky, Oct 03, 2015
Long reception: 53, Louisville, Nov 28, 2015
All-purpose yards: 94, Louisville, Nov 28, 2015



7

DREW
BARKER

QUARTERBACK

6-3 • 225 • Sophomore-1L
Burlington, Ky. (Conner)

2016 - Sophomore

- Will miss the remaining of the season with a back injury
- Missed most of the New Mexico State game after suffering a back injury after the first offensive series
- Had three touchdown passes in a quarter vs. Southern Miss, becoming the first UK quarterback to achieve the feat since Andre' Woodson had three touchdown passes against Florida Atlantic on Sept. 29, 2007
- First player to have four touchdown passes in a half since Woodson against Florida on Oct. 20, 2007
- Ended the USM game with career highs in several categories: 323 yards passing and four touchdowns
- His 323 passing yards vs. USM were the fifth-most in school history in a season opener
- His four touchdown passes were the most in a season opener since Tim Couch against Louisville, Sept. 5, 1998. Couch had seven touchdown passes that game
- His 323 passing yards are the most for a UK quarterback with 15 completions or less in school history

BARKER'S CAREER STATISTICS

Year	G-GS	Comp.	Att.	Int.	Pct.	Yds.	TD	Long
2015	5-2	35	70	2	50.0	364	1	42
2016	3-3	18	36	5	50.0	334	4	72
Totals	8-5	53	106	7	50.0	698	5	72

BARKER'S 2016 GAME-BY-GAME

Opponent	Comp.-Att.-Int.	Yds.	TD	Long	Rush	Yards	TD
vs. Southern Miss *	15-24-1	323	4	72	7	-5	0
at Florida *	2-10-3	10	0	7	6	-19	0
vs. New Mexico St. *	1-2-1	1	0	1	1	1	0
Totals	18-36-5	334	4	72	14	-23	1

BARKER'S SINGLE-GAME HIGHS

Pass attempts: 29, Charlotte, Nov 21, 2015
Pass completions: 16, Charlotte, Nov 21, 2015
Pass yards: 323, Southern Miss, Sept 3, 2016
Pass TDs: 4, Southern Miss, Sept 3, 2016
Had intercepted: 3, at Florida, Sept 10, 2016
Long pass: 72, Southern Miss, Sept 3, 2016
Total offense attempts: 35, Charlotte, Nov 21, 2015 (6 rush, 29 pass)
Total offense yards: 318, Southern Miss, Sept 3, 2016 (-5 rush, 323 pass)
All-purpose yards: 26, at Vanderbilt, Nov 14, 2015
Rushing Touchdowns: 1, Louisville, Nov 28, 2015
Rush attempts: 12, Louisville, Nov 28, 2015
Rush yards: 26, at Vanderbilt, Nov 14, 2015 (4 carries)
Long rush: 17, at Vanderbilt, Nov 14, 2015



92

ALVONTE
BELL

DEFENSIVE END

6-5 • 260 • Junior-JC
Miramar, Fla. (Everglades/
Pearl River Community College)

2016 - Junior

- Did not see action at Alabama due to a one-game suspension
- Totaled a career-high seven tackles vs. NMSU
- Recorded four tackles in his first career start vs. Southern Miss.

BELLS' 2016 GAME-BY-GAME

Opponent	Tackles	Sacks	TFL-Y	FC	QBH	PBU
vs. Southern Miss *	4	0-0	0-0	0	0	0
at Florida	1	0-0	0-0	0	0	0
vs. New Mexico St. *	7	0-0	0-0	0	1	0
vs. South Carolina	4	0.5-1	0.5-1	0	0	0
at Alabama	DNP					
vs. Vanderbilt	1	0-0	0-0	0	0	1
vs. Mississippi State	0	0-0	0-0	0	0	0
at Missouri	2	0-0	0-0	0	0	0
vs. Georgia	0	0-0	0-0	0	0	0
at Tennessee	0	0-0	0-0	0	0	0
vs. Austin Peay	1	0-0	0-0	0	0	0
Totals	20	0.5-1	0.5-1	0	1	1

BELL'S CAREER STATISTICS

Year	Pos.	G-GS	Tackles	TFL-Yds.	Sacks-Yds.	FC	QBH	PBU
2016	DE	10-2	20	0.5-1	0.5-1	0	1	1
Totals	DE	10-2	20	0.5-1	0.5-1	0	1	1

**6****BLAKE
BONE****WIDE RECEIVER****6-5 • 213 • Junior-2L
Woodruff, S.C. (Woodruff)****2016 - Junior**

- Has played in nine games this season with four catches for 71 yards
- Had two catches for 57 yards at Tennessee

BONE'S CAREER STATISTICS

Year	Pos.	G-GS	Rec.	Yds.	Avg.	TD	Long
2014	WR	12-0	14	194	13.9	2	36
2015	WR	11-1	20	210	10.5	1	40
2016	WR	9-0	4	71	17.8	0	37
Totals		31-1	38	475	12.5	3	40

BONE'S 2016 GAME-BY-GAME

Opponent	Rec.	Yds.	TD	Long
vs. Southern Miss	DNP			
at Florida	DNP			
vs. New Mexico St.	0	0	0	0
vs. South Carolina	0	0	0	0
at. Alabama	1	5	0	5
vs. Vanderbilt	0	0	0	0
vs. Mississippi State	0	0	0	0
at Missouri	1	9	0	9
vs. Georgia	0	0	0	0
at Tennessee	2	57	0	37
vs. Austin Peay	0	0	0	0
Totals	4	71	0	37

**32****ELI
BROWN****LINEBACKER****6-2 • 215 • Freshman-RS
Bowling Green, Ky. (Warren East)****2016 - Freshman**

- Has seen action in all 11 games this season
- Saw his most extensive action of season at Tennessee with the injury of Jordan Jones, charting four tackles
- At Alabama, registered a career-high 7.0 tackles

BROWN'S 2016 GAME-BY-GAME


Opponent	Tackles	Sacks	TFL-Y	FC	QBH	Int.
vs. Southern Miss	1	0-0	0-0	0	0	0
at Florida	2	0-0	0-0	0	0	0
vs. New Mexico St.	2	0-0	0-0	0	0	0
vs. South Carolina	0	0-0	0-0	0	0	0
at Alabama	7	0-0	0-0	0	0	0
vs. Vanderbilt	1	0-0	0-0	1	0	0
vs. Mississippi State	0	0-0	0-0	0	0	0
at Missouri	3	0-0	0-0	0	0	0
vs. Georgia	2	0-0	0-0	0	0	0
at Tennessee	4	0-0	0-0	0	0	0
vs. Austin Peay	1	0-0	0.5-1	0	0	0
Totals	23	0-0	0.5-1	1	0	0

**90****T.J.
CARTER****DEFENSIVE END****6-4 • 275 • Freshman-HS
Mableton, Ga.
(Whitefield Academy)****2016 - Freshman**

- Has seen action in nine games this season
- Recorded a career-high three tackles vs. Austin Peay

CARTER'S 2016 GAME-BY-GAME

Opponent	Tackles	Sacks	TFL-Y	FC	QBH	Int.
vs. Southern Miss	DNP					
at Florida	2	0-0	0-0	0	0	0
vs. New Mexico St.	2	0-0	0-0	0	0	0
vs. South Carolina	DNP					
at Alabama	0	0-0	0-0	0	0	0
vs. Vanderbilt	2	0-0	0-0	0	0	0
vs. Mississippi State	0	0-0	0-0	0	0	0
at Missouri	0	0-0	0-0	0	0	0
vs. Georgia	0	0-0	0-0	0	0	0
at Tennessee	0	0-0	0-0	0	0	0
vs. Austin Peay	3	0-0	0.5-0	0	0	0
Totals	9	0-0	0.5-0	0	0	0

**87****C.J.
CONRAD****TIGHT END****6-5 • 245 • Sophomore-1L
LaGrange, Ohio (Keystone)****2016 - Sophomore**

- Fourth on the team in receiving with 15 catches for 231 yards and a team-high tying four TDs
- Had a career day vs. New Mexico State, catching five passes for a career-high 133 yards
- Had a career-long 72-yard receiving TD
- First UK player with three receiving touchdowns in the game since Dicky Lyons, Jr. vs. Florida on Oct. 20, 2007
- First UK tight end with 100 receiving yards in a game since Jacob Tamme vs. Tennessee on Nov. 24, 2007
- His 133 receiving yards are the third-most receiving yards by a tight end in school history and most in a game since James Whalen had 151 vs. Georgia in 1999
- The 133 receiving yards are the 10th-most by a player at Commonwealth Stadium and second-most by a tight end in CWS history
- Named the John Mackey Tight End of the Week after the New Mexico State game
- Named to the John Mackey Award Midseason Award Watch List (nation's top tight end)

CONRAD'S CAREER STATISTICS

Year	Pos.	G-GS	Rec.	Yds.	Avg.	TD	Long
2015	TE	12-9	15	149	9.9	1	28
2016	TE	11-9	15	231	15.4	4	72
Totals		23-18	30	380	12.7	5	72

CONRAD'S 2016 GAME-BY-GAME

Opponent	Rec.	Yds.	TD	Long
vs. Southern Miss *	1	5	0	5
at Florida	0	0	0	0
vs. New Mexico St.	5	133	3	72
vs. South Carolina *	1	8	0	8
at Alabama *	2	10	0	8
vs. Vanderbilt *	3	13	0	7
vs. Miss. State *	1	26	0	26
at Missouri *	0	0	0	0
vs. Georgia *	0	0	0	0
at Tennessee *	1	22	0	22
vs. Austin Peay *	1	14	1	14
Totals	15	231	4	72



2016 PLAYER BIOS

CONRAD'S SINGLE-GAME HIGHS

Touchdowns: 3, New Mexico State, Sept 17, 2016
Receptions: 6, at Mississippi State, Oct 24, 2015
Receiving yards: 133, New Mexico State, Sept 17, 2016 (5 receptions)
Receiving TDs: 3, New Mexico State, Sept 17, 2016
Long reception: 72, New Mexico State, Sept 17, 2016
All-purpose yards: 133, New Mexico State, Sept 17, 2016



56

KASH
DANIEL

LINEBACKER

6-1 • 241 • Freshman-HS
Paintsville, Ky. (Paintsville)

2016 - Freshman

- Has seen action in all 11 games, mostly on special teams
- Recorded a career-high seven tackles vs. Austin Peay
- Graduated a semester early and enrolled at Kentucky in January of 2016

KA. DANIEL'S 2016 GAME-BY-GAME

Opponent	Tackles	Sacks	TFL-Y	FC	QBH	Int.
vs. Southern Miss	1	0-0	0-0	0	0	0
at Florida	1	0-0	0-0	0	0	0
vs. New Mexico St.	0	0-0	0-0	0	0	0
vs. South Carolina	0	0-0	0-0	0	0	0
at Alabama	1	0-0	0-0	0	0	0
vs. Vanderbilt	1	0-0	0-0	0	0	0
vs. Mississippi State	1	0-0	0-0	0	0	0
at Missouri	0	0-0	0-0	0	0	0
vs. Georgia	2	0-0	0-0	0	0	0
at Tennessee	3	0-0	0-0	0	0	0
vs. Austin Peay	7	0-0	0-0	0	0	0
Totals	17	0-0	0-0	0	0	0



20

KENGERA
DANIEL

DEFENSIVE END

6-5 • 260 • Sophomore-1L
Raleigh, N.C. (Millbrook)

2016 - Sophomore

- Did not see action in the first four games due to a violation of team rules

KEN. DANIEL'S 2016 GAME-BY-GAME

Opponent	Tackles	Sacks	TFL-Y	FC	QBH	Int.
vs. Southern Miss	DNP					
at Florida	DNP					
vs. New Mexico St.	DNP					
vs. South Carolina	DNP					
at Alabama	0	0-0	0-0	0	0	0
vs. Vanderbilt	1	0-0	0-0	0	0	0
vs. Mississippi State	0	0-0	0-0	0	0	0
at Missouri	1	0-0	0-0	0	0	0
vs. Georgia	0	0-0	0-0	0	0	0
at Tennessee	0	0-0	0-0	0	0	0
vs. Austin Peay	1	0-0	0-0	0	0	0
Totals	3	0-0	0-0	0	0	0

DANIEL'S CAREER STATISTICS

Year	Pos.	G-GS	Tackles	Sacks-Yds.	TFL-Yds.	FC	FR	PBU
2015	DT	3-0	1	0-0	0.0-0	0	0	0
2016	DT	7-0	3	0-0	0-0	0	0	0
Totals		10-0	4	0-0	0-0	0	0	0



98

TYMERE
DUBOSE

DEFENSIVE TACKLE

6-5 • 320 • Sophomore-1L
Youngstown, Ohio
(Youngstown Christian)

2016 - Sophomore

- Has played in nine, with a season-high three tackles vs. New Mexico State

DUBOSE'S 2016 GAME-BY-GAME

Opponent	Tackles	Sacks	TFL-Y	FC	QBH	Int.
at Florida	0	0-0	0-0	0	0	0
vs. New Mexico St.	3	0-0	0-0	0	0	0
vs. South Carolina	1	0-0	0-0	0	0	0
at Alabama	0	0-0	0-0	0	0	0
vs. Vanderbilt	0	0-0	0-0	0	0	0
vs. Mississippi State	DNP					
at Missouri	1	0-0	0-0	0	0	0
vs. Georgia	0	0-0	0-0	0	0	0
at Tennessee	0	0-0	0-0	0	0	0
vs. Austin Peay	0	0-0	0-0	0	0	0
Totals	5	0-0	0-0	0	0	0

DUBOSE'S CAREER STATISTICS

Year	Pos.	G-GS	Tackles	Int.-Yds.	PBU	FR	FC
2015	DT	4-0	1	0-0	0	0	0
2016	DT	9-0	5	0-0	0	0	0
Totals		13-0	6	0-0	0	0	0



27

MIKE
EDWARDS

SAFETY

6-0 • 200 • Sophomore-1L
Cincinnati, Ohio (Winton Woods)

2016 - Sophomore

- All-SEC candidate
- Leads all SEC defensive backs in tackles with 87
- Leads the team and ranks sixth in the SEC in tackles per game with 7.9
- Among the league leaders in pass breakups with nine (tied for 13th in SEC)
- Has four tackles for loss
- Has 10 or more tackles in four games this season
- Charted 12 tackles at Tennessee
- Had a career-high 13 tackles against Georgia
- Led the team in tackles in the win over Vanderbilt with eight, including one TFL
- Totalled 12 tackles at No. 1 Alabama, with two PBUs
- Also had 12 tackles vs. New Mexico State
- Tipped a pass that was picked off by teammate Blake McClain vs. Southern Miss.

EDWARDS' CAREER STATISTICS

Year	Pos.	G-GS	Tackles	Int.-Yds.	TFL	FC	FR	PD
2015	S	12-5	39	1-20	2.0-4	1	0	3
2016	S	11-11	87	1-46	4.0-8	0	0	9
Totals		23-16	126	2-66	6.0-12	1	0	12

EDWARDS' 2016 GAME-BY-GAME

Opponent	Tackles	Sacks	TFL-Y	FC	PBU	Int.
vs. Southern Miss *	9	0-0	1.0-2	0	1	0
at Florida *	6	0-0	0	0	1	0
vs. New Mexico St. *	12	0-0	1.0-4	0	3	0
vs. South Carolina *	4	0-0	0-0	0	1	0
at Alabama *	12	0-0	0-0	0	2	0
vs. Vanderbilt *	8	0-0	1.0-1	0	0	0
vs. Mississippi State *	3	0-0	1.0-1	0	0	0
at Missouri *	6	0-0	0-0	0	0	0
vs. Georgia *	13	0-0	0-0	0	0	0
at Tennessee *	12	0-0	0-0	0	0	0
vs. Austin Peay *	2	0-0	0-0	0	0	1
Totals	87	0-0	4.0-8	0	8	1

EDWARDS' SINGLE-GAME HIGHS

Tackles: 13, vs Georgia, Nov 5, 2016 (4-9)
Tackles for loss: 1.0, 6x, last vs Mississippi State, Oct 22, 2016 (1)
Fumbles forced: 1, at Vanderbilt, Nov 14, 2015
Pass breakups: 3, New Mexico State, Sept 17, 2016
Touchdowns: 1, Charlotte, Nov 21, 2015
All-purpose yards: 20, Charlotte, Nov 21, 2015
Interceptions: 1, twice, last vs Austin Peay, Nov 19, 2016
Long interception return: 46, Austin Peay, Nov 19, 2016



69

MATT
ELAM

NOSEGUARD

6-7 • 360 • Junior-2L
Elizabethtown, Ky. (John Hardin)

2015 - Junior

- Posted a season-high four tackles vs. Southern Miss in the opener
- Did not dress vs. Vanderbilt with injury

ELAM'S CAREER STATISTICS

Year	Pos.	G-GS	Tackles	Sacks-Yds.	TFL-Yds.	FC	FR	PBU
2014	DT	12-0	10	0-0	0-0	0	0	2
2015	DT	12-4	23	0-0	0.5-1	0	0	0
2016	DT	10-5	9	0-0	0-0	0	0	0
Totals		34-9	41	0-0	2-4	1	0	2

ELAM'S 2016 GAME-BY-GAME

Opponent	Tkls.	TFL-Y	Sacks-Y	FC	FR	Int.	QBH
vs. Southern Miss *	4	0-0	0-0	0	0	0	0
at Florida *	0	0-0	0-0	0	0	0	0
vs. New Mexico St.	0	0-0	0-0	0	0	0	0
vs. South Carolina *	0	0-0	0-0	0	0	0	0
at Alabama *	0	0-0	0-0	0	0	0	0
vs. Vanderbilt	DNP (Injury)						
vs. Miss. State *	0	0-0	0-0	0	0	0	0
at Missouri	0	0-0	0-0	0	0	0	0
vs. Georgia	0	0-0	0-0	0	0	0	0
at Tennessee	2	0-0	0-0	0	0	0	0
vs. Austin Peay	3	0-0	0-0	0	0	0	0
Totals	9	0.0-0	0-0	0	0	0	0

ELAM'S SINGLE-GAME HIGHS

Tackles: 6, 2x, last vs. UL Lafayette, Sept 5, 2015 (4-2)
Tackles for loss: -5, Charlotte, Nov 21, 2015 (0-0)
Pass breakups: 1, 2x, last vs. Louisiana-Monroe, Oct 11, 2014



11

J.D.
HARMON

CORNERBACK

6-2 • 200 • Senior-3L
Paducah, Ky. (Tilghman)

2016 - Senior

- Has played in 46 career games with three starts
- Recorded five tackles, including one TFL for four yards and recovered a fumble vs. Georgia

- Had two interceptions vs. Southern Miss., giving him a team-high seven career interceptions
- The two-interception game is the second of his career, the first came his freshman season when he had two picks at Missouri in 2012
- First UK player to record two picks in a season opener since Winston Guy vs. WKU on Sept. 1, 2011
- Had eight tackles in the season opener

HARMON'S CAREER STATISTICS

Year	Pos.	G-GS	Tackles	TFL-Y	Int.-Yds.	PD	FR	FC	QBH
2012	CB	12-3	24	0-0	2-8	6	0	0	0
2014	CB	12-0	29	2.0-4	0-0	0	1	2	3
2015	CB	12-0	28	0-0	3-25	5	0	1	1
2016	CB	11-0	35	1.0-4	2-0	3	1	0	1
Totals		46-3	116	3.0-8	7-33	14	2	3	5

HARMON'S 2016 GAME-BY-GAME

Opponent	Tackles	Sacks	TFL-Y	FR	FC	PBU	Int.
vs. Southern Miss	8	0-0	0-0	0	0	1	2
at Florida	4	0-0	0-0	0	0	0	0
vs. New Mexico St.	3	0-0	0-0	0	0	0	0
vs. South Carolina	2	0-0	0-0	0	0	0	0
at Alabama	0	0-0	0-0	0	0	0	1
vs. Vanderbilt	3	0-0	0-0	0	0	0	0
vs. Miss. State	4	0-0	0-0	0	0	0	0
at Missouri	3	0-0	0-0	0	0	0	0
vs. Georgia	5	0-0	1.0-4	1	0	0	0
at Tennessee	2	0-0	0-0	0	0	0	0
vs. Austin Peay	1	0-0	0-0	0	0	0	0
Totals	35	0-0	1.0-4	1	0	1	3

HARMON'S SINGLE-GAME HIGHS

Interceptions: 2, Southern Miss, Sept 3, 2016
Long interception return: 25, Louisville, Nov 28, 2015
Tackles: 8, Southern Miss, Sept 3, 2016 (3-5)
Tackles for loss: 2.0, UT Martin, Aug 30, 2014 (2-0)
Fumbles forced: 1, 3x, last vs. UL Lafayette, Sept 5, 2015
Fumbles recovered: 1, twice, last vs. Georgia, Nov 5, 2016
Pass breakups: 1, 3x, last vs. Southern Miss, Sept 3, 2016
All-purpose yards: 60, UL Lafayette, Sept 5, 2015
Kick returns: 2, Southern Miss, Sept 3, 2016
Kick return yards: 60, UL Lafayette, Sept 5, 2015 (1 return)
Long kick return: 60, UL Lafayette, Sept 5, 2015



85

GREG
HART

TIGHT END

6-5 • 245 • Junior-TR
Dayton, Ohio (Archbishop Alter/
Nebraska)

2016 - Junior

- Has seen action in 10 games
- Missed the Austin Peay game due to injury
- Caught two passes for 16 yards vs. New Mexico State

- Played in nine games, mostly on special teams, as a redshirt freshman at Nebraska in 2014

HART'S 2016 GAME-BY-GAME

Opponent	Rec.	Yds.	TD	Long
vs. Southern Miss	0	0	0	0
at Florida	0	0	0	0
vs. New Mexico St.	2	16	0	11
vs. South Carolina	0	0	0	0
at Alabama	1	6	0	6
vs. Vanderbilt	0	0	0	0
vs. Mississippi State	1	8	0	8
at Missouri	1	1	0	1
vs. Georgia	0	0	0	0
at Tennessee	1	0	0	1
vs. Austin Peay	DNP	(INJ)		
Totals	6	32	0	11



9

GARRETT
JOHNSON

WIDE RECEIVER

5-11 • 175 • Junior-2L
Winter Garden, Fla. (West Orange)

2016 - Junior

- Leads the team in receptions with 31 for 404 yards
- Also led the team last season with 694 receiving yards, collecting 46 catches for two touchdowns, including a long of 39
- Has caught a pass in nine straight games
- Has 99 career receptions for 1,369 yards, ranking him 14th on UK's career receiving yards list ... Needs 48 more to tie Jacob Tamme at No. 13 (1,417) and 53 to jump two spots to No. 12 with Larry Seiple (1,422)
- Opened the season with six catches for 143 receiving yards vs. Southern Miss, the second-most in a season opener in school history
- Marked his fourth career 100-yard receiving game
- Had 23.8 yards per reception in the game, which is the most yards per reception by a UK player with at least five receptions since he had 25.7 yards per reception against Florida in 2014
- First player with 100 receiving yards in a season opener since Dicky Lyons, Jr., vs. Eastern Kentucky on Sept. 1, 2007
- Became the 13th player to reach 1,000 career receiving yards within his first 25 games played at Kentucky, the first to accomplish that feat since Javess Blue in 2014

G. JOHNSON'S CAREER STATISTICS

Year	Pos.	G-GS	Rec.	Yds.	Avg.	TD	Long
2014	WR	12-2	22	271	12.3	2	60
2015	WR	12-11	46	694	15.1	2	39
2016	WR	11-8	31	404	13.0	3	53



2016 PLAYER BIOS

G. JOHNSON'S CAREER STATISTICS

Totals	34-22	99	1369	13.8	7	60
--------	-------	----	------	------	---	----

G. JOHNSON'S 2016 GAME-BY-GAME

Opponent	Rec.	Yds.	TD	Long
vs. Southern Miss *	6	143	2	53
at Florida *	0	0	0	0
vs. New Mexico St. *	3	31	0	21
vs. South Carolina *	4	38	0	15
at Alabama *	4	27	0	16
vs. Vanderbilt *	2	20	0	15
vs. Miss. State *	3	18	0	10
at Missouri *	3	29	0	12
vs. Georgia	2	33	0	20
at Tennessee	1	19	0	19
vs. Austin Peay	3	46	1	40
Totals	31	404	3	53

G. JOHNSON'S SINGLE-GAME HIGHS

Receptions: 9, Auburn, Oct 15, 2015
Receiving yards: 160, Auburn, Oct 15, 2015 (9 receptions)
Receiving TDs: 2, twice, last vs. Southern Miss, Sept 3, 2016
Long reception: 60, at Florida, Sep 13, 2014
All-purpose yards: 160, Auburn, Oct 15, 2015



15

STEPHEN
JOHNSON II

QUARTERBACK

6-3 • 183 • Junior-JC
 Rancho Cucamonga, Calif.
 (Los Osos/Grambling/
 College of the Desert)

2016 - Junior

- Holds a 4-3 record as a UK starter
- Ranks eighth in the SEC in pass efficiency (126.3)
- Did not start vs. Austin Peay with intentions to nurse a sore knee but with UK trailing 13-0 he entered in the second quarter and directed UK to touchdown drives on all five possessions he played -- three possessions in the second quarter and the first two possessions of the third quarter
- Made his first career start vs. South Carolina, completing 11-of-19 passes for 135 yards
- Came in for an injured Drew Barker on UK's second offensive series and finished the game 17-for-22 with a career-high 310 yards passing and a career-high three touchdowns -- all three were to tight end C.J. Conrad
- Second quarterback in school history to pass for at least 300 yards within their first two career games played ... The other was Jared Lorenzen against Louisville on Sept. 2, 2000
- First UK quarterback with at least 300 passing yards and at least 50 rushing yards since Patrick Towles vs. Mississippi State on Oct. 25, 2014

- Made his UK debut in the third quarter vs. Florida
- Rushed for a three-yard score vs. Vanderbilt, his first rushing touchdown of his UK career
- Had a career-best 72 net rushing yards on 10 attempts at Tennessee
- Completed 17-of-33 passes for 292 yards and two touchdowns in the win over Mississippi State ... His 17 completions tied a career high
- Was 8-of-11 in the second half vs. MSU for 191 yards and two touchdowns

S. JOHNSON'S CAREER STATISTICS

Year	G-GS	Comp.	Att.	Int.	Pct.	Yds.	TD	Long
2014*	6-6	59	105	4	56.2	723	6	75
2016	10-7	110	204	5	53.9	1524	9	72
Totals	16-14	169	309	9	54.7	2247	15	75

S. JOHNSON'S 2016 GAME-BY-GAME

Opponent	Comp.-Att.-Int.	Yds.	TD	Long	Rush Yards	TD
vs. Southern Miss	DNP					
at Florida	1-3-0	45	0	45	7	9
vs. New Mexico St.	17-22-0	310	3	72	10	51
vs. South Carolina *	11-19-1	135	0	28	13	6
at Alabama *	13-22-0	89	0	16	7	-26
vs. Vanderbilt *	10-24-1	49	0	15	10	55
vs. Miss. State *	17-33-0	292	2	44	9	20
at Missouri *	14-23-1	208	2	65	2	3
vs. Georgia *	10-20-1	103	0	24	5	-5
at Tennessee *	12-29-1	192	0	37	10	72
vs. Austin Peay	5-9-0	101	2	42	2	10
Totals	110-204-5	1524	9	72	75	195

S. JOHNSON'S SINGLE-GAME HIGHS

Pass attempts: 33, Mississippi State, Oct 22, 2016
Pass completions: 17, twice, last vs. Mississippi State, Oct 22, 2016
Pass yards: 310, New Mexico State, Sept 17, 2016
Pass TDs: 3, New Mexico State, Sept 17, 2016
Long pass: 72, New Mexico State, Sept 17, 2016
Total offense attempts: 32, New Mexico State, Sept 17, 2016 (10 rush, 22 pass)
Total offense yards: 361, Southern Miss, Sept 3, 2016 (51 rush, 310 pass)
All-purpose yards: n/a
Rushing Touchdowns: 1, twice, last vs Tennessee, Nov. 12, 2016
Rush attempts: 13, South Carolina, Sept 24, 2016
Rush yards: 71, Tennessee, Nov 12, 2016 (10 carries)
Long rush: 75, Tennessee, Nov 12, 2016



34

JORDAN
JONES

LINEBACKER

6-2 • 220 • Sophomore-1L
 Youngstown, Ohio (Cardinal Mooney)

2015 - Sophomore

- All-SEC candidate
- Leads the team with nine quarterback hurries

- Second on the team and third in the SEC in tackles per game with 8.2 (90)
- Ranks tied for 15th in the nation in solo tackles per game (5.6)
- Leads the team in tackles for loss with 12.0 after recording 2.0 TFLs vs. Austin Peay
- Saw limited action at Tennessee with back spasms
- Record a career-high 2.5 TFL vs. Georgia
- Has three double-digit tackle games this season (Southern Miss, Mississippi State and Georgia)
- In his first career start vs. Southern Miss, finished with a career-high 19 tackles, including 13 solo ... Added two tackles for loss, one sack and a quarterback hurry
- The 19 tackles were the most by a UK player since Cory Johnson had 19 tackles last season against ECU
- Led UK with eight tackles, adding 0.5 tackles for loss and a pass breakup vs. South Carolina
- Had a career-high three quarterback hurries at Alabama

JONES' CAREER STATISTICS


Year	G-GS	Tackles	TFL-Yds.	Sacks-Yds.	PD	FF	FR	QBH
2015	8-0	10	0-0	0-0	0	0	1	0
2016	11-11	90	12.0-47	3.0-23	4	1	0	9
Totals	19-10	100	12.0-47	3.0-23	4	1	1	10

JONES' 2016 GAME-BY-GAME

Opponent	Tkls.	TFL-Y	Sacks-Y	PBU	FF	FR	Int.	QBH
vs. Southern Miss *	19	2.0-13	1.0-10	0	0	0	0	1
at Florida *	9	1-1	0-0	1	0	0	0	0
vs. New Mexico St.*	7	0-0	0-0	0	0	0	0	1
vs. USC *	8	0.5-1	0-0	1	0	0	0	0
at Alabama *	8	1.0-1	0	0	0	0	0	3
vs. Vanderbilt *	5	1.0-7	1.0-7	0	0	0	0	2
vs. Miss. State *	11	0-0	0-0	0	0	0	0	1
at Missouri *	4	2.0-5	0-0	1	0	0	0	0
vs. Georgia *	10	2.5-9	0-0	1	1	0	0	0
at Tennessee *	1	0-0	0-0	0	0	0	0	1
vs. Austin Peay *	8	2.0-10	1.0-6	0	0	0	0	0
Totals	100	12.0-47	3.0-23	4	1	0	0	9

JONES' SINGLE-GAME HIGHS

Tackles: 19, Southern Miss, Sept 3, 2016 (13-6)
Sacks: 1.0, three times, last vs Austin Peay, Nov 20, 2016 (6 yards)
Tackles for loss: 2.5, vs Georgia, Nov 5, 2016 (2.5-9)
Fumbles recovered: 1, at Vanderbilt, Nov 14, 2015
QB Hurries: 3, at Alabama, Oct 1, 2016



3

JOJO
KEMP

RUNNING BACK

5-10 • 200 • Senior-3L
DeLand, Fla. (DeLand)**2016 - Senior**

- Has played in 43 career games with four starts
- Named a team captain vs. Southern Miss, Florida and Austin Peay
- Did not see action vs. Missouri and Georgia with a broken left hand
- Ran eight times for 54 yards, including TD runs of 40 and seven yards vs. Austin Peay on Senior Day
- Became the first senior with two touchdowns in his final home game since Derrick Locke in 2010 vs. Vanderbilt
- Has 1,649 rushing yards and ranks 16th on UK's career list ... Needs just 15 yards to move up to No. 15 with Bill Leskovar (1949-51)
- Has 19 rushing touchdowns which ranks eighth on UK's career list
- Returned to action against Tennessee after missing two games to record 90 rushing yards on eight attempts, including a career-long 71-yard TD run
- Rushed for a team-high 39 yards on 10 carries at Alabama
- Did not see action vs. New Mexico State with an ankle injury
- Earned a starting nod vs. Southern Miss and totaled five rushes for seven yards with one TD
- Scored the Wildcats' touchdown at Florida on a 2-yard run in the fourth quarter, his 15th career rushing touchdown

KEMP'S CAREER STATISTICS

Year	G-GS	Att.	Yds.	Avg.	TD	LG	Rec.	Yds.	Avg.	TD	LG
2013	12-0	100	482	4.8	3	47	9	56	6.2	0	18
2014	11-1	70	323	4.6	4	43	3	12	4.0	0	8
2015	12-1	98	555	5.7	6	47	4	12	3.0	0	9
2016	8-2	57	289	5.1	6	71	2	5	2.5	0	4
Totals	43-3	325	1649	5.1	19	71	18	85	4.7	0	18

KEMP'S 2016 GAME-BY-GAME

Opponent	Att.	Yds.	TD	Long
vs. Southern Miss *	5	7	1	7
at Florida	8	13	1	4
vs. New Mexico St.	DNP	(INJ)		
vs. South Carolina	4	16	9	6
at Alabama	10	39	0	16
vs. Vanderbilt	12	55	1	16
vs. Mississippi State	2	15	0	8
at Missouri	DNP	(INJ)		
vs. Georgia	DNP	(INJ)		
at Tennessee	8	90	1	71
vs. Austin Peay *	8	58	2	40

Totals	57	289	6	71
--------	----	-----	---	----

KEMP'S SINGLE-GAME HIGHS

Rush attempts: 17, South Carolina, Oct 04, 2014
 Rush yards: 165, Charlotte, Nov 21, 2015 (11 carries)
 Rush TDs: 3, twice, last vs. Charlotte, Nov 21, 2015
 Long rush: 71, Tennessee, Nov 12, 2016
 Receptions: 3, Tennessee, Nov 30, 2013
 Receiving yards: 17, Missouri, Nov 9, 2013 (2 receptions)
 Long reception: 18, Missouri, Nov 9, 2013
 Total offense yards: 165, Charlotte, Nov 21, 2015 (165 rush, 0 pass)
 All-purpose yards: 165, Charlotte, Nov 21, 2015
 Kick returns: 3, Southern Miss, Sept 3, 2016
 Kick return yards: 75, Southern Miss, Sept 3, 2016 (3 returns)
 Long kick return: 32, Southern Miss, Sept 3, 2016



22

SIHIEM
KING

RUNNING BACK

5-9 • 172 • Sophomore-1L
Colquitt, Ga. (Colquitt County)**2016 - Sophomore**

- Has seen action in all 11 games this season
- Rushed a season-high six times for 75 yards and a touchdown at Tennessee

KING'S CAREER STATISTICS

Year	G-GS	Att.	Yds.	Avg.	TD	LG	Rec.	Yds.	Avg.	TD	LG
2015	12-0	11	127	11.5	1	62	4	6	1.5	0	6
2016	11-0	11	81	7.4	1	24	3	14	4.7	0	11
Totals	21-0	13	126	9.7	1	62	7	20	2.9	0	11

KING'S CAREER STATISTICS

Year	Rush	Rcv	KOR	KOR Yds.	Avg.	TD	Long	All Purpose
2015	127	6	23	498	21.7	0	48	631
2016	81	14	4	95	23.8	0	27	190
Totals	208	20	27	593	22.0	0	48	821

KING'S 2016 GAME-BY-GAME

Opponent	Att.	Yds.	TD	LG	Rec.	Yds.	TD	LG	KR	Yds.	TD	LG
vs. USM	0	0	0	0	0	0	0	0	3	70	0	0
at Florida	0	0	0	0	0	0	0	0	0	0	0	0
vs. NMSU	0	0	0	0	1	0	0	0	0	0	0	0
vs. USC	0	0	0	0	0	0	0	0	0	0	0	0
at Alabama	2	-1	0	0	2	14	0	11	1	25	0	25
vs. Vandy	0	0	0	0	0	0	0	0	0	0	0	0
vs. MSU	0	0	0	0	0	0	0	0	0	0	0	0
at Missouri	0	0	0	0	0	0	0	0	0	0	0	0
vs. Georgia	0	0	0	0	0	0	0	0	0	0	0	0
at UT	6	75	1	24	0	0	0	0	0	0	0	0
vs. APSU	3	7	0	0	0	0	0	0	0	0	0	0
Totals	11	81	1	24	3	14	0	11	4	95	0	25

KING'S SINGLE-GAME HIGHS

Rush attempts: 6, Tennessee, Nov 12, 2016
 Rush yards: 91, Charlotte, Nov 21, 2015 (5 carries)
 Rush TDs: 1, twice, last vs. Tennessee, Nov 12, 2016
 Long rush: 62, Charlotte, Nov 21, 2015
 Receptions: 2, Vanderbilt, Nov 14, 2015
 Receiving yards: 4, Mississippi State, Oct 24, 2015 (1 reception)
 Long reception: 6, Vanderbilt, Nov 14, 2015
 Total offense yards: 91, Charlotte, Nov 21, 2015 (91 rush, 0 pass)
 All-purpose yards: 114, Charlotte, Nov 21, 2015
 Kick returns: 3, four times
 Kick return yards: 77, Missouri, Sep 26, 2015 (2 returns)
 Long kick return: 48, Missouri, Sep 26, 2015



44

De'NIRO
LASTER

LINEBACKER

6-4 • 241 • Junior-TR
Cleveland Heights, Ohio
(Cleveland Heights/Minnesota)**2016 - Junior**

- Out for the season with a knee injury
- Prior to his injury, had 14 tackles, 1.0 sack and 2.0 tackles for loss in five games played
- Recovered a fumble in the first quarter at Alabama, the first fumble recovery of his UK career
- Also recorded the first sack of his career in the third quarter against the Tide
- Saw game action for the first time vs. Southern Miss since playing in nine games at Minnesota in 2014
- Named after the actor Robert De Niro

LASTER'S CAREER STATISTICS

Year	Pos.	G-GS	Tackles	TFL-Yds.	Sacks-Yds.	PD	FR	QBH
2014*	LB	9-0	6	0.5-4	0.5-4	0	0	0
2016	LB	5-0	14	2.0-9	2.0-9	0	1	0
Totals	at UK	5-0	14	2.0-9	2.0-9	0	1	0
All*		14-0	20	2.5-13	2.5-13	0	1	0

LASTER'S 2016 GAME-BY-GAME

Opponent	Tackles	Sacks	TFL-Y	QBH	PBU	FR
vs. Southern Miss	0	0-0	0-0	0	0	0
at Florida	5	0-0	0-0	0	0	0
vs. New Mexico St.	2	0-0	0-0	0	0	0
vs. South Carolina	3	0-0	0-0	0	0	0
at Alabama	4	1.0-8	1.0-8	0	0	1
Totals	14	1.0-5	1.0-8	0	0	1



2016 PLAYER BIOS



51

COURTNEY
LOVE

LINEBACKER

6-2 • 242 • Junior-TR
Youngstown, Ohio
(Cardinal Mooney/Nebraska)

2016 - Junior

- Started in all 11 games and named a team captain in 10 games
- Saw game action for the first time since playing in 12 games at Nebraska in 2014 when he earned his first career start vs. Southern Miss.
- Totaled nine tackles in his UK debut with one QBH
- Charted seven tackles vs. Georgia
- Had six tackles and a PBU at Missouri
- Registered six tackles and a sack at Alabama
- Also had six tackles at Tennessee

LOVE'S CAREER STATISTICS

Year	Pos.	G-GS	Tackles	TFL-Yds.	Sacks-Yds	QBH	FC	FR	PBU
2014*	LB	12-0	6	1.0-1	0-0	0	0	0	0
2016	LB	11-11	62	1.0-5	1.0-5	1	0	0	1
Totals	at UK	11-11	62	1.0-5	1.0-5	1	0	0	1
All*		22-11	68	2.0-6	1.0-5	1	0	0	1

LOVE'S 2016 GAME-BY-GAME

Opponent	Tackles	Sacks	TFL-Y	QBH	PBU	Int.
vs. Southern Miss *	9	0-0	0-0	1	0	0
at Florida *	6	0-0	0-0	0	0	0
vs. New Mexico St. *	3	0-0	0-0	0	0	0
vs. South Carolina *	6	0-0	0-0	0	0	0
at Alabama *	6	1.0-5	1.0-5	0	0	0
vs. Vanderbilt *	4	0-0	0-0	0	0	0
vs. Miss. State *	5	0-0	0-0	0	0	0
at Missouri *	6	0-0	0-0	0	1	0
vs. Georgia *	7	0-0	0-0	0	0	0
at Tennessee *	6	0-0	0-0	0	0	0
vs. Austin Peay *	4	0-0	0-0	0	0	0
Totals	61	1.0-5	1.0-5	1	1	0



99

AUSTIN
MacGINNIS

KICKER

5-10 • 180 • Junior-2L
Wedowee, Ala. (Prattville)

2016 - Junior

- Has hit 13-of-16 field goals this season ... His only misses were a 34-yarder at Florida, a 28-yarder vs. Miss. State and a 47-yarder at Missouri
- With seven points vs. Austin Peay, he now has 242 career points for third place on the UK career list ... Needs four more to tie Joey Worley at No. 2 (246)
- The 242 points are the most points ever for a Wildcat prior to his senior season
- Ranks sixth in the SEC in scoring (kick), averaging 7.0 ppg
- Hit 4-for-5 field goals in the win over Mississippi State, including the game-winning 51-yard field goal as time expired ... The 51-yarder was his season high
- The 51-yard field goal was the longest made field-goal by a UK kicker in an SEC home game since Ryan Tydlacka made a 51-yard field goal against South Carolina on Oct. 11, 2008
- Is 4-of-7 in his career from 50+ yards and is just the second player in school history to have at least four career field goals of 51 yards
- Scored 14 points vs. Miss. State, the most by a kicker in an SEC game since Oct. 31, 1992 (Doug Pelfrey)
- Tied Randall Cobb for quickest to 200 career points (29 games played)
- Became just the third player (Randall Cobb and Lones Seiber) in school history to reach 200 career points prior to his senior season and the first to accomplish that feat since Randall Cobb in 2010

MacGINNIS' CAREER STATISTICS

Year	FGM/FGA	PAT	Points	Long FG	TB
2014	21-27	41-41	104	54	25
2015	13-17	22-23	61	48	14
2016	13-16	38-39	77	51	23
Totals	47-60	101-103	242	54	62

MacGINNIS' FIELD GOALS BY DISTANCE

Year	1-19	20-29	30-39	40-49	50+	Total	Long
2014	0-0	4-5	9-10	5-7	3-5	21-27	54
2015	0-0	5-5	4-5	4-6	0-1	13-17	48
2016	0-0	3-4	6-7	3-4	1-1	13-16	51
Totals	0-0	12-14	19-22	12-17	4-7	47-60	54

MacGINNIS' SINGLE-GAME HIGHS

Points scored: 16, at Louisville, Nov 29, 2014
 Kick PATs: 8, twice, last vs. New Mexico State, Sept 17, 2016
 Points by kicking: 16, at Louisville, Nov 29, 2014
 Field goals made: 4, twice, last vs. Mississippi State, Oct 22, 2016
 Field goal attempts: 5, vs. Mississippi State, Oct 22, 2016
 Longest field goal: 54, at Tennessee, Nov 15, 2014
 Kickoffs: 10, twice, last vs. New Mexico State, Sept 17, 2016
 Touchbacks: 7 vs. UT Martin, 2014
 Consecutive FG made: 11**
 Most points in season: 104, 2014**
 Most FG in a season: 21, 2014**
 Most XP in a season without miss: 41, 2014**
 Most Touchbacks in a season: 25, 2014**
 ** denotes school record



24

BLAKE
McCLAIN

DEFENSIVE BACK

5-11 • 200 • Senior-3L
Winter Park, Fla. (Winter Park)

2016 - Junior

- Has played in 46 career games, starting 34
- Fourth on the team in tackles with 56
- Has two interceptions this season (Southern Miss, NMSU)
- Made his first career interception vs. Southern Miss, while charting nine tackles and a pass breakup
- Team-high tying nine tackles at Florida
- Led UK with eight solo tackles at Missouri
- Had seven tackles vs. Georgia and APSU

McCLAIN'S CAREER STATISTICS

Year	G-GS	Tackles	Sacks-Yds.	TFL-Yds	Int.-Yds.	PD	FR	FC
2013	12-11	59	1-9	1.0-9	0-0	5	0	1
2014	11-6	28	2-16	2.0-16	0-0	7	0	0
2015	12-7	31	0-0	1.0-1	0-0	5	0	1
2016	11-10	56	0-0	0.5-1	2-20	4	0	0
Total	46-34	174	3.0-25	4.5-27	2-20	21	0	2

McCLAIN'S 2016 GAME-BY-GAME

Opponent	Tkls.	TFL-Yds.	Sacks	PBU	FR	Int.	QBH
vs. Southern Miss *	9	0-0	0-0	1	0	1	0
at Florida *	9	0-0	0-0	0	0	0	0
vs. New Mexico St. *	1	0-0	0-0	0	0	1	0
vs. South Carolina *	3	0-0	0-0	0	0	0	0
at Alabama	3	0-0	0-0	0	0	0	0
vs. Vanderbilt *	0	0-0	0-0	0	0	0	0
vs. Miss. State *	4	0.5	0-0	1	0	0	0
at Missouri *	8	0-0	0-0	0	0	0	0
vs. Georgia *	7	0-0	0-0	0	0	0	0
at Tennessee *	5	0-0	0-0	0	0	0	0
vs. Austin Peay *	7	0-0	0-0	0	0	0	0
Totals	56	0-0	0-0	2	0	2	0

**McLAIN'S SINGLE-GAME HIGHS**

Interceptions: 1, twice, last vs. New Mexico State, Sept 17, 2016
Tackles: 12, at Georgia, Nov 23, 2013 (7-5)
Sacks: 1.0, 3x, last at Louisville, Nov 29, 2014
Tackles for loss: 1.0, 4 times
Fumbles forced: 1, twice, last at Georgia, Nov 7, 2015
Pass breakups: 2, 3x, last vs. Mississippi State, Oct 25, 2014

**80**

GRANT
McKINNISS

PUNTER

6-1 • 210 • Freshman-HS
Findlay, Ohio
(Findlay)

2016 - Freshman

- Nominee for the Ray Guy Award given to the nation's top punter
- Ranks third among SEC freshmen punters, averaging 39.8 yards per punt on the season
- Has eight punts inside the 20-yard line
- Boomed a career-long 61-yard punt in the second quarter at Alabama
- For the game at Alabama, averaged 44.7 yards on six punts, besting his previous high average of 43.4 versus Florida on Sept. 8

McKINNISS' 2016 GAME-BY-GAME

Opponent	Punts	Avg.	Long	Inside 20
vs. Southern Miss	4	36.8	45	2
at Florida	5	43.4	53	1
vs. New Mexico St.	3	41.7	48	0
vs. South Carolina	5	40.8	53	0
at Alabama	6	44.7	61	0
vs. Vanderbilt	5	36.2	44	2
vs. Mississippi State	3	34.3	37	1
at Missouri	5	35.8	41	0
vs. Georgia	7	40.0	59	1
at Tennessee	5	41.6	47	1
vs. Austin Peay	3	116	47	0
Totals	51 (2028)	39.8	61	8

McKINNISS' SINGLE-GAME HIGHS

Punts: 7 vs Georgia, Nov 5, 2016
Single-game Avg: 44.7 at Alabama, Oct 1, 2016
Long: 61 at Alabama, Oct 1, 2016

**15**

MARCUS
McWILSON

SAFETY

6-0 • 210 • Senior-3L
Youngstown, Ohio (Cardinal Mooney)

2016 - Senior

- Has played in 42 career games with 15 starts
- Four career interceptions, two returned for TDs
- UK's seventh-leading tackler with 53
- Recorded a season-high eight tackles in the win over Mississippi State, including one TFL and a 45-yard interception for a touchdown in the decisive fourth quarter
- Marked his second career interception for a touchdown ... His first was against Louisiana-Monroe in 2014
- Is the first UK player to return an interception for a touchdown since Fred Tiller vs. Louisville on Nov. 29, 2014
- His 45-yard interception return for a touchdown was the longest interception return for a touchdown by a UK player against an SEC opponent since Sam Maxwell's 56-yard interception return for a touchdown against Tennessee on Nov. 28, 2009
- His interception return was Kentucky's first against a SEC opponent since Oct. 4, 2014 vs. South Carolina (Bud Dupree)
- Recorded seven tackles vs. Southern Miss and APSU

McWILSON'S CAREER STATISTICS

Year	Pos.	G-GS	Tackles	TFL-Yds.	Sacks-Yds.	Int.-Yds.	PD	FR	FC
2013	S	8-0	9	2.0-8	0.5-5	0	0	1	0
2014	S	12-3	31	1.0-2	0-0	3-47	4	0	0
2015	S	11-10	66	1.5-8	1.0-7	0-0	2	0	1
2016	S	11-2	53	2.5-6	0-0	1-45	1	0	0
Total		42-15	159	7.0-24	1.5-12	4-92	7	1	1

McWILSON'S 2016 GAME-BY-GAME

Opponent	Tkls.	TFL-Yds.	Sacks	PBU	FR	FF	Int.-Yds	QBH
vs. Southern Miss	7	0.5-0	0-0	0	0	0	0-0	0
at Florida	6	0-0	0-0	0	0	0	0-0	0
vs. New Mexico St.	4	0-0	0-0	0	0	0	0-0	0
vs. South Carolina	2	0-0	0-0	0	0	0	0-0	0
at Alabama *	6	0-0	0-0	0	0	0	0-0	0
vs. Vanderbilt	3	0-0	0-0	0	0	0	0-0	0
vs. Miss. State	8	1.0-2	0-0	0	0	0	1-45	0
at Missouri	3	0-0	0-0	0	0	0	0-0	0
vs. Georgia	5	1.0-4	0-0	0	0	0	0-0	0
at Tennessee	2	0-0	0-0	0	0	0	0-0	0
vs. Austin Peay *	7	0-0	0-0	0	0	0	0-0	0
Totals	53	2.5-6	0-0	0	0	0	1-45	0

McWILSON'S SINGLE-GAME HIGHS

Tackles: 10, 3x, last vs. Tennessee, Oct 31, 2015 (7-3)
Sacks: 1.0, Tennessee, Oct 31, 2015 (1-0)
Tackles for loss: 1.5, Tennessee, Oct 31, 2015 (1-0)
Fumbles forced: 1, Tennessee, Oct 31, 2015
Fumbles recovered: 1, Missouri, Nov 9, 2013
Pass breakups: 1, 3x, last vs. Tennessee, Oct 31, 2015
Touchdowns: 1, twice, last vs. Mississippi State, Oct 22, 2016
All-purpose yards: 36, Louisiana-Monroe, Oct 11, 2014
Interceptions: 1, 4x, last Mississippi State, Oct 22, 2016
Long interception return: 45, Mississippi State, Oct 22, 2016
INT return for a TD: 1, twice, last vs. Mississippi State, Oct 22, 2016

**99**

ADRIAN
MIDDLETON

DEFENSIVE TACKLE

6-3 • 303 • Sophomore-1L
Bowling Green, Ky. (South Warren)

2016 - Sophomore

- Started the last 10 games
- Earned his first career starting spot at Florida and registered six tackles
- Had five tackles, including 1.5 TFL at Tennessee
- Totaled eight tackles in four games last season

MIDDLETON'S CAREER STATISTICS

Year	Pos.	G-GS	Tackles	TFL-Yds.	Sacks-Yds.	FC	FR	PBU
2015	DT	4-0	8	0-0	0-0	0	0	0
2016	DT	11-10	27	4.5-12	0-0	0	0	0
Totals	DT	15-10	35	4.5-12	0-0	0	0	0

MIDDLETON'S 2016 GAME-BY-GAME

Opponent	Tkls.	TFL-Yds.	Sacks-Yds.	FC	FR	PBU	QBH
vs. Southern Miss	2	0-0	0-0	0	0	0	0
at Florida *	4	0-0	0-0	0	0	0	0
vs. New Mexico St. *	2	0.5-1	0-0	0	0	0	0
vs. South Carolina *	1	0-0	0-0	0	0	0	0
at Alabama *	2	0-0	0-0	0	0	0	0
vs. Vanderbilt *	1	0-0	0-0	0	0	0	0
vs. Miss. State *	3	0.5-6	0-0	0	0	0	0
at Missouri *	4	1.0-2	0-0	0	0	0	0
vs. Georgia *	1	1.0-1	0-0	0	0	0	0
at Tennessee *	5	1.5-2	0-0	0	0	0	0
vs. Austin Peay *	2	0-0	0-0	0	0	0	0
Totals	27	4.5-12	0-0	0	0	0	0

MIDDLETON'S SINGLE-GAME HIGHS

Tackles: 4, three times, last at Missouri, Oct 29, 2016 (4-0)
Tackles for loss: 1.5, Tennessee, Nov 12, 2016
Fumbles forced: -
Pass breakups: -



2016 PLAYER BIOS



94

COURTNEY
MIGGINS

DEFENSIVE TACKLE

6-5 • 285 • Senior-1L
Lithonia, Ga. (Miller Grove/
Pearl River Community College)

2016 - Senior

- Started in all 11 games and has been elected a team captain in all 11 games
- Had a career-high tying five tackles vs. South Carolina along with a tackle for loss
- Also had five tackles vs. New Mexico State and a career-high two PBU's
- Totaled three tackles, including two tackles for loss, one forced fumble and one pass breakup vs. Southern Miss.

MIGGINS' CAREER STATISTICS

Year	Pos.	G-GS	Tackles	TFL-Yds.	Sacks-Yds.	FC	FR	PD
2015	DT	11-0	12	0.5-1	0-0	0	0	0
2016	DT	11-11	26	3.5-5	0-0	1	1	5
Totals	DT	22-11	38	4.0-6	0-0	1	1	5

MIGGINS' 2016 GAME-BY-GAME

Opponent	Tkls.	TFL-Yds.	Sacks-Yds.	FC	FR	PBU	QBH
vs. Southern Miss *	3	2.0-3	0-0	1	0	1	0
at Florida *	2	0-0	0-0	0	0	0	0
vs. New Mexico St. *	5	0-0	0-0	0	0	2	0
vs. South Carolina *	5	1-0-2	0-0	0	0	0	0
at Alabama *	2	0-0	0-0	0	0	0	0
vs. Vanderbilt *	2	0-0	0-0	0	0	1	0
vs. Miss. State *	2	0-0	0-0	0	0	0	0
at Missouri *	0	0-0	0-0	0	0	0	0
vs. Georgia *	2	0.5-0	0-0	0	1	1	0
at Tennessee *	0	0-0	0-0	0	0	0	0
vs. Austin Peay *	3	0-0	0-0	0	0	0	0
Totals	26	3.5-5	0-0	1	1	5	0

MIGGINS' SINGLE-GAME HIGHS

Tackles: 5, twice, last vs. South Carolina, Sept 24, 2016 (3-2)
Tackles for loss: 2.0, Southern Miss, Sept 3, 2016 (2-0)
Fumbles forced: 1, Southern Miss, Sept 3, 2016
Pass breakups: 2, New Mexico State, Sept 17, 2016



77

NAQUEZ
PRINGLE

DEFENSIVE TACKLE

6-3 • 320 • Junior-JC
Georgetown, S.C.
(Carvers Bay/Itawamba CC)

2016 - Junior

- Has started in five games, including four in a row
- Earned his first career start vs. Vanderbilt and charted a season-high tying five tackles
- Saw his first career action at Florida, ending the game with five tackles and a tackle for loss
- Recorded four tackles in the win over South Carolina
- Transferred to UK from Itawamba CC

PRINGLE'S CAREER STATISTICS

Year	Pos.	G-GS	Tackles	TFL-Yds.	Sacks-Yds.	FC	FR	PBU
2016	DT	10-5	32	1.5-2	0-0	0	0	0
Totals	DT	10-5	32	1.5-2	0-0	0	0	0

PRINGLE'S 2016 GAME-BY-GAME

Opponent	Tkls.	TFL-Yds.	Sacks-Yds.	FC	FR	PBU	QBH
vs. Southern Miss	DNP						
at Florida	5	1.0-1	0-0	0	0	0	0
vs. New Mexico St.	3	0.0	0-0	0	0	0	0
vs. South Carolina	4	0.5-1	0-0	0	0	0	0
at Alabama	3	0-0	0-0	0	0	0	0
vs. Vanderbilt *	5	0-0	0-0	0	0	0	0
vs. Mississippi State	3	0-0	0-0	0	0	0	0
at Missouri *	1	0-0	0-0	0	0	0	0
vs. Georgia *	2	0-0	0-0	0	0	0	0
at Tennessee *	3	0-0	0-0	0	0	0	0
vs. Austin Peay *	3	0-0	0-0	0	0	0	0
Totals	32	1.5-2	0-0	0	0	0	0

PRINGLE'S SINGLE-GAME HIGHS

Tackles: 5, twice, last vs. Vanderbilt, Oct 8, 2016 (2-3)
Tackles for loss: 1.0 at Florida, Sept 10, 2016
Fumbles forced: -
Pass breakups: -



5

KENDALL
RANDOLPH

CORNERBACK

6-0 • 182 • Junior-2L
Tallahassee, Fla. (Lincoln)

2016 - Junior

- Has 14 tackles on the season
- Registered a career-high five tackles vs. New Mexico State, including one TFL
- Played in nine games last season, collecting 11 tackles, including half a tackle for a loss

RANDOLPH'S CAREER STATISTICS

Year	Pos.	G-GS	Tackles	Int.-Yds.	PBU	FR	FC
2014	CB	12-0	16	0-0	1	1	1
2015	CB	9-0	11	0-0	1	1	0
2016	CB	10-0	14	0-0	0	0	0
Totals		31-0	41	0-0	2	2	1

RANDOLPH'S 2016 GAME-BY-GAME

Opponent	Tkls.	TFL-Yds.	Sacks	PBU	FR	FF	QBH
vs. Southern Miss	1	0-0	0-0	0	0	0	0
at Florida	2	0-0	0-0	0	0	0	0
vs. New Mexico St.	5	1.0-3	0-0	0	0	0	0
vs. South Carolina	1	0-0	0-0	0	0	0	0
at Alabama	0	0-0	0-0	0	0	0	0
vs. Vanderbilt	1	0-0	0-0	0	0	0	0
vs. Mississippi State	1	0-0	0-0	0	0	0	0
at Missouri	3	0-0	0-0	0	0	0	0
vs. Georgia	0	0-0	0-0	0	0	0	0
at Tennessee	0	0-0	0-0	0	0	0	0
vs. Austin Peay	DNP	(INJ)					
Totals	14	1.0-3	0-0	0	0	0	0

RANDOLPH'S SINGLE-GAME HIGHS

Tackles: 5, New Mexico State, Sept 17, 2016 (1-4)
Sacks: 1.0, Mississippi State, Oct 25, 2014 (1-0)
Tackles for loss: 1.0, 3x, last vs. New Mexico State, Sept 17, 2016 (1-3)
Fumbles forced: 1, UT Martin, Aug 30, 2014
Fumbles recovered: 1, twice, last at Georgia, Nov 7, 2015
Pass breakups: 1, twice, last at Vanderbilt, Nov 14, 2015

**80**

TAVIN
RICHARDSON

WIDE RECEIVER

6-3 • 216 • Freshman-RS
Greer, S.C. (Byrnes)

2016 - r-Freshman

- Started at wide receiver in five games
- Caught a crucial two-point conversion in the third quarter vs. Mississippi State
- Had two catches for 24 yards at Alabama
- Caught his first career pass in Kentucky's first scoring drive of the season vs. Southern Miss, hauling in a 41-yard reception in the first quarter

RICHARDSON'S CAREER STATISTICS

Year	Pos.	G-GS	Rec.	Yds.	Avg.	TD	Long
2016	WR	11-5	8	154	19.2	0	41
Totals		11-5	8	154	19.2	0	41

RICHARDSON'S 2016 GAME-BY-GAME

Opponent	Rec.	Yds.	TD	Long
vs. Southern Miss *	2	74	0	41
at Florida *	1	3	0	3
vs. New Mexico St.	0	0	0	0
vs. South Carolina *	1	19	9	19
at Alabama *	2	24	0	12
vs. Vanderbilt *	0	0	0	0
vs. Mississippi State	1	17	0	17
at Missouri	0	0	0	0
vs. Georgia	0	0	0	0
at Tennessee	1	17	0	17
vs. Austin Peay	0	0	0	0
Totals	8	154	0	41

RICHARDSON'S SINGLE-GAME HIGHS

Receptions: 2, twice, last at Alabama, Oct 1, 2016
Receiving yards: 74, Southern Miss, Sept 3, 2016 (2 receptions)
Long reception: 41, Southern Miss, Sept 3, 2016
All-purpose yards: 74, Southern Miss, Sept 3, 2016

**19**

KAYAUNE
ROSS

WIDE RECEIVER

6-6 • 225 • Sophomore-JC
West Chester, Ohio
(Lakota West/Phoenix College)

2016 - Sophomore

- Has seen action in six games, missing the last three with injury
- Made his first career catch with a nine-yard touchdown reception in the first quarter vs. Southern Miss.
- Will have three seasons of eligibility remaining for Kentucky

ROSS' CAREER STATISTICS

Year	Pos.	G-GS	Rec.	Yds.	Avg.	TD	Long
2016	WR	6-0	2	10	5.0	1	9
Totals		6-0	2	10	5.0	1	9

ROSS' 2016 GAME-BY-GAME

Opponent	Rec.	Yds.	TD	Long
vs. Southern Miss	1	9	1	9
at Florida	0	0	0	0
vs. New Mexico St.	0	0	0	0
vs. South Carolina	1	1	0	0
at Alabama	0	0	0	0
vs. Vanderbilt	DNP			
vs. Mississippi State	DNP			
at Missouri	0	0	0	0
vs. Georgia	DNP	(INJ)		
at Tennessee	DNP	(INJ)		
vs. Austin Peay	DNP	(INJ)		
Totals	2	10	1	9

ROSS' SINGLE-GAME HIGHS

Receptions: 1, twice, last vs. South Carolina, Sept 24, 2016
Receiving yards: 9, Southern Miss, Sept 3, 2016 (1 reception)
Receiving TDs: 1 [t-5th], Southern Miss, Sept 3, 2016
Long reception: 9, Southern Miss, Sept 3, 2016
All-purpose yards: 9, Southern Miss, Sept 3, 2016

**26**

BENJAMIN
SNELL JR.

RUNNING BACK

5-11 • 220 • Freshman-HS
Westerville, Ohio
(Westerville Central)

2016 - Freshman

- Freshman All-America candidate and nominee for SEC Freshman of the Year
- Two-time SEC Freshman of the Week
- Currently has 1,006 rushing yards, breaking Moe Williams' freshman record (928 yards in 1993) and becoming the first freshman in school history to top 1,000 yards
- Has 12 rushing touchdowns (a UK freshman record), marking the most for a Wildcat since Artose Pinner had 13 rushing TDs in 2002
- Has five 100-yard games which is the UK freshman record, breaking the previous record of four held by Chris Jones in 1979 and Moe Williams in 1993
- Tied for first in the SEC and ranks tied for 24th nationally in rushing TDs (12)
- Ranks sixth in the SEC in rushing and is 39th nationally, averaging 91.5 yards per game
- Has gained positive yardage on 84.5-percent of his carries so far this season (142 of 168 carries)
- Averaging 6.0 yards per carry, which ranks ninth overall in the SEC, second among the SEC freshmen and 37th nationally
- Became the first UK player with a rushing touchdown in three consecutive games since Derrick Locke in 2010 (Missouri, Georgia, Tennessee) ... The first freshman to do so since Randall Cobb in 2008
- Became the first freshman in school history with 100 rushing yards and a rushing touchdown in three consecutive games
- First freshman with three consecutive 100-yard rushing games since Derrick Logan on Oct. 26 – Nov. 9 – Nov. 16, 1996
- Averaged 10.9 yards per carry tonight against Austin Peay, the best average for a Wildcat with at least 14 carries since Mark Higgs averaged 13.7 per attempt vs. Ole Miss in 1987
- Made his first career start vs. Georgia, rushing 21 times for 114 yards and two touchdowns
- His 192 yards rushing yards at Missouri set a school record for most rushing yards by a freshman in a single game ... The previous high was Derrick Logan's 186 yards against Mississippi State on Nov. 9, 1996
- The 192 rushing yards tie for the ninth most in a single game in school history and the most since Rafael Little rushed for 198 yards vs. Vanderbilt on Nov. 12, 2005
- Had a career-high 38 carries at Missouri, the most since Derrick Logan had 41 attempts vs. Mississippi State in 1996
- Led UK in rushing with 19 carries for 128 yards and one touchdown in the win over Mississippi State



2016 PLAYER BIOS

- Rushed 20 times for 94 yards in the win over Vanderbilt ... On the last drive of the game, had 44 yards on eight carries
- Rushed a game-high 16 times for 73 yards and the game-winning TD in the win over South Carolina
- His four touchdowns vs. New Mexico State tied the school record for most rushing touchdowns in a single game, joining four previous Wildcats to reach that mark ... He is only the second freshman to do it, tying Don Phelps' four scores vs. Michigan State on Nov. 2, 1946

SNELL'S 2016 GAME-BY-GAME

Opponent	Att.	Yds.	TD	Long
vs. Southern Miss	0	0	0	0
at Florida	0	0	0	0
vs. New Mexico St.	17	136	4	18
vs. South Carolina	16	73	1	14
at Alabama	8	44	0	17
vs. Vanderbilt	20	94	0	12
vs. Mississippi State	19	129	1	34
at Missouri	38	192	2	32
vs. Georgia *	21	114	2	26
at Tennessee	15	79	0	27
vs. Austin Peay	14	152	2	48
Totals	168	1,006	12	48

SNELL'S SINGLE-GAME HIGHS

Rush attempts: 38, at Missouri, Oct 29, 2016
Rush yards: 192, at Missouri, Oct 29, 2016 (38 carries)
Rush TDs: 4, vs New Mexico State, Sept 17, 2016
Long rush: 48, vs Austin Peay, Nov 21, 2016
Receptions: n/a
Receiving yards: n/a
Long reception: n/a
Total offense yards: 192, at Missouri, Oct 29, 2016 (192 rush, 0 pass)
All-purpose yards: 192, at Missouri, Oct 29, 2016 (192 rush, 0 pass)
Kick returns: 2, Tennessee, Nov 12, 2016
Kick return yards: 35, Tennessee, Nov 12, 2016 (2 returns)
Long kick return: 32, South Carolina, Sept 24, 2016 (1 return)



1

**RYAN
TIMMONS**

WIDE RECEIVER

5-10 • 198 • Senior-3L
Frankfort, Ky. (Franklin County)

2016 - Senior

- Has played in 47 career games with 20 starts
- Has 105 career receptions for 1,174 yards and five touchdowns
- Became the 26th player in school history to reach 1,000 career receiving yards vs. New Mexico St.
- His 1,174 career receiving yards ranks him 24th all-time in program history ... Needs 26 more to tie Steve Johnson at No. 23 (1,200)
- Became the 14th player in Kentucky history to have 100 catches in his career at Missouri

- Had three catches for a season-high 77 yards in the win over Mississippi State
- Won the state title in the 100-meter dash as a sophomore, junior and senior in high school and also won the 200-meters as a junior and senior

TIMMONS' CAREER STATISTICS


Year	G-GS	Rec.	Yds.	Avg.	TD	LG	Att.	Yds.	Avg.	TD	LG
2013	12-6	32	338	10.6	2	51	12	91	7.6	0	33
2014	12-9	45	536	11.9	2	56	5	-9	-1.8	0	0
2015	12-1	12	114	9.5	1	36	2	1	0.5	0	4
2016	11-4	16	186	11.6	0	32	0	0	0	0	0
Totals	47-20	105	1174	11.2	5	56	19	83	4.4	0	33

TIMMONS' 2016 GAME-BY-GAME

Opponent	Rec.	Yds.	TD	Long
vs. Southern Miss	0	0	0	0
at Florida *	0	0	0	0
vs. New Mexico St. *	4	42	0	17
vs. South Carolina	2	30	0	18
at Alabama	0	0	0	0
vs. Vanderbilt	1	7	0	7
vs. Mississippi State	3	77	0	32
at Missouri	2	1	0	4
vs. Georgia	2	7	0	5
at Tennessee *	1	17	0	17
vs. Austin Peay *	1	5	0	5
Totals	16	186	0	32

TIMMONS' SINGLE-GAME HIGHS

Rush attempts: 4, Miami, Sept 7, 2013
Rush yards: 37, Miami, Sept 7, 2013 (4 carries)
Long rush: 33, vs WKU, Aug 31, 2013
Receptions: 10, Ohio, Sept 6, 2014
Receiving yards: 114, Mississippi State, Oct 25, 2014 (5 receptions)
Receiving TDs: 1, 5 times, last at Vanderbilt, Nov 14, 2015
Long reception: 56, UT Martin, Aug 30, 2014
All-purpose yards: 114, Mississippi State, Oct 25, 2014
Punt returns: 2, twice, last at Georgia, Nov 7, 2015
Punt return yards: 19, Eastern Kentucky, Oct 3, 2015 (1 returns)
Long punt return: 19, Eastern Kentucky, Oct 3, 2015
Kick returns: 2, Alabama State, Nov 2, 2013
Kick return yards: 38, Alabama State, Nov 2, 2013 (2 returns)
Long kick return: 35, Alabama State, Nov 2, 2013



88

**CHARLES
WALKER**

WIDE RECEIVER

5-11 • 203 • Junior-2L
Louisville, Ky. (St. Xavier)

2016 - Junior

- Has played in 35 career games with one start
- UK's punter returner, averaging 8.4 yards per return
- Earned a scholarship during preseason camp
- Returned a 65-yard punt vs. New Mexico State for a touchdown in the fourth quarter, marking

Kentucky's first punt return for a touchdown since Randall Cobb accomplished the feat on Sept. 11, 2010 against WKU

- The 65-yard return was the longest punt return for a touchdown since Randall Cobb had a 73-yard punt return for a touchdown against Louisiana-Monroe on Oct. 24, 2009
- Walker's success is even more impressive when one considers that he primarily played running back in high school

WALKERS' CAREER STATISTICS

Year	G-GS	Rec.	Yds.	Avg.	TD	LG	PR	Yds.	Avg.	TD	LG
2014	12-0	1	4	4.0	0	4	0	0	0	0	0
2015	12-1	5	61	12.2	0	20	3	22	7.3	0	11
2016	11-0	3	28	9.3	0	12	14	118	8.4	1	65
Totals	35-1	9	93	10.3	0	20	17	140	8.2	1	65

WALKER'S 2016 GAME-BY-GAME

Opponent	Rec.	Yds.	Avg.	TD	LG	PR	Yds.	Avg.	TD	LG
vs. Southern Miss	0	0	0	0	0	0	0	0	0	0
at Florida	0	0	0	0	0	0	0	0	0	0
vs. New Mexico St.	0	0	0	0	0	5	101	20.2	1	65
vs. South Carolina	0	0	0	0	0	1	8	8.0	0	8
at Alabama	0	0	0	0	0	0	0	0	0	0
vs. Vanderbilt	0	0	0	0	0	1	0	0	0	0
vs. Mississippi State	1	7	7.0	0	7	1	-3	-3	0	-3
at Missouri	0	0	0	0	0	1	4	4.0	0	4
vs. Georgia	0	0	0	0	0	1	10	10	0	10
at Tennessee	1	9	9.0	0	9	2	-3	1.5	0	3
vs. Austin Peay	1	12	12.0	0	12	2	1	0.5	0	1
Totals	3	28	10.3	0	9	14	118	8.4	1	65

WALKER'S SINGLE-GAME HIGHS

Receptions: 1, 9 times, last vs Austin Peay, Nov 19, 2016
Receiving yards: 20, Auburn, Oct 15, 2015 (1 receptions)
Long reception: 20, Auburn, Oct 15, 2015
All-purpose yards: 20, twice, last vs. Auburn, Oct 15, 2015
Punt returns: 5, New Mexico State, Sept 17, 2016
Punt return yards: 101, New Mexico State, Sept 17, 2016
Long punt return: 65, New Mexico State, Sept 17, 2016
Tackles: 3, at Georgia, Nov 7, 2015 (2-1)



8

**KOBIE
WALKER**

LINEBACKER

6-3 • 215 • Sophomore-SQ
Baltimore, Md.
(Our Lady of Good Counsel)

2016 - Sophomore

- Out for the season with injury
- Started his first career game and had 10 total tackles vs. Southern Miss, second-most on the team

**WALKER'S CAREER STATISTICS**

Year	Pos.	G-GS	Tackles	TFL-Yds.	Sacks-Yds.	FC	FR	PBU
2016	LB	3-2	10	0.5-1	0.0	0	0	0
Totals	LB	3-2	10	0.5-1	0.0	0	0	0

WALKER'S 2016 GAME-BY-GAME

Opponent	Tkls.	TFL-Yds.	Sacks-Yds.	FC	FR	Int.	QBH
vs. Southern Miss *	10	0.5-1	0.0	0	0	0	0
at Florida	DNP						
vs. New Mexico St. *	0	0.0	0.0	0	0	0	0
vs. South Carolina	0	0.0	0.0	0	0	0	0
Totals	10	0.5-1	0.0	0	0	0	0

WALKER' SINGLE-GAME HIGHS

Tackles: 10, Southern Miss, Sept 3, 2016 (2-8)
Tackles for loss: .5, Southern Miss, Sept 3, 2016 (0-0)

**35****DENZIL
WARE****DEFENSIVE END/LB**

6-2 • 255 • Sophomore-1L
Opp, Ala. (Senior)

2016 - Sophomore

- Has started in 22 of 23 career games played, including 17 consecutive
- For his career, has 93 tackles, 16.5 tackles for loss and 6.5 sacks
- Has 54 tackles this season (fifth on the team) and five QB hurries (second on the team)
- Is second on the team with 5.5 total sacks and with 11.0 tackles for loss
- Tallied a career-high tying seven tackles and one TFL in the win over Mississippi State ... Also had seven tackles vs. Austin Peay
- Had six tackles, including a career-high 2.5 tackles for loss and 1.5 sacks in UK's win over Vanderbilt
- Named SEC Co-Defensive Lineman of the Week after totaling a season-high five tackles, two sacks and two TFLs in the win over South Carolina
- The two sacks vs. USC are the most sacks by a UK player against an SEC opponent since Ridge Wilson against South Carolina in 2011
- With South Carolina in UK territory, threatening to tie the game late in the fourth quarter, Ware sacked the quarterback for a 19-yard loss on fourth down; it turned out to be USC's final offensive play of the game

WARE'S CAREER STATISTICS

Year	Pos.	G-GS	Tackles	TFL-Yds.	Sacks-Yds.	FC	FR	QBH
2015	DE/LB	12-11	39	5.5-13	1.0-4	1	1	2
2016	DE/LB	11-11	47	11.0-74	5.5-61	0	0	5
Totals		22-21	93	16.5-87	6.5-87	1	1	7

WARE'S 2016 GAME-BY-GAME

Opponent	Tkls.	TFL-Yds.	Sacks-Yds.	FC	FR	Int.	QBH
vs. Southern Miss *	4	2.0-14	1.0-13	0	0	0	0
at Florida *	4	0-0	0-0	0	0	0	2
vs. New Mexico St. *	4	0.5-1	0-0	0	0	0	0
vs. South Carolina *	5	2.0-21	2.0-21	0	0	0	0
at Alabama *	3	0-0	0-0	0	0	0	1
vs. Vanderbilt *	6	2.5-9	1.5-8	0	0	0	1
vs. Miss. State *	7	1.0-6	0-0	0	0	0	0
at Missouri *	1	0-0	0-0	0	0	0	0
vs. Georgia *	4	0.5-0	0-0	0	0	0	1
at Tennessee *	9	1.0-9	2.5-23	0	0	0	0
vs. Austin Peay *	7	0-0	0-0	0	0	0	0
Totals	54	11.0-74	5.5-61	0	0	0	5

WARE'S SINGLE-GAME HIGHS

Tackles: 7, three times, last vs Austin Peay, Nov 19, 2016
Sacks: 2.0, South Carolina, Sept 24, 2016
Tackles for loss: 2.5, twice, last at Tennessee, Nov 12, 2016
Fumbles forced: 1, Florida, Sept 19, 2015
Fumbles recovered: 1, Charlotte, Nov 21, 2015

**21****CHRIS
WESTRY****CORNERBACK**

6-4 • 195 • Sophomore-1L
Orange Park, Fla. (Oakleaf)

2016 - Sophomore

- Has started all 23 games of his career at Kentucky
- Has three career interceptions and one this season vs. Austin Peay
- Racked up a career-high seven tackles in the win over Mississippi State
- Had a career-best two PBUs vs. NMSU
- Broke up a team-leading eight passes, finishing with 36 tackles, 1.5 tackles for a loss, one sack and two interceptions, adding a QB hurry last season

WESTRY'S CAREER STATISTICS

Year	Pos.	G-GS	Tackles	Int.-Yds.	TFL	PD	FR	FC	QBH
2015	CB	12-12	36	2-3	1.5-9	10	0	0	1
2016	CB	11-11	36	1-0	0.5-1	4	1	0	0
Totals		23-23	72	3-3	2.0-10	14	1	0	1

WESTRY'S 2016 GAME-BY-GAME

Opponent	Tackles	Sacks	TFL-Y	FC/FR	PD	Int.	QBH
vs. Southern Miss *	4	0-0	0-0	0	0	0	0
at Florida *	3	0-0	0-0	0	0	0	0
vs. New Mexico St. *	3	0-0	0-0	0	2	0	0
vs. South Carolina *	3	0-0	0.5-1	0	0	0	0
at Alabama *	2	0-0	0-0	0	0	0	0
vs. Vanderbilt *	5	0-0	0-0	0	0	0	0
vs. Miss. State *	7	0-0	0-0	0	0	0	0

at Missouri *	2	0-0	0-0	0	0	0	0
vs. Georgia *	2	0-0	0-0	0/1	0	0	0
at Tennessee *	1	0-0	0-0	0	0	0	0
vs. Austin Peay *	4	0-0	0-0	0	2	1-0	0
Totals	33	0-0	0.5-1	0/1	4	1-0	0

WESTRY' SINGLE-GAME HIGHS

Interceptions: 1, three times, last vs Austin Peay, Nov 19, 2016
Long interception return: 3, at South Carolina, Sep 12, 2015
Tackles: 7, vs. Mississippi State, Oct 22, 2016
Sacks: 1.0, at South Carolina, Sept 12, 2015 (1-0)
Tackles for loss: 1.0, at South Carolina, Sept 12, 2015 (1-0)
Pass breakups: 2, twice, last vs Austin Peay, Nov 19, 2016

**18****STANLEY "BOOM"
WILLIAMS****RUNNING BACK**

5-9 • 196 • Junior-2L
Monroe, Ga.
(George Walton Academy)

2016 - Junior

- All-SEC candidate
- Leads the team with 1,072 yards this season, seventh on the UK single-season list ... Marks the most since Artose Pinner ran for 1,414 yards in 2002
- Is just the seventh player in school history to rush for 1,000 yards in a season
- Became the fourth Wildcat to have a 1,000-yard season prior to his senior season, joining Sonny Collins, Rafael Little and Moe Williams
- Has four 100-yard games this season and 11 in his career which ties him with Artose Pinner for fourth place in career 100-yard games
- Averaging a team-high 7.3 yards per carry which ranks seventh nationally
- Owns the school career record with 7.1 yards per attempt
- Has another school record with seven career touchdown runs of 50+ yards
- Ranks second in the SEC and 32nd nationally in average rushing yards per game with 97.5
- Has 2,413 career rushing yards which ranks seventh on UK's all-time list ... Needs 205 more to tie Derrick Locke at No. 6 (2,618)
- Reached 2,000 rushing yards on the 288th carry of his career in the game vs. Missouri, marking the least number of carries needed to reach 2,000 by a Wildcat
- Is just the second player in school history to have consecutive seasons of at least 850 rushing yards prior to his senior season ... The only other player to do so was Sonny Collins in 1973-1974
- Rushed a career-high tying 18 times for a career-high 182 yards at Missouri
- His 60-yard TD run at Missouri extended his school record of seven career rushing touchdowns of at least 50 yards ... It was the UK's longest rushing TD in an SEC road game since 2013



2016 PLAYER BIOS

- Averaged 9.6 yards per carry at Missouri, the highest for a Wildcat (min. 19 attempts) since Alfred Rawls averaged 10.1 vs. LSU in 1989
- Recorded 181 rushing yards vs. New Mexico State, the eighth most by a UK player at CWS history and the most by a UK player in CWS since Artose Pinner had 224 vs. Vanderbilt on Nov. 16, 2002
- Became the fifth player in UK history to have at least three career games of at least 135 rushing yards at CWS ... The last UK player to accomplish this feat was Artose Pinner
- Set a new single-season UK record with a 7.1 yards per carry mark last season

WILLIAMS' CAREER STATISTICS

Year	G-GS	Att.	Yds.	Avg.	TD	LG	Rec.	Yds.	Avg.	TD	LG
2014	10-1	74	486	6.6	5	58	17	162	9.5	1	32
2015	10-10	121	855	7.1	6	75	13	74	5.7	0	22
2016	11-9	146	1072	7.3	6	63	7	48	6.9	1	15
Totals	31-20	341	2,413	7.1	17	75	37	284	7.7	2	32

WILLIAMS' CAREER STATISTICS

Year	KOR	Yds.	Avg.	TD	Long
2014	19	511	26.9	0	75
2015	0	0	0.0	0	0
2016	0	0	0.0	0	0
Totals	19	511	26.9	0	75

WILLIAMS' 2016 GAME-BY-GAME

Opponent	Att.	Yds.	TD	Rec.	Yds.	TD
vs. Southern Miss	13	94	0	2	16	0
at Florida *	12	66	0	1	7	0
vs. New Mexico St. *	18	181	1	0	0	0
vs. South Carolina *	15	123	1	0	0	0
at Alabama *	9	22	0	1	3	0
vs. Vanderbilt *	9	59	0	1	0	0
vs. Miss. State *	14	99	0	0	0	0
at Missouri *	19	182	1	1	13	1
vs. Georgia *	14	77	1	1	9	0
at Tennessee *	16	127	1	0	0	0
vs. Austin Peay	7	47	1	0	0	0
Totals	146	1072	6	7	48	1

WILLIAMS' SINGLE-GAME HIGHS

Rush attempts: 18, 4x, last at Missouri, Oct 29, 2016
Rush yards: 182, at Missouri, Oct 29, 2016 (18 carries)
Rush TDs: 2, 3x, last vs. Charlotte, Nov 21, 2015
Long rush: 75, UL Lafayette, Sept 5, 2015
Receptions: 5, at Missouri, Nov 1, 2014
Receiving yards: 58, at Missouri, Nov 1, 2014 (5 receptions)
Receiving TDs: 1, twice, last at Missouri, Oct 29, 2016
Long reception: 32, at Missouri, Nov 1, 2014
Total offense yards: 195, at Missouri, Oct 29, 2016 (182 rush, 13 rcv)
All-purpose yards: 195, at Missouri, Oct 29, 2016
Kick returns: 6, at Tennessee, Nov 15, 2014
Kick return yards: 136, at Tennessee, Nov 15, 2014 (6 returns)
Long kick return: 75, Louisiana-Monroe, Oct 11, 2014



14

LUKE
WRIGHT

QUARTERBACK

6-4 • 206 • Sophomore-TR
Atlanta, Ga. (Holy Innocents'
Episcopal/Cincinnati)

2016 - Sophomore

- Earned his first starting spot vs. Austin Peay as starter Stephen Johnson nursed a sore knee
- Walk-on who transferred to UK from Cincinnati
- Played in four games as a redshirt freshman at Cincinnati last season

WRIGHT'S CAREER STATISTICS

Year	G-GS	Comp.	Att.	Int.	Pct.	Yds.	TD	Long
2015*	4-0	1	3	0	33.3	16	0	16
2016	2-1	3	4	1	75.0	28	0	12
Totals	6-1	4	7	1	57.1	44	0	16

WRIGHT'S 2016 GAME-BY-GAME

Opponent	Comp.-Att.-Int.	Yds.	TD	Long	Rush	Yards	TD
vs. Austin Peay *	3-4-1	28	0	0	0	0	0
Totals	3-4-1	28	0	0	0	0	0

GAME-BY-GAME SCORING DRIVES

Game	Plays/Yards	Time (Poss.)	Qtr./Clock	Res.	Scoring Play
USM	2/75	0:40	1/6:09	TD	Badet 72 yd pass from Barker
USM	2/58	0:33	1/4:03	TD	Johnson 43 yd pass from Barker
USM	7/65	2:04	1/0:25	TD	Ross 9 yd pass from Barker
USM	2/49	0:24	2/6:55	TD	Johnson 53 yd pass from Barker
USM	5/64	1:42	2/0:56	TD	Kemp 7 yd rush
UF	9/65	4:45	4/4:27	TD	Kemp 2 yd rush
NMSU	1/63	0:13	1/11:10	TD	Williams 63 yd rush
NMSU	2/77	0:33	1/8:21	TD	Conrad 72 yd pass from S. Johnson
NMSU	6/39	3:18	2/12:08	TD	Conrad 9 yd pass from S. Johnson
NMSU	3/75	1:16	2/8:17	TD	Snell 5 yd rush
NMSU	9/88	3:34	2/0:58	TD	Snell 1 yd rush
NMSU	8/71	2:46	3/10:10	TD	Conrad 17 yd pass from S. Johnson
NMSU	7/62	2:29	3/6:46	TD	Snell 2 yd rush
NMSU	11/75	6:01	4/13:07	TD	Snell 4 yd rush
SC	12/60	5:58	2/14:15	FG	MacGinnis 30 yd field goal
SC	5/75	2:15	3/12:45	TD	Williams 43 yd rush
SC	11/65	4:58	4/10:21	TD	Snell 1 yd rush
BAMA	8/36	2:57	1/8:52	FG	MacGinnis 45 yd field goal
BAMA	16/63	9:42	4/5:09	FG	MacGinnis 30 yd field goal
VU	9/75	3:01	1/11:59	TD	Kemp 4 yd rush
VU	13/47	5:16	2/13:33	TD	Johnson 3 yd rush
VU	15/52	6:23	2/0:30	FG	MacGinnis 46 yd FG
VU	13/56	6:20	4/1:38	FG	MacGinnis 28 yd FG
MSU	8/30	4:14	2/10:36	FG	MacGinnis 46 yd FG
MSU	9/61	1:40	2/0:20	FG	MacGinnis 32 yd FG
MSU	3/75	1:08	3/13:52	TD	Badet 44 yd pass from S. Johnson
MSU	6/57	3:02	3/6:26	TD	Snell 34 yd rush
MSU	4/75	2:02	3/2:53	TD	Badet 40 yd pass from S. Johnson
MSU	0/0	0:00	4/14:51	TD	McWilson 45 yd INT return
MSU	6/61	2:41	4/6:52	FG	MacGinnis 32 yd FG
MSU	7/46	1:02	4/0:00	FG	MacGinnis 51 yd FG
MIZ	4/80	1:07	1/8:41	TD	Williams 60 yd rush
MIZ	5/80	2:00	2/12:53	TD	Badet 60 yd pass from S. Johnson
MIZ	8/73	3:07	2/8:40	TD	Snell 1 yd TD rush
MIZ	12/80	6:21	3/5:17	TD	Williams 13 yd pass from S. Johnson
MIZ	7/80	3:41	4/14:54	TD	Snell 18 yd rush
UGA	5/67	2:06	1/0:51	TD	Snell 3 yd rush
UGA	3/38	1:15	2/9:48	TD	Williams 13 yd rush
UGA	5/56	1:48	3/9:15	TD	Snell 1 yd rush
UGA	14/68	6:25	4/2:47	FG	MacGinnis 25 yd FG
UT	2/85	0:43	1/13:09	TD	Williams 10 yd rush
UT	9/42	3:22	1/3:31	FG	MacGinnis 37 yd FG
UT	13/72	6:59	2/9:27	FG	MacGinnis 25 yd FG
UT	8/60	2:55	3/12:05	FG	MacGinnis 33 yd FG
UT	2/88	0:34	4/12:30	TD	Kemp 71 yd rush
UT	6/75	3:14	4/3:58	TD	King 24 yd rush
UT	8/53	2:17	4/1:41	TD	S. Johnson 2 yd rush
AP	7-37	3:34	2/6:51	TD	Snell 30 yd rush
AP	3/51	1:24	2/3:37	TD	Conrad 14 yd pass from S. Johnson
AP	5/56	1:05	2/0:59	TD	G. Johnson 40 yd pass from S. Johnson
AP	3/38	1:10	3/13:42	TD	Williams 25 yd rush
AP	1/48	0:10	3/10:25	TD	Snell 38 yd rush
AP	1/40	0:09	3/6:30	TD	Kemp 40 yd rush
AP	13/72	6:44	4/12:51	TD	Kemp 7 yd rush

GAME-BY-GAME TD DRIVES

Yds.	TD	Drive	Poss. Time	TDs	Plays	TDs
1-9	17	-	00:00-00:59	10	1	3
10-19	5	-	01:00-01:59	8	2	6
20-29	2	-	02:00-02:59	7	3	5
30-39	2	4	03:00-03:59	9	4	2
40-49	7	4	04:00-04:59	2	5	5
50-59	1	6	05:00-05:59	1	6	3
60-69	3	7	06:00-06:59	3	7	5
70-79	3	12	07:00-07:59	-	8	3
80-89	-	7	08:00-08:59	-	9	3
90-99	-	-	09:00-09:59	-	10	-
Total	40	40	10:00-10:59	-	11	2
			11:00-11:59	-	12	1
			12:00-12:59	-	13	4
			13:00-13:59	-	14	-
			14:00-14:59	-	15	-
			15:00 - +	-	16	-

GAME OPENING DRIVES

	UK		OPPONENT	
Game	Res/Pts	Yds.	Res/Pts.	Yds.
Southern Miss	Punt/0	2	TD/7	49
Florida	Punt/0	-1	MFG/0	47
New Mexico St.	INT/0	2	TD/7	46
South Carolina	Fumble/0	12	Punt/0	2
Alabama	FG/3	36	Downs/0	35
Vanderbilt	TD/7	75	Punt/0	23
Miss. State	MFG/0	57	Punt/0	1
Missouri	MFG/0	46	Punt/0	21
Georgia	Punt/0	7	TD/7	64
Tennessee	TD/7	85	Punt/0	5
Austin Peay	Punt/0	9	INT/0	71
Louisville				
Totals/gm	17/1.5	330/30.0	21/1.9	364/33.0

2ND HALF OPENING DRIVES

	UK		OPPONENT	
Game	Res/Pts	Yds.	Res/Pts.	Yds.
Southern Miss	Fumble/0	24	TD/7	84
Florida	INT/0	0	TD/7	45
New Mexico St.	TD/7	71	Punt/0	7
South Carolina	TD/7	75	Punt/0	10
Alabama	Punt/0	10	TD/7	78
Vanderbilt	Fumble/0	8	Punt/0	17
Miss. State	TD/7	75	FG/3	56
Missouri	TD/7	80	MFG/0	69
Georgia	Punt/0	-8	Fumble/0	8
Tennessee	FG/3	60	TD/7	92
Austin Peay	TD/7	38	Downs/0	23
Louisville				
Totals/gm	38/3.4	433/39.3	31/2.8	489/44.4

DRIVE ANALYSIS

Game	Total Drive	TD	FG	MFG	P	TO	4DN
USM	15	5	0	0	5	3	0-1
Florida	12	1	0	1	5	4	0-0
NMSU	15	8	0	0	3	3	0-0
USC	12	2	1	0	5	2	1-1
Alabama	10	0	2	0	6	2	1-1
Vanderbilt	12	2	2	0	5	2	3-3
Miss. State	13	3	4	1	3	2	1-1
Missouri	14	5	0	1	5	2	1-2
Georgia	14	3	1	0	7	2	0-0
Tennessee	15	4	3	0	6	2	0-0
Austin Peay	11	7	0	0	3	1	2-2
Louisville							
Totals	143	40	13	3	53	25	9-11



MISCELLANEOUS STATS

TURNOVERS

Opponent	Forced by UK					Forced by Opponent			
	Fum	Int	Tot	Margin	UK Pts off	Fum	Int	Tot	Opp Pts Off
Southern Miss	0	3	3	0	14	2	1	3	10
Florida	0	1	1	-3	0	1	3	4	28
New Mexico St.	0	2	2	-1	7	1	2	3	14
South Carolina	0	0	0	-2	0	1	1	2	0
Alabama	1	0	1	-1	0	2	0	2	10
Vanderbilt	1	0	1	-1	7	1	1	2	7
Miss. State	0	1	1	-1	7	2	0	2	14
Missouri	0	0	0	-2	0	1	1	2	0
Georgia	3	0	3	+1	7	1	1	2	3
Tennessee	2	1	3	+1	7	1	1	2	7
Austin Peay	0	2	2	+1	7	0	1	1	6
Louisville									
TOTALS	7	10	17	-8	56	13	12	25	99

KENTUCKY BIG PLAYS

Opponent	Rushing					Passing				Special Teams	
	15+	20+	30+	40+	50+	20+	30+	40+	50+	Block	Return for TD
Southern Miss	2	1	1	0	0	6	6	4	3	0	0
Florida	1	1	0	0	0	2	1	1	0	0	0
New Mexico St.	7	3	1	1	1	3	2	2	2	0	1
South Carolina	1	1	1	1	0	1	0	0	0	0	0
Alabama	2	0	0	0	0	0	0	0	0	0	0
Vanderbilt	3	1	1	0	0	0	0	0	0	0	0
Miss. State	6	5	2	0	0	6	3	2	0	0	0
Missouri	7	5	2	1	1	3	3	1	1	0	0
Georgia	2	2	1	0	0	2	0	0	0	0	0
Tennessee	8	7	3	2	2	2	0	0	0	0	0
Austin Peay	5	4	3	2	0	2	2	2	0	0	0
Louisville											
TOTALS	44	30	15	8	4	27	17	12	6	0	1

OPPONENT BIG PLAYS

Opponent	Rushing					Passing				Special Teams	
	15+	20+	30+	40+	50+	20+	30+	40+	50+	Block	Return for TD
Southern Miss	0	0	0	0	0	3	3	1	1	1	0
Florida	3	1	1	0	0	4	1	1	1	0	0
New Mexico St.	1	0	0	0	0	5	3	1	1	0	0
South Carolina	0	0	0	0	0	2	1	0	0	0	0
Alabama	1	1	0	0	0	4	2	2	0	0	0
Vanderbilt	2	0	0	0	0	1	1	0	0	0	0
Miss. State	5	2	2	1	0	1	0	0	0	0	0
Missouri	3	2	0	0	0	2	1	1	1	0	0
Georgia	1	0	0	0	0	4	2	1	1	0	0
Tennessee	9	7	4	2	0	4	2	2	1	0	0
Austin Peay	3	1	0	0	0	0	0	0	0	0	0
Louisville											
TOTALS	28	14	7	3	0	30	16	9	6	1	0

DRIVE CHART STATISTICS

Opponent	No.	Avg. Plays	Avg. Yds.	Avg. Time	For TD	Avg. Plays	Avg. Yds.	Avg. Time
Southern Miss	15	3.3	27.2	1:17.8	5	3.6	62.2	1:04.6
Florida	12	4.0	12.4	1:52.8	1	9.0	65.0	4:45
New Mexico St.	15	5.0	46.1	2:16.8	8	5.8	68.7	2:31.2
South Carolina	12	5.7	29.2	2:40.0	2	8.0	70.0	3:36.5
Alabama	10	5.8	16.1	3:01.3	0	0.0	0.0	0:00.0
Vanderbilt	12	6.3	25.5	1:43.6	2	11.0	61.0	4:08.5
Miss. State	13	5.9	42.6	2:31.7	3	4.3	69.0	2:04.0
Missouri	14	5.9	41.5	2:49.7	5	7.2	78.6	3:15.2
Georgia	14	4.3	22.0	1:51.5	3	4.3	53.6	1:43.0
Tennessee	15	5.6	42.3	2:21.4	4	4.5	75.2	1:42.0
Austin Peay	11	4.4	37.2	2:01.4	7	4.7	48.8	2:02.2
Louisville								



EXPLOSIVE PLAYS

RUNS 10+

Badet, 25 yards
(1 rush for 25 yards, 25.0 avg.)
Barker, 14 yards
(1 rush for 14 yards, 14.0 avg.)
S. Johnson, 10 yards
S. Johnson, 11 yards
S. Johnson, 10 yards
S. Johnson, 16 yards
S. Johnson, 20 yards
S. Johnson, 12 yards
S. Johnson, 75 yards
S. Johnson, 11 yards
S. Johnson, 16 yards
S. Johnson, 14 yards
(10 rush for 195 yards, 19.5 avg.)
Kemp, 16 yards
Kemp, 16 yards
Kemp, 15 yards
Kemp, 10 yards
Kemp, 71 yards*
Kemp, 40 yards*
(6 rush for 168 yards, 28.0 avg., 2 TD)
King, 13 yards
King, 24 yards
King, 24 yards*
(3 rushes, 61 yards, 20.3 avg. 1 TD)
Snell, 18 yards
Snell, 17 yards
Snell, 14 yards
Snell, 14 yards
Snell, 15 yards
Snell, 18 yards
Snell, 14 yards
Snell, 12 yards
Snell, 17 yards
Snell, 12 yards
Snell, 12 yards
Snell, 12 yards
Snell, 27 yards
Snell, 34 yards*
Snell, 10 yards
Snell, 23 yards
Snell, 32 yards
Snell, 19 yards
Snell, 18 yards*
Snell, 26 yards
Snell, 14 yards
Snell, 27 yards
Snell, 20 yards
Snell, 30 yards*
Snell, 48 yards*
Snell, 18 yards
(26 rush for 521 yards, 20.0 avg., 4 TD)
Timmons, 11 yards
(1 rush, 11 yards, 11.0 avg.)
Williams, 16 yards
Williams, 36 yards
Williams, 25 yards
Williams, 10 yards
Williams, 63 yards*

Williams, 16 yards
Williams, 11 yards
Williams, 13 yards
Williams, 23 yards
Williams, 20 yards
Williams, 13 yards
Williams, 11 yards
Williams, 43 yards*
Williams, 11 yards
Williams, 14 yards
Williams, 10 yards
Williams, 31 yards
Williams, 35 yards
Williams, 23 yards
Williams, 12 yards
Williams, 60 yards*
Williams, 20 yards
Williams, 28 yards
Williams, 30 yards
Williams, 13 yards
Williams, 10 yards*
Williams, 11 yards
Williams, 14 yards
Williams, 39 yards
Williams, 17 yards
Williams, 25 yards*
(31 rush for 703 yards, 22.7 avg., 5 TD)
Total: 79 runs for 1,698 yards, 21.5 avg.

RECEIVING 20+

Baker, 31 yards
Baker, 24 yards
(2 rec. for 55 yards, 27.5 avg.)
Badet, 72 yards*
Badet, 45 yards
Badet 54 yards
Badet, 28 yards
Badet, 44 yards*
Badet, 40 yards*
Badet, 31 yards
Badet, 65 yards*
Badet, 22 yards
Badet, 42 yards
(10 rec. for 443 yards, 44.3 avg., 4 TD)
Bone, 20 yards
Bone, 37 yards
(2 rec., 57 yards, 28.5 avg.)
Conrad, 72 yards*
Conrad, 26 yards
Conrad, 22 yards
(3 rec. for 120 yards, 40.0 avg, 1 TD)
Johnson, 43 yards*
Johnson, 53 yards*
Johnson, 32 yards
Johnson, 21 yards
Johnson, 40 yards*
(5 rec. for 189 yards, 37.8 avg., 3 TD)
Richardson, 41 yards
Richardson, 33 yards
(2 rec. for 74 yards, 37.0 avg.)
Timmons, 21 yards

Timmons, 32 yards
Timmons, 24 yards
(3 rec. for 77 yards, 25.6 avg.)
Total: 27 catches for 1,015 yards, 37.6 avg.

KICK RETURNS 30+

Kemp, 32 yards
(1 return for 32 yards, 32.0 avg.)
Badet, 31 yards
Badet, 39 yards
(2 returns for 70 yards, 35.0 avg.)
Total: 3 returns for 102 yards, 34.0 avg.

PUNT RETURNS 20+

Walker, 65 yards*
Walker, 23 yards
(2 returns, 88 yards, 44.0 avg., 1 TD)
Total: 2 returns for 88 yards, 44.0 avg.

DEFENSIVE RETURNS 20+

McClain, 20 yards
McWilson, 45 yards*
Edwards, 46 yards
Total: 3 returns for 111 yards, 37.0 avg.
Total: 97 plays for 2,563 yards, 26.4 avg.
* denotes a touchdown scoring play

OPPONENT BIG PLAYS

Total:
Run (10+) 73 for 1,223 yds
Receiving (20+) 33 for 1,105 yds
Kick Returns (30+) 1 for 65 yds
Punt Returns (20+) 1 for 63 yds
Defensive Returns (20+) 4 for 183 yds
TOTAL: 112 for 2,639 yards (23.6 avg.)

UK LONG PLAYS (20+) BY THE NUMBERS

20+ Plays By Yards	No.	TD
100+	0	0
90-99	0	0
80-89	0	0
70-79	4	3
60-69	4	4
50-59	2	1
40-49	12	8
30-39	16	1
20-29	27	2
TOTAL	65	19

20+ Plays By Type	No.	TD
Rushing	31	9
Passing	27	8
Punt returns	2	1
Kick returns	2	0
Interceptions	3	1
Fumble returns	0	0
TOTAL	65	19



The Automated ScoreBook

Kentucky Combined Team Statistics (as of Nov 19, 2016)

All games



Date	Opponent	Score	Att.
Sep 03, 2016	SOUTHERN MISS	L 35-44	57230
* Sep 10, 2016	at Florida	L 7-45	85821
Sep 17, 2016	NEW MEXICO STATE	W 62-42	49669
* Sep 24, 2016	SOUTH CAROLINA	W 17-10	51702
* Oct 01, 2016	at #1 Alabama	L 6-34	101821
* Oct 08, 2016	VANDERBILT	W 20-13	55030
* Oct 22, 2016	MISSISSIPPI STATE	W 40-38	50414
* Oct 29, 2016	at Missouri	W 35-21	50234
* Nov 05, 2016	GEORGIA	L 24-27	62507
* Nov 12, 2016	at Tennessee	L 36-49	101075
Nov 19, 2016	AUSTIN PEAY	W 49-13	48948

Rushing	gp-gs	att	gain	loss	net	avg	td	lg	avg/g
Stanley Williams	11-9	146	1093	21	1072	7.3	6	63	97.5
Benny Snell	11-1	168	1027	21	1006	6.0	12	48	91.5
Jojo Kemp	8-2	57	306	17	289	5.1	6	71	36.1
Stephen Johnson	10-7	75	362	167	195	2.6	2	75	19.5
Sihiem King	11-0	11	82	1	81	7.4	1	24	7.4
Jeff Badet	11-11	1	25	0	25	25.0	0	25	2.3
Mikel Horton	3-0	3	12	0	12	4.0	0	5	4.0
Ryan Timmons	11-4	1	11	0	11	11.0	0	11	1.0
Total	11	481	2949	283	2666	5.5	27	75	242.4
Opponents	11	479	2661	241	2420	5.1	20	45	220.0

Passing	gp-gs	effic	comp-att-int	pct	yds	td	lg	avg/g
Stephen Johnson	10-7	126.33	110-204-5	53.9	1524	9	72	152.4
Drew Barker	3-3	136.82	18-36-5	50.0	334	4	72	111.3
Luke Wright	1-1	83.80	3-4-1	75.0	28	0	12	28.0
Benny Snell	11-1	111.47	2-3-0	66.7	16	0	0	1.5
TM	6-0	0.00	0-1-0	0.0	0	0	0	0.0
Tristan Yeomans	11-0	16.00	1-1-0	100.0	-10	0	0	-0.9
Total	11	126.04	134-249-11	53.8	1892	13	72	172.0
Opponents	11	131.63	180-313-10	57.5	2293	18	78	208.5

Receiving	gp-gs	no.	yds	avg	td	lg	avg/g
Garrett Johnson	11-8	31	404	13.0	3	53	36.7
Jeff Badet	11-11	24	587	24.5	4	72	53.4
Ryan Timmons	11-4	16	186	11.6	0	32	16.9
C.J. Conrad	11-9	15	231	15.4	4	72	21.0
Dorian Baker	8-6	11	135	12.3	0	31	16.9
Tavin Richardson	11-5	8	154	19.2	0	41	14.0
Stanley Williams	11-9	7	48	6.9	1	15	4.4
Greg Hart	10-0	6	32	5.3	0	11	3.2
Blake Bone	9-0	4	71	17.8	0	37	7.9
Charles Walker	11-0	3	28	9.3	0	12	2.5
Sihiem King	11-0	3	14	4.7	0	11	1.3
Kayaune Ross	6-0	2	10	5.0	1	9	1.7
Jojo Kemp	8-2	2	5	2.5	0	4	0.6
Stephen Johnson	10-7	1	-3	-3.0	0	0	-0.3
Austin MacGinnis	11-1	1	-10	-10.0	0	0	-0.9
Total	11	134	1892	14.1	13	72	172.0
Opponents	11	180	2293	12.7	18	78	208.5

Field Goals	fg	pct.	01-19	20-29	30-39	40-49	50-99	lg	blk
Austin MacGinnis	13-16	81.2	0-0	3-4	6-7	3-4	1-1	51	0

Scoring	td	fg	kick	rush	rcv	pass	dxp	saf	pts
Austin MacGinnis	-	13-16	38-39	-	-	-	-	-	77
Benny Snell	12	-	-	0-1	-	-	-	-	72
Stanley Williams	7	-	-	-	-	-	-	-	42
Jojo Kemp	6	-	-	-	-	-	-	-	36
Jeff Badet	4	-	-	-	-	-	-	-	24
C.J. Conrad	4	-	-	-	-	-	-	-	24
Garrett Johnson	3	-	-	-	-	0-1	-	-	18
Stephen Johnson	2	-	-	-	-	1-1	-	-	12
Kayaune Ross	1	-	-	-	-	-	-	-	6
Sihiem King	1	-	-	-	-	-	-	-	6
Marcus McWilson	1	-	-	-	-	-	-	-	6
Charles Walker	1	-	-	-	-	-	-	-	6
Tavin Richardson	-	-	-	-	1	-	-	-	2
Total	42	13-16	38-39	0-1	1	1-2	-	-	331
Opponents	42	14-20	40-41	-	1	1-1	-	-	336

Score by Quarters	1st	2nd	3rd	4th	OT	Total
Kentucky	69	99	80	83	0	331
Opponents	76	95	93	72	0	336

Record:	Overall	Home	Away	Neutral
All games	6-5	5-2	1-3	0-0
Conference	4-4	3-1	1-3	0-0
Non-Conference	2-1	2-1	0-0	0-0

Team Statistics	UK	OPP
FIRST DOWNS	216	248
Rushing	126	128
Passing	75	107
Penalty	15	13
RUSHING YARDAGE	2666	2420
Rushing Attempts	481	479
Average Per Rush	5.5	5.1
Average Per Game	242.4	220.0
TDs Rushing	27	20
PASSING YARDAGE	1892	2293
Comp-Att-Int	134-249-11	180-313-10
Average Per Pass	7.6	7.3
Average Per Catch	14.1	12.7
Average Per Game	172.0	208.5
TDs Passing	13	18
TOTAL OFFENSE	4558	4713
Average Per Play	6.2	6.0
Average Per Game	414.4	428.5
KICK RETURNS: #-Yards	33-745	41-777
PUNT RETURNS: #-Yards	14-118	19-103
INT RETURNS: #-Yards	10-121	11-59
FUMBLES-LOST	21-14	15-7
PENALTIES-Yards	56-503	72-546
PUNTS-AVG	53-39.4	54-41.8
TIME OF POSSESSION/Game	29:49	30:11
3RD-DOWN Conversions	56/150	68/155
4TH-DOWN Conversions	9/11	4/10

Interceptions	no.	yds	avg	td	lg
Derrick Baity	3	10	3.3	0	10
Blake McClain	2	20	10.0	0	20
J.D. Harmon	2	0	0.0	0	0
Chris Westry	1	0	0.0	0	0
Marcus McWilson	1	45	45.0	1	45
Mike Edwards	1	46	46.0	0	46

Punting	no.	yds	avg	lg	tb	fc	i20	50+	blk
Grant McKinniss	51	2028	39.8	61	4	12	8	4	1
Stephen Johnson	1	38	38.0	38	1	0	0	0	0
TM	1	24	24.0	24	0	0	0	0	0

Punt Returns	no.	yds	avg	td	lg
Charles Walker	14	118	8.4	1	65
Total	14	118	8.4	1	65
Opponents	19	103	5.4	0	63

Kick Returns	no.	yds	avg	td	lg
Jeff Badet	15	344	22.9	0	39
Benny Snell	7	138	19.7	0	32
Jojo Kemp	5	125	25.0	0	32
Sihiem King	4	95	23.8	0	27
J.D. Harmon	2	43	21.5	0	27
Total	33	745	22.6	0	39
Opponents	41	777	19.0	0	65

All Purpose	g	rush	rcv	pr	kr	ir	total	avg/g
Benny Snell	11	1006	0	0	138	0	1144	104.0
Stanley Williams	11	1072	48	0	0	0	1120	101.8
Jeff Badet	11	25	587	0	344	0	956	86.9
Jojo Kemp	8	289	5	0	125	0	419	52.4
Garrett Johnson	11	0	404	0	0	0	404	36.7
Total	11	2666	1892	118	745	121	5542	503.8
Opponents	11	2420	2293	103	777	59	5652	513.8

Total Offense	g	plays	rush	pass	total	avg/g
Stephen Johnson	10	279	195	1524	1719	171.9
Stanley Williams	11	146	1072	0	1072	97.5
Benny Snell	11	171	1006	16	1022	92.9
Drew Barker	3	50	-23	334	311	103.7
Jojo Kemp	8	57	289	0	289	36.1
Total	11	730	2666	1892	4558	414.4
Opponents	11	792	2420	2293	4713	428.5



The Automated ScoreBook

Kentucky Combined Team Statistics (as of Nov 19, 2016)

Conference games



Date	Opponent	Score	Att.
* Sep 10, 2016	at Florida	L 7-45	85821
* Sep 24, 2016	SOUTH CAROLINA	W 17-10	51702
* Oct 01, 2016	at #1 Alabama	L 6-34	101821
* Oct 08, 2016	VANDERBILT	W 20-13	55030
* Oct 22, 2016	MISSISSIPPI STATE	W 40-38	50414
* Oct 29, 2016	at Missouri	W 35-21	50234
* Nov 05, 2016	GEORGIA	L 24-27	62507
* Nov 12, 2016	at Tennessee	L 36-49	101075

Record:	Overall	Home	Away	Neutral
All games	4-4	3-1	1-3	0-0
Conference	4-4	3-1	1-3	0-0
Non-Conference	0-0	0-0	0-0	0-0

Team Statistics	UK	OPP
FIRST DOWNS	160	173
Rushing	95	86
Passing	51	81
Penalty	14	6
RUSHING YARDAGE	1908	1678
Rushing Attempts	370	313
Average Per Rush	5.2	5.4
Average Per Game	238.5	209.8
TDs Rushing	16	13
PASSING YARDAGE	1139	1731
Comp-Att-Int	92-186-8	136-233-3
Average Per Pass	6.1	7.4
Average Per Catch	12.4	12.7
Average Per Game	142.4	216.4
TDs Passing	4	13
TOTAL OFFENSE	3047	3409
Average Per Play	5.5	6.2
Average Per Game	380.9	426.1
KICK RETURNS: #-Yards	19-440	24-477
PUNT RETURNS: #-Yards	7-16	18-104
INT RETURNS: #-Yards	3-55	8-24
FUMBLES-LOST	16-10	11-7
PENALTIES-Yards	29-256	53-408
PUNTS-AVG	42-40.0	39-42.6
TIME OF POSSESSION/Game	31:30	28:30
3RD-DOWN Conversions	43/120	44/105
4TH-DOWN Conversions	7/8	2/6

Interceptions	no.	yds	avg	td	lg
Derrick Baity	2	10	5.0	0	10
Marcus McWilson	1	45	45.0	1	45

Punting	no.	yds	avg	lg	tb	fc	i20	50+	blk
Grant McKinniss	41	1640	40.0	61	3	9	6	4	0
Stephen Johnson	1	38	38.0	38	1	0	0	0	0

Punt Returns	no.	yds	avg	td	lg
Charles Walker	7	16	2.3	0	10
Total	7	16	2.3	0	10
Opponents	18	104	5.8	0	63

Kick Returns	no.	yds	avg	td	lg
Jeff Badet	13	300	23.1	0	39
Benny Snell	5	115	23.0	0	32
Sihlem King	1	25	25.0	0	25
Total	19	440	23.2	0	39
Opponents	24	477	19.9	0	65

All Purpose	g	rush	rcv	pr	kr	ir	total	avg/g
Benny Snell	8	718	0	0	115	0	833	104.1
Stanley Williams	8	750	32	0	0	0	782	97.8
Jeff Badet	8	25	384	0	300	0	709	88.6
Jojo Kemp	6	228	1	0	0	0	229	38.2
Garrett Johnson	8	0	184	0	0	0	184	23.0
Total	8	1908	1139	16	440	55	3558	444.8
Opponents	8	1678	1731	104	477	24	4014	501.8

Total Offense	g	plays	rush	pass	total	avg/g
Stephen Johnson	8	236	134	1113	1247	155.9
Stanley Williams	8	108	750	0	750	93.8
Benny Snell	8	139	718	16	734	91.8
Jojo Kemp	6	44	228	0	228	38.0
Sihlem King	8	8	74	0	74	9.2
Total	8	556	1908	1139	3047	380.9
Opponents	8	546	1678	1731	3409	426.1

Rushing	gp-gs	att	gain	loss	net	avg	td	lg	avg/g
Stanley Williams	8-8	108	763	13	750	6.9	4	60	93.8
Benny Snell	8-1	137	738	20	718	5.2	6	34	89.8
Jojo Kemp	6-0	44	236	8	228	5.2	3	71	38.0
Stephen Johnson	8-7	63	297	163	134	2.1	2	75	16.8
Sihlem King	8-0	8	75	1	74	9.2	1	24	9.2
Jeff Badet	8-8	1	25	0	25	25.0	0	25	3.1
Total	8	370	2136	228	1908	5.2	16	75	238.5
Opponents	8	313	1851	173	1678	5.4	13	45	209.8

Passing	gp-gs	effic	comp-att-int	pct	yds	td	lg	avg/g
Stephen Johnson	8-7	106.76	88-173-5	50.9	1113	4	65	139.1
Drew Barker	1-1	-31.60	2-10-3	20.0	10	0	7	10.0
Benny Snell	8-1	167.20	2-2-0	100.0	16	0	0	2.0
TM	4-0	0.00	0-1-0	0.0	0	0	0	0.0
Total	8	99.40	92-186-8	49.5	1139	4	65	142.4
Opponents	8	136.61	136-233-3	58.4	1731	13	78	216.4

Receiving	gp-gs	no.	yds	avg	td	lg	avg/g
Garrett Johnson	8-6	19	184	9.7	0	20	23.0
Jeff Badet	8-8	18	384	21.3	3	65	48.0
Ryan Timmons	8-2	11	139	12.6	0	32	17.4
Dorian Baker	6-4	10	125	12.5	0	31	20.8
C.J. Conrad	8-7	8	79	9.9	0	26	9.9
Tavin Richarson	8-4	6	80	13.3	0	19	10.0
Stanley Williams	8-8	5	32	6.4	1	13	4.0
Blake Bone	7-0	4	71	17.8	0	37	10.1
Greg Hart	8-0	4	16	4.0	0	8	2.0
Charles Walker	8-0	2	16	8.0	0	9	2.0
Sihlem King	8-0	2	14	7.0	0	11	1.8
Kayaune Ross	4-0	1	1	1.0	0	2	0.2
Jojo Kemp	6-0	1	1	1.0	0	1	0.2
Stephen Johnson	8-7	1	-3	-3.0	0	0	-0.4
Total	8	92	1139	12.4	4	65	142.4
Opponents	8	136	1731	12.7	13	78	216.4

Field Goals	fg	pct.	01-19	20-29	30-39	40-49	50-99	lg	blk
Austin MacGinnis	13-16	81.2	0-0	3-4	6-7	3-4	1-1	51	0

Scoring	td	fg	kick	rush	rcv	pass	dxp	saf	pts
Austin MacGinnis	-	13-16	18-18	-	-	-	-	-	57
Benny Snell	6	-	-	0-1	-	-	-	-	36
Stanley Williams	5	-	-	-	-	-	-	-	30
Jeff Badet	3	-	-	-	-	-	-	-	18
Jojo Kemp	3	-	-	-	-	-	-	-	18
Stephen Johnson	2	-	-	-	-	1-1	-	-	12
Sihlem King	1	-	-	-	-	-	-	-	6
Marcus McWilson	1	-	-	-	-	-	-	-	6
Tavin Richarson	-	-	-	-	1	-	-	-	2
Total	21	13-16	18-18	0-1	1	1-2	-	-	185
Opponents	29	11-16	28-28	-	1	1-1	-	-	237

Score by Quarters	1st	2nd	3rd	4th	OT	Total
Kentucky	34	43	45	63	0	185
Opponents	41	65	65	66	0	237

##	Defensive Leaders	gp-gs	Tackles				Sacks no-yds	Pass defense			Fumbles		blkd		
			ua	a	tot	tfl/yds		int-yds	brup	qbh	rcv-yds	ff	kick	saf	
27	Mike Edwards	8-8	35	29	64	2.0-2	.	.	4	
34	Jordan Jones	8-8	39	17	56	8.0-24	1.0-7	.	4	7	.	1	.	.	
51	Courtney Love	8-8	20	26	46	1.0-5	1.0-5	.	1	
35	Denzil Ware	8-8	23	16	39	8.5-59	4.5-48	.	.	5	
24	Blake McClain	8-7	29	10	39	0.5-1	.	.	1	



The Automated ScoreBook
Kentucky Game Results (as of Nov 19, 2016)
All games



Date	Opponent		Score	Overall	Conference	Time	Attend
Sep 03, 2016	SOUTHERN MISS	L	35-44	0-1	0-0	3:47	57230
* Sep 10, 2016	at Florida	L	7-45	0-2	0-1	3:23	85821
Sep 17, 2016	NEW MEXICO STATE	W	62-42	1-2	0-1	3:33	49669
* Sep 24, 2016	SOUTH CAROLINA	W	17-10	2-2	1-1	3:15	51702
* Oct 01, 2016	at #1 Alabama	L	6-34	2-3	1-2	3:09	101821
* Oct 08, 2016	VANDERBILT	W	20-13	3-3	2-2	3:30	55030
* Oct 22, 2016	MISSISSIPPI STATE	W	40-38	4-3	3-2	3:39	50414
* Oct 29, 2016	at Missouri	W	35-21	5-3	4-2	3:30	50234
* Nov 05, 2016	GEORGIA	L	24-27	5-4	4-3	3:38	62507
* Nov 12, 2016	at Tennessee	L	36-49	5-5	4-4	3:49	101075
Nov 19, 2016	AUSTIN PEAY	W	49-13	6-5	4-4	3:23	48948



The Automated ScoreBook
Kentucky Overall Individual Statistics (as of Nov 19, 2016)
All games



Rushing	gp-gs	att	gain	loss	net	avg	td	lg	avg/g
Stanley Williams	11-9	146	1093	21	1072	7.3	6	63	97.5
Benny Snell	11-1	168	1027	21	1006	6.0	12	48	91.5
Jojo Kemp	8-2	57	306	17	289	5.1	6	71	36.1
Stephen Johnson	10-7	75	362	167	195	2.6	2	75	19.5
Sihem King	11-0	11	82	1	81	7.4	1	24	7.4
Jeff Badet	11-11	1	25	0	25	25.0	0	25	2.3
Mikel Horton	3-0	3	12	0	12	4.0	0	5	4.0
Ryan Timmons	11-4	1	11	0	11	11.0	0	11	1.0
TM	6-0	5	0	2	-2	-0.4	0	0	-0.3
Drew Barker	3-3	14	31	54	-23	-1.6	0	14	-7.7
Total	11	481	2949	283	2666	5.5	27	75	242.4
Opponents	11	479	2661	241	2420	5.1	20	45	220.0

Passing	gp-gs	effic	comp-att-int	pct	yds	td	lg	avg/g
Stephen Johnson	10-7	126.33	110-204-5	53.9	1524	9	72	152.4
Drew Barker	3-3	136.82	18-36-5	50.0	334	4	72	111.3
Luke Wright	1-1	83.80	3-4-1	75.0	28	0	12	28.0
Benny Snell	11-1	111.47	2-3-0	66.7	16	0	0	1.5
TM	6-0	0.00	0-1-0	0.0	0	0	0	0.0
Tristan Yeomans	11-0	16.00	1-1-0	100.0	-10	0	0	-0.9
Total	11	126.04	134-249-11	53.8	1892	13	72	172.0
Opponents	11	131.63	180-313-10	57.5	2293	18	78	208.5

Receiving	gp-gs	no.	yds	avg	td	lg	avg/g
Garrett Johnson	11-8	31	404	13.0	3	53	36.7
Jeff Badet	11-11	24	587	24.5	4	72	53.4
Ryan Timmons	11-4	16	186	11.6	0	32	16.9
C.J. Conrad	11-9	15	231	15.4	4	72	21.0
Dorian Baker	8-6	11	135	12.3	0	31	16.9
Tavin Richarson	11-5	8	154	19.2	0	41	14.0
Stanley Williams	11-9	7	48	6.9	1	15	4.4
Greg Hart	10-0	6	32	5.3	0	11	3.2
Blake Bone	9-0	4	71	17.8	0	37	7.9
Charles Walker	11-0	3	28	9.3	0	12	2.5
Sihem King	11-0	3	14	4.7	0	11	1.3
Kayaune Ross	6-0	2	10	5.0	1	9	1.7
Jojo Kemp	8-2	2	5	2.5	0	4	0.6
Stephen Johnson	10-7	1	-3	-3.0	0	0	-0.3
Austin MacGinnis	11-1	1	-10	-10.0	0	0	-0.9
Total	11	134	1892	14.1	13	72	172.0
Opponents	11	180	2293	12.7	18	78	208.5

Punt Returns	no.	yds	avg	td	lg
Charles Walker	14	118	8.4	1	65
Total	14	118	8.4	1	65
Opponents	19	103	5.4	0	63

Interceptions	no.	yds	avg	td	lg
Derrick Baity	3	10	3.3	0	10
J.D. Harmon	2	0	0.0	0	0
Blake McClain	2	20	10.0	0	20
Mike Edwards	1	46	46.0	0	46
Chris Westry	1	0	0.0	0	0
Marcus McWilson	1	45	45.0	1	45
Total	10	121	12.1	1	46
Opponents	11	59	5.4	1	25

Kick Returns	no.	yds	avg	td	lg
Jeff Badet	15	344	22.9	0	39
Benny Snell	7	138	19.7	0	32
Jojo Kemp	5	125	25.0	0	32
Sihem King	4	95	23.8	0	27
J.D. Harmon	2	43	21.5	0	27
Total	33	745	22.6	0	39
Opponents	41	777	19.0	0	65

Fumble Returns	no.	yds	avg	td	lg
Total	0	0	0.0	0	0
Opponents	5	177	35.4	3	81



The Automated ScoreBook
Kentucky Overall Team Statistics (as of Nov 19, 2016)
All games



Team Statistics	UK	OPP
SCORING	331	336
Points Per Game	30.1	30.5
Points Off Turnovers	56	99
FIRST DOWNS	216	248
Rushing	126	128
Passing	75	107
Penalty	15	13
RUSHING YARDAGE	2666	2420
Yards gained rushing	2949	2661
Yards lost rushing	283	241
Rushing Attempts	481	479
Average Per Rush	5.5	5.1
Average Per Game	242.4	220.0
TDs Rushing	27	20
PASSING YARDAGE	1892	2293
Comp-Att-Int	134-249-11	180-313-10
Average Per Pass	7.6	7.3
Average Per Catch	14.1	12.7
Average Per Game	172.0	208.5
TDs Passing	13	18
TOTAL OFFENSE	4558	4713
Total Plays	730	792
Average Per Play	6.2	6.0
Average Per Game	414.4	428.5
KICK RETURNS: #-Yards	33-745	41-777
PUNT RETURNS: #-Yards	14-118	19-103
INT RETURNS: #-Yards	10-121	11-59
KICK RETURN AVERAGE	22.6	19.0
PUNT RETURN AVERAGE	8.4	5.4
INT RETURN AVERAGE	12.1	5.4
FUMBLES-LOST	21-14	15-7
PENALTIES-Yards	56-503	72-546
Average Per Game	45.7	49.6
PUNTS-Yards	53-2090	54-2256
Average Per Punt	39.4	41.8
Net punt average	35.6	36.3
KICKOFFS-Yards	64-3945	65-4027
Average Per Kick	61.6	62.0
Net kick average	40.5	39.3
TIME OF POSSESSION/Game	29:49	30:11
3RD-DOWN Conversions	56/150	68/155
3rd-Down Pct	37%	44%
4TH-DOWN Conversions	9/11	4/10
4th-Down Pct	82%	40%
SACKS BY-Yards	18-140	26-176
MISC YARDS	0	0
TOUCHDOWNS SCORED	42	42
FIELD GOALS-ATTEMPTS	13-16	14-20
ON-SIDE KICKS	0-1	0-1
RED-ZONE SCORES	(32-37) 86%	(30-37) 81%
RED-ZONE TOUCHDOWNS	(23-37) 62%	(22-37) 59%
PAT-ATTEMPTS	(38-39) 97%	(40-41) 98%
ATTENDANCE	375500	338951
Games/Avg Per Game	7/53643	4/84738
Neutral Site Games		0/0

Score by Quarters	1st	2nd	3rd	4th	OT	Total
Kentucky	69	99	80	83	0	331
Opponents	76	95	93	72	0	336



The Automated ScoreBook
Kentucky Overall Individual Statistics (as of Nov 19, 2016)
All games



Scoring	td	fg	PAT				dxp	saf	pts
			kick	rush	rcv	pass			
Austin MacGinnis	-	13-16	38-39	-	-	-	-	-	77
Benny Snell	12	-	-	0-1	-	-	-	-	72
Stanley Williams	7	-	-	-	-	-	-	-	42
Jojo Kemp	6	-	-	-	-	-	-	-	36
C.J. Conrad	4	-	-	-	-	-	-	-	24
Jeff Badet	4	-	-	-	-	-	-	-	24
Garrett Johnson	3	-	-	-	-	0-1	-	-	18
Stephen Johnson	2	-	-	-	-	1-1	-	-	12
Sihiem King	1	-	-	-	-	-	-	-	6
Kayaune Ross	1	-	-	-	-	-	-	-	6
Marcus McWilson	1	-	-	-	-	-	-	-	6
Charles Walker	1	-	-	-	-	-	-	-	6
Tavin Richarson	-	-	-	-	1	-	-	-	2
Total	42	13-16	38-39	0-1	1	1-2	-	-	331
Opponents	42	14-20	40-41	-	1	1-1	-	-	336

Total Offense	g	plays	rush	pass	total	avg/g
Stephen Johnson	10	279	195	1524	1719	171.9
Stanley Williams	11	146	1072	0	1072	97.5
Benny Snell	11	171	1006	16	1022	92.9
Drew Barker	3	50	-23	334	311	103.7
Jojo Kemp	8	57	289	0	289	36.1
Sihiem King	11	11	81	0	81	7.4
Luke Wright	1	4	0	28	28	28.0
Jeff Badet	11	1	25	0	25	2.3
Mikel Horton	3	3	12	0	12	4.0
Ryan Timmons	11	1	11	0	11	1.0
TM	6	6	-2	0	-2	-0.3
Tristan Yeomans	11	1	0	-10	-10	-0.9
Total	11	730	2666	1892	4558	414.4
Opponents	11	792	2420	2293	4713	428.5

Field Goals	fg	pct.	01-19	20-29	30-39	40-49	50-99	lg	blk
Austin MacGinnis	13-16	81.2	0-0	3-4	6-7	3-4	1-1	51	0

FG Sequence	Kentucky	Opponents
Southern Miss	-	(31),(49),(25)
Florida	34	42,(54),48
New Mexico State	-	-
South Carolina	(30)	(35)
Alabama	(45),(30)	(44),35,(24)
Vanderbilt	(46),(28)	(48),49,(26)
Mississippi State	28,(46),(32),(32),(51)	(36)
Missouri	47	24
Georgia	(25)	(25),(42),(49),(25)
Tennessee	(37),(25),(33)	-
Austin Peay	-	38

Punting	no.	yds	avg	lg	tb	fc	i20	50+	blk
Grant McKinniss	51	2028	39.8	61	4	12	8	4	1
TM	1	24	24.0	24	0	0	0	0	0
Stephen Johnson	1	38	38.0	38	1	0	0	0	0
Total	53	2090	39.4	61	5	12	8	4	1
Opponents	54	2256	41.8	60	9	20	13	9	0

Kickoffs	no.	yds	avg	tb	ob	retn	net	ydln
Austin MacGinnis	64	3945	61.6	23	0			
Total	64	3945	61.6	23	0	19.0	40.5	24
Opponents	65	4027	62.0	29	3	22.6	39.3	25

Numbers in (parentheses) indicate field goal was made.



The Automated ScoreBook
Kentucky Overall Individual Statistics (as of Nov 19, 2016)
All games



All Purpose	g	rush	rcv	pr	kr	ir	total	avg/g
Benny Snell	11	1006	0	0	138	0	1144	104.0
Stanley Williams	11	1072	48	0	0	0	1120	101.8
Jeff Badet	11	25	587	0	344	0	956	86.9
Jojo Kemp	8	289	5	0	125	0	419	52.4
Garrett Johnson	11	0	404	0	0	0	404	36.7
C.J. Conrad	11	0	231	0	0	0	231	21.0
Ryan Timmons	11	11	186	0	0	0	197	17.9
Stephen Johnso	10	195	-3	0	0	0	192	19.2
Sihiem King	11	81	14	0	95	0	190	17.3
Tavin Richarson	11	0	154	0	0	0	154	14.0
Charles Walker	11	0	28	118	0	0	146	13.3
Dorian Baker	8	0	135	0	0	0	135	16.9
Blake Bone	9	0	71	0	0	0	71	7.9
Mike Edwards	11	0	0	0	0	46	46	4.2
Marcus McWilso	11	0	0	0	0	45	45	4.1
J.D. Harmon	11	0	0	0	43	0	43	3.9
Greg Hart	10	0	32	0	0	0	32	3.2
Blake McClain	11	0	0	0	0	20	20	1.8
Mikel Horton	3	12	0	0	0	0	12	4.0
Kayaune Ross	6	0	10	0	0	0	10	1.7
Derrick Baity	11	0	0	0	0	10	10	0.9
TM	6	-2	0	0	0	0	-2	-0.3
Austin MacGinni	11	0	-10	0	0	0	-10	-0.9
Drew Barker	3	-23	0	0	0	0	-23	-7.7
Total	11	2666	1892	118	745	121	5542	503.8
Opponents	11	2420	2293	103	777	59	5652	513.8



The Automated ScoreBook
Kentucky Team Game-by-Game (as of Nov 19, 2016)
All games



TEAM STATISTICS

Date	Opponent	Rushing				Receiving				Passing				Kick Returns				Punt Returns				tot off
		no.	yds	td	lg	no.	yds	td	lg	cmp-att-int	yds	td	lg	no.	yds	td	lg	no.	yds	td	lg	
Sep 03	SOUTHERN MISS	25	96	1	36	16	313	4	72	16-25-1	313	4	72	8	188	0	32	0	0	0	0	409
Sep 10	at Florida	34	94	1	25	3	55	0	45	3-14-3	55	0	45	2	48	0	25	0	0	0	0	149
Sep 17	NEW MEXICO STATE	51	381	5	63	18	311	3	72	18-24-1	311	3	72	3	66	0	28	5	101	1	65	692
Sep 24	SOUTH CAROLINA	50	216	2	43	11	135	0	28	11-19-1	135	0	28	1	32	0	32	1	8	0	8	351
Oct 01	at Alabama	36	72	0	17	13	89	0	16	13-22-0	89	0	16	3	79	0	31	0	0	0	0	161
Oct 08	VANDERBILT	52	258	2	31	10	49	0	15	10-24-1	49	0	15	3	71	0	29	1	0	0	0	307
Oct 22	MISSISSIPPI STATE	44	262	1	35	17	292	2	44	17-33-0	292	2	44	3	77	0	39	1	-3	0	0	554
Oct 29	at Missouri	59	377	3	60	15	205	2	65	15-24-1	205	2	65	0	0	0	0	1	4	0	4	582
Nov 05	GEORGIA	40	186	3	30	11	122	0	24	11-21-1	122	0	24	3	62	0	21	1	10	0	10	308
Nov 12	at Tennessee	55	443	4	75	12	192	0	37	12-29-1	192	0	37	4	71	0	20	2	-3	0	3	635
Nov 19	AUSTIN PEAY	35	281	5	48	8	129	2	42	8-14-1	129	2	42	3	51	0	27	2	1	0	1	410
Opponents		481	2666	27	75	134	1892	13	72	134-249-11	1892	13	72	33	745	0	39	14	118	1	65	4558
		479	2420	20	45	180	2293	18	78	180-313-10	2293	18	78	41	777	0	65	19	103	0	63	4713

Games: 11 • Avg/rush: 5.5 • Avg/catch: 14.1 • Pass effic: 126.04 • KR avg: 22.6 • PR avg: 8.4 • All purpose avg/game: 503.8 • Total offense avg/gm: 414.4

		Tackles				Sacks	Fumble		Pass Defense			blkd	PAT Attempts				off		
Date	Opponent	ua	a	total	tfl-yds	no-yds	ff	fr-yds	int-yds	qbh	brup	kick	kick	rush	rcv	saf	t/o	pts	
Sep 03	SOUTHERN MISS	54	60	114	9.0-41	3.0-31	2	0-0	3-0	2	4	0	5-5	0	0	0	14	35	
Sep 10	at Florida	40	44	84	3.0-3	0.0-0	0	0-0	1-10	2	3	0	1-1	0	0	0	0	7	
Sep 17	NEW MEXICO STATE	42	32	74	4.0-13	1.0-4	0	0-0	2-20	2	7	0	8-9	0	0	0	7	62	
Sep 24	SOUTH CAROLINA	38	26	64	6.0-34	4.0-30	0	0-0	0-0	2	4	0	2-2	0	0	0	0	17	
Oct 01	at Alabama	49	20	69	4.0-15	2.0-13	0	1-0	0-0	5	2	0	0-0	0	0	0	0	6	
Oct 08	VANDERBILT	38	28	66	6.0-24	4.0-22	0	1-0	0-0	4	2	0	2-2	0	0	0	7	20	
Oct 22	MISSISSIPPI STATE	37	30	67	5.0-18	0.0-0	0	0-0	1-45	1	2	0	2-2	0	1	0	7	40	
Oct 29	at Missouri	53	4	57	3.0-7	1.0-0	1	0-0	0-0	0	2	0	5-5	0	0	0	0	35	
Nov 05	GEORGIA	45	30	75	7.0-19	0.0-0	2	3-0	0-0	2	3	0	3-3	0	0	0	7	24	
Nov 12	at Tennessee	34	34	68	5.0-40	2.0-34	0	2-0	1-0	1	0	0	3-3	0	0	0	7	36	
Nov 19	AUSTIN PEAY	43	46	89	5.0-16	1.0-6	1	0-0	2-46	0	2	0	7-7	0	0	0	7	49	
		473	354	827	57.0-230	18.0-140	6	7-0	10-121	21	31	0	38-39	0	1	0	56	331	
Opponents		457	282	739	67.0-268	26.0-176	17	14-177	11-59	19	26	1	40-41	0	1	0	99	336	

Date	Opponent	Punting										Field Goals			Kickoffs				
		no.	yds	avg	long	blkd	tb	fc	50+	i20		md-att	long	blkd	no.	yds	avg	tb	ob
Sep 03	SOUTHERN MISS	5	171	34.2	45	1	0	2	0	2		0-0	0	0	6	367	61.2	0	0
Sep 10	at Florida	5	217	43.4	53	0	0	0	1	1		0-1	0	0	2	123	61.5	0	0
Sep 17	NEW MEXICO STATE	3	125	41.7	48	0	1	1	0	0		0-0	0	0	10	647	64.7	6	0
Sep 24	SOUTH CAROLINA	5	204	40.8	53	0	0	1	1	0		1-1	30	0	4	255	63.8	2	0
Oct 01	at Alabama	6	268	44.7	61	0	0	2	1	0		2-2	45	0	3	188	62.7	1	0
Oct 08	VANDERBILT	5	181	36.2	44	0	0	0	0	2		2-2	46	0	5	294	58.8	1	0
Oct 22	MISSISSIPPI STATE	3	103	34.3	37	0	0	2	0	1		4-5	51	0	8	491	61.4	4	0
Oct 29	at Missouri	5	179	35.8	41	0	1	0	0	0		0-1	0	0	6	380	63.3	4	0
Nov 05	GEORGIA	7	280	40.0	59	0	1	2	1	1		1-1	25	0	5	320	64.0	3	0
Nov 12	at Tennessee	6	246	41.0	47	0	2	2	0	1		3-3	37	0	7	372	53.1	1	0
Nov 19	AUSTIN PEAY	3	116	38.7	47	0	0	0	0	0		0-0	0	0	8	508	63.5	1	0
Opponents		53	2090	39.4	61	1	5	12	4	8		13-16	51	0	64	3945	61.6	23	0
		54	2256	41.8	60	0	9	20	9	13		14-20	54	0	65	4027	62.0	29	3



The Automated ScoreBook
Kentucky Opponent Game-by-Game (as of Nov 19, 2016)
All games



OPPONENT STATISTICS

Date	Opponent	Rushing				Receiving				Passing				Kick Returns				Punt Returns				tot off
		no.	yds	td	lg	no.	yds	td	lg	cmp-att-int	yds	td	lg	no.	yds	td	lg	no.	yds	td	lg	
Sep 03	SOUTHERN MISS	68	262	3	14	18	258	2	71	18-28-3	258	2	71	6	96	0	17	0	0	0	0	520
Sep 10	at Florida	50	244	2	36	19	320	4	78	19-33-1	320	4	78	2	32	0	21	3	4	0	3	564
Sep 17	NEW MEXICO STATE	45	223	3	16	17	277	3	55	17-34-2	277	3	55	4	69	0	19	0	0	0	0	500
Sep 24	SOUTH CAROLINA	35	91	1	12	15	177	0	30	15-30-0	177	0	30	2	38	0	21	1	5	0	5	268
Oct 01	at Alabama	37	173	1	28	25	315	2	46	25-38-0	315	2	46	2	33	0	22	2	32	0	17	488
Oct 08	VANDERBILT	32	141	0	15	17	141	0	30	17-30-0	141	0	30	4	112	0	65	4	-10	0	4	282
Oct 22	MISSISSIPPI STATE	39	281	3	45	13	81	1	22	13-21-1	81	1	22	4	104	0	45	1	4	0	4	362
Oct 29	at Missouri	37	157	1	25	19	229	2	57	19-32-0	229	2	57	2	30	0	21	3	53	0	63	386
Nov 05	GEORGIA	42	215	1	26	17	245	1	51	17-31-0	245	1	51	2	44	0	28	3	8	0	7	460
Nov 12	at Tennessee	41	376	4	45	11	223	3	51	11-18-1	223	3	51	6	84	0	22	1	8	0	8	599
Nov 19	AUSTIN PEAY	53	257	1	20	9	27	0	11	9-18-2	27	0	11	7	135	0	28	1	-1	0	0	284
		479	2420	20	45	180	2293	18	78	180-313-10	2293	18	78	41	777	0	65	19	103	0	63	4713
Kentucky		481	2666	27	75	134	1892	13	72	134-249-11	1892	13	72	33	745	0	39	14	118	1	65	4558

Games: 11 • Avg/rush: 5.1 • Avg/catch: 12.7 • Pass effic: 131.63 • KR avg: 19.0 • PR avg: 5.4 • All purpose avg/game: 513.8 • Total offense avg/gm: 428.5

		Tackles				Sacks	Fumble		Pass Defense			blkd	PAT Attempts				off		
Date	Opponent	ua	a	total	tfl-yds	no-yds	ff	fr-yds	int-yds	qbh	brup	kick	kick	rush	rcv	saf	t/o	pts	
Sep 03	SOUTHERN MISS	37	12	49	9.0-45	4.0-29	2	2-7	1-0	3	2	1	5-5	0	0	0	10	44	
Sep 10	at Florida	29	20	49	8.0-34	5.0-26	1	1-0	3-8	1	0	0	6-6	0	0	0	28	45	
Sep 17	NEW MEXICO STATE	35	56	91	4.0-8	0.0-0	2	2-0	1-10	1	1	0	6-6	0	0	0	14	42	
Sep 24	SOUTH CAROLINA	39	38	77	6.0-42	4.0-37	2	1-0	1-0	1	1	0	1-1	0	0	0	0	10	
Oct 01	at Alabama	40	24	64	9.0-41	4.0-28	3	2-55	0-0	6	1	0	4-4	0	0	0	10	34	
Oct 08	VANDERBILT	50	18	68	4.0-10	0.0-0	1	1-22	1-4	2	5	0	1-1	0	0	0	7	13	
Oct 22	MISSISSIPPI STATE	42	34	76	5.0-13	1.0-7	2	2-81	0-0	1	3	0	5-5	0	0	0	14	38	
Oct 29	at Missouri	61	18	79	6.0-9	1.0-1	1	1-12	1-13	0	4	0	3-3	0	0	0	0	21	
Nov 05	GEORGIA	38	28	66	3.0-16	2.0-14	2	1-0	1--1	2	2	0	1-1	0	1	0	3	27	
Nov 12	at Tennessee	56	20	76	9.0-42	4.0-30	1	1-0	1-0	1	6	0	7-7	0	0	0	7	49	
Nov 19	AUSTIN PEAY	30	14	44	4.0-8	1.0-4	0	0-0	1-25	1	1	0	1-2	0	0	0	6	13	
		457	282	739	67.0-268	26.0-176	17	14-177	11-59	19	26	1	40-41	0	1	0	99	336	
Kentucky		473	354	827	57.0-230	18.0-140	6	7-0	10-121	21	31	0	38-39	0	1	0	56	331	

		Punting									Field Goals			Kickoffs				
Date	Opponent	no.	yds	avg	long	blkd	tb	fc	50+	i20	md-att	long	blkd	no.	yds	avg	tb	ob
Sep 03	SOUTHERN MISS	3	136	45.3	48	0	0	2	0	0	3-3	49	0	8	464	58.0	0	0
Sep 10	at Florida	1	54	54.0	54	0	1	0	1	0	1-3	54	0	8	524	65.5	5	1
Sep 17	NEW MEXICO STATE	8	337	42.1	55	0	0	1	1	1	0-0	0	0	7	448	64.0	4	0
Sep 24	SOUTH CAROLINA	8	299	37.4	44	0	0	4	0	5	1-1	35	0	3	194	64.7	1	1
Oct 01	at Alabama	1	58	58.0	58	0	1	0	1	0	2-3	44	0	7	449	64.1	4	0
Oct 08	VANDERBILT	5	211	42.2	49	0	1	1	0	1	2-3	48	0	4	252	63.0	1	0
Oct 22	MISSISSIPPI STATE	6	226	37.7	41	0	0	5	0	1	1-1	36	0	7	451	64.4	4	0
Oct 29	at Missouri	9	414	46.0	60	0	5	2	3	1	0-1	0	0	4	210	52.5	3	1
Nov 05	GEORGIA	5	206	41.2	50	0	1	3	1	2	4-4	49	0	6	384	64.0	3	0
Nov 12	at Tennessee	4	195	48.8	56	0	0	2	2	2	0-0	0	0	8	511	63.9	4	0
Nov 19	AUSTIN PEAY	4	120	30.0	36	0	0	0	0	0	0-1	0	0	3	140	46.7	0	0
		54	2256	41.8	60	0	9	20	9	13	14-20	54	0	65	4027	62.0	29	3
Kentucky		53	2090	39.4	61	1	5	12	4	8	13-16	51	0	64	3945	61.6	23	0



The Automated ScoreBook
Kentucky Overall Defensive Statistics (as of Nov 19, 2016)
All games



#	Defensive Leaders	gp-gs	Tackles				Sacks no-yds	Pass defense			Fumbles		blkd	
			ua	a	tot	tfl/yds		int-yds	brup	qbh	rcv-yds	ff	kick	saf
34	Jordan Jones	11-11	62	28	90	12.0-47	3.0-23	.	4	9	.	1	.	.
27	Mike Edwards	11-11	46	41	87	4.0-8	.	1-46	8
51	Courtney Love	11-11	30	32	62	1.0-5	1.0-5	.	1	1
24	Blake McClain	11-10	34	22	56	0.5-1	.	2-20	2
35	Denzil Ware	11-11	29	25	54	11.0-74	5.5-61	.	.	5
41	Josh Allen	11-8	28	25	53	8.0-45	6.5-41	.	.	3	.	4	.	.
1M	Marcus McWilson	11-2	22	31	53	2.5-6	.	1-45
29	Derrick Baity	11-11	32	5	37	1.0-2	.	3-10	6	1
21	Chris Westry	11-11	28	8	36	0.5-1	.	1-0	3	.	1-0	.	.	.
11	J.D. Harmon	11-0	25	10	35	1.0-4	.	2-0	1	1	1-0	.	.	.
77	Naquez Pringle	10-5	13	19	32	1.5-2	0.5-1
9M	Adrian Middleton	11-9	15	12	27	4.5-12
94	Courtney Miggins	11-11	12	14	26	3.5-5	.	.	5	.	1-0	1	.	.
3B	Eli Brown	11-0	15	8	23	0.5-1	1-0	.	.	.
92	Alvonte Bell	10-2	11	9	20	0.5-1	0.5-1	.	1	1
56	Kash Daniel	11-0	9	8	17
44	De'Niro Laster	5-0	7	7	14	2.0-9	1.0-8	.	.	.	1-0	.	.	.
5	Kendall Randolph	10-0	9	5	14	1.0-3
1	Marcus Walker	8-0	5	7	12
8	Kobie Walker	3-2	2	8	10	0.5-1
69	Matt Elam	10-6	2	7	9
90	T.J. Carter	9-0	3	6	9	0.5-0
47	Jordan Bonner	9-0	7	1	8	1.0-3
98	Tymere Dubose	9-0	4	1	5
40	Nico Frios	11-0	3	2	5
3G	Jordan Griffin	6-0	3	2	5
2D	Kengera Daniel	7-0	3	.	3
22	Sihlem King	11-0	1	2	3
28	Kei Beckham	1-0	2	.	2
84	Charles Moushey	5-0	1	1	2
4Y	Tristan Yeomans	11-0	.	2	2	1-0	.	.	.
13	Jeff Badet	11-11	2	.	2
68	Nick Haynes	11-11	1	1	2
45	Jaylin Bannerman	1-0	.	1	1
60	Calvin Taylor Jr.	3-0	1	.	1
6M	Ramsey Meyers	10-3	1	.	1
78	Zane Williams	1-0	.	1	1
16	Davis Mattingly	1-0	1	.	1
88	Charles Walker	11-0	1	.	1
80	Tavin Richarson	11-5	.	1	1
36	Jacob Hyde	10-0	1	.	1
87	C.J. Conrad	11-9	1	.	1
9	Garrett Johnson	11-8	1	.	1
18	Stanley Williams	11-9	.	1	1
26	Benny Snell	11-1	.	1	1
53	Blake Best	7-0	1-0	.	.	.
Total		11	473	354	827	57-230	18-140	10-121	31	21	7-0	6	.	.
Opponents		11	457	282	739	67-268	26-176	11-59	26	19	14-177	17	1	.



The Automated ScoreBook
Kentucky Overall Defensive Statistics (as of Nov 19, 2016)
Conference games



#	Defensive Leaders	gp-gs	Tackles				Sacks no-yds	Pass defense			Fumbles		blkd	
			ua	a	tot	tfl/yds		int-yds	brup	qbh	rcv-yds	ff	kick	saf
27	Mike Edwards	8-8	35	29	64	2.0-2	.	.	4
34	Jordan Jones	8-8	39	17	56	8.0-24	1.0-7	.	4	7	.	1	.	.
51	Courtney Love	8-8	20	26	46	1.0-5	1.0-5	.	1
24	Blake McClain	8-7	29	10	39	0.5-1	.	.	1
41	Josh Allen	8-8	21	18	39	5.0-31	4.5-29	.	.	3	.	2	.	.
35	Denzil Ware	8-8	23	16	39	8.5-59	4.5-48	.	.	5
1M	Marcus McWilson	8-1	16	19	35	2.0-6	.	1-45
29	Derrick Baity	8-8	25	5	30	1.0-2	.	2-10	5	1
77	Naquez Pringle	8-4	12	14	26	1.5-2	0.5-1
21	Chris Westry	8-8	19	6	25	0.5-1	1-0	.	.	.
11	J.D. Harmon	8-0	18	5	23	1.0-4	.	.	.	1	1-0	.	.	.
9M	Adrian Middleton	8-8	13	8	21	4.0-11
3B	Eli Brown	8-0	13	6	19	1-0	.	.	.
94	Courtney Miggins	8-8	6	9	15	1.5-2	.	.	2	.	1-0	.	.	.
44	De'Niro Laster	3-0	7	5	12	2.0-9	1.0-8	.	.	.	1-0	.	.	.
56	Kash Daniel	8-0	7	2	9
5	Kendall Randolph	8-0	7	1	8
92	Alvonte Bell	7-0	4	4	8	0.5-1	0.5-1	.	1
1	Marcus Walker	5-0	2	3	5
90	T.J. Carter	7-0	.	4	4
40	Nico Frios	8-0	2	2	4
47	Jordan Bonner	7-0	3	1	4
22	Sihiem King	8-0	1	1	2
69	Matt Elam	7-4	.	2	2
4Y	Tristan Yeomans	8-0	.	2	2	1-0	.	.	.
98	Tymere Dubose	7-0	2	.	2
2D	Kengera Daniel	6-0	2	.	2
84	Charles Moushey	4-0	1	1	2
13	Jeff Badet	8-8	2	.	2
6M	Ramsey Meyers	8-2	1	.	1
60	Calvin Taylor Jr.	2-0	1	.	1
9	Garrett Johnson	8-6	1	.	1
68	Nick Haynes	8-8	1	.	1
88	Charles Walker	8-0	1	.	1
53	Blake Best	5-0	1-0	.	.	.
Total		8	334	216	550	39-160	13-99	3-55	18	17	7-0	3	.	.
Opponents		8	355	200	555	50-207	21-143	8-24	22	14	10-170	13	.	.



The Automated ScoreBook
Kentucky Game Superlatives (as of Nov 19, 2016)
All games



INDIVIDUAL GAME HIGHS

Rushes	38	Benny Snell at Missouri (Oct 29, 2016)
Yards Rushing	192	Benny Snell at Missouri (Oct 29, 2016)
TD Rushes	4	Benny Snell vs New Mexico State (Sep 17, 2016)
Long Rush	75	Stephen Johnson at Tennessee (Nov 12, 2016)
Pass attempts	33	Stephen Johnson vs Mississippi State (Oct 22, 2016)
Pass completions	17	Stephen Johnson vs New Mexico State (Sep 17, 2016)
	17	Stephen Johnson vs Mississippi State (Oct 22, 2016)
Yards Passing	323	Drew Barker vs Southern Miss (Sep 03, 2016)
TD Passes	4	Drew Barker vs Southern Miss (Sep 03, 2016)
Long Pass	72	Drew Barker vs Southern Miss (Sep 03, 2016)
	72	Stephen Johnson vs New Mexico State (Sep 17, 2016)
Receptions	7	Jeff Badet vs Mississippi State (Oct 22, 2016)
Yards Receiving	143	Garrett Johnson vs Southern Miss (Sep 03, 2016)
TD Receptions	3	C.J. Conrad vs New Mexico State (Sep 17, 2016)
Long Reception	72	Jeff Badet vs Southern Miss (Sep 03, 2016)
	72	C.J. Conrad vs New Mexico State (Sep 17, 2016)
Field Goals	4	Austin MacGinnis vs Mississippi State (Oct 22, 2016)
Long Field Goal	51	Austin MacGinnis vs Mississippi State (Oct 22, 2016)
Punts	7	Grant McKinniss vs Georgia (Nov 05, 2016)
Punting Avg	44.7	Grant McKinniss at Alabama (Oct 01, 2016)
Long Punt	61	Grant McKinniss at Alabama (Oct 01, 2016)
Punts inside 20	2	Grant McKinniss vs Southern Miss (Sep 03, 2016)
	2	Grant McKinniss vs Vanderbilt (Oct 08, 2016)
Long Punt Return	65	Charles Walker vs New Mexico State (Sep 17, 2016)
Long Kickoff Return	39	Jeff Badet vs Mississippi State (Oct 22, 2016)
Tackles	19	Jordan Jones vs Southern Miss (Sep 03, 2016)
Sacks	2.0	Denzil Ware vs South Carolina (Sep 24, 2016)
Tackles For Loss	2.5	Denzil Ware vs Vanderbilt (Oct 08, 2016)
	2.5	Jordan Jones vs Georgia (Nov 05, 2016)
	2.5	Denzil Ware at Tennessee (Nov 12, 2016)
Interceptions	2	J.D. Harmon vs Southern Miss (Sep 03, 2016)



The Automated ScoreBook
Kentucky Game Superlatives (as of Nov 19, 2016)
All games



TEAM GAME HIGHS

Rushes	59	at Missouri (Oct 29, 2016)
Yards Rushing	443	at Tennessee (Nov 12, 2016)
Yards Per Rush	8.1	at Tennessee (Nov 12, 2016)
TD Rushes	5	vs New Mexico State (Sep 17, 2016)
	5	vs Austin Peay (Nov 19, 2016)
Pass attempts	33	vs Mississippi State (Oct 22, 2016)
Pass completions	18	vs New Mexico State (Sep 17, 2016)
Yards Passing	313	vs Southern Miss (Sep 03, 2016)
Yards Per Pass	13.0	vs New Mexico State (Sep 17, 2016)
TD Passes	4	vs Southern Miss (Sep 03, 2016)
Total Plays	84	at Tennessee (Nov 12, 2016)
Total Offense	692	vs New Mexico State (Sep 17, 2016)
Yards Per Play	9.2	vs New Mexico State (Sep 17, 2016)
Points	62	vs New Mexico State (Sep 17, 2016)
Sacks By	4	vs South Carolina (Sep 24, 2016)
	4	vs Vanderbilt (Oct 08, 2016)
First Downs	29	at Tennessee (Nov 12, 2016)
Penalties	11	vs New Mexico State (Sep 17, 2016)
Penalty Yards	87	vs New Mexico State (Sep 17, 2016)
Turnovers	4	at Florida (Sep 10, 2016)
Interceptions By	3	vs Southern Miss (Sep 03, 2016)
Punts	7	vs Georgia (Nov 05, 2016)
Punting Avg	44.7	at Alabama (Oct 01, 2016)
Long Punt	61	at Alabama (Oct 01, 2016)
Punts inside 20	2	vs Southern Miss (Sep 03, 2016)
	2	vs Vanderbilt (Oct 08, 2016)
Long Punt Return	65	vs New Mexico State (Sep 17, 2016)



The Automated ScoreBook
Kentucky Game Superlatives (as of Nov 19, 2016)
All games



OPPONENT INDIVIDUAL GAME HIGHS

Rushes	36	SMITH, Ito, vs Southern Miss (Sep 03, 2016)
Yards Rushing	173	SMITH, Ito, vs Southern Miss (Sep 03, 2016)
TD Rushes	2	MULLENS, Nick, vs Southern Miss (Sep 03, 2016)
	2	Rogers,Tyler, vs New Mexico State (Sep 17, 2016)
	2	Nick Fitzgerald, vs Mississippi State (Oct 22, 2016)
	2	Kamara, A., at Tennessee (Nov 12, 2016)
	2	Dobbs, J., at Tennessee (Nov 12, 2016)
Long Rush	45	Malik Dear, vs Mississippi State (Oct 22, 2016)
	45	Dobbs, J., at Tennessee (Nov 12, 2016)
Pass attempts	33	Rogers,Tyler, vs New Mexico State (Sep 17, 2016)
	33	Jalen Hurts, at Alabama (Oct 01, 2016)
Pass completions	20	Jalen Hurts, at Alabama (Oct 01, 2016)
Yards Passing	320	Del Rio,L., at Florida (Sep 10, 2016)
TD Passes	4	Del Rio,L., at Florida (Sep 10, 2016)
Long Pass	78	Del Rio,L., at Florida (Sep 10, 2016)
Receptions	11	Calvin Ridley, at Alabama (Oct 01, 2016)
Yards Receiving	174	Calvin Ridley, at Alabama (Oct 01, 2016)
TD Receptions	2	Boone,Johnathan, vs New Mexico State (Sep 17, 2016)
	2	Calvin Ridley, at Alabama (Oct 01, 2016)
	2	Mason, D, at Missouri (Oct 29, 2016)
Long Reception	78	Callaway,A., at Florida (Sep 10, 2016)
Field Goals	4	R. Blankenship, vs Georgia (Nov 05, 2016)
Long Field Goal	54	Pineiro,E., at Florida (Sep 10, 2016)
Punts	9	Fatony, Corey, at Missouri (Oct 29, 2016)
Punting Avg	58.0	JK Scott, at Alabama (Oct 01, 2016)
Long Punt	60	Fatony, Corey, at Missouri (Oct 29, 2016)
Punts inside 20	5	Sean Kelly, vs South Carolina (Sep 24, 2016)
Long Punt Return	63	Johnson, J, at Missouri (Oct 29, 2016)
Long Kickoff Return	65	Darrius Sims, vs Vanderbilt (Oct 08, 2016)
Tackles	12	Butler,Rodney, vs New Mexico State (Sep 17, 2016)
Sacks	3.0	Darius English, vs South Carolina (Sep 24, 2016)
Tackles For Loss	3.0	Darius English, vs South Carolina (Sep 24, 2016)
	3.0	Tim Williams, at Alabama (Oct 01, 2016)
	3.0	Beisel, Eric, at Missouri (Oct 29, 2016)
	3.0	Vereen, C., at Tennessee (Nov 12, 2016)
Interceptions	1	COLLINS, Trae, vs Southern Miss (Sep 03, 2016)
	1	Wilson,Q., at Florida (Sep 10, 2016)
	1	Maye,M., at Florida (Sep 10, 2016)
	1	Tabor,J., at Florida (Sep 10, 2016)
	1	Wright,Jaden, vs New Mexico State (Sep 17, 2016)
	1	D.J. Smith, vs South Carolina (Sep 24, 2016)
	1	Tre Herndon, vs Vanderbilt (Oct 08, 2016)
	1	Cheadle, Logan, at Missouri (Oct 29, 2016)
	1	Deandre Baker, vs Georgia (Nov 05, 2016)
	1	Jennings, J., at Tennessee (Nov 12, 2016)
	1	SCHOLATO, Gun, vs Austin Peay (Nov 19, 2016)



The Automated ScoreBook
Kentucky Game Superlatives (as of Nov 19, 2016)
All games



OPPONENT TEAM GAME HIGHS

Rushes	68	vs Southern Miss (Sep 03, 2016)
Yards Rushing	376	at Tennessee (Nov 12, 2016)
Yards Per Rush	9.2	at Tennessee (Nov 12, 2016)
TD Rushes	4	at Tennessee (Nov 12, 2016)
Pass attempts	38	at Alabama (Oct 01, 2016)
Pass completions	25	at Alabama (Oct 01, 2016)
Yards Passing	320	at Florida (Sep 10, 2016)
Yards Per Pass	12.4	at Tennessee (Nov 12, 2016)
TD Passes	4	at Florida (Sep 10, 2016)
Total Plays	96	vs Southern Miss (Sep 03, 2016)
Total Offense	599	at Tennessee (Nov 12, 2016)
Yards Per Play	10.2	at Tennessee (Nov 12, 2016)
Points	49	at Tennessee (Nov 12, 2016)
Sacks By	5	at Florida (Sep 10, 2016)
First Downs	32	vs Southern Miss (Sep 03, 2016)
Penalties	9	at Missouri (Oct 29, 2016)
	9	at Tennessee (Nov 12, 2016)
Penalty Yards	75	at Florida (Sep 10, 2016)
Turnovers	3	vs Southern Miss (Sep 03, 2016)
	3	vs Georgia (Nov 05, 2016)
	3	at Tennessee (Nov 12, 2016)
Interceptions By	3	at Florida (Sep 10, 2016)
Punts	9	at Missouri (Oct 29, 2016)
Punting Avg	58.0	at Alabama (Oct 01, 2016)
Long Punt	60	at Missouri (Oct 29, 2016)
Punts inside 20	5	vs South Carolina (Sep 24, 2016)
Long Punt Return	63	at Missouri (Oct 29, 2016)



2016 DEPTH CHART (11/21)

OFFENSE

Left Tackle

- 74 Cole Mosier, 6-6, 335, Jr-2L
67 Landon Young, 6-7, 305, Fr-HS

Left Guard

- 68 Nick Haynes, 6-3, 316, Jr-2L
71 Logan Stenberg, 6-6, 318, Fr-RS

Center

- 72 Jon Toth, 6-5, 310, Sr-3L
65 Jervontius "Bunchy" Stallings, 6-3, 318, So-Sq

Right Guard

- 65 Jervontius Stallings, 6-3, 318, So-Sq
69 Ramsey Meyers, 6-4, 305, Jr-2L

Right Tackle

- 73 Kyle Meadows, 6-5, 300 Jr-2L
or 64 George Asafo-Adjei, 6-5, 315, So-1L

Tight End

- 87 C.J. Conrad, 6-5, 245, So-1L
85 Greg Hart, 6-5, 245, Jr-Tr

Wide Receiver

- 13 Jeff Badet, 6-0, 180, Jr-2L
6 Blake Bone, 6-5, 213, Jr-2L

Wide Receiver

- 1 Ryan Timmons, 5-10, 198, Sr-3L
31 David Bouvier, 5-9, 171, So-Sq

Wide Receiver

- 9 Garrett Johnson, 5-11, 175, Jr-2L
or 88 Charles Walker, 5-11, 203, Jr-2L

Wide Receiver

- 80 Tavin Richardson, 6-3, 216, Fr-RS
or 2 Dorian Baker, 6-3, 208, Jr-2L
82 Jabari Greenwood, 6-3, 195, Fr-RS

Quarterback

- 15 Stephen Johnson, 6-2, 183, Jr-JC
14 Luke Wright, 6-4, 206, So-Tr
12 Gunnar Hoak, 6-4, 200, Fr-HS

Running Back

- 18 Stanley "Boom" Williams, 5-9, 196, Jr-2L
3 Jojo Kemp, 5-10, 200, Sr-3L
or 26 Benny Snell Jr., 5-11, 220, Fr-HS

Fullback

- 48 Will Tom Collins, 5-11, 241, Sr-1L
49 Tanner Fink, 6-2, 251, Sr-Sq

SPECIALISTS

Kicker

- 99 Austin MacGinnis, 5-10, 180, Jr-2L
95 Miles Butler, 5-9, 171, So-1L

Punter

- 86 Grant McKinniss, 6-1, 210, Fr-HS
or 93 Bryan Kirshe, 6-0, 150, So-Sq

Long Snapper

- 42 Tristan Yeomans, PS, 6-2, 190, So-JC
53 Blake Best, FG, PAT, 6-1, 246, Fr-RS

Punt Return

- 88 Charles Walker, 5-11, 203, Jr-2L
1 Ryan Timmons, 5-10, 198, Sr-3L

Kickoff Return

- 26 Benny Snell Jr., 5-11, 220, Fr-HS
22 Sihiem King, 5-9, 172, So-1L

Holder

- 42 Tristan Yeomans, 6-2, 190, So-JC
86 Grant McKinniss, 6-1, 210, Fr-HS

DEFENSE

Strongside Linebacker

- 41 Josh Allen, 6-5, 230, So-1L
47 Jordan Bonner, 6-5, 220, So-JC

Defensive Tackle

- 99 Adrian Middleton, 6-3, 303, So-1L
98 Tymere Dubose, 6-5, 320, So-1L

Nose Guard

- 77 Naquez Pringle, 6-3, 320, Jr-JC
69 Matt Elam, 6-7, 360, Jr-2L

Defensive End

- 94 Courtney Miggins, 6-5, 285, Sr-1L
92 Alvonte Bell, 6-5, 260, Jr-JC

Defensive End/ Outside Linebacker

- 35 Denzil Ware, 6-2, 255, So-1L
20 Kengera Daniel, 6-5, 260, So-1L

Nickelback

- 24 Blake McClain, 5-11, 200, Sr-3L
5 Kendall Randolph, 6-0, 182, Jr-2L

Middle Linebacker

- 51 Courtney Love, 6-2, 242, Jr-Tr
56 Kash Daniel, 6-1, 241, Fr-HS

Weakside Linebacker

- 34 Jordan Jones, 6-2, 220, So-1L
32 Eli Brown, 6-2, 215, Fr-RS

Cornerback

- 29 Derrick Baity, 6-3, 182, So-1L
3 Jordan Griffin, 6-0, 177, Fr-HS
or 9 Davonte Robinson, 6-2, 187, Fr-HS

Cornerback

- 21 Chris Westry, 6-4, 195, So-1L
11 J.D. Harmon, 6-2, 200, Sr-3L

Strong Safety

- 27 Mike Edwards, 6-0, 200, So-1L
5 Kendall Randolph, 6-0, 182, Jr-2L

Free Safety

- 15 Marcus McWilson, 6-0, 210, Sr-3L
or 24 Blake McClain, 5-11, 200, Sr-3L