

MICHIGAN STATE SPARTANS

BASKETBALL



YOU DON'T WANT TO MISS THIS

// Between Nov. 8 and Nov. 29, MSU will travel more than 13,600 miles and play at least three, possibly four Top 15 opponents.

// Michigan State is the only school in the nation to win 27 or more games in each of the last five seasons.

TELEVISION

ESPN // Dan Shulman (Play by Play), Dick Vitale (Analyst), Maria Taylor (Reporter)

RADIO

Radio: Spartan Sports Network // Will Tieman (Play by Play) and Matt Steigenga (Analyst). Listen to one of 38 affiliates, on the web at SpartanSportsNetwork.com, or on Sirius/XM Channel 80

October

Thurs. 27 **NORTHWOOD** (exh.) (BTN Plus) W, 93-69

November

Wed. 2 **SAGINAW VALLEY ST.** (exh.) (BTN Plus) W, 87-77

Fri. 11 vs. No. 10 Arizona (Armed Forces Classic) (ESPN) L, 65-63

Tues. 15 vs. No. 2 Kentucky (Champions Classic) (ESPN) 7 p.m.

Fri. 18 **MISSISSIPPI VALLEY STATE** (BTN Plus) 7 p.m.

// Battle 4 Atlantis - Nov. 20-25 //

Sun. 20 **FLORIDA GULF COAST** (BTN) 7 p.m.

Wed. 23 vs. St. John's (axsTV) 7 p.m.

Thurs. 24 vs. Baylor/VCU (ESPN/axsTV) TBA

Fri. 25 vs. TBA (ESPN/ESPN2/axsTV) TBA

Tues. 29 at Duke (ACC/Big Ten Challenge) (ESPN) 9:30 p.m.

December

Sat. 3 **ORAL ROBERTS** (BTN/BTN Plus) TBA

Tues. 6 **YOUNGSTOWN STATE** (ESPNU) 7 p.m.

Sat. 10 **TENNESSEE TECH** (BTN) 2 p.m.

Sun. 18 **NORTHEASTERN** (BTN) 7 p.m.

Wed. 21 **OAKLAND** (BTN) 7 p.m.

Tues. 27 at Minnesota* (ESPN2) 9 p.m.

Fri. 30 **NORTHWESTERN*** (BTN) 6 p.m.

January

Wed. 4 **RUTGERS*** (BTN) 6:30 p.m.

Sat. 7 vs. Penn State* (ESPN) 12/1 p.m.

Wed. 11 **MINNESOTA*** (BTN) 7 p.m.

Sun. 15 at Ohio State* (CBS) 1:30/4:30 p.m.

Sat. 21 at Indiana* (ESPN/ESPN2) TBA

Tues. 24 **PURDUE*** (ESPN) 7 p.m.

Sun. 29 **MICHIGAN*** (CBS) 1 p.m.

February

Thurs. 2 at Nebraska* (ESPN/ESPN2) 7 p.m.

Tues. 7 at Michigan* (ESPN/ESPN2) 9 p.m.

Sat. 11 **IOWA*** (BTN) 6 p.m.

Tues. 14 **OHIO STATE*** (ESPN) 9 p.m.

Sat. 18 at Purdue* (ESPN/ESPN2) 4 p.m.

Thurs. 23 **NEBRASKA*** (ESPNU) 7 p.m.

Sat./Sun. 25/26 **WISCONSIN*** (CBS/BTN) TBA

March

Wed. 1 at Illinois* (BTN) 9 p.m.

Sun. 5 at Maryland* (CBS/BTN) TBA

Wed.-Sun. 8-12 Big Ten Tournament

Tues.-Wed. 14-15 NCAA Tournament - First Four

Thur.-Sun. 16-19 NCAA Tournament - First & Second Rounds

Thur.-Sun. 23-26 NCAA Tournament - Regionals

April

Sat. & Mon. 1 & 3 NCAA Final Four

BOLD CAPS - Home (Played at Breslin Center) // Big Ten Game*

GAME #2



MICHIGAN STATE

November 15, 2016 - 7 P.M. EST
New York, N.Y. // Madison Square Garden

No. 13/13 MICHIGAN STATE SPARTANS

// vs. //

No. 2/2 KENTUCKY WILDCATS



KENTUCKY

THE MATCHUP

	Michigan State	Kentucky
Record	0-1	2-0
Coach	Tom Izzo	John Calipari
Career Record (Season)	524-206 (22nd)	622-185 (25th)
Top Scorer	Miles Bridges (21.0)	Isaiah Briscoe (19.0)
Top Rebounder	Kenny Goins (8.0)	Bam Adebayo (6.0)
Top Assists	Tum Tum Nairn Jr. (4.0)	De'Aaron Fox (7.5)

THE OPENING TIP

Michigan State continues its difficult November schedule by taking on No. 2 Kentucky in the Champions Classic. The Spartans and Wildcats last met in the 2013 Champions Classic with No. 2 MSU claiming a 78-74 victory over No. 1 UK. The Spartans and Wildcats are both 3-2 all-time in the Champions Classic.

MICHIGAN STATE POSSIBLE STARTING LINEUP



11 TUM TUM NAIRN JR.

Jr. // 5-10 // 175

PPG	RPG	APG	FG%	MPG
5.0	3.0	4.0	.667	30.0

Scored five points vs. Arizona (11/11), including hitting a 3-pointer to tie the game with seven seconds left ... Started the first 18 games last season before plantar fasciitis in his right foot forced him to miss the next seven games ... Seventh in the nation and first in the Big Ten in assist-to-turnover ratio (3.54) last season ... Tied for 13th in the Big Ten in assists in 2015-16.




20 MATT MCQUAID

So. // 6-4 // 200

PPG	RPG	APG	3-Pt %	MPG
9.0	1.0	2.0	.375	33.0

Played a career-high 33 minutes in the season opener vs. Arizona (11/11), hitting three 3-pointers ... Ranked fourth on the team in assists in 2015-16 ... Scored a season-high 17 points at Northwestern (1/28), including knocking down five 3-pointers ... Hit three 3-pointers against No. 4 Kansas (11/17) in the Champions Classic, including two in the final four minutes of the game.



14 ERON HARRIS

R-Sr. // 6-3 // 190

PPG	RPG	APG	3-Pt %	MPG
7.0	2.0	0.0	.250	20.0

Named to the Jerry West Shooting Guard of the Year Award watch list ... Returns as MSU's top scorer (9.3) after appearing in 35 games last season ... Averaged 17.8 points in the four games Denzel Valentine missed due to injury ... Started 22 of the final 23 games last year ... Scored in double figures in 15 games in 2015-16, including two games with more than 20 points.



22 MILES BRIDGES

Fr. // 6-7 // 230

PPG	RPG	APG	FG%	MPG
21.0	7.0	2.0	.474	37.0

His 21 points vs. Arizona were the second most ever by a freshman in his MSU debut ... Averaged 26.5 points, 7.5 rebounds and 4.0 blocks in MSU's two exhibition games ... First Team Preseason All-American as selected by The Sporting News ... Named to the Naismith Trophy Men's College Player of the Year and Karl Malone Power Forward of the Year Preseason Watch List.



25 KENNY GOINS

R-So. // 6-6 // 230

PPG	RPG	APG	FG%	MPG
4.0	8.0	0.0	1.000	26.0

Grabbed a game-high eight rebounds vs. Arizona (11/11), making his first career start ... Grabbed a season-high 13 rebounds vs. Louisville (12/2) ... Shot a team-best .690 (20-29) from the field ... Suffered a left knee injury against Indiana (2/14) forcing him to miss the next eight games, and re-injured the same knee in the NCAA Tournament.

SPARTAN RESERVES

No.	Name	Pos.	Ht.	Wt.	Class	PPG	RPG	APG	MPG
0	Kyle Ahrens	G/F	6-5	215	So.	0.0	0.0	0.0	4.0
1	Joshua Langford	G	6-5	210	Fr.	5.0	0.0	1.0	12.0
3	Alvin Ellis III	G	6-4	210	Sr.	3.0	2.0	3.0	13.0
5	Cassius Winston	G	6-0	185	Fr.	0.0	1.0	3.0	10.0
13	Ben Carter	F	6-9	225	Gr.	-	-	-	-
30	Matt Van Dyk	F	6-5	220	R-Sr.	0.0	0.0	0.0	1.0
34	Gavin Schilling	F	6-9	240	Sr.	-	-	-	-
40	Greg Roy	G	6-3	210	Jr.	-	-	-	-
41	Conner George	G	6-3	200	R-Fr.	-	-	-	-
44	Nick Ward	F	6-8	250	Fr.	9.0	4.0	0.0	14.0





At a Glance

2016-17 Record
0-1

Big Ten Record
0-0

Associated Press
No. 13

USA Today Coaches
No. 13

Last Game
L, 65-63
vs. Arizona

Head Coach (Yr.)
Tom Izzo (22nd)


Assoc. Head Coach
Dwayne Stephens

Asst. Coaches
Mike Garland
Dane Fife

By the Numbers

PPG.....63.0
Scoring Margin.....-2.0
FG%.....43.1
3-Pt FG%.....32.0
FT%.....55.6
APG.....15.0
A/TO.....0.8
Reb. Margin.....0.0
TO Margin.....-4.0
SPG.....4.0
BPG.....1.0

0



KYLE AHRENS

G/F // So. // 6-5 // 215

PPG	RPG	APG	FG%	MPG
1.2	0.6	0.3	41.7	3.3

Appeared in 26 games in 2015-16, averaging 1.2 points and 0.6 rebounds in 3.3 minutes ... Scored a season-high five points and grabbed a season-high three rebounds against Arkansas-Pine Bluff (11/20) ... Scored four points in three games against Boston College (11/26), Rutgers (1/31) and Penn State (2/28) ... Played a season-high 11 minutes against Binghamton (12/5).

1



JOSHUA LANGFORD

G // Fr. // 6-5 // 210

PPG	RPG	APG	FG%	MPG
5.0	0.0	1.0	.500	12.0

Missed both exhibition games with a minor hamstring injury ... Five-Time Alabama Class 3A Player of the Year, first capturing the honor as an eighth grader ... 2016 McDonald's All-American ... Two-time Gatorade Alabama Boys Basketball Player of the Year (2013, 2015) ... Three-time Alabama Class 3A State Tournament MVP, leading Madison Academy to championships in 2013, 2015 and 2016.

3



ALVIN ELLIS III

G // Sr. // 6-4 // 210

PPG	RPG	APG	FG%	MPG
3.0	2.0	3.0	.333	13.0

Appeared in 33 games in 2015-16, averaging 2.6 points, 1.5 rebounds and 1.1 assists in 7.6 minutes ... Scored a season-high eight points against Maryland-Eastern Shore (12/9), hitting two 3-pointers and two free throws ... Shot .400 from 3-point range ... Tied for fourth on the team with 13 steals ... Played double-figure minutes in nine contests.

5



CASSIUS WINSTON

G // Fr. // 6-0 // 185

PPG	RPG	APG	FG%	MPG
0.0	1.0	3.0	.000	10.0

Averaged 13.5 points and 7.5 assists in MSU's two exhibition games ... 2016 Hal Schram Michigan Mr. Basketball Award winner ... 2016 Max Preps First-Team All-American ... Averaged 21.9 points, 7.5 assists, five rebounds and two steals as a senior ... Led U-D Jesuit to 2016 Michigan Class A State Championship, as the Cubs posted a perfect 28-0 record.

11



TUM TUM NAIRN JR.

G // Jr. // 5-10 // 175

PPG	RPG	APG	FG%	MPG
5.0	3.0	4.0	.667	30.0

Scored five points vs. Arizona (11/11), including hitting a 3-pointer to tie the game with seven seconds left ... Started the first 18 games last season before plantar fasciitis in his right foot forced him to miss the next seven games ... Seventh in the nation and first in the Big Ten in assist-to-turnover ratio (3.54) last season ... Tied for 13th in the Big Ten in assists in 2015-16.

13



BEN CARTER

F // GS // 6-9 // 225

PPG	RPG	APG	FG%	MPG
--	--	--	--	--

Currently out of action with a knee injury ... Averaged 8.6 points and 6.0 rebounds in 22 games for UNLV in 2015-16 ... Suffered a season-ending knee injury on Jan. 30 against San Diego State ... Scored in double figures in 10 games, while recording double figure rebounds in three games and two double-doubles ... Shot .556 from the field and .754 from the foul line.

14




ERON HARRIS

G // R-Sr. // 6-3 // 190

PPG	RPG	APG	3FG%	MPG
7.0	2.0	0.0	.250	20.0

Named to the Jerry West Shooting Guard of the Year Award watch list ... Returns as MSU's top scorer (9.3) after appearing in 35 games last season ... Averaged 17.8 points in the four games Denzel Valentine missed due to injury ... Started 22 of the final 23 games last year ... Scored in double figures in 15 games in 2015-16, including two games with more than 20 points.

20



MATT McQUAID

G // So. // 6-4 // 200

PPG	RPG	APG	3FG%	MPG
9.0	1.0	2.0	.375	33.0

Played a career-high 33 minutes in the season opener vs. Arizona (11/11), hitting three 3-pointers ... Ranked fourth on the team in assists in 2015-16 ... Scored a season-high 17 points at Northwestern (1/28), including knocking down five 3-pointers ... Hit three 3-pointers against No. 4 Kansas (11/17) in the Champions Classic, including two in the final four minutes of the game.

22



MILES BRIDGES

G/F // Fr. // 6-7 // 230

PPG	RPG	APG	FG%	MPG
21.0	7.0	2.0	.474	37.0

His 21 points vs. Arizona were the second most ever by a freshman in his MSU debut ... Averaged 26.5 points, 7.5 rebounds and 4.0 blocks in MSU's two exhibition games ... First Team Preseason All-American as selected by The Sporting News ... Named to the Naismith Trophy Men's College Player of the Year and Karl Malone Power Forward of the Year Preseason Watch List.

25



KENNY GOINS

F // R-So. // 6-6 // 230

PPG	RPG	APG	FG%	MPG
4.0	8.0	0.0	1.000	26.0

Grabbed a game-high eight rebounds vs. Arizona (11/11), making his first career start ... Grabbed a season-high 13 rebounds vs. Louisville (12/2) ... Shot a team-best .690 (20-29) from the field ... Suffered a left knee injury against Indiana (2/14) forcing him to miss the next eight games, and re-injured the same knee in the NCAA Tournament vs. Middle Tennessee (3/18).

30



MATT VAN DYK

F // R-Sr. // 6-5 // 220

PPG	RPG	APG	FG%	MPG
0.0	0.0	0.0	0.0	1.0

Appeared in 21 games in 2015-16, averaging 1.1 points and 0.6 rebounds in 2.3 minutes ... Recipient of MSU's Tim Bografsky Walk-On Award ... His alley-oop dunk off the backboard pass from Alvin Ellis III at Ohio State (2/23) made the SportsCenter Top 10 ... Academic All-Big Ten ... Recorded two triple-doubles as a senior, and posted a double-double in every contest.

34



GAVIN SCHILLING

F // Sr. // 6-9 // 240

PPG	RPG	APG	FG%	MPG
--	--	--	--	--

Currently out of action with a knee injury ... Appeared in 24 games in 2015-16, starting four, averaging 3.8 points and 3.1 rebounds ... Missed the first 11 games of the season due to a turf-toe injury suffered in exhibition play ... Scored a season-high 13 points in a start at Penn State (1/10) ... Started 33 games as a sophomore.

40



GREG ROY

G // Jr. // 6-3 // 210

PPG	RPG	APG	FG%	MPG
--	--	--	--	--

Joined the Spartans following walk-on tryouts in fall 2015 ... Very good athlete with a strong physique ... Appeared in three games against Illinois (1/7), Rutgers (1/31) and Indiana (2/14) ... Prior to MSU, Roy played in 16 games for Adrian College in 2014-15, averaging 1.6 points and 1.1 rebounds in 7.1 minutes per game.

41



CONNER GEORGE

G // R-Fr. // 6-3 // 200

PPG	RPG	APG	FG%	MPG
--	--	--	--	--

Joined the Spartans as a walk-on for the 2015-16 season ... Excellent long-range shooter ... Improved his physique over the summer ... Redshirted last season.

44



NICK WARD

F // Fr. // 6-8 // 250

PPG	RPG	APG	FG%	MPG
9.0	4.0	0.0	.375	14.0

Averaged 21.0 points and 8.5 rebounds as a senior at Gahanna Lincoln High School ... Shot 64 percent from the field ... 2016 Associated Press Division I All-Ohio honoree ... Led Gahanna Lincoln to a 25-3 record and an appearance in the regional finals ... Ohio Division I-II North-South All-Star Game MVP, totaling 31 points and eight rebounds ... 2016 Ohio-Kentucky All-Star.

2016-17 MICHIGAN STATE NUMERICAL ROSTER

No.	Name	Pos.	Ht.	Wt.	Yr.	Hometown/High School
0	Kyle Ahrens	G/F	6-5	215	So.	Versailles, Ohio/Versailles
1	Joshua Langford	G	6-5	210	Fr.	Huntsville, Ala./Madison Academy
3	Alvin Ellis III	G	6-4	210	Sr.	Matteson, Ill./Chicago De La Salle
5	Cassius Winston	G	6-0	185	Fr.	Detroit, Mich./Univ. of Detroit Jesuit
11	Lourawls (Tum Tum) Nairn Jr.	G	5-10	175	Jr.	Nassau, Bahamas/Sunrise Christian Academy (Bel Aire, Kan.)
13	Ben Carter	F	6-9	225	Gr.	Las Vegas, Nev./Bishop Gorman (UNLV/Oregon)
14	Eron Harris	G	6-3	190	R-Sr.	Indianapolis, Ind./Lawrence North (West Virginia)
20	Matt McQuaid	G	6-4	200	So.	Duncanville, Texas/Duncanville
22	Miles Bridges	G/F	6-7	230	Fr.	Flint, Mich./Huntington Prep (Huntington, W.V.)
25	Kenny Goins	F	6-6	230	R-So.	Troy, Mich./Warren Mott
30	Matt Van Dyk	F	6-5	220	R-Sr.	Imlay City, Mich./Imlay City
34	Gavin Schilling	F	6-9	240	Sr.	Chicago, Ill./Findlay Prep (Henderson, Nev.)
35	David Nsengiyumva	F	6-9	205	R-Fr.	Kigali, Rwanda/Hillsborough Baptist School
40	Greg Roy	G	6-3	210	Jr.	Fort Worth, Texas/North Crowley (Adrian College)
41	Conner George	G	6-3	200	R-Fr.	Okemos, Mich./Okemos
44	Nick Ward	F	6-8	250	Fr.	Gahanna, Ohio/Lincoln

Head Coach: Tom Izzo (22nd season - 524-206 career record)

Associate Head Coach: Dwayne Stephens (14th season)

Assistant Coach: Mike Garland (17th season)

Assistant Coach: Dane Fife (6th season)

Director of Basketball Operations: David Thomas

Video Coordinator: Drew Denisco

Assistant Video Coordinator: Doug Herner

Athletic Trainer: Nick Richey

Equipment Manager: Dave Pruder

Strength and Conditioning Coach: Todd Moyer

PRONUNCIATION GUIDE

Kyle Ahrens	Arns
Kenny Goins	Rhymes with coins
Eron Harris	Aaron
Lourawls "Tum Tum" Nairn Jr.	Nairn - One syllable
	(Nair rhymes with hair)
David Nsengiyumva	Sangee-yumva
Matt Van Dyk	Van Dyke
Cassius Winston	Cash-ess

Spartan Sports Network
Radio Affiliates

City	Call Letters (Frequency)
Adrian	WABJ-AM 1490
Alma	WQBX-FM 104.9
	WFYC-AM 1280
Alpena	WKJZ-FM 94.9
Ann Arbor	WLBY-AM 1290
Bad Axe	WLEW-AM 1340
	WLEW-FM 102.1
Battle Creek	WBCK-FM 95.3
Benton Harbor	WCSY-FM 103.7
Detroit	WJR-AM 760
Escanaba	WUPF-FM 107.3
Flint	WWCK-AM 1570
Gaylord	WMJZ-FM 101.5
Grand Haven	WGHN-AM 92.1
	WGHN-AM 1370
Grand Rapids	WBBL-FM 107.3
Greenville	WGLM-AM 1380
Hastings	WBCH-AM 1220
	WBCH-FM 100.1
Houghton Lake	WTWS-FM 92.1
Iron Mountain	WMIQ-AM 1450
Ishpeming	WUPG-FM 96.7
Jackson	WIBM-AM 1450
	WIBM-FM 101.9
Kalamazoo	WKZO-AM 590
Lansing	WJIM-AM 1240
	WMMQ-FM 94.9
Ludington/Manistee	WLDN-FM 98.7
Midland	WLUN-FM 100.9
Newberry	WMJT-FM 96.7
Ontonagon	WUPY-FM 101.1
Petoskey	WJML-AM 1110
	WJML-FM 94.9
Port Huron	WPHM-AM 1380
Saginaw	WILZ-FM 104.5
Tawas City	WQLB-FM 103.3
Traverse City	WCCW-AM 1310
	WCCW-FM 107.5

* Sirius/XM Radio

* Streaming at www.spartansportsnetwork.com

* Mobile App for iPhone and Android

THE STARTING FIVE

1. Champions Classic

Michigan State is 3-2 all-time in the Champions Classic. Last season, Denzel Valentine put on a dazzling display with 29 points, 12 rebounds and 12 assists as No. 13 MSU defeated No. 4 Kansas, 79-73. In 2014, No. 19 MSU fell to No. 4 Duke, 81-71, as Branden Dawson paced the Spartans with 18 points and nine rebounds, while the Blue Devils shot 54.0 percent from the field. In 2013, No. 2 MSU defeated No. 1 Kentucky, 78-74, in Chicago, behind 22 points, eight assists and eight rebounds from Keith Appling, and 20 points from Gary Harris. The Spartans defeated No. 7 Kansas, 67-64, in 2012 in Atlanta behind 19 points from Appling and 18 points from Harris. Appling hit a 3-pointer with 1:36 to go up by four points. KU responded with a three-point play, but Appling converted on an acrobatic driving layup with 14 seconds remaining to take a 67-64 lead. In the inaugural classic, No. 6 Duke defeated MSU, 74-69, in New York's Madison Square Garden. Appling led MSU with 22 points. Duke and Kentucky both join MSU with 3-2 records in Champions Classic action, while Kansas is 1-4.

2. The Nation's Toughest November

Michigan State begins the 2016-17 season with arguably the toughest opening month in college basketball history, certainly Spartan history. With games scheduled against consensus No. 1 Duke, No. 2 Kentucky, No. 10 Arizona and a potential matchup against No. 12 Louisville, Michigan State could face four Top 15 squads in November alone. The Spartans have never faced three Top 15 opponents in November, and have never played four Top 15 opponents in any month during the regular season.

3. Frequent Flier Miles

Not only will the Spartans play a diabolical slate of opponents, they will face a brutal travel schedule to open the season. Beginning with a flight to Hawaii on November 8 and ending with the return flight from Duke on Nov. 29, the Spartans will travel more than 13,600 miles in 22 days, including additional trips to New York City and the Bahamas.



4. Hall of Famer Tom Izzo

Now in his 22nd season at Michigan State, Hall of Fame coach Tom Izzo has built the Spartans into one of the elite programs in the nation. MSU is the only school in the country to win 27 or more games in each of the last five seasons. The Spartans' 19 straight NCAA Tournaments are a Big Ten record, the third-longest active streak in the nation and the fourth-longest active streak of all time. He's been able to accomplish this while playing more ranked teams than anyone else since 1998. Michigan State has appeared in a nation's best seven Final Fours in the last 18 seasons. Izzo's seven Final Four trips are tied for fifth most in NCAA history. Izzo was enshrined into the Naismith Memorial Hall of Fame on Sept. 9.

5. Playing The Best

Since the 1997-98 season, the year of Michigan State's first of 19 straight trips to the NCAA Tournament, the Spartans have played 206 games against ranked opponents. That total ranks first among teams that have appeared in a Final Four since then. The Spartans are followed by North Carolina (192), Texas (186), Duke (180), Illinois (175), Kentucky (174) and Michigan (173).

TALE OF THE TAPE - MSU/UK STAT BREAKDOWNS

Category		
Scoring Offense	63.0	90.0
Scoring Defense.....	65.0	66.5
Scoring Margin.....	-2.0	+23.5
Field Goal Pct.....	431	504
Field Goal Pct. Defense	385	430
3Pt. FG Pct.....	320	265
3Pt. FG Pct. Defense	357	225
Free Throw Pct.....	556	681
Rebound Margin.....	+0.0	-2.5
Turnovers per game.....	18.0	11.5

KENTUCKY'S POSSIBLE STARTING LINEUP

Kentucky Wildcats	Ppg.	Rpg.	Apg.	Other
G - #13 Isaiah Briscoe (So., 6-3, 210)	19.0	3.0	1.5	.625 FG%
G - #0 De'Aaron Fox (Fr., 6-3, 187)	16.5	4.0	7.5	15-15 FT
G - #5 Malik Monk (Fr., 6-3, 200)	13.0	2.0	1.5	.360 FG%
F - #35 Derek Willis (Sr, 6-9, 228)	8.5	3.5	1.0	2.0 BPG
F - #3 Bam Adebayo (Fr., 6-10, 260)	9.5	6.0	1.5	.400 FG%

MSU VS. KENTUCKY NOTES

Series History

Kentucky leads the all-time series with Michigan State, 12-11, with the Spartans owning a 3-2 edge in neutral-site contests. MSU is 5-2 against Kentucky under Tom Izzo, including 1-0 against a John Calipari-coached Kentucky team. Michigan State and Kentucky played in front of a world-record crowd of 78,129 at Detroit's Ford Field on Dec. 13, 2003. MSU has defeated Kentucky to advance to two of its seven Final Fours under Coach Izzo, beating the Wildcats in the 1999 and 2005 regional finals.

Coach Calipari

Calipari (Clarion State '82) is 622-185 (.771) in his 25th year as a head coach, including a 219-47 (.823) mark in his eighth season at Kentucky. He arrived in Lexington in 2009, following nine seasons at Memphis, where he posted a 214-68 record. Prior to his stint with the Tigers, Calipari coached 2-plus seasons in the NBA with the New Jersey Nets. His first head coaching job came at UMass, where he posted a 189-70 mark in eight seasons. He has appeared in four Final Fours and captured the 2012 NCAA Championship with Kentucky, while being inducted into the Naismith Memorial Basketball Hall of Fame in 2015. Tom Izzo is 1-1 in his career against John Calipari.

The Last Meeting

Michigan State defeated Kentucky, 78-74, in a battle of No. 1 vs. No. 2. The second-ranked Spartans jumped out to a dominating start, scoring the game's first 10 points. Late in the first half, MSU pushed the lead up to 15 points before taking a 44-32 lead into the break. Trailing 59-48 midway through the second half, UK went on an 11-1 run, pulling within a single point. By the 4:41 mark, Kentucky had pulled even at 66. On MSU's next possession, Denzel Valentine found Keith Appling open in the corner for a 3-pointer. Gary Harris followed with a steal at midcourt, and drove for the layup, pushing the Spartan lead back up to five points. MSU then scored its next five points at the foul line, but clung to just a two-point lead in the final minute as UK's Julius Randle scored his 27th point of the game and 22nd of the half. On MSU's final possession, Valentine drove for a layup. His attempt was off the mark, but Branden Dawson was left unattended and tipped in the ball, giving the Spartans a 78-74 lead with five seconds remaining. Appling led MSU with 22 points, eight assists and eight rebounds, while Harris added 20. The win was the third for Tom Izzo over a No. 1 team.

Wildcat Notes

Kentucky entered the season as the 2nd ranked team in the AP Poll and was picked to win its 48th SEC regular-season championship by the media. Freshman De'Aaron Fox tallied a UK debut record 12 assists in an 87-64 win over Stephen F. Austin (11/11). The Wildcats replace 75 percent of their scoring and 70 percent of their rebounding from last year, but brought in a top-ranked recruiting class that features five five-star recruits. Three of those freshman were named to a preseason All-America team. UK wrapped up the 2015-16 season with a 27-9 record and made the second round of the NCAA Tournament before falling to Indiana, 73-67.

MSU vs. KENTUCKY

// All-Time Series //

Date	Site	W/L	MSU-Opp
2-13-1935	H	W	32-26
1-21-1936	A	L	19-27
1-2-1937	A	L	21-28
1-14-1937	H	W	24-23
1-8-1938	H	W	43-38
2-7-1938	A	L	27-44
1-13-1945	A	L	35-66
2-5-1945	H	W	66-50
1-12-1946	H	L	44-55
2-2-1946	A	L	51-59
1-27-1947	A	L	36-86
1-10-1948	H	L	45-47
3-16-1957	A	W	80-68
12-13-1971	A	W	91-85
12-2-1972	H	L	66-75
3-18-1978	N	L	49-52
3-21-1999	N	W	73-66
12-23-1999	A	L	58-60
12-16-2000	H	W	46-45
12-14-2002	A	W	71-67
12-13-2003	N	L	74-79
3-27-2005	N	W	94-88 2ot
11-12-2013	N	W	78-74

Overall: 11-12

At East Lansing: 5-3

At Breslin Center: 1-0

At Lexington: 3-7

At Neutral Site: 3-2

Izzo vs. UK: 5-2

Calipari vs. MSU: 1-1

Most MSU Points: 94 (March 27, 2005)

Most UK Points: 88 (March 27, 2005)

Fewest MSU Points: 19 (Jan. 21, 1936)

Fewest UK Points: 23 (Jan. 14, 1937)

Largest MSU Margin: 16, (Feb. 5, 1945)

Largest UK Margin: 50, (Jan. 27, 1947)

Last MSU Win: Nov. 12, 2013 (78-74)

Last UK Win: Dec. 13, 2003 (79-74)

Current Streak: MSU won two

Longest MSU Win Streak: Two*

Longest MSU Home Win Streak: Four

Longest MSU Away Win Streak: Two

Longest UK Win Streak: Four

Longest UK Home Win Streak: Six

Longest UK Away Win Streak: Two

* Active Streak

ON THIS DATE

Michigan State is 0-1 all-time on Nov. 15. This will mark the second neutral-site game on this date.

Year	Site	W/L	Score	Opponent
2011	N	L	69-74	Duke

ASSOCIATED PRESS

// Top 25 (Week 2) //

Team	Pts
1 Duke (58)	1,613
2 Kentucky (1)	1,508
3 Villanova (5)	1,492
4 Oregon	1,349
5 North Carolina	1,347
6 Indiana (1)	1,322
7 Kansas	1,206
8 Virginia	1,121
9 Wisconsin	1,097
10 Arizona	1,092
11 Xavier	1,025
12 Louisville	811
13 Michigan State	729
14 Gonzaga	725
15 Purdue	700
16 UCLA	622
17 Saint Mary's	593
18 Syracuse	551
19 West Virginia	392
20 Iowa State	254
21 Rhode Island	250
22 Creighton	232
23 Texas	230
24 Cincinnati	120
25 California	109

USA TODAY

// Top 25 (Week 2) //

Team	Pts
1 Duke (27)	786
2 Kentucky (2)	747
3 Villanova (2)	729
4 Oregon (1)	655
5 Indiana	630
6 North Carolina	621
7 Virginia	592
8 Kansas	548
9 Arizona	528
10 Xavier	507
11 Wisconsin	477
12 Louisville	419
13 Michigan State	413
14 Gonzaga	401
15 Purdue	363
16 UCLA	275
17 Saint Mary's	273
18 Syracuse	257
19 West Virginia	254
20 Creighton	137
21 Texas	124
22 Rhode Island	93
23 Iowa State	92
24 Maryland	90
25 Cincinnati	73

// MSU By Week //

Date	AP	Coaches
Preseason	12	9
Week 2	13	13

MSU VS. KENTUCKY BOX SCORE (11/12/13)

MICHIGAN STATE 78 • 2-0

#	Player	Total		3-Ptr		Rebounds			PF	TP	A	TO	Blk	Stl	Min
		FG	FGA	FG	FGA	FT	FTA	Off	Def						
10	Costello, Matt	1-4	0-0	0-1	2	1	3	4	2	0	0	0	0	0	12
14	Harris, Gary	7-14	1-4	5-6	0	2	2	2	20	1	1	0	0	3	35
5	Payne, Adreian	5-10	1-1	4-5	0	3	3	4	15	0	1	1	0	0	25
11	Appling, Keith	8-14	2-4	4-4	1	7	8	3	22	8	3	0	0	4	34
22	Dawson, Branden	4-9	0-0	0-0	3	6	9	3	8	2	1	0	0	4	34
2	Gauna, Alex	2-2	0-0	0-1	1	0	1	4	4	0	0	1	0	0	13
20	Trice, Travis	1-2	0-1	0-0	0	0	0	0	2	1	0	0	0	0	15
34	Schilling, Gavin	0-0	0-0	0-0	0	1	1	3	0	0	0	0	0	0	7
45	Valentine, Denzel	2-8	1-2	0-0	0	1	1	4	5	5	1	1	2	2	25
Team					3	1	4								
Totals		30-63	5-12	13-17	10	22	32	27	78	17	7	3	13	200	
FG % 1st Half: 18-31 58.1% 2nd half: 12-32 37.5% Game: 30-63 47.6%															
3FG % 1st Half: 3-6 50.0% 2nd half: 2-6 33.3% Game: 5-12 41.7%															
FT % 1st Half: 5-5 100.0 2nd half: 8-12 66.7% Game: 13-17 76.5%															

KENTUCKY 74 • 2-1

#	Player	Total		3-Ptr		Rebounds			PF	TP	A	TO	Blk	Stl	Min
		FG	FGA	FG	FGA	FT	FTA	Off	Def						
1	Young, James	7-16	3-11	2-5	2	2	4	0	19	2	1	0	1	34	
15	Cauley-Stein, Willie	2-4	0-0	1-3	3	4	7	2	5	0	1	2	0	27	
30	Randle, Julius	9-14	0-1	9-15	4	9	13	4	27	1	8	0	0	35	
2	Harrison, Aaron	1-7	0-5	1-2	0	1	1	2	3	2	2	1	0	18	
5	Harrison, Andrew	3-6	1-1	4-4	0	1	1	4	11	3	4	0	0	38	
00	Lee, Marcus	0-0	0-0	0-0	0	1	1	0	0	0	0	0	0	1	
22	Poythress, Alex	2-6	0-2	3-4	7	5	12	2	7	0	1	3	0	27	
25	Hawkins, Dominique	0-0	0-0	0-0	0	0	0	1	0	0	0	0	0	6	
44	Johnson, Dakari	1-2	0-0	0-3	2	3	5	4	2	0	0	0	0	14	
Team					0	0	0								
Totals		25-55	4-20	20-36	18	26	44	19	74	8	17	6	1	200	
FG % 1st Half: 11-27 40.7% 2nd half: 14-28 50.0% Game: 25-55 45.5%															
3FG % 1st Half: 4-11 36.4% 2nd half: 0-9 0.0% Game: 4-20 20.0%															
FT % 1st Half: 6-10 60.0% 2nd half: 14-26 53.8% Game: 20-36 55.6%															

Officials: Ted Valentine, Mike Kitts, Pat Driscoll
 Technical fouls: MICHIGAN STATE-None. KENTUCKY-None.
 Attendance: 22711

Score by periods	1st	2nd	Total
MICHIGAN STATE	44	34	78
KENTUCKY	32	42	74

Last FG - MSU 2nd-00:05, UK 2nd-00:39.
 Largest lead - MSU by 15 1st-04:41, UK None.
 MSU led for 38:54. UK led for 00:00. Game was tied for 01:06.

Score tied - 1 time.
 Lead changed - 0 times.

LAST TIME OUT: vs. ARIZONA - NOV. 11

Official Basketball Box Score -- Game Totals -- Final Statistics
 Michigan State vs Arizona
 11/11/16 2:00 p.m. at Stan Sheriff Center, Honolulu, HI

Michigan State 63 • 0-1

#	Player	Total		3-Ptr		Rebounds			PF	TP	A	TO	Blk	Stl	Min
		FG	FGA	FG	FGA	FT	FTA	Off	Def						
11	Nairn Jr., Lourawls	2-3	1-2	0-1	0	3	3	5	4	0	1	30			
14	Harris, Eron	3-8	1-4	0-0	0	2	3	7	0	4	0	20			
20	McQuaid, Matt	3-9	3-8	0-0	0	1	1	3	9	2	1	0	1	33	
22	Bridges, Miles	9-19	1-6	2-2	3	4	7	2	21	2	4	0	1	37	
26	Goins, Kenny	2-2	0-0	0-0	3	5	8	3	4	0	2	0	0	26	
00	Ahrens, Kyle	0-0	0-0	0-0	0	0	0	0	0	0	0	0	0	4	
01	Langford, Joshua	2-4	1-1	0-0	0	0	0	3	5	1	0	0	0	12	
03	Ellis III, Alvin	1-3	1-3	0-0	0	2	2	3	3	0	0	0	0	13	
05	Winston, Cassius	0-2	0-1	0-0	1	0	1	3	0	3	2	0	0	10	
30	Van Dyk, Matt	0-0	0-0	0-0	0	0	0	0	0	0	0	0	0	1	
44	Ward, Nick	3-8	0-0	3-5	3	1	4	1	9	0	1	1	1	14	
Team					2	4	6								
Totals		25-58	8-25	5-9	12	22	34	23	63	15	18	1	4	200	
FG % 1st Half: 12-30 40.0% 2nd half: 13-28 46.4% Game: 25-58 43.1%															
3FG % 1st Half: 3-12 25.0% 2nd half: 5-13 38.5% Game: 8-25 32.0%															
FT % 1st Half: 3-6 50.0% 2nd half: 2-3 66.7% Game: 5-9 55.6%															

Arizona 65 • 1-0

#	Player	Total		3-Ptr		Rebounds			PF	TP	A	TO	Blk	Stl	Min
		FG	FGA	FG	FGA	FT	FTA	Off	Def						
00	Jackson-Cartwright	4-11	1-6	0-0	0	3	3	9	3	2	1	3	33		
01	Allkins, Rawle	1-4	0-1	1-2	1	1	2	3	2	2	0	1	26		
05	Allen, Kadeem	3-11	0-1	4-4	0	2	2	3	10	0	2	1	3	28	
10	Markkanen, Lauri	4-9	2-3	3-4	1	5	6	2	13	0	1	0	1	34	
14	Ristic, Dusan	1-6	0-0	0-0	1	2	3	2	2	0	1	0	1	18	
02	Simmons, Kobi	4-7	2-3	8-10	0	0	0	3	18	1	1	0	0	26	
21	Comanche, Chance	3-3	0-0	2-3	2	2	4	4	8	0	3	0	1	18	
25	Pinder, Keanu	0-1	0-0	2-4	2	4	6	1	2	1	2	0	2	17	
Team					5	3	8								
Totals		20-52	5-14	20-27	12	22	34	20	65	7	14	2	12	200	
FG % 1st Half: 9-24 37.5% 2nd half: 11-28 39.3% Game: 20-52 38.5%															
3FG % 1st Half: 5-11 45.5% 2nd half: 0-3 0.0% Game: 5-14 35.7%															
FT % 1st Half: 11-15 73.3% 2nd half: 9-12 75.0% Game: 20-27 74.1%															

Officials: Randy McCall, Bo Borowski, Eric Curry
 Technical fouls: Michigan State-Bridges, Miles. Arizona-Jackson-Cartwright.
 Attendance: 9475
 State Farm Armed Forces Classic

Score by periods	1st	2nd	Total
Michigan State	30	33	63
Arizona	34	31	65

Last FG - MSU 2nd-00:09, ARIZ 2nd-00:02.
 Largest lead - MSU by 15 1st-14:07, ARIZ by 9 2nd-16:17.
 MSU led for 22:32. ARIZ led for 13:16. Game was tied for 04:05.

Points	In	Off	2nd	Fast	Bench
MSU	30	12	15	4	17
ARIZ	26	10	6	28	

Score tied - 4 times.
 Lead changed - 7 times.

NOTES

• Miles Bridges led all scorers with 21 points on 9-for-19 shooting. The 21 points were the second most ever by a freshman in his MSU debut, trailing only Jay Vincent's 25 in 1977. His seven boards were tied for the seventh most by a freshman in his first game, joining Branden Dawson (2011), Adreian Payne (2010) and Charlie Bell (1997).

• MSU started the game on a 9-0 run, seven of which came from Bridges to force an Arizona timeout. MSU eventually took a 17-2 lead before a 23-4 run by Arizona gave the Wildcats a 25-21 lead.

• All four of Michigan State's freshmen were on the floor together as early as the 16:25 mark in the first half. The group combined for 35 of MSU's 63 points.

• Arizona took its biggest lead of the game at 43-34 before the Spartans went on a 17-3 run to take a 51-46 advantage and their first lead since 21-20 in the first half.

• The Spartans held Arizona to 38.5% (20-52) shooting from the floor and 35.7% (5-14) from three.

QUOTE

"I think there are a lot of things to build on. We competed. I told our guys before, and this is what I think it came down to: You have to play hard enough and be tough enough, but you have to play smart enough. I think we did two out of the three."

-MSU coach Tom Izzo

AROUND THE BIG TEN

Big Ten Conference Standings
// Through games of Nov. 13 //

	Big Ten		Overall	
	W-L	Pct.	W-L	Pct.
Illinois	0-0	.000	2-0	1.000
Iowa	0-0	.000	2-0	1.000
Michigan	0-0	.000	2-0	1.000
Rutgers	0-0	.000	2-0	1.000
Indiana	0-0	.000	1-0	1.000
Maryland	0-0	.000	1-0	1.000
Minnesota	0-0	.000	1-0	1.000
Nebraska	0-0	.000	1-0	1.000
Northwestern	0-0	.000	1-0	1.000
Ohio State	0-0	.000	1-0	1.000
Purdue	0-0	.000	1-0	1.000
Wisconsin	0-0	.000	1-0	1.000
Penn State	0-0	.000	1-1	.500
Michigan State	0-0	.000	0-1	.000

Big Ten Conference Schedule
// Nov. 15-21 (All Times Eastern) //**Tuesday, November 15**

Maryland vs. Georgetown (6:30 p.m.)
 Kentucky vs. Michigan State (7 p.m.)
 Grand Canyon at Penn State (7 p.m.)
 McKendree University at Illinois (8 p.m.)
 University of Mary at Nebraska (8 p.m.)
 Wisconsin at Creighton (8:30 p.m.)

Wednesday, November 16

UMass-Lowell at Indiana (7 p.m.)
 Northwestern at Butler (7 p.m.)
 Mount Saint Mary's at Minnesota (8 p.m.)

Thursday, November 17

St. Mary's College at Maryland (7 p.m.)
 Providence at Ohio State (7 p.m.)
 Chicago State at Wisconsin (8 p.m.)
 Rutgers at DePaul (8:30 p.m.)
 Seton Hall at Iowa (9 p.m.)
 Marquette vs. Michigan (9:30 p.m.)

Friday, November 18

TBA vs. Michigan (TBA)
 MVSU at Michigan State (7:00 p.m.)
 Georgia State at Purdue (7:00 p.m.)
 Detroit Mercy at Illinois (8:00 p.m.)
 Saint John's (NY) at Minnesota (9:00 p.m.)

Saturday, November 19

Louisiana Tech at Nebraska (1:00 a.m.)
 Penn State at Duke (12:30 p.m.)
 Liberty at Indiana (7:00 p.m.)

Sunday, November 20

Niagara University at Rutgers (12:00 p.m.)
 Towson at Maryland (2:00 p.m.)
 UT Rio Grande Valley at Iowa (5:35 p.m.)
 FGCU at Michigan State (7:00 p.m.)

Monday, November 21

Tennessee at Wisconsin (2:30 p.m.)
 Western Carolina at Ohio State (7:00 p.m.)
 Winthrop at Illinois (8:00 p.m.)
 Texas at Northwestern (9:30 p.m.)

SPARTAN BASKETBALL NOTES

MSU's Freshman Class

Michigan State's freshman class of Miles Bridges, Joshua Langford, Nick Ward and Cassius Winston was widely regarded as one of the top recruiting classes in the nation. Bridges and Langford were McDonald's All-Americans, Winston joined Bridges as Jordan Brand All-Americans and all four players were ranked in the Top 40 in the nation. They are expected to have an immediate impact on the Spartans in 2016-17. In fact, they have the potential to go down as the most productive freshman class under Tom Izzo. The 2001-02 Spartan freshmen of Alan Anderson, Chris Hill, Kelvin Torbert and Aaron Alexander combined to average 77.4 minutes and 26.5 points, both of which rank first in the Izzo era. The 2002-03 freshmen (Maurice Ager, Paul Davis, Erazem Lorbek) averaged a combined 20.9 points, while 2012-13 freshmen (Matt Costello, Gary Harris, Denzel Valentine and Trevor Bohnhoff) averaged 19.7 points. In the season opener vs. Arizona, the freshman quartet combined for 35 points and 73 minutes.

MSU At The Garden

Michigan State is 3-11 all-time at Madison Square Garden. Under head coach Tom Izzo, the Spartans are 3-7 at MSG. Most recently, Michigan State split a pair of games in the 2014 East Regional, defeating No. 3 Virginia 61-59, before falling to eventual National Champion UConn, 60-54, in the regional finals. Earlier that season, MSU lost to Georgetown, 64-60. MSU fell to Duke, 74-69, in the 2011 Champions Classic. In 2010, Syracuse defeated MSU, 72-58, in the Jimmy V Classic. The Spartans split a pair of games at the 2006 College Hoops Classic, beating a Texas squad featuring Kevin Durant (63-61) and falling to Maryland (62-60). MSU's other win at the Garden was a 77-70 victory over Boston College in the 2005 Jimmy V Classic.

Spartans Share The Ball

Unselfishness is a trademark of all Tom Izzo teams. That has been especially true over the last three seasons as MSU has established a school record for assists in each of the last three years. Last season, MSU tallied a school record 719 assists, good for the 22nd-best total in NCAA history. MSU's nation's-best assist average of 20.5 was the 23rd-best average in NCAA history. The Spartans recorded an assist on a nation's-best 71.3 percent of its field goals. In 2014-15, MSU totaled 646 assists (16.6 apg), after recording 637 (16.8 apg) in 2013-14. In two exhibition games, MSU averaged 19.0 assists, led by freshman Cassius Winston at 7.5 apg. In the season opener, Tum Tum Nairn Jr. led MSU with four assists, as the Spartans had 15 on 25 made field goals.

From Beyond the Arc

The 2015-16 Spartans led the nation in 3-point field goal percentage and made a school record 321 3-pointers. This year's Spartan squad must replace Bryn Forbes (112) and Denzel Valentine (104) who combined for 216 3-pointers last season. Against Arizona, MSU hit 8-of-25 from behind the arc, led by Matt McQuaid hitting 3-of-8. MSU did shoot .455 in two exhibition contests, led by Miles Bridges (7-9). Cassius Winston (2-4), McQuaid (2-6) and Eron Harris (2-7) all averaged one made 3-pointer per contest. Last season, Harris shot .439 (43-98) from behind the arc, while McQuaid hit .409 (27-66) of his attempts.

MSU In November

Michigan State has an all-time record of 121-32 in games played in the month of November. This includes an 80-3 mark at home. The last team to beat MSU at home in November was a David Robinson-led Navy squad that bested the Spartans, 91-90, in overtime on Nov. 29, 1986. Tom Izzo is 58-0 all-time at home in November, 86-25 for the month.

Bridges' Preseason Honors

Freshman Miles Bridges is already gathering some national attention. The Flint, Michigan, native was also tabbed preseason First Team All-America by The Sporting News, while also landing a spot on the Karl Malone Power Forward of the Year Award and the Naismith Trophy Preseason Watch Lists.

Spartans In The NBA

Michigan State had a Big Ten-best eight players on NBA opening day rosters, including Denzel Valentine (Bulls), Gary Harris (Nuggets), Deyonta Davis (Grizzlies), Bryn Forbes (Spurs), Draymond Green (Warriors), Adreian Payne (Timberwolves), Zach Randolph (Grizzlies) and Alan Anderson (Clippers).

Harris Tops Spartan Returners

Senior Eron Harris is Michigan State's leading returning scorer at 9.3 points per game. He is the only returning Spartan to have started a game last February or March. In the four games Denzel Valentine missed due to injury last season, Harris averaged 17.8 points. He has been named to the Jerry West Award Watch List, presented to the top shooting guard in the nation. As a sophomore at West Virginia in 2013-14, Harris averaged 17.2 points.

Strength of Schedule

In total, the 2016-17 schedule features 15 teams that appeared in the 2016 postseason, including 11 opponents that played in the 2016 NCAA Tournament.

2017 Recruiting Class

Michigan State signed a pair of forwards on the first day of the early signing period on Nov. 9. Jaren Jackson Jr. is a 5-star 6-11, 220-pound forward from Indianapolis. Playing as a senior at La Lumiere, the No. 1 high school team in America, Jackson Jr. has been named

to the All-USA Preseason Boys Basketball Team as selected by USA TODAY Sports. He is the son of Jaren Jackson Sr., a former star at Georgetown and 1999 NBA Champion with the San Antonio Spurs. Despite his 6-11 frame, he shot .442 from 3-point range as a junior. He was a member of the 2016 USA Basketball U17 team that won a gold medal in Spain. Xavier Tillman is a 4-star 6-8, 270-pound forward from Grand Rapids, Michigan. He is a three-time MLIVE Grand Rapids Press Dream Team honoree. He averaged 16 points, 10.4 rebounds, 2.9 assists as a junior, shooting 62% from the field while playing for Grand Rapids Christian, earning 2016 Associated Press Class A All-State honors.

Big Ten Schedule

With a 14-team conference each Big Ten team will play five schools twice, four schools on the road, and four schools at home. Michigan State will go home and home with Michigan, Minnesota, Nebraska, Ohio State and Purdue. The Spartans will host Iowa, Northwestern, Rutgers and Wisconsin, while traveling to Illinois, Indiana, Maryland and Penn State. Seven of Michigan State's 13 Big Ten opponents appeared in the 2016 postseason, including six in the NCAA Tournament (Indiana, Iowa, Maryland, Michigan, Purdue and Wisconsin) and one in the NIT (Ohio State).

Spartans In The Polls

Michigan State is ranked No. 13 in both the Associated Press Top 25 and USA Today Coaches Poll this week. The Spartans are one of four Big Ten teams to be ranked in the polls, joining Indiana (No. 6 AP/ No. 5 USA Today), Wisconsin (9/11) and Purdue (15/15). In addition to the conference opponents, MSU is also scheduled to play Duke (1/1) on top of meetings with Kentucky (2/2) and Arizona (10/9) in November and could possibly meet Louisville (12/12) in the Battle 4 Atlantis.

Coaching Stability

Michigan State has had just two basketball coaches in the last 41 seasons and three in the last 48. Tom Izzo is in his 22nd season, having taken over from his mentor Jud Heathcote, who spent 19 years as head coach (1976-95). Before Heathcote, Gus Ganakas spent seven seasons as head coach. Ganakas is currently in his 31st-straight season providing commentary on Spartan radio broadcasts.

Backcourt Experience

Michigan State's backcourt is its most experienced unit with seniors Eron Harris and Alvin Ellis III, junior Lourawls "Tum Tum" Nairn Jr. and sophomore Matt McQuaid all having played significant minutes during their career. Harris, Nairn and Ellis entered the season with a combined 60 career starts at MSU, including 41 last year. It will also receive an influx of talent from 2016 McDonald's All-American Joshua Langford and 2016 Michigan Mr. Basketball winner Cassius Winston, providing MSU with one of the deeper backcourts in the nation.

Nation's Best Seven Final Fours in 17 Years

Michigan State advanced to the 2015 Final Four, marking the seventh trip to the Final Four in 20 seasons under Tom Izzo. The seven trips in the last 18 seasons rank as the most in the nation. In addition, MSU has appeared in 19 straight NCAA Tournaments, marking the nation's third-longest active streak, and the longest streak in Big Ten history.

Exhibition Recap

Michigan State averaged 90.0 points in a pair of exhibition victories. Miles Bridges led all scorers at 26.5 points per game, shooting .704 (19-27) from the field and .778 (7-9) from 3-point range. Cassius Winston averaged 13.5 points and 7.5 assists, while Nick Ward averaged 12.5 points. As a team, MSU shot .550 from the field, including .455 from 3-point range.

Breslin Upgrades on the Horizon

A major facilities upgrade – focused on improving the visitor experience – is on tap for the Breslin Student Events Center. The Breslin Center addition -- in all a \$20 million project -- involves construction of a new box office, the Tom Izzo Hall of History and, for the student-athletes and coaches of the men's and women's basketball teams, the addition of the Draymond Green Strength and Conditioning Center, a hydration station, lounges for players and recruits, and an alumni locker room. The work began in January 2016, with substantial completion expected by August of 2017 and final completion by June 2018.

MSU'S RECORD IN 2016-17 WHEN:

At home: 0-0
On road: 0-0
Neutral: 0-1
Leading at the half: 0-0
Trailing at the half: 0-1
Tied at halftime: 0-0

Shoot 50% or above from field: 0-0
Shoot less than 50% from field: 0-1
Opp. shoots 50% or above: 0-0
Opp. shoots less than 50%: 0-1
MSU outshoots opp.: 0-1
Opp. outshoots MSU: 0-0
Both teams shoot same from floor: 0-0

MSU outrebounds opp.: 0-0
Opp. outrebounds MSU: 0-0
Rebounds are equal: 0-1

MSU has more turnovers: 0-1
Opp. has more turnovers: 0-0
Turnovers are equal: 0-0

Game decided by 1-5 pts: 0-1
Game decided by 6-10 pts: 0-0
Game decided by 11-15 pts: 0-0
Game decided by 16+ pts: 0-0

MSU scores less than 60 pts: 0-0
MSU scores 60-69 pts: 0-1
MSU scores 70-79 pts: 0-0
MSU scores 80+ pts: 0-0

MSU allows less than 60 pts: 0-0
MSU allows 60-69 pts: 0-1
MSU allows 70-79 pts: 0-0
MSU allows 80+ pts: 0-0

MSU in overtime: 0-0

One MSU player scores 10+: 0-1
Two MSU players score 10+: 0-0
Three MSU players score 10+: 0-0
Four MSU players score 10+: 0-0
Five MSU players score 10+: 0-0
Six MSU players score 10+: 0-0

In November: 0-1
In December: 0-0
In January: 0-0
In February: 0-0
In March: 0-0

On Sunday: 0-0
On Monday: 0-0
On Tuesday: 0-0
On Wednesday: 0-0
On Thursday: 0-0
On Friday: 0-1
On Saturday: 0-0

Day Games: 1-0
Night Games: 0-0

TOP SPARTAN FRESHMAN DEBUTS

Points	No.	Date	Rebounds	No.	Date	Assists	No.	Date
1. Jay Vincent	25	11/28/1977	1. Derrick Nix	14	11/13/2009	1. Mateen Cleaves	8	11/25/1996
2. Miles Bridges	21	11/11/2016	2. Deyonta Davis	11	11/13/2015	Randy Morrison	8	11/28/1980
3. Marcus Taylor	16	11/19/2000	3. Matt Steigenga	10	11/28/1988	Earvin Johnson	8	11/28/1977
4. Charlie Bell	15	11/17/1997	Ben Tower	10	11/28/1980	4. David Hart	7	12/1/1992
Matt Steigenga	15	11/28/1988	5. Earvin Johnson	9	11/28/1977	5. Kalin Lucas	6	11/13/2007
6. Keith Appling	14	11/12/2010	6. Denzel Valentine	8	11/9/2012	6. Marcus Taylor	5	11/19/2000
10. Deyonta Davis	13	11/13/2015	7. Miles Bridges	7	11/11/2016	Terry Donnelly	5	11/29/1976
Chris Allen	13	11/13/2007	Branden Dawson	7	11/11/2011	8. Tum Tum Nairn Jr.	4	11/14/2014
Darryl Johnson	13	11/25/1983	Andreian Payne	7	11/12/2010	Korie Lucious	4	11/16/2008
Sam Vincent	13	11/27/1981	Charlie Bell	7	11/17/1997	Drew Neitzel	4	11/19/2004
						Steve Smith	4	11/27/1987
						Mark Brown	4	11/23/1985



THE BOOK ON TOM IZZO

- * Inducted into the Naismith Memorial Basketball Hall of Fame
- * Eight-Time National Coach of the Year
- * One NCAA, Seven Big Ten & Five Big Ten Tournament titles
- * Seven Final Four appearances
- * Three-Time Big Ten Coach of the Year
- * 19 straight NCAA Tournament appearances
- * 18 NBA Draft Picks, including nine first rounders
- * 10 All-Americans - Two Academic All-Americans
- * Graduates 85% of players that complete eligibility
- * Longest serving active Big Ten men's basketball coach
- * One of five coaches in Big Ten history with seven league titles
- * MSU's all-time winningest coach - third-winningest in Big Ten history

Coach Izzo

In his 22nd year, Tom Izzo (Northern Michigan, '77) is 524-206 (.718), and 246-112 (.687) in the Big Ten, as the head coach of the Michigan State basketball program. He ranks as the winningest coach in Michigan State history, having passed his mentor Jud Heathcote with his 341st career victory on Nov. 28, 2009. In his 21 seasons as a head coach, Izzo has captured eight National Coach of the Year awards, including the Clair Bee Award in 2005 and NABC honors in 2001 and 2012. In 1999, Izzo was named National Coach of the Year by Basketball Times, while earning similar honors from The Associated Press, Basketball News and the USBWA in '98. He also earned National Coach of the Year accolades from CBSSports.com in 2012. He earned Big Ten Coach of the Year honors in 1998, 2009 and 2012. Izzo was enshrined in the Naismith Memorial Basketball Hall of Fame on September 9, 2016, cementing his status as one of the game's all-time greats.

Among The Big Ten's Best

Tom Izzo's .687 winning percentage in Big Ten games ranks third all-time among league coaches with at least 10 years of service, behind former Wisconsin coach Bo Ryan (.717), and former Indiana coach Bob Knight (.700), and ahead of former Purdue coach Ward Lambert (.685). In all games, Ohio State's Thad Matta ranks first at .748, followed by Ryan (.737), Knight (.734), Izzo (.718), Wisconsin's Walter Meanwell (.712), and Lambert (.709). With 246 conference victories, Izzo ranks third all time.

Izzo Among Best Ever

Through his first 21 seasons, Tom Izzo won 524 games, ranking fifth in college basketball history for most wins by a college coach in his first 21 years.

Final Fours

Tom Izzo led MSU to seven Final Four appearances between 1999 and 2015, becoming just the fourth school in college basketball history to do it in any 17-year span, including just the third since the tournament field expanded to 64 teams in 1985. Izzo's seven Final Fours are the most by any coach since his first season in 1996 and he ranks fifth all-time, including tied for fifth among active coaches. The seven Final Fours are also the most by any Big Ten coach.

IZZO CAREER COACHING RECORD

Year	Overall	Pct.	Big Ten	Pct.	Finish	Postseason
1995-96	16-16	.500	9-9	.500	7th	NIT Second Round
1996-97	17-12	.586	9-9	.500	T-6th	NIT Second Round
1997-98	22-8	.733	13-3	.813	T-1st	NCAA Sweet 16
1998-99	33-5	.868	15-1	.938	1st	NCAA Final Four
1999-2000	32-7	.821	13-3	.813	T-1st	NCAA Champion
2000-01	28-5	.848	13-3	.813	T-1st	NCAA Final Four
2001-02	19-12	.613	10-6	.625	5th	NCAA First Round
2002-03	22-13	.629	10-6	.625	T-3rd	NCAA Elite Eight
2003-04	18-12	.600	12-4	.750	T-2nd	NCAA First Round
2004-05	26-7	.788	13-3	.813	2nd	NCAA Final Four
2005-06	22-12	.647	8-8	.500	T-6th	NCAA First Round
2006-07	23-12	.657	8-8	.500	T-7th	NCAA Second Round
2007-08	27-9	.750	12-6	.667	4th	NCAA Sweet 16
2008-09	31-7	.816	15-3	.833	1st	NCAA Runner Up
2009-10	28-9	.757	14-4	.778	T-1st	NCAA Final Four
2010-11	19-15	.559	9-9	.500	T-4th	NCAA Second Round
2011-12	29-8	.784	13-5	.722	T-1st	NCAA Sweet 16
2012-13	27-9	.750	13-5	.722	T-2nd	NCAA Sweet 16
2013-14	29-9	.784	12-6	.667	T-2nd	NCAA Elite Eight
2014-15	27-12	.692	12-6	.667	T-3rd	NCAA Final Four
2015-16	29-6	.828	13-5	.722	2nd	NCAA First Round
2016-17	0-1	.000				
22 Years	524-206	.718	246-112	.687		

BY THE NUMBERS

Final Four Appearances

By Big Ten Coach

COACH	APPEARANCES
1. Tom Izzo (MSU)	7
2. Bob Knight (Indiana)	5
3. Harold Olsen (Ohio State)	4
Fred Taylor (Ohio State)	4

Career Big Ten Victories

COACH	VICTORIES
1. Bob Knight (Indiana)	353
2. Gene Keady (Purdue)	265
3. Tom Izzo (MSU)	246
4. Ward Lambert (Purdue)	228

Consecutive NCAA Tourn. Appearances

COACH	APPEARANCES
1. Dean Smith (North Carolina)	23
2. Mike Krzyzewski (Duke) *	21
Roy Williams (Kansas/UNC)	20
4. Tom Izzo (MSU) *	19

* Active Streak

Final Four Appearances

COACH	APPEARANCES
1. Mike Krzyzewski (Duke)	12
John Wooden (UCLA)	12
3. Dean Smith (North Carolina)	11
4. Roy Williams (Kansas/UNC)	8
5. Tom Izzo (MSU)	7
Rick Pitino (Prov./Ky./L'ville)	7

Final Four Appearances Since 1996

(Izzo's First Season)

COACH	APPEARANCES
1. Tom Izzo (MSU)	7
2. John Calipari (Mass/Mem./Ky.)	6
Roy Williams (Kansas/UNC)	6
4. Mike Krzyzewski (Duke)	5
Rick Pitino (Kentucky/L'ville)	5

NCAA Tournament Wins

COACH	VICTORIES
1. Mike Krzyzewski (Duke)	90
2. Roy Williams (Kansas/UNC)	70
3. Dean Smith (North Carolina)	65
4. Jim Boeheim (Syracuse)	57
Rick Pitino (Louisville)	53
6. Jim Calhoun (N' eastern/UConn)	49
7. John Wooden (UCLA)	47
8. Tom Izzo (MSU)	46
Lute Olson (Iowa/Arizona)	46

Most Wins: First 21 Seasons

COACH	VICTORIES
1. Roy Williams (Kansas/UNC)	594
2. Bill Self (Tulsa/Ill./Kansas)	532
3. Jerry Tarkanian (LBSU/UNLV)	530
4. John Calipari (Mass/Mem./Ky.)	526
5. Tom Izzo (MSU)	524

NOTABLE IZZO WINS

Win #1: vs. Chaminade (69-66), 11/20/95

Big Ten Win #1: vs. Indiana (65-60), 1/4/96

Win #100: vs. Indiana (77-71 OT), 1/11/2000

Win #200: vs. Iowa (89-72), 2/4/2004

Big Ten Win #100: vs. Minnesota (69-58), 2/14/2004

Win #232*: vs. Duke (78-68), 3/25/2005

Win #300: vs. Iowa (66-52), 2/23/2008

Win #341:** vs. UMass (106-68), 11/28/2009

Win #400: vs. Minnesota (68-52), 1/25/2012

Win #500: vs. Boston College (99-68), 11/26/2015

Big Ten Win #200: vs. Ohio State (59-56), 1/19/2013

* Became MSU's second-winningest coach

** Became MSU's all-time winningest coach



KYLE AHRENS

Sophomore • Guard/Forward • 6-5 • 215

Versailles, Ohio • Versailles

Get To Know Kyle

Can bench press 185 pounds (NBA Testing Standard) a team-best 25 times // Once had a dunk on an opposing prep player featured on ESPN SportsCenter's Top 10 Plays.



1



Last Time Out



Points	Rebounds	Assists	Minutes
0	0	0	4

Season Avg.

Points	Rebounds	Assists	Minutes
0	0.0	0.0	4.0

// Appeared in 26 games, averaging 1.2 points and 0.6 rebounds in 3.3 minutes in 2015-16

// Scored a season-high five points and grabbed a season-high three rebounds against Arkansas-Pine Bluff (11/20)

// Averaged 30.0 points, 8.3 rebounds and 3.4 assists per game as a senior at Versailles High School

// 2015 Associated Press Division III First Team All-Ohio

// Rated the No. 36 shooting guard in the nation coming out of high school by ESPN100 and No. 47 by 24/7 Sports, and the No. 25 small forward by Scout.com

// Minutes

Season: 4, vs. Arizona, 11/11

Career: 11 vs. Binghamton, 12/5/15

// Points

Season:

Career: 5 vs. UAPB, 11/20/15

// Rebounds

Season:

Career: 3 vs. UAPB, 11/20/15

// Assists

Season:

Career: 2 vs. Rutgers, 1/31/16

// Field Goals

Season:

Career: 2 (3x), Last vs. Penn State, 2/28/16

// Field Goal Attempts

Season:

Career: 4 vs. Penn State, 2/28/16

// 3-Point Field Goals

Season:

Career: 1 (4x), Last at Northwestern, 1/28/16

// 3-Point FG Attempts

Season:

Career: 2 (3x), Last vs. Illinois, 1/7/16

// Free Throws

Season:

Career: 4 vs. Rutgers, 1/31/16

// Free Throw Attempts

Season:

Career: 4 vs. Rutgers, 1/31/16

// Steals

Season:

Career: 1 vs. UAPB, 11/20/15

// Blocks

Season:

Career: 1 (2x), Last vs. Binghamton, 12/5/15

GAME-BY-GAME

Opponent	Date	gs	min	Total fg-fga	pct	3-Pointers 3fg-fga	pct	Free throws ft-fa	pct	Rebounds off	def	tot	avg	pf	a	t/o	blk	stl	pts	avg
vs Arizona	11/11/16	4	4	0-0	.000	0-0	.000	0-0	.000	0	0	0	0.0	0	0	0	0	0	0	0.0
Totals		0	4	0-0	.000	0-0	.000	0-0	.000	0	0	0	0.0	0	0	0	0	0	0	0.0

Miscellaneous Stats (MSU's Record)

	Season	Career
Double-Figure Scoring	0 (0-0)	0 (0-0)
Double-Figure Rebounding	0 (0-0)	0 (0-0)
Double-Figure Assists	0 (0-0)	0 (0-0)
Double-Doubles	0 (0-0)	0 (0-0)
Led MSU in Scoring	0 (0-0)	0 (0-0)
Led MSU in Rebounding	0 (0-0)	0 (0-0)
Led MSU in Assists	0 (0-0)	0 (0-0)
20+ Point Games	0 (0-0)	0 (0-0)
30+ Point Games	0 (0-0)	0 (0-0)

Ahrens Career Snapshot

Year	GP/GS	Min./Avg	FG-FGA	FG%	3FG-FGA	3FG%	FT-FTA	FT%	OFF-DEF	REB	AVG	PF/D	A	TO	BL	ST	PTS	AVG
15-16	26/0	86/3.3	10-24	.417	4-13	.308	7-10	.700	8-8	16	0.6	10/0	7	9	2	2	31	1.2
16-17	1/0	4/4.0	0-0	.000	0-0	.000	0-0	.000	0-0	0	0.0	0/0	0	0	0	0	0	0.0
TOTAL	27/0	90/3.3	10-24	.417	4-13	.308	7-10	.700	8-8	16	0.6	10/0	7	9	2	2	31	1.1



JOSHUA LANGFORD

Freshman • Guard • 6-5 • 210

Huntsville, Alabama • Madison Academy

Get To Know Joshua

Survived a bout with bacterial meningitis at age 12 // Taught Sunday school at his church while in high school and delivered the sermon every third Sunday.



1



Last Time Out



Points	Rebounds	Assists	Minutes
5	0	1	12

Season Avg.

Points	Rebounds	Assists	Minutes
5.0	0.0	1.0	12.0

// Scored five points in 12 minutes vs. Arizona (11/11) in his debut in the Green and White after missing both exhibition games with a minor hamstring injury

// Five-Time Alabama Class 3A Player of the Year, first capturing the honor as an eighth grader

// 2016 McDonald's All-American, recording 12 points, one rebound, two assists and one steal for the West

// Two-time Gatorade Alabama Boys Basketball Player of the Year (2013, 2015)

// Three-time Alabama Class 3A State Tournament MVP, leading Madison Academy to championships in 2013, 2015 and 2016

// No. 8 scorer in Alabama high school history with 3,089 points

// 2016 Third-Team All-American as selected by the Naismith Award and USA TODAY Sports

// All-USA TODAY Sports Alabama Player of the Year

// Minutes

Season: 12, vs. Arizona, 11/11

// Points

Season: 5, vs. Arizona, 11/11

// Rebounds

Season:

// Assists

Season:

// Field Goals

Season: 2, vs. Arizona, 11/11

// Field Goal Attempts

Season: 4, vs. Arizona, 11/11

// 3-Point Field Goals

Season: 1, vs. Arizona, 11/11

// 3-Point FG Attempts

Season: 1, vs. Arizona, 11/11

// Free Throws

Season:

// Free Throw Attempts

Season:

// Steals

Season:

// Blocks

Season:

GAME-BY-GAME

Opponent	Date	gs	min	Total fg-fga	pct	3-Pointers 3fg-fga	pct	Free throws ft-fa	pct	Rebounds off def tot avg	pf	a	t/o	blk	stl	pts	avg
vs Arizona	11/11/16	12	12	2-4	.500	1-1	1.000	0-0	.000	0 0 0 0.0	3	1	0	0	0	5	5.0
Totals		0	12	2-4	.500	1-1	1.000	0-0	.000	0 0 0 0.0	3	1	0	0	0	5	5.0

Miscellaneous Stats (MSU's Record)

	Season
Double-Figure Scoring	0 (0-0)
Double-Figure Rebounding	0 (0-0)
Double-Figure Assists	0 (0-0)
Double-Doubles	0 (0-0)
Led MSU in Scoring	0 (0-0)
Led MSU in Rebounding	0 (0-0)
Led MSU in Assists	0 (0-0)
20+ Point Games	0 (0-0)
30+ Point Games	0 (0-0)

Langford Career Snapshot

Year	GP/GS	Min./Avg	FG-FGA	FG%	3FG-FGA	3FG%	FT-FTA	FT%	OFF-DEF	REB	AVG	PF/D	A	TO	BL	ST	PTS	AVG
16-17	1/0	12/12.0	2-4	.500	1-1	1.000	0-0	.000	0-0	0	0.0	3/0	1	0	0	0	5	5.0
TOTAL	1/0	12/12.0	2-4	.500	1-1	1.000	0-0	.000	0-0	0	0.0	3/0	1	0	0	0	5	5.0



ALVIN ELLIS III

Senior • Guard • 6-4 • 210

Matteson, Ill. • Chicago De La Salle

Get To Know Alvin

Originally signed with Minnesota as a prep senior, but was released from his scholarship following the firing of Tubby Smith // Prep teammate of Gavin Schilling in 2011-12 at Chicago De La Salle High School.



3



Last Time Out



Points	Rebounds	Assists	Minutes
3	2	3	13

Season Avg.

Points	Rebounds	Assists	Minutes
3.0	2.0	3.0	13.0

// Appeared in 33 games, averaging 2.6 points, 1.5 rebounds and 1.1 assists in 7.6 minutes in 2015-16

// Scored a season-high eight points against Maryland-Eastern Shore (12/9), hitting two 3-pointers and two free throws

// Scored six or more points in eight contests, including against Big Ten opponents Rutgers (1/31) and Purdue (2/9), and against Maryland (3/12) in the Big Ten Tournament semifinals

// Grabbed four or more rebounds in four contests, including a season-high six against Illinois (1/7)

// Shot .400 from 3-point range, making a 3-pointer in 12 contests

// Tied for fourth on the team with 13 steals

GAME-BY-GAME

Opponent	Date	gs	min	fg	fga	pct	3fg	3fga	pct	ft	fta	pct	off	def	tot	avg	pf	a	t/o	blk	stl	pts	avg
vs Arizona	11/11/16	13	13	1-3	.333	.333	1-3	.333	.333	0-0	.000	.000	0	2	2	2.0	2	3	0	0	0	3	3.0
Totals		0	13	1-3	.333	.333	1-3	.333	.333	0-0	.000	.000	0	2	2	2.0	2	3	0	0	0	3	3.0

// Minutes

Season: 13, vs. Arizona, 11/11
Career: 23 at Wisconsin, 2/9/14

// Points

Season: 3, vs. Arizona, 11/11
Career: 16 at Indiana, 3/7/15

// Rebounds

Season: 2, vs. Arizona, 11/11
Career: 6 vs. Illinois, 1/7/16

// Assists

Season: 3, vs. Arizona, 11/11
Career: 5 at Rutgers, 3/2/16

// Field Goals

Season: 1, vs. Arizona, 11/11
Career: 6 at Indiana, 3/7/15

// Field Goal Attempts

Season: 3, vs. Arizona, 11/11
Career: 9 at Indiana, 3/7/15

// 3-Point Field Goals

Season: 1, vs. Arizona, 11/11
Career: 2 (4x), Last vs. Maryland, 3/12/16

// 3-Point FG Attempts

Season: 3, vs. Arizona, 11/11
Career: 5 vs. Maryland, 3/12/16

// Free Throws

Season:
Career: 4 vs. FAU, 11/13/15

// Free Throw Attempts

Season:
Career: 5 (2x), Last at Indiana, 3/7/15

// Steals

Season:
Career: 2 (7x), Last vs. MTSU, 3/18/16

// Blocks

Season:
Career: 2 vs. Ohio State, 3/13/15

Miscellaneous Stats (MSU's Record)

	Season	Career
Double-Figure Scoring	0 (0-0)	2 (1-1)
Double-Figure Rebounding	0 (0-0)	0 (0-0)
Double-Figure Assists	0 (0-0)	0 (0-0)
Double-Doubles	0 (0-0)	0 (0-0)
Led MSU in Scoring	0 (0-0)	0 (0-0)
Led MSU in Rebounding	0 (0-0)	0 (0-0)
Led MSU in Assists	0 (0-0)	0 (0-0)
20+ Point Games	0 (0-0)	0 (0-0)
30+ Point Games	0 (0-0)	0 (0-0)

Ellis Career Snapshot

Year	GP/GS	Min./Avg	FG-FGA	FG%	3FG-FGA	3FG%	FT-FTA	FT%	OFF-DEF	REB	AVG	PF/D	A	TO	BL	ST	PTS	AVG
13-14	36/1	285/7.9	24-50	.480	6-13	.462	13-22	.591	8-15	23	0.6	42/1	14	22	3	13	67	1.9
14-15	32/1	274/8.6	17-53	.321	6-25	.250	15-33	.455	4-18	22	0.7	32/0	18	18	5	12	55	1.7
15-16	33/0	251/7.6	28-66	.424	14-35	.400	17-24	.708	11-37	48	1.5	27/0	35	14	4	13	87	2.6
16-17	1/0	13/13.0	1-3	.333	1-3	.333	0-0	.000	0-2	2	2.0	2/0	3	0	0	0	3	3.0
TOTAL	102/2	823/8.1	70-172	.407	27-76	.355	45-79	.570	23-72	95	0.9	103/1	70	54	12	38	212	2.1

CASSIUS WINSTON

Freshman • Guard • 6-0 • 185

Detroit, Mich. • Univ. of Detroit Jesuit

Get To Know Cassius

Coach Izzo says Cassius might be the best passer at Michigan State since Magic Johnson // Graduated magna cum laude from UD Jesuit and was accepted at Harvard.



5



Last Time Out



Points	Rebounds	Assists	Minutes
0	1	3	10

Season Avg.

Points	Rebounds	Assists	Minutes
0.0	1.0	3.0	10.0

// Averaged 13.5 points and 7.5 assists in MSU's two exhibition games

// 2016 Hal Schram Michigan Mr. Basketball Award winner

// 2016 Max Preps First-Team All-American

// Averaged 21.9 points, 7.5 assists, five rebounds and two steals as a senior

// Led U-D Jesuit to 2016 Michigan Class A State Championship, as the Cubs posted a 28-0 record and finished the season ranked No. 6 in the USA TODAY Sports Super 25

// 2016 Gatorade Michigan Boys Basketball Player of the Year

// All-USA TODAY Sports Michigan Player of the Year

// Three-time Associated Press Class A All-State First-Team honoree (2014-16)

// Minutes

Season: 10, vs. Arizona, 11/11

// Points

Season:

// Rebounds

Season: 1, vs. Arizona, 11/11

// Assists

Season: 3, vs. Arizona, 11/11

// Field Goals

Season:

// Field Goal Attempts

Season: 2, vs. Arizona, 11/11

// 3-Point Field Goals

Season:

// 3-Point FG Attempts

Season: 1, vs. Arizona, 11/11

// Free Throws

Season:

// Free Throw Attempts

Season:

// Steals

Season:

// Blocks

Season:

GAME-BY-GAME

Opponent	Date	gs	min	Total		3-Pointers		Free throws		Rebounds				pf	a	t/o	blk	stl	pts	avg
				fg-fga	pct	3fg-fga	pct	ft-fa	pct	off	def	tot	avg							
vs Arizona	11/11/16	10	10	0-2	.000	0-1	.000	0-0	.000	1	0	1	1.0	3	3	2	0	0	0	0.0
Totals		0	10	0-2	.000	0-1	.000	0-0	.000	1	0	1	1.0	3	3	2	0	0	0	0.0

Miscellaneous Stats (MSU's Record)

	Season
Double-Figure Scoring	0 (0-0)
Double-Figure Rebounding	0 (0-0)
Double-Figure Assists	0 (0-0)
Double-Doubles	0 (0-0)
Led MSU in Scoring	0 (0-0)
Led MSU in Rebounding	0 (0-0)
Led MSU in Assists	0 (0-0)
20+ Point Games	0 (0-0)
30+ Point Games	0 (0-0)

Winston Career Snapshot

Year	GP/GS	Min./Avg	FG-FGA	FG%	3FG-FGA	3FG%	FT-FTA	FT%	OFF-DEF	REB	AVG	PF/D	A	TO	BL	ST	PTS	AVG
2016-17	1/0	10/10.0	0-2	.000	0-1	.000	0-0	.000	1-0	1	1.0/3	0	3	2	0	0	0	0.0
TOTAL	1/0	10/10.0	0-2	.000	0-1	.000	0-0	.000	1-0	1	1.0/3	0	3	2	0	0	0	0.0

TUM TUM NAIRN JR.

Junior • Guard • 5-10 • 175

Nassau, Bahamas • Sunrise Christian Academy

Get To Know Tum Tum

Moved to the US from the Bahamas at age 13 // Nicknamed "Tum Tum" by his mom after a character in the 1992 movie "3 Ninjas" // Originally ran track but preferred basketball so that he could celebrate with teammates instead of by himself.



11



Last Time Out



Points	Rebounds	Assists	Minutes
5	3	4	30

Season Avg.

Points	Rebounds	Assists	Minutes
5.0	3.0	4.0	30.0

// Scored five points vs. Arizona (11/11), including hitting a 3-pointer to tie the game with seven seconds left.

// Averaged 2.8 points, 3.3 assists and 1.1 rebounds in 28 games in 2015-16

// Started the first 18 games of the season, before plantar fasciitis in his right foot forced him to miss the next seven games

// Averaged 24.1 minutes in the first 18 games, but just 8.9 over the final 10 following his return from injury

// Recipient of MSU's Inspirational Player Award

// Seventh in the nation and first in the Big Ten in assist-to-turnover ratio (3.54)

// Tied for 13th in the Big Ten in assists

// Minutes

Season: 30, vs. Arizona 11/11
Career: 37 vs. Minnesota, 2/26/15

// Points

Season: 5, vs. Arizona 11/11
Career: 13 vs. Boston College, 11/26/15

// Rebounds

Season: 3, vs. Arizona 11/11
Career: 5 (4x), Last vs. FAU, 11/13/15

// Assists

Season: 4, vs. Arizona 11/11
Career: 8 (2x), Last vs. Boston College, 11/26/15

// Field Goals

Season: 2, vs. Arizona 11/11
Career: 5 (2x), Last at Northeastern, 12/19/15

// Field Goal Attempts

Season: 3, vs. Arizona 11/11
Career: 9 (2x), Last at Northeastern, 12/19/15

// 3-Point Field Goals

Season: 1, vs. Arizona 11/11
Career: 2 vs. Boston College, 11/26/15

// 3-Point FG Attempts

Season: 2, vs. Arizona 11/11
Career: 4 (2x), Last vs. Boise State, 11/27/15

// Free Throws

Season:
Career: 3 (2x), Last vs. Oakland, 12/22/15

// Free Throw Attempts

Season: 1, vs. Arizona 11/11
Career: 7 vs. Oakland, 12/22/15

// Steals

Season: 1, vs. Arizona 11/11
Career: 2 (5x), Last at Northeastern, 12/19/15

// Blocks

Season:
Career: 1 (2x), Last at Minnesota, 1/2/16

GAME-BY-GAME

Opponent	Date	gs	min	Total fg-fga	pct	3-Pointers 3fg-fga	pct	Free throws ft-fa	pct	Rebounds off	def	tot	avg	pf	a	t/o	blk	stl	pts	avg
vs Arizona	11/11/16	*	30	2-3	.667	1-2	.500	0-1	.000	0	3	3	3.0	3	4	4	0	1	5	5.0
Totals		1	30	2-3	.667	1-2	.500	0-1	.000	0	3	3	3.0	3	4	4	0	1	5	5.0

Miscellaneous Stats (MSU's Record)

	Season	Career
Double-Figure Scoring	0 (0-0)	2 (2-0)
Double-Figure Rebounding	0 (0-0)	0 (0-0)
Double-Figure Assists	0 (0-0)	0 (0-0)
Double-Doubles	0 (0-0)	0 (0-0)
Led MSU in Scoring	0 (0-0)	0 (0-0)
Led MSU in Rebounding	0 (0-0)	0 (0-0)
Led MSU in Assists	1 (0-1)	10 (7-3)
20+ Point Games	0 (0-0)	0 (0-0)
30+ Point Games	0 (0-0)	0 (0-0)

Nairn Career Snapshot

Year	GP/GS	Min./Avg	FG-FGA	FG%	3FG-FGA	3FG%	FT-FTA	FT%	OFF-DEF	REB	AVG	PF/D	A	TO	BL	ST	PTS	AVG
14-15	39/17	758/19.4	28-88	.318	3-10	.300	26-48	.542	6-56	62	1.6	83/4	94	36	1	11	85	2.2
15-16	28/18	523/18.7	33-87	.379	3-16	.188	10-23	.435	3-28	31	1.1	41/0	92	26	1	8	79	2.8
16-17	1/1	30/30.0	2-3	.667	1-2	.500	0-1	.000	0-3	3	3.0	3/0	4	4	0	1	5	5.0
TOTAL	68/36	1311/19.3	63-178	.354	7-28	.250	36-72	.500	9-87	96	1.4	127/4	190	66	2	20	169	2.5

BEN CARTER

Graduate • Forward • 6-9 • 225

Las Vegas, Nev. • Bishop Gorman

Get To Know Ben

Born in Israel and has dual citizenship



13



Last Time Out



Points	Rebounds	Assists	Minutes
--	--	--	--

Season Avg. *2015-16 Stats with UNLV

Points	Rebounds	Assists	Minutes
8.6	6.0	1.6	24.0

// Suffered a knee injury the first weekend of practice of the 2016-17 season

// Averaged 8.6 points and 6.0 rebounds in 22 games, starting in seven for UNLV last season

// Suffered a season-ending knee injury on Jan. 30 against San Diego State

// Scored in double figures in 10 games, while recording double figure rebounds in three games and two double-doubles

// Twice scored a career-high 16 points, against both Indiana (11/25) and Colorado State (1/6)

// Also grabbed a career-best 12 rebounds against Colorado State to notch his first career double-double, while hitting 8-of-10 field goals

// Shot .556 from the field and .754 from the foul line and ranked third on the team with 30 blocks and fifth with 21 steals.

// Minutes

Season:

Career: 33, twice, last vs. Boise State (1/27/16)

// Points

Season:

Career: 16, twice, last at Colorado State (1/6/16)

// Rebounds

Season:

Career: 12, at Colorado State (1/6/16)

// Assists

Season:

Career: 5, vs. Air Force (1/16/16)

// Field Goals

Season:

Career: 8, at Colorado State (1/6/16)

// Field Goal Attempts

Season:

Career: 10 (4x), last at Colorado State (1/6/16)

// 3-Point Field Goals

Season:

Career:

// 3-Point FG Attempts

Season:

Career: 1 (3x), last vs. New Mexico (1/12/16)

// Free Throws

Season:

Career: 10, vs. Fresno State (12/30/16)

// Free Throw Attempts

Season:

Career: 12, vs. Fresno State (12/30/16)

// Steals

Season:

Career: 3 (2x), last vs. UCLA (11/23/16)

// Blocks

Season:

Career: 4, vs. Oregon State (2/28/13)

Miscellaneous Stats (MSU's Record)

	Season	Career
Double-Figure Scoring	0 (0-0)	13 (0-0)
Double-Figure Rebounding	0 (0-0)	3 (0-0)
Double-Figure Assists	0 (0-0)	0 (0-0)
Double-Doubles	0 (0-0)	2 (0-0)
Led MSU in Scoring	0 (0-0)	0 (0-0)
Led MSU in Rebounding	0 (0-0)	0 (0-0)
Led MSU in Assists	0 (0-0)	0 (0-0)
20+ Point Games	0 (0-0)	0 (0-0)
30+ Point Games	0 (0-0)	0 (0-0)

Carter Career Snapshot

Year	GP/GS	Min./Avg	FG-FGA	FG%	3FG-FGA	3FG%	FT-FTA	FT%	OFF-DEF	REB	AVG	PF/D	A	TO	BL	ST	PTS	AVG
12-13 (at ORE)	37/0	383/10.3	27-70	.386	0-0	.000	35-42	.833	35-50	85	2.3	52/0	20	21	13	20	89	2.4
13-14 (at ORE)	25/5	318/12.7	18-47	.383	0-1	.000	27-35	.771	26-36	62	2.5	58/1	18	16	14	12	63	2.5
15-16 (at UNLV)	22/7	529/24.0	69-124	.556	0-2	.000	52-69	.754	57-75	132	6.0	61/2	35	41	30	21	190	8.6
TOTAL	84/12	1,230/14.6	114-241	.473	0-3	.000	114-146	.781	118-161	279	3.3	171/3	73	78	57	53	342	4.1

ERON HARRIS

R-Senior • Guard • 6-3 • 190

Indianapolis, Ind. • Lawrence North

Get To Know Eron

Team-best 10-foot broad jump // Very interested in photography // Attended Lawrence North High School in Indianapolis, the same school that produced former Spartan Chris Hill.



14



Last Time Out



Points	Rebounds	Assists	Minutes
7	2	0	20

Season Avg.

Points	Rebounds	Assists	Minutes
7.0	2.0	0	20.0

// Appeared in 35 games, averaging 9.3 points, 2.6 rebounds and 2.1 assists during the 2015-16 season

// Fourth on the team in both scoring and assists

// Averaged 17.8 points in the four games Denzel Valentine missed due to injury

// Started 22 of the final 23 games

// Scored in double figures in 15 games, including two games with more than 20 points

// Scored a season-high 27 points in a 99-93 overtime victory against Oakland (12/22), including shooting 7-of-13 from the field, 2-of-3 from 3-point range and 11-of-15 from the foul line

// Sixth in the Big Ten in 3-point field-goal percentage (.439)

// Minutes

Season: 20, vs. Arizona 11/11
Career: 39 (3x), Last at Kansas, 2/8/14

// Points

Season: 7, vs. Arizona 11/11
Career: 33 vs. Duquesne, 11/17/13

// Rebounds

Season: 2, vs. Arizona 11/11
Career: 7 (2x), Last vs. Eastern Michigan, 11/23/15

// Assists

Season:
Career: 7 vs. Ohio State, 3/5/16

// Field Goals

Season: 3, vs. Arizona 11/11
Career: 12 vs. Duquesne, 11/17/13

// Field Goal Attempts

Season: 8, vs. Arizona 11/11
Career: 19 vs. Duquesne, 11/17/13

// 3-Point Field Goals

Season: 1, vs. Arizona 11/11
Career: 7 vs. Wisconsin, 11/27/13

// 3-Point FG Attempts

Season: 4, vs. Arizona 11/11
Career: 11 vs. Wisconsin, 11/27/13

// Free Throws

Season:
Career: 11 vs. Oakland, 12/22/15

// Free Throw Attempts

Season: 1, vs. Arizona 11/11
Career: 15 vs. Oakland, 12/22/15

// Steals

Season:
Career: 3 at Iowa State, 2/26/14

// Blocks

Season:
Career: 2 vs. Kansas State, 2/1/14

GAME-BY-GAME

Opponent	Date	qs	min	Total fg-fga	pct	3fg-fga	pct	Free throws ft-fta	pct	Rebounds off	def	tot	avg	pf	a	t/o	blk	stl	pts	avg
vs Arizona	11/11/16	*	20	3-8	.375	1-4	.250	0-1	.000	0	2	2	2.0	3	0	4	0	0	7	7.0
Totals		1	20	3-8	.375	1-4	.250	0-1	.000	0	2	2	2.0	3	0	4	0	0	7	7.0

Miscellaneous Stats (MSU's Record)

	Season	Career
Double-Figure Scoring	0 (0-0)	61 (12-3)
Double-Figure Rebounding	0 (0-0)	0 (0-0)
Double-Figure Assists	0 (0-0)	0 (0-0)
Double-Doubles	0 (0-0)	0 (0-0)
Led MSU in Scoring	0 (0-0)	1 (0-1)
Led MSU in Rebounding	0 (0-0)	0 (0-0)
Led MSU in Assists	0 (0-0)	1 (1-0)
20+ Point Games	0 (0-0)	15 (1-1)
30+ Point Games	0 (0-0)	2 (0-0)

Harris Career Snapshot

Year	GP/GS	Min./Avg	FG-FGA	FG%	3FG-FGA	3FG%	FT-FTA	FT%	OFF-DEF	REB	AVG	PF/D	A	TO	BL	ST	PTS	AVG
12-13 (at WVU)	31/17	683/22.0	95-227	.419	44-125	.352	71-92	.772	15-55	70	2.3	48/1	30	46	3	24	305	9.8
13-14 (at WVU)	33/32	1035/31.4	183-418	.438	89-211	.422	113-132	.856	27-87	114	3.5	78/4	52	68	7	24	568	17.2
15-16	35/22	732/20.9	108-249	.434	43-98	.439	67-84	.798	26-66	92	2.6	77/1	73	53	3	9	326	9.3
16-17	1/1	20/20.0	3-8	.375	1-4	.250	0-1	.000	0-2	2	2.0	3/0	0	4	0	0	7	7.0
TOTAL	100/72	2460/24.6	389-902	.431	177-438	.404	251-309	.812	68-210	278	2.8	206/6	155	171	13	57	1,206	12.1

MATT McQUAID

Sophomore • Guard • 6-4 • 200

Duncanville, Texas • Duncanville

Get To Know Matt

Originally committed early to SMU // Sister Andrea played volleyball professionally in Europe // Father Rob grew up in Midland, Michigan, and was a two-year letter winner at Central Michigan and Midwestern State.



20



Last Time Out



Points	Rebounds	Assists	Minutes
9	1	2	33

Season Avg.

Points	Rebounds	Assists	Minutes
9.0	1.0	2.0	33.0

// Played a career-high 33 minutes in the season opener vs. Arizona (11/11), hitting three 3-pointers

// Averaged 3.5 points, 1.6 assists and 0.8 rebounds in 35 games last season

// Scored a season-high 17 points at Northwestern (1/28), including knocking down five 3-pointers

// Hit three 3-pointers against No. 4 Kansas (11/17) in the Champions Classic, including two in the final four minutes of the game

// Ranked fourth on the team in assists

// Played double-figure minutes in 32 of 35 contests

// Averaged 17.8 points, nine rebounds and nearly three 3-pointers per game as a senior at Duncanville High School

// Minutes

Season: 33, vs. Arizona, 11/11
Career: 33, vs. Arizona, 11/11/16

// Points

Season: 9, vs. Arizona, 11/11
Career: 17 at Northwestern, 1/28/16

// Rebounds

Season: 1, vs. Arizona, 11/11
Career: 3 vs. UAPB, 11/20/15

// Assists

Season: 2, vs. Arizona, 11/11
Career: 5 (2x), Last vs. Illinois, 1/7/16

// Field Goals

Season: 3, vs. Arizona, 11/11
Career: 6 at Northwestern, 1/28/16

// Field Goal Attempts

Season: 9, vs. Arizona, 11/11
Career: 10 (2x), Last at Purdue, 2/9/16

// 3-Point Field Goals

Season: 3, vs. Arizona, 11/11
Career: 5 at Northwestern, 1/28/16

// 3-Point FG Attempts

Season: 8, vs. Arizona, 11/11
Career: 8 (2x), MR vs. Arizona, 11/11/16

// Free Throws

Season:
Career: 4 vs. Rutgers, 1/31/16

// Free Throw Attempts

Season:
Career: 4 vs. Rutgers, 1/31/16

// Steals

Season: 1, vs. Arizona, 11/11
Career: 3 vs. Providence, 11/29/15

// Blocks

Season:
Career: 2 (2x), Last vs. Boston College, 11/26/15

GAME-BY-GAME

Opponent	Date	gs	min	Total fg-fga	pct	3-Pointers 3fg-fga	pct	Free throws ft-fa	pct	Rebounds off def tot avg	pf	a	t/o	blk	stl	pts	avg
vs Arizona	11/11/16	*	33	3-9	.333	3-8	.375	0-0	.000	0 1 1 1.0	3	2	1	0	1	9	9.0
Totals		1	33	3-9	.333	3-8	.375	0-0	.000	0 1 1 1.0	3	2	1	0	1	9	9.0

Miscellaneous Stats (MSU's Record)

	Season	Career
Double-Figure Scoring	0 (0-0)	3 (3-0)
Double-Figure Rebounding	0 (0-0)	0 (0-0)
Double-Figure Assists	0 (0-0)	0 (0-0)
Double-Doubles	0 (0-0)	0 (0-0)
Led MSU in Scoring	0 (0-0)	0 (0-0)
Led MSU in Rebounding	0 (0-0)	0 (0-0)
Led MSU in Assists	0 (0-0)	0 (0-0)
20+ Point Games	0 (0-0)	0 (0-0)
30+ Point Games	0 (0-0)	0 (0-0)

McQuaid Career Snapshot

Year	GP/GS	Min./Avg	FG-FGA	FG%	3FG-FGA	3FG%	FT-FTA	FT%	OFF-DEF	REB	AVG	PF/D	A	TO	BL	ST	PTS	AVG
15-16	35/1	553/15.8	44-113	.389	27-66	.409	8-11	.727	10-19	29	0.8	59/0	57	27	10	13	123	3.5
16-17	1/1	33/33.0	3-9	.333	3-8	.375	0-0	.000	0-1	1	1.0	3/0	2	1	0	1	9	9.0
TOTAL	36/2	586/16.3	47-122	.385	30-74	.405	8-11	.727	10-20	30	0.8	62/0	59	28	10	14	132	3.7



MILES BRIDGES

Freshman • Guard/Forward • 6-7 • 230

Flint, Mich. • Huntington Prep

Get To Know Miles

Latest "Flint-stone" to play at MSU, joining the likes of Mateen Cleaves, Morris Peterson, Charlie Bell and Antonio Smith - says he wants to show the toughness of Flint on the court // Team-best max vertical of 42 3/4 inches // Izzo calls him a "blue-collar superstar."



22



Last Time Out



Points	Rebounds	Assists	Minutes
21	7	2	37

// Minutes

Season: 37, vs. Arizona 11/11

// Points

Season: 21, vs. Arizona 11/11

// Rebounds

Season: 7, vs. Arizona 11/11

// Assists

Season: 2, vs. Arizona 11/11

// Field Goals

Season: 9, vs. Arizona 11/11

// Field Goal Attempts

Season: 19, vs. Arizona 11/11

// 3-Point Field Goals

Season: 1, vs. Arizona 11/11

// 3-Point FG Attempts

Season: 6, vs. Arizona 11/11

// Free Throws

Season: 2, vs. Arizona 11/11

// Free Throw Attempts

Season: 2, vs. Arizona 11/11

// Steals

Season: 1, vs. Arizona 11/11

// Blocks

Season:

Season Avg.

Points	Rebounds	Assists	Minutes
21.0	7.0	2.0	37.0

// His 21 points vs. Arizona were the second most ever by a freshman in his MSU debut, trailing only Jay Vincent's 25 in 1977. His seven boards were tied for the seventh most by a freshman in his first game, joining Branden Dawson (2011), Adreian Payne (2010) and Charlie Bell (1997).

// Averaged 26.5 points, 7.5 rebounds and 4.0 blocks in MSU's two exhibition games

// Named to the Naismith Trophy Men's College Player of the Year and Karl Malone Power Forward of the Year Preseason Watch List

// Preseason First Team All-American as selected by The Sporting News

// Named the Big Ten's Most Entertaining Player by Lindy's Sports Annals and the Big Ten's Top Newcomer by Athlon Sports

// 2016 McDonald's All-American, totaling eight points, three rebounds, three assists and two steals for the East

// 2016 Jordan Brand Classic All-American, totaling 17 points, four rebounds, three assists and two steals

// Averaged 25 points, 10 rebounds, five assists and two steals as a senior at Huntington Prep, playing for Coach Arkell Bruce, leading his team to a 25-11 record

// First-Team Naismith All-American and All-USA TODAY Sports West Virginia Player of the Year

GAME-BY-GAME

Opponent	Date	gs	min	Total		3-Pointers		Free throws		Rebounds				pf	a	t/o	blk	stl	pts	avg
				fg-fga	pct	3fg-fga	pct	ft-fa	pct	off	def	tot	avg							
vs Arizona	11/11/16	*	37	9-19	.474	1-6	.167	2-2	1.000	3	4	7	7.0	2	2	4	0	1	21	21.0
Totals		1	37	9-19	.474	1-6	.167	2-2	1.000	3	4	7	7.0	2	2	4	0	1	21	21.0

Miscellaneous Stats (MSU's Record)

	Season
Double-Figure Scoring	1 (0-1)
Double-Figure Rebounding	0 (0-0)
Double-Figure Assists	0 (0-0)
Double-Doubles	0 (0-0)
Led MSU in Scoring	1 (0-1)
Led MSU in Rebounding	0 (0-0)
Led MSU in Assists	0 (0-0)
20+ Point Games	1 (0-1)
30+ Point Games	0 (0-0)

Bridges Career Snapshot

Year	GP/GS	Min./Avg	FG-FGA	FG%	3FG-FGA	3FG%	FT-FTA	FT%	OFF-DEF	REB	AVG	PF/D	A	TO	BL	ST	PTS	AVG
16-17	1/1	37/37.0	9-19	.474	1-6	.167	2-2	1.000	3-4	7	7.0	2/0	2	4	0	1	21	21.0
TOTAL	1/1	37/37.0	9-19	.474	1-6	.167	2-2	1.000	3-4	7	7.0	2/0	2	4	0	1	21	21.0

KENNY GOINS

R-Sophomore • Forward • 6-6 • 230

Troy, Mich. • Warren Mott




25



Get To Know Kenny

Awarded a scholarship in the summer of 2015 // Grew up a huge MSU fan, tailgating at football games since age 6, and attended the 2014 Rose Bowl where MSU defeated Stanford during his senior year in high school.

Last Time Out

	Points	Rebounds	Assists	Minutes
	4	8	0	26

Season Avg.

Points	Rebounds	Assists	Minutes
4.0	8.0	0.0	26.0

// Minutes

Season: 26, vs. Arizona, 11/11
Career: 26 vs. Oakland, 12/22/15

// Points

Season: 4, vs. Arizona, 11/11
Career: 9 at Purdue, 2/9/16

// Rebounds

Season: 8, vs. Arizona, 11/11
Career: 13 vs. Louisville, 12/2/15

// Assists

Season:
Career: 3 (2x), Last vs. Rutgers, 1/31/16

// Field Goals

Season: 2, vs. Arizona, 11/11
Career: 3 (2x), Last at Iowa, 12/29/15

// Field Goal Attempts

Season: 2, vs. Arizona, 11/11
Career: 4 vs. Maryland, 1/23/16

// 3-Point Field Goals

Season:
Career:

// 3-Point FG Attempts

Season:
Career:

// Free Throws

Season:
Career: 5 at Purdue, 2/9/16

// Free Throw Attempts

Season:
Career: 6 at Purdue, 2/9/16

// Steals

Season:
Career: 1 (4x), Last at Michigan, 2/6/16

```
// Blocks
```

Season:
Career: 2 at Northeastern, 12/19/15

Miscellaneous Stats (MSU's Record)

	Season	Career
Double-Figure Scoring	0 (0-0)	0 (0-0)
Double-Figure Rebounding	0 (0-0)	1 (1-0)
Double-Figure Assists	0 (0-0)	0 (0-0)
Double-Doubles	0 (0-0)	0 (0-0)
Led MSU in Scoring	0 (0-0)	0 (0-0)
Led MSU in Rebounding	1 (0-1)	4 (3-1)
Led MSU in Assists	0 (0-0)	0 (0-0)
20+ Point Games	0 (0-0)	0 (0-0)
30+ Point Games	0 (0-0)	0 (0-0)

Goins Career Snapshot

Year	GP/GS	Min./Avg	FG-FGA	FG%	3FG-FGA	3FG%	FT-FTA	FT%	OFF-DEF	REB	AVG	PF/D	A	TO	BL	ST	PTS	AVG
15-16	26/0	266/10.2	20-29	.690	0-0	.000	12-21	.571	24-51	75	2.9	32/1	20	15	11	4	52	2.0
16-17	1/1	26/26.0	2-2	1.000	0-0	.000	0-0	.000	3-5	8	8.0	3/0	0	2	0	0	4	4.0
TOTAL	27/1	292/10.8	22-31	.710	0-0	.000	12-21	.571	27-56	83	3.1	35/1	20	17	11	4	56	2.1



GAVIN SCHILLING

Senior • Forward • 6-9 • 240

Chicago, Ill. • Findlay Prep

Get To Know Gavin

Speaks three languages fluently - English, German and French // Prep teammate of Alvin Ellis III as a junior at Chicago De La Salle in 2011-12



34



Last Time Out



Points	Rebounds	Assists	Minutes
--	--	--	--

// Minutes

Season:
Career: 32 at Notre Dame, 12/3/14

// Points

Season:
Career: 14 vs. Santa Clara, 11/24/14

// Rebounds

Season:
Career: 11 vs. Santa Clara, 11/24/14

// Assists

Season:
Career: 4 at Purdue, 2/9/16

// Field Goals

Season:
Career: 6 vs. Santa Clara, 11/24/14

// Field Goal Attempts

Season:
Career: 10 vs. Northwestern, 1/11/15

// 3-Point Field Goals

Season:
Career:

// 3-Point FG Attempts

Season:
Career:

// Free Throws

Season:
Career: 4 (3x), Last vs. Nebraska, 1/20/16

// Free Throw Attempts

Season:
Career: 6 (3x), Last vs. Penn State, 2/28/16

// Steals

Season:
Career: 3 vs. Wisconsin, 2/18/16

// Blocks

Season:
Career: 3 vs. Marquette, 11/28/14

Miscellaneous Stats (MSU's Record)

	Season	Career
Double-Figure Scoring	0 (0-0)	8 (8-0)
Double-Figure Rebounding	0 (0-0)	2 (2-0)
Double-Figure Assists	0 (0-0)	0 (0-0)
Double-Doubles	0 (0-0)	2 (2-0)
Led MSU in Scoring	0 (0-0)	0 (0-0)
Led MSU in Rebounding	0 (0-0)	4 (3-1)
Led MSU in Assists	0 (0-0)	0 (0-0)
20+ Point Games	0 (0-0)	0 (0-0)
30+ Point Games	0 (0-0)	0 (0-0)

Season Avg.

*2015-16 Stats

Points	Rebounds	Assists	Minutes
3.8	3.1	0.6	12.5

// Appeared in 24 games in 2015-16, starting four, averaging 3.8 points and 3.1 rebounds

// Missed the first 11 games of the season due to a turf-toe injury suffered in exhibition play

// Started four straight games in Big Ten play (1/2-1/14), averaging 8.3 points and 4.3 rebounds while shooting .737 (14-19) from the field

// Scored a season-high 13 points in a start at Penn State (1/10), adding seven rebounds against the Nittany Lions

// Grabbed a season-high eight rebounds at Rutgers (1/31)

// Played a season-high 20 minutes against Wisconsin (2/18), totaling six points and five rebounds

Schilling Career Snapshot

Year	GP/GS	Min./Avg	FG-FGA	FG%	3FG-FGA	3FG%	FT-FTA	FT%	OFF-DEF	REB	AVG	PF/D	A	TO	BL	ST	PTS	AVG
13-14	37/1	238/6.4	21-38	.553	0-0	.000	11-21	.524	28-31	59	1.6	50/1	9	20	8	0	53	1.4
14-15	39/33	659/16.9	82-141	.582	0-0	.000	35-73	.479	66-84	150	3.8	115/4	15	33	25	7	199	5.1
15-16	24/4	301/12.5	33-66	.500	0-0	.000	24-39	.615	25-50	75	3.1	43/1	15	21	8	8	90	3.8
TOTAL	100/38	1198/12.0	136-245	.555	0-0	.000	70-133	.526	119-165	284	2.8	208/6	39	74	41	15	342	3.4



GREG ROY

Junior • Guard • 6-3 • 210

Fort Worth, Texas • North Crowley

Get To Know Greg

Grew up loving to skateboard until his feet got too big, so he started playing basketball // Lived in seven different states (MD, SC, GA, CO, WA, TX, MI)



40



Last Time Out



Points	Rebounds	Assists	Minutes
--	--	--	--

Season Avg.
*2015-16 Stats

Points	Rebounds	Assists	Minutes
0.0	0.0	0.0	1.0

// Minutes

Season:

Career: 2, vs. Rutgers (1/31/16)

// Points

Season:

Career:

// Rebounds

Season:

Career:

// Assists

Season:

Career:

// Field Goals

Season:

Career:

// Field Goal Attempts

Season:

Career: 1, vs. Rutgers (1/31)

// 3-Point Field Goals

Season:

Career: 1, vs. Rutgers (1/31)

// 3-Point FG Attempts

Season:

Career:

// Free Throws

Season:

Career:

// Free Throw Attempts

Season:

Career:

// Steals

Season:

Career:

// Blocks

Season:

Career:

Miscellaneous Stats (MSU's Record)

	Season	Career
Double-Figure Scoring	0 (0-0)	0 (0-0)
Double-Figure Rebounding	0 (0-0)	0 (0-0)
Double-Figure Assists	0 (0-0)	0 (0-0)
Double-Doubles	0 (0-0)	0 (0-0)
Led MSU in Scoring	0 (0-0)	0 (0-0)
Led MSU in Rebounding	0 (0-0)	0 (0-0)
Led MSU in Assists	0 (0-0)	0 (0-0)
20+ Point Games	0 (0-0)	0 (0-0)
30+ Point Games	0 (0-0)	0 (0-0)

// Joined the Spartans following walk-on tryouts in fall 2015

// Appeared in three games last season against Illinois (1/7), Rutgers (1/31) and Indiana (2/14)

// Played in 16 games for Adrian College in 2014-15, averaging 1.6 points and 1.1 rebounds in 7.1 minutes per game

// Averaged 13 points and six rebounds as a prep senior at North Crowley High School

Roy Career Snapshot

Year	GP/GS	Min./Avg	FG-FGA	FG%	3FG-FGA	3FG%	FT-FTA	FT%	OFF-DEF	REB	AVG	PF/D	A	TO	BL	ST	PTS	AVG
15-16	3/0	3/1.0	0-1	.000	0-1	.000	0-0	.000	0-0	0	0.0	0/0	0	1	0	0	0	0.0
TOTAL	3/0	3/1.0	0-1	.000	0-1	.000	0-0	.000	0-0	0	0.0	0/0	0	1	0	0	0	0.0

CONNER GEORGE

R-Freshman • Guard • 6-3 • 200

Okemos, Mich. • Okemos

Get To Know Conner

Mother Kathy is head coach of the Michigan State volleyball team, which is currently ranked in the Top 15 in the nation.



41



Last Time Out



Points	Rebounds	Assists	Minutes
--	--	--	--

// Minutes
Season:

// Points
Season:

// Rebounds
Season:

// Assists
Season:

// Field Goals
Season:

// Field Goal Attempts
Season:

// 3-Point Field Goals
Season:

// 3-Point FG Attempts
Season:

// Free Throws
Season:

// Free Throw Attempts
Season:

// Steals
Season:

// Blocks
Season:

Season Avg.

Points	Rebounds	Assists	Minutes
--	--	--	--

// Joined the Spartans as a walk-on for the 2015-16 season

// 2015 Lansing State Journal Dream Team honoree

// Averaged 23 points and 10.6 rebounds as a senior, shooting 48 percent from the field and 83 percent from the foul line

// 2015 Class A All-State honoree as selected by the Basketball Coaches Association of Michigan

Miscellaneous Stats (MSU's Record)

	Season
Double-Figure Scoring	0 (0-0)
Double-Figure Rebounding	0 (0-0)
Double-Figure Assists	0 (0-0)
Double-Doubles	0 (0-0)
Led MSU in Scoring	0 (0-0)
Led MSU in Rebounding	0 (0-0)
Led MSU in Assists	0 (0-0)
20+ Point Games	0 (0-0)
30+ Point Games	0 (0-0)

George Career Snapshot



NICK WARD

Freshman • Forward • 6-8 • 250

Gahanna, Ohio • Lincoln

Get To Know Nick

Team-best wing span of 7' 3" // Has lost more than 25 pounds since arriving on the Michigan State campus in June // Coach Izzo calls him a poor man's Zach Randolph.



44



Last Time Out



Points	Rebounds	Assists	Minutes
9	4	0	14

// Minutes

Season: 14, vs. Arizona, 11/11

// Points

Season: 9, vs. Arizona, 11/11

// Rebounds

Season: 4, vs. Arizona, 11/11

// Assists

Season:

// Field Goals

Season: 3, vs. Arizona, 11/11

// Field Goal Attempts

Season: 8, vs. Arizona, 11/11

// 3-Point Field Goals

Season:

// 3-Point FG Attempts

Season:

// Free Throws

Season: 3, vs. Arizona, 11/11

// Free Throw Attempts

Season: 5, vs. Arizona, 11/11

// Steals

Season: 1, vs. Arizona, 11/11

// Blocks

Season: 1, vs. Arizona, 11/11

Season Avg.

Points	Rebounds	Assists	Minutes
9.0	4.0	0.0	14.0

// Scored nine points in 14 minutes to go along with four boards in his collegiate debut vs. Arizona (11/11)

// Averaged 21.0 points and 8.5 rebounds as a senior, playing for Coach Tony Staib at Gahanna Lincoln High School and shot 64 percent from the field

// 2016 Associated Press Division I All-Ohio honoree

// Led Gahanna Lincoln to a 25-3 record and an appearance in the regional finals

// Ohio Division I-II North-South All-Star Game MVP, totaling 31 points and eight rebounds

// 2016 Ohio-Kentucky All-Star

GAME-BY-GAME

Opponent	Date	gs	min	Total		3-Pointers		Free throws		Rebounds				pf	a	t/o	blk	stl	pts	avg
				fg-fga	pct	3fg-fga	pct	ft-fga	pct	off	def	tot	avg							
vs Arizona	11/11/16	14		3-8	.375	0-0	.000	3-5	.600	3	1	4	4.0	1	0	0	1	1	9	9.0
Totals		0	14	3-8	.375	0-0	.000	3-5	.600	3	1	4	4.0	1	0	0	1	1	9	9.0

Miscellaneous Stats (MSU's Record)

	Season
Double-Figure Scoring	0 (0-0)
Double-Figure Rebounding	0 (0-0)
Double-Figure Assists	0 (0-0)
Double-Doubles	0 (0-0)
Led MSU in Scoring	0 (0-0)
Led MSU in Rebounding	0 (0-0)
Led MSU in Assists	0 (0-0)
20+ Point Games	0 (0-0)
30+ Point Games	0 (0-0)

Ward Career Snapshot

Year	GP/GS	Min./Avg	FG-FGA	FG%	3FG-FGA	3FG%	FT-FTA	FT%	OFF-DEF	REB	AVG	PF/D	A	TO	BL	ST	PTS	AVG
16-17	1/0	14/14.0	3-8	.375	0-0	.000	3-5	.600	3-1	4	4.0	1/0	0	0	1	1	9	9.0
TOTAL	1/0	14/14.0	3-8	.375	0-0	.000	3-5	.600	3-1	4	4.0	1/0	0	0	1	1	9	9.0



#12/9 Michigan State 63
#10/11 Arizona 65
Armed Forces Classic

1

Nov. 11, 2016 // Honolulu, Hawaii // Stan Sheriff Center



#13/13 Michigan State
#2/2 Kentucky
Champions Classic

2

Nov. 15, 2016 // New York, N.Y. // Madison Square Garden



#13/13 Michigan State
Miss. Valley State
Home Opener

3

Nov. 18, 2016 // East Lansing, Mich. // Breslin Center

// Key Stat //

Freshman Debut

Miles Bridges led all scorers with 21 points on 9-for-19 shooting. The 21 points were the second most ever by a freshman in his MSU debut, trailing only Jay Vincent's 25 in 1977. His seven boards were tied for the seventh most by a freshman in his first game, joining Branden Dawson (2011), Adreian Payne (2010) and Charlie Bell (1997).

// Quotable //

"I think there are a lot of things to build on. We competed. I told our guys before, and this is what I think it came down to: You have to play hard enough and be tough enough, but you have to play smart enough. I think we did two out of the three."

-MSU coach Tom Izzo

// Key Moment //

The Spartans tied the game up at 63-63 on a Tum Tum Nairn Jr. three pointer with 7.0 seconds left. After the Wildcats called a timeout, Kadeem Allen drove the length of the court and hit the game-winning layup with 1.9 seconds remaining.

// Notes //

MSU started the game on a 9-0 run, seven of which came from Bridges to force an Arizona timeout. MSU eventually took a 17-2 lead before a 23-4 run by Arizona gave the Wildcats a 25-21 lead ... All four of Michigan State's freshmen were on the floor together as early as the 16:25 mark in the first half. The group combined for 35 of MSU's 63 points ... Arizona took its biggest lead of the game at 43-34 before the Spartans went on a 17-3 run to take a 51-46 advantage and their first lead since 21-20 in the first half ... Bridges went 5-for-8 from the floor in the second half, including three of his four dunks on the game ... Nairn's three with 7.0 seconds left was his first make from distance since Nov. 27, 2015 vs. Boise State ... The Spartans held Arizona to 38.5% (20-52) shooting from the floor and 35.7% (5-14) from three ... MSU tallied 15 assists on 25 made shots, led by Nairn Jr.'s four. Cassius Winston and Alvin Ellis each added three helpers.

Official Basketball Box Score -- Game Totals -- Final Statistics

Michigan State vs Arizona

11/11/16 2:00 p.m. at Stan Sheriff Center, Honolulu, HI

Michigan State 63 • 0-1

#	Player	Total			3-Ptr			Rebounds			PF	TP	A	TO	Bk	Stl	Min
		FG	FGA	FT	FGA	FT	FTA	Off	Def	Total							
11	Nairn Jr., Lourawls	2-3	1-2	0-1	0	3	3	3	5	4	4	0	1	30			
14	Harris, Eron	3-8	1-4	0-1	0	2	2	3	7	0	4	0	0	20			
20	McQuaid, Matt	3-9	3-8	0-0	0	1	1	3	9	2	1	0	1	33			
22	Bridges, Miles	9-19	1-6	2-2	3	4	7	2	21	2	4	0	1	37			
25	Goins, Kenny	2-2	0-0	0-0	3	5	8	3	4	0	2	0	0	26			
00	Adreian, Kyle	0-0	0-0	0-0	0	0	0	0	0	0	0	0	0	4			
01	Langford, Joshua	2-4	1-1	0-0	0	0	0	3	5	1	0	0	0	12			
03	Ellis III, Alvin	1-3	1-3	0-0	0	2	2	2	3	3	0	0	0	13			
05	Winston, Cassius	0-2	0-1	0-0	1	0	1	3	0	3	2	0	0	10			
30	Van Dyk, Matt	0-0	0-0	0-0	0	0	0	0	0	0	0	0	0	1			
44	Ward, Nick	3-8	0-0	3-5	3	1	4	1	9	0	0	1	1	14			
Team																	
Totals		25-58	8-25	5-9	12	22	34	23	63	15	18	1	4	200			

FG % 1st Half: 12-30 40.0% 2nd Half: 13-28 46.4% Game: 25-58 43.1%
3FG % 1st Half: 3-12 25.0% 2nd Half: 5-13 38.5% Game: 8-25 32.0%
FT % 1st Half: 3-6 50.0% 2nd Half: 2-3 66.7% Game: 5-9 55.6%

Arizona 65 • 1-0

#	Player	Total			3-Ptr			Rebounds			PF	TP	A	TO	Bk	Stl	Min
		FG	FGA	FT	FGA	FT	FTA	Off	Def	Total							
00	Jackson-Cartwright	4-11	1-6	0-0	0	3	3	3	9	3	2	1	3	33			
01	Alkins, Rawlie	1-4	0-1	1-2	1	1	2	2	3	2	2	0	1	26			
03	Allen, Kadeem	3-11	0-1	4-4	0	2	2	3	10	0	2	1	3	28			
10	Markkanen, Lauri	4-9	2-3	3-4	1	5	6	2	13	0	1	0	1	34			
14	Ristic, Dusan	1-6	0-0	0-0	1	2	2	0	1	0	1	0	1	18			
02	Simmons, Kobi	4-7	2-3	8-10	0	0	0	3	18	1	1	0	0	26			
21	Comanche, Chance	3-3	0-0	2-3	2	2	4	4	8	0	3	0	1	18			
25	Pinder, Keanu	0-1	0-0	2-4	2	4	6	1	2	1	2	0	2	17			
Team																	
Totals		20-52	5-14	10-27	12	22	34	20	65	7	14	2	12	200			

FG % 1st Half: 9-24 37.5% 2nd Half: 11-28 39.3% Game: 20-52 38.5%
3FG % 1st Half: 5-11 45.5% 2nd Half: 0-1 0.0% Game: 5-14 35.7%
FT % 1st Half: 11-15 73.3% 2nd Half: 9-12 75.0% Game: 20-27 74.1%

Officials: Randy McCall, Bo Boroski, Eric Curry

Technical Fouls: Michigan State-Bridges, Miles, Arizona-Jackson-Cartwright.

Attendance: 9475

State Farm Armed Forces Classic

Score by periods		1st	2nd	Total
Michigan State		30	33	63
Arizona		34	31	65

Last FG - MSU 2nd-00:09, ARIZ 2nd-00:02.
Largest lead - MSU by 15 1st-14:07, ARIZ by 9 2nd-16:17.
MSU led for 22:32, ARIZ led for 13:16. Game was tied for 04:05.

Points		In	Off	2nd	Fast	Bench
Paint		Paint	T/O	Chance	Break	
MSU		30	12	15	4	17
ARIZ		26	10	6	28	

Score tied - 4 times.
Lead changed - 7 times.



2016-17 SEASON STATISTICS

	Overall	Home	Away	Neutral
All Games	0-1	0-0	0-0	0-1
Conference	0-0	0-0	0-0	0-0
Non-Conference	0-1	0-0	0-0	0-1

INDIVIDUAL STATISTICS

#	Player	gp-gs	min	avg	Total		3-Point		F-Throw		Rebounds				pf	dq	a	to	blk	stl	pts	avg
					fg-fga	fg%	3fg-fga	3fg%	ft-fa	ft%	off	def	tot	avg								
22	Bridges, Miles	1-1	37	37.0	9-19	.474	1-6	.167	2-2	1.000	3	4	7	7.0	2	0	2	4	0	1	21	21.0
20	McQuaid, Matt	1-1	33	33.0	3-9	.333	3-8	.375	0-0	.000	0	1	1	1.0	3	0	2	1	0	1	9	9.0
44	Ward, Nick	1-0	14	14.0	3-8	.375	0-0	.000	3-5	.600	3	1	4	4.0	1	0	0	0	1	1	9	9.0
14	Harris, Eron	1-1	20	20.0	3-8	.375	1-4	.250	0-1	.000	0	2	2	2.0	3	0	0	4	0	0	7	7.0
11	Nairn Jr., Lourawls	1-1	30	30.0	2-3	.667	1-2	.500	0-1	.000	0	3	3	3.0	3	0	4	4	0	1	5	5.0
01	Langford, Joshua	1-0	12	12.0	2-4	.500	1-1	1.000	0-0	.000	0	0	0	0.0	3	0	1	0	0	0	5	5.0
25	Goins, Kenny	1-1	26	26.0	2-2	1.000	0-0	.000	0-0	.000	3	5	8	8.0	3	0	0	2	0	0	4	4.0
03	Ellis III, Alvin	1-0	13	13.0	1-3	.333	1-3	.333	0-0	.000	0	2	2	2.0	2	0	3	0	0	0	3	3.0
30	Van Dyk, Matt	1-0	1	1.0	0-0	.000	0-0	.000	0-0	.000	0	0	0	0.0	0	0	0	0	0	0	0	0.0
05	Winston, Cassius	1-0	10	10.0	0-2	.000	0-1	.000	0-0	.000	1	0	1	1.0	3	0	3	2	0	0	0	0.0
00	Ahrens, Kyle	1-0	4	4.0	0-0	.000	0-0	.000	0-0	.000	0	0	0	0.0	0	0	0	0	0	0	0	0.0
Team											2	4	6					1				
Total.....		1	200		25-58	.431	8-25	.320	5-9	.556	12	22	34	34.0	23	0	15	18	1	4	63	63.0
Opponents.....		1	200		20-52	.385	5-14	.357	20-27	.741	12	22	34	34.0	20	-	7	14	2	12	65	65.0

TEAM STATISTICS

TEAM STATISTICS	MSU	OPP
SCORING	63	65
Points per game	63.0	65.0
Scoring margin	-2.0	-
FIELD GOALS-ATT	25-58	20-52
Field goal pct	.431	.385
3 POINT FG-ATT	8-25	5-14
3-point FG pct	.320	.357
3-pt FG made per game	8.0	5.0
FREE THROWS-ATT	5-9	20-27
Free throw pct	.556	.741
F-Throws made per game	5.0	20.0
REBOUNDS	34	34
Rebounds per game	34.0	34.0
Rebounding margin	+0.0	-
ASSISTS	15	7
Assists per game	15.0	7.0
TURNOVERS	18	14
Turnovers per game	18.0	14.0
Turnover margin	-4.0	-
Assist/turnover ratio	0.8	0.5
STEALS	4	12
Steals per game	4.0	12.0
BLOCKS	1	2
Blocks per game	1.0	2.0
ATTENDANCE	0	9475
Home games-Avg/Game	0-0	0-0
Neutral site-Avg/Game	-	1-9475

Score by Periods	1st	2nd	Totals
Michigan State	30	33	63
Opponents	34	31	65

RESULTS

Date	Opponent	Score	Att.
11/11/16	vs Arizona	L 63-65	9475

* - Conference game

GAME-BY-GAME MSU STARTING LINEUPS

Opponent	Guard	Guard	Guard	Forward	Forward	Record w/
vs. Arizona	Nairn Jr.	Harris	McQuaid	Bridges	Goins	0-1
vs. Kentucky						
MISSISSIPPI VALLEY STATE						
FLORIDA GULF COAST						
vs. St. John's						
vs. Baylor/VCU						
vs. Louisville/LSU/ODU/Wichita State						
at Duke						
ORAL ROBERTS						
YOUNGSTOWN STATE						
TENNESSEE TECH						
NORTHEASTERN						
OAKLAND						
at Minnesota						
NORTHWESTERN						
RUTGERS						
vs. Penn State						
MINNESOTA						
at Ohio State						
at Indiana						
PURDUE						
MICHIGAN						
at Nebraska						
at Michigan						
IOWA						
OHIO STATE						
at Purdue						
NEBRASKA						
WISCONSIN						
at Illinois						
at Maryland						

GAME-BY-GAME INFO

Opponent	Points Leader	Rebounds Leader	Assists Leader	Attendance	FG%
vs. Arizona	Bridges (21)	Goins (8)	Nairn Jr. (4)	9,475	43.5%
vs. Kentucky					
MISSISSIPPI VALLEY STATE					
FLORIDA GULF COAST					
vs. St. John's					
vs. Baylor/VCU					
vs. Louisville/LSU/ODU/Wichita State					
at Duke					
ORAL ROBERTS					
YOUNGSTOWN STATE					
TENNESSEE TECH					
NORTHEASTERN					
OAKLAND					
at Minnesota					
NORTHWESTERN					
RUTGERS					
vs. Penn State					
MINNESOTA					
at Ohio State					
at Indiana					
PURDUE					
MICHIGAN					
at Nebraska					
at Michigan					
IOWA					
OHIO STATE					
at Purdue					
NEBRASKA					
WISCONSIN					
at Illinois					
at Maryland					

GM 2 // KENTUCKY

GAME-BY-GAME MSU FIRSTS

Opponent	Points	How	Time	Sub	Time
vs. Arizona	Harris	Jumper	19:24	Ward	17:08
vs. Kentucky					
MISSISSIPPI VALLEY STATE					
FLORIDA GULF COAST					
vs. St. John's					
vs. Baylor/VCU					
vs. Louisville/LSU/ODU/Wichita State					
at Duke					
ORAL ROBERTS					
YOUNGSTOWN STATE					
TENNESSEE TECH					
NORTHEASTERN					
OAKLAND					
at Minnesota					
NORTHWESTERN					
RUTGERS					
vs. Penn State					
MINNESOTA					
at Ohio State					
at Indiana					
PURDUE					
MICHIGAN					
at Nebraska					
at Michigan					
IOWA					
OHIO STATE					
at Purdue					
NEBRASKA					
WISCONSIN					
at Illinois					
at Maryland					

MSU INDIVIDUAL GAME HIGHS

POINTS	21	Bridges, Miles-Michigan State vs Arizona (11/11/16)
	9	Ward, Nick-Michigan State vs Arizona (11/11/16)
	9	McQuaid, Matt-Michigan State vs Arizona (11/11/16)
	7	Harris, Eron-Michigan State vs Arizona (11/11/16)
	5	Nairn Jr., Lourawls-Michigan State vs Arizona (11/11/16)
	5	Langford, Joshua-Michigan State vs Arizona (11/11/16)
FIELD GOALS MADE	9	Bridges, Miles-Michigan State vs Arizona (11/11/16)
	3	Ward, Nick-Michigan State vs Arizona (11/11/16)
	3	Harris, Eron-Michigan State vs Arizona (11/11/16)
	3	McQuaid, Matt-Michigan State vs Arizona (11/11/16)
FIELD GOAL ATT	19	Bridges, Miles-Michigan State vs Arizona (11/11/16)
	9	McQuaid, Matt-Michigan State vs Arizona (11/11/16)
FG PCT (min 1 made)	1.000 (2-2)	Goins, Kenny vs Arizona (11/11/16)
	.667 (2-3)	Nairn Jr., Lourawls vs Arizona (11/11/16)
3 PT FG MADE	3	McQuaid, Matt-Michigan State vs Arizona (11/11/16)
	1	Bridges, Miles-Michigan State vs Arizona (11/11/16)
	1	Langford, Joshua-Michigan State vs Arizona (11/11/16)
	1	Ellis III, Alvin-Michigan State vs Arizona (11/11/16)
	1	Harris, Eron-Michigan State vs Arizona (11/11/16)
3 PT FG ATTEMPTS	8	Nairn Jr., Lourawls-Michigan State vs Arizona (11/11/16)
	6	McQuaid, Matt-Michigan State vs Arizona (11/11/16)
3-PT FG PCT (min 1 made)	1.000 (1-1)	Bridges, Miles-Michigan State vs Arizona (11/11/16)
	.500 (1-2)	Langford, Joshua vs Arizona (11/11/16)
FREE THROWS MADE	3	Nairn Jr., Lourawls vs Arizona (11/11/16)
	2	Ward, Nick-Michigan State vs Arizona (11/11/16)
FREE THROW ATT	5	Bridges, Miles-Michigan State vs Arizona (11/11/16)
	2	Ward, Nick-Michigan State vs Arizona (11/11/16)
FT PCT (min 1 made)	1.000 (2-2)	Bridges, Miles vs Arizona (11/11/16)
	.600 (3-5)	Ward, Nick vs Arizona (11/11/16)
REBOUNDS	8	Goins, Kenny-Michigan State vs Arizona (11/11/16)
	7	Bridges, Miles-Michigan State vs Arizona (11/11/16)
ASSISTS	4	Nairn Jr., Lourawls-Michigan State vs Arizona (11/11/16)
	3	Winston, Cassius-Michigan State vs Arizona (11/11/16)
	3	Ellis III, Alvin-Michigan State vs Arizona (11/11/16)
STEALS	1	Bridges, Miles-Michigan State vs Arizona (11/11/16)
	1	Ward, Nick-Michigan State vs Arizona (11/11/16)
	1	Nairn Jr., Lourawls-Michigan State vs Arizona (11/11/16)
	1	McQuaid, Matt-Michigan State vs Arizona (11/11/16)
BLOCKED SHOTS	1	Ward, Nick-Michigan State vs Arizona (11/11/16)
TURNOVERS	4	Bridges, Miles-Michigan State vs Arizona (11/11/16)
	4	Harris, Eron-Michigan State vs Arizona (11/11/16)
	4	Nairn Jr., Lourawls-Michigan State vs Arizona (11/11/16)
FOULS	3	Langford, Joshua-Michigan State vs Arizona (11/11/16)
	3	Harris, Eron-Michigan State vs Arizona (11/11/16)
	3	Nairn Jr., Lourawls-Michigan State vs Arizona (11/11/16)
	3	Winston, Cassius-Michigan State vs Arizona (11/11/16)
	3	Goins, Kenny-Michigan State vs Arizona (11/11/16)
	3	McQuaid, Matt-Michigan State vs Arizona (11/11/16)

OPPONENT GAME HIGHS

POINTS	18	Simmons, Kobi-Arizona vs Michigan State (11/11/16)
	13	Markkanen, Lauri-Arizona vs Michigan State (11/11/16)
	10	Allen, Kadeem-Arizona vs Michigan State (11/11/16)
	9	Jackson-Cartwright-Arizona vs Michigan State (11/11/16)
	8	Comanche, Chance-Arizona vs Michigan State (11/11/16)
FIELD GOALS MADE	4	Jackson-Cartwright-Arizona vs Michigan State (11/11/16)
	4	Simmons, Kobi-Arizona vs Michigan State (11/11/16)
	4	Markkanen, Lauri-Arizona vs Michigan State (11/11/16)
FIELD GOAL ATT	11	Jackson-Cartwright-Arizona vs Michigan State (11/11/16)
	11	Allen, Kadeem-Arizona vs Michigan State (11/11/16)
FG PCT (min 1 made)	1.000 (3-3)	Comanche, Chance vs Michigan State (11/11/16)
	.571 (4-7)	Simmons, Kobi vs Michigan State (11/11/16)
3 PT FG MADE	2	Markkanen, Lauri-Arizona vs Michigan State (11/11/16)
	2	Simmons, Kobi-Arizona vs Michigan State (11/11/16)
3 PT FG ATTEMPTS	6	Jackson-Cartwright-Arizona vs Michigan State (11/11/16)
	3	Simmons, Kobi-Arizona vs Michigan State (11/11/16)
	3	Markkanen, Lauri-Arizona vs Michigan State (11/11/16)
3-PT FG PCT (min 1 made)	.667 (2-3)	Simmons, Kobi vs Michigan State (11/11/16)
	.667 (2-3)	Markkanen, Lauri vs Michigan State (11/11/16)
FREE THROWS MADE	8	Simmons, Kobi-Arizona vs Michigan State (11/11/16)
	4	Allen, Kadeem-Arizona vs Michigan State (11/11/16)
FREE THROW ATT	10	Simmons, Kobi-Arizona vs Michigan State (11/11/16)
	4	Allen, Kadeem-Arizona vs Michigan State (11/11/16)
	4	Markkanen, Lauri-Arizona vs Michigan State (11/11/16)
	4	Pinder, Keanu-Arizona vs Michigan State (11/11/16)
FT PCT (min 1 made)	1.000 (4-4)	Allen, Kadeem vs Michigan State (11/11/16)
	.800 (8-10)	Simmons, Kobi vs Michigan State (11/11/16)
REBOUNDS	6	Markkanen, Lauri-Arizona vs Michigan State (11/11/16)
	6	Pinder, Keanu-Arizona vs Michigan State (11/11/16)
ASSISTS	3	Jackson-Cartwright-Arizona vs Michigan State (11/11/16)
	2	Alkins, Rawle-Arizona vs Michigan State (11/11/16)
STEALS	3	Allen, Kadeem-Arizona vs Michigan State (11/11/16)
	3	Jackson-Cartwright-Arizona vs Michigan State (11/11/16)
BLOCKED SHOTS	1	Jackson-Cartwright-Arizona vs Michigan State (11/11/16)
	1	Allen, Kadeem-Arizona vs Michigan State (11/11/16)
TURNOVERS	3	Comanche, Chance-Arizona vs Michigan State (11/11/16)
	2	Pinder, Keanu-Arizona vs Michigan State (11/11/16)
	2	Alkins, Rawle-Arizona vs Michigan State (11/11/16)
	2	Jackson-Cartwright-Arizona vs Michigan State (11/11/16)
	2	Allen, Kadeem-Arizona vs Michigan State (11/11/16)
FOULS	4	Comanche, Chance-Arizona vs Michigan State (11/11/16)
	3	Jackson-Cartwright-Arizona vs Michigan State (11/11/16)
	3	Simmons, Kobi-Arizona vs Michigan State (11/11/16)
	3	Allen, Kadeem-Arizona vs Michigan State (11/11/16)



TEAM SUPERLATIVES

MICHIGAN STATE	HIGH	LOW
Points	63 vs. Arizona (11/11)	
First-Half Points	30 vs. Arizona (11/11)	
Second-Half Points	33 vs. Arizona (11/11)	
Winning Margin	--	
Field Goals	25 vs. Arizona (11/11)	
Field Goal Attempts	58 vs. Arizona (11/11)	
Field Goal Percentage	.431 vs. Arizona (11/11)	
3-Point Field Goals	8 vs. Arizona (11/11)	
3-Point Field Goal Attempts	25 vs. Arizona (11/11)	
3-Point Field Goal Percentage (min. 10 att.)	.320 vs. Arizona (11/11)	
Free Throws Made	5 vs. Arizona (11/11)	
Free Throw Attempts	9 vs. Arizona (11/11)	
Free Throw Percentage (min. 10 att.)	--	
Rebounds	34 vs. Arizona (11/11)	
Offensive Rebounds	12 vs. Arizona (11/11)	
Defensive Rebounds	22 vs. Arizona (11/11)	
Personal Fouls	23 vs. Arizona (11/11)	
Assists	15 vs. Arizona (11/11)	
Turnovers	18 vs. Arizona (11/11)	
Blocked Shots	1 vs. Arizona (11/11)	
Steals	4 vs. Arizona (11/11)	

OPPONENTS	HIGH	LOW
Points	65 vs. Arizona (11/11)	
First-Half Points	34 vs. Arizona (11/11)	
Second-Half Points	31 vs. Arizona (11/11)	
Winning Margin	2 vs. Arizona (11/11)	
Field Goals	20 vs. Arizona (11/11)	
Field Goal Attempts	52 vs. Arizona (11/11)	
Field Goal Percentage (min. 10 att.)	.385 vs. Arizona (11/11)	
3-Point Field Goals	5 vs. Arizona (11/11)	
3-Point Field Goal Attempts	14 vs. Arizona (11/11)	
3-Point Field Goal Percentage (min. 10 att.)	.357 vs. Arizona (11/11)	
Free Throws Made	20 vs. Arizona (11/11)	
Free Throw Attempts	27 vs. Arizona (11/11)	
Free Throw Percentage (min. 10 att.)	.741 vs. Arizona (11/11)	
Rebounds	34 vs. Arizona (11/11)	
Offensive Rebounds	12 vs. Arizona (11/11)	
Defensive Rebounds	22 vs. Arizona (11/11)	
Personal Fouls	20 vs. Arizona (11/11)	
Assists	7 vs. Arizona (11/11)	
Turnovers	14 vs. Arizona (11/11)	
Blocked Shots	2 vs. Arizona (11/11)	
Steals	12 vs. Arizona (11/11)	

GM 2 // KENTUCKY

INDIVIDUAL POINTS-REBOUNDS-ASSISTS

Opponent	0-Ahrens	1-Langford	3-Ellis III	5-Winston	11-Nairn Jr.	13-Carter	14-Harris	20-McQuaid	22-Bridges	25-Goins	30-Van Dyk	34-Schilling	35-Nsengiyumva	40-Roy	44-Ward
vs. Kentucky	0-0-0	5-0-1	3-2-3	0-1-3	5-3-4	--	7-2-0	9-1-2	21-7-2	4-8-0	0-0-0	--	--	--	9-4-0
MVSU															
FGCU															
vs. St. John's															
vs. Baylor/VCU															
vs. Louisville/LSU/ODU/Wichita State															
at Duke															
ORAL ROBERTS															
YOUNGSTOWN STATE															
TENNESSEE TECH															
NORTHEASTERN															
OAKLAND															
at Minnesota															
NORTHWESTERN															
RUTGERS															
vs. Penn State															
MINNESOTA															
at Ohio State															
at Indiana															
PURDUE															
MICHIGAN															
at Nebraska															
at Michigan															
IOWA															
OHIO STATE															
at Purdue															
NEBRASKA															
WISCONSIN															
at Illinois															
at Maryland															

SPECIALTY STATS

Opponent	Points off TO (MSU-Opp.)	Points In Paint (MSU-Opp.)	2nd Chance Points (MSU-Opp.)	Fast Break Points (MSU-Opp.)	Bench Points (MSU-Opp.)	Largest Lead	Largest Deficit	Lead Changes	Ties
vs. Arizona	12-26	15-10	30-26	4-6	17-28	15	9	7	4
vs. Kentucky									
MISSISSIPPI VALLEY STATE									
FLORIDA GULF COAST									
vs. St. John's									
vs. Baylor/VCU									
vs. Louisville/LSU/ODU/Wichita State									
at Duke									
ORAL ROBERTS									
YOUNGSTOWN STATE									
TENNESSEE TECH									
NORTHEASTERN									
OAKLAND									
at Minnesota									
NORTHWESTERN									
RUTGERS									
vs. Penn State									
MINNESOTA									
at Ohio State									
at Indiana									
PURDUE									
MICHIGAN									
at Nebraska									
at Michigan									
IOWA									
OHIO STATE									
at Purdue									
NEBRASKA									
WISCONSIN									
at Illinois									
at Maryland									



GAME-BY-GAME COMPARISON

	Pts.	1st	2nd	OT	FG-A	Pct.	3FG-A	Pct.	FT-A	Pct.	Off-Def-Tot	PF	A	TO	BLK	ST
Arizona	65	34	31	--	20-52	.385	5-14	.357	20-27	.741	12-22-34	23	7	14	2	12
vs. Michigan State	63	30	33	--	25-58	.431	8-25	.320	5-9/	.556	12-22-34	30	15	18	1	4
Kentucky																
vs. Michigan State																
Miss. Valley State																
vs. Michigan State																
Florida Gulf Coast																
vs. Michigan State																
St. John's																
vs. Michigan State																
TBD																
vs. Michigan State																
TBD																
vs. Michigan State																
Michigan State																
at Duke																
Oral Roberts																
vs. Michigan State																
Youngstown State																
vs. Michigan State																
Tennessee Tech																
vs. Michigan State																
Northeastern																
vs. Michigan State																
Oakland																
vs. Michigan State																
Michigan State																
at Minnesota																
Northwestern																
vs. Michigan State																
Rutgers																
vs. Michigan State																
Michigan State																
vs. Penn State																
Minnesota																
vs. Michigan State																
Michigan State																
at Ohio State																
Michigan State																
at Indiana																
Purdue																
vs. Michigan State																
Michigan																
vs. Michigan State																
Michigan State																
at Nebraska																
Michigan State																
at Michigan																
Iowa																
vs. Michigan State																
Ohio State																
vs. Michigan State																
Michigan State																
at Purdue																
Nebraska																
vs. Michigan State																
Wisconsin																
vs. Michigan State																
Michigan State																
at Illinois																
Michigan State																
at Maryland																

THE LAST TIME

SCORING

Player scored 30 points:

Bryn Forbes at Rutgers (3/2) scored 33 points

Player scored 35 points:

Adreian Payne vs. Delaware (3/20/2014) scored 41 points

Player scored 40 points:

Adreian Payne vs. Delaware (3/20/2014) scored 41 points

Player scored 45 points:

Scott Skiles vs. Minnesota (1/18/1986) scored 45 points

Scored 20 points in a half:

Bryn Forbes at Ohio State (2/23/16) scored 20 in the second half

Scored 20 points in three straight games:

Denzel Valentine (20 vs. Rutgers - 1/31/16, 21 at Michigan - 2/6/16, 27 at Purdue - 2/9/16, 30 vs. Indiana, 2/14/16, 24 vs. Wisconsin - 2/18/16)

Three players with 20 points:

12/21/2005 at UW-Green Bay (Shannon Brown - 26 pts., Maurice Ager - 25 pts., Paul Davis - 25 pts.)

Five players in double figures:

3/2/16 at Rutgers (3/2) - (Bryn Forbes - 33, Matt Costello - 10, Eron Harris - 15, Denzel Valentine - 14, Marvin Clark Jr. - 10)

Six players in double figures:

3/15/2014 vs. Wisconsin (Adreian Payne - 18 pts., Keith Appling - 10 pts., Gary Harris - 12 pts., Branden Dawson - 14 pts., Denzel Valentine - 12 pts., Travis Trice - 11 pts.)

Team scored 100 points:

101 points vs. New Orleans (12/28/2013)

Team scored 100 points/Big Ten game:

103 points vs. Indiana (3/2/2008)

Team scored less than 20 points in a half:

14 vs. Maryland (12/30/2014)

Team scored less than 15 points in a half:

14 vs. Maryland (12/30/2014)

Team scored less than 50 points in a game:

46 points vs. Illinois (3/1/2014)

Team scored less than 40 points in a game:

36 points vs. Iowa (1/12/2008)

FIELD GOALS

Player made 10 field goals:

Bryn Forbes made 11-of-18 at Rutgers (3/2)

Player made 15 field goals:

Shawn Respert vs. Iowa (3/8/1995) made 15 field goals

Player made 20 field goals:

Scott Skiles vs. Minnesota (1/18/1986) made 20 field goals

Player attempted 20 field goals:

Denzel Valentine at Purdue (2/9/2016) attempted 23 field goals

Player shot 1.000 pct from the field (min. 10 attempts):

Alan Anderson vs. Wisconsin (2/24/2005) went 10-of-10

Team shot 60 percent in a half:

.607 in the second half vs. Middle Tennessee (3/18/2016)

Team shot 70 percent in a half:

.714 (15-21) vs. Michigan (2/1/2015)

Team shot 60 percent in both halves:

3/5/2016 vs. Ohio State (.679 - .652)

Team shot 60 percent in a game:

.667 (34-51) vs. Ohio State (3/5/2016)

Team shot 65 percent in a game:

.667 (34-51) vs. Ohio State (3/5/2016)

Team shot 70 percent in a game:

.733 (33-45) vs. Ohio State (2/7/2004)

Team shot under 25 percent in a half:

.208 (5-24) vs. Maryland (12/30/2014)

Team shot under 40 percent in a game:

.361 vs. Maryland (1/23/2016)

Team shot under 30 percent in a game:

.286 (14-49) vs. Louisville (3/22/12)

3-POINT FIELD GOALS

Player made five 3-pointers:

Denzel Valentine made 5-of-6 vs. Ohio State (3/5/2016)

Player made six 3-pointers:

Bryn Forbes made 11-of-16 at Rutgers (3/2/2016)

Player made seven 3-pointers:

Bryn Forbes made 11-of-16 at Rutgers (3/2/2016)

Player made eight 3-pointers:

Bryn Forbes made 11-of-16 at Rutgers (3/2/2016)

Player made 10 3-pointers:

Bryn Forbes made 11-of-16 at Rutgers (3/2/2016)

Player attempted 10 3-pointers:

Bryn Forbes made 4-of-10 vs. Middle Tennessee (3/18/2016)

Player attempted 15 3-pointers:

Bryn Forbes made 11-of-16 at Rutgers (3/2/2016)

Team did not make a 3-pointer:

2/12/2008 at Purdue (0-of-5)

Team attempted 20 3-pointers:

11/11/16 vs. Arizona (8-of-25)

Team attempted 30 3-pointers:

1/31/2016 vs. Rutgers (17-of-32)

Team shot 50 percent 3FGs (min. 10 att.):

3/5/2016 vs. Ohio State (8-of-16, .500)

FREE THROWS

Player made 10 for 10 or better:

Adreian Payne vs. Delaware (3/20/2014) 17-of-17

Player made at least 10 free throws:

Eron Harris made 11-of-15 vs. Oakland (12/22/2015)

Team shot 90 percent FTs:

.933 vs. Maryland (3/12/16) 14-of-15

Team shot under 50 percent FTs:

.444 vs. Wisconsin (3/1/2015) 4-of-9

Team made less than five FTs:

4 vs. Wisconsin (3/1/2015) 4-of-9

Team attempted 40 FTs:

42 vs. Oakland (12/22/2015) 29-of-42

Team attempted five or less FTs:

4 at Northwestern (1/28/2016) 4-of-4

REBOUNDS

Player had 15 rebounds:

Matt Costello at Rutgers (3/2/2016) 15 rebounds

Player had 20 rebounds:

Goran Suton vs. Oakland (11/24/2007) 20 rebounds

Player had 25 rebounds:

Greg Kelser vs. Wisconsin (1/23/1976) 27 rebounds

Player had 10+ rebounds in 3-straight games:

Matt Costello - 13 at Wisconsin (1/17/16), 10 vs. Nebraska (1/20/16) and 12 vs. Maryland (1/23/16)

Two players had double-figure rebounds:

Deyonta Davis (11) and Matt Costello (13) vs. Northwestern (1/31/16)

Team had 50 rebounds:

50 vs. Rutgers (3/2/15)

Team had 60 rebounds:

66 vs. McNeese State (11/08/2013)

Team had +20 rebound margin:

+26 at Rutgers (3/2/2016)

DOUBLE-DOUBLES

Points & Rebounds:

Denzel Valentine vs. Purdue (3/13/2016) - 15 pts., 10 rebs.

Points & Assists:

Denzel Valentine vs. Maryland (3/12/2016) - 18 pts., 10 ast.

Consecutive Games:

Denzel Valentine vs. Maryland (3/12/2016) - 18 pts., 10 ast. / vs. Purdue (3/13/2016) - 15 pts., 10 rebs.

Three Consecutive Games:

Matt Costello at Penn State (10 pts., 11 reb.), at Rutgers (10 pts., 15 reb.) and vs. Ohio State (15 pts., 11 reb.) - 2/28/2016 - 3/2/2016 - 3/5/2016

Two Players in Same Game:

Matt Costello 15 pts., 11 rebs. / Denzel Valentine 27 pts., 13 ast. vs. Ohio State (3/5/2016)

Three Players in Same Game:

Adreian Payne (10 pts., 10 rebounds), Gary Harris (20 pts., 10 rebounds), Branden Dawson (12pts., 12 rebounds) vs. McNeese State - 11/8/2013

OVERTIME

MSU won an overtime game:

99-93 OT vs. Oakland (12/22/2015)

MSU lost an overtime game:

82-81 OT at Purdue (2/9/2016)

TRIPLE-DOUBLES

Denzel Valentine vs. Boston College (11/26/2015) 29 points, 11 rebounds, 10 assists

ASSISTS

Player had 10 assists:

Denzel Valentine vs. Middle Tennessee (3/18/2016) - 12

Player had 12 assists:

Denzel Valentine vs. Middle Tennessee (3/18/2016) - 12

Player had 15 assists:

Mateen Cleaves vs. Michigan (3/4/2000) 20 assists

Player had 20 assists:

Mateen Cleaves vs. Michigan (3/4/2000) 20 assists

Player had double digit assists in consecutive games:

Denzel Valentine (10 at Purdue - 2/9/2016), (13 vs. Indiana - 2/14/2016), (10 vs. Wisconsin - 2/18/16)

Team had 30 assists:

32 vs. McNeese State (11/8/2013)

Team had 35 assists:

35 vs. Nebraska-Omaha (12/04/2011)

BLOCKS

Player blocked five shots:

Deyonta Davis blocked six at Northwestern (1/28/2016)

Team blocked 10 shots:

10 blocked shots vs. Indiana (2/14/16)

STEALS

Player had five steals:

Branden Dawson (5) vs. Iowa - 3/6/2014

Team had 10 steals:

10 vs. Ohio State (3/11/2016)

Team had 15 steals:

16, vs. Wisconsin (3/7/2013)

TURNOVERS

Team committed 20 or more turnovers:

22 vs. Tuskegee - 12/15/2012

Team committed 25 or more turnovers:

27 vs. Arizona - 11/23/2005

Team committed five or fewer turnovers:

5 vs. Oklahoma - 3/27/2015

Team committed 10 or fewer turnovers:

10 vs. Purdue - 3/13/2016

MISCELLANEOUS

Player led MSU in points, rebounds and assists:

Denzel Valentine vs. Purdue (3/13/16) 15 pts., 10 reb., 9 ast.

Player hit last-second shot to win a game:

Denzel Valentine vs. Ohio St (2/14/15) game winning 3-pt w/ 0:03.2 left in game

Player played every minute:

Keith Appling vs. Boise State - 11/20/2012