



KENTUCKY®

2016-17 MEN'S BASKETBALL



| Kentucky Wildcats | | |
|---------------------------------------|------------|---------------|
| 2-0 Overall | 0-0 SEC | 2/2 AP/USA |
| Head Coach: John Calipari | | |
| Overall Record: 622-185 (25th season) | | |
| Record at UK: 219-47 (8th season) | | |
| Points: Isaiah Briscoe (19.0 ppg) | | |
| Rebounds: Two players tied (6.0 rpg) | | |
| Assists: De'Aaron Fox (8.5 apg) | | |
| Blocks: Derek Willis (2.0 bpg) | | |
| Steals: Two players tied (2.0 spg) | | |

Tuesday, Nov. 15 - 7 p.m.
Madison Square Garden (18,200) | New York

Stat Breakdown

| | | |
|------|----------------------|------|
| 90.0 | Points Per Game | 63.0 |
| 66.5 | Opp. Points Per Game | 65.0 |
| 50.4 | Field-Goal Pct. | 43.1 |
| 43.0 | Opp. Field-Goal Pct. | 38.5 |
| 33.5 | Rebounds Per Game | 34.0 |
| 26.5 | 3-point FG Pct. | 32.0 |
| 22.5 | Opp. 3-point FG Pct. | 35.7 |
| 68.1 | Free-Throw Pct. | 55.6 |
| 15.5 | Assists Per Game | 18.0 |
| 8.0 | Steals Per Game | 4.0 |
| 7.5 | Blocks Per Game | 1.0 |

Series Breakdown

| | |
|---------------------|--------|
| Overall (UK leads) | 12-11 |
| Neutral (MSU leads) | 3-2 |
| Calipari vs. MSU | 1-1 |
| Izzo vs. UK | 5-2 |
| Current UK streak | Lost 2 |



Michigan State Spartans

| | | |
|---------------------------------------|---------------|-----------------|
| 0-1 Overall | 0-0 Big 10 | 13/13 AP/USA |
| Head Coach: Tom Izzo | | |
| Overall Record: 524-226 (22nd season) | | |
| Record at MSU: 524-226 (22nd season) | | |
| Points: Miles Bridges (21.0 ppg) | | |
| Rebounds: Kenny Goins (8.0 rpg) | | |
| Assists: Lourawls Nairn Jr. (4.0 apg) | | |
| Blocks: Nick Ward (1.0 bpg) | | |
| Steals: Four player tied (1.0 spg) | | |

Kentucky's Projected Starters (based on last outing)

| | | |
|-----|--------------|---------------|
| 3 | Barn Adebayo | Fr. Forward |
| MPG | 21.0 | |
| PPG | 9.5 | |
| RPG | 6.0 | |
| APG | 1.5 | |
| BPG | 1.5 | |

| | | |
|-----|----------------|-------------|
| 13 | Isaiah Briscoe | So. Guard |
| MPG | 31.5 | |
| PPG | 19.0 | |
| RPG | 3.0 | |
| APG | 1.5 | |
| SPG | 0.5 | |

| | | |
|-----|--------------|-------------|
| 0 | De'Aaron Fox | Fr. Guard |
| MPG | 31.5 | |
| PPG | 16.5 | |
| RPG | 4.0 | |
| APG | 7.5 | |
| SPG | 1.5 | |

| | | |
|-----|------------|-------------|
| 5 | Malik Monk | Fr. Guard |
| MPG | 26.0 | |
| PPG | 13.0 | |
| RPG | 2.0 | |
| APG | 1.5 | |
| SPG | 1.0 | |

| | | |
|-----|--------------|---------------|
| 35 | Derek Willis | Sr. Forward |
| MPG | 23.5 | |
| PPG | 8.5 | |
| RPG | 3.5 | |
| APG | 1.0 | |
| BPG | 2.0 | |

UK Reserves

| No. | Name | Position | Class | PPG | RPG | APG | MPG | SPG | BPG |
|-----|---------------------|----------|--------------|-----|-----|-----|------|-----|-----|
| 20 | Brad Calipari | Guard | Freshman | 1.0 | 0.0 | 0.0 | 2.5 | 0.0 | 0.0 |
| 10 | Jonny David | Guard | Sophomore | 0.0 | 0.0 | 0.0 | 2.0 | 0.0 | 0.0 |
| 32 | Wenyan Gabriel | Forward | Freshman | 6.5 | 2.5 | 0.0 | 17.5 | 1.0 | 0.0 |
| 25 | Dominique Hawkins | Guard | Senior | 1.5 | 0.5 | 2.0 | 16.0 | 1.0 | 0.0 |
| 15 | Isaac Humphries | Forward | Sophomore | 7.5 | 6.0 | 0.5 | 13.0 | 1.5 | 1.5 |
| 1 | Sacha Killeya-Jones | Forward | Freshman | 1.5 | 3.5 | 0.0 | 8.0 | 0.0 | 1.0 |
| 11 | Mychal Mulder | Guard | Senior | 5.5 | 0.0 | 0.0 | 5.0 | 0.5 | 0.0 |
| 30 | Dillon Pulliam | Guard | RS-Sophomore | 0.0 | 0.0 | 0.0 | 2.0 | 0.0 | 0.0 |
| 14 | Tai Wynyard | Forward | RS-Freshman | 0.0 | 0.5 | 0.0 | 2.5 | 0.0 | 0.0 |

Storylines

- UK opened the season with two victories at home and will travel to take on Michigan State for the second time in the history of the Champions Classic on Tuesday
- Michigan State won the last meeting, in 2013-14 in the Champions Classic, when the teams were ranked No. 1 (UK) and No. 2 (Michigan State)
- The Wildcats are 3-2 in the Champions Classic after defeating Duke 74-63 in last year's meeting in Chicago
- Sophomore Isaiah Briscoe led UK in scoring in its first two games with an average of 19.0 points per game, including a career-high 21 vs. Canisius
- UK was picked to win its 48th SEC regular-season championship by a panel of media. It's the fourth straight year the Cats have been tabbed to win the league title
- Fox wasted no time taking over the reins of the Kentucky offense in his collegiate debut. The freshman guard's 12 assists were the most ever in a season opener in school history and the most by a Wildcat in his career debut (with assist records dating back to the 1971-72 season)
- Fox was tabbed the SEC's Freshman of the Week for his efforts. He averaged 16.5 points, 7.5 assists, 4.0 rebounds and 1.5 steals per game in UK's two opening victories. This is the third-consecutive season UK has had a Freshman of the Week in the opening period, and the sixth time in eight years under John Calipari
- UK was ranked No. 2 in the preseason AP Top 25. It's the sixth straight season the Wildcats have been ranked in the top three to start the year. UK is No. 4 in the USA Today Coaches Poll

Schedule

OVERALL: 2-0 | SEC: 0-0

Home: 2-0 | Away: 0-0 | Neutral: 0-0

| Date | UK Rk. | O.Rk. | Opponent | TV | Time/Result |
|-------------------------|--------|-------|---------------------------------|--------|-------------|
| Exhibition Games | | | | | |
| O. 30 | -/4 | -/- | CLARION | SEC | W, 108-51 |
| N. 6 | 2/4 | -/- | ASBURY | SEC | W, 156-63 |
| N. 11 | 2/4 | -/- | STEPHEN F. AUSTIN | SEC | W, 87-64 |
| N. 13 | 2/4 | -/- | ¹ CANISIUS | ESPN2 | W, 93-69 |
| N. 15 | 2/2 | 13/13 | ² vs. Michigan St. | ESPN | 7 p.m. |
| N. 20 | -/- | -/- | ¹ DUQUESNE | ESPN | 9 p.m. |
| N. 23 | -/- | -/- | ¹ CLEVELAND ST. | SEC | 1 p.m. |
| N. 25 | -/- | -/- | ¹ UT MARTIN | SEC | 7 p.m. |
| N. 28 | -/- | -/- | ³ Arizona State | ESPN2 | 7 p.m. |
| D. 3 | -/- | -/- | UCLA | CBS | 12:30 p.m. |
| D. 7 | -/- | -/- | VALPARAISO | SEC | 8 p.m. |
| D. 11 | -/- | -/- | ⁴ vs. Hofstra | ESPN | 3 p.m. |
| D. 17 | -/- | -/- | ⁵ vs. North Carolina | CBS | 5:45 p.m. |
| D. 21 | -/- | -/- | at Louisville | ESPN | 7 p.m. |
| D. 29 | -/- | -/- | *at Ole Miss | ESPN2 | 8 p.m. |
| J. 3 | -/- | -/- | *TEXAS A&M | ESPN | 9 p.m. |
| J. 7 | -/- | -/- | *ARKANSAS | SEC | 8:30 p.m. |
| J. 10 | -/- | -/- | *at Vanderbilt | ESPN | 7 p.m. |
| J. 14 | -/- | -/- | *AUBURN | ESPN/2 | 4 p.m. |
| J. 17 | -/- | -/- | *at Miss. State | ESPN | 7 p.m. |
| J. 21 | -/- | -/- | *S. CAROLINA | ESPN/2 | 4-8 p.m. |
| J. 24 | -/- | -/- | *at Tennessee | ESPN | 9 p.m. |
| J. 28 | -/- | -/- | ⁶ KANSAS | ESPN | 6 p.m. |
| J. 31 | -/- | -/- | *GEORGIA | ESPN | 9 p.m. |
| F. 4 | -/- | -/- | *at Florida | ESPN/2 | 2-8 p.m. |
| F. 7 | -/- | -/- | *LSU | ESPN | 7 p.m. |
| F. 11 | -/- | -/- | *at Alabama | CBS | 1 p.m. |
| F. 14 | -/- | -/- | *TENNESSEEE | ESPN | 7 p.m. |
| F. 18 | -/- | -/- | *at Georgia | ESPN/2 | 4-8 p.m. |
| F. 21 | -/- | -/- | *at Missouri | SEC | 9 p.m. |
| F. 25 | -/- | -/- | *FLORIDA | CBS | 2 p.m. |
| F. 28 | -/- | -/- | *VANDERBILT | ESPN | 9 p.m. |
| M. 4 | -/- | -/- | *at Texas A&M | CBS | Noon |

SEC Tournament (Nashville, Tenn. | Bridgestone Arena)

| M. 8-12 | TBD | SEC/ESPN | TBD |
|---|-----|----------|-----|
| All times Eastern *SEC conference game HOME GAMES IN CAPS | | | |
| ¹ Bluegrass Showcase (Rupp Arena); ² Champions Classic (Madison Square Garden, New York); | | | |
| ³ Atlantis Showcase (Imperial Arena, Paradise Island, Bahamas); ⁴ Barclays Center (Brooklyn, N.Y.); | | | |
| ⁵ CBS Sports Classic (T-Mobile Arena, Las Vegas); ⁶ SEC/Big 12 Challenge (Rupp Arena) | | | |

Watch | Listen | Stats

TV - ESPN
PXP - Dan Shulman
Analyst - Dick Vitale

Radio - UK Radio Network
PXP - Tom Leach
Analyst - Mike Pratt
Sirius - 80 | XM - 80

Live stats - UKathletics.com
Social media - @KentuckyMBB

Hashtag: #UKvsMSU

Numbers to Know

- 2,207 - National all-time wins leader
- 3-2 - UK's all-time record in the Champions Classic
- 12 - Assists for freshman De'Aaron Fox vs. SFA, breaking UK records for most assists in a debut and in a season opener
- 1 - Wins Calipari needs to pass Rick Pitino for fourth most wins at UK (Rupp, Hall, Smith)





0 Guard
De'Aaron Fox
 6-3 | 187 | Freshman
 Houston
 Cypress Lakes



1 Forward
Sacha Killeya-Jones
 6-10 | 230 | Freshman
 Chapel Hill, N.C.
 Virginia Episcopal




3 Forward
Bam Adebayo
 6-10 | 260 | Freshman
 Little Washington, N.C.
 High Point Christian Acad.



5 Guard
Malik Monk
 6-3 | 200 | Freshman
 Lepanto, Ark.
 Bentonville



10 Guard
Jonny David
 6-2 | 183 | Sophomore
 Pittsburgh
 Mt. Lebanon



11 Guard
Mychal Mulder
 6-4 | 185 | Senior
 Windsor, Ontario
 Vincennes University



13 Guard
Isaiah Briscoe
 6-3 | 210 | Sophomore
 Newark, N.J.
 Roselle Catholic



14 Forward
Tai Wynyard
 6-10 | 254 | R-Freshman
 Auckland, New Zealand
 Rangitoto College



15 Forward
Isaac Humphries
 7-0 | 255 | Sophomore
 Sydney, Australia
 La Lumiere School



20 Guard
Brad Calipari
 6-0 | 178 | Freshman
 Franklin Lakes, N.J.
 MacDuffie School



25 Guard
Dominique Hawkins
 6-0 | 191 | Senior
 Richmond, Ky.
 Madison Central



30 Guard
Dillon Pulliam
 6-3 | 195 | R-Sophomore
 Cynthiana, Ky.
 Transylvania Univ.



32 Forward
Wenyen Gabriel
 6-9 | 213 | Freshman
 Manchester, N.H.
 Wilbraham & Monson Acad.



35 Forward
Derek Willis
 6-9 | 228 | Senior
 Mt. Washington, Ky.
 Bullitt East



Head Coach
John Calipari



Associate Coach
Kenny Payne



Assistant Coach
Tony Barbee



Assistant Coach
Joel Justus



Special Assistant
John Robic

2016-17 Kentucky Men's Basketball Roster

| No. | Name | Position | Height | Weight | Class | Hometown | Previous School | Major | Twitter | Instagram |
|-----|---------------------|----------|--------|--------|-------|-------------------------|----------------------|----------------------|------------------|------------------|
| 0 | De'Aaron Fox | Guard | 6-3 | 187 | FR | Houston | Cypress Lakes | Undergrad Studies | @Swipathefox | @swipathefox |
| 1 | Sacha Killeya-Jones | Forward | 6-10 | 230 | FR | Chapel Hill, N.C. | Virginia Episcopal | Communication | @The_SKJ | @the_skj |
| 3 | Bam Adebayo | Forward | 6-10 | 260 | FR | Little Washington, N.C. | High Point Christian | Undergrad Studies | @IAMBam13_ | @bam1of1 |
| 5 | Malik Monk | Guard | 6-3 | 200 | FR | Lepanto, Ark. | Bentonville | Undergrad Studies | @AhmadMonk | @ahmad_monk |
| 10 | Jonny David | Guard | 6-2 | 183 | SO | Pittsburgh | Mt. Lebanon | Kinesiology | @jddavid010 | @jddavid010 |
| 11 | Mychal Mulder | Guard | 6-4 | 185 | SR | Windsor, Ontario | Vincennes Univ. | Communication | @MychalMulder | @mikemulder11 |
| 13 | Isaiah Briscoe | Guard | 6-3 | 210 | SO | Newark, N.J. | Roselle Catholic | Undergrad Studies | @ZayBriscoe | @zaaay_ |
| 14 | Tai Wynyard | Forward | 6-10 | 254 | R-FR | Auckland, New Zealand | Rangitoto College | Undergrad Studies | @WynyardTai | @taiwynyard |
| 15 | Isaac Humphries | Forward | 7-0 | 255 | SO | Sydney, Australia | La Lumiere School | Communication | @IsaacHumphries7 | @isaachumphries7 |
| 20 | Brad Calipari | Guard | 6-0 | 178 | FR | Franklin Lakes, N.J. | MacDuffie School | Marketing | @bradcalipari | @bradcalipari |
| 25 | Dominique Hawkins | Guard | 6-0 | 191 | SR | Richmond, Ky. | Madison Central | Communication | @DHawk_25 | @dhawk_25 |
| 30 | Dillon Pulliam | Guard | 6-3 | 195 | R-SO | Cynthiana, Ky. | Transylvania Univ. | Computer Engineering | @DPull32 | @dpull32 |
| 32 | Wenyen Gabriel | Forward | 6-9 | 213 | FR | Manchester, N.H. | Wilbraham & Monson | Undergrad Studies | @WenyenGabriel | @wenyengabriel |
| 35 | Derek Willis | Forward | 6-9 | 228 | SR | Mt. Washington, Ky. | Bullitt East | Communication | @derek_willis33 | @dxw_33 |

Head Coach: John Calipari (Clarion, 1982)

Associate Head Coach: Kenny Payne (Louisville, 2003)

Assistant Coaches: Tony Barbee (UMass, 1993)

Joel Justus (UNC Wilmington, 2004)

Special Asst. to the Head Coach: John Robic (Denison, 1986)

Associate AD/Basketball Operations: Chris Woolard (UCLA, 1997)


Strength Coach: Robert Harris (Kentucky State, 2009)

Athletic Trainer: Chris Simmons (Memphis, 2002)

Pronunciation Guide

| | |
|--------------------|------------------------|
| Bam ADEBAYO | (ah-duh-BUY-o) |
| Brad/John CALIPARI | (cal-a-PEAR-ee) |
| DOMINIQUE Hawkins | (dom-UH-neek) |
| WENYEN Gabriel | (when-yen) |
| SACHA KILLEA-Jones | (sah-SHA) (kuh-LEE-uh) |
| MALIK Monk | (muh-LEAK) |
| MYCHAL Mulder | like michael |
| Dillon PULLIAM | (pull-E-um) |
| TAI WYNARD | (tie) (win-YARD) |


UK MBB Media Relations



Eric Lindsey
 Coach Cal interviews
 Primary contact



Deb Moore
 Player interviews
 Secondary contact



Jake Most



Stephanie Guy

859-257-3838

University Quick Facts

President: Dr. Eli Capilouto

Faculty Rep: Joseph L. Fink III

Athletics Director: Mitch Barnhart

Deputy AD: DeWayne Peevy

Enrollment: 30,000

Founded: 1865

Home Arena: Rupp Arena

Capacity: 23,000

Rupp Arena Record: 548-64 (.895)

All-time Record: 2,207-682-1 (.764)

Website: UKathletics.com



The Polls

Associated Press Top 25

| Nov. 14 | |
|---------|----------------|
| 1. | Duke (58) |
| 2. | Kentucky (1) |
| 3. | Villanova (5) |
| 4. | Oregon (1) |
| 5. | North Carolina |
| 6. | Indiana (1) |
| 7. | Kansas |
| 8. | Virginia |
| 9. | Wisconsin |
| 10. | Arizona |
| 11. | Xavier |
| 12. | Louisville |
| 13. | Michigan State |
| 14. | Gonzaga |
| 15. | Purdue |
| 16. | UCLA |
| 17. | Saint Mary's |
| 18. | Syracuse |
| 19. | West Virginia |
| 20. | Iowa State |
| 21. | Rhode Island |
| 22. | Creighton |
| 23. | Texas |
| 24. | Cincinnati |
| 25. | California |

USA Today Coaches Poll

| Nov. 14 | |
|---------|----------------|
| 1. | Duke (27) |
| 2. | Kentucky (2) |
| 3. | Villanova (2) |
| 4. | Oregon (1) |
| 5. | Indiana |
| 6. | North Carolina |
| 7. | Virginia |
| 8. | Kansas |
| 9. | Arizona |
| 10. | Xavier |
| 11. | Wisconsin |
| 12. | Louisville |
| 13. | Michigan State |
| 14. | Gonzaga |
| 15. | Purdue |
| 16. | UCLA |
| 17. | Saint Mary's |
| 18. | Syracuse |
| 19. | West Virginia |
| 20. | Creighton |
| 21. | Texas |
| 22. | Rhode Island |
| 23. | Iowa State |
| 24. | Maryland |
| 25. | Cincinnati |

Receiving Votes: Dayton, Maryland, Florida State, San Diego State, Florida, Miami, Wichita State, Butler, NC State, Virginia Tech, Texas A&M, Notre Dame, Oklahoma, Ohio State, Connecticut, Marquette, Monmouth, Seton Hall, Clemson, Colorado, Mississippi State, Ohio, Wagner, SMU, Yale, Princeton

Receiving Votes: Dayton, Miami, California, Florida State, Florida, San Diego State, Oklahoma, Wichita State, Butler, NC State, Colorado, Notre Dame, SMU, Seton Hall, Long Beach State, Connecticut, CSU Bakersfield, Utah, Virginia Tech, Clemson, Texas A&M, Michigan, VCU, Yale, Arkansas, Pittsburgh

Kentucky Week by Week

| Kentucky Week by Week | |
|-----------------------|-----|
| Preseason | 2/4 |
| Nov. 14 | 2/2 |
| Nov. 21 | -/- |
| Nov. 28 | -/- |
| Dec. 5 | -/- |
| Dec. 12 | -/- |
| Dec. 19 | -/- |
| Dec. 26 | -/- |
| Jan. 2 | -/- |
| Jan. 9 | -/- |
| Jan. 16 | -/- |
| Jan. 23 | -/- |
| Jan. 30 | -/- |
| Feb. 6 | -/- |
| Feb. 13 | -/- |
| Feb. 20 | -/- |
| Feb. 27 | -/- |
| March 6 | -/- |
| March 13 | -/- |
| Final | -/- |

SEC Standings

| Team | SEC Record | Overall Record | Games Back |
|-------------------|------------|----------------|------------|
| Florida | 0-0 (.000) | 2-0 (1.000) | 0.0 |
| Kentucky | 0-0 (.000) | 2-0 (1.000) | 0.0 |
| South Carolina | 0-0 (.000) | 2-0 (1.000) | 0.0 |
| Alabama | 0-0 (.000) | 1-0 (1.000) | 0.0 |
| Arkansas | 0-0 (.000) | 1-0 (1.000) | 0.0 |
| Auburn | 0-0 (.000) | 1-0 (1.000) | 0.0 |
| LSU | 0-0 (.000) | 1-0 (1.000) | 0.0 |
| Ole Miss | 0-0 (.000) | 1-0 (1.000) | 0.0 |
| Mississippi State | 0-0 (.000) | 1-0 (1.000) | 0.0 |
| Missouri | 0-0 (.000) | 1-0 (1.000) | 0.0 |
| Texas A&M | 0-0 (.000) | 1-0 (1.000) | 0.0 |
| Georgia | 0-0 (.000) | 0-1 (.000) | 0.0 |
| Tennessee | 0-0 (.000) | 0-1 (.000) | 0.0 |
| Vanderbilt | 0-0 (.000) | 0-1 (.000) | 0.0 |

Kentucky in the Rankings

Team Rankings (2016 Final)

| Category | Stat | SEC [NCAA] |
|---------------------|-------|-------------|
| Scoring | 79.5 | 1st [32nd] |
| Scoring Defense | 68.1 | 4th [81st] |
| Scoring Margin | +11.4 | 1st [17th] |
| Free Throw % | 69.0 | 8th [204th] |
| Field Goal % | 47.8 | 1st [25th] |
| Field Goal % Def. | 39.7 | 3rd [24th] |
| 3-Point FG % | 36.6 | 4th [76th] |
| 3-Point FG % Def. | 32.6 | 2nd [76th] |
| Rebounding Off. | 38.8 | 4th [57th] |
| Rebounding Def. | 33.6 | 1st |
| Rebounding Margin | +5.2 | 2nd [39th] |
| Blocks Per Game | 5.8 | 1st [6th] |
| Assists Per Game | 14.2 | 5th [111th] |
| Steals Per Game | 5.7 | 9th [213th] |
| Turnover Margin | +1.2 | 6th [101st] |
| Assist/TO Ratio | 1.3 | 4th [56th] |
| Off. Rebs. Per Game | 12.8 | 4th [40th] |
| Def. Rebs. Per Game | 25.9 | 7th [122nd] |
| Def. Rebound % | 68.1 | 10th |
| Off. Rebound % | 37.5 | 2nd |
| 3-Point FG Per Game | 6.8 | 9th [195th] |

Individual Rankings (2016 Final)

| Category/Player | Stat | SEC [NCAA] |
|----------------------------|------|--------------|
| 3-Pt. FG per game/Murray | 3.1 | 2nd [18th] |
| 3-Pt. FG %/Murray | 40.8 | 4th [55th] |
| Assists Per Game/Uliss | 7.0 | 1st [7th] |
| Assist-to-TO Ratio/Uliss | 3.6 | 2nd [6th] |
| Blocks Per Game/Labissiere | 1.6 | 17th [787th] |
| Blocks Per Game/Lee | 1.6 | 17th [787th] |
| Double-Doubles/Uliss | 8 | 7th [109th] |
| Field Goal %/Murray | 45.4 | 9th [176th] |
| Field Goal %/Ullis | 43.4 | 10th [225th] |
| Free Throw %/Ullis | 85.6 | 2nd [41st] |
| Minutes Per Game/Ullis | 36.8 | 1st [27th] |
| Minutes Per Game/Murray | 35.2 | 2nd [80th] |
| Minutes Per Game/Briscoe | 32.2 | 9th |
| Off. Rebs. Per Game/Lee | 2.4 | 10th [163rd] |
| Pts. Per Game/Murray | 20.0 | 3rd [34th] |
| Pts. Per Game/Ullis | 17.3 | 6th [114th] |
| Rebs. Per Game/Poythress | 6.0 | 16th |
| Rebs. Per Game/Lee | 6.0 | 17th |
| Steals Per Game/Ullis | 1.5 | 7th [154th] |

Upcoming in the SEC

Nov. 15 - Nov. 17

| Contest | Time | TV Network |
|------------------------------------|---------------|--------------|
| Tuesday, Nov. 15 | | |
| Dayton at Alabama | 1:15 p.m. | ESPN2 |
| Monmouth at South Carolina | 6:30 p.m. | SEC Network+ |
| Appalachian State at Tennessee | 7 p.m. | SEC Network |
| Michigan State vs. Kentucky | 7 p.m. | ESPN |
| Southern Miss at LSU | 8 p.m. | SEC Network+ |
| Belmont at Vanderbilt | 9 p.m. | SEC Network |
| Thursday, Nov. 17 | | |
| Xavier at Missouri | 1 p.m. | ESPNU |
| UCF vs. Mississippi State | 5 p.m. | ESPN2 |
| Furman at Georgia | 7 p.m. | SEC Network |
| St. Bonaventure at Florida | 7 p.m. | SEC Network+ |
| Eastern Kentucky at Auburn | 9 p.m. | SEC Network |
| Thursday, Nov. 17 | | |
| Xavier vs. Missouri | 1:30 p.m. | ESPNU |
| Mississippi State vs. UCF | 5 p.m. | ESPN2 |
| Florida vs. St. Bonaventure | 7 p.m. | SEC Network+ |
| Furman at Georgia | 7 p.m. | SEC Network |
| Eastern Kentucky at Auburn | 9 p.m. | SEC Network |

All times Eastern

Media Information

CREDENTIAL REQUESTS

Requests for single-game credentials should be made as far in advance as possible and no later than five days prior to game day online at sportssystem.com/Kentucky.

CREDENTIAL CRITERIA

The University of Kentucky's decision to issue credentials to a media outlet for the purposes of covering a UK basketball home or away event is determined by a variety of factors. They include the following:

- Amount of coverage given to Kentucky throughout the season
- Intention/ability to cover all 22 sports at Kentucky
- Distribution/size of publication: free, subscription, sale on newsstands, website traffic, etc.
- Radio or TV station program format and size of audience
- Length of existence of the publication, amount of original copy generated, number of full-time employees of the publication and the journalistic experience of the reporter(s)
- Attendance at Kentucky media sessions, including Olympic sport opportunities
- Space availability
- Professionalism, which includes but is not limited to conduct at games, press conferences, practices, on social media, etc.

The University of Kentucky has the right to revoke credentials under its own discretion.

INTERVIEW POLICIES-GENERAL

All interviews with University of Kentucky basketball players or staff members must be arranged through the Media Relations office. Media should never contact a player or coach directly.

The Wildcat Coal Lodge, dormitories, team locker rooms and other team quarters are private team areas. Media members are not permitted in these areas unless accompanied by appropriate university personnel.

PRACTICE/PRESS CONFERENCES

Other than announced exceptions, UK basketball practices are closed to the media. UK will accept requests to attend practice. All requests must be made by 10 a.m. on the day of the practice. In cases in which practices are open to the media, no cell phones are allowed in the practice facility.

Player interviews are conducted prior to practices the day before a game and will be available to all UK media in the Joe Craft Center lower-level lobby. UK will accept requests for player interviews, but they must be submitted 24 hours prior to the scheduled availability.

Coach John Calipari or an assistant coach will meet with members of the media immediately following player interviews in the lower level lobby of the Joe Craft Center.

Gameday shoot-arounds are closed to the media.

TELEPHONE PLAYER INTERVIEWS

Telephone interviews are available to the media on a call-back basis. Individual player and coach telephone numbers will not be given to members of the media.

Players are instructed not to conduct interviews when contacted directly by telephone. The UK Media Relations Office will arrange for telephone interviews at a time most convenient for the student-athlete.

Other special requests are handled on a case-by-case basis.

POSTGAME INTERVIEWS

Following each game, there is a 20-minute cooling-off period, during which time the players shower and dress. Approximately 10 minutes after the game ends, Coach Calipari conducts his postgame press conference while a player is taken to the UK Sports Network.

Following Coach Calipari's press conference and the cooling-off period, selected UK players are brought to the media interview room.



Honoring the Cats

Bam Adebayo

- Naismith Trophy Preseason Watch List
- CBSSports.com Preseason All-America Second Team
- College Basketball Talk Preseason All-America Third Team
- Kareem Abdul-Jabbar Award Preseason Watch List
- Preseason All-SEC First Team (AP/Coaches)

Isaiah Briscoe

- Lute Olson Award Preseason Watch List
- Preseason All-SEC Second Team (AP/Coaches)

De'Aaron Fox

- SEC Freshman of the Week (Nov. 14, 2016)
- Naismith Trophy Preseason Watch List
- Sporting News Preseason All-America Second Team
- Bob Cousy Award Preseason Watch List
- Preseason All-SEC First Team (AP/Coaches)

Malik Monk

- Naismith Trophy Preseason Watch List
- CBSSports.com Preseason All-America Third Team
- Jerry West Award Preseason Watch List
- Preseason All-SEC Second Team (AP/Coaches)

Champions Classic Notes to Know

Kentucky will take on Michigan State in the sixth edition of the Champions Classic. This year's matchup will take place in historic Madison Square Garden.

- Kentucky is 3-2 all-time in the Champions Classic after defeating Duke in last year's meeting in Chicago
- This will be the second meeting between the Spartans and Wildcats in the Champions Classic. Michigan State won the previous meeting, 78-74, in a meeting of the nation's No. 1 (UK) and No. 2 (MSU) teams
- Michigan State is the only team UK has not claimed a victory over in the series
- Kentucky is 1-0 in the Champions Classic when the game is played in Madison Square Garden - earning a win over Kansas during the 2011 edition of the series leading to the 2012 National Championship

De'Aaron Fox Named SEC Freshman of the Week

Kentucky freshman De'Aaron Fox was tabbed the SEC's Freshman of the Week following the league's opening weekend of play on Nov. 14. Fox averaged 16.5 points, 7.5 assists, 4.0 rebounds and 1.5 steals per game in helping lead UK to wins over Stephen F. Austin and Canisius.

Fox began his career with a 12-point, 12-assist outing vs. the Lumberjacks for his first career double-double. The 12 assists were the most for a UK player in a debut since assists began being kept in 1971-72. It's also the most assists for any UK player in a season opener. Furthermore, it tied for the fourth-most assists in a single game by any UK player in the John Calipari era.

He didn't stop there, however. In UK's second win of the season, Fox tied with sophomore Isaiah Briscoe with 21 points, the most in a game this season for a Wildcat. Fox's night was highlighted by a 9-for-9 day at the charity stripe. In his first two games, Fox is a perfect 15 of 15 from the line.

This marks the third consecutive season the Wildcats have begun the season with a Freshman of the Week honor. Skal Labissiere (2015) and Trey Lyles (2014) were the others. It also marks the sixth time in eight seasons under Calipari a freshman has been honored by the league office after the opening week of play. Fox joins Eric Bledsoe (2009), Terrence Jones (2010) and Anthony Davis (2011) as the others.

Briscoe Sparks Late First Half Run to Propel Cats Past Canisius

Kentucky sophomore Isaiah Briscoe spearheaded a 17-4 run late in the first half to help the No. 2 Wildcats shake loose from a pesky Canisius squad on Sunday in Rupp Arena for a 93-69 victory. Briscoe scored 17 points in the opening 20 minutes behind an efficient 7 of 8 from the field. Briscoe finished the game with 21 points - a new career high - five rebounds, two assists and a block.

Freshman De'Aaron Fox found his offensive rhythm as well, matching Briscoe's 21 points. Fox's big night included a 9-for-9 night from the charity stripe. In his opening two games he is a perfect 15 of 15 from the line. Classmate Bam Adebayo registered his first career double-double with 14 points and 11 rebounds, while adding three rejections.

Other notables:

- Kentucky made 31 of 61 field goals, 50.8 percent. The Wildcats have made at least half their shots in each of the first two games of the season
- The Wildcats took advantage of their speed to post a 14-0 advantage in fast-break points
- UK's win in Rupp was its 39th in a row, the second-longest streak in the arena's history
- Freshman Malik Monk had a season-high 16 points, 12 of which came in the second half
- UK has scored at least 87 points in each of its first two games for just the second time since the 1979-80 season (also accomplish in 2013-14)
- The win for Calipari was his 219th - matching Rick Pitino - for the fourth-most wins in program history. He now trails only Adolph Rupp (876), Joe B. Hall (297) and Tubby Smith (263)

Veterans Help Cats Roll in Regular-Season Opener

Kentucky's latest highly touted freshman class showed its expected potential, but only after a boost from the veterans.

Isaiah Briscoe scored 17 points, Derek Willis added 15 and No. 2 Kentucky went on to an 87-64 season-opening victory over Stephen F. Austin on Friday night.

An opener expected to highlight the Wildcats' latest group of talented freshmen instead saw veterans such as sophomore guard Briscoe and Willis, a senior forward, shoulder the load. They combined to make 11 of 18 from the field while their experience offset the newcomers' early shooting troubles. Seven-foot sophomore Isaac Humphries (nine points, eight rebounds) filled a big inside void with 6-foot-10 freshman Bam Adebayo (five points) hampered by foul trouble.

Senior guard Mychal Mulder, a junior college transfer who scored just 12 points last season for the Wildcats, had eight on a team-high two 3-pointers.

Several freshmen did their part with forward Wenyen Gabriel scoring 10 first-half points off the bench. Guard De'Aaron Fox added 12 points and broke a 36-year-old program record for assists in an opener with 12, while Malik Monk had 10 second-half points.

Other notables:

- Kentucky is 95-19 all-time in season openers, including 8-0 under John Calipari
- UK's first starting lineup of the season was Adebayo, Briscoe, Fox, Monk and Willis
- The Wildcats were outrebounded by a 36-28 margin but won points in the paint (38-28) and points off turnovers (32-14)
- Kentucky forced 28 turnovers, the most the Wildcats have forced in a season opener since forcing 29 vs. Winthrop on Nov. 21, 2013
- UK shot 50 percent from the floor, connecting on 31 of 62 shots
- Nine Wildcats scored in the game, including five who reached double figures
- UK shared the ball well, assisting 21 times on 31 made field goals
- Fox's 12 assists are the most in a UK debut, topping Kyle Macy's record of 10 vs. Southern Miss on Nov. 26, 1977 (with assist records dating back to the 1971-72 season)
- Fox is just the fourth freshman in school history to post at least 12 assists in a single game. Dirk Minniefield, Rodrick Rhodes and John Wall are the others

Exhibition Games By the Numbers

Ultimately Kentucky's two exhibition games served as nothing more than tune-ups for the regular season. They won't count on UK's records or in the record books. But, with that said, the numbers in the two exhibitions were eye-popping. Let's take a look at some of them:

- 156** - The Wildcats' record-setting point total vs. Asbury. The number shattered UK's previous exhibition record of 127 set on May 30, 1974, but it also would have broken the school record for a regular-season game as well
- 132.0** - UK's average points per game in the two exhibitions. The Wildcats eclipsed the 100-point mark in both games
- 75.0** - Kentucky's average margin of victory vs. Clarion and Asbury
- 25.0** - The average number of turnovers the Wildcats forced
- 61.0** - The average number of rebounds per game. Freshman Bam Adebayo pulled down 10.0 boards a game and senior guard Mychal Mulder averaged 8.5
- 182** - UK's total points in the paint in the two games

2016-17 LEAD-DEFICIT COMPARISON

| Opponent | Biggest Lead | Biggest Deficit | Biggest Run* | Changes | Ties | Led | Trailed | Result |
|---------------------|--------------|-----------------|--------------|------------|------------|--------------|--------------|--------------|
| SFA | 27 (2nd) | 1 (1st) | 7-0 | 2 | 0 | 39:04 | 0:30 | W, 87-64 |
| CANISIUS | 30 (2nd) | 7 (1st) | 9-0 | 6 | 9 | 27:07 | 9:42 | W, 93-69 |
| vs. Michigan St. | | | | | | | | |
| DUQUESNE | | | | | | | | |
| CLEVELAND ST. | | | | | | | | |
| UT MARTIN | | | | | | | | |
| vs. Arizona St. | | | | | | | | |
| UCLA | | | | | | | | |
| VALPARAISO | | | | | | | | |
| vs. Hofstra | | | | | | | | |
| vs. North Carolina | | | | | | | | |
| at Louisville | | | | | | | | |
| at Ole Miss | | | | | | | | |
| TEXAS A&M | | | | | | | | |
| ARKANSAS | | | | | | | | |
| at Vanderbilt | | | | | | | | |
| AUBURN | | | | | | | | |
| at Mississippi St. | | | | | | | | |
| SOUTH CAROLINA | | | | | | | | |
| at Tennessee | | | | | | | | |
| KANSAS | | | | | | | | |
| GEORGIA | | | | | | | | |
| at Florida | | | | | | | | |
| LSU | | | | | | | | |
| at Alabama | | | | | | | | |
| TENNESSEE | | | | | | | | |
| at Georgia | | | | | | | | |
| at Missouri | | | | | | | | |
| FLORIDA | | | | | | | | |
| VANDERBILT | | | | | | | | |
| at Texas A&M | | | | | | | | |
| BIGGEST/MOST | 30 | 7 | 9-0 | 6 | 9 | 39:04 | 9:42 | +24 |
| AVERAGE | 28.5 | 4.0 | - | 4.0 | 4.5 | - | - | +23.5 |
| TOTALS | - | - | - | 8 | 9 | 66:11 | 10:12 | +47 |

*run tracked by consecutive UK points without allowing an opponent score

94 - Kentucky's total fast-break points vs. Asbury and Clarion

65.5 - The Wildcats' field-goal percentage in the two tune-ups. The numbers were aided by the aforementioned points in the paint and fast-break points

14 - All 14 players on UK's roster scored in the two games

8 - Eight different Wildcats averaged double figures, led by freshman guard De'Aaron Fox at 18.5

13.0 - UK protected the rim with a whopping 13.0 blocks per game

70.0 - The Wildcats' percentage from the free-throw line

20,746 - The average attendance for the two games. Just a reminder, they were exhibition games

UK Leads the Nation with 24 Players on NBA Opening-Day Rosters

The Kentucky men's basketball team, the nation's most prolific NBA player-producing program, once again leads the country with 24 players on an opening-day NBA roster. Duke came in second with 19.

Of the 449 players in the NBA to start the 2016-17 season, approximately 5.35 percent played college basketball at UK. Kentucky's NBA dominance is best represented in Phoenix and Sacramento, where a combined seven Wildcats now play at the highest level of the game.

Eric Bledsoe, Devin Booker, Brandon Knight and Tyler Ulis are all part of the 2016-17 Phoenix Suns roster, while former UK stars Willie Cauley-Stein, DeMarcus Cousins and Skal Labissiere call Sacramento their home. Two other franchises – the Charlotte Hornets (Aaron Harrison, Michael Kidd-Gilchrist) and the New Orleans Pelicans (Anthony Davis and Terrence Jones) – opened the season with two Wildcats apiece.

Using figures compiled by spotrac.com, Kentucky players' current contracts alone are valued at more than \$659 million. Calipari-coached players only (which includes Derrick Rose and Tyreke Evans but not Jodie Meeks or Rajon Rondo) have nearly \$751 million in current contracts. In just the 2016-17 season alone, UK players are slated to make more than \$172 million. Calipari-coached players only will make more than \$183 million. Over the course of their careers, Calipari players have generated approximately \$1.2 billion in total NBA contracts.

Kentucky Picked to Win 48th SEC Title

The Kentucky men's basketball program finds itself in familiar territory under the direction of eighth-year head coach John Calipari. UK is faced with replacing more than 75 percent of its scoring and 70 percent of its rebounding, yet a select panel of media voted the Wildcats to repeat as Southeastern Conference champions. Should Kentucky achieve that standard, it would mark the fifth regular-season title under Calipari and the program's 48th overall.

It's the 12th time since the 1998-99 season the Wildcats are the overall preseason favorite. UK was picked to win the title a season ago and did not disappoint, sharing the crown with Texas A&M. Calipari has directed his teams to regular-season SEC crowns in 2010, 2012, 2015 and 2016.

Each school selected media members that cover their team and additional media from across the nation were selected by the conference office to comprise the voting panel. Points were compiled on a 14-13-12-11-10-9-8-7-6-5-4-3-2-1 basis. Each media member also voted for two All-SEC teams.

UK's Nonconference Schedule Loaded

Kentucky plays one of the premier nonconference schedules in the country on an annual basis, but the Wildcats' 2016-17 slate appears to have taken a typically difficult schedule of games and cranked it up another notch.

UK's 13-game nonconference schedule features eight teams that made it to a postseason tournament in 2015-16, five teams who finished the year with a top 50 RPI ranking and a number of battles with college basketball's blueblood programs. Three of KenPom's top five teams from last season (North Carolina, Kansas and Michigan State) are among the heavyweights Kentucky will face in 2016-17.

The Wildcats' upcoming slate will take the Wildcats as far east as the Bahamas for the second game of a two-year deal with Arizona State (Nov. 28) and as far west as Las Vegas for a matchup with North Carolina in the CBS Sports Classic (Dec. 17).

Kentucky will also travel twice to New York, first to play Michigan State (Nov. 15) in Madison Square Garden, and then against Hofstra at the Barclays Center in Brooklyn (Dec. 11).

UK's always highly anticipated home schedule includes rematches with UCLA (Dec. 3) and Kansas (Jan. 28). This year's annual rivalry with Louisville will take place at the KFC Yum! Center on Dec. 21.

All told, Kentucky's 2016-17 nonconference opponents combined for a record of 200-157 in 2015-16, a .649 winning percentage. Four teams finished the season ranked in the top 25 of the all-important RPI. Five teams start the season ranked in both the Associated Press Top 25 and the USA Today Coaches Poll.

UK's 2016-17 Southeastern Conference schedule will feature nine home games and nine away games, with home-and-home games against Florida,

STREAKS

| | |
|--------------------------------|--------|
| Overall | Won 2 |
| Unranked AP teams anywhere | Won 7 |
| Ranked AP teams anywhere | Lost 1 |
| Home | Won 39 |
| Home SEC | Won 19 |
| Home nonconference | Won 34 |
| Home AP unranked nonconference | Won 31 |
| Home AP ranked teams | Won 4 |
| Home AP unranked teams | Won 35 |
| Road | Won 1 |
| Road SEC | Won 1 |
| Road AP ranked teams | Lost 1 |
| Road AP unranked teams | Won 1 |
| Neutral | Lost 1 |
| Neutral AP ranked teams | Lost 1 |
| Neutral AP unranked teams | Won 3 |

Active Consecutive Made Starts

| | |
|----------------|----|
| Isaiah Briscoe | 26 |
| Bam Adebayo | 2 |
| De'Aaron Fox | 2 |
| Malik Monk | 2 |
| Derek Willis | 2 |

Active Consecutive Made Free Throws

| | |
|----------------|----|
| De'Aaron Fox | 15 |
| Malik Monk | 5 |
| Derek Willis | 4 |
| Bam Adebayo | 2 |
| Isaiah Briscoe | 2 |
| Brad Calipari | 2 |

Active Consecutive Games with a 3-Pointer

| | |
|----------------|---|
| Malik Monk | 2 |
| Mychal Mulder | 2 |
| Wenyen Gabriel | 1 |

DUNK TRACKER

| Player | 2016-17 | Career |
|---------------------|---------|--------|
| Bam Adebayo | 3 | 3 |
| Isaiah Briscoe | 0 | 1 |
| Wenyen Gabriel | 2 | 2 |
| Dominique Hawkins | 1 | 3 |
| Isaac Humphries | 2 | 2 |
| Sacha Killeya-Jones | 1 | 1 |
| Malik Monk | 3 | 3 |
| Derek Willis | 1 | 13 |

DOUBLE-DOUBLES

| Player | 2016-17 | Career |
|----------------|---------|--------|
| Bam Adebayo | 1 | 1 |
| Isaiah Briscoe | 0 | 2 |
| De'Aaron Fox | 1 | 1 |
| Derek Willis | 0 | 2 |

Georgia, Tennessee, Texas A&M and Vanderbilt. It's the fifth straight year the SEC will feature an 18-game schedule.

UK Starts Season at No. 2 in AP Top 25

Despite losing 75.8 percent of its scoring production, 70.0 percent of its rebounding and seven players from last season's roster, Kentucky is ranked No. 2 in the Associated Press Top 25 to begin the 2016-17 season.

The Wildcats picked up two of the 65 first-place votes in the preseason poll. Duke was ranked the No. 1 team in the country with 1,612 points, followed by UK (1,479), Kansas (1,476), Villanova (1,465) and Oregon (1,343).

It's the sixth straight season the Wildcats have been ranked in the top three of the AP Top 25 to begin the year. Kentucky has been ranked in the preseason top five in seven of John Calipari's eight seasons in Lexington.

Five preseason AP Top 25 teams are on the Wildcats' 2016-17 schedule (No. 3 Kansas, No. 6 North Carolina, No. 12 Michigan State, No. 13 Louisville and No. 16 UCLA), including two top-10 teams.

Earlier this month, the Wildcats checked in at No. 4 in the preseason USA Today Coaches Poll. The Wildcats also picked up two first-place votes in that poll.

Keep a Watchful Eye on the Cats

Stocked full of some of the nation's top talent, a handful of Wildcats are on a number of national preseason watch lists:

- Bam Adebayo - Kareem Abdul-Jabbar Award, Naismith Trophy
- Isaiah Briscoe - Lute Olson Award
- De'Aaron Fox - Bob Cousy Award, Naismith Trophy
- Malik Monk - Jerry West Award, Naismith Trophy

All-Americans Play at Kentucky

Three different Wildcats -- all freshmen -- were named to at least one preseason All-America Team.

Bam Adebayo was tabbed a preseason second-team All-American by CBSSports.com and a third-team selection by College Basketball Talk, De'Aaron Fox was named a second-team All-American by Sporting News, and Malik Monk was a third-team selection by CBSSports.com.

Of course, those honors are just preseason, but UK has a track record of All-America honors, especially under John Calipari. Ten different Wildcats have earned All-America honors by one of the NCAA-recognized teams under Calipari.

Four Cats Selected to Preseason All-SEC Teams

Four players were selected to the preseason All-SEC squads by both the league's coaches and the Associated Press.

Freshmen Bam Adebayo and De'Aaron Fox were picked to the first team, while sophomore Isaiah Briscoe and freshman Malik Monk were tabbed to the second team.

Arkansas senior forward Moses Kingsley was tabbed the preseason pick for the league's player of the year award by the AP. The league's coaches do not pick a preseason player of the year.

High-Percentage Shots

Kentucky has scored a whopping 43.3 percent of its points on either layups or dunks and 42.0 points per game inside the paint.

Why such high-percentage baskets? There could be a number of factors to point to. For one, this UK team likes to play fast and beat other teams down the floor, which can lead to layups and dunks. UK is averaging just 13.1 seconds per possession, the ninth-lowest mark in the country.

Defense helps, too. The Wildcats are scoring 30.5 points per game off of turnovers, some of which are easy transition baskets. In that regard, UK is averaging 13.0 fast-break points per game.

Justus Moves to Assistant Coach Role; Robic Special Assistant

Joel Justus, who joined Kentucky two seasons ago as the director of analytics and then special assistant to the head coach, moved to one of the three assistant coaching positions for the 2016-17 season. John Robic, who has served as an assistant to Calipari at three different schools since the late 1980s, moved into the special assistant to the head coach role prior to start of practices in late September.

"I feel I have the best staff of people who surround me in the country," John Calipari said at the time of the announcement. "All are strong in areas that I'm weak. All of them understand that the relationships with our current players and working with them every single day to help them get better is the key to their success and this program. No one should look at this in any other way than me trying to shuffle our staff to put them in the best positions to succeed personally and for them to help our program remain the gold standard.

"Kenny (Payne), Tony (Barbee) and I will continue to work on putting the best incoming classes that we can together with young people who want Kentucky as bad as we want them and who understand that the program isn't for everyone. By putting Joel where he is and having him focus on who we need to hone in on, we'll be more prepared than we've ever been, which is scary. Robes will continue to focus on his strength of making us the most well-prepared team in the country and putting our kids in positions to succeed."

Chuck Hayes Inducted into UK Athletics Hall of Fame

Chuck Hayes was inducted into the UK Athletics Hall of Fame as a member of the 2016 class in October.

A fan favorite for relentless defense and tenacious rebounding, he was named the 2005 Southeastern Conference Defensive Player of the Year and still ranks seventh in career rebounds with 910 in program history. He led the team to the 2005 SEC regular-season championship and was a key member on the 2003 and 2004 SEC Tournament titles.

Champions Classic Renewed Through 2019

College basketball's season-opening marquee event, the Champions Classic, which has pitted the best against the best for the last six seasons, was renewed and will continue through the 2019 season. Kentucky will continue to be a part of it.

The Kentucky men's basketball program, in conjunction with Duke, Kansas, Michigan State and ESPN, will continue the doubleheader series through the 2019 season. The event began in 2011 in esteemed Madison Square Garden in which Kentucky earned a 75-65 win over Kansas, while Duke prevailed over Michigan State. The teams have rotated opponents along with varying cities allowing fans all across the country to watch one of the nation's premier basketball events.

The doubleheader event will be played in Chicago (2017), Indianapolis (2018) and New York (2019). It will also continue to be the final event of ESPN's College Hoops Tip-Off Marathon that provides more than 24 hours of consecutive basketball coverage to mark the start of college basketball season.

Cousins Wins First Career Olympic Gold Medal with USA Basketball

Snatching up what seemed like every rebound, former Wildcat DeMarcus Cousins also hauled in the first Olympic gold medal of his career with a strong performance in the championship game of the 2016 Olympics.

With a gold medal on the line, Cousins saved his best for last for USA Basketball. Coming off the bench for a third straight

game, Cousins set the tempo early by dominating the paint, sparking Team USA to a 40-15 first-half run, and ultimately to a 96-66 rout of Serbia.

Cousins played as well as he has all tournament, posting 13 points and a game-high 15 rebounds for his third double-digit scoring game of the Olympics. He had 11 points and 12 rebounds by halftime.

The 6-foot-11 forward, who was drafted fifth overall in 2010 after a sensational freshman season at Kentucky, averaged 9.1 points and 5.8 rebounds in eight games at the Olympics. He shot 61.4 percent from the floor, only shooting less than 50 percent in one game during the run.

Cousins is the 10th Wildcat all-time to compete in the Olympics and win a gold medal (not counting Sam Bowie, who was awarded a medal by President Jimmy Carter after the United States boycotted the 1980 Moscow Games), tied with North Carolina and UCLA for the most among all colleges. Cousins is also the third former UK player in a row to win a gold medal. Anthony Davis captured the gold at the last Olympics, in 2012, and Tayshaun Prince was a part of the 2008 gold-medal team. Cousins is the second John Calipari player to win a gold medal, joining Davis.

Three is Better Than Two

UK passed UNLV for the nation's longest active streak of consecutive games with a made 3-pointer in its final game of 2015-16, knocking down at least one from long range in 975 consecutive games. UK's current streak is 977 games. UNLV is close behind at 975 through games played on Nov. 13, 2016.

The Cats' last game without a made 3-pointer came against Seton Hall on Nov. 26, 1988 a "three-point" loss in the Great Alaska Shootout.

No Surrender Here

UK is 190-3 (.984) in the John Calipari era when leading by at least 10 points at any time in the contest. Two of those three losses (a 21-point lead at Tennessee and a 12-point lead at Auburn) came during the 2015-16 campaign. The only other loss in the Cal era came during the 2012-13 season when UK gave up an 11-point first-half lead and lost 59-55 at Alabama. All three losses have come to Southeastern Conference foes on the road.

Perhaps most impressive of all is that 72.6 percent of games Calipari has coached in at Kentucky have produced 10-point leads at some point during the game for UK. The Wildcats have led by 10 points or more in a whopping 86.8 percent of Calipari's 219 career wins at Kentucky.

Always Efficient

According to Ken Pomeroy's calculations on kenpom.com, UK's teams under John Calipari have consistently ranked among the most efficient teams in the country per possession.

| Year | Offense (Rank) | Defense (Rank) | Overall |
|------|----------------|----------------|---------|
| 2017 | 115.5 (4) | 90.7 (7) | 4th |
| 2016 | 120.4 (5) | 98.0 (53) | 6th |
| 2015 | 119.3 (5) | 86.5 (2) | 1st |
| 2014 | 117.6 (10) | 96.9 (41) | 11th |
| 2013 | 108.8 (42) | 99.1 (129) | 42nd |
| 2012 | 122.9 (2) | 88.2 (9) | 1st |
| 2011 | 118.1 (7) | 90.4 (15) | 6th |
| 2010 | 116.1 (15) | 86.2 (6) | 3rd |

Kentucky Elite Under Cal

Since John Calipari took over the program in 2009-10, no one in the country has had more wins than Kentucky, and only Kansas has a better winning percentage. UK is 219-47 (.823) during that time span.

1. Kansas: 216-44 (.8308)
2. Kentucky: 219-47 (.8233)
3. Gonzaga: 203-45 (.8185)
- Duke: 212-47 (.8185)
5. Wichita State: 204-48 (.8095)

*numbers through Nov. 13, 2016

S-E-C! S-E-C! S-E-C!

Kentucky has the unquestionable reputation as the league's gold standard. Since the SEC's inception in 1932-33, the Wildcats have been the most dominant team in the league, recording a 956-268 mark (.781) in conference play. Only two other teams have won more than 700 regular-season SEC games (Alabama, Tennessee) and no other team

MEASURABLES



Top Wing Span

1. Sacha Killeya-Jones - 7'2"
2. Bam Adebayo - 7'1.50"
- T3. Isaac Humphries - 7'0"
- T3. Derek Willis - 7'0"
- T5. Wenyen Gabriel - 6'11"

Top Vertical

1. Dominique Hawkins - 44.5"
2. Mychal Mulder - 44.0"
3. Malik Monk - 42.0"
4. Bam Adebayo - 39.5"
5. De'Aaron Fox - 38.5"

Top Hand Width

1. Sacha Killeya-Jones - 11.0"
2. Mychal Mulder - 10.75"
- T3. Isaiah Briscoe - 10.0"
- T3. Tai Wynyard - 10.0"
5. Derek Willis - 9.75"

CATS IN THE NBA

At the beginning of the 2016-17 season, 24 former Wildcats were on an opening-day roster, more than any other school in the country. The following listing is as of opening day.

| Name | Team |
|------------------------|------------------------|
| Eric Bledsoe | Phoenix Suns |
| Devin Booker | Phoenix Suns |
| Willie Cauley-Stein | Sacramento Kings |
| DeMarcus Cousins | Sacramento Kings |
| Anthony Davis | New Orleans Pelicans |
| Aaron Harrison | Charlotte Hornets |
| Andrew Harrison | Memphis Grizzlies |
| Terrence Jones | New Orleans Pelicans |
| Enes Kanter | Oklahoma City Thunder |
| Brandon Knight | Phoenix Suns |
| Michael Kidd-Gilchrist | Charlotte Hornets |
| Skal Labissiere | Sacramento Kings |
| DeAndre Liggins | Cleveland Cavaliers |
| Trey Lyles | Utah Jazz |
| Jodie Meeks | Orlando Magic |
| Jamal Murray | Denver Nuggets |
| Nerlens Noel | Philadelphia 76ers |
| Patrick Patterson | Toronto Raptors |
| Julius Randle | Los Angeles Lakers |
| Rajon Rondo | Sacramento Kings |
| Karl-Anthony Towns | Minnesota Timberwolves |
| Tyler Ulis | Phoenix Suns |
| John Wall | Washington Wizards |
| James Young | Boston Celtics |

Several former Wildcats are among the NBA league leaders in the major statistical categories. Stats are through Nov. 13. Former UK players are in **BOLD**.

Points Per Game

1. DeMar DeRozan (Raptors) - 34.0
3. **Anthony Davis (Pelicans) - 31.1**
8. **DeMarcus Cousins (Kings) - 26.6**
- T18. **John Wall (Wizards) - 22.3**
- T20. **Karl-Anthony Towns (Timberwolves) - 22.1**

Rebounds Per Game

1. Hassan Whiteside (Heat) - 14.6
- T7. **Anthony Davis (Pelicans) - 10.7**
- T17. **Karl-Anthony Towns (Timberwolves) - 8.9**

Assists Per Game

1. James Harden (Rockets) - 13.0
5. **John Wall (Wizards) - 8.3**
12. **Rajon Rondo (Bulls) - 6.5**

Blocks Per Game

1. **Anthony Davis (Pelicans) - 3.00**

Field-Goal Percentage

1. Dwight Howard (Hawks) - .630
4. **Enes Kanter (Thunder) - .574**
12. **Julius Randle (Lakers) - .545**

Steals Per Game

1. Chris Paul (Clippers) - 2.70
- T8. **John Wall (Wizards) - 2.00**
- T17. **Anthony Davis (Pelicans) - 1.70**

Double-Doubles

- T1. Six with 7
- T8. **Anthony Davis (Pelicans) - 5**
- T8. **Karl-Anthony Towns (Timberwolves) - 5**
- T13. **John Wall (Wizards) - 4**
- T13. **Enes Kanter (Thunder) - 4**
- T18. **DeMarcus Cousins (Kings) - 3**

POINTS PER POSSESSION

| Game | Off. PPP | Def. PPP |
|----------------------|----------|----------|
| STEPHEN F. AUSTIN | 1.13 | 0.83 |
| CANISIUS | 1.24 | 0.92 |
| vs. Michigan State | | |
| DUQUESNE | | |
| CLEVELAND STATE | | |
| UT MARTIN | | |
| vs. Arizona State | | |
| UCLA | | |
| VALPARAISO | | |
| vs. Hofstra | | |
| vs. North Carolina | | |
| at Louisville | | |
| at Ole Miss | | |
| TEXAS A&M | | |
| ARKANSAS | | |
| at Vanderbilt | | |
| AUBURN | | |
| at Mississippi State | | |
| SOUTH CAROLINA | | |
| at Tennessee | | |
| KANSAS | | |
| GEORGIA | | |
| at Florida | | |
| LSU | | |
| at Alabama | | |
| TENNESSEE | | |
| at Georgia | | |
| at Missouri | | |
| FLORIDA | | |
| VANDERBILT | | |
| at Texas A&M | | |

Overall

Kentucky offensive high - 1.24 vs. CANISIUS
 Kentucky offensive low - 1.13 vs. SFA

Opponent offensive high - 0.92 vs. CANISIUS
 Opponent offensive low - 0.83 vs. SFA

has a better winning percentage.

- UK has averaged 11.5 wins and only 3.2 losses per season in 83 seasons in the SEC
- Kentucky has won 47 SEC titles and 29 SEC Tournament championships
- The Wildcats have won 14 of the last 24 SEC Tournament titles
- UK has won at least a share of four of the last seven SEC regular-season championships under head coach John Calipari
- Kentucky has played in the championship game of the SEC Tournament in six of Calipari's seven seasons following its 2016 title

Recruit and Reload

Having to say goodbye to nearly three-quarters of its scoring and rebounding load won't be easy for Kentucky in 2016-17, but fortunately John Calipari and his staff know a thing or two about replacing talent with even more talent -- as the Wildcats have done again for this year.

Kentucky welcomed six newcomers to the 2016-17 roster. They include: Edrice "Bam" Adebayo, Brad Calipari, De'Aaron Fox, Wenyen Gabriel, Sacha Killeya-Jones and Malik Monk.

Five of Kentucky's six signees are considered consensus top-25 players in the class of 2016, according to the Recruiting Services Consensus Index. Five of the six are consensus four- or five-star recruits.

Adebayo, Fox, Killeya-Jones and Monk all suited up for the McDonald's All-American Game while Adebayo, Fox, Gabriel and Monk played in the Jordan Brand Classic. Brad Calipari was chosen for the Derby Festival Classic.

In addition to the star-studded recruiting class, UK will also welcome back experience with sophomores Isaiah Briscoe and Isaac Humphries, and seniors Derek Willis, Dominique Hawkins and Mychal Mulder.

Bounce Back

The Wildcats don't lose very often during the John Calipari era, but when they do, they almost always bounce back.

UK is 34-7 under Calipari following a loss. Kentucky's back-to-back losses at Kansas and at Tennessee during the 2015-16 season were its first consecutive losses since losing a pair to Arkansas and South Carolina on Feb. 27, 2014 and March 1, 2014, respectively.

The Wildcats have only lost back-to-back games seven times during the Calipari era and they've never lost three in a row with Calipari on the sidelines. The last time UK lost three games in a row was in February 2009 when the Wildcats dropped four straight games to end the regular season.

Taking Care of Business

Kentucky's 44-17 record vs. opponents ranked in the Associated Press Top 25 is impressive, but the Wildcats' ability to beat all-comers can't be overlooked. Under John Calipari, UK is 175-30 vs. unranked competition, an .854 winning percentage.

The Wildcats' loss to UCLA during the 2015-16 season was its first loss to an unranked opponent since March 1, 2014.

A Winning Institution

Both the UK men's and women's basketball teams posted a seventh straight 20-win season in 2015-16. Kentucky is one of just three institutions (UK, BYU and Duke) in the NCAA that have seen both their men's and women's basketball programs tally 20 or more wins in seven consecutive seasons.

UK's men's team had 27 total wins last season, while the women won 25.

UK'S RECORD VS. RANKED OPPONENTS AND AS A RANKED OPPONENT UNDER CALIPARI

| | Opponent Rank | | | | | | | | | | | | | | | | | | | | | | | | | | | |
|---------------|---------------|-----|-----|-----|-----|-----|-----|-----|-----|-----|-----|-----|-----|-----|-----|-----|-----|-----|-----|-----|-----|-----|-----|----|-----|-------|-------|--------|
| Kentucky (RK) | 1 | 2 | 3 | 4 | 5 | 6 | 7 | 8 | 9 | 10 | 11 | 12 | 13 | 14 | 15 | 16 | 17 | 18 | 19 | 20 | 21 | 22 | 23 | 24 | 25 | RV | NR | TOTAL |
| 1 | - | 0-1 | 0-1 | 1-0 | 2-0 | 2-0 | - | 2-0 | 1-0 | - | - | - | - | - | 2-0 | 1-0 | 1-0 | - | 1-0 | 1-0 | 3-0 | 1-0 | - | - | - | 6-2 | 43-2 | 66-6 |
| 2 | - | - | - | - | 1-0 | 0-1 | - | - | - | - | - | 1-0 | - | - | 1-0 | - | 1-0 | - | 0-1 | - | - | - | - | - | - | 4-0 | 21-0 | 29-2 |
| 3 | - | - | - | 1-0 | - | - | - | - | 0-1 | - | - | 1-0 | - | - | - | - | - | - | - | 0-1 | - | - | - | - | - | 1-0 | 17-0 | 20-2 |
| 4 | - | - | - | - | - | - | - | - | - | - | - | - | 1-0 | - | - | - | - | - | - | - | - | - | - | - | 1-0 | 1-0 | 6-1 | 9-1 |
| 5 | - | - | - | - | - | - | - | - | - | 1-0 | - | - | - | - | - | - | - | - | - | - | - | - | - | - | - | - | 5-0 | 6-0 |
| 6 | - | - | - | - | - | - | - | - | - | - | - | - | - | - | - | - | - | - | - | - | - | - | - | - | - | - | - | - |
| 7 | - | - | - | - | - | - | - | - | - | - | - | - | - | - | - | - | - | - | - | - | - | - | - | - | - | - | - | - |
| 8 | - | - | - | - | - | - | - | - | - | - | - | - | 1-0 | - | - | - | - | - | - | - | - | - | - | - | - | 0-3 | 3-0 | 4-3 |
| 9 | - | - | - | - | - | - | - | - | - | - | - | - | - | - | - | - | - | - | - | - | - | - | - | - | - | - | 1-1 | 1-1 |
| 10 | - | - | - | - | - | - | - | - | - | - | - | - | - | 0-1 | - | - | - | - | - | - | - | - | - | - | - | 0-3 | 4-1 | 4-5 |
| 11 | 1-0 | - | - | - | - | - | 1-0 | - | 0-1 | - | - | - | - | - | - | - | 0-1 | - | - | - | - | 2-0 | - | - | - | - | 5-1 | 9-3 |
| 12 | - | - | - | - | - | - | - | - | - | - | - | - | - | - | - | 1-0 | - | - | - | - | - | - | - | - | - | 1-0 | 1-1 | 3-1 |
| 13 | - | - | - | - | - | - | - | - | - | - | - | - | - | - | - | - | - | - | - | - | - | - | - | - | - | - | 4-1 | 4-1 |
| 14 | - | - | 0-1 | - | - | - | - | - | - | - | - | - | - | - | - | - | - | - | - | - | - | - | - | - | - | 1-1 | 7-1 | 8-3 |
| 15 | - | - | - | - | - | - | - | - | - | - | - | 1-0 | - | - | - | - | - | - | - | - | - | - | - | - | - | 1-0 | 1-0 | 3-0 |
| 16 | - | - | - | - | - | - | - | - | - | - | - | - | - | - | - | - | 1-0 | - | - | - | - | - | - | - | - | - | 3-1 | 4-1 |
| 17 | - | - | - | - | - | - | - | - | - | - | - | - | - | - | - | - | - | - | - | - | - | - | 1-0 | - | - | - | 2-2 | 3-2 |
| 18 | - | - | - | - | - | 1-0 | - | - | - | - | - | - | - | - | - | - | - | - | - | - | - | - | 0-1 | - | - | 1-0 | 4-0 | 6-1 |
| 19 | - | - | - | - | - | - | - | - | - | - | - | - | - | - | - | - | - | - | - | - | - | - | - | - | - | - | 1-0 | 1-0 |
| 20 | - | - | - | 0-1 | - | - | - | - | - | - | - | - | - | - | - | - | - | - | - | - | 1-0 | - | - | - | - | - | 3-1 | 4-2 |
| 21 | - | - | - | - | - | - | - | - | - | - | - | - | - | - | - | - | - | - | - | - | - | - | - | - | - | - | - | - |
| 22 | - | - | - | - | - | - | - | - | - | - | - | - | 1-0 | - | - | - | - | - | - | - | - | - | - | - | - | 1-0 | 5-1 | 7-1 |
| 23 | - | - | - | - | - | - | - | - | - | - | - | - | - | - | - | - | - | - | - | - | - | - | - | - | - | - | 2-0 | 2-0 |
| 24 | - | - | - | - | - | - | - | - | - | - | - | - | - | - | - | - | - | - | - | - | - | - | - | - | - | - | - | - |
| 25 | 0-1 | - | - | - | - | - | 0-1 | - | - | - | - | - | - | - | - | - | - | - | - | - | - | - | - | - | - | - | 1-1 | 1-3 |
| RV | 0-1 | 1-0 | - | - | 1-0 | - | 1-0 | - | - | - | - | 1-0 | - | - | - | - | 0-1 | - | - | - | - | - | - | - | - | - | 3-0 | 7-2 |
| NR | - | - | - | 0-1 | - | - | - | - | - | - | 1-0 | - | - | - | - | 1-0 | - | - | - | - | - | - | - | - | - | - | - | 2-1 |
| TOTAL | 1-2 | 1-1 | 0-2 | 2-2 | 4-0 | 3-1 | 2-1 | 2-0 | 1-2 | 1-0 | 1-0 | 4-0 | 2-0 | 1-1 | 1-0 | 4-0 | 3-0 | 1-3 | 0-1 | 1-1 | 4-0 | 3-0 | 1-1 | - | 1-0 | - | Total | 203-41 |
| | | | | | | | | | | | | | | | | | | | | | | | | | | Total | 44-17 | |

UK'S RECORD WHEN

| KENTUCKY RECORD | ALL | SEC |
|--------------------------------|-----|-----|
| Leading at halftime: | 2-0 | 0-0 |
| Tied at the half: | 0-0 | 0-0 |
| Trailing at halftime: | 0-0 | 0-0 |
| Shoot 50% or higher: | 2-0 | 0-0 |
| Shoot less than 50%: | 0-0 | 0-0 |
| Shoot higher % than opp.: | 2-0 | 0-0 |
| Shoot lower % than opp.: | 0-0 | 0-0 |
| Opp. shoot worse than 50%: | 2-0 | 0-0 |
| Opp. shoot 50% or higher: | 0-0 | 0-0 |
| Score less than 60 points: | 0-0 | 0-0 |
| Score 60-69 points: | 0-0 | 0-0 |
| Score 70-79 points: | 0-0 | 0-0 |
| Score 80-89 points: | 1-0 | 0-0 |
| Score 90-99 points: | 1-0 | 0-0 |
| Score 100+ points: | 0-0 | 0-0 |
| Opp. score less than 60 pts.: | 0-0 | 0-0 |
| Opp. score 60-69 pts.: | 2-0 | 0-0 |
| Opp. score 70-79 pts.: | 0-0 | 0-0 |
| Opp. score 80-89 points: | 0-0 | 0-0 |
| Opp. score 90-99 points: | 0-0 | 0-0 |
| Opp. score 100+ points: | 0-0 | 0-0 |
| Outrebounded opponent: | 1-0 | 0-0 |
| Outrebounded by opponent: | 1-0 | 0-0 |
| Equal number of rebounds: | 0-0 | 0-0 |
| Fewer turnovers than opp.: | 2-0 | 0-0 |
| Same turnovers as opp.: | 0-0 | 0-0 |
| More turnovers than opp.: | 0-0 | 0-0 |
| Make 8 or more 3-pointers: | 0-0 | 0-0 |
| Make 7 or fewer 3-pointers: | 2-0 | 0-0 |
| Games decided by 5 or fewer: | 0-0 | 0-0 |
| Overtime games: | 0-0 | 0-0 |
| On CBS: | 0-0 | 0-0 |
| On ESPN/ESPN2/ESPNU: | 1-0 | 0-0 |
| On Fox Sports1: | 0-0 | 0-0 |
| On SEC Network/(+): | 1-0 | 0-0 |
| On FSN: | 0-0 | 0-0 |
| vs. SEC at Home: | 0-0 | 0-0 |
| vs. SEC on Road: | 0-0 | 0-0 |
| Games vs. AP ranked opp.: | 0-0 | 0-0 |
| Games following a loss: | 0-0 | 0-0 |
| Games following a win: | 1-0 | 0-0 |
| More points in the paint: | 2-0 | 0-0 |
| Fewer/same pts in the paint: | 0-0 | 0-0 |
| More bench points than opp.: | 0-0 | 0-0 |
| Fewer or same bench pts.: | 2-0 | 0-0 |
| More 2nd-chance points: | 0-0 | 0-0 |
| Fewer or same 2nd-chance pts.: | 2-0 | 0-0 |
| More or same points off TOs: | 2-0 | 0-0 |
| Fewer points off TOs: | 0-0 | 0-0 |
| On Monday: | 0-0 | 0-0 |
| On Tuesday: | 0-0 | 0-0 |
| On Wednesday: | 0-0 | 0-0 |
| On Thursday: | 0-0 | 0-0 |
| On Friday: | 1-0 | 0-0 |
| On Saturday: | 0-0 | 0-0 |
| On Sunday: | 1-0 | 0-0 |
| In November: | 2-0 | 0-0 |
| In December: | 0-0 | 0-0 |
| In January: | 0-0 | 0-0 |
| In February: | 0-0 | 0-0 |
| In March: | 0-0 | 0-0 |
| In April: | 0-0 | 0-0 |

MISCELLANEOUS STATS

| Times Led | | | | | | Games With | | | | | | | | | |
|-----------------|------|-------|--------|-------|-------|------------|---------|----------|---------|--------|--------|--------|----------|-----------|--|
| Player | Pts. | Rebs. | Assts. | Stls. | Blks. | 10+ Pts | 20+ Pts | 10+ Rebs | 3+Assts | 3+Blks | 3+Stls | 3+ 3's | Dbl-Dbls | Career DD | |
| 0-Fox | 1 | - | 2 | 1 | - | 2 | 1 | - | 2 | - | 1 | - | 1 | 1 | |
| 1-Killeya-Jones | - | - | - | - | - | - | - | - | - | - | - | - | - | - | |
| 3-Adebayo | - | 1 | - | - | 1 | 1 | - | 1 | - | 1 | - | - | 1 | 1 | |
| 5-Monk | - | - | - | - | - | 2 | - | - | - | - | - | - | - | - | |
| 10-David | - | - | - | - | - | - | - | - | - | - | - | - | - | - | |
| 11-Mulder | - | - | - | - | - | - | - | - | - | - | - | - | - | - | |
| 13-Briscoe | 2 | - | - | - | - | 2 | 1 | - | - | - | - | - | - | 2 | |
| 14-Wynyard | - | - | - | - | - | - | - | - | - | - | - | - | - | - | |
| 15-Humphries | - | 1 | - | 1 | 1 | - | - | - | - | 1 | 1 | - | - | - | |
| 20-Calipari | - | - | - | - | - | - | - | - | - | - | - | - | - | - | |
| 25-Hawkins | - | - | - | 1 | - | - | - | - | 1 | - | - | - | - | - | |
| 30-Pulliam | - | - | - | - | - | - | - | - | - | - | - | - | - | - | |
| 32-Gabriel | - | - | - | - | - | 1 | - | - | - | - | - | - | - | - | |
| 35-Willis | - | - | - | - | 1 | 1 | - | - | - | 1 | - | - | - | 2 | |

STARTING LINEUPS

| Record | Guard | Guard | Guard | Forward | Forward |
|--------|-------|---------|-------|---------|---------|
| 2-0 | Fox | Briscoe | Monk | Willis | Adebayo |

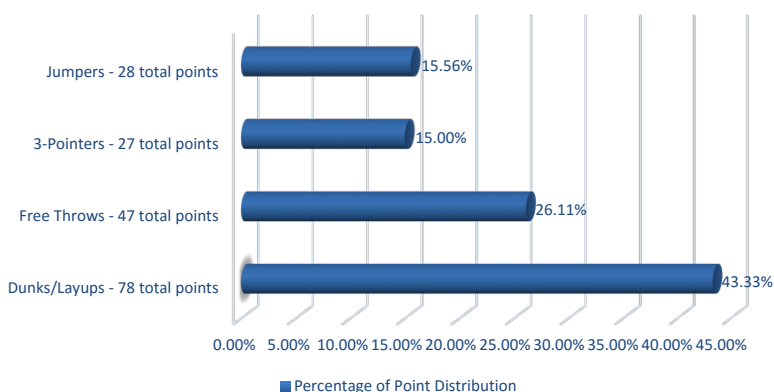
TRACKING THE CATS

| Player | Games With | | Traditional 3-Point Plays | Total |
|------------------|---------------|----------------|---------------------------|-------------------------------|
| | Charges Drawn | UK's First Sub | | Clutch FT-FTA (Last 5:00/OT)* |
| 0-Fox | - | - | 1 | 0-0 (.000) |
| 1-Killelea-Jones | - | - | - | 0-0 (.000) |
| 3-Adebayo | - | - | - | 0-0 (.000) |
| 5-Monk | - | - | 1 | 0-0 (.000) |
| 10-David | - | - | - | 0-0 (.000) |
| 11-Mulder | - | - | - | 0-0 (.000) |
| 13-Briscoe | - | - | - | 0-0 (.000) |
| 14-Wynyard | - | - | - | 0-0 (.000) |
| 15-Humphries | - | 1 | - | 0-0 (.000) |
| 20-Calipari | - | - | - | 0-0 (.000) |
| 25-Hawkins | - | - | - | 0-0 (.000) |
| 30-Pulliam | - | - | - | 0-0 (.000) |
| 32-Gabriel | 1 | 1 | - | 0-0 (.000) |
| 35-Willis | - | - | 2 | 0-0 (.000) |

*single-digit game with 5:00 to play

HOW THE CATS ARE SCORING

Percentage of Point Distribution



WIN/LOSS MARGIN

| MARGIN | W | L |
|--------|---|---|
| 1 | | |
| 2 | | |
| 3 | | |
| 4 | | |
| 5 | | |
| 6 | | |
| 7 | | |
| 8 | | |
| 9 | | |
| 10 | | |
| 11-15 | | |
| 16-20 | | |
| 21+ | 2 | |

TEAM'S FAST FACTS

| | |
|-----------------------------|-------|
| Shooting Percentage: | .504 |
| Avg. Assists Per Game: | 15.5 |
| Points Off Turnovers Avg.: | 30.5 |
| Second-Chance Points Avg.: | 11.5 |
| Points in the Paint Avg.: | 42.0 |
| Fast Break Points Avg.: | 13.0 |
| Bench Points Avg.: | 23.5 |
| Points Per Possession Avg.: | 1.188 |
| Avg. Time of Possession: | 13.1 |

HOW UK SCORED ITS FIRST POINTS

| PLAYER | DUNK/LAYUP | JUMPER | 3PT | FT |
|------------------|------------|--------|-----|----|
| 0-Fox | 1 | | | 1 |
| 1-Killelea-Jones | | | | |
| 3-Adebayo | | | | |
| 5-Monk | | | | |
| 10-David | | | | |
| 11-Mulder | | | | |
| 13-Briscoe | | | | |
| 14-Wynyard | | | | |
| 15-Humphries | | | | |
| 20-Calipari | | | | |
| 25-Hawkins | | | | |
| 30-Pulliam | | | | |
| 32-Gabriel | | | | |
| 35-Willis | | | | |

GAME-BY-GAME LEADERS

| Date | Opponent | Result | Points | Rebounds | Blocks | Steals | Assists |
|-------|---------------------------------|-----------|---------------|-----------------|--------------------|-------------|---------------|
| 10/30 | Clarion # | W, 108-51 | Monk - 15 | Adebayo - 14^ | Willis - 2^ | Two with 4^ | Briscoe - 11^ |
| 11/6 | Asbury # | W, 156-63 | Fox - 25^ | Humphries - 12^ | Killeya-Jones - 4^ | Two with 4^ | Two with - 7^ |
| 11/11 | STEPHEN F. AUSTIN | W, 87-64 | Briscoe - 17^ | Humphries - 8 | Two with 3^ | Two with 3^ | Fox - 12^ |
| 11/13 | CANISIUS | W, 93-69 | Two with 21 ^ | Adebayo - 11^ | Adebayo - 3^ | Hawkins - 2 | Fox - 3^ |
| 11/15 | vs. Michigan State ¹ | | | | | | |
| 11/20 | DUQUESNE | | | | | | |
| 11/23 | CLEVELAND STATE | | | | | | |
| 11/25 | UT MARTIN | | | | | | |
| 11/28 | vs. Arizona State ² | | | | | | |
| 12/3 | UCLA | | | | | | |
| 12/7 | VALPARAISO | | | | | | |
| 12/11 | vs. Hofstra ³ | | | | | | |
| 12/17 | vs. North Carolina ⁴ | | | | | | |
| 12/21 | at Louisville | | | | | | |
| 12/29 | at Ole Miss | | | | | | |
| 1/3 | TEXAS A&M | | | | | | |
| 1/7 | ARKANSAS | | | | | | |
| 1/10 | at Vanderbilt | | | | | | |
| 1/14 | AUBURN | | | | | | |
| 1/17 | at Mississippi State | | | | | | |
| 1/21 | SOUTH CAROLINA | | | | | | |
| 1/24 | at Tennessee | | | | | | |
| 1/28 | KANSAS | | | | | | |
| 1/31 | GEORGIA | | | | | | |
| 2/4 | at Florida | | | | | | |
| 2/7 | LSU | | | | | | |
| 2/11 | at Alabama | | | | | | |
| 2/14 | TENNESSEE | | | | | | |
| 2/18 | at Georgia | | | | | | |
| 2/21 | at Missouri | | | | | | |
| 2/25 | FLORIDA | | | | | | |
| 2/28 | VANDERBILT | | | | | | |
| 3/4 | at Texas A&M | | | | | | |

^ - Game Leader

Times Led
PointsTimes Led
ReboundsTimes Led
BlocksTimes Led
StealsTimes Led
Assists

1 - New York (Champions Classic)

2 - Bahamas

3 - Brooklyn, N.Y.

4 - Las Vegas (CBS Sports Classic)

* - SEC Tournament (Nashville, Tenn.)

+ - NCAA Tournament (Des Moines, Iowa)

- exhibition contest

Briscoe - 2
Fox - 1Adebayo - 1
Humphries - 1Adebayo - 1
Humphries - 1
Willis - 1Fox - 1
Hawkins - 1
Humphries - 1

Fox - 2

THE LAST TIME ...

INDIVIDUALS

SCORING

Scored 25 Points: Tyler Ulis (27) vs. Indiana, 3/19/16

Scored 30 Points: Tyler Ulis (30) vs. Texas A&M, 3/13/16

Scored 35 Points: Jamal Murray (35) vs. Florida, 2/6/16

Scored 40 Points: Jodie Meeks (45) at Arkansas, 2/14/09

Scored 45 Points: Jodie Meeks (45) at Arkansas, 2/14/09

Scored 50 Points: Jodie Meeks (54) at Tennessee, 1/13/09

Two Players Had 20 Points: Isaiah Briscoe (21), De'Aaron Fox (21) vs. Canisius, 11/13/16

Three Players Had 20 Points: DeMarcus Cousins (27)/John Wall (21)/Patrick Patterson (20) vs. Sam Houston State, 11/19/09

Two Players Had 30 Points: Patrick Patterson (33) and Jodie Meeks (32) vs. Tennessee State, 12/22/08

Scored 20 Points in Two Straight Games: Tyler Ulis (2) 3/12/16 - 3/13/16

Scored 20 Points in Three Straight Games: Jamal Murray (12) 2/2/16 - 3/12/16

Scored 20 Points in Four Straight Games: Jamal Murray (12) 2/2/16 - 3/12/16

Scored 20 points in Five Straight Games: Jamal Murray (12) 2/2/16 - 3/12/16

Scored 20 points in Six Straight games: Jamal Murray (12) 2/2/16 - 3/12/16

Scored 20 points in Seven Straight games: Jamal Murray (12) 2/2/16 - 3/12/16

Scored 20 points in Eight Straight games: Jamal Murray (12) 2/2/16 - 3/12/16

Scored 20 points in Nine Straight games: Jamal Murray (12) 2/2/16 - 3/12/16

Scored 20 points in 10 Straight games: Jamal Murray (12) 2/2/16 - 3/12/16

Scored 20 points in 11 Straight games: Jamal Murray (12) 2/2/16 - 3/12/16

Scored 20 points in 12 Straight games: Jamal Murray (12) 2/2/16 - 3/12/16

Scored 20 points in 15 Straight games: Dan Issel (18) 12/1/69 - 2/7/70

Scored 25 Points in Three Straight Games: Tayshaun Prince (3) 3/11/ - 01-3/1701

Scored 30 Points in Two Straight Games: Jodie Meeks vs. Appalachian State (46) 12/20/08; vs. Tennessee State (32) 12/22/08

Scored 30 Points in Three Straight Games: Dan Issel (6) 2/14/70 - 3/2/70

Scored in double figures in 10 straight Games: Jamal Murray (34) 11/17/15 - 3/19/16, Tyler Ulis (21) 1/12/16 - 3/19/16

Scored in double figures in 15 straight Games: Jamal Murray (34) 11/17/15 - 3/19/16, Tyler Ulis (21) 1/12/16 - 3/19/16

Scored in double figures in 25 straight Games: Jamal Murray (34) 11/17/15 - 3/19/16

Scored in double figures in 30 straight Games: Jamal Murray (34) 11/17/15 - 3/19/16

Scored in double figures in 33 straight Games: Jamal Murray (34) 11/17/15 - 3/19/16

Scored in double figures in 34 straight Games: Jamal Murray (34) 11/17/15 - 3/19/16

Scored in double figures in 35 straight Games: Kenny Walker (36) 11/14/85 - 3/22/86

Five Players Scored in Double Figures: Isaiah Briscoe (17), Derek Willis (15), De'Aaron Fox (12), Wenyen Gabriel (10), Malik Monk (10) vs. Stephen F. Austin, 11/11/16

Six Players Scored in Double Figures: Karl-Anthony Towns (19), Aaron Harrison (18), Dakari Johnson (13), Andrew Harrison (12), Devin Booker (11), Tyler Ulis (10) vs. Auburn, 2/21/15

Seven Players Scored in Double Figures: Randolph Morris (17), Kelenna Azubuike (15), Patrick Sparks (14), Chuck Hayes (12), Rajon Rondo (11), Ravi Moss (10) and Ramel Bradley (10) vs. Mississippi State 2/19/05

Four Players with 15 or more points: Julius Mays (24), Alex Poythress (21), Archie Goodwin (18), Ryan Harrow (15) vs. Missouri, 2/23/13

DOUBLE-DOUBLES

Double-Double: Bam Adebayo (14 points, 11 rebounds) vs. Canisius, 11/13/16

Triple-Double: Chris Mills (19 points, 10 rebounds, 10 assists) vs. Austin Peay, 12/27/88

20-10 (Rebs) Game: Alex Poythress (21 points, 13 rebounds) vs. Eastern Kentucky, 12/9/15

20-10 (Assts) Game: Tyler Ulis (22 points, 11 assists) at Texas A&M, 2/20/16

20-15 Game: Julius Randle (23 points, 15 rebounds) vs. UNC Asheville, 11/8/13

30-10 Game: Tayshaun Prince (33 points, 11 rebounds) vs. Tennessee State, 12/22/98

Back-to-Back 20-10 Games: Julius Randle (3) 11/8/13 - 11/10/13

Three Straight 20-10 Games: Julius Randle (3) 11/8/13 - 11/12/13

Double-Double in Points and Rebs.: Bam Adebayo (14 points, 11 rebounds) vs. Canisius, 11/13/16

Double-Double in Points and Assists: De'Aaron Fox (12 points, 12 assists) vs. Stephen F. Austin, 11/11/16

Double-Double in Points and Blocks: Never

Double-Double in Points and Steals: Never

Double-double in two consecutive games: Tyler Ulis (19 pts, 11 assts) at Florida, (3/5/16), (14 pts, 14 assts) vs. LSU, 3/5/16

Double-double in three consecutive games: - Julius Randle (19p, 15r) vs. Kansas State, 3/21/14; (13 p, 10 r), vs. Wichita State, 3/23/14; (15 p, 12 r), vs. Louisville, 3/28/14; (16 p, 11 r), vs. Michigan, 3/30/14

Double-double in four consecutive game: Julius Randle (19p, 15r) vs. Kansas State, 3/21/14; (13 p, 10 r), vs. Wichita State, 3/23/14; (15 p, 12 r), vs. Louisville, 3/28/14; (16 p, 11 r), vs. Michigan, 3/30/14

Double-double in five consecutive game: Julius Randle (14p, 10r) at Arkansas, (2/27/14); (10p, 15r) at South Carolina (3/1/14); (12 p, 11 r) vs. Alabama, (3/4/14); (16 p, 10 r) at Florida, (3/8/14); (17 p, 16 r) vs. LSU, (3/14/14); (12 p, 11 r) vs. Georgia, (3/15/14)

Double-double in six consecutive games: Julius Randle (14p, 10r) at Arkansas, (2/27/14); (10p, 15r) at South Carolina (3/1/14); (12 p, 11 r) vs. Alabama, (3/4/14); (16 p, 10 r) at Florida, (3/8/14); (17 p, 16 r)

vs. LSU, (3/14/14); (12 p, 11 r) vs. Georgia, (3/15/14)

Double-double in seven consecutive games: Julius Randle (7) 11/18/13-11/27/13

Double-double in 10 consecutive games: Jim Andrews, 1972-73 season

Two players record double-doubles: Tyler Ulis (14 points, 14 assists), Marcus Lee (12 points, 10 rebounds) vs. LSU, 3/5/16

Three players record double-doubles: DeMarcus Cousins (19 pts, 14 rebs)/Patrick Patterson (19 pts, 10 rebs)/John Wall (18 pts, 10 rebs) at Mississippi State, 2/16/10

Four players record double-doubles: Jack Givens (30 pts, 13 rebs)/Kyle Macy (16 pts, 10 assts)/Mike Phillips (22 pts, 18 rebs)/Rick Robey (23 pts, 13 rebs) vs. Southern Methodist, 11/26/77

Five players record double-doubles: Never

FIELD GOALS

Made 12 FG in a game: Jamal Murray (12) at Vanderbilt, 2/27/16

Made 15 FG in a game: Jodie Meeks (17) at Arkansas, 2/14/09

Made 16 FG in a game: Jodie Meeks (17) at Arkansas, 2/14/09

Made 17 FG in a game: Jodie Meeks (17) at Arkansas, 2/14/09

Made 18 FG in a game: Melvin Turpin (18) vs. Georgia, 3/8/84

Made 19 FG in a game: Dan Issel (19) vs. Alabama, 2/23/70

Made 20 FG in a game: Dan Issel (23) vs. Ole Miss, 2/7/70

Made 21 FG in a game: Dan Issel (23) vs. Ole Miss, 2/7/70

Made 22 FG in a game: Dan Issel (23) vs. Ole Miss, 2/7/70

Made 23 FG in a game: Dan Issel (23) vs. Ole Miss, 2/7/70

Attempted 17 FG in a game: Tyler Ulis (20), Jamal Murray (18) vs. Indiana, 3/19/16

Attempted 18 FG in a game: Tyler Ulis (20), Jamal Murray (18) vs. Indiana, 3/19/16

Attempted 19 FG in a game: Tyler Ulis (20) vs. Indiana, 3/19/16

Attempted 20 FG in a game: Tyler Ulis (20) vs. Indiana, 3/19/16

Attempted 25 FG in a game: Jodie Meeks (27) vs. VMI, 11/14/08

3-POINTERS

Made 5 3-pointers in a game: Jamal Murray (5) vs. Alabama (3/11/16)

Made 6 3-pointers in a game: Jamal Murray (6) at Vanderbilt (2/27/16)

Made 7 3-pointers in a game: Derek Willis (7) vs. Tennessee (2/18/16)

Made 8 3-pointers in a game: Jamal Murray (8) vs. Florida (2/6/16)

Made 9 3-pointers in a game: Jodie Meeks (10) at Tennessee, 1/13/09

Made 10 3-pointers in a game: Jodie Meeks (10) at Tennessee, 1/13/09

Made 11 3-pointers in a game: Never

Attempted 10 3-pointers in a game: Jamal Murray (10) vs. Texas A&M, 3/13/16

Attempted 15 3-pointers in a game: Jodie Meeks (15) at Tennessee, 1/13/09

Attempted 16 3-pointers in a game: Derrick Miller (16) vs. LSU 2/15/90

Attempted 17 3-pointers in a game: Derrick Miller (19) vs. Kansas 12/6/89

Attempted 18 3-pointers in a game: Derrick Miller (19) vs. Kansas 12/6/89

Attempted 19 3-pointers in a game: Derrick Miller (19) vs. Kansas 12/6/89

Made a 3-pointer in 10 straight games: Jamal Murray (36), 11/13/15 - 3/19/16, Derek Willis (17), 1/12/16 - 3/17/16

Made a 3-pointer in 15 straight games: Jamal Murray (36), 11/13/15 - 3/19/16, Derek Willis (17), 1/12/16 - 3/17/16

Made a 3-pointer in 20 straight games: Jamal Murray (36), 11/13/15 - 3/19/16

Made a 3-pointer in 30 straight games: Jamal Murray (36), 11/13/15 - 3/19/16

Made two 3-pointers in 10 straight games: Jamal Murray (17), 1/23/16 - 3/17/16

Made three 3-pointers in 10 straight games: Gerald Fitch (20) 1/14/03 - 3/23/03

Made three 3-pointers in 15 straight games: Gerald Fitch (20) 1/14/03 - 3/23/03

Made three 3-pointers in 20 straight games: Gerald Fitch (20) 1/14/03 - 3/23/03

Made three 3-pointers in 25 straight games: Keith Bogans (29) 3/14/02 - 2/26/03

FREE THROWS

Made 8 FT in a game: De'Aaron Fox (9) vs. Canisius, 11/13/16

Made 9 FT in a game: De'Aaron Fox (9) vs. Canisius, 11/13/16

Made 10 FT in a game: Tyler Ulis (12) at Tennessee, 2/2/16

Made 11 FT in a game: Tyler Ulis (12) at Tennessee, 2/2/16

Made 12 FT in a game: Tyler Ulis (12) at Tennessee, 2/2/16

Made 13 FT in a game: Tyler Ulis (14) at Arkansas, 1/21/16

Made 14 FT in a game: Tyler Ulis (14) at Arkansas, 1/21/16

Made 15 FT in a game: Rodrick Rhodes (16) vs. Ole Miss 1/18/95

Made 16 FT in a game: Rodrick Rhodes (16) vs. Ole Miss 1/18/95

Made 17 FT in a game: Dwight Anderson (18) vs. Mississippi State 2/12/79

Made 18 FT in a game: Dwight Anderson (18) vs. Mississippi State 2/12/79

Attempted 10 FT in a game: Jamal Murray (10) at Florida, 3/1/16

Attempted 15 FT in a game: Tyler Ulis (15) at Arkansas, 1/21/16

Attempted 20 FT in a game: Heshimu Evans (20) vs. Ole Miss 3/5/99

REBOUNDS

15 Rebs: Julius Randle (15) vs. Kansas State, 3/21/14

16 Rebs: Julius Randle (16) vs. LSU, 3/14/14

20 Rebs: Jared Prickett (20) vs. Arkansas 2/9/94

25 Rebs: Mike Phillips (28) vs. Tennessee 1/10/76

30 Rebs: Cotton Nash (30) vs. Ole Miss 2/8/64

34 Rebs: Bob Burrow (34) vs. Temple 12/10/55

10+ Rebs in three consecutive games: Julius Randle (4) 3/21/14 - 3/30/14

10+ Rebs in four consecutive games: Julius Randle (4) 3/21/14 - 3/30/14

10+ Rebs in five consecutive games: Julius Randle (10) 2/12/14 - 3/15/14



THE LAST TIME ...

10+ Rebs in six consecutive games: Julius Randle (10) 2/12/14 - 3/15/14

10+ Rebs in seven consecutive games: Julius Randle (10) 2/12/14 - 3/15/14

10+ Rebs in eight consecutive games: Julius Randle (10) 2/12/14 - 3/15/14

10+ Rebs in nine consecutive games: Julius Randle (10) 2/12/14 - 3/15/14

10+ Rebs in 10 consecutive games: Julius Randle (10) 2/12/14 - 3/15/14

Two players had 10 rebounds: Derek Willis (12) and Tyler Ulis (10) at Auburn, 1/16/16

Three players had 10 rebounds: Michael Kidd-Gilchrist (19), Terrence Jones (11), Anthony Davis (10) vs. Louisville, 12/31/11

ASSISTS

6 Assists: De'Aaron Fox (12) vs. Stephen F. Austin, 11/11/16

7 Assists: De'Aaron Fox (12) vs. Stephen F. Austin, 11/11/16

8 Assists: De'Aaron Fox (12) vs. Stephen F. Austin, 11/11/16

9 Assists: De'Aaron Fox (12) vs. Stephen F. Austin, 11/11/16

10 Assists: De'Aaron Fox (12) vs. Stephen F. Austin, 11/11/16

11 Assists: De'Aaron Fox (12) vs. Stephen F. Austin, 11/11/16

12 Assists: De'Aaron Fox (12) vs. Stephen F. Austin, 11/11/16

13 Assists: Tyler Ulis (14) vs. LSU, 3/5/16

14 Assists: Tyler Ulis (14) vs. LSU, 3/5/16

15 Assists: John Wall (16) vs. Hartford, 12/29/09

16 Assists: John Wall (16) vs. Hartford, 12/29/09

5+ Assists in Four Consecutive Games: Tyler Ulis (24) 12/26/15 - 3/17/16

8+ Assists in Two Consecutive Games: Tyler Ulis (2) 3/1/16 - 3/5/16

BLOCKS

4 Blocks: Skal Labissiere (6) vs. Stony Brook, 3/17/16

5 Blocks: Skal Labissiere (6) vs. Stony Brook, 3/17/16

6 Blocks: Skal Labissiere (6) vs. Stony Brook, 3/17/16

7 Blocks: Karl-Anthony Towns (7) vs. Vanderbilt, 1/20/15

8 Blocks: Willie Cauley-Stein (9) vs. Boise State, 12/10/13

9 Blocks: Willie Cauley-Stein (9) vs. Boise State, 12/10/13

10 Blocks: Nerlens Noel (12) at Ole Miss, 1/29/13

11 Blocks: Nerlens Noel (12) at Ole Miss, 1/29/13

12 Blocks: Nerlens Noel (12) at Ole Miss, 1/29/13

STEALS

4 Steals: Isaiah Briscoe (4)/Tyler Ulis (6) vs. Ole Miss, 1/2/16

5 Steals: Tyler Ulis (6) vs. Ole Miss, 1/2/16

6 Steals: Tyler Ulis (6) vs. Ole Miss, 1/2/16

7 Steals: Rajon Rondo (8) vs. Mississippi State, 2/19/05

8 Steals: Rajon Rondo (8) vs. Mississippi State, 2/19/05

MINUTES

Played every minute: Tyler Ulis (45) vs. Texas A&M, 3/13/16

Played 40+ minutes: Tyler Ulis (45) vs. Texas A&M, 3/13/16

Played more than 50 minutes: Patrick Patterson (50) vs. Vanderbilt, 1/12/08

Technical Foul: Isaac Humphries at Texas A&M, 2/20/16

FOULS

Fouled Out: Tyler Ulis, vs. Indiana, 3/19/16

Two Players Fouled Out: Isaiah Briscoe and Alex Poythress, at Florida, 3/1/16

Three Players Fouled Out: Skal Labissiere, Marcus Lee, Alex Poythress, Derek Willis, at Kansas, 1/30/16

Four Players Fouled Out: Skal Labissiere, Marcus Lee, Alex Poythress, Derek Willis, at Kansas, 1/30/16

TEAM

STARTS

Started four freshmen: Isaiah Briscoe, Jamal Murray, Charles Matthews, Skal Labissiere vs. Illinois State, 11/30/15

Started five freshmen: Aaron Harrison, Andrew Harrison, Dakari Johnson, Julius Randle, James Young vs. Connecticut, 4/7/14

SCORING

Scored 90 or More Points: 93 vs. Canisius, 11/13/16 (W, 93-69)

Scored 90 or More Points (SEC Game): 94 vs. LSU, 3/5/16 (W, 94-77)

Scored 100 or More Points: 110 vs. Auburn, 2/21/15 (W, 110-75)

Scored 100 or More Points (SEC Game): 110 vs. Auburn, 2/21/15 (W, 110-75)

Scored 110 or More Points: 110 vs. Auburn, 2/21/15 (W, 110-75)

Scored 110 or More Points (SEC Game): 110 vs. Auburn, 2/21/15 (W, 110-75)

Scored 120 or More Points: 120 vs. Vanderbilt, 2/7/96 (W, 120-81)

Scored 120 or More Points (SEC Game): 120 vs. Vanderbilt, 2/7/96 (W, 120-81)

Scored 130 or More Points: 143 vs. Georgia, 2/27/56 (W, 143-66)

Scored 140 or More Points: 143 vs. Georgia, 2/27/56 (W, 143-66)

Scored 150 or More Points: Never

Scored Less than 50 Points: 48 vs. Vanderbilt, 3/15/13 (L, 64-48)

Scored 100 Points in Two Consecutive Games: 3/25/93-3/27/93

Scored 100 Points in Three Consecutive Games: 12/16/77-12/23/77

Scored 100 Points in Consecutive SEC Games: 2/27/56-3/3/56

OPPONENT SCORING

Allowed 90 or More Points: 90 at Kansas, 1/30/16 (L, 90-84)

Allowed 90 or More Points (SEC Game): 90 by Georgia, 3/4/09 (L, 90-85)

Allowed 100 or More Points: 111 by VMI, 11/14/08 (L, 111-103)

Allowed 100 or More Points (SEC Game): 101 by Arkansas, 2/10/93 (L, 101-94)

Allowed Less Than 50 Points: 48 vs. Georgia, 2/9/16 (W, 82-48)

Allowed Less Than 50 Points (SEC): 48 vs. Georgia, 2/9/16 (W, 82-48)

SHOOTING PERCENTAGES

Shot 70% from the field: .722 vs. Mississippi St., 2/15/86

Shot 65% from the field: .677 vs. LIU Brooklyn, 11/23/12

Shot 30% or less from the field: .281 at Texas A&M (1/10/15)

Allowed 50% shooting: .529 vs. Mississippi State, 1/12/16

Allowed 60% shooting: .640 by Florida, 3/4/07

Allowed 20% or less shooting: .197 by Montana State, 11/23/14 (12-61)

Allowed 30% or less shooting: .263 by Stony Brook, 3/17/16 (20-76)

Held opponent to zero 3-pointers: at Auburn, 1/19/13 (0-15)

FREE THROWS

Shot 90% or Better from Free Throw Line: 90.0 (9-10) vs. Wisconsin (4/4/15)

Shot 100% from Free Throw Line: 11-11 vs. Florida, 2/7/12

Shot 50% or Less from Free Throw Line: .435 (10-23) at Vanderbilt, 2/27/16

Attempted 40 FT: vs. Illinois State (46), 11/30/15

Attempted five or less FT: vs. South Carolina (4) 1/21/06

Made 30 FT: 30 vs. Auburn, 3/14/15 (30-35)

3-POINTERS

Hit 10 3-pointers: 10 vs. Texas A&M, 3/12/16 (10-24)

Hit 11 3-pointers: 13 vs. Alabama, 3/11/16 (13-22)

Hit 12 3-pointers: 13 vs. Alabama, 3/11/16 (13-22)

Hit 13 3-pointers: 13 vs. Alabama, 3/11/16 (13-22)

Hit 14 3-pointers: 15 vs. Georgia, 3/1/12 (15-27)

Hit 15 3-pointers: 15 vs. Georgia, 3/1/12 (15-27)

Hit 16 3-pointers: 16 vs. UNC-Asheville, 12/23/96 (16-33)

Hit 17 3-pointers: 20 vs. LSU, 3/4/95 (20-35)

Hit 18 3-pointers: 20 vs. LSU, 3/4/95 (20-35)

Hit 19 3-pointers: 20 vs. LSU, 3/4/95 (20-35)

Hit 20 3-pointers: 20 vs. LSU, 3/4/95 (20-35)

Hit 21 3-pointers: 21 vs. North Carolina, 12/27/89 (21-48)

Hit 22 3-pointers: Never

SCORING MARGINS

Won game by 50 points or more: 58 vs. Montana State (W, 86-28) 11/23/14

Won game by 60 points or more: 62 vs. Vanderbilt (W, 106-44) 3/5/03

Won game by 70 points or more: 74 vs. Tennessee-Martin (W, 124-50) 11/26/94

Lost game by 30 points or more: 30 at Tennessee (L, 88-58) 2/16/13

Lost game by 40 points or more: 41 at Vanderbilt (L, 93-52) 2/12/08

Lost game by 50 points or more: 55 at Kansas (L, 150-95) 12/9/89

Lost game by 60 points or more: 70 vs. Central (L, 87-17) 1/28/1910

Lost game by 70 points or more: 70 vs. Central (L, 87-17) 1/28/1910

Game decided by one point: vs. Wisconsin, 4/5/14 (W, 74-73)

Game decided by two points: at Texas A&M, 2/20/16 (L, 79-77)

Game decided by three points: vs. Ole Miss, 1/6/15 (W, 89-86)

Two consecutive games decided by one point: vs. North Carolina (W, 73-72) 12/3/11 and at Indiana (L, 73-72) 12/10/11

Three consecutive games decided by one point: Never

Two consecutive games decided by two points: at Ole Miss (L, 71-69) 2/1/11 and Florida (L, 70-68) 2/5/11

Came back from 18-point deficit for win: W, 72-70 vs. Miami Univ. (11/16/09); Trailed 36-18 (7:04 in 1st)

Came back from 19-point deficit for win: W, 80-77 vs. Florida (3/2/94); Trailed 33-14 (7:00 in 1st)

Came back from 20-point deficit for win: W, 99-95 at LSU (2/15/94); Trailed 68-37 (15:34 in 2nd)

Came back from 30-point deficit for win: W, 99-95 at LSU (2/15/94); Trailed 68-37 (15:34 in 2nd)

Came back from 31-point deficit for win: W, 99-95 at LSU (2/15/94); Trailed 68-37 (15:34 in 2nd)

REBOUNDS

Pulled down 50 rebounds: 50 (18-32) vs. Eastern Kentucky, 12/9/15

Pulled down 55 rebounds: 56 (17-39) vs. Robert Morris, 11/17/13

Pulled down 60 rebounds: 62 (19-43) vs. Morehead State, 12/16/96

OVERTIME GAMES

Played an Overtime Game: vs. Texas A&M, 3/13/16 (W, 82-77 OT)

Won an Overtime Game: vs. Texas A&M, 3/13/16 (W, 82-77 OT)

Played an SEC Overtime Game: at Texas A&M, 2/20/16 (L, 79-77 OT)

Won an SEC Overtime Game: at Texas A&M, 1/10/15 (W, 70-64 2OT)

Lost an Overtime Game: at Texas A&M, 2/20/16 (L, 79-77 OT)

Lost an SEC Overtime Game: at Texas A&M, 2/20/16 (L, 79-77 OT)

Played an Overtime Game in SEC Tournament: vs. Texas A&M, 3/13/16 (W, 82-77 OT)

Won an Overtime Game in SEC Tournament: vs. Texas A&M, 3/13/16 (W, 82-77 OT)

Played Two Overtimes: at Texas A&M, 1/10/15 (W, 70-64 2ot)

Played Three Overtimes: vs. Temple 12/7/57 (W, 85-83)

Played Four Overtimes: Never played four overtime game

Played consecutive games that went to overtime: 1/6/15 vs. Ole Miss (W, 89-86) and 1/10/15 at Texas A&M (70-64)





The GREATEST tradition in the history of college basketball.

FAST FACTS

| | |
|-------------------------|------------------------|
| Year Opened: | 1976 |
| First Game: | Nov. 27, 1976 |
| All-Time Record: | 548-64 (.895) |
| Record Under Coach Cal: | 121-4 (.968) |
| Capacity: | 23,000 |
| Record Crowd: | 24,479 (Jan. 20, 2010) |
| Longest Winning Streak: | 54 (11/9/10-12/1/12) |
| Current Winning Streak: | 39 (3/4/14 - Present) |

YEAR-BY-YEAR RECORDS

| Season | W-L | Pct. | Start |
|--------------|---------------|-------------|-------|
| 2016-17 | 2-0 | 1.000 | 2-0 |
| 2015-16 | 17-0 | 1.000 | 17-0 |
| 2014-15 | 19-0 | 1.000 | 19-0 |
| 2013-14 | 16-2 | .889 | 14-0 |
| 2012-13 | 16-2 | .889 | 3-0 |
| 2011-12 | 18-0 | 1.000 | 18-0 |
| 2010-11 | 15-0 | 1.000 | 15-0 |
| 2009-10 | 18-0 | 1.000 | 18-0 |
| 2008-09 | 12-6 | .667 | 3-0 |
| 2007-08 | 14-4 | .778 | 1-0 |
| 2006-07 | 14-2 | .875 | 10-0 |
| 2005-06 | 10-5 | .667 | 4-0 |
| 2004-05 | 14-1 | .933 | 7-0 |
| 2003-04 | 11-2 | .846 | 3-0 |
| 2002-03 | 12-1 | .923 | 1-0 |
| 2001-02 | 12-3 | .800 | 0-1 |
| 2000-01 | 11-1 | .917 | 0-1 |
| 1999-2000 | 14-0 | 1.000 | 14-0 |
| 1998-99 | 12-1 | .923 | 6-0 |
| 1997-98 | 9-3 | .750 | 4-0 |
| 1996-97 | 12-1 | .923 | 12-0 |
| 1995-96 | 13-0 | 1.000 | 13-0 |
| 1994-95 | 12-1 | .923 | 2-0 |
| 1993-94 | 13-1 | .929 | 11-0 |
| 1992-93 | 16-0 | 1.000 | 16-0 |
| 1991-92 | 15-2 | .882 | 1-0 |
| 1990-91 | 13-0 | 1.000 | 13-0 |
| 1989-90 | 13-2 | .867 | 5-0 |
| 1988-89 | 8-6 | .571 | 0-1 |
| 1987-88 | 14-2 | .875 | 8-0 |
| 1986-87 | 13-2 | .867 | 5-0 |
| 1985-86 | 18-0 | 1.000 | 18-0 |
| 1984-85 | 11-3 | .786 | 1-0 |
| 1983-84 | 16-0 | 1.000 | 16-0 |
| 1982-83 | 14-1 | .933 | 8-0 |
| 1981-82 | 15-1 | .938 | 15-0 |
| 1980-81 | 15-0 | 1.000 | 15-0 |
| 1979-80 | 12-3 | .800 | 6-0 |
| 1978-79 | 11-4 | .733 | 3-0 |
| 1977-78 | 16-0 | 1.000 | 16-0 |
| 1976-77 | 12-2 | .857 | 4-0 |
| Total | 548-64 | .895 | |

NEED-TO-KNOW NOTES

Cats Rock at Rupp

UK has won 204 of its last 231 home games, including a 54-game winning streak in the venerable arena to begin the John Calipari era. All-time, the Wildcats are 548-64 (.895) in Rupp Arena.

Among the most notable marks of dominance in the nation's toughest venue to play include:

- The Wildcats are 293-40 (.880) in regular-season SEC games in the building
- Kentucky set a new program home record of 19 wins in 2014-15
- UK is currently on a 39-game winning streak at Rupp Arena, dating back to 2013-14
- The Wildcats have gone undefeated at home in five of John Calipari's seven seasons, including the last two
- Overall, UK has posted a perfect mark in 13 of Rupp Arena's 40 seasons

Calipari Owns Record in Rupp

With UK's 2011-12 season-opening victory over Marist, UK head coach John Calipari recorded his 34th consecutive win in Rupp Arena as UK's head coach. It broke former UK head coach Rick Pitino's longest streak of 33 games in the venue.

The winning streak reached as long as 54 games. Calipari didn't suffer his first loss in Rupp Arena until losing to Baylor in his fourth season. The 54-game run, however, was his longest career winning streak. He currently also owns the second-longest streak in the arena as the Cats have won 39 straight dating back to the 2013-14 season.

Pack the House

Kentucky has led the nation in average home attendance in 18 of the last 21 seasons, including a Rupp

Arena record of 24,110 in John Calipari's first season (2009-10) as head coach.

- Kentucky averaged 23,362 fans during the 2015-16 season
- UK has averaged 23,000 or more fans in six of Calipari's seven seasons

The Top-Ranked Team at Home

Kentucky has lost just twice at home as the Associated Press top-ranked team in the history of the program and just once in Rupp Arena. Both losses came by just one point.

The Wildcats are 51-1 all-time as the AP No. 1 team in Rupp Arena since its opening in 1976. The lone loss was to Auburn, 53-52, on Jan. 9, 1988.

Coach Cal in Rupp Arena

It's been downright difficult to beat the Wildcats at Rupp Arena during the John Calipari era. UK is 121-4 (.968) at Rupp Arena under Calipari.

- UK is 16-1 vs. ranked opponents in Rupp in the Calipari era
- The Wildcats are 105-3 (.972) vs. unranked teams in Rupp under Calipari
- UK is 64-1 (.985) at home vs. nonconference foes under Calipari. The only loss was against Baylor on Dec. 1, 2012
- Calipari notched his 100th career win at Rupp Arena as UK's coach with the Wildcats' 110-75 rout of Auburn on Feb. 21, 2014. It took Calipari just 104 games to reach the century mark at home, the fastest of any UK coach
- With 121 wins in Rupp Arena, Calipari trails only Joe B. Hall for most victories in the arena. Hall won 122 games

TOP 10 ATTENDANCES

| No. | Att. | Opponent | Date | Result |
|-----|--------|-------------|----------|----------|
| 1 | 24,479 | Louisville | 1/20/10 | W, 71-62 |
| 2 | 24,468 | N. Carolina | 12/5/09 | W, 68-66 |
| 3 | 24,465 | Florida | 2/10/07 | L, 64-61 |
| 4 | 24,459 | Florida | 2/4/03 | W, 70-55 |
| 5 | 24,432 | Louisville | 12/17/05 | W, 73-61 |
| 6 | 24,428 | Florida | 3/7/15 | W, 67-50 |
| 7 | 24,425 | Florida | 2/15/14 | L, 69-59 |
| 8 | 24,416 | Arkansas | 2/28/15 | W, 84-67 |
| 9 | 24,414 | LSU | 3/5/16 | W, 94-77 |
| 10 | 24,412 | Louisville | 12/26/15 | W, 75-73 |

NUMBER TO WATCH

1

More wins Calipari needs to tie Joe B. Hall for most wins at Rupp as UK head coach

UK VS. AP RANKED FOES

In John Calipari Era (2009-Present)

44-17, 13-5 SEC

| | | |
|----------------------------------|----------------|----------|
| vs. No. 14 Indiana | March 19, 2016 | L, 73-67 |
| vs. No. 17 Texas A&M (SEC) | March 13, 2016 | W, 82-77 |
| at No. 4 Kansas | Jan. 30, 2016 | L, 90-84 |
| vs. No. 16 Louisville | Dec. 27, 2015 | W, 75-73 |
| vs. No. 5 Duke (Chicago) | Nov. 17, 2015 | W, 74-63 |
| vs. No. 3 Wisconsin (NCAA) | April 4, 2015 | L, 71-64 |
| vs. No. 8 Notre Dame (NCAA) | March 28, 2015 | W, 68-66 |
| vs. No. 20 W. Virginia (NCAA) | March 26, 2015 | W, 78-39 |
| vs. No. 18 Arkansas (SEC) | March 15, 2015 | W, 78-63 |
| vs. No. 2 Wichita St. (NCAA) | Feb. 28, 2015 | W, 84-67 |
| at No. 4 Louisville | Dec. 27, 2014 | W, 58-50 |
| vs. No. 21 North Carolina | Dec. 13, 2014 | W, 84-70 |
| vs. No. 6 Texas | Dec. 5, 2014 | W, 63-51 |
| vs. No. 5 Kansas (Indianapolis) | Nov. 18, 2014 | W, 72-40 |
| vs. No. 18 UConn (NCAA) | April 7, 2014 | L, 60-54 |
| vs. No. 12 Wisconsin (NCAA) | April 5, 2014 | W, 74-73 |
| vs. No. 7 Michigan (NCAA) | March 30, 2014 | W, 75-72 |
| vs. No. 5 Louisville (NCAA) | March 28, 2014 | W, 74-69 |
| vs. No. 1 Wichita St. (NCAA) | March 23, 2014 | W, 78-76 |
| vs. No. 1 Florida (SEC) | March 16, 2014 | L, 61-60 |
| at No. 1 Florida | March 8, 2014 | L, 84-65 |
| vs. No. 3 Florida | Feb. 15, 2014 | L, 69-59 |
| vs. No. 4 Louisville | Dec. 28, 2013 | W, 73-66 |
| at No. 18 North Carolina | Dec. 14, 2013 | L, 82-77 |
| vs. No. 20 Baylor (Dallas) | Dec. 6, 2013 | L, 67-62 |
| vs. No. 2 Michigan St. (Chicago) | Nov. 12, 2013 | L, 78-74 |
| vs. No. 11 Florida | March 9, 2013 | W, 61-57 |
| at No. 7 Florida | Feb. 12, 2013 | L, 69-52 |
| at No. 16 Ole Miss | Jan. 29, 2013 | W, 87-74 |
| at No. 4 Louisville | Dec. 29, 2012 | L, 80-77 |
| vs. No. 9 Duke (Atlanta) | Nov. 13, 2012 | L, 75-68 |
| vs. No. 6 Kansas (NCAA) | April 2, 2012 | W, 67-59 |
| vs. No. 17 Louisville (NCAA) | March 31, 2012 | W, 69-61 |
| vs. No. 9 Baylor (NCAA) | March 25, 2012 | W, 82-70 |
| vs. No. 16 Indiana (NCAA) | March 23, 2012 | W, 87-71 |
| vs. No. 22 Florida | March 10, 2012 | W, 74-71 |
| at No. 16 Florida | March 4, 2012 | W, 74-59 |
| vs. No. 8 Florida | Feb. 7, 2012 | W, 78-58 |
| vs. No. 4 Louisville | Dec. 31, 2011 | W, 69-62 |
| vs. No. 5 North Carolina | Dec. 3, 2011 | W, 73-72 |
| vs. No. 12 Kansas (New York) | Nov. 15, 2011 | W, 75-65 |
| vs. No. 9 UConn (NCAA) | April 2, 2011 | L, 56-55 |
| vs. No. 7 N. Carolina (NCAA) | March 27, 2011 | W, 76-69 |
| vs. No. 1 Ohio State (NCAA) | March 25, 2011 | W, 62-60 |
| vs. No. 22 W. Virginia (NCAA) | March 19, 2011 | W, 71-63 |
| vs. No. 12 Florida (SEC) | March 13, 2011 | W, 70-54 |
| vs. No. 21 Vanderbilt | March 1, 2011 | W, 68-66 |
| vs. No. 13 Florida | Feb. 26, 2011 | W, 76-68 |
| at No. 21 Vanderbilt | Feb. 12, 2011 | L, 81-77 |
| at No. 22 Louisville | Dec. 31, 2010 | W, 78-63 |
| vs. No. 23 N. Dame (Louisville) | Dec. 8, 2010 | W, 72-58 |
| vs. No. 13 Washington (Maui) | Nov. 23, 2010 | W, 74-67 |
| vs. No. 6 W. Virginia (NCAA) | March 27, 2010 | L, 73-66 |
| vs. No. 15 Tennessee (SEC) | March 13, 2010 | W, 74-45 |
| at No. 19 Tennessee | Feb. 27, 2010 | L, 74-65 |
| at No. 17 Vanderbilt | Feb. 20, 2010 | W, 58-56 |
| vs. No. 12 Tennessee | Feb. 13, 2010 | W, 73-62 |
| vs. No. 25 Ole Miss | Feb. 2, 2010 | W, 85-75 |
| vs. No. 21 Vanderbilt | Jan. 30, 2010 | W, 85-72 |
| vs. No. 14 UConn (New York) | Dec. 9, 2009 | W, 64-61 |
| vs. No. 10 North Carolina | Dec. 5, 2009 | W, 68-66 |

Calipari's Record at UK vs:

| | |
|------------|-------|
| vs. No. 1 | 1-2 |
| vs. Top 3 | 2-5 |
| vs. Top 5 | 9-7 |
| vs. Top 10 | 17-11 |
| vs. Top 15 | 26-12 |
| vs. Top 20 | 34-16 |
| vs. Top 25 | 44-17 |

| | |
|--------------|------|
| Home | 16-1 |
| Away | 5-7 |
| Neutral | 23-9 |
| SEC Tourney | 4-1 |
| NCAA Tourney | 13-5 |

First-Ballot Hall of Famer

Kentucky men's basketball coach John Calipari joined basketball's fraternity of legends in September 2015 after being elected to the Naismith Memorial Basketball Hall of Fame on the first ballot.

Calipari joined an elite group of basketball players and coaches in the Naismith Hall of Fame, considered to be one of the ultimate honors in the sport.

The Class of 2015 included Calipari, Dick Bevetta, Wildcat Louie Dampier, Lindsay Gaze, Tom Heinsohn, John Isaacs, Spencer Haywood, Lisa Leslie, Dikembe Mutombo, George Raveling and JoJo White.

Calipari Wins 200th Career Game at UK in Record Time

With a thrilling 75-73 victory over rival Louisville on Dec. 26, John Calipari captured his 200th career win at Kentucky faster than any coach in UK history -- and nearly faster than anyone has ever done it at any other school.

Calipari reached the 200-win plateau in his 240th career game at Kentucky. Rick Pitino, previously the fastest to 200 wins at UK prior to Calipari, didn't capture his 200th Wildcat win until his 249th game. The legendary Adolph Rupp reached 200 during his 250th game.

Not only did Calipari reach the 200-win mark in record pace at Kentucky, he also nearly set the all-time Division I mark. With the win over U of L, he became the second-fastest Division I men's basketball coach to reach 200 victories at a single school, behind only LIU-Brooklyn's Clair Bee, who achieved the feat in 231 games.

Calipari is one of just 11 head coaches in Division I men's basketball history with at least 200 victories at two different schools and just the fifth coach at Kentucky to reach the 200-win plateau.

He's currently the only coach in NCAA history with at least 189 victories at three different schools.

Here's a look at some of the more impressive numbers in Calipari's journey to 200 wins:

- UK beat Florida more than anyone else during the first 200 wins, defeating the Gators 11 times
- Likewise, Kentucky beat Louisville (eight times) more than any other nonconference opponent
- Calipari defeated 89 different Division I schools (25.4 percent) of current Division I schools) during the run
- A total of 176 wins came with UK ranked in the AP Top 25, and 66 of them were while UK was No. 1

UMass Raises Banner in Calipari's Honor

As part of a 20th anniversary celebration of the UMass men's basketball 1995-96 Final Four team, the UMass Department of Athletics honored John Calipari on Dec. 16 prior to its game against New Orleans by raising a banner into the rafters at the Mullins Center.

Calipari's banner joined the retired jerseys of five all-time Minutemen: George "Trigger" Burkey, Marcus Camby, Julius "Dr. J" Irving, Lou Roe and Al Skinner.

- Calipari began his head coaching career at UMass where he turned the Minutemen into a national powerhouse from 1988-96
- In addition to the 1995-96's team's 35-2 record and the Final Four appearance, Calipari led the Minutemen to the 1991-92 NCAA Sweet 16, the 1992-93 and 1993-94 NCAA second round, and the 1994-95 NCAA Elite Eight. UMass won five straight Atlantic 10 titles during that span as well

Big-Game Cal

John Calipari's teams aren't just good against the best teams in the country, they're great. Not only does Kentucky have a 44-17 record vs. Associated Press Top 25 teams, UK is 5-2 when both teams are ranked in the AP top five under Calipari.

All-time, Calipari is 11-6 in AP top-five matchups. According to the SEC Network, only four coaches have won more such games.

When both teams are ranked in the AP Top 25, Calipari's all-time record is 67-42, including a 37-14 mark at Kentucky. In AP top-10 matchups he's got a 22-11 mark, including 11-4 at UK.

Nearly Unanimous

John Calipari collected nearly every major national coach of the year award after guiding the historic 2014-15 Wildcats to a perfect regular season and eventually a fourth Final Four appearance in five seasons. Among the awards Calipari won in 2014-15:

- Associated Press National Coach of the Year
- Naismith National Coach of the Year
- NABC National Coach of the Year
- The Sporting News National Coach of the Year
- Adolph Rupp National Coach of the Year
- SEC Coach of the Year
- 2015 USBWA District IV Coach of the Year

600 On-Court Victories

With a win over No. 5 Kansas on Nov. 18, 2014, John Calipari claimed his 600th on-court victory as a Division I head coach. He became the 13th active Division I coach to achieve the feat.

AHEAD OF THE BARON OF THE BLUEGRASS

- Legendary coach Adolph Rupp won 876 career games while he was the coach of UK. He also led Kentucky to five NCAA titles during his 41-year tenure.
- John Calipari is ahead of the pace with the legend as far as victories to begin his career at UK. Also, Calipari (.823) is just ahead of Rupp (.822) in total UK career winning percentage.

| Coach | Games | Record | Next Game (267th Game) |
|---------------|-------|--------|---------------------------------------|
| John Calipari | 266 | 219-47 | Nov. 15 vs. Michigan State |
| Rick Pitino | 266 | 217-49 | def. St. Joe's (March 20, 1997) |
| Adolph Rupp | 266 | 212-54 | lost to DePaul (Feb. 20, 1943) |
| Tubby Smith | 266 | 211-55 | def. Auburn 81-73 (Feb. 23, 2005) |
| Joe B. Hall | 266 | 202-64 | def. Vanderbilt 80-48 (Feb. 21, 1981) |

Calipari at No. 1

John Calipari is one of just two coaches (Frank McGuire) to lead three programs to a No. 1 ranking. With UK's No. 1 ranking this season, Calipari has guided five of his last seven and six of his last nine teams to the No. 1 ranking (and the eighth time he's done it overall).

When Coach Cal's teams have been at the top, they're been difficult to knock off:

- Calipari is 107-11 (.907) as the top-ranked Associated Press coach in the country
- He's 66-6 (.917) when his team is at the top of the AP Top 25 as UK's head coach
- Calipari tallied a 32-4 mark at UMass when the Minutemen were No. 1 and he was 9-1 at Memphis when he had the Tigers at the pinnacle of the rankings
- Calipari (107) trails only Duke's Mike Krzyzewski (189) in active coaches with victories as the No. 1 head coach

There's No Place Like Home

Since the 2000 season, John Calipari-coached teams have posted a 274-22 (.926) record at home through Nov. 13. At UK, Coach Cal is 121-4 (.968) in Rupp Arena.

In five of Calipari's seven full seasons at Kentucky, the Wildcats have posted an undefeated record at home, including a school-record 19-0 mark during the 2014-15 season.

Calipari owns both of UK's longest winning streaks in the arena. He began his career at UK with a 54-game winning streak at Rupp Arena. It was the longest winning streak since the arena opening in 1976. With a win over Georgia on Feb. 9, 2016, he secured the second-longest streak in the storied building at 34 games.

| Coch | Streak (Yrs) |
|------------------|--------------|
| 1. John Calipari | 54 (2010-13) |
| 2. John Calipari | 39 (2014-17) |
| 3. Rick Pitino | 33 (1992-94) |
| 4. Joe B. Hall | 30 (1981-82) |
| 5. Rick Pitino | 27 (1995-97) |

Life on the Road Isn't So Bad Either

As good as John Calipari's team's have been at home, they're nearly as good in hostile environments on the road. Dating back to the 2005-06 season, Calipari has recorded a 80-34 (.702) record on the road.

Calipari Unrivaled in Conference

John Calipari has won 14 league championships (including the 2010, 2012, 2015 and 2016 SEC championships) seven more than the next-closest coach in the SEC (Ben Howland has seven conference titles). With a 2016 SEC Tournament championship, Calipari now owns 13 conference tournament titles, eight more than his closest competitor (Howland).

He's tallied a 303-91 (.769) all-time record within conference play as a head coach and owns a 96-24 (.800) record since joining the SEC.

30 is the new 20

With a home win vs. Tennessee on Feb. 18, John Calipari notched his 22nd consecutive season of 20 or more on-court wins as a collegiate head coach. He leads all active coaches with that streak, ahead of Mike Krzyzewski of Duke (20), Bill Self (18) and Jim Boeheim (17).

More impressive, Calipari has nine seasons with 30 or more on-court wins. Only Mike Krzyzewski (13) and Roy Williams (10) have more.

Calipari is the first coach in NCAA Division I history to record five straight on-court 30-win seasons, notching 30 straight in consecutive seasons from 2005-06 to 2009-10.

The Success Rate

John Calipari has graduated 100 percent of the players (14 of 14) who have been eligible to receive their diploma by the end of their senior years and exhausted their athletic eligibility. Of that group, Patrick Patterson, Jarrod Polson and Alex Poythress completed their degrees in three years.

In the NCAA's APR, which measures eligibility, retention and graduation, UK has posted a single-year Academic Progress Rate of 977 or higher in every season under Calipari, including a perfect 1,000 in the last three single-year reports. Kentucky's four-year composite score in the most recent report, which was released in June, was a 1,000, earning the team an NCAA academic award for the second year in a row for finishing in the top 10 percent of Division I men's basketball programs.

Under Calipari, the team (scholarship competing players) has also posted a 3.0 grade-point average or better in seven of the last 11 semesters.

TRACKING UK HEAD COACHES

| First 50 Games | | First 100 Games | | First 150 Games | | First 200 Games | | First 250 Games | |
|----------------|-------|-----------------|-------|-----------------|--------|-----------------|--------|-----------------|--------|
| Calipari | 45-5 | Rupp | 89-11 | Rupp | 125-25 | Rupp | 163-37 | Calipari | 206-44 |
| Smith | 45-5 | Calipari | 87-13 | Calipari | 124-26 | Calipari | 163-37 | Pitino | 203-47 |
| Rupp | 43-7 | Smith | 80-20 | Smith | 116-34 | Pitino | 157-43 | Rupp | 199-51 |
| Hall | 32-18 | Pitino | 73-27 | Pitino | 114-36 | Smith | 154-46 | Smith | 197-53 |
| Pitino | 31-19 | Hall | 67-33 | Hall | 110-40 | Hall | 148-52 | Hall | 189-61 |

CALIPARI AT NO. 1

Record as AP Top-Ranked Coach Since 2009-10

| Coch | Schools | Records |
|--------------------|----------------|---------|
| 1. John Calipari | Kentucky | 66-6 |
| 2. Bill Self | Kansas | 37-6 |
| 3. Mike Krzyzewski | Duke | 26-4 |
| 4. Jim Boeheim | Syracuse | 15-4 |
| 5. Tom Crean | Indiana | 14-3 |
| 6. Thad Matta | Ohio State | 13-2 |
| 7. Sean Miller | Arizona | 12-1 |
| 8. Billy Donovan | Florida | 11-1 |
| 9. Tom Izzo | Michigan State | 9-2 |
| 10. Roy Williams | North Carolina | 8-2 |

Record as AP Top-Ranked Coach Active

| Coch | Schools | Records |
|--------------------|--------------------|---------|
| 1. Mike Krzyzewski | Duke | 191-28 |
| 2. John Calipari | UK, Memphis, UMass | 107-11 |
| 3. Roy Williams | UNC, Kansas | 95-18 |
| 4. Bill Self | Kansas | 39-7 |
| 5. Bruce Weber | Illinois | 30-2 |
| 6. Jim Boeheim | Syracuse | 24-5 |
| 7. Thad Matta | Ohio State | 22-3 |
| 8. Bob Huggins | Cincinnati | 20-4 |
| 9. Tom Crean | Indiana | 14-3 |
| 10. Sean Miller | Arizona | 12-1 |

*as of Nov. 13, 2016

CALIPARI'S DRAFT PICKS

| Player (School) | Round | Year (Overall) |
|--------------------------|--------|----------------|
| Eric Bledsoe (UK) | First | 2010 (18) |
| Devin Booker (UK) | First | 2015 (13) |
| Antonio Burks (MEM) | Second | 2004 (36) |
| Marcus Camby (UMASS) | First | 1996 (2) |
| Rodney Carney (MEM) | First | 2006 (16) |
| DeMarcus Cousins (UK) | First | 2010 (5) |
| Willie Cauley-Stein (UK) | First | 2015 (6) |
| Anthony Davis (UK) | First | 2012 (1) |
| Joey Dorsey (MEM) | Second | 2008 (33) |
| C. Douglas-Roberts (MEM) | Second | 2008 (40) |
| Robert Dozier (MEM) | Second | 2009 (60) |
| Tyreke Evans (MEM) | First | 2009 (4) |
| Archie Goodwin (UK) | First | 2013 (29) |
| Josh Harrellson (UK) | Second | 2011 (45) |
| Andrew Harrison (UK) | Second | 2015 (44) |
| Dakari Johnson (UK) | Second | 2015 (48) |
| Terrence Jones (UK) | First | 2012 (18) |
| Enes Kanter (UK) | First | 2011 (3) |
| Michael Kidd-Gilchrist | First | 2012 (2) |
| Brandon Knight (UK) | First | 2011 (8) |
| Skal Labissiere (UK) | First | 2016 (28) |
| Doron Lamb (UK) | Second | 2012 (42) |
| DeAndre Liggins (UK) | Second | 2011 (53) |
| Trey Lyles (UK) | First | 2015 (12) |
| Darius Miller (UK) | Second | 2012 (46) |
| Jamal Murray (UK) | First | 2016 (7) |
| Nerlens Noel (UK) | First | 2013 (6) |
| Daniel Orton (UK) | First | 2010 (29) |
| Patrick Patterson (UK) | First | 2010 (14) |
| Julius Randle (UK) | First | 2014 (7) |
| Lou Roe (UMass) | Second | 1995 (30) |
| Derrick Rose (MEM) | First | 2008 (1) |
| Marquis Teague (UK) | First | 2012 (29) |
| Karl-Anthony Towns (UK) | First | 2015 (1) |
| Tyler Ulis (UK) | Second | 2016 (34) |
| Dajuan Wagner (MEM) | First | 2002 (6) |
| John Wall (UK) | First | 2010 (1) |
| Shawne Williams (MEM) | First | 2006 (17) |
| James Young (UK) | First | 2014 (17) |

Double-Digit Win Streaks

Kentucky's 38-game winning streak in 2014-15 was historic, but it wasn't completely out of the norm for John Calipari. It was the 17th streak of Calipari's career where his teams have won 10 or more consecutive games during the season, the sixth where they have won 20 or more, the fifth where they have won 25 or more, the first where they have won 30 or more, and the first with 35 or more. Here's a list of all of them:

1. 38 Kentucky, 2014-15
2. 27 Memphis, 2008-09
3. 26 Memphis, 2007-08
- 26 UMass, 1995-96
5. 25 Memphis, 2006-07
6. 24 Kentucky, 2011-12
7. 19 Kentucky, 2009-10
8. 16 UMass, 1994-95
9. 15 Memphis, 2005-06
10. 14 UMass, 1991-92
11. 12 Memphis, 2007-08
- 12 Memphis, 2002-03
- 12 UMass, 1992-93
14. 11 Memphis, 2003-04
15. 10 Memphis, 2001-02
- 10 UMass, 1993-94
- 10 Kentucky, 2010-11

Dream Maker

As someone who prides himself on helping young men reach their dreams, Coach Cal has helped 39 players get selected in the NBA Draft during his college coaching career, including 28 over his first seven seasons at Kentucky, which is more than double any other coach.

- Four No. 1 overall selections (Derrick Rose, John Wall, Anthony Davis and Karl-Anthony Towns) during the nine drafts from 2008 to 2016. No other coach has more than two No. 1 picks
- In 2010, five of his UK players were selected in the first round for the first time in NBA history
- His six players in the 2012 and 2015 NBA drafts are the most in the two-round era
- Churned out 28 NBA Draft picks, 21 first-rounders, three No. 1 overall selections, six top-five picks and 14 lottery picks at Kentucky
- Of the 41 players who have finished their college careers at Kentucky under Calipari, 28 have been selected in the NBA Draft (68.3 percent)
- Of the 18 players at UK who have declared for the NBA Draft after their freshman seasons, all 18 have been first-round picks. He is 22 for 22 in that regard when including his players from Memphis
- Dating back to the 2008 draft, 33 players under Coach Cal have been taken in the NBA Draft, including 23 first-rounders
- Only coach to produce the top two picks in the same draft (2012 - Anthony Davis and Michael Kidd-Gilchrist)
- Produced a top-10 pick in nine straight drafts since 2008. No other school has had a first-rounder in each of the last nine drafts

Developing Talent

John Calipari hasn't just signed the best talent in the country while he's been at Kentucky; he's been the best at developing that talent and getting it ready for the next level.

Of the 25 top-25 players Kentucky has signed prior to this season (according to Rivals), 21 were drafted and 18 were selected in the first round. Those draft numbers don't include Isaiah Briscoe or any of the 2016 class, all of whom are still in school.

But that's only half the story. Calipari's players don't just make it to the pros; they're better prepared than anyone else. The proof is in the numbers.

Over the course of his career, Calipari's more than 40 NBA pros have made approximately \$1.2 billion in NBA contracts alone, which doesn't include endorsement deals and overseas contracts. Of the players currently playing in the NBA, they've earned approximately \$1 billion in guaranteed contracts.

Calipari Knows Defense

John Calipari's 2014-15 Kentucky Wildcat team was heralded as one of the best defensive teams ever. However, defense has always been a staple of Calipari-coached teams. Dating back to complete NCAA records beginning in 2001-02, Calipari's teams have been among national leaders in several critical defensive categories.

| Year | FG % Def. | Rebound Margin | Scoring Margin | Blocks |
|--------------|-------------------|-------------------|--------------------|------------------|
| 2001-02 (UM) | 13th (39.5) | 11th (+6.6) | 15th (+11.2) | 54th (4.4) |
| 2002-03 (UM) | 28th (40.6) | 44th (+4.1) | 32nd (+8.0) | 26th (5.1) |
| 2003-04 (UM) | 34th (40.5) | 58th (+3.4) | 48th (+7.1) | 20th (5.0) |
| 2004-05 (UM) | 4th (38.4) | 75th (+2.9) | 62nd (+5.9) | 13th (5.4) |
| 2005-06 (UM) | 2nd (38.0) | 9th (+6.7) | 5th (+14.6) | 8th (6.4) |
| 2006-07 (UM) | 12th (39.0) | 28th (+5.3) | 5th (+5.8) | 12th (5.9) |
| 2007-08 (UM) | 12th (39.1) | 16th (+6.2) | 2nd (+18.0) | 8th (6.1) |
| 2008-09 (UM) | 1st (37.1) | 19th (+6.1) | 2nd (+16.3) | 7th (6.0) |
| 2009-10 (UK) | 3rd (37.8) | 4th (+8.1) | 6th (+14.3) | 4th (7.2) |
| 2010-11 (UK) | 15th (39.4) | 60th (+3.6) | 13th (+11.4) | 3rd (6.3) |
| 2011-12 (UK) | 1st (37.4) | 12th (+6.8) | 1st (+16.8) | 1st (8.6) |
| 2012-13 (UK) | 30th (39.2) | 48th (+4.3) | 48th (+8.2) | 3rd (6.6) |
| 2013-14 (UK) | 59th (41.1) | 2nd (+9.4) | 43rd (+8.2) | 13th (5.9) |
| 2014-15 (UK) | 1st (35.4) | 15th (+6.8) | 1st (+20.1) | 2nd (6.9) |
| 2015-16 (UK) | 24th (39.7) | 39th (+5.2) | 17th (+11.4) | 6th (5.8) |

RECRUITING TRAIL

The Wildcats have signed more top-25 players over the past seven seasons than any other school under John Calipari's leadership. A quarter of all Rivals' top-10 prospects nationally over the past eight classes have signed with Coach Cal and the Cats.

| PLAYER (YEAR) | ESPN | RIVALS | SCOUT | MCD | JB |
|---------------------------|------|--------|-------|-----|----|
| Edrice Adebayo ('16) | 5 | 7 | 11 | Y | Y |
| Brad Calipari ('16) | NR | NR | NR | | |
| De'Aaron Fox ('16) | 6 | 6 | 6 | Y | Y |
| Wenyen Gabriel ('16) | 14 | 13 | 12 | | Y |
| Sacha Killeya-Jones ('16) | 24 | 24 | 27 | Y | |
| Malik Monk ('16) | 9 | 9 | 13 | Y | Y |
| Tai Wynyard ('16) | NR | NR | NR | | |
| Isaiah Briscoe ('15) | 13 | 9 | 15 | Y | Y |
| Isaac Humphries ('15) | 49* | 35* | 50 | | |
| Skal Labissiere ('15) | 11 | 4 | 3 | | Y |
| Charles Matthews ('15) | 47 | 57 | 62 | | Y |
| Jamal Murray ('15) | NA^ | 9 | 12 | | |
| Devin Booker ('14) | 18 | 30 | 31 | Y | Y |
| Trey Lyles ('14) | 7 | 8 | 8 | Y | Y |
| Karl-Anthony Towns ('14) | 6 | 11 | 11 | Y | Y |
| Tyler Ulis ('14) | 33 | 33 | 29 | Y | Y |
| Aaron Harrison ('13) | 9 | 7 | 6 | Y | Y |
| Andrew Harrison ('13) | 5 | 5 | 5 | Y | Y |
| Dominique Hawkins ('13) | NR | NR | NR | | |
| Dakari Johnson ('13) | 7 | 9 | 17 | Y | Y |
| Marcus Lee ('13) | 25 | 19 | 24 | Y | Y |
| Julius Randle ('13) | 3 | 2 | 2 | Y | Y |
| James Young ('13) | 8 | 11 | 11 | Y | Y |
| Derek Willis ('13) | NR | 115 | NR | | |
| Archie Goodwin ('12) | 15 | 14 | 14 | Y | Y |
| Willie Cauley-Stein ('12) | 40 | 40 | 48 | | |
| Julius Mays ('12) | NA# | NA# | NA# | | |
| Nerlens Noel ('12) | 1 | 2 | 1 | | Y |
| Alex Poythress ('12) | 13 | 8 | 7 | Y | Y |
| Twany Beckham ('11) | NA# | NA# | NA# | | |
| Anthony Davis ('11) | 1 | 2 | 1 | Y | Y |
| Ryan Harrow ('11) | NA# | NA# | NA# | | |
| M. Kidd-Gilchrist ('11) | 4 | 3 | 6 | Y | Y |
| Marquis Teague ('11) | 8 | 5 | 8 | Y | Y |
| Kyle Wiltjer ('11) | 19 | 22 | 24 | Y | Y |
| Terrence Jones ('10) | 9 | 13 | 8 | Y | Y |
| Enes Kanter ('10) | 25 | 3 | 3 | | |
| Brandon Knight ('10) | 4 | 6 | 6 | Y | Y |
| Doron Lamb ('10) | 29 | 21 | 28 | Y | Y |
| Jarrod Polson ('10) | NA@ | NA@ | NA@ | | |
| Stacey Poole, Jr. ('10) | 51 | 33 | 67 | | |
| Eloy Vargas ('10) | NA | NA | NA | | |
| Eric Bledsoe ('09) | NR | 23 | 37 | | |
| DeMarcus Cousins ('09) | 4 | 2 | 3 | Y | Y |
| Darnell Dodson ('09) | NA# | NA# | NA# | | |
| Jon Hood ('09) | 92 | 40 | 46 | | |
| Daniel Orton ('09) | 13 | 22 | 17 | | Y |
| John Wall ('09) | 5 | 1 | 2 | | Y |

Top-10 Players 18 20 16

Top-15 Players 22 25 24

Top-25 Players 29 31 28

Top-50 Players 34 37 35

McDonald's All-Americans 25

Jordan Brand Classic All-Americans 30

* - ranking according to the 2016 class

^ - reclassified after final rankings were released

- transfer

@ - joined team as walk-on



HONORS UNDER COACH CALIPARI

4

**SEC REGULAR-SEASON
CHAMPIONSHIPS**
(2010, 2012, 2015, 2016)

4

FINAL FOURS
(2011, 2012, 2014, 2015)

4

**SEC TOURNAMENT
CHAMPIONSHIPS**
(2010, 2011, 2015, 2016)

2

National Players of the Year
John Wall (2010);
Anthony Davis (2012)

4

No. 1 Draft Picks
Derrick Rose (2008); John Wall
(2010); Anthony Davis (2012);
Karl-Anthony Towns (2015)

2

**National Freshman Players of the
Year**
John Wall (2010); Anthony Davis
(2012)

Collegiate Awards

All-America Honors

| | |
|--------------------------|-------------------------------------|
| D. Cousins (2010) | AP (1), NABC (2), USBWA (2), SN (2) |
| John Wall (2010) | AP (1), NABC (2), USBWA (2), SN (2) |
| Anthony Davis (2012) | AP (1), NABC (2), USBWA (2), SN (2) |
| M. Kidd-Gilchrist (2012) | AP (3), USBWA (2), NABC (3), SN (2) |
| Julius Randle (2014) | NABC (3) |
| W. Cauley-Stein (2015) | NABC (1), USBWA (1), SN (1) |
| K. Towns (2015) | SN (3) |
| Tyler Ulis (2016) | AP (1), SN (1), USBWA (2), NABC (2) |

SEC Player of the Year

| | |
|---------------|-------------------|
| John Wall | 2010 (Coaches/AP) |
| Anthony Davis | 2012 (Coaches/AP) |
| Tyler Ulis | 2016 (Coaches/AP) |

SEC Defensive Player of the Year

| | |
|---------------------|----------------|
| Anthony Davis | 2012 (Coaches) |
| Nerlens Noel | 2013 (Coaches) |
| Willie Cauley-Stein | 2015 (Coaches) |
| Tyler Ulis | 2016 (Coaches) |

SEC Freshman of the Year

| | |
|--------------------|-------------------|
| DeMarcus Cousins | 2010 (Coaches) |
| John Wall | 2010 (AP) |
| Terrence Jones | 2011 (Coaches/AP) |
| Anthony Davis | 2012 (Coaches/AP) |
| Nerlens Noel | 2013 (Coaches/AP) |
| Julius Randle | 2014 (Coaches/AP) |
| Karl-Anthony Towns | 2015 (Coaches/AP) |

SEC Sixth Man of the Year

| | |
|---------------|----------------|
| Darius Miller | 2012 (Coaches) |
| Kyle Wiltjer | 2013 (Coaches) |
| Devin Booker | 2015 (Coaches) |

CoSIDA Academic All-America

| | |
|----------------------|------|
| Alex Poythress (2nd) | 2016 |
|----------------------|------|

All-SEC

| | |
|--------------------------|------------------------|
| D. Cousins (2010) | 1st (Coaches/AP) |
| P. Patterson (2010) | 1st (Coaches)/2nd (AP) |
| John Wall (2010) | 1st (Coaches/AP) |
| Terrence Jones (2011) | 1st (Coaches/AP) |
| Brandon Knight (2011) | 1st (Coaches)/2nd (AP) |
| Anthony Davis (2012) | 1st (Coaches/AP) |
| M. Kidd-Gilchrist (2012) | 1st (Coaches/AP) |
| Terrence Jones (2012) | 2nd (Coaches/AP) |
| Doron Lamb (2012) | 2nd (Coaches) |
| Nerlens Noel (2013) | 1st (Coaches/AP) |
| Julius Randle (2014) | 1st (Coaches/AP) |
| James Young (2014) | 2nd (Coaches) |
| Devin Booker (2015) | 2nd (Coaches) |
| W. Cauley-Stein (2015) | 1st (Coaches/AP) |
| Aaron Harrison (2015) | 2nd (Coaches/AP) |
| K. Towns (2015) | 1st (Coaches/AP) |
| Tyler Ulis (2016) | 1st (Coaches/AP) |
| Jamal Murray (2016) | 1st (Coaches/AP) |

All-SEC Defensive Team

| | |
|------------------------|------|
| Patrick Patterson | 2010 |
| DeAndre Liggins | 2011 |
| Anthony Davis | 2012 |
| Michael Kidd-Gilchrist | 2012 |
| Nerlens Noel | 2013 |
| Willie Cauley-Stein | 2013 |
| Willie Cauley-Stein | 2015 |
| Tyler Ulis | 2016 |

Coaches' All-SEC Freshman Team

| | |
|------------------------|------|
| Eric Bledsoe | 2010 |
| DeMarcus Cousins | 2010 |
| John Wall | 2010 |
| Brandon Knight | 2011 |
| Terrence Jones | 2011 |
| Doron Lamb | 2011 |
| Anthony Davis | 2012 |
| Michael Kidd-Gilchrist | 2012 |
| Willie Cauley-Stein | 2013 |
| Archie Goodwin | 2013 |
| Nerlens Noel | 2013 |
| Alex Poythress | 2013 |
| Julius Randle | 2014 |
| James Young | 2014 |
| Devin Booker | 2015 |
| Trey Lyles | 2015 |
| Karl-Anthony Towns | 2015 |
| Tyler Ulis | 2015 |
| Jamal Murray | 2016 |

NCAA Final Four Team

| | |
|------------------------|------|
| Anthony Davis (MVP) | 2012 |
| Michael Kidd-Gilchrist | 2012 |
| Doron Lamb | 2012 |
| Julius Randle | 2014 |
| James Young | 2014 |

NCAA Regional Tournament

| | |
|-------------------------|------|
| DeMarcus Cousins | 2010 |
| John Wall | 2010 |
| Josh Harrellson | 2011 |
| Brandon Knight (MVP) | 2011 |
| DeAndre Liggins | 2011 |
| M. Kidd-Gilchrist (MVP) | 2012 |
| Anthony Davis | 2012 |
| Doron Lamb | 2012 |
| Aaron Harrison | 2014 |
| Marcus Lee | 2014 |
| Julius Randle (MVP) | 2014 |
| Willie Cauley-Stein | 2015 |
| Andrew Harrison | 2015 |
| K. Towns (MVP) | 2015 |

SEC All-Tournament Team

| | |
|---------------------|------|
| John Wall | 2010 |
| Eric Bledsoe | 2010 |
| DeMarcus Cousins | 2010 |
| Darius Miller | 2011 |
| Brandon Knight | 2011 |
| Josh Harrellson | 2011 |
| Anthony Davis | 2012 |
| Terrence Jones | 2012 |
| Aaron Harrison | 2014 |
| Julius Randle | 2014 |
| Willie Cauley-Stein | 2015 |
| Aaron Harrison | 2015 |
| Andrew Harrison | 2015 |
| Jamal Murray | 2016 |
| Tyler Ulis | 2016 |

SEC Tournament MVP

| | |
|---------------------|------|
| John Wall | 2010 |
| Darius Miller | 2011 |
| Willie Cauley-Stein | 2015 |
| Tyler Ulis | 2016 |

Former Cal Players in the NBA

NBA Player of the Year

| | |
|--------------|------|
| Derrick Rose | 2011 |
|--------------|------|

NBA Rookie of the Year

| | |
|--------------------|------|
| Karl-Anthony Towns | 2016 |
| Tyreke Evans | 2010 |
| Derrick Rose | 2009 |

NBA Defensive Player of the Year

| | |
|--------------|------|
| Marcus Camby | 2007 |
|--------------|------|

NBA Cares Community Assist Award

| | |
|-----------|------|
| John Wall | 2016 |
|-----------|------|

All-NBA Team

| | |
|------------------------|------|
| DeMarcus Cousins (2nd) | 2016 |
| Anthony Davis (1st) | 2015 |
| DeMarcus Cousins (2nd) | 2015 |
| Derrick Rose (1st) | 2012 |
| Derrick Rose (1st) | 2011 |

All-NBA Rookie Team

| | |
|------------------------------|------|
| Karl-Anthony Towns (1st) | 2016 |
| Devin Booker (1st) | 2016 |
| Willie Cauley-Stein (2nd) | 2016 |
| Nerlens Noel (1st) | 2015 |
| Anthony Davis (1st) | 2013 |
| Michael Kidd-Gilchrist (2nd) | 2013 |
| Brandon Knight (1st) | 2012 |
| DeMarcus Cousins (1st) | 2011 |
| John Wall (1st) | 2011 |
| Eric Bledsoe (2nd) | 2011 |
| Tyreke Evans (1st) | 2010 |
| Derrick Rose (1st) | 2010 |
| Marcus Camby (1st) | 1997 |

All-NBA Defensive Team

| | |
|---------------------|------|
| Anthony Davis (2nd) | 2015 |
| John Wall (2nd) | 2015 |
| Marcus Camby (1st) | 2008 |
| Marcus Camby (1st) | 2007 |
| Marcus Camby (2nd) | 2006 |
| Marcus Camby (2nd) | 2005 |

NBA All-Star Team

| | |
|------------------|------|
| DeMarcus Cousins | 2016 |
| Anthony Davis | 2016 |
| John Wall | 2016 |
| DeMarcus Cousins | 2015 |
| Anthony Davis | 2015 |
| John Wall | 2015 |
| Anthony Davis | 2014 |
| John Wall | 2014 |
| Derrick Rose | 2012 |
| Derrick Rose | 2011 |
| Derrick Rose | 2010 |





A "players-first" coach with a penchant for helping people reach their dreams, John Calipari, a Naismith Memorial Basketball Hall of Famer, has guided six teams to the Final Four, led one to a national championship and helped 39 players get selected in the NBA Draft during his 24-year college coaching career.

Calipari guided Kentucky to its eighth national championship and his first national title in 2012. In becoming only the second coach in NCAA history to lead three different schools to the Final Four, he has racked up more than 600 victories, 17 NCAA Tournament appearances, six Final Fours and numerous national coach of the year honors.

In 2015, Coach Cal led college basketball's first ever 38-0 team, and became one of just three coaches to make four Final Fours in a five-year span. At the end of the season, Calipari became the 96th coach to join the Naismith Memorial Basketball Hall of Fame.

While building a program out of obscurity at Massachusetts, laying the foundation at Memphis and restoring luster at the sport's greatest program at Kentucky, he has totaled the second-most wins in NCAA history in the first 20 years of a college coaching career.

Quite honestly, though, Calipari's on-court success overshadows a much more significant picture.

In his goal to lead a players-first program, he has helped 39 players realize their dreams and guide them to NBA Draft selections, including a record five first-round draft picks in 2010. Two years later, six Wildcats heard their names called at the 2012 draft, the most in the two-round draft era. UK, with Calipari's help, would tie those six picks again in 2015, including a record-tying four lottery selections. His four No. 1 overall picks are twice as many as any other coach, and he's had 28 players drafted during his seven years at Kentucky, including 21 first-round picks.

Calipari's players have entered the league NBA-ready. He's coached an MVP, three All-NBA players, three Rookie of the Year winners, and 10 players from Calipari's first six teams at Kentucky have made the NBA All-Rookie teams.

Much like he did at UMass, where his players graduated at nearly 80 percent, Calipari has stressed academics. Fifteen of his last 18 seniors at Memphis earned their bachelor's degrees, and all 14 players at UK who were eligible to graduate by the end of their senior years walked away with a diploma in hand, including three players who earned their degree in just three years. In seven of the last 11 semesters, Calipari's teams have posted a combined team grade-point average of 3.0 or better.

His foundation, The Calipari Foundation, has raised millions of dollars to help the lives of those in need in the Commonwealth and across the country. In 2010, he used a telethon to raise more than \$1 million for victims of the devastating earthquake in Haiti, and he organized another one in 2012 for victims of Superstorm Sandy. A year after helping raise \$350,000 for charity during the inaugural UK alumni weekend, Calipari was the driving force behind the more than \$1 million that was donated to local and national organizations during the second annual alumni weekend, and then \$1.5 million in 2015.

With Rupp Arena under construction in 2016, Calipari held a celebrity softball game during the annual UK alumni weekend. That game, with the fantasy experience, raised approximately \$1.5 million for charity with matching funds, including more than \$450,000 that went to Louisiana flood relief efforts.

Author of the New York Times Best Seller "Players First: Coaching from the Inside Out" and "Bounce Back: Overcoming Setbacks to Succeed in Business and in Life," Calipari is a master of communication and maximizing talent. He lives by the motto that "it's never a matter of how far you have fallen, but instead it's about how high you bounce back."

BIOGRAPHICAL INFORMATION

Date of Birth: Feb. 10, 1959 | **Wife:** Ellen
Children: Erin Sue, Megan Rae, Bradley Vincent

Education

Clarion State (1982)

Head Coaching Experience

University of Massachusetts (1989-96)

New Jersey Nets (NBA) (1997-99)

University of Memphis (2001-09)

University of Kentucky (2010-present)

COACHING AWARDS

- 2015 Naismith Memorial Basketball Hall of Fame Inductee
- 2015 AP National Coach of the Year
- 2015 Naismith National Coach of the Year
- 2015 NABC National Coach of the Year
- 2015 The Sporting News National Coach of the Year
- 2015 Adolph Rupp National Coach of the Year
- 2015 SEC Coach of the Year (AP/Coaches)
- 2015 USBWA District IV Coach of the Year
- 2012 Nell & John Wooden Coach of the Year Leadership Award
- 2012 Naismith National Coach of the Year Finalist
- 2012 SEC Coach of the Year (AP/Coaches)
- 2010 Adolph Rupp National Coach of the Year
- 2010 Naismith National Coach of the Year Finalist
- 2010 SEC Coach of the Year (AP)
- 2010 *Sporting News* SEC Coach of the Year
- 2010 Yahoo! Sports SEC Coach of the Year
- 2010 USBWA District IV Coach of the Year
- 2009 NABC National Co-Coach of the Year
- 2009 *Sports Illustrated* National Coach of the Year
- 2009 Phelan National Coach of the Year
- 2009 Iba National Coach of the Year Finalist
- 2009 C-USA Coach of the Year
- 2008 Naismith National Coach of the Year
- 2008 C-USA Coach of the Year
- 2008 Iba National Coach of the Year Finalist
- 2008 Phelan National Coach of the Year Finalist
- 2007 Phelan National Coach of the Year Finalist
- 2007 USBWA District IV Coach of the Year
- 2007 *Basketball Times* South Region Coach of the Year
- 2006 C-USA Coach of the Year
- 2004 NABC District 7 Coach of the Year
- 1996 Naismith National Coach of the Year
- 1996 NABC National Coach of the Year
- 1996 *The Sporting News* National Coach of the Year
- 1996 Atlantic 10 Coach of the Year
- 1995 Naismith National Coach of the Year Finalist
- 1994 Naismith National Coach of the Year Finalist
- 1994 Atlantic 10 Coach of the Year
- 1993 USBWA District I Coach of the Year
- 1993 Atlantic 10 Coach of the Year
- 1992 Eastern Basketball Coach of the Year



NCAA DIVISION I ACTIVE WINNINGEST COACHES

(On-Court By Percentage - Min. 10 yrs. at Division I level)

| NO. | COACH/TEAM | YRS. | PCT. |
|-----|-------------------------------|-----------|-------------|
| 1. | Mark Few/Gonzaga | 17 | .808 |
| 2. | Roy Williams/UNC | 28 | .789 |
| 3. | John Calipari/Kentucky | 24 | .780 |
| 4. | Mike Krzyzewski/Duke | 41 | .765 |
| 5. | Bill Self/Kansas | 23 | .759 |

*numbers going into the 2016-17 season

SINCE 2005-06 ...

Since the 2005-06 season, John Calipari's on-court record ranks him as the winningest coach. Totals through Nov. 13, 2016.

| | COACH | RECORD |
|----|----------------------|---------------|
| 1. | John Calipari | 356-61 |
| 2. | Bill Self | 338-68 |
| 3. | Mike Krzyzewski | 324-75 |
| 4. | Roy Williams | 315-93 |
| 5. | Mark Few | 308-74 |

MISCELLANEOUS ON-COURT RECORDS

Overall On-Court Record:664-187 (.780)
 March/April Record:145-41 (.780)
 NCAA Record:48-16 (.750)
 Record in Conference Games:303-91 (.769)
 Record in Conference Tournament:50-12 (.806)

- Calipari owns the most single-season wins with 38, tying his own record (Memphis in '08 and UK in '12) in 2016 with 38 wins
- Calipari is one of two coaches (Roy Williams) in NCAA Division I history to have 400 or more wins in the first 16 years as a head coach. Calipari had 416 wins in his first 16 years
- Calipari is the winningest coach in NCAA Division I history for a five-year span with 173 victories (2008-12)
- Calipari is the first coach in NCAA Division I history to record five straight on-court 30-win seasons. Memphis hit the 30-win plateau from 2006-09
- Calipari is one of only two coaches (Rick Pitino) to lead three different schools to a Final Four
- Calipari is one of only three coaches (John Wooden, Mike Krzyzewski) to go to four Final Fours in five seasons
- Calipari started with a 54-0 record in Rupp Arena as head coach of the Wildcats
- Calipari has 28 players that have been chosen in the NBA Draft (21 first-round picks) over the last seven seasons
- Calipari has more wins (327) in a 10-year period (2006-15) than any other coach in college basketball history
- Calipari is the second-fastest Division I men's basketball coach to reach 200 victories at a single school, behind only LIU-Brooklyn's Claire Bee

CAL IN CONFERENCE

| SEC COACHES | CONFERENCE CHAMPIONSHIPS | Tournament Championships | Conference Coach of the Year |
|--------------------------------|--------------------------|--------------------------|------------------------------|
| Avery Johnson, Alabama | 0 | 0 | 0 |
| Mike Anderson, Arkansas | 1 | 1 | 1 |
| Bruce Pearl, Auburn | 7 | 2 | 7 |
| Michael White, Florida | 3 | 0 | 2 |
| Mark Fox, Georgia | 4 | 0 | 3 |
| John Calipari, Kentucky | 14 | 13 | 9 |
| Johnny Jones, LSU | 1 | 2 | 0 |
| Kim Anderson, Missouri | 6 | 4 | 2 |
| Andy Kennedy, Ole Miss | 0 | 1 | 2 |
| Ben Howland, Mississippi State | 7 | 5 | 3 |
| Frank Martin, South Carolina | 0 | 0 | 1 |
| Rick Barnes, Tennessee | 3 | 1 | 5 |
| Billy Kennedy, Texas A&M | 5 | 2 | 4 |
| Bryce Drew, Vanderbilt | 4 | 2 | 3 |
| TOTALS | 55 | 33 | 42 |

CALIPARI VS. ALL OPPONENTS

| | | | |
|--------------------------------|-------------------------------|---------------------------------|-------------------------------|
| Alabama 11-3 | Furman 1-0 | Mississippi Valley St. 1-0 | S. Louisiana 1-0 |
| Albany 1-0 | George Mason 1-0 | Missouri 6-2 | Southern Cal. 3-0 |
| Arizona 1-1 | Georgetown 2-1 | Montana State 1-0 | Southern Miss 15-4 |
| Arizona State 0-1 | George Washington 8-9 | Morehead State 2-0 | Southwest Texas St. 1-0 |
| Arkansas 8-6 | Georgia 11-2 | Murray State 1-0 | St. Bonaventure 17-1 |
| Arkansas-Little Rock 3-0 | Georgia Tech 1-1 | Nevada 1-0 | St. John's 1-0 |
| Arkansas-Pine Bluff 1-0 | Gonzaga 4-0 | New Hampshire 5-0 | St. Joseph's 15-5 |
| Arkansas State 4-0 | Grand Canyon 1-0 | NJIT 1-0 | St. Mary's 1-0 |
| Auburn 8-1 | Hampton 1-0 | New Mexico 1-0 | St. Peter's 1-0 |
| Austin Peay 6-1 | Hartford 2-0 | New Orleans 1-0 | Stanford 3-2 |
| Baylor 1-2 | Harvard 1-0 | North Carolina 5-2 | Stephen F. Austin 1-0 |
| Belmont 2-0 | Holy Cross 4-1 | North Carolina State 1-0 | Stony Brook 1-0 |
| Boise State 1-0 | Houston 17-3 | North Texas 1-0 | Syracuse 3-2 |
| Boston University 7-1 | Howard 1-0 | Northeastern 2-1 | TCU 5-1 |
| Boston College 2-0 | Illinois 1-1 | Notern Kentucky 1-0 | Temple 13-11 |
| Bradley 1-0 | Illinois State 1-0 | Northwestern State 2-0 | Tennessee 13-6 |
| Bucknell 1-0 | Indiana 3-2 | Notre Dame 2-1 | Tennessee Martin 4-0 |
| Buffalo 2-0 | Iowa 0-1 | Oakland 1-0 | Tennessee Tech 1-0 |
| BYU 1-0 | Iowa State 2-0 | Ohio State 1-2 | Texas 2-2 |
| Cal State Northridge 1-0 | Jackson State 2-0 | Oklahoma 4-1 | Texas A&M 5-2 |
| Canisius 1-0 | Kansas 3-4 | Oklahoma State 0-2 | Texas Arlington 3-0 |
| Central Conn. St. 2-0 | Kansas State 2-0 | Old Dominion 2-0 | Towson State 1-0 |
| Charlotte 2-3 | Keene State 1-0 | Oral Roberts 1-0 | Tulane 15-0 |
| Chattanooga 2-0 | Kentucky 2-4 | Oregon State 1-0 | Tulsa 11-1 |
| Christian Brothers 2-0 | Lafayette (Pa.) 1-0 | Pennsylvania 3-0 | UAB 14-3 |
| Cincinnati 6-7 | Lamar 4-0 | Penn State 4-4 | UCF 6-0 |
| Cleveland State 3-0 | LaSalle 3-0 | Pepperdine 1-0 | UCLA 3-2 |
| Coastal Carolina 1-0 | LIU-Brooklyn 1-0 | Pittsburgh 2-1 | UNC Asheville 2-0 |
| Colorado 1-1 | Lipscomb 1-0 | Portland 3-0 | UNC Greensboro 1-0 |
| Colorado State 1-1 | Long Beach State 1-0 | Princeton 2-0 | UNC Wilmington 1-0 |
| Columbia 1-0 | Louisiana-Lafayette 2-0 | Providence 3-1 | USF 9-1 |
| Connecticut 2-5 | Louisiana Tech 1-1 | Purdue 2-1 | Utah 1-1 |
| Coppin State 1-0 | Louisville 14-6 | Radford 1-0 | UTEP 6-0 |
| Cornell 1-0 | LSU 9-2 | Rhode Island 16-2 | Vanderbilt 11-4 |
| Dartmouth 1-0 | Loyola 1-0 | Rice 4-0 | Vermont 2-0 |
| Dayton 1-0 | Lowell 2-1 | Richmond 1-0 | Villanova 2-0 |
| DePaul 4-2 | Manhattan 2-0 | Rider 1-0 | Virginia 0-1 |
| Detroit 1-0 | Marist 2-0 | Robert Morris 2-1 | Virginia Tech 2-0 |
| Drexel 2-0 | Marshall 6-0 | Rutgers 11-4 | Wake Forest 2-1 |
| Duke 1-2 | Marquette 3-1 | Saint Louis 4-3 | Washington 1-0 |
| Duquesne 11-4 | Maryland 5-3 | Sam Houston State 1-0 | Western Kentucky 2-0 |
| East Carolina 7-0 | Massachusetts 1-0 | Samford 3-0 | West Virginia 12-7 |
| East Tennessee State 3-0 | Memphis 1-0 | Santa Clara 1-0 | Wichita State 1-0 |
| Eastern Kentucky 3-0 | Miami (Fla.) 0-1 | Savannah State 1-0 | Winthrop 2-0 |
| Eastern Michigan 2-0 | Miami (Ohio) 2-0 | Seton Hall 1-0 | Wisconsin 1-1 |
| Fairfield 1-0 | Michigan 1-0 | Siena 4-0 | Wisconsin-Milwaukee 1-0 |
| Florida 14-5 | Michigan State 1-1 | SMU 8-0 | Wofford 1-0 |
| Florida State 1-1 | Middle Tennessee 3-0 | South Carolina 11-2 | Wright State 1-0 |
| Florida Tech 0-1 | Mississippi 12-4 | South Connecticut 1-0 | Xavier 2-2 |
| Fordham 5-0 | Mississippi State 9-0 | South Florida 1-0 | Yale 1-0 |



CALIPARI ERA SINGLE GAME RECORDS

MOST POINTS

| Pts. | Player vs. Opponent | Date |
|------|-----------------------------------|----------|
| 35 | Jamal Murray vs. FLORIDA | 2-6-16 |
| 35 | Terrence Jones vs. AUBURN | 1-11-11 |
| 33 | Jamal Murray at Vanderbilt | 2-27-16 |
| 33 | Jamal Murray vs. Ohio State | 12-19-15 |
| 32 | Doron Lamb vs. WINTHROP | 12-22-10 |
| 30 | Tyler Ulis vs. Texas A&M | 3-13-16 |
| 30 | Brandon Knight vs. West Va. | 3-19-11 |
| 29 | Julius Randle vs. BELMONT | 12-21-13 |
| 29 | Terrence Jones vs. Oklahoma | 11-22-10 |
| 29 | Eric Bledsoe vs. E. Tennessee St. | 3-18-10 |
| 28 | Aaron Harrison vs. R. MORRIS | 11-17-13 |
| 28 | Archie Goodwin vs. MOREHEAD | 11-21-12 |
| 28 | Anthony Davis vs. VANDERBILT | 2-25-12 |
| 27 | Tyler Ulis vs. Indiana | 3-19-16 |
| 27 | Tyler Ulis at South Carolina | 2-13-16 |
| 27 | Julius Randle vs. Michigan St. | 11-12-13 |
| 27 | Terrence Jones at LSU | 1-28-12 |
| 27 | Anthony Davis vs. ARKANSAS | 1-17-12 |
| 27 | Terrence Jones vs. Notre Dame | 12-8-10 |
| 27 | DeMarcus Cousins at S. Carolina | 1-26-10 |
| 27 | D.Cousins vs. S. HOUSTON ST. | 11-19-09 |

Active: 25, Derek Willis vs. TENNESSEE, 2-18-16
SEC: 35, Jamal Murray vs. FLORIDA, 2-6-16
Postseason: 30, Tyler Ulis vs. Texas A&M, 3-13-16
SEC Turnout: 30, Tyler Ulis vs. Texas A&M, 3-13-16
NCAA Tourney: 30, Brandon Knight vs. West Va., 3-19-11
Rupp Arena: 35, Jamal Murray vs. FLORIDA, 2-6-16
On the Road: 33, Jamal Murray at Vanderbilt, 2-27-16
Neutral: 33, Jamal Murray vs. Ohio State, 12-19-15
SEC Road: 33, Jamal Murray at Vanderbilt, 2-27-16
Ranked Opp.: 30, Tyler Ulis vs. Texas A&M, 3-13-16
Freshman: 35, Jamal Murray vs. FLORIDA, 2-6-16
Sophomore: 30, Tyler Ulis vs. Texas A&M, 3-13-16
Junior: 25, Derek Willis vs. TENNESSEE, 2-18-16
Senior: 25, Alex Poythress at Alabama, 1-19-16
Opener: 25, Terrence Jones vs. E. TENN. ST., 11-12-10
SEC Opener: 26, Aaron Harrison vs. OLE MISS, 1-6-15
***In some cases, the most recent occurrence is listed*

MOST POINTS IN AN SEC GAME

| Pts. | Player vs. Opponent | Date |
|------|---------------------------------|---------|
| 35 | Jamal Murray vs. FLORIDA | 2-6-16 |
| 35 | Terrence Jones vs. AUBURN | 1-11-11 |
| 33 | Jamal Murray at Vanderbilt | 2-27-16 |
| 28 | Jamal Murray vs. TENNESSEE | 2-18-16 |
| 28 | Anthony Davis vs. VANDERBILT | 2-25-12 |
| 27 | Tyler Ulis at South Carolina | 2-13-16 |
| 27 | Terrence Jones at LSU | 1-28-12 |
| 27 | Anthony Davis vs. ARKANSAS | 1-17-12 |
| 27 | DeMarcus Cousins at S. Carolina | 1-26-10 |
| 26 | Jamal Murray at South Carolina | 2-13-16 |
| 26 | Aaron Harrison vs. OLE MISS | 1-6-15 |
| 26 | Andrew Harrison vs. TENNESSEE | 1-18-14 |
| 26 | James Young vs. MISSISSIPPI ST. | 1-8-14 |
| 26 | Kyle Wiltjer at Ole Miss | 1-29-13 |
| 26 | Brandon Knight at Arkansas | 2-23-11 |

MOST POINTS IN A HALF

| Pts. | Player vs. Opponent | Date |
|------|---|----------|
| 27 | Jamal Murray ² vs. Ohio State | 12-19-15 |
| 23 | Julius Randle ² vs. Michigan St. | 11-12-13 |
| 22 | Terrence Jones ² vs. AUBURN | 1-11-11 |
| 22 | Eric Bledsoe ² vs. MOREHEAD | 11-21-12 |
| 21 | Jamal Murray ² at Vanderbilt | 2-27-16 |
| 20 | Jamal Murray ² vs. FLORIDA | 2-6-16 |
| 20 | Terrence Jones ² at Georgia | 1-8-11 |
| 20 | D. Cousins ² vs. UNC Asheville | 11-30-09 |
| 19 | Jamal Murray ² vs. Georgia | 3-12-16 |
| 19 | Aaron Harrison ² vs. R. MORRIS | 11-17-13 |
| 19 | Archie Goodwin ² at Louisville | 12-29-12 |
| 19 | John Wall ² vs. UConn | 12-29-09 |
| 18 | Jamal Murray ² at Florida | 3-1-16 |
| 18 | Skal Labissiere ² vs. NJIT | 11-14-15 |
| 18 | Aaron Harrison ² at Belmont | 2-7-15 |
| 18 | Aaron Harrison ² vs. BELMONT | 12-21-13 |
| 18 | Anthony Davis ² at S. Carolina | 2-4-12 |
| 18 | Anthony Davis ² vs. LOUISVILLE | 12-31-11 |
| 18 | Kyle Wiltjer ² vs. LOYOLA | 12-22-11 |
| 18 | Josh Harrellson ² at Louisville | 12-31-10 |
| 18 | D. Cousins ² vs. S. HOUSTON ST. | 11-19-09 |

MOST POINTS OFF THE BENCH

| Pts. | Player vs. Opponent | Date |
|------|------------------------------|----------|
| 35 | Terrence Jones vs. AUBURN | 1-11-11 |
| 32 | Doron Lamb vs. WINTHROP | 12-22-10 |
| 26 | Kyle Wiltjer at Ole Miss | 1-29-13 |
| 24 | Kyle Wiltjer vs. LOYOLA | 12-22-11 |
| 24 | Doron Lamb at North Carolina | 12-4-10 |
| 23 | Kyle Wiltjer vs. LIPSCOMB | 12-15-12 |
| 20 | Doron Lamb at Ole Miss | 2-1-11 |
| 20 | Doron Lamb vs. E. TENN. ST. | 11-12-10 |

MOST 3-POINTERS MADE

| 3's | Player vs. Opponent | Date |
|-----|-------------------------------|----------|
| 8 | Jamal Murray vs. FLORIDA | 2-6-16 |
| 8 | Eric Bledsoe vs. E. Tenn. St. | 3-18-10 |
| 7 | Derek Willis vs. TENNESSEE | 2-18-16 |
| 7 | Jamal Murray vs. Ohio State | 12-19-15 |
| 7 | Kyle Wiltjer vs. LIPSCOMB | 12-15-12 |
| 7 | Kyle Wiltjer vs. LAFAYETTE | 11-16-12 |
| 7 | Doron Lamb vs. WINTHROP | 12-22-10 |

MOST FREE THROWS

| Fts | Player vs. Opponent | Date |
|-----|---------------------------|----------|
| 14 | Tyler Ulis at Arkansas | 1-21-16 |
| 13 | Julius Randle at Ole Miss | 2-18-14 |
| 13 | Julius Randle vs. BELMONT | 12-21-13 |

| | | |
|----|------------------------------|----------|
| 12 | Tyler Ulis at Tennessee | 2-2-16 |
| 12 | Dakari Johnson vs. UT ARL. | 11-25-14 |
| 12 | Archie Goodwin at Ole Miss | 1-29-13 |
| 12 | Archie Goodwin vs. MOREHEAD | 11-21-12 |
| 12 | Anthony Davis vs. LOUISVILLE | 12-31-11 |

MOST REBOUNDS

| Rebs | Player vs. Opponent | Date |
|------|----------------------------------|----------|
| 19 | M. Kidd-Gilchrist vs. LOUISVILLE | 12-31-11 |
| 18 | Anthony Davis vs. CHATT. | 12-17-11 |
| 18 | D. Cousins vs. LOUISVILLE | 1-2-10 |
| 18 | Patrick Patterson vs. RIDER | 11-21-09 |
| 18 | D. Cousins vs. SAM HOUSTON ST. | 11-19-09 |
| 17 | Terrence Jones vs. Notre Dame | 12-8-10 |
| 17 | Terrence Jones at Washington | 11-23-10 |
| 16 | Julius Randle vs. LSU | 3-14-14 |
| 16 | Julius Randle vs. UNC ASHEVILLE | 11-8-13 |
| 16 | Nerlens Noel vs. BAYLOR | 12-1-12 |
| 16 | Anthony Davis vs. Kansas | 4-2-12 |
| 16 | Anthony Davis vs. LITTLE ROCK | 1-3-12 |
| 15 | Julius Randle vs. Kansas State | 3-21-14 |
| 15 | Julius Randle at South Carolina | 3-1-14 |
| 15 | Julius Randle vs. LSU | 2-22-14 |
| 15 | Julius Randle vs. CLEV. ST. | 11-25-13 |
| 15 | Julius Randle vs. R. MORRIS | 11-17-13 |
| 15 | Anthony Davis vs. ST. JOHN'S | 12-1-11 |
| 15 | Terrence Jones vs. UConn | 4-2-11 |
| 15 | DeMarcus Cousins vs. Tennessee | 3-13-10 |

Active: 12, Isaac Humphries, at Texas A&M, 2-20-16
SEC: 15, Julius Randle vs. LSU, 2-22-14
Postseason: 16, Julius Randle vs. LSU, 3-14-14
SEC Turnout: 16, Julius Randle vs. LSU, 3-14-14
NCAA Tourney: 16, Anthony Davis vs. Kansas, 4-2-12
Rupp Arena: 19, M. Kidd-Gilchrist vs. LOUISVILLE, 12-31-11
On the Road: 17, Terrence Jones at Wash., 11-23-10
SEC Road: 15, Julius Randle at South Carolina, 3-1-14
Ranked Opp.: 19, M. Kidd-Gilchrist vs. LOUISVILLE, 12-31-11
Freshman: 19, M. Kidd-Gilchrist vs. LOUISVILLE, 12-31-11
Sophomore: 13, D. Johnson vs. GRAND CANYON, 11-14-14
Junior: 18, Patrick Patterson vs. RIDER, 11-21-09
Senior: 14, Josh Harrellson at Arkansas, 2-23-11
Opener: 16, Julius Randle vs. UNC ASHEVILLE, 11-8-13
SEC Opener: 12, W. Cauley-Stein vs. OLE MISS, 1-6-15
***In some cases, the most recent occurrence is listed*

MOST OFFENSIVE REBOUNDS

| Rebs | Player vs. Opponent | Date |
|------|-------------------------------|----------|
| 9 | W. Cauley-Stein vs. ARKANSAS | 2-27-14 |
| 9 | DeMarcus Cousins vs. OLE MISS | 2-2-10 |
| 9 | Patrick Patterson vs. RIDER | 11-21-09 |
| 8 | D. Johnson vs. GRAND CANYON | 11-14-14 |
| 8 | D. Cousins vs. VANDERBILT | 1-30-10 |
| 8 | Patrick Patterson at Indiana | 12-12-09 |
| 8 | D. Cousins vs. S. HOUSTON ST. | 11-19-09 |

MOST DEFENSIVE REBOUNDS

| Rebs | Player vs. Opponent | Date |
|------|----------------------------------|----------|
| 15 | Terrence Jones vs. Notre Dame | 12-8-10 |
| 14 | DeMarcus Cousins vs. LOUISVILLE | 1-2-10 |
| 13 | Anthony Davis vs. LSU | 3-9-12 |
| 13 | M. Kidd-Gilchrist vs. LOUISVILLE | 12-31-11 |
| 13 | Anthony Davis vs. CHATT. | 12-17-11 |
| 13 | Terrence Jones vs. Washington | 11-23-10 |
| 12 | Karl-Anthony Towns vs. GEORGIA | 2-3-15 |
| 12 | Julius Randle vs. Kansas State | 3-21-14 |
| 12 | Anthony Davis vs. Kansas | 4-2-12 |
| 12 | Anthony Davis vs. Louisville | 3-31-12 |
| 12 | A. Davis vs. ARK.-LITTLE ROCK | 1-3-12 |

MOST ASSISTS

| Asssts. | Player vs. Opponent | Date |
|---------|------------------------------|----------|
| 16 | John Wall vs. HARTFORD | 12-29-09 |
| 14 | Tyler Ulis vs. LSU | 3-5-16 |
| 14 | John Wall vs. UNC Asheville | 11-30-09 |
| 12 | De'Aaron Fox vs. SFA | 11-11-16 |
| 12 | Tyler Ulis at South Carolina | 2-13-16 |
| 11 | Tyler Ulis at Florida | 3-1-16 |
| 11 | Tyler Ulis at Texas A&M | 2-20-16 |
| 11 | Tyler Ulis vs. FLORIDA | 2-6-16 |
| 11 | John Wall vs. E. Tenn. State | 3-18-10 |
| 11 | John Wall vs. RIDER | 11-21-09 |
| 10 | Tyler Ulis vs. ALABAMA | 2-23-16 |
| 10 | Tyler Ulis vs. OLE MISS | 1-2-16 |
| 10 | Julius Mays vs. LAFAYETTE | 11-16-12 |
| 10 | Marquis Teague vs. FLORIDA | 2-7-12 |

Active: 12, De'Aaron Fox vs. SFA, 11-11-16
SEC: 14, Tyler Ulis vs. LSU, 3-5-16
Postseason: 11, J. Wall vs. E. Tennessee State, 3-18-10
SEC Turnout: 9, Andrew Harrison vs. Georgia, 3-15-14
NCAA Tourney: 11, J. Wall vs. E. Tennessee St., 3-18-10
Rupp Arena: 16, John Wall vs. HARTFORD, 12-29-09
On the Road: 12, Tyler Ulis, at South Carolina, 2-13-16
SEC Road: 12, Tyler Ulis, at South Carolina, 2-13-16
Ranked Opp.: 12, Tyler Ulis, at South Carolina, 2-13-16
Freshman: 16, John Wall vs. HARTFORD, 12-29-09
Sophomore: 14, Tyler Ulis vs. LSU, 3-5-16
Junior: 9, DeAndre Liggins vs. WINTHROP, 12-22-10
Senior: 10, Julius Mays vs. LAFAYETTE, 11-16-12
Opener: 12, De'Aaron Fox vs. SFA, 11-11-16
SEC Opener: 10, Tyler Ulis vs. OLE MISS, 1-2-16
***In some cases, the most recent occurrence is listed*

MOST POINTS-REBOUNDS-ASSISTS

| P-R-A | Player vs. Opponent | Date |
|--------------|---------------------------------|----------|
| 47 (27-17-3) | T. vs. Notre Dame | 12-8-10 |
| 45 (29-13-3) | T. vs. Oklahoma | 11-22-10 |
| 45 (27-18-0) | D.Cousins vs. S. HOUSTON | 11-19-09 |
| 44 (24-19-1) | M.Kidd-Gilchrist vs. LOUISVILLE | 12-31-11 |
| 43 (33-9-2) | Jamal Murray at Vanderbilt | 2-27-16 |

| | | |
|--------------|-------------------------------|----------|
| 43 (35-8-0) | Terrence Jones vs. AUBURN | 1-11-11 |
| 42 (35-6-1) | Jamal Murray vs. FLORIDA | 2-6-16 |
| 41 (26-10-5) | J.Young vs. MISSISSIPPI STATE | 1-8-14 |
| 41 (27-13-1) | J. Randle vs. Michigan State | 11-12-13 |
| 41 (27-14-0) | A. Davis vs. ARKANSAS | 1-17-12 |
| 40 (23-16-1) | J. Randle vs. UNC ASHEVILLE | 11-8-13 |
| 40 (22-9-9) | A. Goodwin vs. LIU-BROOK | 11-23-12 |
| 39 (28-9-2) | J. Murray vs. TENNESSEE | 2-18-16 |
| 39 (27-0-12) | Tyler Ulis at South Carolina | 2-13-16 |
| 39 (29-10-0) | Julius Randle vs. BELMONT | 12-21-13 |
| 39 (22-14-3) | J. Randle vs. NORTHERN KY. | 11-10-13 |
| 39 (28-11-0) | A. Davis vs. VANDERBILT | 2-25-12 |
| 39 (22-16-1) | A. Davis vs. LITTLE ROCK | 1-3-12 |
| 39 (26-8-5) | Brandon Knight at Arkansas | 2-23-11 |
| 39 (23-14-2) | J. Harrellson at Louisville | 12-31-10 |
| 39 (25-12-0) | T. Jones vs. EAST TENN. ST. | 11-12-10 |
| 39 (27-12-0) | D. Cousins at South Carolina | 1-26-10 |
| 39 (18-18-3) | D. Cousins vs. LOUISVILLE | 1-2-10 |

MOST MINUTES WITHOUT A TURNOVER

| Mins. | Player vs. Opponent | Date |
|-------|------------------------------------|----------|
| 44 | Darius Miller at Arkansas | 2-23-11 |
| 41 | Aaron Harrison vs. LSU | 2-22-14 |
| 40 | Tyler Ulis vs. Duke | 11-17-15 |
| 40 | Aaron Harrison vs. OLE MISS | 1-6-15 |
| 40 | Alex Poythress vs. MISSOURI | 2-23-13 |
| 39 | Nerlens Noel vs. TEXAS A&M | 1-12-13 |
| 39 | Ryan Harrow at Louisville | 12-29-12 |
| 39 | Anthony Davis vs. ALABAMA | 1-21-12 |
| 39 | M. Kidd-Gilchrist vs. LOUISVILLE | 12-31-11 |
| 38 | Aaron Harrison at LSU | 1-28-14 |
| 38 | P. Patterson vs. Mississippi State | 3-14-10 |

MOST BLOCKED SHOTS

| Blks. | Player vs. Opponent | Date |
|-------|------------------------------------|----------|
| 12 | Nerlens Noel at Ole Miss | 1-29-13 |
| 9 | W. Cauley-Stein vs. BOISE STATE | 12-10-13 |
| 9 | Willie Cauley-Stein vs. Providence | 12-10-13 |
| 8 | Nerlens Noel at Alabama | 1-22-13 |
| 8 | Anthony Davis at South Carolina | 2-4-12 |
| 8 | Anthony Davis vs. ST. JOHN'S | 12-1-11 |
| 7 | K. Towns vs. VANDERBILT | 1-20-15 |
| 7 | W. Cauley-Stein vs. E. MICHIGAN | 11-27-13 |
| 7 | Willie Cauley-Stein vs. MISSOURI | 2-23-13 |
| 7 | Nerlens Noel at Auburn | 1-19-13 |
| 7 | Nerlens Noel vs. TEXAS A&M | 1-12-13 |
| 7 | Nerlens Noel vs. LIPSCOMB | 12-15-12 |
| 7 | Nerlens Noel vs. PORTLAND | 12-8-12 |
| 7 | A. Davis vs. Western Kentucky | 3-15-12 |
| 7 | Anthony Davis at Vanderbilt | 2-11-12 |
| 7 | Anthony Davis vs. TENNESSEE | 1-31-12 |
| 7 | Anthony Davis vs. ARKANSAS | 1-17-12 |
| 7 | A. Davis vs. SOUTH CAROLINA | 1-7-12 |
| 7 | Anthony Davis vs. Kansas | 11-15-11 |

Active: 4, Derek Willis vs. GEORGIA, 2-9-16
SEC: 12, Nerlens Noel at Ole Miss, 1-29-13
Postseason: 7, A. Davis vs. Western Kentucky, 3-15-12
SEC Turnout: 6, Anthony Davis vs. LSU, 3-11-12
NCAA Tourney: 7, A. Davis vs. Western Kent., 3-15-12
Rupp Arena: 9, W. Cauley-Stein vs. BOISE ST., 12-10-13
On the Road: 12, Nerlens Noel at Ole Miss, 1-29-13
SEC Road: 12, Nerlens Noel at Ole Miss, 1-29-13
Ranked Opp.: 12, Nerlens Noel at Ole Miss, 1-29-13
Freshman: 12, Nerlens Noel at Ole Miss, 1-29-13
Sophomore: 9, W. Cauley-Stein vs. BOISE ST., 12-10-13
Junior: 4, Willie Cauley-Stein vs. ARKANSAS, 2-28-15
Senior: 6, Josh Harrellson vs. PENN., 1-3-11
Opener: 5, Anthony Davis vs. MARIST, 11-11-11
SEC Opener: 7, A. Davis vs. SOUTH CAROLINA, 1-7-12
***In some cases, the most recent occurrence is listed*

MOST STEALS

| Stls. | Player vs. Opponent | Date |
|-------|---------------------------------|----------|
| 6 | Tyler Ulis vs. OLE MISS | 1-2-16 |
| 6 | Willie Cauley-Stein vs. GEORGIA | 1-25-14 |
| 6 | Nerlens Noel vs. BAYLOR | 12-1-12 |
| 6 | John Wall vs. UConn | 12-9-09 |
| 6 | John Wall vs. UNC Asheville | 11-30-09 |
| 5 | Aaron Harrison vs. ARKANSAS | 2-28-15 |
| 5 | Willie Cauley-Stein vs. Texas | 12-5-14 |
| 5 | DeAndre Liggins vs. TENNESSEE | 2-8-11 |
| 5 | Darius Miller at Portland | 11-19-10 |

Active: 4, Isaiah Briscoe vs. OLE MISS, 1-2-16
SEC: 6, Tyler Ulis vs. OLE MISS, 1-2-16
Postseason: 5, John Wall vs. Mississippi State, 3-14-10
SEC Turnout: 5, John Wall vs. Mississippi State, 3-14-10
NCAA Tourney: 4, An. Harrison vs. W. Virginia, 3-26-15
Rupp Arena: 6, Tyler Ulis vs. OLE MISS, 1-2-16
On the Road: 5, Darius Miller at Portland, 11-19-10
SEC Road: 3, Derek Willis at Tennessee, 2-2-16
Ranked Opp.: 5, Aaron Harrison vs. ARKANSAS, 2-28-15
Freshman: 6, Nerlens Noel vs. BAYLOR, 12-1-12
Sophomore: 6, Tyler Ulis vs. OLE MISS, 1-2-16
Junior: 5, Willie Cauley-Stein vs. TEXAS, 12-5-14
Senior: 4, Josh Harrellson vs. Princeton, 3-17-11
Opener: 4, Aaron Harrison vs. UNC ASHEVILLE, 11-8-13
SEC Opener: 6, Tyler Ulis vs. OLE MISS, 1-2-16
***In some cases, the most recent occurrence is listed*

SEASON MILESTONES

450 POINTS/225 REBOUNDS

| Player | Year | Pts | Reb |
|------------------------|------|-----|-----|
| Julius Randle | 2014 | 599 | 417 |
| Anthony Davis | 2012 | 567 | 415 |
| Terrence Jones | 2012 | 469 | 272 |
| Michael Kidd-Gilchrist | 2012 | 476 | 297 |
| Terrence Jones | 2011 | 595 | 336 |
| DeMarcus Cousins | 2010 | 575 | 376 |
| Patrick Patterson | 2010 | 544 | 283 |

300 POINTS/100 ASSISTS

| Player | Year | Pts |
|--------|------|-----|
|--------|------|-----|

CALIPARI ERA TEAM SINGLE GAME RECORDS

MOST POINTS

| Pts.(Score) | Opp. | Date |
|--------------|------------------------|----------|
| 110 (110-75) | AUBURN | 2-21-15 |
| 108 (108-58) | MARIST | 11-11-11 |
| 105 (105-76) | UT ARLINGTON | 11-19-13 |
| 104 (104-75) | LIU BROOKLYN | 11-23-12 |
| 104 (104-61) | HARTFORD | 12-29-09 |
| 102 (102-90) | vs. Indiana | 3-23-12 |
| 102 (102-92) | SAM HOUSTON ST. | 11-19-09 |
| 101 (101-49) | LAFAYETTE | 11-16-12 |
| 101 (101-70) | ARKANSAS | 1-23-10 |
| 100 (100-71) | vs. East Tennessee St. | 3-18-10 |

MOST POINTS IN A LOSS

| Pts.(Score) | Opp. | Date |
|-------------|--------------------|----------|
| 85 (85-87) | at Arkansas | 1-14-14 |
| 84 (90-84) | at Kansas | 1-30-16 |
| 82 (82-87) | at LSU | 1-28-14 |
| 77 (79-77) | at Texas A&M | 2-20-16 |
| 77 (87-77) | at UCLA | 12-3-15 |
| 77 (77-82) | at North Carolina | 12-14-13 |
| 77 (77-80) | at Louisville | 12-19-12 |
| 76 (76-77) | at Arkansas | 2-23-11 |
| 74 (74-78) | vs. Michigan State | 11-12-13 |
| 73 (73-75) | at North Carolina | 12-4-10 |

MOST POINTS IN A WIN OVER A RANKED TEAM

| Pts.(Score) | Opp. | Date |
|--------------|-------------------|----------|
| 102 (102-90) | vs. Indiana | 3-23-12 |
| 87 (87-74) | at Ole Miss | 1-29-13 |
| 85 (85-75) | OLE MISS | 2-2-10 |
| 85 (85-72) | VANDERBILT | 1-30-10 |
| 84 (84-67) | ARKANSAS | 2-28-15 |
| 84 (84-70) | NORTH CAROLINA | 12-13-14 |
| 82 (82-77) | vs. Texas A&M | 3-13-16 |
| 82 (82-70) | vs. Baylor | 3-25-12 |
| 78 (78-39) | vs. West Virginia | 3-26-15 |
| 78 (78-63) | vs. Arkansas | 3-15-15 |
| 78 (78-76) | vs. Wichita State | 3-23-14 |
| 78 (78-58) | FLORIDA | 2-7-12 |
| 78 (78-63) | at Louisville | 12-31-10 |

MOST PTS. AT NEUTRAL SITE

| Pts.(Score) | Opp. | Date |
|--------------|------------------------|----------|
| 102 (102-90) | vs. Indiana | 3-23-12 |
| 100 (100-71) | vs. East Tennessee St. | 3-18-10 |
| 94 (94-57) | vs. UNC Asheville | 11-30-09 |
| 93 (93-80) | vs. Georgia | 3-12-16 |
| 91 (91-67) | vs. Auburn | 3-14-15 |
| 90 (90-60) | vs. Wake Forest | 3-20-10 |
| 87 (87-71) | vs. Iowa State | 3-17-12 |
| 85 (85-57) | vs. Stony Brook | 3-17-16 |
| 85 (85-59) | vs. Alabama | 3-11-16 |
| 85 (85-67) | vs. LSU | 3-14-14 |
| 85 (85-47) | vs. Penn State | 11-19-11 |

MOST PTS. IN NCAA TOURNEY

| Pts.(Score) | Opp. | Date |
|--------------|------------------------|---------|
| 102 (102-90) | vs. Indiana | 3-23-12 |
| 100 (100-71) | vs. East Tennessee St. | 3-18-10 |
| 90 (90-60) | vs. Wake Forest | 3-20-10 |
| 87 (87-71) | vs. Iowa State | 3-17-12 |
| 85 (85-57) | vs. Stony Brook | 3-17-16 |
| 82 (82-70) | vs. Baylor | 3-25-12 |
| 81 (81-66) | vs. Western Kentucky | 3-15-12 |
| 79 (79-56) | vs. Hampton | 3-19-15 |
| 78 (78-39) | vs. West Virginia | 3-26-15 |
| 78 (78-76) | vs. Wichita St. | 3-23-14 |

MOST PTS. IN SEC TOURNEY

| Pts.(Score) | Opp. | Date |
|-------------|-----------------|---------|
| 93 (93-80) | vs. Georgia | 3-12-16 |
| 91 (91-67) | vs. Auburn | 3-14-15 |
| 85 (85-59) | vs. Alabama | 3-11-16 |
| 85 (85-67) | vs. LSU | 3-14-14 |
| 82 (82-77) | vs. Texas A&M | 3-13-16 |
| 78 (78-63) | vs. Arkansas | 3-15-15 |
| 75 (75-66) | vs. Ole Miss | 3-11-11 |
| 75 (75-74) | vs. Miss. State | 3-14-10 |
| 74 (74-71) | vs. Florida | 3-10-12 |
| 74 (74-45) | vs. Tennessee | 3-13-10 |

MOST PTS. IN RUPP ARENA WIN

| Pts.(Score) | Opp. | Date |
|--------------|-----------------|----------|
| 110 (110-75) | AUBURN | 2-21-15 |
| 108 (108-58) | MARIST | 11-11-11 |
| 105 (105-76) | UT ARLINGTON | 11-19-13 |
| 104 (104-75) | LIU BROOKLYN | 11-23-12 |
| 104 (104-61) | HARTFORD | 12-29-09 |
| 102 (102-92) | SAM HOUSTON ST. | 11-19-09 |
| 101 (101-49) | LAFAYETTE | 11-16-12 |
| 101 (101-70) | ARKANSAS | 1-23-10 |
| 94 (94-77) | LSU | 3-5-16 |
| 93 (93-69) | CANISIUS | 11-13-16 |
| 93 (93-80) | BELMONT | 12-21-13 |
| 93 (93-63) | NORTHERN KENT. | 11-10-13 |

MOST PTS. IN ROAD GAME WIN

| Pts.(Score) | Opp. | Date |
|-------------|-------------------|----------|
| 90 (90-73) | at Indiana | 12-12-09 |
| 89 (89-62) | at South Carolina | 2-13-16 |
| 89 (89-77) | at Florida | 1-12-10 |

| | | |
|------------|----------------------|---------|
| 88 (88-79) | at Florida | 3-1-16 |
| 87 (87-74) | at Ole Miss | 1-29-13 |
| 86 (86-52) | at South Carolina | 2-4-12 |
| 84 (84-70) | at Ole Miss | 2-18-14 |
| 84 (84-79) | at Missouri | 2-1-14 |
| 81 (81-75) | at Mississippi State | 2-16-10 |
| 81 (81-55) | at LSU | 2-6-10 |

MOST POINTS IN A HALF

| Pts. | Opp. | Date |
|-----------------|------------------------|----------|
| 63 ² | UT ARLINGTON | 11-19-13 |
| 58 ² | MARIST | 11-11-11 |
| 58 ² | AUBURN | 2-21-15 |
| 57 ¹ | ARKANSAS | 1-23-10 |
| 57 ¹ | HARTFORD | 12-29-09 |
| 56 ¹ | DREXEL | 12-21-09 |
| 55 ¹ | UT ARLINGTON | 11-25-14 |
| 55 ¹ | LIU-BROOKLYN | 11-23-12 |
| 54 ¹ | vs. East Tennessee St. | 3-18-10 |
| 53 ² | LSU | 3-5-16 |
| 53 ² | PENN | 1-3-11 |
| 53 ¹ | SAM HOUSTON ST. | 11-19-09 |

¹ - First Half; ² - Second Half

FEWEST POINTS

| Pts.(Score) | Opp. | Date |
|-------------|------------------|----------|
| 48 (48-64) | vs. Vanderbilt | 3-15-13 |
| 50 (50-64) | at Notre Dame | 11-29-12 |
| 52 (52-69) | at Florida | 2-12-13 |
| 54 (54-60) | vs. UConn | 4-7-14 |
| 55 (55-48) | ALABAMA | 3-4-14 |
| 55 (55-59) | at Alabama | 1-22-13 |
| 55 (55-64) | BAYLOR | 12-1-12 |
| 55 (55-56) | vs. UConn | 4-2-11 |
| 56 (56-49) | vs. Kansas State | 3-21-14 |
| 56 (56-46) | COLUMBIA | 12-10-14 |

FEWEST POINTS IN A WIN

| Pts.(Score) | Opp. | Date |
|-------------|-------------------|----------|
| 55 (55-48) | ALABAMA | 3-4-14 |
| 56 (56-49) | vs. Kansas State | 3-21-14 |
| 56 (56-46) | COLUMBIA | 12-10-14 |
| 57 (57-44) | at Georgia | 1-24-12 |
| 58 (58-50) | at Louisville | 12-27-14 |
| 58 (58-38) | PROVIDENCE | 11-30-14 |
| 58 (58-43) | at South Carolina | 1-24-14 |
| 58 (58-56) | at Vanderbilt | 2-20-10 |
| 59 (59-57) | vs. Princeton | 3-1-11 |
| 60 (60-58) | at Vanderbilt | 1-10-13 |
| 60 (60-51) | vs. LSU | 3-9-12 |

FEWEST PTS. AT NEUTRAL SITE

| Pts.(Score) | Opp. | Date |
|-------------|------------------|----------|
| 48 (48-64) | vs. Vanderbilt | 3-15-13 |
| 54 (54-60) | vs. UConn | 4-7-14 |
| 55 (55-56) | vs. UConn | 4-2-11 |
| 56 (56-49) | vs. Kansas State | 3-21-14 |
| 59 (59-57) | vs. Princeton | 3-17-11 |
| 60 (60-61) | vs. Florida | 3-16-14 |
| 60 (60-51) | vs. LSU | 3-9-12 |
| 62 (62-67) | vs. Baylor | 12-6-13 |
| 62 (62-60) | vs. Ohio State | 3-25-11 |
| 62 (62-45) | vs. Cornell | 3-25-10 |
| 62 (62-52) | vs. Old Dominion | 11-20-11 |

FEWEST POINTS IN NCAA TOURNEY

| Pts.(Score) | Opp. | Date |
|-------------|-------------------|---------|
| 54 (54-60) | vs. UConn | 4-7-14 |
| 55 (55-56) | vs. UConn | 4-2-11 |
| 56 (56-49) | vs. Kansas State | 3-21-14 |
| 59 (59-57) | vs. Princeton | 3-17-11 |
| 62 (62-60) | vs. Ohio State | 3-25-11 |
| 62 (62-45) | vs. Cornell | 3-25-10 |
| 64 (64-71) | vs. Wisconsin | 4-4-15 |
| 64 (64-51) | vs. Cincinnati | 3-21-15 |
| 66 (66-73) | vs. West Virginia | 3-27-10 |
| 67 (67-73) | vs. Indiana | 3-19-16 |
| 67 (67-59) | vs. Kansas | 4-2-12 |

FEWEST PTS. IN SEC TOURNEY

| Pts.(Score) | Opp. | Date |
|-------------|----------------|---------|
| 48 (48-64) | vs. Vanderbilt | 3-15-13 |
| 60 (60-61) | vs. Florida | 3-16-14 |
| 60 (60-51) | vs. LSU | 3-9-12 |
| 64 (64-49) | vs. Florida | 3-13-15 |
| 64 (64-71) | vs. Vanderbilt | 3-11-12 |
| 70 (70-58) | vs. Georgia | 3-15-14 |
| 70 (70-54) | vs. Florida | 3-13-11 |
| 72 (72-58) | vs. Alabama | 3-12-11 |
| 74 (74-71) | vs. Florida | 3-10-12 |
| 74 (74-45) | vs. Tennessee | 3-13-10 |

FEWEST PTS. IN RUPP ARENA

| Pts.(Score) | Opp. | Date |
|-------------|------------|----------|
| 55 (55-64) | BAYLOR | 12-1-12 |
| 56 (56-46) | COLUMBIA | 12-10-14 |
| 58 (58-38) | PROVIDENCE | 11-30-14 |
| 61 (61-57) | FLORIDA | 3-9-13 |

FEWEST PTS. IN ROAD GAME

| Pts.(Score) | Opp. | Date |
|-------------|---------------|----------|
| 50 (50-64) | at Notre Dame | 11-29-12 |

| | | |
|------------|-------------------|----------|
| 52 (52-69) | at Florida | 2-12-13 |
| 55 (55-48) | at Alabama | 3-4-14 |
| 55 (55-59) | at Alabama | 1-22-13 |
| 57 (57-59) | at Robert Morris | 3-19-13 |
| 57 (57-44) | at Georgia | 1-24-12 |
| 58 (58-50) | at Louisville | 12-27-14 |
| 58 (58-43) | at South Carolina | 1-24-14 |
| 58 (58-88) | at Tennessee | 2-16-13 |
| 58 (58-56) | at Vanderbilt | 2-20-10 |

FEWEST POINTS IN A HALF

| Pts. | Opp. | Date |
|-----------------|----------------|----------|
| 19 ² | at Georgia | 1-24-12 |
| 21 ¹ | vs. UConn | 4-2-11 |
| 22 ¹ | at Louisville | 12-27-14 |
| 22 ² | at Alabama | 1-22-13 |
| 22 ¹ | at Tennessee | 3-6-11 |
| 23 ¹ | COLUMBIA | 12-10-14 |
| 23 ² | vs. UConn | 4-7-14 |
| 23 ¹ | vs. Vanderbilt | 3-15-13 |
| 23 ² | vs. Maryland | 11-9-12 |
| 23 ¹ | vs. UConn | 12-9-09 |

¹ - First Half; ² - Second Half

MOST FIELD GOALS

| FGs. | Opp. | Date |
|------|-------------------|----------|
| 46 | MARIST | 11-11-11 |
| 44 | AUBURN | 2-21-15 |
| 42 | LIU-BROOKLYN | 11-23-12 |
| 41 | HARTFORD | 12-29-09 |
| 40 | LAFAYETTE | 11-16-12 |
| 38 | LSU | 3-5-16 |
| 38 | vs. Wake Forest | 3-20-10 |
| 37 | ARKANSAS | 1-23-10 |
| 36 | at Florida | 1-12-10 |
| 36 | vs. UNC Asheville | 11-30-09 |
| 36 | SAM HOUSTON STATE | 11-19-09 |

FEWEST FIELD GOALS

| FGs. | Opp. | Date |
|------|-------------------|----------|
| 14 | at South Carolina | 3-1-14 |
| 16 | ALABAMA | 3-4-14 |
| 17 | LOUISVILLE | 12-31-11 |
| 17 | at Auburn | 2-12-14 |
| 18 | vs. LSU | 3-9-12 |
| 18 | vs. Vanderbilt | 3-15-13 |
| 18 | vs. Florida | 3-16-14 |
| 18 | vs. UConn | 4-7-14 |
| 18 | at Texas A&M | 1-10-15 |
| 18 | at South Carolina | 1-24-15 |

MOST FIELD-GOAL ATTEMPTS

| FGs. | Opp. | Date |
|------|--------------|----------|
| 77 | ARKANSAS | 1-23-10 |
| 76 | ARKANSAS | 2-27-14 |
| 75 | MARIST | 11-11-11 |
| 73 | at LSU | 1-28-14 |
| 72 | LSU | 3-5-16 |
| 72 | at Auburn | 1-16-16 |
| 71 | BAYLOR | 12-1-12 |
| 71 | at Arkansas | 2-23-11 |
| 71 | at Georgia | 8-11-11 |
| 70 | GRAND CANYON | 11-14-14 |
| 70 | LSU | 1-15-11 |
| 70 | at Florida | 1-12-10 |

FEWEST FIELD-GOAL ATTEMPTS

| FGs. | Opp. | Date |
|------|---------------------|----------|
| 39 | at South Carolina | 1-24-15 |
| 40 | at Robert Morris | 3-19-13 |
| 41 | ALABAMA | 1-31-15 |
| 41 | TENNESSEE | 1-31-12 |
| 42 | FLORIDA | 2-15-14 |
| 42 | vs. Providence | 12-1-13 |
| 42 | vs. LSU | 3-9-12 |
| 42 | vs. Cleveland State | 11-24-09 |
| 43 | at Arkansas | 3-2-13 |
| 43 | at Auburn | 1-16-10 |

MOST FREE THROWS

| FTs. | Opp. | Date |
|------|-------------------|----------|
| 35 | vs. Indiana | 3-23-12 |
| 33 | at South Carolina | 3-1-14 |
| 32 | LOUISVILLE | 12-31-11 |
| 31 | MOREHEAD STATE | 11-21-12 |
| 31 | INDIANA | 12-11-10 |
| 30 | vs. Auburn | 3-14-15 |
| 30 | UNC ASHEVILLE | 11-8-13 |
| 30 | vs. Baylor | 3-25-12 |
| 29 | ILLINOIS STATE | 11-30-15 |
| 29 | at North Carolina | 12-14-13 |

FEWEST FREE THROWS

| FTs. | Opp. | Date |
|------|---------------|----------|
| 4 | vs. UConn | 4-2-11 |
| 4 | VANDERBILT | 1-23-16 |
| 6 | vs. Michigan | 3-30-14 |
| 6 | at Florida | 2-12-13 |
| 6 | at Alabama | 1-22-13 |
| 6 | vs. Princeton | 3-17-11 |
| 7 | at LSU | 2-10-15 |
| 7 | vs. UCLA | 12-20-14 |
| 7 | at Florida | 3-4-12 |

| | | |
|---|-----------------|---------|
| 7 | at Georgia | 1-24-12 |
| 7 | vs. Wake Forest | 3-20-10 |

MOST FREE-THROW ATTEMPTS

| FTs. | Opp. | Date |
|------|-------------------|----------|
| 48 | UNC ASHEVILLE | 11-8-13 |
| 46 | ILLINOIS STATE | 11-30-15 |
| 44 | vs. Baylor | 3-25-12 |
| 44 | INDIANA | 12-11-10 |
| 43 | at North Carolina | 12-14-13 |
| 43 | LOUISVILLE | 12-31-11 |
| 42 | at South Carolina | 3-1-14 |
| 41 | vs. LSU | 3-14-14 |
| 41 | MOREHEAD STATE | 11-21-12 |

FEWEST FREE-THROW ATTEMPTS

| FTs. | Opp. | Date |
|------|-------------------|---------|
| 6 | VANDERBILT | 1-23-16 |
| 10 | vs. Wisconsin | 4-4-15 |
| 11 | at LSU | 2-10-15 |
| 11 | vs. Michigan | 3-30-14 |
| 11 | MISSISSIPPI STATE | 2-27-13 |
| 11 | at Florida | 2-12- |

CALIPARI ERA TEAM SINGLE GAME RECORDS

MOST OFFENSIVE REBOUNDS

| Rebs. | Opp. | Date |
|-------|-------------------|----------|
| 26 | ARKANSAS | 2-27-14 |
| 24 | GRAND CANYON | 11-14-14 |
| 24 | vs. West Virginia | 3-27-10 |
| 22 | NJIT | 11-14-15 |
| 22 | at Auburn | 2-2-14 |
| 22 | ARKANSAS | 1-23-10 |
| 21 | COLUMBIA | 12-10-14 |
| 21 | at South Carolina | 3-1-14 |
| 21 | BAYLOR | 12-1-12 |
| 21 | at Indiana | 12-12-09 |

FEWEST OFFENSIVE REBOUNDS

| Rebs. | Opp. | Date |
|-------|-------------------|---------|
| 3 | at South Carolina | 1-24-14 |
| 5 | GEORGIA | 2-3-15 |
| 5 | ALABAMA | 1-31-15 |
| 5 | MISSISSIPPI STATE | 2-15-11 |
| 5 | GEORGIA | 1-29-11 |

MOST DEFENSIVE REBOUNDS

| Rebs. | Opp. | Date |
|-------|---------------------|----------|
| 39 | ROBERT MORRIS | 11-17-13 |
| 39 | EASTERN MICHIGAN | 1-2-13 |
| 38 | vs. Hampton | 3-19-15 |
| 38 | EASTERN KENTUCKY | 12-7-14 |
| 38 | vs. Cleveland State | 11-24-09 |
| 37 | at Texas A&M | 1-10-15 |
| 37 | LOUISVILLE | 12-31-11 |
| 37 | ARKANSAS | 1-23-10 |
| 36 | at Florida | 3-1-16 |
| 36 | RADFORD | 11-23-11 |
| 36 | MARIST | 11-11-11 |

FEWEST DEFENSIVE REBOUNDS

| Rebs. | Opp. | Date |
|-------|----------------|----------|
| 9 | at Tennessee | 2-16-13 |
| 13 | NORTH CAROLINA | 12-13-14 |
| 15 | vs. Baylor | 12-6-13 |
| 15 | at Alabama | 1-18-11 |
| 16 | vs. Wisconsin | 4-4-15 |
| 16 | ALABAMA | 1-31-15 |
| 16 | TEXAS A&M | 1-12-13 |
| 16 | at Auburn | 1-11-12 |
| 16 | vs. UConn | 11-24-10 |

MOST ASSISTS

| Assts. | Opp. | Date |
|--------|--------------------------|----------|
| 30 | HARTFORD | 12-29-09 |
| 28 | LIU-BROOKLYN | 11-23-12 |
| 28 | vs. UNC Asheville | 11-30-09 |
| 25 | AUBURN | 2-21-15 |
| 25 | vs. UCLA | 12-20-14 |
| 24 | BOSTON | 11-21-14 |
| 24 | MARIST | 11-11-11 |
| 24 | vs. East Tennessee State | 3-18-10 |
| 23 | SAMFORD | 12-4-12 |
| 23 | LAFAYETTE | 11-16-12 |

FEWEST ASSISTS

| Assts. | Opp. | Date |
|--------|----------------|----------|
| 5 | LSU | 2-22-14 |
| 6 | VANDERBILT | 3-1-11 |
| 7 | vs. Wisconsin | 4-4-15 |
| 7 | vs. Florida | 3-13-15 |
| 7 | ARKANSAS | 2-27-14 |
| 7 | at Auburn | 2-12-14 |
| 7 | BOISE STATE | 12-10-13 |
| 7 | vs. Vanderbilt | 3-15-13 |
| 7 | VANDERBILT | 2-20-13 |
| 7 | at Tennessee | 1-14-12 |
| 7 | vs. Washington | 11-23-10 |

MOST TURNOVERS

| TOs. | Opp. | Date |
|------|---------------------|----------|
| 24 | MOREHEAD STATE | 11-13-09 |
| 23 | SAM HOUSTON STATE | 11-19-09 |
| 21 | LOUISVILLE | 12-31-11 |
| 21 | vs. Old Dominion | 11-20-11 |
| 21 | NORTH CAROLINA | 12-5-09 |
| 20 | EASTERN MICHIGAN | 11-27-13 |
| 20 | ALBANY | 11-13-15 |
| 20 | vs. Cleveland State | 11-24-09 |

FEWEST TURNOVERS

| TOs. | Opp. | Date |
|------|-------------------|----------|
| 3 | at Georgia | 3-3-15 |
| 3 | at South Carolina | 2-4-12 |
| 4 | ALABAMA | 2-23-16 |
| 4 | COLUMBIA | 12-10-14 |
| 4 | vs. Wisconsin | 4-5-14 |
| 4 | PORTLAND | 11-26-11 |
| 5 | vs. Georgia | 3-12-16 |
| 5 | at Vanderbilt | 2-27-16 |
| 5 | ALABAMA | 1-31-15 |

MOST BLOCKS

| Blks. | Opp. | Date |
|-------|-----------------|----------|
| 18 | ST. JOHN'S | 12-1-11 |
| 15 | vs. Stony Brook | 3-17-16 |
| 14 | at Georgia | 3-3-10 |
| 13 | vs. UCLA | 12-20-14 |

| | | |
|----|-------------|----------|
| 13 | at Ole Miss | 1-29-13 |
| 13 | ARKANSAS | 1-17-12 |
| 13 | vs. Kansas | 11-15-11 |
| 13 | MARIST | 11-11-11 |

FEWEST BLOCKS

| Blks. | Opp. | Date |
|-------|---------------|----------|
| 1 | vs. Alabama | 3-11-16 |
| 1 | at LSU | 1-5-16 |
| 1 | WRIGHT STATE | 11-20-15 |
| 1 | ALABAMA | 1-31-15 |
| 1 | at Missouri | 1-29-15 |
| 1 | vs. Wisconsin | 4-5-14 |
| 1 | at Florida | 3-8-14 |

MOST STEALS

| Stls. | Opp. | Date |
|-------|-------------------|----------|
| 15 | LAFAYETTE | 11-16-12 |
| 13 | OLE MISS | 1-2-16 |
| 13 | vs. UConn | 12-9-09 |
| 12 | STEPHEN F. AUSTIN | 11-11-16 |
| 12 | BOSTON | 11-24-15 |
| 12 | NORTH CAROLINA | 12-13-14 |
| 12 | PROVIDENCE | 11-30-14 |
| 12 | LIPSCOMB | 12-15-12 |
| 12 | PORTLAND | 11-26-11 |
| 12 | vs. Cornell | 3-25-10 |
| 12 | GEORGIA | 1-9-10 |
| 12 | vs. UNC Asheville | 11-30-09 |

FEWEST STEALS

| Stls. | Opp. | Date |
|-------|--------------------|----------|
| 0 | vs. Baylor | 12-6-13 |
| 1 | vs. Michigan State | 11-12-13 |
| 1 | at Robert Morris | 3-19-13 |
| 1 | vs. West Virginia | 3-19-11 |
| 1 | FLORIDA | 2-26-11 |

MOST PERSONAL FOULS

| Fls. | Opp. | Date |
|------|-------------------|----------|
| 33 | at Kansas | 1-30-16 |
| 31 | at Arkansas | 1-14-14 |
| 31 | at North Carolina | 12-14-13 |
| 29 | at South Carolina | 3-1-14 |
| 28 | VANDERBILT | 1-30-10 |
| 27 | at Florida | 3-1-16 |
| 27 | at UCLA | 12-3-15 |
| 27 | vs. West Virginia | 3-27-10 |

FEWEST PERSONAL FOULS

| Fls. | Opp. | Date |
|------|-------------------|----------|
| 7 | HARTFORD | 12-29-09 |
| 8 | MONTANA STATE | 11-23-14 |
| 8 | LAFAYETTE | 11-16-12 |
| 8 | vs. Florida | 3-10-12 |
| 8 | vs. Princeton | 3-17-11 |
| 8 | WINTHROP | 12-22-10 |
| 8 | DREXEL | 12-21-09 |
| 8 | vs. UNC Asheville | 11-30-09 |

HIGHEST FIELD-GOAL PCT.

| Pct. | Opp. | Date |
|------|-------------------|----------|
| .677 | LIU-BROOKLYN | 11-23-12 |
| .647 | AUBURN | 2-21-15 |
| .645 | LAFAYETTE | 11-16-12 |
| .643 | vs. Providence | 12-1-13 |
| .614 | SOUTH CAROLINA | 2-5-13 |
| .613 | MARIST | 11-11-11 |
| .603 | vs. Wake Forest | 3-20-10 |
| .603 | HARTFORD | 12-29-09 |
| .600 | SAM HOUSTON STATE | 11-19-09 |
| .593 | BOSTON | 11-30-10 |

LOWEST FIELD-GOAL PCT.

| Pct. | Opp. | Date |
|------|-------------------|----------|
| .269 | at South Carolina | 3-1-14 |
| .281 | at Texas A&M | 1-10-15 |
| .296 | BAYLOR | 12-1-12 |
| .298 | LOUISVILLE | 12-31-11 |
| .309 | at Auburn | 2-12-14 |
| .327 | ALABAMA | 3-4-14 |
| .339 | vs. UConn | 4-2-11 |
| .342 | ARKANSAS | 2-27-14 |
| .343 | vs. West Virginia | 3-27-10 |
| .346 | vs. Vanderbilt | 3-15-13 |

HIGHEST FREE-THROW PCT.

| Pct. | Opp. | Date |
|-------|----------------------|----------|
| 1.000 | FLORIDA | 2-7-12 |
| 1.000 | AUSTIN PEAY | 12-19-09 |
| .958 | TENNESSEE | 1-18-14 |
| .955 | at Florida | 2-7-15 |
| .946 | vs. Indiana | 3-23-12 |
| .923 | at Mississippi State | 2-25-15 |
| .900 | vs. Wisconsin | 4-4-15 |
| .900 | at Ole Miss | 2-18-14 |
| .895 | DREXEL | 12-21-09 |
| .889 | at Alabama | 1-17-15 |
| .889 | TENNESSEE | 1-31-12 |

min 10 attempts

LOWEST FREE-THROW PCT.

| Pct. | Opp. | Date |
|------|--------------------|----------|
| .333 | vs. UConn | 4-2-11 |
| .391 | EAST TENNESSEE ST. | 11-12-10 |
| .412 | vs. Wake Forest | 3-20-10 |
| .435 | at Vanderbilt | 2-27-16 |
| .471 | PROVIDENCE | 11-30-14 |
| .478 | at Louisville | 12-29-12 |
| .500 | OLE MISS | 1-2-16 |
| .500 | BOSTON | 11-24-15 |
| .500 | vs. Georgia | 3-15-14 |
| .500 | vs. Vanderbilt | 3-15-13 |
| .500 | vs. Oklahoma | 11-22-10 |

min 10 attempts

HIGHEST 3-POINT PERCENTAGE

| Pct. | Opp. | Date |
|------|--------------|----------|
| .700 | at Florida | 3-1-16 |
| .692 | DREXEL | 12-21-09 |
| .667 | AUSTIN PEAY | 12-19-09 |
| .636 | vs. Michigan | 3-30-14 |
| .625 | BOSTON | 11-30-10 |
| .600 | FLORIDA | 2-6-16 |
| .600 | FLORIDA | 2-7-12 |
| .591 | vs. Alabama | 3-11-16 |
| .583 | vs. Arkansas | 3-15-15 |
| .583 | at Florida | 2-5-11 |

min 10 attempts

LOWEST 3-POINT PERCENTAGE

| Pct. | Opp. | Date |
|------|-------------------|----------|
| .077 | vs. Alabama | 3-12-10 |
| .083 | TEXAS | 12-5-14 |
| .091 | at Tennessee | 2-27-10 |
| .100 | TENNESSEE | 1-31-12 |
| .118 | COLUMBIA | 12-10-14 |
| .125 | vs. LSU | 3-9-12 |
| .125 | vs. West Virginia | 3-27-10 |
| .125 | vs. Cornell | 3-25-10 |
| .143 | GEORGIA | 1-9-10 |
| .143 | LOUISVILLE | 1-2-10 |

min 10 attempts

HIGHEST REBOUND MARGIN

| Mg. | Opp. | Date |
|-----|------------------|----------|
| +31 | NJIT | 11-14-15 |
| +30 | GRAND CANYON | 11-14-14 |
| +28 | NORTHERN KENT. | 11-10-13 |
| +27 | vs. Little Rock | 1-3-12 |
| +26 | LOUISVILLE | 12-31-11 |
| +25 | EASTERN KENTUCKY | 12-9-15 |
| +25 | EASTERN MICHIGAN | 1-2-13 |
| +25 | at Indiana | 12-12-09 |
| +24 | SOUTH CAROLINA | 2-14-15 |
| +23 | ROBERT MORRIS | 11-17-13 |
| +23 | DREXEL | 12-21-09 |

LOWEST REBOUND MARGIN

| Mg. | Opp. | Date |
|-----|-------------------|---------|
| -18 | at Tennessee | 2-16-13 |
| -16 | vs. Baylor | 12-6-13 |
| -16 | vs. Maryland | 11-9-12 |
| -15 | TENNESSEE | 1-18-14 |
| -14 | at LSU | 1-5-16 |
| -12 | vs. Wisconsin | 4-4-15 |
| -12 | GEORGIA | 2-3-15 |
| -12 | at South Carolina | 1-24-14 |
| -12 | vs. Alabama | 3-12-10 |
| -11 | at Kansas | 1-30-16 |
| -11 | TEXAS | 12-5-14 |

VICTORY MARGINS

| Margin (Score) | Opponent | Date |
|----------------|-------------------|----------|
| +58 (86-28) | MONTANA STATE | 11-13-14 |
| +52 (101-49) | LAFAYETTE | 11-16-12 |
| +50 (108-58) | MARIST | 11-11-11 |
| +49 (86-37) | MISSOURI | 1-13-15 |
| +48 (92-44) | UT ARLINGTON | 11-25-14 |
| +48 (88-40) | RADFORD | 11-23-11 |
| +44 (88-44) | DREXEL | 12-21-09 |
| +43 (104-61) | HARTFORD | 12-29-09 |
| +40 (85-45) | GRAND CANYON | 11-14-14 |
| +39 (78-39) | vs. West Virginia | 3-26-15 |
| +39 (83-44) | vs. UCLA | 12-20-14 |

IN RUPP ARENA

| Margin (Score) | Opponent | Date |
|----------------|---------------|----------|
| +58 (86-28) | MONTANA STATE | 11-13-14 |
| +52 (101-49) | LAFAYETTE | 11-16-12 |
| +50 (108-58) | MARIST | 11-11-11 |
| +49 (86-37) | MISSOURI | 1-13-15 |
| +48 (92-44) | UT ARLINGTON | 11-25-14 |
| +48 (88-40) | RADFORD | 11-23-11 |
| +44 (88-44) | DREXEL | 12-21-09 |
| +43 (104-61) | HARTFORD | 12-29-09 |
| +40 (85-45) | GRAND CANYON | 11-14-14 |
| +38 (87-49) | ROBERT MORRIS | 11-17-13 |
| +38 (88-50) | LIPSCOMB | 12-15-12 |
| +38 (82-44) | LSU | 1-15-11 |

IN SEC PLAY

| Margin (Score) | Opponent | Date |
|----------------|-------------------|---------|
| +49 (86-37) | MISSOURI | 1-13-15 |
| +38 (82-44) | LSU | 1-15-11 |
| +35 (110-75) | AUBURN | 2-21-15 |
| +34 (82-48) | GEORGIA | 2-9-16 |
| +34 (88-54) | MISSOURI | 1-27-16 |
| +34 (77-43) | SOUTH CAROLINA | 2-14-15 |
| +34 (86-52) | at South Carolina | 2-4-12 |
| +31 (90-59) | SOUTH CAROLINA | 2-19-11 |
| +31 (101-70) | ARKANSAS | 1-23-10 |
| +30 (43-36) | MISSISSIPPI STATE | 2-27-13 |
| +30 (79-49) | GEORGIA | 3-1-12 |

ON THE ROAD

| Margin (Score) | Opponent | Date |
|----------------|----------------------|----------|
| +34 (86-52) | at South Carolina | 2-4-12 |
| +31 (79-48) | at Portland | 11-19-10 |
| +27 (89-62) | at South Carolina | 2-13-16 |
| +26 (81-55) | at LSU | 2-6-10 |
| +24 (74-50) | at LSU | 1-28-12 |
| +22 (70-48) | at Alabama | 1-17-15 |
| +22 (75-53) | at Auburn | 1-19-13 |
| +18 (74-56) | at Mississippi State | 2-25-15 |
| +18 (66-48) | at Tennessee | 2-17-15 |
| +17 (90-73) | at Indiana | 12-12-09 |

NEUTRAL SITE

| Margin (Score) | Opponent | Date |
|----------------|------------------------|----------|
| +39 (78-39) | vs. West Virginia | 3-26-15 |
| +39 (83-44) | vs. UCLA | 12-20-14 |
| +38 (85-47) | vs. Penn State | 11-19-11 |
| +32 (72-40) | vs. Kansas | 11-18-14 |
| +30 (90-60) | vs. Wake Forest | 3-20-10 |
| +29 (100-71) | vs. East Tennessee St. | 3-18-10 |
| +29 (74-45) | vs. Tennessee | 3-13-10 |
| +28 (85-57) | vs. Stony Brook | 3-17-16 |
| +26 (85-59) | vs. Alabama | 3-11-16 |
| +24 (91-67) | vs. Auburn | 3-14-15 |

ON THE ROAD IN THE SEC

| Margin (Score) | Opponent | Date |
|----------------|----------------------|---------|
| +34 (86-52) | at South Carolina | 2-4-12 |
| +27 (89-62) | at South Carolina | 2-13-16 |
| +26 (81-55) | at LSU | 2-6-10 |
| +24 (74-50) | at LSU | 1-28-12 |
| +22 (70-48) | at Alabama | 1-17-15 |
| +22 (75-53) | at Auburn | 1-19-13 |
| +18 (74-56) | at Mississippi State | 2-25-15 |
| +18 (66-48) | at Tennessee | 2-17- |



De'Aaron FOX

0

Freshman • Guard • 6-3 • Houston
Cypress Lakes • Undergraduate Studies

BIO BLAST

- Leads the SEC in assists per game (7.5) on opening weekend en route to SEC Freshman of the Week honors
- Registered a double-double with 12 points and 12 assists in the opener against SFA
- Fox joined Terrence Jones, Julius Randle, and Isaiah Briscoe as the only other Wildcats to debut with a double-double in the Calipari era
- Twelve assists vs. SFA set the UK record for dimes in an opener, as well as anyone's UK debut (with assist records dating back to the 1971-72 season)
- Preseason All-SEC First Team selection (AP/Coaches)
- Tabbed to the preseason Bob Cousy Award and Naismith Trophy watch lists
- Named a preseason second-team All-American by the Sporting News
- 2016 Texas Gatorade High School Player of the Year
- One of five McDonald's All-Americans on the 2016-17 roster
- Shared MVP honors with fellow Wildcat Malik Monk at the Jordan Brand Classic after posting 23 points on 8-of-16 shooting to go along with five rebounds

SEASON AVERAGES

| | |
|-----------------------|-------|
| Games played | 2 |
| Minutes/game | 31.5 |
| Points/game | 16.5 |
| FG Pct | 40.9 |
| 3FG Pct | 0.0 |
| FT Pct | 100.0 |
| Rebounds/game | 4.0 |
| Assists/game | 7.5 |
| Turnovers/game | 2.5 |
| Assist/turnover ratio | 3.0 |
| Steals/game | 1.5 |
| Blocks/game | |

SEASON HIGHS

| | |
|--------------|--|
| Points | 21 vs. CANISIUS (11/13/16) |
| FG Made | 6 vs. CANISIUS (11/13/16) |
| FG Attempts | 13 vs. CANISIUS (11/13/16) |
| 3FG Made | |
| 3FG Attempts | 3 vs. CANISIUS (11/13/16) |
| FT Made | 9 vs. CANISIUS (11/13/16) |
| FT Attempts | 9 vs. CANISIUS (11/13/16) |
| Rebounds | 4, twice, last vs. CANISIUS (11/13/16) |
| Assists | 12 vs. SFA (11/11/16) |
| Steals | 3 vs. SFA (11/11/16) |
| Blocks | |
| Minutes | 33 vs. CANISIUS (11/13/16) |

CAREER HIGHS

| | |
|--------------|--|
| Points | 21 vs. CANISIUS (11/13/16) |
| FG Made | 6 vs. CANISIUS (11/13/16) |
| FG Attempts | 13 vs. CANISIUS (11/13/16) |
| 3FG Made | |
| 3FG Attempts | 3 vs. CANISIUS (11/13/16) |
| FT Made | 9 vs. CANISIUS (11/13/16) |
| FT Attempts | 9 vs. CANISIUS (11/13/16) |
| Rebounds | 4, twice, last vs. CANISIUS (11/13/16) |
| Assists | 12 vs. SFA (11/11/16) |
| Steals | 3 vs. SFA (11/11/16) |
| Blocks | |
| Minutes | 33 vs. CANISIUS (11/13/16) |

GAME-BY-GAME

| Opponent | Date | qs | min | Total fg-fga | pct | 3-Pointers 3fg-fga | pct | Free throws ft-fa | pct | Rebounds off | def | tot | avg | pf | a | t/o | blk | stl | pts | avg |
|-------------------|----------|----|-----|--------------|------|--------------------|------|-------------------|-------|--------------|-----|-----|-----|-----|----|-----|-----|-----|-----|------|
| STEPHEN F. AUSTIN | 11/11/16 | * | 30 | 3-9 | .333 | 0-2 | .000 | 6-6 | 1.000 | 2 | 2 | 4 | 4.0 | 3 | 12 | 3 | 0 | 3 | 12 | 12.0 |
| CANISIUS | 11/13/16 | * | 33 | 6-13 | .462 | 0-3 | .000 | 9-9 | 1.000 | 1 | 3 | 4 | 4.0 | 1 | 3 | 2 | 0 | 0 | 21 | 16.5 |
| Totals | | | 2 | 63 | 9-22 | .409 | 0-5 | .000 | 15-15 | 1.000 | 3 | 5 | 8 | 4.0 | 4 | 15 | 5 | 0 | 33 | 16.5 |

SUPERLATIVES

| Season Stats | Career Stats |
|----------------|--------------|
| 10+ points | 2 |
| 20+ points | 1 |
| 3+ assists | 2 |
| 3+ steals | 1 |
| 5+ rebounds | - |
| Double-doubles | 1 |
| Dunks | - |

CAREER STATS

| Year | GP-GS | Min-Avg | FG-FGA | Pct | 3FG-FGA | Pct | FT-FTA | Pct | Off-Tot-Avg | PF-FO | Ast | TO | Blk | Stl | Pts | Avg |
|---------|-------|---------|--------|------|---------|------|--------|-------|-------------|-------|-----|----|-----|-----|-----|------|
| 2016-17 | 2-2 | 63-31.5 | 9-22 | .409 | 0-5 | .000 | 15-15 | 1.000 | 3-5-8-4.0 | 4-0 | 15 | 5 | 0 | 3 | 33 | 16.5 |
| TOTAL | 2-2 | 63-31.5 | 9-22 | .409 | 0-5 | .000 | 15-15 | 1.000 | 3-5-8-4.0 | 4-0 | 15 | 5 | 0 | 3 | 33 | 16.5 |



SACHA KILLEYA-JONES

Freshman • Forward • 6-10 • Chapel Hill, N.C.
Virginia Episcopal • Communication

1

BIO BLAST

- Grabbed three rebounds in his UK debut, and another four against Canisius
- Registered 15 points, three rebounds and a steal in 25 minutes of the Blue-White Game. Suffered a laceration above his right eye and missed much of the second half. He did return to the game
- One of five McDonald's All-Americans on the 2016-17 roster
- Posted 13 games with at least 20 points and 10 rebounds as a senior
- Named the Virginia Player of the Year as a senior
- Youngest player on the 2016-17 roster
- Won a state title and two AAU national championships during his prep career
- An accomplished quarterback up until his sophomore season in which he gave up football to focus on basketball

SEASON AVERAGES

| | |
|-----------------------------|------|
| Games played | 2 |
| Minutes/game | 8.0 |
| Points/game | 1.5 |
| FG Pct. | 50.0 |
| 3FG Pct. | |
| FT Pct. | 25.0 |
| Rebounds/game | 3.5 |
| Assists/game | |
| Turnovers/game | 1.0 |
| Assist/turnover ratio | 3.0 |
| Steals/game | |
| Blocks/game | 1.0 |

GAME-BY-GAME

| Opponent | Date | gs | min | Total | | 3-Pointers | | Free throws | | Rebounds | | | | pf | a | t/o | blk | stl | pts | avg |
|-------------------|----------|----|-----|-------|-------|------------|------|-------------|------|----------|-----|-----|-----|----|---|-----|-----|-----|-----|-----|
| | | | | fg | pct | fg | pct | ft | pct | off | def | tot | avg | | | | | | | |
| STEPHEN F. AUSTIN | 11/11/16 | 9 | | 0-1 | .000 | 0-0 | .000 | 0-0 | .000 | 1 | 2 | 3 | 3.0 | 0 | 0 | 2 | 1 | 0 | 0 | 0.0 |
| CANISIUS | 11/13/16 | 7 | | 1-1 | 1.000 | 0-0 | .000 | 1-4 | .250 | 1 | 3 | 4 | 3.5 | 1 | 0 | 0 | 1 | 0 | 3 | 1.5 |
| Totals | | 0 | 16 | 1-2 | .500 | 0-0 | .000 | 1-4 | .250 | 2 | 5 | 7 | 3.5 | 1 | 0 | 2 | 2 | 0 | 3 | 1.5 |

SEASON HIGHS

| | |
|--------------------|--|
| Points..... | 3 vs. CANISIUS (11/13/16) |
| FG Made | 1 vs. CANISIUS (11/13/16) |
| FG Attempts | 1, twice, last vs. CANISIUS (11/13/16) |
| 3FG Made | |
| 3FG Attempts | |
| FT Made | 1 vs. CANISIUS (11/13/16) |
| FT Attempts | 4 vs. CANISIUS (11/13/16) |
| Rebounds | 4 vs. CANISIUS (11/13/16) |
| Assists | |
| Steals | |
| Blocks | 1, twice, last vs. CANISIUS (11/13/16) |
| Minutes | 9 vs. SFA (11/11/16) |

CAREER HIGHS

| | |
|--------------------|--|
| Points..... | 3 vs. CANISIUS (11/13/16) |
| FG Made | 1 vs. CANISIUS (11/13/16) |
| FG Attempts | 1, twice, last vs. CANISIUS (11/13/16) |
| 3FG Made | |
| 3FG Attempts | |
| FT Made | 1 vs. CANISIUS (11/13/16) |
| FT Attempts | 4 vs. CANISIUS (11/13/16) |
| Rebounds | 4 vs. CANISIUS (11/13/16) |
| Assists | |
| Steals | |
| Blocks | 1, twice, last vs. CANISIUS (11/13/16) |
| Minutes | 9 vs. SFA (11/11/16) |

SUPERLATIVES

| Season Stats | | Career Stats | |
|----------------|---|----------------|---|
| 10+ points | - | 10+ points | - |
| 20+ points | - | 20+ points | - |
| 3+ blocks | - | 3+ blocks | - |
| 3+ steals | - | 3+ steals | - |
| 10+ rebounds | - | 10+ rebounds | - |
| Double-doubles | - | Double-doubles | - |
| Dunks | 1 | Dunks | 1 |

CAREER STATS

| Year | GP-GS | Min-Avg | FG-FGA | Pct | 3FG-FGA | Pct | FT-FTA | Pct | Off-Def-Tot-Avg | PF-FO | Ast | TO | Blk | Stl | Pts | Avg |
|---------|-------|---------|--------|------|---------|------|--------|------|-----------------|-------|-----|----|-----|-----|-----|-----|
| 2016-17 | 2-0 | 16-8.0 | 1-2 | .500 | 0-0 | .000 | 1-4 | .250 | 2-5-7-3.5 | 1-0 | 0 | 2 | 2 | 0 | 3 | 1.5 |
| TOTAL | 2-0 | 16-8.0 | 1-2 | .500 | 0-0 | .000 | 1-4 | .250 | 2-5-7-3.5 | 1-0 | 0 | 2 | 2 | 0 | 3 | 1.5 |



BAM ADEBAYO

3

Freshman • Forward • 6-10 • Little Washington, N.C.
High Point Christian Acad. • Undergraduate Studies

BIO BLAST

- Registered his first double-double against Canisius with a game-high 11 rebounds
- Also blocked three shots vs. Canisius
- Scored five points and grabbed a rebound and a steal in 15 foul-plagued minutes vs. SFA
- Preseason All-SEC First Team (AP/Coaches)
- Named to the preseason Kareem Abdul-Jabbar and Naismith Trophy watch lists
- Tabbed a preseason second-team All-American by CBSSports.com and a third-team selection by College Basketball Talk
- North Carolina 2016 Gatorade High School Player of the Year
- One of five Wildcats who earned McDonald's All-America honors on the 2016-17 roster
- Led High Point Christian Academy to a state title appearance
- Averaged 18.9 points and 13.0 rebounds as a senior
- An honor-roll student in high school
- Earned his nickname, "Bam," when he flipped a coffee table as a toddler while his mother was watching "The Flintstones"

SEASON AVERAGES

| | |
|-----------------------|------|
| Games played | 2 |
| Minutes/game | 21.0 |
| Points/game | 9.5 |
| FG Pct | 40.0 |
| 3FG Pct | |
| FT Pct | 55.0 |
| Rebounds/game | 6.0 |
| Assists/game | 1.5 |
| Turnovers/game | 0.5 |
| Assist/turnover ratio | 3.0 |
| Steals/game | 0.5 |
| Blocks/game | 1.5 |

SEASON HIGHS

| | |
|--------------|----------------------------|
| Points | 14 vs. CANISIUS (11/13/16) |
| FG Made | 3 vs. CANISIUS (11/13/16) |
| FG Attempts | 9 vs. CANISIUS (11/13/16) |
| 3FG Made | |
| 3FG Attempts | |
| FT Made | 8 vs. CANISIUS (11/13/16) |
| FT Attempts | 13 vs. CANISIUS (11/13/16) |
| Rebounds | 11 vs. CANISIUS (11/13/16) |
| Assists | 2 vs. CANISIUS (11/13/16) |
| Steals | 1 vs. SFA (11/11/16) |
| Blocks | 3 vs. CANISIUS (11/13/16) |
| Minutes | 27 vs. CANISIUS (11/13/16) |

CAREER HIGHS

| | |
|--------------|----------------------------|
| Points | 14 vs. CANISIUS (11/13/16) |
| FG Made | 3 vs. CANISIUS (11/13/16) |
| FG Attempts | 9 vs. CANISIUS (11/13/16) |
| 3FG Made | |
| 3FG Attempts | |
| FT Made | 8 vs. CANISIUS (11/13/16) |
| FT Attempts | 13 vs. CANISIUS (11/13/16) |
| Rebounds | 11 vs. CANISIUS (11/13/16) |
| Assists | 2 vs. CANISIUS (11/13/16) |
| Steals | 1 vs. SFA (11/11/16) |
| Blocks | 3 vs. CANISIUS (11/13/16) |
| Minutes | 27 vs. CANISIUS (11/13/16) |

GAME-BY-GAME

| Opponent | Date | gs | min | Total fg-fga | pct | 3fg-fga | pct | Free throws ft-fga | pct | Rebounds off | def | tot | avg | pf | a | t/o | blk | stl | pts | avg |
|-------------------|----------|----|-----|--------------|-------|---------|------|--------------------|------|--------------|-----|-----|-----|----|---|-----|-----|-----|-----|-----|
| STEPHEN F. AUSTIN | 11/11/16 | * | 15 | 1-1 | 1.000 | 0-0 | .000 | 3-7 | .429 | 1 | 0 | 1 | 1.0 | 4 | 1 | 1 | 0 | 1 | 5 | 5.0 |
| CANISIUS | 11/13/16 | * | 27 | 3-9 | .333 | 0-0 | .000 | 8-13 | .615 | 6 | 5 | 11 | 6.0 | 2 | 2 | 0 | 3 | 0 | 14 | 9.5 |
| Totals | | 2 | 42 | 4-10 | .400 | 0-0 | .000 | 11-20 | .550 | 7 | 5 | 12 | 6.0 | 6 | 3 | 1 | 3 | 1 | 19 | 9.5 |

SUPERLATIVES

| Season Stats | Career Stats |
|----------------|--------------|
| 10+ points | 1 |
| 20+ points | - |
| 3+ blocks | 1 |
| 3+ steals | - |
| 10+ rebounds | 1 |
| Double-doubles | 1 |
| Dunks | 3 |

CAREER STATS

| Year | GP-GS | Min-Avg | FG-FGA | Pct | 3FG-FGA | Pct | FT-FTA | Pct | Off-Def-Tot-Avg | PF-FO | Ast | TO | Blk | Stl | Pts | Avg |
|---------|-------|---------|--------|------|---------|------|--------|------|-----------------|-------|-----|----|-----|-----|-----|-----|
| 2016-17 | 2-2 | 42-21.0 | 4-10 | .400 | 0-0 | .000 | 11-20 | .550 | 7-5-12-6.0 | 6-0 | 3 | 1 | 3 | 1 | 19 | 9.5 |
| TOTAL | 2-2 | 42-21.0 | 4-10 | .400 | 0-0 | .000 | 11-20 | .550 | 7-5-12-6.0 | 6-0 | 3 | 1 | 3 | 1 | 19 | 9.5 |

MALIK MONK

5

Freshman • Guard • 6-3 • Lepanto, Ark.
Bentonville • Undergraduate Studies

SEASON AVERAGES

| | |
|-----------------------|-------|
| Games played | 2 |
| Minutes/game | 26.0 |
| Points/game | 13.0 |
| FG Pct | 36.0 |
| 3FG Pct | 25.0 |
| FT Pct | 100.0 |
| Rebounds/game | 2.0 |
| Assists/game | 1.5 |
| Turnovers/game | 2.0 |
| Assist/turnover ratio | 0.8 |
| Steals/game | 1.0 |
| Blocks/game | 1.0 |

SEASON HIGHS

| | |
|--------------|--|
| Points | 16 vs. CANISIUS (11/13/16) |
| FG Made | 5 vs. CANISIUS (11/13/16) |
| FG Attempts | 14 vs. SFA (11/11/16) |
| 3FG Made | 2 vs. CANISIUS (11/13/16) |
| 3FG Attempts | 6, twice, last vs. CANISIUS (11/13/16) |
| FT Made | 4 vs. CANISIUS (11/13/16) |
| FT Attempts | 4 vs. CANISIUS (11/13/16) |
| Rebounds | 4 vs. CANISIUS (11/13/16) |
| Assists | 2 vs. CANISIUS (11/13/16) |
| Steals | 1, twice, last vs. CANISIUS (11/13/16) |
| Blocks | 1, twice, last vs. CANISIUS (11/13/16) |
| Minutes | 32 vs. CANISIUS (11/13/16) |

CAREER HIGHS

| | |
|--------------|--|
| Points | 16 vs. CANISIUS (11/13/16) |
| FG Made | 5 vs. CANISIUS (11/13/16) |
| FG Attempts | 14 vs. SFA (11/11/16) |
| 3FG Made | 2 vs. CANISIUS (11/13/16) |
| 3FG Attempts | 6, twice, last vs. CANISIUS (11/13/16) |
| FT Made | 4 vs. CANISIUS (11/13/16) |
| FT Attempts | 4 vs. CANISIUS (11/13/16) |
| Rebounds | 4 vs. CANISIUS (11/13/16) |
| Assists | 2 vs. CANISIUS (11/13/16) |
| Steals | 1, twice, last vs. CANISIUS (11/13/16) |
| Blocks | 1, twice, last vs. CANISIUS (11/13/16) |
| Minutes | 32 vs. CANISIUS (11/13/16) |

BIO BLAST

- Scored in double figures in both games this year
- Had 26 points, five rebounds, four assists and three steals in the Blue-White Game
- Preseason All-SEC Second Team (AP/Coaches)
- Tabbed to the preseason Jerry West Award and Naismith Trophy watch lists
- Named a preseason third-team All-American by CBSSports.com
- 2016 Arkansas Gatorade High School Player of the Year
- One of five McDonald's All-Americans on the 2016-17 roster
- Shared MVP honors with fellow Wildcat, De'Aaron Fox at the Jordan Brand Classic after posting 22 points, five rebounds, three assists and three steals
- Averaged 28.6 points, 7.5 rebounds and 4.4 assists as a senior
- Chose his number because "on the fifth day of the Creation, God made the animals," and he loves learning about animals

GAME-BY-GAME

| Opponent | Date | gs | min | Total | | 3-Pointers | | Free throws | | Rebounds | | | | pf | a | t/o | blk | stl | pts | avg |
|-------------------|----------|----|-----|-------|------|------------|------|-------------|-------|----------|-----|-----|-----|-----|---|-----|-----|-----|-----|------|
| | | | | fg | fga | fga | pct | ft | fta | off | def | tot | avg | | | | | | | |
| STEPHEN F. AUSTIN | 11/11/16 | * | 20 | 4 | 14 | 286 | 1-6 | 1-1 | 1.000 | 0 | 0 | 0 | 0.0 | 3 | 1 | 1 | 1 | 1 | 10 | 10.0 |
| CANISIUS | 11/13/16 | * | 32 | 5 | 11 | 455 | 2-6 | 3-3 | 1.000 | 1 | 3 | 4 | 2.0 | 2 | 2 | 3 | 1 | 1 | 16 | 13.0 |
| Totals | | | 2 | 52 | 9-25 | .360 | 3-12 | 250 | 5-5 | 1.000 | 1 | 3 | 4 | 2.0 | 5 | 3 | 4 | 2 | 26 | 13.0 |

SUPERLATIVES

| Season Stats | | Career Stats | |
|----------------|---|----------------|---|
| 10+ points | 2 | 10+ points | 2 |
| 20+ points | - | 20+ points | - |
| 3+ assists | - | 3+ assists | - |
| 3+ steals | - | 3+ steals | - |
| 10+ rebounds | - | 10+ rebounds | - |
| Double-doubles | - | Double-doubles | - |
| Dunks | 3 | Dunks | 3 |

CAREER STATS

| Year | GP-GS | Min-Avg | FG-FGA | Pct | 3FG-FGA | Pct | FT-FTA | Pct | Off-Def-Tot-Avg | PF-FO | Ast | TO | Blk | Stl | Pts | Avg |
|---------|-------|---------|--------|------|---------|------|--------|-------|-----------------|-------|-----|----|-----|-----|-----|------|
| 2016-17 | 2-2 | 52-26.0 | 9-25 | .360 | 3-12 | .250 | 5-5 | 1.000 | 1-3-4-2.0 | 5-0 | 3 | 4 | 2 | 2 | 26 | 13.0 |
| TOTAL | 2-2 | 52-26.0 | 9-25 | .360 | 3-12 | .250 | 5-5 | 1.000 | 1-3-4-2.0 | 5-0 | 3 | 4 | 2 | 2 | 26 | 13.0 |



JONNY DAVID

Sophomore • Guard • 6-2 • Pittsburgh
Mt. Lebanon • Kinesiology

10

BIO BLAST

- Made his 2016 debut in the final two minutes of the Canisius game
- Appeared in 11 games during his freshman campaign
- SEC Academic Honor Roll member as a freshman
- 1,000-point scorer in high school
- His father was a letterwinner at the University of Pittsburgh while head coach John Calipari was an assistant coach

SEASON AVERAGES

| | |
|-----------------------------|-----|
| Games played | 1 |
| Minutes/game | 2.0 |
| Points/game | |
| FG Pct. | |
| 3FG Pct. | |
| FT Pct. | 0.0 |
| Rebounds/game | |
| Assists/game | |
| Turnovers/game | |
| Assist/turnover ratio | |
| Steals/game | |
| Blocks/game | |

SEASON HIGHS

| | |
|--------------------|---------------------------|
| Points..... | |
| FG Made | |
| FG Attempts | |
| 3FG Made | |
| 3FG Attempts | |
| FT Made..... | |
| FT Attempts..... | 2 vs. CANISIUS (11/13/16) |
| Rebounds | |
| Assists..... | |
| Steals | |
| Blocks | |
| Minutes | 2 vs. CANISIUS (11/13/16) |

CAREER HIGHS

| | |
|--------------------|---|
| Points..... | 2 vs. South Florida (11/27/15) |
| FG Made | - |
| FG Attempts | 1 twice, last vs. MISSOURI (1/27/16) |
| 3FG Made | - |
| 3FG Attempts | 1 twice, last vs. MISSOURI (1/27/16) |
| FT Made..... | 2 vs. South Florida (11/27/15) |
| FT Attempts..... | 2, twice, last vs. CANISIUS (11/13/16) |
| Rebounds | - |
| Assists..... | - |
| Steals | - |
| Blocks | - |
| Minutes | 2 three times, last vs. CANISIUS (11/13/16) |

GAME-BY-GAME

| Opponent | Date | gs | min | Total fg-fga | pct | 3-Pointers 3fg-fga | pct | Free throws ft-fa | pct | Rebounds off def tot | avg | pf | a | t/o | blk | stl | pts | avg |
|-------------------|----------|-----|-----|-----------------|------|-----------------------|------|----------------------|------|-------------------------|-----|----|-----|-----|-----|-----|-----|-----|
| STEPHEN F. AUSTIN | 11/11/16 | dnp | | | | | | | | | | | | | | | | |
| CANISIUS | 11/13/16 | 2 | | 0-0 | .000 | 0-0 | .000 | 0-2 | .000 | 0 | 0 | 0 | 0.0 | 0 | 0 | 0 | 0 | 0.0 |
| Totals | | 0 | 2 | 0-0 | .000 | 0-0 | .000 | 0-2 | .000 | 0 | 0 | 0 | 0.0 | 0 | 0 | 0 | 0 | 0.0 |

SUPERLATIVES

| Season Stats | Career Stats |
|----------------|--------------|
| 10+ points | - |
| 20+ points | - |
| 3+ assists | - |
| 3+ steals | - |
| 10+ rebounds | - |
| Double-doubles | - |
| Dunks | - |

CAREER STATS

| Year | GP-GS | Min-Avg | FG-FGA | Pct | 3FG-FGA | Pct | FT-FTA | Pct | Off-Def-Tot-Avg | PF-FO | Ast | TO | Blk | Stl | Pts | Avg |
|---------|-------|---------|--------|------|---------|------|--------|-------|-----------------|-------|-----|----|-----|-----|-----|-----|
| 2015-16 | 11-0 | 11-1.0 | 0-2 | .00 | 0-2 | .000 | 2-2 | 1.000 | 0-0-0-0.0 | 1-0 | 0 | 1 | 0 | 0 | 2 | 0.2 |
| 2016-17 | 1-0 | 2-2.0 | 0-0 | .000 | 0-0 | .000 | 0-2 | .000 | 0-0-0-0.0 | 0-0 | 0 | 0 | 0 | 0 | 0 | 0.0 |
| TOTAL | 12-0 | 13-1.1 | 0-2 | .000 | 0-2 | .000 | 2-4 | .500 | 0-0-0-0.0 | 1-0 | 0 | 1 | 0 | 0 | 2 | 0.2 |



MYCHAL MULDER

Senior • Guard • 6-4 • Windsor, Ontario
Vincennes University • Communication

11

BIO BLAST

- Has made 3 of 5 3-pointers for a team-best 60 percent in two games this season
- Was 2 of 3 from 3-point range, scoring a career-high eight points in six minutes vs. SFA
- After the SFA game, Calipari said, "He's got to do better defensively so I can leave him on the floor"
- Logged 18 points and eight rebounds, including making 4 of 5 shots from long range in the Blue-White Game
- Appeared in 24 games in his first season with Kentucky after transferring from Vincennes University
- Had five points and a team-high eight rebounds at LSU
- Junior College All-American who averaged 15.7 points and 6.4 rebounds while connecting on 46.3 percent of his field goals from 3-point range at Vincennes
- Well-rounded athlete who also competed in football and track and field in high school
- One of four players on the 2016-17 roster who were born outside of the United States

SEASON AVERAGES

| | |
|-----------------------|------|
| Games played | 2 |
| Minutes/game | 5.0 |
| Points/game | 5.5 |
| FG Pct. | 66.7 |
| 3FG Pct. | 60.0 |
| FT Pct. | |
| Rebounds/game | |
| Assists/game | |
| Turnovers/game | |
| Assist/turnover ratio | |
| Steals/game | 0.5 |
| Blocks/game | |

SEASON HIGHS

| | |
|--------------|---------------------------|
| Points | 8 vs. SFA (11/13/16) |
| FG Made | 3 vs. SFA (11/13/16) |
| FG Attempts | 4 vs. SFA (11/13/16) |
| 3FG Made | 2 vs. SFA (11/13/16) |
| 3FG Attempts | 3 vs. SFA (11/13/16) |
| FT Made | |
| FT Attempts | |
| Rebounds | |
| Assists | |
| Steals | 1 vs. CANISIUS (11/13/16) |
| Blocks | |
| Minutes | 6 vs. SFA (11/11/16) |

CAREER HIGHS

| | |
|--------------|--|
| Points | 8 vs. SFA (11/11/16) |
| FG Made | 3 vs. SFA (11/11/16) |
| FG Attempts | 5 vs. MISSISSIPPI ST. (1/12/16) |
| 3FG Made | 2 vs. SFA (11/11/16) |
| 3FG Attempts | 3, twice, last vs. SFA (11/11/16) |
| FT Made | 2 at LSU (1/5/16) |
| FT Attempts | 2 at LSU (1/5/16) |
| Rebounds | 8 at LSU (1/5/16) |
| Assists | 2 vs. MISSISSIPPI ST. (1/12/16) |
| Steals | 1, twice, last vs. CANISIUS (11/13/16) |
| Blocks | |
| Minutes | 14 at LSU (1/5/16) |

GAME-BY-GAME

| Opponent | Date | gs | min | Total | | 3-Pointers | | Free throws | | Rebounds | | | | pf | a | t/o | blk | stl | pts | avg |
|-------------------|----------|----|-----|--------|------|------------|------|-------------|------|----------|-----|-----|-----|----|---|-----|-----|-----|-----|-----|
| | | | | fg-fga | pct | 3fg-fga | pct | ft-fga | pct | off | def | tot | avg | | | | | | | |
| STEPHEN F. AUSTIN | 11/11/16 | 6 | | 3-4 | .750 | 2-3 | .667 | 0-0 | .000 | 0 | 0 | 0 | 0.0 | 1 | 0 | 0 | 0 | 0 | 8 | 8.0 |
| CANISIUS | 11/13/16 | 4 | | 1-2 | .500 | 1-2 | .500 | 0-0 | .000 | 0 | 0 | 0 | 0.0 | 1 | 0 | 0 | 0 | 1 | 3 | 5.5 |
| Totals | | 0 | 10 | 4-6 | .667 | 3-5 | .600 | 0-0 | .000 | 0 | 0 | 0 | 0.0 | 2 | 0 | 0 | 0 | 1 | 11 | 5.5 |

SUPERLATIVES

| Season Stats | | | | | Career Stats | | | | |
|----------------|---|--|--|--|----------------|---|--|--|--|
| 10+ points | - | | | | 10+ points | - | | | |
| 20+ points | - | | | | 20+ points | - | | | |
| 3+ assists | - | | | | 3+ assists | - | | | |
| 3+ steals | - | | | | 3+ steals | - | | | |
| 10+ rebounds | - | | | | 10+ rebounds | - | | | |
| Double-doubles | - | | | | Double-doubles | - | | | |
| Dunks | - | | | | Dunks | - | | | |

CAREER STATS

| Year | GP-GS | Min-Avg | FG-FGA | Pct | 3FG-FGA | Pct | FT-FTA | Pct | Off-Def-Tot-Avg | PF-FO | Ast | TO | Blk | Stl | Pts | Avg |
|---------|-------|---------|--------|------|---------|------|--------|-------|-----------------|-------|-----|----|-----|-----|-----|-----|
| 2015-16 | 24-0 | 90-3.8 | 4-20 | .200 | 2-12 | .167 | 2-2 | 1.000 | 9-18-27-1.1 | 6-0 | 8 | 2 | 0 | 1 | 12 | 0.5 |
| 2016-17 | 2-0 | 10-5.0 | 4-6 | .667 | 3-5 | .600 | 0-0 | .000 | 0-0-0-0.0 | 2-0 | 0 | 0 | 0 | 1 | 11 | 5.5 |
| TOTAL | 26-0 | 100-3.8 | 8-26 | .308 | 5-17 | .294 | 2-2 | 1.000 | 9-18-27-1.0 | 8-0 | 8 | 2 | 0 | 2 | 23 | 0.9 |



ISAIAH BRISCOE

13

Sophomore • Guard • 6-3 • Newark, N.J.
Roselle Catholic • Undergraduate Studies

BIO BLAST

- Led UK in points in each of the first two games
- Has been extremely efficient from the field so far, hitting 15 of 24 shots
- Has made a team-high 26 straight starts dating to last season
- Preseason All-SEC Second Team (AP/Coaches)
- Kentucky's leading returning player in points, rebounds and assists
- Led all UK guards a season ago with an average of 5.3 rebounds per game
- Scored in double figures in 19 games while averaging 9.6 points and 3.1 assists per game
- Dished out three or more assists in 15 of the final 23 games
- Averaged 32.2 minutes per game, ninth most in the SEC
- One-time SEC weekly award winner
- Registered two double-doubles in his career
- One of five McDonald's All-Americans on the 2016-17 roster
- Utilized the new NCAA rule allowing players to workout for NBA teams before deciding on whether to declare for the draft or remain in school

SEASON AVERAGES

| | |
|-----------------------|------|
| Games played | 2 |
| Minutes/game | 31.5 |
| Points/game | 19.0 |
| FG Pct | 62.5 |
| 3FG Pct | 33.3 |
| FT Pct | 63.6 |
| Rebounds/game | 3.0 |
| Assists/game | 1.5 |
| Turnovers/game | 2.5 |
| Assist/turnover ratio | 0.6 |
| Steals/game | 0.5 |
| Blocks/game | 0.5 |

SEASON HIGHS

| | |
|--------------|----------------------------|
| Points | 21 vs. CANISIUS (11/13/16) |
| FG Made | 9 vs. CANISIUS (11/13/16) |
| FG Attempts | 13 vs. CANISIUS (11/13/16) |
| 3FG Made | 1 vs. SFA (11/11/16) |
| 3FG Attempts | 3 vs. SFA (11/11/16) |
| FT Made | 4 vs. SFA (11/11/16) |
| FT Attempts | 7 vs. SFA (11/11/16) |
| Rebounds | 5 vs. CANISIUS (11/13/16) |
| Assists | 2 vs. CANISIUS (11/13/16) |
| Steals | 1 vs. SFA (11/11/16) |
| Blocks | 1 vs. CANISIUS (11/13/16) |
| Minutes | 32 vs. CANISIUS (11/13/16) |

CAREER HIGHS

| | |
|--------------|--|
| Points | 21 vs. CANISIUS (11/13/16) |
| FG Made | 9 vs. CANISIUS (11/13/16) |
| FG Attempts | 14 vs. LSU (3/5/16) |
| 3FG Made | 1, six times, last vs. SFA (11/11/16) |
| 3FG Attempts | 4 vs. NJIT (11/14/15) |
| FT Made | 6 at Kansas (1/30/16) |
| FT Attempts | 12 at Kansas (1/30/16) |
| Rebounds | 12 vs. NJIT (11/14/15) |
| Assists | 7, twice, last vs. Ohio St. (12/19/15) |
| Steals | 4 vs. OLE MISS (1/2/16) |
| Blocks | 1, six times, last vs. CANISIUS (11/13/16) |
| Minutes | 41, twice, last vs. Texas A&M (3/13/16) |

GAME-BY-GAME

| Opponent | Date | qs | min | Total fg-fga | pct | 3fg-fga | pct | Free throws ft-fa | pct | Rebounds off | def | tot | avg | pf | a | t/o | blk | stl | pts | avg |
|-------------------|----------|----|-----|--------------|-------|---------|------|-------------------|------|--------------|-----|-----|-----|-----|---|-----|-----|-----|-----|------|
| STEPHEN F. AUSTIN | 11/11/16 | * | 31 | 6-11 | .545 | 1-3 | .333 | 4-7 | .571 | 0 | 1 | 1 | 1.0 | 2 | 1 | 4 | 0 | 1 | 17 | 17.0 |
| CANISIUS | 11/13/16 | * | 32 | 9-13 | .692 | 0-0 | .000 | 3-4 | .750 | 0 | 5 | 5 | 3.0 | 3 | 2 | 1 | 1 | 0 | 21 | 19.0 |
| Totals | | | 2 | 63 | 15-24 | .625 | 1-3 | .333 | 7-11 | .636 | 0 | 6 | 6 | 3.0 | 5 | 3 | 5 | 1 | 38 | 19.0 |

SUPERLATIVES

| Season Stats | Career Stats |
|----------------|--------------|
| 10+ points | 2 |
| 20+ points | 1 |
| 3+ assists | - |
| 3+ steals | - |
| 10+ rebounds | - |
| Double-doubles | - |
| Dunks | - |
| 10+ points | 21 |
| 20+ points | 2 |
| 3+ assists | 20 |
| 3+ steals | 2 |
| 10+ rebounds | 3 |
| Double-doubles | 2 |
| Dunks | 1 |

CAREER STATS

| Year | GP-GS | Min-Avg | FG-FGA | Pct | 3FG-FGA | Pct | FT-FTA | Pct | Off-Def-Tot-Avg | PF-FO | Ast | TO | Blk | Stl | Pts | Avg |
|---------|-------|-----------|---------|------|---------|------|--------|------|-----------------|-------|-----|----|-----|-----|-----|------|
| 2015-16 | 34-33 | 1094-32.2 | 132-301 | .439 | 5-37 | .135 | 57-124 | .460 | 49-132-181-5.3 | 96-2 | 107 | 66 | 5 | 35 | 326 | 9.6 |
| 2016-17 | 2-2 | 63-31.5 | 15-24 | .625 | 1-3 | .333 | 7-11 | .636 | 0-6-6-3.0 | 5-0 | 3 | 5 | 1 | 1 | 38 | 19.0 |
| TOTAL | 36-35 | 1157-32.1 | 147-325 | .452 | 6-40 | .150 | 64-135 | .474 | 49-138-187-5.2 | 101-2 | 110 | 71 | 6 | 36 | 364 | 10.1 |



TAI WYNYARD

14

RS Freshman • Forward • 6-10 • Auckland, New Zealand
Rangitoto College • Undergraduate Studies

BIO BLAST

- Made his UK debut against SFA
- Suffered a facial fracture to his left cheek in a preseason practice and missed part of preseason
- Redshirted after enrolling midyear during the 2015-16 season
- Played for the New Zealand National Team in the 3-on-3 World Championships for a second straight year this summer
- Was the most valuable player in the 3-on-3 tournament a season ago
- Was the youngest player to ever make the New Zealand National Team roster
- His father is a world-champion lumberjack who owns more than 150 individual world titles. Tai like his father, also enjoys competing in lumberjack competitions

SEASON AVERAGES

| | |
|-----------------------------|-----|
| Games played | 2 |
| Minutes/game | 2.5 |
| Points/game | |
| FG Pct. | |
| 3FG Pct. | |
| FT Pct. | |
| Rebounds/game | 0.5 |
| Assists/game | |
| Turnovers/game | 0.5 |
| Assist/turnover ratio | |
| Steals/game | |
| Blocks/game | |

GAME-BY-GAME

| Opponent | Date | gs | min | Total | | 3-Pointers | | Free throws | | Rebounds | | | | pf | a | t/o | blk | stl | pts | avg |
|-------------------|----------|----|-----|-------|------|------------|------|-------------|------|----------|-----|-----|-----|----|---|-----|-----|-----|-----|-----|
| | | | | fg | pct | fg | pct | ft | pct | off | def | tot | avg | | | | | | | |
| STEPHEN F. AUSTIN | 11/11/16 | 2 | | 0-0 | .000 | 0-0 | .000 | 0-0 | .000 | 0 | 0 | 0 | 0.0 | 1 | 0 | 0 | 0 | 0 | 0 | 0.0 |
| CANISIUS | 11/13/16 | 3 | | 0-0 | .000 | 0-0 | .000 | 0-0 | .000 | 0 | 1 | 1 | 0.5 | 0 | 0 | 1 | 0 | 0 | 0 | 0.0 |
| Totals | | 0 | 5 | 0-0 | .000 | 0-0 | .000 | 0-0 | .000 | 0 | 1 | 1 | 0.5 | 1 | 0 | 1 | 0 | 0 | 0 | 0.0 |

SEASON HIGHS

| | |
|--------------------|---------------------------|
| Points | |
| FG Made | |
| FG Attempts | |
| 3FG Made | |
| 3FG Attempts | |
| FT Made | |
| FT Attempts | |
| Rebounds | 1 vs. CANISIUS (11/13/16) |
| Assists | |
| Steals | |
| Blocks | |
| Minutes | 3 vs. CANISIUS (11/13/16) |

CAREER HIGHS

| | |
|--------------------|---------------------------|
| Points | |
| FG Made | |
| FG Attempts | |
| 3FG Made | |
| 3FG Attempts | |
| FT Made | |
| FT Attempts | |
| Rebounds | 1 vs. CANISIUS (11/13/16) |
| Assists | |
| Steals | |
| Blocks | |
| Minutes | 3 vs. CANISIUS (11/13/16) |

SUPERLATIVES

| Season Stats | | Career Stats | |
|----------------|---|----------------|---|
| 10+ points | - | 10+ points | - |
| 20+ points | - | 20+ points | - |
| 3+ blocks | - | 3+ blocks | - |
| 3+ steals | - | 3+ steals | - |
| 10+ rebounds | - | 10+ rebounds | - |
| Double-doubles | - | Double-doubles | - |
| Dunks | - | Dunks | - |

CAREER STATS

| Year | GP-GS | Min-Avg | FG-FGA | Pct | 3FG-FGA | Pct | FT-FTA | Pct | Off-Def-Tot-Avg | PF-FO | Ast | TO | Blk | Stl | Pts | Avg |
|---------|-------|---------|--------|------|---------|------|--------|------|-----------------|-------|-----|----|-----|-----|-----|-----|
| 2016-17 | 2-0 | 5-2.5 | 0-0 | .000 | 0-0 | .000 | 0-0 | .000 | 0-1-1-0.5 | 1-0 | 0 | 1 | 0 | 0 | 0 | 0.0 |
| TOTAL | 2-0 | 5-2.5 | 0-0 | .000 | 0-0 | .000 | 0-0 | .000 | 0-1-1-0.5 | 1-0 | 0 | 1 | 0 | 0 | 0 | 0.0 |



ISAAC HUMPHRIES

Sophomore • Forward • 7-0 • Sydney, Australia
La Lumiere School • Communication

15

BIO BLAST

- Had nine points and a team-high eight rebounds against SFA
- Added a team-high and career-best three steals, and led UK with three blocks vs. SFA
- Appeared in 22 games as a freshman and made one start
- Had a breakout game at Texas A&M with six points and a career-best 12 points
- Spent the offseason completely transforming his body and is down almost 15 pounds from when he reported as a freshman
- SEC Academic Honor roll member
- Attended a performing arts school while growing up in Australia

SEASON AVERAGES

| | |
|-----------------------|------|
| Games played | 2 |
| Minutes/game | 13.0 |
| Points/game | 7.5 |
| FG Pct | .583 |
| 3FG Pct | |
| FT Pct | .500 |
| Rebounds/game | 6.0 |
| Assists/game | 0.5 |
| Turnovers/game | 1.0 |
| Assist/turnover ratio | 0.5 |
| Steals/game | 1.5 |
| Blocks/game | 1.5 |

GAME-BY-GAME

| Opponent | Date | gs | min | Total | | 3-Pointers | | Free throws | | Rebounds | | | | pf | a | t/o | blk | stl | pts | avg |
|-------------------|----------|----|-----|-------|------|------------|------|-------------|------|----------|-----|-----|-----|----|---|-----|-----|-----|-----|-----|
| | | | | fg | pct | fg | pct | ft | pct | off | def | tot | avg | | | | | | | |
| STEPHEN F. AUSTIN | 11/11/16 | 19 | | 4-8 | .500 | 0-0 | .000 | 1-2 | .500 | 4 | 4 | 8 | 8.0 | 0 | 1 | 1 | 3 | 3 | 9 | 9.0 |
| CANISIUS | 11/13/16 | 7 | | 3-4 | .750 | 0-0 | .000 | 0-0 | .000 | 3 | 1 | 4 | 6.0 | 3 | 0 | 1 | 0 | 0 | 6 | 7.5 |
| Totals | | 0 | 26 | 7-12 | .583 | 0-0 | .000 | 1-2 | .500 | 7 | 5 | 12 | 6.0 | 3 | 1 | 2 | 3 | 3 | 15 | 7.5 |

SEASON HIGHS

| | |
|--------------|-----------------------|
| Points | 9 vs. SFA (11/11/16) |
| FG Made | 4 vs. SFA (11/11/16) |
| FG Attempts | 8 vs. SFA (11/11/16) |
| 3FG Made | |
| 3FG Attempts | |
| FT Made | 1 vs. SFA (11/11/16) |
| FT Attempts | 2 vs. SFA (11/11/16) |
| Rebounds | 8 vs. SFA (11/11/16) |
| Assists | 1 vs. SFA (11/11/16) |
| Steals | 3 vs. SFA (11/11/16) |
| Blocks | 3 vs. SFA (11/11/16) |
| Minutes | 19 vs. SFA (11/11/16) |

CAREER HIGHS

| | |
|--------------|---|
| Points | 9 vs. SFA (11/11/16) |
| FG Made | 4 vs. SFA (11/11/16) |
| FG Attempts | 8 vs. SFA (11/11/16) |
| 3FG Made | |
| 3FG Attempts | |
| FT Made | 4 vs. ALBANY (11/13/15) |
| FT Attempts | 4, twice, last at UCLA (12/3/15) |
| Rebounds | 12 at Texas A&M (2/20/16) |
| Assists | 1, three times, last vs. SFA (11/11/16) |
| Steals | 3 vs. SFA (11/11/16) |
| Blocks | 4 vs. GEORGIA (2/9/16) |
| Minutes | 27 at UCLA (12/3/15) |

SUPERLATIVES

| Season Stats | | Career Stats | |
|----------------|---|----------------|---|
| 10+ points | - | 10+ points | - |
| 20+ points | - | 20+ points | - |
| 3+ blocks | 1 | 3+ blocks | 2 |
| 3+ steals | 1 | 3+ steals | 1 |
| 10+ rebounds | - | 10+ rebounds | 1 |
| Double-doubles | - | Double-doubles | - |
| Dunks | 2 | Dunks | 2 |

CAREER STATS

| Year | GP-GS | Min-Avg | FG-FGA | Pct | 3FG-FGA | Pct | FT-FTA | Pct | Off-Def-Tot-Avg | PF-FO | Ast | TO | Blk | Stl | Pts | Avg |
|---------|-------|---------|--------|------|---------|------|--------|------|-----------------|-------|-----|----|-----|-----|-----|-----|
| 2015-16 | 23-1 | 210-9.1 | 16-41 | .390 | 0-0 | .000 | 11-15 | .733 | 20-36-56-2.4 | 46-2 | 2 | 10 | 16 | 2 | 43 | 1.9 |
| 2016-17 | 2-0 | 26-13.0 | 7-12 | .583 | 0-0 | .000 | 1-2 | .500 | 7-5-12-6.0 | 3-0 | 1 | 2 | 3 | 3 | 15 | 7.5 |
| TOTAL | 25-1 | 236-9.4 | 23-53 | .434 | 0-0 | .000 | 12-17 | .706 | 27-41-68-2.7 | 49-2 | 3 | 12 | 19 | 5 | 58 | 2.3 |



BRAD CALIPARI

Freshman • Guard • 6-0 • Franklin Lakes, N.J.
MacDuffie School • Business-Marketing

20

BIO BLAST

- Made his UK debut in the final two minutes of the SFA game
- Scored his first career points -- two free throws -- vs. Canisius
- Had five points and a rebound in the exhibition win over Asbury
- Scored six points off a pair of 3-pointers in the exhibition win vs. Clarion
- Played 35 minutes and scored three points in the Blue-White Game
- Spent the last two seasons at MacDuffie after starting his high school career at Lexington Christian Academy
- Developed into a sharpshooter during his final season at MacDuffie, where he shot a team-high 47 percent from behind the 3-point line
- Averaged 15.3 points, 3.6 assists and 2.6 rebounds per game as a senior
- Finished his career as a 1,000-point scorer
- Aspires to be a coach one day

SEASON AVERAGES

| | |
|-----------------------------|------|
| Games played | 2 |
| Minutes/game | 2.5 |
| Points/game | 1.0 |
| FG Pct. | |
| 3FG Pct. | |
| FT Pct. | 66.7 |
| Rebounds/game | |
| Assists/game | |
| Turnovers/game | 0.5 |
| Assist/turnover ratio | |
| Steals/game | |
| Blocks/game | |

GAME-BY-GAME

| Opponent | Date | gs | min | Total | | 3-Pointers | | Free throws | | Rebounds | | | | pf | a | t/o | blk | stl | pts | avg |
|-------------------|----------|----|-----|--------|------|------------|------|-------------|------|----------|-----|-----|-----|----|---|-----|-----|-----|-----|-----|
| | | | | fg-fga | pct | 3fg-fga | pct | ft-fga | pct | off | def | tot | avg | | | | | | | |
| STEPHEN F. AUSTIN | 11/11/16 | 2 | | 0-0 | .000 | 0-0 | .000 | 0-0 | .000 | 0 | 0 | 0 | 0.0 | 0 | 0 | 0 | 0 | 0 | 0 | 0.0 |
| CANISIUS | 11/13/16 | 3 | | 0-0 | .000 | 0-0 | .000 | 2-3 | .667 | 0 | 0 | 0 | 0.0 | 0 | 0 | 1 | 0 | 0 | 2 | 1.0 |
| Totals | | 0 | 5 | 0-0 | .000 | 0-0 | .000 | 2-3 | .667 | 0 | 0 | 0 | 0.0 | 0 | 0 | 1 | 0 | 0 | 2 | 1.0 |

SEASON HIGHS

| | |
|--------------------|---------------------------|
| Points..... | 2 vs. CANISIUS (11/13/16) |
| FG Made | |
| FG Attempts | |
| 3FG Made | |
| 3FG Attempts | |
| FT Made | 2 vs. CANISIUS (11/13/16) |
| FT Attempts | 3 vs. CANISIUS (11/13/16) |
| Rebounds | |
| Assists | |
| Steals | |
| Blocks | |
| Minutes | 3 vs. CANISIUS (11/13/16) |

CAREER HIGHS

| | |
|--------------------|---------------------------|
| Points..... | 2 vs. CANISIUS (11/13/16) |
| FG Made | |
| FG Attempts | |
| 3FG Made | |
| 3FG Attempts | |
| FT Made | 2 vs. CANISIUS (11/13/16) |
| FT Attempts | 3 vs. CANISIUS (11/13/16) |
| Rebounds | |
| Assists | |
| Steals | |
| Blocks | |
| Minutes | 3 vs. CANISIUS (11/13/16) |

SUPERLATIVES

| Season Stats | | Career Stats | |
|----------------|---|----------------|---|
| 10+ points | - | 10+ points | - |
| 20+ points | - | 20+ points | - |
| 3+ assists | - | 3+ assists | - |
| 3+ steals | - | 3+ steals | - |
| 10+ rebounds | - | 10+ rebounds | - |
| Double-doubles | - | Double-doubles | - |
| Dunks | - | Dunks | - |

CAREER STATS

| Year | GP-GS | Min-Avg | FG-FGA | Pct | 3FG-FGA | Pct | FT-FTA | Pct | Off-Def-Tot-Avg | PF-FO | Ast | TO | Blk | Stl | Pts | Avg |
|---------|-------|---------|--------|------|---------|------|--------|------|-----------------|-------|-----|----|-----|-----|-----|-----|
| 2016-17 | 2-0 | 5-2.5 | 0-0 | .000 | 0-0 | .000 | 2-3 | .667 | 0-0-0-0.0 | 0-0 | 0 | 1 | 0 | 0 | 2 | 1.0 |
| TOTAL | 2-0 | 5-2.5 | 0-0 | .000 | 0-0 | .000 | 2-3 | .667 | 0-0-0-0.0 | 0-0 | 0 | 1 | 0 | 0 | 2 | 1.0 |



DOMINIQUE HAWKINS

25

Senior • Guard • 6-0 • Richmond, Ky.
Madison Central • Communication

BIO BLAST

- Dished out three assists in 17 minutes against SFA
- Scored 22 points and hauled in three rebounds in the Blue-White Game
- Appeared a in team-high 84 career games with nine starts
- Set career highs in points, field-goal percentage, free throws made, 3-point field goals made and blocks as a junior
- Had a career game against Louisville last season with 13 points and three 3-pointers. Prior to that game he had never made more than one 3 in a game
- SEC Academic Honor Roll member in 2016
- Interned with the University Campus PR department this summer
- Traveled to China for the second time in his career with Sports Reach

SEASON AVERAGES

| | |
|-----------------------|------|
| Games played | 2 |
| Minutes/game | 16.0 |
| Points/game | 1.5 |
| FG Pct | 33.3 |
| 3FG Pct | 0.0 |
| FT Pct | 50.0 |
| Rebounds/game | 0.5 |
| Assists/game | 2.0 |
| Turnovers/game | 0.5 |
| Assist/turnover ratio | 4.0 |
| Steals/game | 1.0 |
| Blocks/game | |

GAME-BY-GAME

| Opponent | Date | gs | min | Total fg-fga | pct | 3-Pointers 3fg-fga | pct | Free throws ft-fa | pct | Rebounds off | def | tot | avg | pf | a | t/o | blk | stl | pts | avg |
|-------------------|----------|----|-----|--------------|------|--------------------|------|-------------------|------|--------------|-----|-----|-----|----|---|-----|-----|-----|-----|-----|
| STEPHEN F. AUSTIN | 11/11/16 | 17 | | 0-1 | .000 | 0-0 | .000 | 1-2 | .500 | 0 | 0 | 0 | 0.0 | 2 | 3 | 1 | 0 | 0 | 1 | 1.0 |
| CANISIUS | 11/13/16 | 15 | | 1-2 | .500 | 0-1 | .000 | 0-0 | .000 | 1 | 0 | 1 | 0.5 | 3 | 1 | 0 | 0 | 2 | 2 | 1.5 |
| Totals | | 0 | 32 | 1-3 | .333 | 0-1 | .000 | 1-2 | .500 | 1 | 0 | 1 | 0.5 | 5 | 4 | 1 | 0 | 2 | 3 | 1.5 |

SEASON HIGHS

| | |
|--------------|---------------------------|
| Points | 2 vs. CANISIUS (11/13/16) |
| FG Made | 1 vs. CANISIUS (11/13/16) |
| FG Attempts | 2 vs. CANISIUS (11/13/16) |
| 3FG Made | |
| 3FG Attempts | 1 vs. CANISIUS (11/13/16) |
| FT Made | 1 vs. SFA (11/11/11) |
| FT Attempts | 2 vs. SFA (11/11/11) |
| Rebounds | 1 vs. CANISIUS (11/13/16) |
| Assists | 3 vs. SFA (11/11/11) |
| Steals | 2 vs. CANISIUS (11/13/16) |
| Blocks | |
| Minutes | 17 vs. SFA (11/11/11) |

CAREER HIGHS

| | |
|--------------|--|
| Points | 13 vs. LOUISVILLE (12/26/15) |
| FG Made | 3, three times, last vs. Alabama (3/11/16) |
| FG Attempts | 8 vs. MONTANA ST. (11/23/14) |
| 3FG Made | 3 vs. LOUISVILLE (12/26/15) |
| 3FG Attempts | 4 vs. LOUISVILLE (12/26/15) |
| FT Made | 5 vs. ILLINOIS ST. (11/30/15) |
| FT Attempts | 7 vs. ILLINOIS ST. (11/30/15) |
| Rebounds | 4, twice, last vs. BELMONT (12/21/13) |
| Assists | 6 vs. ECU (12/7/14) |
| Steals | 2, three times, last vs. CANISIUS (11/13/16) |
| Blocks | 1, five times, last at Florida (3/1/16) |
| Minutes | 26 vs. LOUISVILLE (12/26/15) |

SUPERLATIVES

| Season Stats | | Career Stats | |
|----------------|---|----------------|---|
| 10+ points | - | 10+ points | 1 |
| 20+ points | - | 20+ points | - |
| 3+ assists | 1 | 3+ assists | 5 |
| 3+ steals | - | 3+ steals | - |
| 10+ rebounds | - | 10+ rebounds | - |
| Double-doubles | - | Double-doubles | - |
| Dunks | 1 | Dunks | 3 |

CAREER STATS

| Year | GP-GS | Min-Avg | FG-FGA | Pct | 3FG-FGA | Pct | FT-FTA | Pct | Off-Def-Tot-Avg | PF-FO | Ast | TO | Blk | Stl | Pts | Avg |
|---------|-------|---------|--------|------|---------|------|--------|------|-----------------|-------|-----|----|-----|-----|-----|-----|
| 2013-14 | 33-0 | 283-8.6 | 9-31 | .290 | 2-16 | .125 | 5-13 | .385 | 7-16-23-0.7 | 37-0 | 12 | 6 | 1 | 4 | 25 | 0.8 |
| 2014-15 | 23-9 | 163-7.1 | 10-35 | .286 | 5-21 | .238 | 4-10 | .400 | 3-13-16-0.7 | 14-0 | 14 | 5 | 1 | 7 | 29 | 1.3 |
| 2015-16 | 27-0 | 249-9.2 | 17-46 | .370 | 8-29 | .276 | 19-25 | .760 | 13-9-22-0.8 | 30-0 | 13 | 6 | 3 | 6 | 61 | 2.3 |
| 2016-17 | 2-0 | 32-16.0 | 1-3 | .333 | 0-1 | .000 | 1-2 | .500 | 1-0-1-0.5 | 5-0 | 4 | 1 | 0 | 2 | 3 | 1.5 |
| TOTAL | 85-9 | 727-8.6 | 37-115 | .322 | 15-67 | .224 | 29-50 | .580 | 24-38-62-0.7 | 86-0 | 43 | 18 | 5 | 19 | 118 | 1.4 |



DILLON PULLIAM

30

RS Sophomore • Guard • 6-3 • Cynthiana, Ky.
Transylvania University • Computer Engineering

BIO BLAST

- Made his UK debut playing the final two minutes of the Canisius game
- Sat out the 2015-16 season due to NCAA transfer rules
- Played his freshman season at Transylvania University where he averaged 4.8 points and 3.4 rebounds per game
- SEC Academic Honor Roll member
- Took a mission trip to Belize this summer with Sports Reach

SEASON AVERAGES

| | |
|-----------------------------|-----|
| Games played | 1 |
| Minutes/game | 2.0 |
| Points/game | |
| FG Pct. | |
| 3FG Pct. | |
| FT Pct. | |
| Rebounds/game | |
| Assists/game | |
| Turnovers/game | |
| Assist/turnover ratio | |
| Steals/game | |
| Blocks/game | |

SEASON HIGHS

| | |
|--------------------|---------------------------|
| Points | |
| FG Made | |
| FG Attempts | |
| 3FG Made | |
| 3FG Attempts | |
| FT Made | |
| FT Attempts | |
| Rebounds | |
| Assists | |
| Steals | |
| Blocks | |
| Minutes | 2 vs. CANISIUS (11/13/16) |

CAREER HIGHS

| | |
|--------------------|---------------------------|
| Points | |
| FG Made | |
| FG Attempts | |
| 3FG Made | |
| 3FG Attempts | |
| FT Made | |
| FT Attempts | |
| Rebounds | |
| Assists | |
| Steals | |
| Blocks | |
| Minutes | 2 vs. CANISIUS (11/13/16) |

GAME-BY-GAME

| Opponent | Date | gs | min | Total fg-fga | pct | 3-Pointers 3fg-fga | pct | Free throws ft-fa | pct | Rebounds off def tot | avg | pf | a | t/o | blk | stl | pts | avg |
|-------------------|----------|-----|-----|-----------------|------|-----------------------|------|----------------------|------|-------------------------|-----|----|---|-----|-----|-----|-----|-----|
| STEPHEN F. AUSTIN | 11/11/16 | dnp | | | | | | | | | | | | | | | | |
| CANISIUS | 11/13/16 | 2 | | 0-0 | .000 | 0-0 | .000 | 0-0 | .000 | 0 | 0 | 0 | 0 | 0 | 0 | 0 | 0 | 0.0 |
| Totals | | 0 | 2 | 0-0 | .000 | 0-0 | .000 | 0-0 | .000 | 0 | 0 | 0 | 0 | 0 | 0 | 0 | 0 | 0.0 |

SUPERLATIVES

| Season Stats | Career Stats |
|----------------|--------------|
| 10+ points | - |
| 20+ points | - |
| 3+ assists | - |
| 3+ steals | - |
| 10+ rebounds | - |
| Double-doubles | - |
| Dunks | - |

CAREER STATS

| Year | GP-GS | Min-Avg | FG-FGA | Pct | 3FG-FGA | Pct | FT-FTA | Pct | Off-Def-Tot-Avg | PF-FO | Ast | TO | Blk | Stl | Pts | Avg |
|---------|-------|---------|--------|------|---------|------|--------|------|-----------------|-------|-----|----|-----|-----|-----|-----|
| 2016-17 | 1-0 | 2-2.0 | 0-0 | .000 | 0-0 | .000 | 0-0 | .000 | 0-0-0-0.0 | 0-0 | 0 | 0 | 0 | 0 | 0 | 0.0 |
| TOTAL | 1-0 | 2-2.0 | 0-0 | .000 | 0-0 | .000 | 0-0 | .000 | 0-0-0-0.0 | 0-0 | 0 | 0 | 0 | 0 | 0 | 0.0 |



WENYEN GABRIEL

Freshman • Forward • 6-9 • Manchester, N.H.
Wilbraham & Monson Academy • Undergraduate Studies

32

BIO BLAST

- Scored 10 points in 18 minutes off the bench in his UK debut
- Knocked down his first career 3 against Canisius to extend UK's made 3 streak to 977 games
- After scoring nine points vs. Clarion, Clarion's head coach said of Gabriel: "I love that kid. That kid, he might be the best one of them all"
- Played for both teams in the Blue-White Game, combining for 15 points, 13 rebounds and a pair of blocks
- Averaged 22.0 points, 14.0 rebounds, 7.0 blocks and 6.3 assists as a senior at Wilbraham & Monson Academy
- Named to the Naismith All-America Third Team as a high school senior
- Participated in the Jordan Brand Classic and was a member of the Nike Hoop Summit
- A 1,000-point scorer in high school
- Born in Khartoum, Sudan

SEASON AVERAGES

| | |
|-----------------------------|------|
| Games played | 2 |
| Minutes/game | 17.5 |
| Points/game | 6.5 |
| FG Pct | 60.0 |
| 3FG Pct | 25.0 |
| FT Pct | 0.0 |
| Rebounds/game | 2.5 |
| Assists/game | |
| Turnovers/game | |
| Assist/turnover ratio | |
| Steals/game | 1.0 |
| Blocks/game | |

SEASON HIGHS

| | |
|--------------------|---------------------------|
| Points..... | 10 vs. SFA (11/11/11) |
| FG Made | 5 vs. SFA (11/11/11) |
| FG Attempts | 6 vs. SFA (11/11/11) |
| 3FG Made | 1 vs. CANISIUS (11/13/16) |
| 3FG Attempts | 3 vs. CANISIUS (11/13/16) |
| FT Made | |
| FT Attempts | 1 vs. SFA (11/11/11) |
| Rebounds | 3 vs. CANISIUS (11/13/16) |
| Assists | |
| Steals | 2 vs. SFA (11/11/11) |
| Blocks | |
| Minutes | 18 vs. SFA (11/11/11) |

CAREER HIGHS

| | |
|--------------------|---------------------------|
| Points..... | 10 vs. SFA (11/11/11) |
| FG Made | 5 vs. SFA (11/11/11) |
| FG Attempts | 6 vs. SFA (11/11/11) |
| 3FG Made | 1 vs. CANISIUS (11/13/16) |
| 3FG Attempts | 3 vs. CANISIUS (11/13/16) |
| FT Made | |
| FT Attempts | 1 vs. SFA (11/11/11) |
| Rebounds | 3 vs. CANISIUS (11/13/16) |
| Assists | |
| Steals | 2 vs. SFA (11/11/11) |
| Blocks | |
| Minutes | 18 vs. SFA (11/11/11) |

GAME-BY-GAME

| Opponent | Date | gs | min | Total | | 3-Pointers | | Free throws | | Rebounds | | | | pf | a | t/o | blk | stl | pts | avg |
|-------------------|----------|----|-----|-------|------|------------|------|-------------|------|----------|-----|-----|-----|----|---|-----|-----|-----|-----|------|
| | | | | fg | fga | 3fg | 3fga | ft | fta | off | def | tot | avg | | | | | | | |
| STEPHEN F. AUSTIN | 11/11/16 | 18 | | 5-6 | .833 | 0-1 | .000 | 0-1 | .000 | 0 | 2 | 2 | 2.0 | 2 | 0 | 0 | 0 | 2 | 10 | 10.0 |
| CANISIUS | 11/13/16 | 17 | | 1-4 | .250 | 1-3 | .333 | 0-0 | .000 | 2 | 1 | 3 | 2.5 | 3 | 0 | 0 | 0 | 0 | 3 | 6.5 |
| Totals | | 0 | 35 | 6-10 | .600 | 1-4 | .250 | 0-1 | .000 | 2 | 3 | 5 | 2.5 | 5 | 0 | 0 | 0 | 2 | 13 | 6.5 |

SUPERLATIVES

| Season Stats | | Career Stats | |
|----------------|---|----------------|---|
| 10+ points | 1 | 10+ points | 1 |
| 20+ points | - | 20+ points | - |
| 3+ blocks | - | 3+ blocks | - |
| 3+ steals | - | 3+ steals | - |
| 10+ rebounds | - | 10+ rebounds | - |
| Double-doubles | - | Double-doubles | - |
| Dunks | 2 | Dunks | 2 |

CAREER STATS

| Year | GP-GS | Min-Avg | FG-FGA | Pct | 3FG-FGA | Pct | FT-FTA | Pct | Off-Def-Tot-Avg | PF-FO | Ast | TO | Blk | Stl | Pts | Avg |
|---------|-------|---------|--------|------|---------|------|--------|------|-----------------|-------|-----|----|-----|-----|-----|-----|
| 2016-17 | 2-0 | 35-17.5 | 6-10 | .600 | 1-4 | .250 | 0-1 | .000 | 2-3-5-2.5 | 5-0 | 0 | 0 | 0 | 2 | 13 | 6.5 |
| TOTAL | 2-0 | 35-17.5 | 6-10 | .600 | 1-4 | .250 | 0-1 | .000 | 2-3-5-2.5 | 5-0 | 0 | 0 | 0 | 2 | 13 | 6.5 |



DEREK WILLIS

35

Senior • Forward • 6-9 • Mt. Washington, Ky.
Bullitt East • Communication

BIO BLAST

- A late edition to the UK starting lineup against SFA, he scored 15 points on 5 of 7 from the field with five rebounds, three blocks and a steal
- Following the SFA game Calipari said, "We started him based on the fact that I just didn't feel comfortable starting the first game out of the gate with four freshmen on the court. He proved me right"
- Enjoyed a breakout season during his junior campaign where he saw action in 32 games and made 11 starts
- Had career highs in points, points per game, blocks, assists, rebounds, rebounds per game, 3-pointers, field-goal percentage and minutes
- Averaged 7.7 points and 4.0 rebounds per game as a junior and hit 53 3-pointers on the season, which ranked third on the team
- Had a stretch of games last year where he hit at least one 3-pointer in 17 straight games
- Scored 122 points in his first 48 games played. In his last 17 games he has scored 164
- Has Native American heritage from his mother's side of the family

SEASON AVERAGES

| | |
|-----------------------|-------|
| Games played | 2 |
| Minutes/game | 23.5 |
| Points/game | 8.5 |
| FG Pct | 66.7 |
| 3FG Pct | 25.0 |
| FT Pct | 100.0 |
| Rebounds/game | 3.5 |
| Assists/game | 1.0 |
| Turnovers/game | 0.5 |
| Assist/turnover ratio | 2.0 |
| Steals/game | 0.5 |
| Blocks/game | 2.0 |

SEASON HIGHS

| | |
|--------------|-----------------------|
| Points | 15 vs. SFA (11/11/16) |
| FG Made | 5 vs. SFA (11/11/16) |
| FG Attempts | 7 vs. SFA (11/11/16) |
| 3FG Made | 1 vs. SFA (11/11/16) |
| 3FG Attempts | 3 vs. SFA (11/11/16) |
| FT Made | 4 vs. SFA (11/11/16) |
| FT Attempts | 4 vs. SFA (11/11/16) |
| Rebounds | 5 vs. SFA (11/11/16) |
| Assists | 2 vs. SFA (11/11/16) |
| Steals | 1 vs. SFA (11/11/16) |
| Blocks | 3 vs. SFA (11/11/16) |
| Minutes | 31 vs. SFA (11/11/16) |

CAREER HIGHS

| | |
|--------------|---------------------------------------|
| Points | 25 vs. TENNESSEE (2/18/16) |
| FG Made | 8 vs. TENNESSEE (2/18/16) |
| FG Attempts | 12 vs. TENNESSEE (2/18/16) |
| 3FG Made | 7 vs. TENNESSEE (2/18/16) |
| 3FG Attempts | 11 vs. TENNESSEE (2/18/16) |
| FT Made | 8 vs. Georgia (3/12/16) |
| FT Attempts | 8 vs. Georgia (3/12/16) |
| Rebounds | 12 twice, last vs. MISSOURI (1/27/17) |
| Assists | 3 vs. ALBANY (11/13/15) |
| Steals | 3 at Kansas (1/30/16) |
| Blocks | 4, twice, last vs. Georgia (3/12/16) |
| Minutes | 35, twice, last at Tennessee (2/2/16) |

GAME-BY-GAME

| Opponent | Date | gs | min | Total | | 3-Pointers | | Free throws | | Rebounds | | | | pf | a | t/o | blk | stl | pts | avg | |
|-------------------|----------|----|-----|--------|------|------------|------|-------------|-------|----------|-----|-----|-----|-----|---|-----|-----|-----|-----|------|-----|
| | | | | fg-fga | pct | 3fg-fga | pct | ft-fa | pct | off | def | tot | avg | | | | | | | | |
| STEPHEN F. AUSTIN | 11/11/16 | * | 31 | 5-7 | .714 | 1-3 | .333 | 4-4 | 1.000 | 1 | 4 | 5 | 5.0 | 1 | 2 | 0 | 3 | 1 | 15 | 15.0 | |
| CANISIUS | 11/13/16 | * | 16 | 1-2 | .500 | 0-1 | .000 | 0-0 | .000 | 0 | 2 | 2 | 3.5 | 0 | 0 | 1 | 1 | 0 | 2 | 8.5 | |
| Totals | | | 2 | 47 | 6-9 | .667 | 1-4 | .250 | 4-4 | 1.000 | 1 | 6 | 7 | 3.5 | 1 | 2 | 1 | 4 | 1 | 17 | 8.5 |

SUPERLATIVES

| Season Stats | | Career Stats | |
|----------------|---|----------------|----|
| 10+ points | 1 | 10+ points | 12 |
| 20+ points | - | 20+ points | 1 |
| 3+ blocks | 1 | 3+ blocks | 4 |
| 3+ steals | - | 3+ steals | 1 |
| 10+ rebounds | - | 10+ rebounds | 2 |
| Double-doubles | - | Double-doubles | 2 |
| Dunks | 1 | Dunks | 13 |

CAREER STATS

| Year | GP-GS | Min-Avg | FG-FGA | Pct | 3FG-FGA | Pct | FT-FTA | Pct | Off-Def-Tot-Avg | PF-FO | Ast | TO | Blk | Stl | Pts | Avg |
|---------|-------|----------|--------|------|---------|------|--------|-------|-----------------|-------|-----|----|-----|-----|-----|-----|
| 2013-14 | 14-0 | 39-2.8 | 3-9 | .333 | 1-6 | .167 | 9-12 | .750 | 1-7-8-0.6 | 0-0 | 0 | 4 | 0 | 1 | 16 | 1.1 |
| 2014-15 | 19-0 | 75-3.9 | 7-18 | .389 | 5-15 | .333 | 6-6 | 1.000 | 5-9-14-0.7 | 5-0 | 5 | 8 | 3 | 2 | 25 | 1.3 |
| 2015-16 | 32-11 | 596-18.6 | 81-168 | .482 | 53-120 | .442 | 32-36 | .889 | 30-97-127-4.0 | 55-2 | 12 | 22 | 24 | 21 | 247 | 7.7 |
| 2016-17 | 2-2 | 47-23.5 | 6-9 | .667 | 1-4 | .250 | 4-4 | 1.000 | 1-6-7-3.5 | 1-0 | 2 | 1 | 4 | 1 | 17 | 8.5 |
| TOTAL | 67-13 | 757-11.3 | 97-204 | .475 | 60-145 | .414 | 51-58 | .879 | 37-119-156-2.3 | 61-2 | 19 | 35 | 31 | 25 | 305 | 4.6 |

#2/4 Kentucky 87, Stephen F. Austin 64

Nov. 11, 2016 | Lexington, Ky.

STEPHEN F. AUSTIN 64 • 0-1

| # | Player | Total | | 3-Ptr | | Rebounds | | | PF | TP | A | TO | Bk | Stl | Min |
|--------|-------------------|--------|--------|--------|--------|----------|-----|-----|----|----|----|----|----|-----|-----|
| | | FG-FGA | FG-FGA | FG-FGA | FG-FGA | Off | Def | Tot | | | | | | | |
| 03 | Gilmore III, Leon | r | 6-12 | 0-4 | 0-2 | 4 | 7 | 11 | 3 | 12 | 1 | 4 | 1 | 1 | 27 |
| 22 | Holyfield, TJ | r | 2-2 | 1-1 | 0-0 | 1 | 0 | 1 | 5 | 5 | 0 | 2 | 1 | 0 | 9 |
| 04 | Charles, Ty | g | 1-7 | 0-4 | 0-0 | 0 | 3 | 3 | 3 | 2 | 2 | 7 | 0 | 2 | 26 |
| 11 | Canete, Ivan | g | 2-5 | 0-1 | 3-4 | 0 | 1 | 1 | 3 | 7 | 1 | 2 | 0 | 1 | 20 |
| 12 | Cameron, Dallas | g | 3-5 | 1-3 | 1-2 | 0 | 2 | 2 | 1 | 8 | 3 | 2 | 0 | 0 | 28 |
| 00 | Augustin, Aaron | | 1-1 | 0-0 | 0-0 | 0 | 2 | 2 | 3 | 2 | 2 | 1 | 0 | 0 | 11 |
| 01 | Harris, Kevon | | 0-0 | 0-0 | 0-0 | 1 | 0 | 1 | 3 | 0 | 0 | 0 | 0 | 0 | 10 |
| 05 | Huntley, Josh | | 0-2 | 0-0 | 0-0 | 0 | 0 | 0 | 5 | 0 | 1 | 1 | 0 | 0 | 6 |
| 10 | Traylor, Isaiah | | 4-8 | 2-4 | 5-6 | 1 | 2 | 3 | 1 | 15 | 0 | 2 | 1 | 1 | 17 |
| 23 | Bain, Nathan | | 1-3 | 1-2 | 2-2 | 1 | 0 | 1 | 0 | 5 | 0 | 0 | 1 | 0 | 8 |
| 24 | Nieminen, Samuli | | 2-5 | 0-0 | 0-0 | 2 | 0 | 2 | 4 | 4 | 0 | 3 | 1 | 1 | 17 |
| 32 | Grujic, Jovan | | 1-2 | 0-0 | 2-3 | 2 | 1 | 3 | 1 | 4 | 0 | 4 | 0 | 0 | 21 |
| | Team | | | | | 2 | 4 | 6 | | | | | | | |
| Totals | | | 23-52 | 5-19 | 13-19 | 14 | 22 | 36 | 32 | 64 | 10 | 28 | 5 | 6 | 200 |

FG % 1st Half: 11-23 47.8% 2nd half: 12-29 41.4% Game: 23-52 44.2%
 3FG % 1st Half: 3-9 33.3% 2nd half: 2-10 20.0% Game: 5-19 26.3%
 FT % 1st Half: 7-10 70.0% 2nd half: 6-9 66.7% Game: 13-19 68.4%

Deadball
Rebounds
2,2

Kentucky 87 • 1-0

| # | Player | Total | | 3-Ptr | | Rebounds | | | PF | TP | A | TO | Bk | Stl | Min |
|--------|----------------------|--------|--------|--------|--------|----------|-----|-----|----|----|----|----|----|-----|-----|
| | | FG-FGA | FG-FGA | FG-FGA | FG-FGA | Off | Def | Tot | | | | | | | |
| 03 | Adebayo, Edrice | r | 1-1 | 0-0 | 3-7 | 1 | 0 | 1 | 4 | 5 | 1 | 1 | 0 | 1 | 15 |
| 35 | Willis, Derek | r | 5-7 | 1-3 | 4-4 | 1 | 4 | 5 | 1 | 15 | 2 | 0 | 3 | 1 | 31 |
| 00 | Fox, De'Aaron | g | 3-9 | 0-2 | 6-6 | 2 | 2 | 4 | 3 | 12 | 12 | 3 | 0 | 3 | 30 |
| 05 | Monk, Malik | g | 4-14 | 1-6 | 1-1 | 0 | 0 | 0 | 3 | 10 | 1 | 1 | 1 | 1 | 20 |
| 13 | Briscoe, Isaiah | g | 6-11 | 1-3 | 4-7 | 0 | 1 | 1 | 2 | 17 | 1 | 4 | 0 | 1 | 31 |
| 01 | Killeya-Jones, Sacha | | 0-1 | 0-0 | 0-0 | 1 | 2 | 3 | 0 | 0 | 0 | 2 | 1 | 0 | 9 |
| 11 | Mulder, Mychal | | 3-4 | 2-3 | 0-0 | 0 | 0 | 0 | 1 | 8 | 0 | 0 | 0 | 0 | 6 |
| 14 | Wynyard, Tai | | 0-0 | 0-0 | 0-0 | 0 | 0 | 0 | 1 | 0 | 0 | 0 | 0 | 0 | 2 |
| 15 | Humphries, Isaac | | 4-8 | 0-0 | 1-2 | 4 | 4 | 8 | 0 | 9 | 1 | 1 | 3 | 3 | 19 |
| 20 | Calipari, Brad | | 0-0 | 0-0 | 0-0 | 0 | 0 | 0 | 0 | 0 | 0 | 0 | 0 | 0 | 2 |
| 25 | Hawkins, Dominique | | 0-1 | 0-0 | 1-2 | 0 | 0 | 0 | 2 | 1 | 3 | 1 | 0 | 0 | 17 |
| 32 | Gabriel, Wenyen | | 5-6 | 0-1 | 0-1 | 0 | 2 | 2 | 2 | 10 | 0 | 0 | 0 | 2 | 18 |
| | Team | | | | | 2 | 2 | 4 | | | | | | | |
| Totals | | | 31-62 | 5-18 | 20-30 | 11 | 17 | 28 | 19 | 87 | 21 | 13 | 8 | 12 | 200 |

FG % 1st Half: 18-36 50.0% 2nd half: 13-26 50.0% Game: 31-62 50.0%
 3FG % 1st Half: 2-10 20.0% 2nd half: 3-8 37.5% Game: 5-18 27.8%
 FT % 1st Half: 10-14 71.4% 2nd half: 10-16 62.5% Game: 20-30 66.7%

Deadball
Rebounds
6,2

Officials: Joe Lindsay, Vladimir Voyard-Tadal, Rusty Phillips
 Technical fouls: STEPHEN F. AUSTIN-Traylor, Isaiah. Kentucky-None.
 Attendance: 22683

| Score by periods | 1st | 2nd | Total |
|-------------------|-----|-----|-------|
| STEPHEN F. AUSTIN | 32 | 32 | 64 |
| Kentucky | 48 | 39 | 87 |

| Points | In Paint | Off T/O | 2nd Chance | Fast Break | Bench |
|--------|----------|---------|------------|------------|-------|
| SFA | 28 | 14 | 13 | 2 | 30 |
| UK | 38 | 32 | 10 | 12 | 28 |

Last FG - SFA 2nd-00:21, UK 2nd-01:08.
 Largest lead - SFA by 1 1st-19:01, UK by 27 2nd-04:58.
 SFA led for 00:30, UK led for 39:04. Game was tied for 00:26.

Score tied - 0 times.
 Lead changed - 2 times.

#2/4 Kentucky 93, Canisius 69

Nov. 13, 2016 | Lexington, Ky.

CANISIUS 69 • 0-1

| # | Player | Total | | 3-Ptr | | Rebounds | | | PF | TP | A | TO | Bk | Stl | Min |
|--------|---------------------|--------|--------|--------|--------|----------|-----|-----|----|----|----|----|----|-----|-----|
| | | FG-FGA | FG-FGA | FG-FGA | FG-FGA | Off | Def | Tot | | | | | | | |
| 02 | Crumpton, Jermaine | r | 4-9 | 0-2 | 5-7 | 1 | 1 | 2 | 4 | 13 | 0 | 0 | 0 | 2 | 26 |
| 22 | Valenti, Phil | r | 6-12 | 0-2 | 0-0 | 3 | 4 | 7 | 2 | 12 | 2 | 6 | 0 | 1 | 36 |
| 01 | Johnson, Malik | g | 2-4 | 1-1 | 1-2 | 1 | 1 | 2 | 3 | 6 | 1 | 2 | 0 | 0 | 30 |
| 04 | Douse, Kiefer | g | 1-4 | 0-0 | 0-0 | 1 | 3 | 4 | 3 | 2 | 2 | 0 | 1 | 1 | 16 |
| 05 | Robertson, Kassius | g | 5-15 | 2-10 | 4-5 | 0 | 4 | 4 | 1 | 16 | 2 | 3 | 0 | 0 | 35 |
| 03 | Dixon-Green, Martin | | 1-3 | 0-0 | 0-0 | 1 | 3 | 4 | 3 | 2 | 1 | 1 | 0 | 0 | 13 |
| 10 | Planinic, Selvedin | | 0-0 | 0-0 | 0-0 | 1 | 0 | 1 | 3 | 0 | 0 | 1 | 0 | 0 | 3 |
| 11 | Atkinson, Chris | | 0-1 | 0-0 | 0-0 | 0 | 0 | 0 | 2 | 0 | 0 | 1 | 0 | 1 | 4 |
| 13 | Reese, Isalah | | 3-8 | 0-4 | 0-0 | 0 | 4 | 4 | 4 | 6 | 1 | 1 | 0 | 3 | 16 |
| 14 | Foley, Spencer | | 2-3 | 0-1 | 0-0 | 1 | 0 | 1 | 1 | 4 | 0 | 0 | 0 | 0 | 6 |
| 23 | St. Louis, Dantai | | 0-0 | 0-0 | 2-4 | 0 | 1 | 1 | 4 | 2 | 1 | 1 | 0 | 0 | 6 |
| 32 | Faulkner, Jibrael | | 2-3 | 1-1 | 1-2 | 2 | 0 | 2 | 0 | 6 | 1 | 1 | 0 | 0 | 9 |
| | Team | | | | | 3 | 1 | 4 | | | | | | | |
| Totals | | | 26-62 | 4-21 | 13-20 | 14 | 22 | 36 | 30 | 69 | 11 | 18 | 1 | 8 | 200 |

FG % 1st Half: 16-35 45.7% 2nd half: 10-27 37.0% Game: 26-62 41.9%
 3FG % 1st Half: 3-14 21.4% 2nd half: 1-7 14.3% Game: 4-21 19.0%
 FT % 1st Half: 0-0 0.0% 2nd half: 13-20 65.0% Game: 13-20 65.0%

Deadball
Rebounds
5

KENTUCKY 93 • 2-0

| # | Player | Total | | 3-Ptr | | Rebounds | | | PF | TP | A | TO | Bk | Stl | Min |
|--------|----------------------|--------|--------|--------|--------|----------|-----|-----|----|----|----|----|----|-----|-----|
| | | FG-FGA | FG-FGA | FG-FGA | FG-FGA | Off | Def | Tot | | | | | | | |
| 03 | Adebayo, Edrice | r | 3-9 | 0-0 | 8-13 | 6 | 5 | 11 | 2 | 14 | 2 | 0 | 3 | 0 | 27 |
| 35 | Willis, Derek | r | 1-2 | 0-1 | 0-0 | 0 | 2 | 2 | 0 | 2 | 0 | 1 | 1 | 0 | 16 |
| 00 | Fox, De'Aaron | g | 6-13 | 0-3 | 9-9 | 1 | 3 | 4 | 1 | 21 | 3 | 2 | 0 | 0 | 33 |
| 05 | Monk, Malik | g | 5-11 | 2-6 | 4-4 | 1 | 3 | 4 | 2 | 16 | 2 | 3 | 1 | 1 | 32 |
| 13 | Briscoe, Isaiah | g | 9-13 | 0-0 | 3-4 | 0 | 5 | 5 | 3 | 21 | 2 | 1 | 1 | 0 | 32 |
| 01 | Killeya-Jones, Sacha | | 1-1 | 0-0 | 1-4 | 1 | 3 | 4 | 1 | 3 | 0 | 0 | 1 | 0 | 7 |
| 10 | David, Jonny | | 0-0 | 0-0 | 0-2 | 0 | 0 | 0 | 0 | 0 | 0 | 0 | 0 | 0 | 2 |
| 11 | Mulder, Mychal | | 1-2 | 1-2 | 0-0 | 0 | 0 | 0 | 1 | 3 | 0 | 0 | 0 | 1 | 4 |
| 14 | Wynyard, Tai | | 0-0 | 0-0 | 0-0 | 0 | 1 | 1 | 0 | 0 | 0 | 1 | 0 | 0 | 3 |
| 15 | Humphries, Isaac | | 3-4 | 0-0 | 0-0 | 3 | 1 | 4 | 3 | 6 | 0 | 1 | 0 | 0 | 7 |
| 20 | Calipari, Brad | | 0-0 | 0-0 | 2-3 | 0 | 0 | 0 | 0 | 2 | 0 | 1 | 0 | 0 | 3 |
| 25 | Hawkins, Dominique | | 1-2 | 0-1 | 0-0 | 1 | 0 | 1 | 3 | 2 | 1 | 0 | 0 | 2 | 15 |
| 30 | Pulliam, Dillon | | 0-0 | 0-0 | 0-0 | 0 | 0 | 0 | 0 | 0 | 0 | 0 | 0 | 0 | 2 |
| 32 | Gabriel, Wenyen | | 1-4 | 1-3 | 0-0 | 2 | 1 | 3 | 3 | 3 | 0 | 0 | 0 | 0 | 17 |
| | Team | | | | | 0 | 0 | 0 | | | | | | | |
| Totals | | | 31-61 | 4-16 | 27-39 | 15 | 24 | 39 | 19 | 93 | 10 | 10 | 7 | 4 | 200 |

FG % 1st Half: 15-33 45.5% 2nd half: 16-28 57.1% Game: 31-61 50.8%
 3FG % 1st Half: 0-7 0.0% 2nd half: 4-9 44.4% Game: 4-16 25.0%
 FT % 1st Half: 14-20 70.0% 2nd half: 13-19 68.4% Game: 27-39 69.2%

Deadball
Rebounds
5

Officials: Doug Simmons, Bryon Jarrett, Sean Casey
 Technical fouls: CANISIUS-None. KENTUCKY-None.
 Attendance: 22009

| Score by periods | 1st | 2nd | Total |
|------------------|-----|-----|-------|
| CANISIUS | 35 | 34 | 69 |
| KENTUCKY | 44 | 49 | 93 |

| Points | In Paint | Off T/O | 2nd Chance | Fast Break | Bench |
|--------|----------|---------|------------|------------|-------|
| CAN | 34 | 11 | 15 | 0 | 20 |
| UK | 46 | 29 | 13 | 14 | 19 |

Last FG - CAN 2nd-00:31, UK 2nd-02:21.
 Largest lead - CAN by 7 1st-16:42, UK by 30 2nd-01:37.
 CAN led for 09:42, UK led for 27:07. Game was tied for 03:11.

Score tied - 9 times.
 Lead changed - 6 times.

Kentucky vs. Michigan State

Nov. 15, 2016 | New York

Kentucky vs. Duquesne

Nov. 20, 2016 | Lexington, Ky.



2016-17 Kentucky Men's Basketball
Kentucky Combined Team Statistics (as of Nov 13, 2016)
All games



| RECORD: | OVERALL | HOME | AWAY | NEUTRAL |
|----------------|---------|------|------|---------|
| ALL GAMES | 2-0 | 2-0 | 0-0 | 0-0 |
| CONFERENCE | 0-0 | 0-0 | 0-0 | 0-0 |
| NON-CONFERENCE | 2-0 | 2-0 | 0-0 | 0-0 |

| # | Player | gp-gs | min | avg | Total | | 3-Point | | F-Throw | | Rebounds | | | | | | | | a | to | blk | stl | pts | avg |
|----------------|----------------------|-------|-----|------|--------|------|---------|------|---------|-------|----------|-----|-----|------|----|----|----|----|----|----|-----|------|-----|-----|
| | | | | | fg-fga | fg% | 3fg-fga | 3fg% | ft-fa | ft% | off | def | tot | avg | pf | dq | | | | | | | | |
| 13 | Briscoe, Isaiah | 2-2 | 63 | 31.5 | 15-24 | .625 | 1-3 | .333 | 7-11 | .636 | 0 | 6 | 6 | 3.0 | 5 | 0 | 3 | 5 | 1 | 1 | 38 | 19.0 | | |
| 00 | Fox, De'Aaron | 2-2 | 63 | 31.5 | 9-22 | .409 | 0-5 | .000 | 15-15 | 1.000 | 3 | 5 | 8 | 4.0 | 4 | 0 | 15 | 5 | 0 | 3 | 33 | 16.5 | | |
| 05 | Monk, Malik | 2-2 | 52 | 26.0 | 9-25 | .360 | 3-12 | .250 | 5-5 | 1.000 | 1 | 3 | 4 | 2.0 | 5 | 0 | 3 | 4 | 2 | 2 | 26 | 13.0 | | |
| 03 | Adebayo, Edrice | 2-2 | 42 | 21.0 | 4-10 | .400 | 0-0 | .000 | 11-20 | .550 | 7 | 5 | 12 | 6.0 | 6 | 0 | 3 | 1 | 3 | 1 | 19 | 9.5 | | |
| 35 | Willis, Derek | 2-2 | 47 | 23.5 | 6-9 | .667 | 1-4 | .250 | 4-4 | 1.000 | 1 | 6 | 7 | 3.5 | 1 | 0 | 2 | 1 | 4 | 1 | 17 | 8.5 | | |
| 15 | Humphries, Isaac | 2-0 | 26 | 13.0 | 7-12 | .583 | 0-0 | .000 | 1-2 | .500 | 7 | 5 | 12 | 6.0 | 3 | 0 | 1 | 2 | 3 | 3 | 15 | 7.5 | | |
| 32 | Gabriel, Wenyen | 2-0 | 35 | 17.5 | 6-10 | .600 | 1-4 | .250 | 0-1 | .000 | 2 | 3 | 5 | 2.5 | 5 | 0 | 0 | 0 | 0 | 2 | 13 | 6.5 | | |
| 11 | Mulder, Mychal | 2-0 | 10 | 5.0 | 4-6 | .667 | 3-5 | .600 | 0-0 | .000 | 0 | 0 | 0 | 0.0 | 2 | 0 | 0 | 0 | 0 | 1 | 11 | 5.5 | | |
| 25 | Hawkins, Dominique | 2-0 | 32 | 16.0 | 1-3 | .333 | 0-1 | .000 | 1-2 | .500 | 1 | 0 | 1 | 0.5 | 5 | 0 | 4 | 1 | 0 | 2 | 3 | 1.5 | | |
| 01 | Killeya-Jones, Sacha | 2-0 | 16 | 8.0 | 1-2 | .500 | 0-0 | .000 | 1-4 | .250 | 2 | 5 | 7 | 3.5 | 1 | 0 | 0 | 2 | 2 | 0 | 3 | 1.5 | | |
| 20 | Calipari, Brad | 2-0 | 5 | 2.5 | 0-0 | .000 | 0-0 | .000 | 2-3 | .667 | 0 | 0 | 0 | 0.0 | 0 | 0 | 0 | 1 | 0 | 0 | 2 | 1.0 | | |
| 10 | David, Jonny | 1-0 | 2 | 2.0 | 0-0 | .000 | 0-0 | .000 | 0-2 | .000 | 0 | 0 | 0 | 0.0 | 0 | 0 | 0 | 0 | 0 | 0 | 0 | 0.0 | | |
| 30 | Pulliam, Dillon | 1-0 | 2 | 2.0 | 0-0 | .000 | 0-0 | .000 | 0-0 | .000 | 0 | 0 | 0 | 0.0 | 0 | 0 | 0 | 0 | 0 | 0 | 0 | 0.0 | | |
| 14 | Wynyard, Tai | 2-0 | 5 | 2.5 | 0-0 | .000 | 0-0 | .000 | 0-0 | .000 | 0 | 1 | 1 | 0.5 | 1 | 0 | 0 | 1 | 0 | 0 | 0 | 0.0 | | |
| Team | | | | | | | | | | | 2 | 2 | 4 | | | | | | | | | | | |
| Total..... | | 2 | 400 | | 62-123 | .504 | 9-34 | .265 | 47-69 | .681 | 26 | 41 | 67 | 33.5 | 38 | 0 | 31 | 23 | 15 | 16 | 180 | 90.0 | | |
| Opponents..... | | 2 | 400 | | 49-114 | .430 | 9-40 | .225 | 26-39 | .667 | 28 | 44 | 72 | 36.0 | 62 | - | 21 | 46 | 6 | 14 | 133 | 66.5 | | |

| TEAM STATISTICS | UK | OPP |
|------------------------|---------|--------|
| SCORING | 180 | 133 |
| Points per game | 90.0 | 66.5 |
| Scoring margin | +23.5 | - |
| FIELD GOALS-ATT | 62-123 | 49-114 |
| Field goal pct | .504 | .430 |
| 3 POINT FG-ATT | 9-34 | 9-40 |
| 3-point FG pct | .265 | .225 |
| 3-pt FG made per game | 4.5 | 4.5 |
| FREE THROWS-ATT | 47-69 | 26-39 |
| Free throw pct | .681 | .667 |
| F-Throws made per game | 23.5 | 13.0 |
| REBOUNDS | 67 | 72 |
| Rebounds per game | 33.5 | 36.0 |
| Rebounding margin | -2.5 | - |
| ASSISTS | 31 | 21 |
| Assists per game | 15.5 | 10.5 |
| TURNOVERS | 23 | 46 |
| Turnovers per game | 11.5 | 23.0 |
| Turnover margin | +11.5 | - |
| Assist/turnover ratio | 1.3 | 0.5 |
| STEALS | 16 | 14 |
| Steals per game | 8.0 | 7.0 |
| BLOCKS | 15 | 6 |
| Blocks per game | 7.5 | 3.0 |
| ATTENDANCE | 44692 | 0 |
| Home games-Avg/Game | 2-22346 | 0-0 |
| Neutral site-Avg/Game | - | 0-0 |

| Date | Opponent | | Score | Att. |
|----------|-------------------|---|-------|-------|
| 11-11-16 | STEPHEN F. AUSTIN | w | 87-64 | 22683 |
| 11-13-16 | CANISIUS | w | 93-69 | 22009 |

* - Conference game

| Score by Periods | 1st | 2nd | Totals |
|------------------|-----|-----|--------|
| Kentucky | 92 | 88 | 180 |
| Opponents | 67 | 66 | 133 |



2016-17 Kentucky Men's Basketball
Kentucky Overall Team Statistics (as of Nov 13, 2016)
All games



| TEAM STATISTICS | UK | OPP |
|------------------------|---------|--------|
| SCORING | 180 | 133 |
| Points per game | 90.0 | 66.5 |
| Scoring margin | +23.5 | - |
| FIELD GOALS-ATT | 62-123 | 49-114 |
| Field goal pct | .504 | .430 |
| 3 POINT FG-ATT | 9-34 | 9-40 |
| 3-point FG pct | .265 | .225 |
| 3-pt FG made per game | 4.5 | 4.5 |
| FREE THROWS-ATT | 47-69 | 26-39 |
| Free throw pct | .681 | .667 |
| F-Throws made per game | 23.5 | 13.0 |
| REBOUNDS | 67 | 72 |
| Rebounds per game | 33.5 | 36.0 |
| Rebounding margin | -2.5 | - |
| ASSISTS | 31 | 21 |
| Assists per game | 15.5 | 10.5 |
| TURNOVERS | 23 | 46 |
| Turnovers per game | 11.5 | 23.0 |
| Turnover margin | +11.5 | - |
| Assist/turnover ratio | 1.3 | 0.5 |
| STEALS | 16 | 14 |
| Steals per game | 8.0 | 7.0 |
| BLOCKS | 15 | 6 |
| Blocks per game | 7.5 | 3.0 |
| WINNING STREAK | 8 | - |
| Home win streak | 8 | - |
| ATTENDANCE | 44692 | 0 |
| Home games-Avg/Game | 2-22346 | 0-0 |
| Neutral site-Avg/Game | - | 0-0 |

| Score by Periods | 1st | 2nd | Totals |
|------------------|-----|-----|--------|
| Kentucky | 92 | 88 | 180 |
| Opponents | 67 | 66 | 133 |



2016-17 Kentucky Men's Basketball
Kentucky Category Leaders (as of Nov 13, 2016)
All games



| Points | G | Pts | Pts/G |
|----------------------|---|-----|-------|
| Briscoe, Isaiah | 2 | 38 | 19.0 |
| Fox, De'Aaron | 2 | 33 | 16.5 |
| Monk, Malik | 2 | 26 | 13.0 |
| Adebayo, Edrice | 2 | 19 | 9.5 |
| Willis, Derek | 2 | 17 | 8.5 |
| Humphries, Isaac | 2 | 15 | 7.5 |
| Gabriel, Wenyen | 2 | 13 | 6.5 |
| Mulder, Mychal | 2 | 11 | 5.5 |
| Hawkins, Dominique | 2 | 3 | 1.5 |
| Killeya-Jones, Sacha | 2 | 3 | 1.5 |
| Calipari, Brad | 2 | 2 | 1.0 |

| FG Percentage | FG | Att | Pct |
|----------------------|----|-----|------|
| Willis, Derek | 6 | 9 | .667 |
| Mulder, Mychal | 4 | 6 | .667 |
| Briscoe, Isaiah | 15 | 24 | .625 |
| Gabriel, Wenyen | 6 | 10 | .600 |
| Humphries, Isaac | 7 | 12 | .583 |
| Killeya-Jones, Sacha | 1 | 2 | .500 |
| Fox, De'Aaron | 9 | 22 | .409 |
| Adebayo, Edrice | 4 | 10 | .400 |
| Monk, Malik | 9 | 25 | .360 |
| Hawkins, Dominique | 1 | 3 | .333 |

| 3-Point Percentage | 3FG | Att | Pct |
|--------------------|-----|-----|------|
| Mulder, Mychal | 3 | 5 | .600 |
| Briscoe, Isaiah | 1 | 3 | .333 |
| Gabriel, Wenyen | 1 | 4 | .250 |
| Willis, Derek | 1 | 4 | .250 |
| Monk, Malik | 3 | 12 | .250 |
| Fox, De'Aaron | 0 | 5 | .000 |
| Hawkins, Dominique | 0 | 1 | .000 |

| Free Throw Percent | FG | Att | Pct |
|----------------------|----|-----|-------|
| Monk, Malik | 5 | 5 | 1.000 |
| Fox, De'Aaron | 15 | 15 | 1.000 |
| Willis, Derek | 4 | 4 | 1.000 |
| Calipari, Brad | 2 | 3 | .667 |
| Briscoe, Isaiah | 7 | 11 | .636 |
| Adebayo, Edrice | 11 | 20 | .550 |
| Humphries, Isaac | 1 | 2 | .500 |
| Hawkins, Dominique | 1 | 2 | .500 |
| Killeya-Jones, Sacha | 1 | 4 | .250 |
| David, Jonny | 0 | 2 | .000 |
| Gabriel, Wenyen | 0 | 1 | .000 |

| Scoring Average | G | Pts | Avg/G |
|----------------------|---|-----|-------|
| Briscoe, Isaiah | 2 | 38 | 19.0 |
| Fox, De'Aaron | 2 | 33 | 16.5 |
| Monk, Malik | 2 | 26 | 13.0 |
| Adebayo, Edrice | 2 | 19 | 9.5 |
| Willis, Derek | 2 | 17 | 8.5 |
| Humphries, Isaac | 2 | 15 | 7.5 |
| Gabriel, Wenyen | 2 | 13 | 6.5 |
| Mulder, Mychal | 2 | 11 | 5.5 |
| Killeya-Jones, Sacha | 2 | 3 | 1.5 |
| Hawkins, Dominique | 2 | 3 | 1.5 |
| Calipari, Brad | 2 | 2 | 1.0 |
| David, Jonny | 1 | 0 | 0.0 |
| Pulliam, Dillon | 1 | 0 | 0.0 |
| Wynyard, Tai | 2 | 0 | 0.0 |

| Field Goal Attempts | G | Att | Att/G |
|---------------------|---|-----|-------|
| Monk, Malik | 2 | 25 | 12.5 |
| Briscoe, Isaiah | 2 | 24 | 12.0 |
| Fox, De'Aaron | 2 | 22 | 11.0 |
| Humphries, Isaac | 2 | 12 | 6.0 |
| Adebayo, Edrice | 2 | 10 | 5.0 |
| Gabriel, Wenyen | 2 | 10 | 5.0 |

| Field Goals Made | G | Made | Made/G |
|------------------|---|------|--------|
| Briscoe, Isaiah | 2 | 15 | 7.5 |
| Monk, Malik | 2 | 9 | 4.5 |
| Fox, De'Aaron | 2 | 9 | 4.5 |
| Humphries, Isaac | 2 | 7 | 3.5 |
| Willis, Derek | 2 | 6 | 3.0 |
| Gabriel, Wenyen | 2 | 6 | 3.0 |

| 3-Point FG Attempts | G | Att | Att/G |
|---------------------|---|-----|-------|
| Monk, Malik | 2 | 12 | 6.0 |
| Fox, De'Aaron | 2 | 5 | 2.5 |
| Mulder, Mychal | 2 | 5 | 2.5 |
| Gabriel, Wenyen | 2 | 4 | 2.0 |
| Willis, Derek | 2 | 4 | 2.0 |

| 3-Point FG Made | G | Made | Made/G |
|-----------------|---|------|--------|
| Monk, Malik | 2 | 3 | 1.5 |
| Mulder, Mychal | 2 | 3 | 1.5 |
| Briscoe, Isaiah | 2 | 1 | 0.5 |
| Gabriel, Wenyen | 2 | 1 | 0.5 |
| Willis, Derek | 2 | 1 | 0.5 |

| Free Throw Attempts | G | Att | Att/G |
|----------------------|---|-----|-------|
| Adebayo, Edrice | 2 | 20 | 10.0 |
| Fox, De'Aaron | 2 | 15 | 7.5 |
| Briscoe, Isaiah | 2 | 11 | 5.5 |
| Monk, Malik | 2 | 5 | 2.5 |
| Killeya-Jones, Sacha | 2 | 4 | 2.0 |
| Willis, Derek | 2 | 4 | 2.0 |

| Free Throws Made | G | Made | Made/G |
|------------------|---|------|--------|
| Fox, De'Aaron | 2 | 15 | 7.5 |
| Adebayo, Edrice | 2 | 11 | 5.5 |
| Briscoe, Isaiah | 2 | 7 | 3.5 |
| Monk, Malik | 2 | 5 | 2.5 |



2016-17 Kentucky Men's Basketball
Kentucky Category Leaders (as of Nov 13, 2016)
All games



| Rebounds | G | Reb | Reb/G |
|----------------------|---|-----|-------|
| Humphries, Isaac | 2 | 12 | 6.0 |
| Adebayo, Edrice | 2 | 12 | 6.0 |
| Fox, De'Aaron | 2 | 8 | 4.0 |
| Willis, Derek | 2 | 7 | 3.5 |
| Killeya-Jones, Sacha | 2 | 7 | 3.5 |

| Rebound Average | G | Reb | Avg/G |
|----------------------|---|-----|-------|
| Humphries, Isaac | 2 | 12 | 6.0 |
| Adebayo, Edrice | 2 | 12 | 6.0 |
| Fox, De'Aaron | 2 | 8 | 4.0 |
| Killeya-Jones, Sacha | 2 | 7 | 3.5 |
| Willis, Derek | 2 | 7 | 3.5 |

| Offensive Rebounds | G | No. | Avg/G |
|----------------------|---|-----|-------|
| Adebayo, Edrice | 2 | 7 | 3.5 |
| Humphries, Isaac | 2 | 7 | 3.5 |
| Fox, De'Aaron | 2 | 3 | 1.5 |
| Gabriel, Wenyen | 2 | 2 | 1.0 |
| Killeya-Jones, Sacha | 2 | 2 | 1.0 |

| Defensive Rebounds | G | No. | Avg/G |
|----------------------|---|-----|-------|
| Briscoe, Isaiah | 2 | 6 | 3.0 |
| Willis, Derek | 2 | 6 | 3.0 |
| Fox, De'Aaron | 2 | 5 | 2.5 |
| Killeya-Jones, Sacha | 2 | 5 | 2.5 |
| Humphries, Isaac | 2 | 5 | 2.5 |
| Adebayo, Edrice | 2 | 5 | 2.5 |

| Fouls | G | No. | Per/G |
|--------------------|---|-----|-------|
| Adebayo, Edrice | 2 | 6 | 3.0 |
| Briscoe, Isaiah | 2 | 5 | 2.5 |
| Monk, Malik | 2 | 5 | 2.5 |
| Gabriel, Wenyen | 2 | 5 | 2.5 |
| Hawkins, Dominique | 2 | 5 | 2.5 |

| Fouls | G | No. |
|-------|---|-----|
|-------|---|-----|

| Assists | G | No. | Ast/G |
|--------------------|---|-----|-------|
| Fox, De'Aaron | 2 | 15 | 7.5 |
| Hawkins, Dominique | 2 | 4 | 2.0 |
| Briscoe, Isaiah | 2 | 3 | 1.5 |
| Adebayo, Edrice | 2 | 3 | 1.5 |
| Monk, Malik | 2 | 3 | 1.5 |

| Steals | G | No. | Stl/G |
|--------------------|---|-----|-------|
| Fox, De'Aaron | 2 | 3 | 1.5 |
| Humphries, Isaac | 2 | 3 | 1.5 |
| Monk, Malik | 2 | 2 | 1.0 |
| Hawkins, Dominique | 2 | 2 | 1.0 |
| Gabriel, Wenyen | 2 | 2 | 1.0 |

| Blocked Shots | G | No. | Blk/G |
|----------------------|---|-----|-------|
| Willis, Derek | 2 | 4 | 2.0 |
| Humphries, Isaac | 2 | 3 | 1.5 |
| Adebayo, Edrice | 2 | 3 | 1.5 |
| Killeya-Jones, Sacha | 2 | 2 | 1.0 |
| Monk, Malik | 2 | 2 | 1.0 |

| Minutes | G | No. | Min/G |
|-----------------|---|-----|-------|
| Fox, De'Aaron | 2 | 63 | 31.5 |
| Briscoe, Isaiah | 2 | 63 | 31.5 |
| Monk, Malik | 2 | 52 | 26.0 |
| Willis, Derek | 2 | 47 | 23.5 |
| Adebayo, Edrice | 2 | 42 | 21.0 |

| Turnovers | G | No. | TO/G |
|----------------------|---|-----|------|
| Fox, De'Aaron | 2 | 5 | 2.5 |
| Briscoe, Isaiah | 2 | 5 | 2.5 |
| Monk, Malik | 2 | 4 | 2.0 |
| Killeya-Jones, Sacha | 2 | 2 | 1.0 |
| Humphries, Isaac | 2 | 2 | 1.0 |



2016-17 Kentucky Men's Basketball
Kentucky Overall/Conference Statistics (as of Nov 13, 2016)
All games



| SUMMARY | Overall Statistics | | | | | | | | | | Conference Statistics | | | | | | | | | |
|----------------------|--------------------|-------|------|------|-------|------|------|-----|-----|-------|-----------------------|-------|------|------|------|-----|-----|-----|-----|-------|
| | gp-gs | min/g | fg% | 3fg% | ft% | r/g | a/g | stl | blk | pts/g | gp-gs | min/g | fg% | 3fg% | ft% | r/g | a/g | stl | blk | pts/g |
| Briscoe, Isaiah | 2-2 | 31.5 | .625 | .333 | .636 | 3.0 | 1.5 | 1 | 1 | 19.0 | | | | | | | | | | |
| Fox, De'Aaron | 2-2 | 31.5 | .409 | .000 | 1.000 | 4.0 | 7.5 | 3 | 0 | 16.5 | | | | | | | | | | |
| Monk, Malik | 2-2 | 26.0 | .360 | .250 | 1.000 | 2.0 | 1.5 | 2 | 2 | 13.0 | | | | | | | | | | |
| Adebayo, Edrice | 2-2 | 21.0 | .400 | .000 | .550 | 6.0 | 1.5 | 1 | 3 | 9.5 | | | | | | | | | | |
| Willis, Derek | 2-2 | 23.5 | .667 | .250 | 1.000 | 3.5 | 1.0 | 1 | 4 | 8.5 | | | | | | | | | | |
| Humphries, Isaac | 2-0 | 13.0 | .583 | .000 | .500 | 6.0 | 0.5 | 3 | 3 | 7.5 | | | | | | | | | | |
| Gabriel, Wenyen | 2-0 | 17.5 | .600 | .250 | .000 | 2.5 | 0.0 | 2 | 0 | 6.5 | | | | | | | | | | |
| Mulder, Mychal | 2-0 | 5.0 | .667 | .600 | .000 | 0.0 | 0.0 | 1 | 0 | 5.5 | | | | | | | | | | |
| Hawkins, Dominique | 2-0 | 16.0 | .333 | .000 | .500 | 0.5 | 2.0 | 2 | 0 | 1.5 | | | | | | | | | | |
| Killeya-Jones, Sacha | 2-0 | 8.0 | .500 | .000 | .250 | 3.5 | 0.0 | 0 | 2 | 1.5 | | | | | | | | | | |
| Calipari, Brad | 2-0 | 2.5 | .000 | .000 | .667 | 0.0 | 0.0 | 0 | 0 | 1.0 | | | | | | | | | | |
| David, Jonny | 1-0 | 2.0 | .000 | .000 | .000 | 0.0 | 0.0 | 0 | 0 | 0.0 | | | | | | | | | | |
| Pulliam, Dillon | 1-0 | 2.0 | .000 | .000 | .000 | 0.0 | 0.0 | 0 | 0 | 0.0 | | | | | | | | | | |
| Wynyard, Tai | 2-0 | 2.5 | .000 | .000 | .000 | 0.5 | 0.0 | 0 | 0 | 0.0 | | | | | | | | | | |
| Totals | 2 | | .504 | .265 | .681 | 33.5 | 15.5 | 16 | 15 | 90.0 | 0 | | .000 | .000 | .000 | 0.0 | 0.0 | 0 | 0 | 0.0 |
| Opponent | 2 | | .430 | .225 | .667 | 36.0 | 10.5 | 14 | 6 | 66.5 | 0 | | .000 | .000 | .000 | 0.0 | 0.0 | 0 | 0 | 0.0 |

| SCORING | Overall Statistics | | | | | | | | Conference Statistics | | | | | | | |
|----------------------|--------------------|------|---------|------|--------|-------|-----|-------|-----------------------|------|---------|------|--------|------|-----|-------|
| | fg-fga | fg% | 3fg-fga | 3fg% | ft-fta | ft% | pts | pts/g | fg-fga | fg% | 3fg-fga | 3fg% | ft-fta | ft% | pts | pts/g |
| Briscoe, Isaiah | 15-24 | .625 | 1-3 | .333 | 7-11 | .636 | 38 | 19.0 | | | | | | | | |
| Fox, De'Aaron | 9-22 | .409 | 0-5 | .000 | 15-15 | 1.000 | 33 | 16.5 | | | | | | | | |
| Monk, Malik | 9-25 | .360 | 3-12 | .250 | 5-5 | 1.000 | 26 | 13.0 | | | | | | | | |
| Adebayo, Edrice | 4-10 | .400 | 0-0 | .000 | 11-20 | .550 | 19 | 9.5 | | | | | | | | |
| Willis, Derek | 6-9 | .667 | 1-4 | .250 | 4-4 | 1.000 | 17 | 8.5 | | | | | | | | |
| Humphries, Isaac | 7-12 | .583 | 0-0 | .000 | 1-2 | .500 | 15 | 7.5 | | | | | | | | |
| Gabriel, Wenyen | 6-10 | .600 | 1-4 | .250 | 0-1 | .000 | 13 | 6.5 | | | | | | | | |
| Mulder, Mychal | 4-6 | .667 | 3-5 | .600 | 0-0 | .000 | 11 | 5.5 | | | | | | | | |
| Hawkins, Dominique | 1-3 | .333 | 0-1 | .000 | 1-2 | .500 | 3 | 1.5 | | | | | | | | |
| Killeya-Jones, Sacha | 1-2 | .500 | 0-0 | .000 | 1-4 | .250 | 3 | 1.5 | | | | | | | | |
| Calipari, Brad | 0-0 | .000 | 0-0 | .000 | 2-3 | .667 | 2 | 1.0 | | | | | | | | |
| David, Jonny | 0-0 | .000 | 0-0 | .000 | 0-2 | .000 | 0 | 0.0 | | | | | | | | |
| Pulliam, Dillon | 0-0 | .000 | 0-0 | .000 | 0-0 | .000 | 0 | 0.0 | | | | | | | | |
| Wynyard, Tai | 0-0 | .000 | 0-0 | .000 | 0-0 | .000 | 0 | 0.0 | | | | | | | | |
| Totals | 62-123 | .504 | 9-34 | .265 | 47-69 | .681 | 180 | 90.0 | 0-0 | .000 | 0-0 | .000 | 0-0 | .000 | 0 | 0.0 |
| Opponent | 49-114 | .430 | 9-40 | .225 | 26-39 | .667 | 133 | 66.5 | 0-0 | .000 | 0-0 | .000 | 0-0 | .000 | 0 | 0.0 |

| TOTALS | Overall Statistics | | | | | | | | | | Conference Statistics | | | | | | | | | |
|----------------------|--------------------|-------|-------|----|----|----|----|------|----|-----|-----------------------|-------|-------|----|----|---|----|------|----|-----|
| | o-reb | d-reb | total | pf | fo | a | to | a/to | hi | pts | o-reb | d-reb | total | pf | fo | a | to | a/to | hi | pts |
| Briscoe, Isaiah | 0 | 6 | 6 | 5 | 0 | 3 | 5 | 0.6 | 21 | | | | | | | | | | | |
| Fox, De'Aaron | 3 | 5 | 8 | 4 | 0 | 15 | 5 | 3.0 | 21 | | | | | | | | | | | |
| Monk, Malik | 1 | 3 | 4 | 5 | 0 | 3 | 4 | 0.8 | 16 | | | | | | | | | | | |
| Adebayo, Edrice | 7 | 5 | 12 | 6 | 0 | 3 | 1 | 3.0 | 14 | | | | | | | | | | | |
| Willis, Derek | 1 | 6 | 7 | 1 | 0 | 2 | 1 | 2.0 | 15 | | | | | | | | | | | |
| Humphries, Isaac | 7 | 5 | 12 | 3 | 0 | 1 | 2 | 0.5 | 9 | | | | | | | | | | | |
| Gabriel, Wenyen | 2 | 3 | 5 | 5 | 0 | 0 | 0 | 0.0 | 10 | | | | | | | | | | | |
| Mulder, Mychal | 0 | 0 | 0 | 2 | 0 | 0 | 0 | 0.0 | 8 | | | | | | | | | | | |
| Hawkins, Dominique | 1 | 0 | 1 | 5 | 0 | 4 | 1 | 4.0 | 2 | | | | | | | | | | | |
| Killeya-Jones, Sacha | 2 | 5 | 7 | 1 | 0 | 0 | 2 | 0.0 | 3 | | | | | | | | | | | |
| Calipari, Brad | 0 | 0 | 0 | 0 | 0 | 0 | 1 | 0.0 | 2 | | | | | | | | | | | |
| David, Jonny | 0 | 0 | 0 | 0 | 0 | 0 | 0 | 0.0 | 0 | | | | | | | | | | | |
| Pulliam, Dillon | 0 | 0 | 0 | 0 | 0 | 0 | 0 | 0.0 | 0 | | | | | | | | | | | |
| Wynyard, Tai | 0 | 1 | 1 | 1 | 0 | 0 | 1 | 0.0 | 0 | | | | | | | | | | | |
| Totals | 26 | 41 | 67 | 38 | 0 | 31 | 23 | 1.3 | 93 | 0 | 0 | 0 | 0 | 0 | 0 | 0 | 0 | 0.0 | 0 | 0 |
| Opponent | 28 | 44 | 72 | 62 | - | 21 | 46 | 0.5 | 69 | 0 | 0 | 0 | 0 | - | 0 | 0 | 0 | 0.0 | 0 | 0 |



2016-17 Kentucky Men's Basketball
Kentucky Team Game-by-Game (as of Nov 13, 2016)
All games



TEAM STATISTICS

| Opponent | Date | Score | | Total | | 3-Pointers | | Free throws | | Rebounds | | | | pf | a | t/o | blk | stl | pts | avg |
|-------------------|----------|-------|---|--------|------|------------|------|-------------|------|----------|-----|-----|------|----|----|-----|-----|-----|-----|------|
| | | | | fg-fga | pct | 3fg-fga | pct | ft-fia | pct | off | def | tot | avg | | | | | | | |
| STEPHEN F. AUSTIN | 11-11-16 | 87-64 | W | 31-62 | .500 | 5-18 | .278 | 20-30 | .667 | 11 | 17 | 28 | 28.0 | 19 | 21 | 13 | 8 | 12 | 87 | 87.0 |
| CANISIUS | 11-13-16 | 93-69 | W | 31-61 | .508 | 4-16 | .250 | 27-39 | .692 | 15 | 24 | 39 | 33.5 | 19 | 10 | 10 | 7 | 4 | 93 | 90.0 |
| Kentucky | | 180 | | 62-123 | .504 | 9-34 | .265 | 47-69 | .681 | 26 | 41 | 67 | 33.5 | 38 | 31 | 23 | 15 | 16 | 180 | 90.0 |
| Opponents | | 133 | | 49-114 | .430 | 9-40 | .225 | 26-39 | .667 | 28 | 44 | 72 | 36.0 | 62 | 21 | 46 | 6 | 14 | 133 | 66.5 |

Games played: 2
Points/game: 90.0
FG Pct: 50.4
3FG Pct: 26.5
FT Pct: 68.1

Rebounds/game: 33.5
Assists/game: 15.5
Turnovers/game: 11.5
Assist/turnover ratio: 1.3
Steals/game: 8.0
Blocks/game: 7.5



2016-17 Kentucky Men's Basketball
Kentucky Opponent Game-by-Game (as of Nov 13, 2016)
All games



OPPONENT STATISTICS

| Opponent | Date | Score | | Total | | 3-Pointers | | Free throws | | Rebounds | | | | | | | | | | |
|-------------------|----------|-------|---|--------|------|------------|------|-------------|------|----------|-----|-----|------|----|----|-----|-----|-----|-----|------|
| | | | | fg-fga | pct | 3fg-fga | pct | ft-fia | pct | off | def | tot | avg | pf | a | t/o | blk | stl | pts | avg |
| STEPHEN F. AUSTIN | 11-11-16 | 87-64 | W | 23-52 | .442 | 5-19 | .263 | 13-19 | .684 | 14 | 22 | 36 | 36.0 | 32 | 10 | 28 | 5 | 6 | 64 | 64.0 |
| CANISIUS | 11-13-16 | 93-69 | W | 26-62 | .419 | 4-21 | .190 | 13-20 | .650 | 14 | 22 | 36 | 36.0 | 30 | 11 | 18 | 1 | 8 | 69 | 66.5 |
| Opponents | | 133 | | 49-114 | .430 | 9-40 | .225 | 26-39 | .667 | 28 | 44 | 72 | 36.0 | 62 | 21 | 46 | 6 | 14 | 133 | 66.5 |
| Kentucky | | 180 | | 62-123 | .504 | 9-34 | .265 | 47-69 | .681 | 26 | 41 | 67 | 33.5 | 38 | 31 | 23 | 15 | 16 | 180 | 90.0 |

Games played: 2
Points/game: 66.5
FG Pct: 43.0
3FG Pct: 22.5
FT Pct: 66.7

Rebounds/game: 36.0
Assists/game: 10.5
Turnovers/game: 23.0
Assist/turnover ratio: 0.5
Steals/game: 7.0
Blocks/game: 3.0



2016-17 Kentucky Men's Basketball
Kentucky Points-Rebounds-Assists (as of Nov 13, 2016)
All games



| Opponent | Date | Score | | 00 FOX,DE'AAR | 01 KILLEA-JO | 03 ADEBAYO,ED | 05 MONK,MALIK | 10 DAVID,JONN | 11 MULDER,MYC | 13 BRISCOE,IS |
|-------------------|----------|-------|---|------------------|-----------------|------------------|------------------|------------------|------------------|------------------|
| STEPHEN F. AUSTIN | 11-11-16 | 87-64 | w | 12-4-12 | 0-3-0 | 5-1-1 | 10-0-1 | DNP | 8-0-0 | 17-1-1 |
| CANISIUS | 11-13-16 | 93-69 | w | 21-4-3 | 3-4-0 | 14-11-2 | 16-4-2 | 0-0-0 | 3-0-0 | 21-5-2 |

| Opponent | Date | Score | | 14 WYNARD,TA | 15 HUMPHRIES, | 20 CALIPARI,B | 25 HAWKINS,DO | 30 PULLIAM,DI | 32 GABRIEL,WE | 35 WILLIS,DER |
|-------------------|----------|-------|---|-----------------|------------------|------------------|------------------|------------------|------------------|------------------|
| STEPHEN F. AUSTIN | 11-11-16 | 87-64 | w | 0-0-0 | 9-8-1 | 0-0-0 | 1-0-3 | DNP | 10-2-0 | 15-5-2 |
| CANISIUS | 11-13-16 | 93-69 | w | 0-1-0 | 6-4-0 | 2-0-0 | 2-1-1 | 0-0-0 | 3-3-0 | 2-2-0 |



2016-17 Kentucky Men's Basketball
Kentucky Game-by-Game Highs (as of Nov 13, 2016)
All games



| Opponent | Date | Score | Points | Rebounds | Assists | Steals | Blocked shots |
|-------------------|----------|-------|-------------------------------------|--------------------|------------------|-------------------------------------|-------------------------------------|
| STEPHEN F. AUSTIN | 11-11-16 | 87-64 | 17-Briscoe, Isaiah | 8-Humphries, Isaac | 12-Fox, De'Aaron | 3-Humphries, Isaac Fox, De'Aaron | 3-Willis, Derek Humphries, Isaac |
| CANISIUS | 11-13-16 | 93-69 | 21-Briscoe, Isaiah Fox, De'Aaron | 11-Adebayo, Edrice | 3-Fox, De'Aaron | 2-Hawkins, Dominiqu | 3-Adebayo, Edrice |



2016-17 Kentucky Men's Basketball
Kentucky Team High/Low Analysis (as of Nov 13, 2016)
All games



Kentucky - TEAM GAME HIGHS

| | | |
|-----------------------|--------------|------------------------------|
| POINTS | 93 | CANISIUS (11-13-16) |
| | 87 | STEPHEN F. AUSTIN (11-11-16) |
| FIELD GOALS MADE | 31 | CANISIUS (11-13-16) |
| | 31 | STEPHEN F. AUSTIN (11-11-16) |
| FIELD GOAL ATTEMPTS | 62 | STEPHEN F. AUSTIN (11-11-16) |
| | 61 | CANISIUS (11-13-16) |
| FIELD GOAL PERCENTAGE | .508 (31-61) | CANISIUS (11-13-16) |
| | .500 (31-62) | STEPHEN F. AUSTIN (11-11-16) |
| 3 PT FIELD GOALS MADE | 5 | STEPHEN F. AUSTIN (11-11-16) |
| | 4 | CANISIUS (11-13-16) |
| 3 PT FG ATTEMPTS | 18 | STEPHEN F. AUSTIN (11-11-16) |
| | 16 | CANISIUS (11-13-16) |
| 3 PT FG PERCENTAGE | .278 (5-18) | STEPHEN F. AUSTIN (11-11-16) |
| | .250 (4-16) | CANISIUS (11-13-16) |
| FREE THROWS MADE | 27 | CANISIUS (11-13-16) |
| | 20 | STEPHEN F. AUSTIN (11-11-16) |
| FREE THROW ATTEMPTS | 39 | CANISIUS (11-13-16) |
| | 30 | STEPHEN F. AUSTIN (11-11-16) |
| FREE THROW PERCENTAGE | .692 (27-39) | CANISIUS (11-13-16) |
| | .667 (20-30) | STEPHEN F. AUSTIN (11-11-16) |
| REBOUNDS | 39 | CANISIUS (11-13-16) |
| | 28 | STEPHEN F. AUSTIN (11-11-16) |
| ASSISTS | 21 | STEPHEN F. AUSTIN (11-11-16) |
| | 10 | CANISIUS (11-13-16) |
| STEALS | 12 | STEPHEN F. AUSTIN (11-11-16) |
| | 4 | CANISIUS (11-13-16) |
| BLOCKED SHOTS | 8 | STEPHEN F. AUSTIN (11-11-16) |
| | 7 | CANISIUS (11-13-16) |
| TURNOVERS | 13 | STEPHEN F. AUSTIN (11-11-16) |
| | 10 | CANISIUS (11-13-16) |
| FOULS | 19 | CANISIUS (11-13-16) |
| | 19 | STEPHEN F. AUSTIN (11-11-16) |



2016-17 Kentucky Men's Basketball
Kentucky High/Low Analysis (as of Nov 13, 2016)
All games



Opponent - GAME HIGHS

| | | |
|-----------------------|--------------|------------------------------|
| POINTS | 69 | CANISIUS (11-13-16) |
| | 64 | STEPHEN F. AUSTIN (11-11-16) |
| FIELD GOALS MADE | 26 | CANISIUS (11-13-16) |
| | 23 | STEPHEN F. AUSTIN (11-11-16) |
| FIELD GOAL ATTEMPTS | 62 | CANISIUS (11-13-16) |
| | 52 | STEPHEN F. AUSTIN (11-11-16) |
| FIELD GOAL PERCENTAGE | .442 (23-52) | STEPHEN F. AUSTIN (11-11-16) |
| | .419 (26-62) | CANISIUS (11-13-16) |
| 3 PT FIELD GOALS MADE | 5 | STEPHEN F. AUSTIN (11-11-16) |
| | 4 | CANISIUS (11-13-16) |
| 3 PT FG ATTEMPTS | 21 | CANISIUS (11-13-16) |
| | 19 | STEPHEN F. AUSTIN (11-11-16) |
| 3 PT FG PERCENTAGE | .263 (5-19) | STEPHEN F. AUSTIN (11-11-16) |
| | .190 (4-21) | CANISIUS (11-13-16) |
| FREE THROWS MADE | 13 | CANISIUS (11-13-16) |
| | 13 | STEPHEN F. AUSTIN (11-11-16) |
| FREE THROW ATTEMPTS | 20 | CANISIUS (11-13-16) |
| | 19 | STEPHEN F. AUSTIN (11-11-16) |
| FREE THROW PERCENTAGE | .684 (13-19) | STEPHEN F. AUSTIN (11-11-16) |
| | .650 (13-20) | CANISIUS (11-13-16) |
| REBOUNDS | 36 | CANISIUS (11-13-16) |
| | 36 | STEPHEN F. AUSTIN (11-11-16) |
| ASSISTS | 11 | CANISIUS (11-13-16) |
| | 10 | STEPHEN F. AUSTIN (11-11-16) |
| STEALS | 8 | CANISIUS (11-13-16) |
| | 6 | STEPHEN F. AUSTIN (11-11-16) |
| BLOCKED SHOTS | 5 | STEPHEN F. AUSTIN (11-11-16) |
| | 1 | CANISIUS (11-13-16) |
| TURNOVERS | 28 | STEPHEN F. AUSTIN (11-11-16) |
| | 18 | CANISIUS (11-13-16) |
| FOULS | 32 | STEPHEN F. AUSTIN (11-11-16) |
| | 30 | CANISIUS (11-13-16) |



2016-17 Kentucky Men's Basketball
Kentucky High/Low Analysis (as of Nov 13, 2016)
All games



Kentucky - GAME LOWS

| | | |
|-----------------------|--------------|------------------------------|
| POINTS | 87 | STEPHEN F. AUSTIN (11-11-16) |
| | 93 | CANISIUS (11-13-16) |
| FIELD GOALS MADE | 31 | STEPHEN F. AUSTIN (11-11-16) |
| | 31 | CANISIUS (11-13-16) |
| FIELD GOAL ATTEMPTS | 61 | CANISIUS (11-13-16) |
| | 62 | STEPHEN F. AUSTIN (11-11-16) |
| FIELD GOAL PERCENTAGE | .500 (31-62) | STEPHEN F. AUSTIN (11-11-16) |
| | .508 (31-61) | CANISIUS (11-13-16) |
| 3 PT FIELD GOALS MADE | 4 | CANISIUS (11-13-16) |
| | 5 | STEPHEN F. AUSTIN (11-11-16) |
| 3 PT FG ATTEMPTS | 16 | CANISIUS (11-13-16) |
| | 18 | STEPHEN F. AUSTIN (11-11-16) |
| 3 PT FG PERCENTAGE | .250 (4-16) | CANISIUS (11-13-16) |
| | .278 (5-18) | STEPHEN F. AUSTIN (11-11-16) |
| FREE THROWS MADE | 20 | STEPHEN F. AUSTIN (11-11-16) |
| | 27 | CANISIUS (11-13-16) |
| FREE THROW ATTEMPTS | 30 | STEPHEN F. AUSTIN (11-11-16) |
| | 39 | CANISIUS (11-13-16) |
| FREE THROW PERCENTAGE | .667 (20-30) | STEPHEN F. AUSTIN (11-11-16) |
| | .692 (27-39) | CANISIUS (11-13-16) |
| REBOUNDS | 28 | STEPHEN F. AUSTIN (11-11-16) |
| | 39 | CANISIUS (11-13-16) |
| ASSISTS | 10 | CANISIUS (11-13-16) |
| | 21 | STEPHEN F. AUSTIN (11-11-16) |
| STEALS | 4 | CANISIUS (11-13-16) |
| | 12 | STEPHEN F. AUSTIN (11-11-16) |
| BLOCKED SHOTS | 7 | CANISIUS (11-13-16) |
| | 8 | STEPHEN F. AUSTIN (11-11-16) |
| TURNOVERS | 10 | CANISIUS (11-13-16) |
| | 13 | STEPHEN F. AUSTIN (11-11-16) |
| FOULS | 19 | STEPHEN F. AUSTIN (11-11-16) |
| | 19 | CANISIUS (11-13-16) |



2016-17 Kentucky Men's Basketball
Kentucky High/Low Analysis (as of Nov 13, 2016)
All games



Opponent - GAME LOWS

| | | |
|-----------------------|--------------|------------------------------|
| POINTS | 64 | STEPHEN F. AUSTIN (11-11-16) |
| | 69 | CANISIUS (11-13-16) |
| FIELD GOALS MADE | 23 | STEPHEN F. AUSTIN (11-11-16) |
| | 26 | CANISIUS (11-13-16) |
| FIELD GOAL ATTEMPTS | 52 | STEPHEN F. AUSTIN (11-11-16) |
| | 62 | CANISIUS (11-13-16) |
| FIELD GOAL PERCENTAGE | .419 (26-62) | CANISIUS (11-13-16) |
| | .442 (23-52) | STEPHEN F. AUSTIN (11-11-16) |
| 3 PT FIELD GOALS MADE | 4 | CANISIUS (11-13-16) |
| | 5 | STEPHEN F. AUSTIN (11-11-16) |
| 3 PT FG ATTEMPTS | 19 | STEPHEN F. AUSTIN (11-11-16) |
| | 21 | CANISIUS (11-13-16) |
| 3 PT FG PERCENTAGE | .190 (4-21) | CANISIUS (11-13-16) |
| | .263 (5-19) | STEPHEN F. AUSTIN (11-11-16) |
| FREE THROWS MADE | 13 | STEPHEN F. AUSTIN (11-11-16) |
| | 13 | CANISIUS (11-13-16) |
| FREE THROW ATTEMPTS | 19 | STEPHEN F. AUSTIN (11-11-16) |
| | 20 | CANISIUS (11-13-16) |
| FREE THROW PERCENTAGE | .650 (13-20) | CANISIUS (11-13-16) |
| | .684 (13-19) | STEPHEN F. AUSTIN (11-11-16) |
| REBOUNDS | 36 | STEPHEN F. AUSTIN (11-11-16) |
| | 36 | CANISIUS (11-13-16) |
| ASSISTS | 10 | STEPHEN F. AUSTIN (11-11-16) |
| | 11 | CANISIUS (11-13-16) |
| STEALS | 6 | STEPHEN F. AUSTIN (11-11-16) |
| | 8 | CANISIUS (11-13-16) |
| BLOCKED SHOTS | 1 | CANISIUS (11-13-16) |
| | 5 | STEPHEN F. AUSTIN (11-11-16) |
| TURNOVERS | 18 | CANISIUS (11-13-16) |
| | 28 | STEPHEN F. AUSTIN (11-11-16) |
| FOULS | 30 | CANISIUS (11-13-16) |
| | 32 | STEPHEN F. AUSTIN (11-11-16) |



2016-17 Kentucky Men's Basketball
Kentucky Player High/Low Analysis (as of Nov 13, 2016)
All games



Kentucky - INDIVIDUAL GAME HIGHS

| | | | |
|--------------------------|-------|-------|--|
| Points | 21 | | Briscoe, Isaiah vs CANISIUS (11-13-16) |
| | 21 | | Fox, De'Aaron vs CANISIUS (11-13-16) |
| | 17 | | Briscoe, Isaiah vs STEPHEN F. AUSTIN (11-11-16) |
| | 16 | | Monk, Malik vs CANISIUS (11-13-16) |
| | 15 | | Willis, Derek vs STEPHEN F. AUSTIN (11-11-16) |
| Field Goals Made | 9 | | Briscoe, Isaiah vs CANISIUS (11-13-16) |
| | 6 | | Fox, De'Aaron vs CANISIUS (11-13-16) |
| | 6 | | Briscoe, Isaiah vs STEPHEN F. AUSTIN (11-11-16) |
| Field Goal Att. | 14 | | Monk, Malik vs STEPHEN F. AUSTIN (11-11-16) |
| | 13 | | Briscoe, Isaiah vs CANISIUS (11-13-16) |
| | 13 | | Fox, De'Aaron vs CANISIUS (11-13-16) |
| FG Pct (min 5 made) | .833 | (5-6) | Gabriel, Wenyen vs STEPHEN F. AUSTIN (11-11-16) |
| | .714 | (5-7) | Willis, Derek vs STEPHEN F. AUSTIN (11-11-16) |
| 3-Point FG Made | 2 | | Monk, Malik vs CANISIUS (11-13-16) |
| | 2 | | Mulder, Mychal vs STEPHEN F. AUSTIN (11-11-16) |
| 3-Point FG Att. | 6 | | Monk, Malik vs CANISIUS (11-13-16) |
| | 6 | | Monk, Malik vs STEPHEN F. AUSTIN (11-11-16) |
| 3-Pt FG Pct (min 2 made) | .667 | (2-3) | Mulder, Mychal vs STEPHEN F. AUSTIN (11-11-16) |
| | .333 | (2-6) | Monk, Malik vs CANISIUS (11-13-16) |
| Free Throws Made | 9 | | Fox, De'Aaron vs CANISIUS (11-13-16) |
| | 8 | | Adebayo, Edrice vs CANISIUS (11-13-16) |
| Free Throw Att. | 13 | | Adebayo, Edrice vs CANISIUS (11-13-16) |
| | 9 | | Fox, De'Aaron vs CANISIUS (11-13-16) |
| FT Pct (min 3 made) | 1.000 | (9-9) | Fox, De'Aaron vs CANISIUS (11-13-16) |
| | 1.000 | (6-6) | Fox, De'Aaron vs STEPHEN F. AUSTIN (11-11-16) |
| | 1.000 | (4-4) | Monk, Malik vs CANISIUS (11-13-16) |
| | 1.000 | (4-4) | Willis, Derek vs STEPHEN F. AUSTIN (11-11-16) |
| Rebounds | 11 | | Adebayo, Edrice vs CANISIUS (11-13-16) |
| | 8 | | Humphries, Isaac vs STEPHEN F. AUSTIN (11-11-16) |
| Assists | 12 | | Fox, De'Aaron vs STEPHEN F. AUSTIN (11-11-16) |
| | 3 | | Fox, De'Aaron vs CANISIUS (11-13-16) |
| | 3 | | Hawkins, Dominique vs STEPHEN F. AUSTIN (11-11-16) |
| Steals | 3 | | Humphries, Isaac vs STEPHEN F. AUSTIN (11-11-16) |
| | 3 | | Fox, De'Aaron vs STEPHEN F. AUSTIN (11-11-16) |
| Blocked Shots | 3 | | Adebayo, Edrice vs CANISIUS (11-13-16) |
| | 3 | | Willis, Derek vs STEPHEN F. AUSTIN (11-11-16) |
| | 3 | | Humphries, Isaac vs STEPHEN F. AUSTIN (11-11-16) |
| Turnovers | 4 | | Briscoe, Isaiah vs STEPHEN F. AUSTIN (11-11-16) |
| | 3 | | Monk, Malik vs CANISIUS (11-13-16) |
| | 3 | | Fox, De'Aaron vs STEPHEN F. AUSTIN (11-11-16) |
| Fouls | 4 | | Adebayo, Edrice vs STEPHEN F. AUSTIN (11-11-16) |
| | 3 | | Hawkins, Dominique vs CANISIUS (11-13-16) |
| | 3 | | Briscoe, Isaiah vs CANISIUS (11-13-16) |
| | 3 | | Humphries, Isaac vs CANISIUS (11-13-16) |
| | 3 | | Gabriel, Wenyen vs CANISIUS (11-13-16) |
| | 3 | | Fox, De'Aaron vs STEPHEN F. AUSTIN (11-11-16) |
| | 3 | | Monk, Malik vs STEPHEN F. AUSTIN (11-11-16) |
| Minutes | 33 | | Fox, De'Aaron vs CANISIUS (11-13-16) |
| | 32 | | Monk, Malik vs CANISIUS (11-13-16) |
| | 32 | | Briscoe, Isaiah vs CANISIUS (11-13-16) |
| | 31 | | Willis, Derek vs STEPHEN F. AUSTIN (11-11-16) |
| | 31 | | Briscoe, Isaiah vs STEPHEN F. AUSTIN (11-11-16) |



2016-17 Kentucky Men's Basketball
Kentucky Opponent High/Low Analysis (as of Nov 13, 2016)
All games



OPPONENT INDIVIDUAL GAME HIGHS

| | | |
|--------------------------|-------------|---|
| Points | 16 | Robertson, Kassius vs CANISIUS (11-13-16) |
| | 15 | Traylor, Isaiah vs STEPHEN F. AUSTIN (11-11-16) |
| | 13 | Crumpton, Jermaine vs CANISIUS (11-13-16) |
| | 12 | Valenti, Phil vs CANISIUS (11-13-16) |
| | 12 | Gilmore III, Leon vs STEPHEN F. AUSTIN (11-11-16) |
| Field Goals Made | 6 | Valenti, Phil vs CANISIUS (11-13-16) |
| | 6 | Gilmore III, Leon vs STEPHEN F. AUSTIN (11-11-16) |
| Field Goal Att. | 15 | Robertson, Kassius vs CANISIUS (11-13-16) |
| | 12 | Valenti, Phil vs CANISIUS (11-13-16) |
| | 12 | Gilmore III, Leon vs STEPHEN F. AUSTIN (11-11-16) |
| FG Pct (min 5 made) | .500 (6-12) | Valenti, Phil vs CANISIUS (11-13-16) |
| | .500 (6-12) | Gilmore III, Leon vs STEPHEN F. AUSTIN (11-11-16) |
| 3-Point FG Made | 2 | Robertson, Kassius vs CANISIUS (11-13-16) |
| | 2 | Traylor, Isaiah vs STEPHEN F. AUSTIN (11-11-16) |
| 3-Point FG Att. | 10 | Robertson, Kassius vs CANISIUS (11-13-16) |
| | 4 | Reese, Isaiah vs CANISIUS (11-13-16) |
| | 4 | Charles, Ty vs STEPHEN F. AUSTIN (11-11-16) |
| | 4 | Gilmore III, Leon vs STEPHEN F. AUSTIN (11-11-16) |
| | 4 | Traylor, Isaiah vs STEPHEN F. AUSTIN (11-11-16) |
| 3-Pt FG Pct (min 2 made) | .500 (2-4) | Traylor, Isaiah vs STEPHEN F. AUSTIN (11-11-16) |
| | .200 (2-10) | Robertson, Kassius vs CANISIUS (11-13-16) |
| Free Throws Made | 5 | Crumpton, Jermaine vs CANISIUS (11-13-16) |
| | 5 | Traylor, Isaiah vs STEPHEN F. AUSTIN (11-11-16) |
| Free Throw Att. | 7 | Crumpton, Jermaine vs CANISIUS (11-13-16) |
| | 6 | Traylor, Isaiah vs STEPHEN F. AUSTIN (11-11-16) |
| FT Pct (min 3 made) | .833 (5-6) | Traylor, Isaiah vs STEPHEN F. AUSTIN (11-11-16) |
| | .800 (4-5) | Robertson, Kassius vs CANISIUS (11-13-16) |
| Rebounds | 11 | Gilmore III, Leon vs STEPHEN F. AUSTIN (11-11-16) |
| | 7 | Valenti, Phil vs CANISIUS (11-13-16) |
| Assists | 3 | Cameron, Dallas vs STEPHEN F. AUSTIN (11-11-16) |
| | 2 | Douse, Kiefer vs CANISIUS (11-13-16) |
| | 2 | Valenti, Phil vs CANISIUS (11-13-16) |
| | 2 | Robertson, Kassius vs CANISIUS (11-13-16) |
| | 2 | Charles, Ty vs STEPHEN F. AUSTIN (11-11-16) |
| | 2 | Augustin, Aaron vs STEPHEN F. AUSTIN (11-11-16) |
| Steals | 3 | Reese, Isaiah vs CANISIUS (11-13-16) |
| | 2 | Crumpton, Jermaine vs CANISIUS (11-13-16) |
| | 2 | Charles, Ty vs STEPHEN F. AUSTIN (11-11-16) |
| Blocked Shots | 1 | Douse, Kiefer vs CANISIUS (11-13-16) |
| | 1 | Holyfield, TJ vs STEPHEN F. AUSTIN (11-11-16) |
| | 1 | Nieminen, Samuli vs STEPHEN F. AUSTIN (11-11-16) |
| | 1 | Gilmore III, Leon vs STEPHEN F. AUSTIN (11-11-16) |
| | 1 | Bain, Nathan vs STEPHEN F. AUSTIN (11-11-16) |
| | 1 | Traylor, Isaiah vs STEPHEN F. AUSTIN (11-11-16) |
| Turnovers | 7 | Charles, Ty vs STEPHEN F. AUSTIN (11-11-16) |
| | 6 | Valenti, Phil vs CANISIUS (11-13-16) |
| Fouls | 5 | Huntley, Josh vs STEPHEN F. AUSTIN (11-11-16) |
| | 5 | Holyfield, TJ vs STEPHEN F. AUSTIN (11-11-16) |



2016-17 Kentucky Men's Basketball
Kentucky Team Game-by-Game Comparison (as of Nov 13, 2016)
All games



| Opponent | 1st | 2nd | Score | Mar | Total FG | FG Pct | 3-Pointers | 3FG Pct | Free Throws | FT Pct | Rebounds | Assist | T/Over | Block | Steal | Fouls |
|-------------------|-------|-------|-------|-----|-------------|-----------|------------|-----------|-------------|-----------|-----------|--------|--------|-------|-------|-------|
| STEPHEN F. AUSTIN | 48/32 | 39/32 | 87-64 | +23 | 31-62/23-52 | .500/.442 | 5-18/5-19 | .278/.263 | 20-30/13-19 | .667/.684 | 28/36 (8) | 21/10 | 13/28 | 8/5 | 12/6 | 19/32 |
| CANISIUS | 44/35 | 49/34 | 93-69 | +24 | 31-61/26-62 | .508/.419 | 4-16/4-21 | .250/.190 | 27-39/13-20 | .692/.650 | 39/36 +3 | 10/11 | 10/18 | 7/1 | 4/8 | 19/30 |

Note: Game totals are displayed in the format TEAM/OPPONENT for each category