



# KENTUCKY

## 2016 FOOTBALL GAME NOTES

GAME 9



VS.



### THE GEORGIA GAME

#### KENTUCKY (5-3, 4-2 SEC)

9/3	vs. Southern Miss [ESPNU]	L, 35-44
9/10	at Florida* [CBS]	L, 7-45
9/17	vs. New Mexico St. [SECNA]	W, 62-42
9/24	vs. South Carolina* [SECN]	W, 17-10
10/1	at Alabama* [ESPN]	L, 6-34
10/8	vs. Vanderbilt* [SECN]	W, 20-13
10/22	vs. Mississippi State* [SECN]	W, 40-38
10/29	at Missouri* [SECN]	W, 35-21
11/5	vs. Georgia* [SECN]	7:30 p.m.
11/12	at Tennessee*	TBD
11/19	vs. Austin Peay	TBD
11/26	at Louisville	TBD

All times ET; \* SEC game

#### GEORGIA (4-4, 2-4 SEC)

9/3	vs. North Carolina	W, 33-24
9/10	vs. Nicholls	W, 26-24
9/17	at Missouri*	W, 28-27
9/24	at Ole Miss*	L, 14-45
10/1	vs. Tennessee*	L, 31-34
10/9	at South Carolina*	W, 28-14
10/15	vs. Vanderbilt*	L, 16-17
10/29	vs. Florida*	L, 10-24
11/5	at Kentucky* [SECN]	7:30 p.m.
11/12	vs. Auburn*	TBD
11/19	vs. Louisiana-Lafayette*	TBD
11/26	vs. Georgia Tech*	TBD

All times ET; \* SEC game

### ABOUT THE GAME

#### TV • SEC NETWORK

Play-by-Play	Brent Musburger
Analyst	Jesse Palmer
Sideline	Kaylee Hartung

#### RADIO • UK SPORTS NETWORK

Play-by-Play	Tom Leach
Analyst	Jeff Piecoro
Sideline	Dick Gabriel

#### SATELLITE RADIO

Channel 190 - XM Channel 83 - Sirius

#### INTERNET RADIO • [www.UKathletics.com](http://www.UKathletics.com)

Live Audio - free; Live Stats

TICKETS • [ukathletics.com](http://ukathletics.com)

HASHTAG • #UGAvsUK

**SATURDAY, NOV. 5 • 7:30 EDT • SEC NETWORK**  
**LEXINGTON, KY. • COMMONWEALTH STADIUM (61,000)**

### UK HAS SIGHTS SET ON BOWL ELIGIBILITY

Riding a three-game winning streak and having won five of its last six games with the only loss coming at No. 1 Alabama, Kentucky sits just one victory from being bowl eligible for the first time since 2010 as Georgia comes to town.

The Wildcats pushed their SEC record to 4-2 with a win at Missouri last weekend and can reach five league wins for the first time since the 1977 team finished a perfect 6-0 in the SEC.

Offensively, Kentucky continues to run the football effectively, averaging 219.5 rushing yards per game on the season and 299.0 per game during its current three-game winning streak. The Cats' three-headed monster at running back of Boom Williams, Jojo Kemp and Benny Snell Jr. has provided fresh legs and versatility at the position.

Defensively, UK has made major strides since the first three games of the season, led by star linebacker Jordan Jones.

### GAME CENTER - #UGAvsUK

KENTUCKY WILDCATS		GEORGIA BULLDOGS	
Record:	5-3, 4-2 SEC	Record:	4-4, 2-4 SEC
Ranking:	Not ranked	Ranking:	Not ranked
Coach:	Mark Stoops (Iowa, '89)	Coach:	Kirby Smart (Georgia, '98)
Record:	17-27 (Fourth season)	Record:	4-4 (1st season)
at UK:	17-27 (Fourth season)	at UGA:	4-4 (1st season)
vs. UGA:	0-3	vs. UK:	0-0
Last Game:	W, 35-21 at Missouri (10/29)	Last Game:	L, 10-24 vs. Florida (10/29)
Series:	Georgia leads 55-12-2	Last Meeting: Georgia won 27-3 in Athens, 11/7/15	
In Lexington:	Georgia leads 26-7		

### QUICK NOTES

- Kentucky is looking to earn its fifth SEC victory for the first time since 1977 under Fran Curci and first four-game league winning streak since that same season when the Wildcats finished a perfect 6-0 in conference play.
- Kentucky has now won three straight SEC games, the longest conference winning streak since also winning three in 2006 and 1999.
- Kentucky is 4-2 in SEC play for the first time since 1993.
- This marks the first time UK has had four wins in league play since 2006 and just the second time since 1999.
- This is the first time that UK has three wins over SEC Eastern Division opponents since the league split into divisional play in 1992.
- The 35 points UK scored in last week's win over Missouri are the most points scored in an SEC road game since Oct. 2, 2010 at Ole Miss and the most scored in an SEC road win since Sep. 22, 2007 at Arkansas (42).
- The 14-point margin of victory over the Tigers is the largest in an SEC road game since Nov. 2, 2002 at Mississippi State (21 points).
- Sophomore defensive tackle Adrian Middleton and freshman running back Benny Snell Jr. were named SEC Defensive Lineman of the Week and Freshman of the Week, respectively, for their impressive play in the Wildcats' 35-21 victory at Missouri.
- During its three-game winning streak the Cats have averaged 299.0 rushing yards per game. In winning five of their past six games the Cats have churned out 261.0 rushing yards per game with five of those performances totaling at least 216 yards on the ground.
- Against Missouri, Kentucky had 377 rushing yards, the most against an SEC opponent since rushing for 409 vs. Vanderbilt on Nov. 7, 1953.
- With his two scores against Mizzou, Benny Snell Jr. broke the school record for most rushing touchdowns by a freshman with eight.
- Snell's 192 yards rushing against Mizzou set the school record for most rushing yards by a freshman in a single game. The previous high was Derick Logan's 186 yards against Mississippi State on Nov. 9, 1996.
- Junior running back Stanley "Boom" Williams has continued to show his brilliance as a rusher this season. Williams ranks third in the SEC with 102.6 rushing yards per game.

-continued on page 3-

Monday - 31	Tuesday - 1	Wednesday - 2	Thursday - 3	Friday - 4	Saturday - 5	Sunday - 6
Weekly news conference/luncheon. Lunch 11:15 a.m.; Stoops at Noon	Interview request deadline 5:45 p.m. offensive players/ coaches	Interview request deadline 5:30, defensive players/coaches Stoops on SEC Teleconference - 12:40 p.m. ET	Coach Stoops post practice - Approx. 5:30 p.m. ET	No availability	Georgia at UK Lexington, Ky. Commonwealth Stadium 7:30 ET SEC Network	No availability

#### QUICK FACTS

Location: Lexington, Ky.  
Founded: 1865  
Enrollment: 30,000  
Nickname: Wildcats  
Colors: Blue (PMS 286) and White  
Conference: Southeastern (Eastern Division)  
Stadium: Commonwealth Stadium (61,000)  
President: Dr. Eli Capilouto  
Athletics Director: Mitch Barnhart  
Faculty Representative: Joseph L. Fink III

#### COACHING STAFF

##### Assistant Coaches:

**Jimmy Brumbaugh**, defensive line  
**Steve Clinkscale**, defensive backs  
**D.J. Eliot**, defensive coordinator,  
outside linebackers  
**Eddie Gran**, assistant head coach offense/RBs  
**Darin Hinshaw**, co-offensive coordinator/QBs  
**Matt House**, inside linebackers/  
special teams coord.  
**Vince Marrow**, tight ends, recruiting coord.  
**John Schlarman**, offensive line  
**Lamar Thomas**, wide receivers

##### Graduate Assistant Coaches:

**Jonathan Cooley**, graduate assistant/defense  
**Michael Colosimo**, graduate assistant/offense  
**Mark Pelini**, graduate assistant/offense  
**Dillon Sanders**, graduate assistant/defense

##### Quality Control:

**Brian Landis**, quality control  
**Tommy Mangino**, quality control  
**Louie Matsakis**, quality control

#### MEDIA RELATIONS STAFF DIRECTORY

##### Assistant AD/Media Relations/Mark Stoops contact

**Tony Neely** - 859-257-3838  
tneely@uky.edu

##### Associate Media Relations Director/

**Football Contact /Players/Assistant Coaches**  
**Susan Lax** - 859-608-5019 (cell)  
slax0@uky.edu

##### Assistant Media Relations Director/

**Secondary Football Contact**  
**Matt May** - 859-257-8504  
matt.may@uky.edu

##### Senior Assistant Media Relations Director

**Credentials and Press Box Coordinator**  
**Evan Crane** - 859-257-8431  
wesley.crane@uky.edu

##### Assoc. Media Relations Director

**Eric Lindsey** - 859-257-8429  
eric.lindsey@uky.edu

##### Senior Assistant Media Relations Director

**Deb Moore** - 859-257-8506  
deb.moore@email.uky.edu

##### Assistant Media Relations Director

**Jake Most** - 859-257-3838  
jake.most@email.uky.edu

##### Assistant Media Relations Director

**Chris Shoals** - 859-257-3652  
christopher.shoals@email.uky.edu

##### Office Coordinator

**Stephanie Guy** - 859-257-3838  
stephanie.guy@uky.edu

## MEDIA INFORMATION

### UK WEBSITE -- UKATHLETICS.COM

Visit the official University of Kentucky Athletics web site at UKathletics.com. The official Southeastern Conference web site is secsports.com.

### UK MEDIA CONFERENCE

Every Monday - excluding bye weeks - head coach Mark Stoops will host a news conference/luncheon in the CWS Media Room inside Gate 1. Lunch will be served at 11:15 a.m. in the recruiting room by Gate 14 with Coach Stoops talking at Noon in the media room. The news conference is streamed live on UKathletics.com and a written transcript will be emailed on Monday afternoon.

Kentucky game notes and an updated depth chart will released at approximately 11 a.m. ET on Monday.

### UK NEWS CONFERENCE VIDEO

The Mark Stoops news conferences held on Mondays during the season will be available to the media for video download through XOS Video. E-mail Susan Lax for access information.

### THE MARK STOOPS CALL-IN SHOW

The Mark Stoops Call-In Show with live stream presented by Paul Miller Ford airs Monday nights at 6 p.m. ET with host Tom Leach, UK football and men's basketball play-by-play man. The show is broadcast in Lexington on WLAP-630, online at UKathletics.com and the UK Radio Network affiliates.

### SEC HEAD COACHES' TELECONFERENCE

The SEC head coaches' teleconference is on Wednesdays from 11 a.m. to 1 p.m. ET. Coach Mark Stoops' time slot is 12:40 p.m. ET. The call-in number is 877-381-5694. A passcode will be issued each week by the SEC office.

### INTERVIEWS WITH STUDENT-ATHLETES/ASSISTANT COACHES

Interviews will be conducted at the new Football Training Center or by telephone at the conclusion of each practice on Tuesdays (offense) and Wednesdays (defense/special teams). Contact Susan Lax for assistance.

### UK ATHLETICS' FOOTBALL GAMEDAY SITE

UKathletics.com features an interactive, informative Football Gameday site designed to answer questions for fans that plan on attending the 2016 home games.

The site is broken down into eight categories: Shuttle Info, Directions and Traffic, Parking, Maps, RV Information, Commonwealth Stadium A-Z, About Lexington and Traditions. Should you have additional questions or concerns regarding your Gameday experience, please submit an email to UKGameday@uky.edu.

### CREDENTIAL REQUESTS

Media credentials for the 2016 University of Kentucky football home schedule should be requested online at [www.sportssystem.com/kentucky](http://www.sportssystem.com/kentucky).

Credentials should be requested by the sports editor/director of the media entity. All of the credential requests from a media outlet should go on one credential form. If you have any questions, please contact Evan Crane at 859-257-3838.

Credentials for away games should be requested through the home team media relations director.

## FOLLOW KENTUCKY FOOTBALL ON SOCIAL MEDIA



@UKFootball

@UKCoachStoops

@UKStoopsTroops

@CoachMHouse

@CoachEliot

@LamarCoachT

@CoachBrumbaugh

@CoachHinshaw

@vincemarrow

@CoachSchlarman

@CoachGran

@coachclink



Kentucky Football

Kentucky Wildcats



UKFootball

UKStoopsTroops

## GAME NOTES VS. GEORGIA | SATURDAY, NOV. 5

- Boom now has 2,162 career rushing yards, seventh on Kentucky's career rushing list.
- Both Benny Snell, Jr. and Stanley "Boom" Williams have three 100-yard rushing games so far this season. This is just the second time in school history Kentucky has had two players each have at least three 100-yard rushing games in the same season (Sonny Collins and Mike Fanuzzi, 1974).
- Sophomore linebacker Jordan Jones has been a menace to opposing offenses, registering 71 tackles to rank third among all SEC defenders in tackles per game with 8.9.
- Jones is fifth in the nation in solo tackles and 39th in total tackles per game. He also has a team-high eight quarterback hurries.
- By virtue of winning each of their first three SEC home games, the Cats accomplished something they had not done since 1990.

### THE KILLER B'S

- The Wildcats' offense has taken off in the past two weeks in large part thanks to the three-headed monster of running backs Boom Williams and Benny Snell Jr. and wide receiver Jeff Badet.
- The trio has provided big plays both on the ground and through the air as the Cats have piled up 1,136 yards of total offense (582 vs. Missouri; 554 vs. Mississippi State).
- Snell has rushed 57 times for 320 yards and three scores in the past two games, including a career-long 34-yard jaunt against Mississippi State.
- Williams has used his speed to rush for 281 yards on 33 carries with a 60-yard scoring sprint against Missouri to go with his 13-yard receiving touchdown against the Tigers.
- Badet has rocketed up the Cats' all-time receiving yardage chart with 243 yards and three scores on just 10 catches the past two weeks. His touchdowns have gone for 40, 44 and 65 yards. The junior ranks second nationally in yards per catch at 24.8 per reception.
- Badet's 65-yard touchdown play at Mizzou is UK's longest in an SEC road game since an 80-yarder from Dusty Bonner to Quentin McCord at Vanderbilt in 1999.

### DEFENSE DOES AN ABOUT FACE

- The Kentucky defense has turned its season around after a rough start that saw the Cats on an unflattering pace through the season's first three games. The improvement has been a major reason the Cats have won five of their past six games, with the only loss coming at No. 1 and defending national champion Alabama.

	<u>Opp #s First 3 Games</u>	<u>Opp #s Last 5 Games</u>
Rushing yards/game	243.0	168.6
Passing yards/game	285.0	188.6
Total Offense yards/game	528.0	357.2
Points/game	43.7	23.2
Third Down Conversions	.577	.348

- Three of the touchdowns allowed in the past five games have been returns on the UK offense's turnovers. A fourth came on a one-play, one-yard possession after a punt was returned to the UK 1-yard line.

## SEC STANDINGS

### EASTERN DIVISION

Team	SEC	Pct.	All	Pct.
Florida	4-1	.800	6-1	.857
<b>Kentucky</b>	<b>4-2</b>	<b>.667</b>	<b>5-3</b>	<b>.625</b>
Tennessee	2-3	.400	5-3	.625
Georgia	2-4	.333	4-4	.500
South Carolina	2-4	.333	4-4	.500
Vanderbilt	1-3	.250	4-4	.500
Missouri	0-4	.000	2-6	.250

### WESTERN DIVISION

Team	SEC	Pct.	All	Pct.
Alabama	5-0	1.000	8-0	1.000
Texas A&M	4-1	.800	7-1	.875
Auburn	4-1	.800	6-2	.750
LSU	3-1	.750	5-2	.714
Arkansas	1-3	.250	5-3	.625
Mississippi State	1-3	.250	3-5	.375
Ole Miss	1-4	.200	3-5	.375



## THIS WEEKEND IN THE SEC ...

### Saturday, Nov. 5

Georgia Southern at Ole Miss - Noon - ESPNU

Vanderbilt at Auburn - Noon - ESPN

Texas A&M at Miss. State - Noon - SECN

Florida at Arkansas - 3:30 p.m. - CBS

Missouri at South Carolina - 4 p.m. - SECN

Tenn. Tech at Tennessee - 4 p.m. - SECN

**Georgia at Kentucky - 7:30 p.m. - SECN**

Alabama at LSU - 8 p.m. - CBS

All times ET

## COMPARISON STATS

KENTUCKY	GEORGIA
5-3	4-4
4-2	2-4
27.8	23.2
400.6	373.0
219.5	173.8
181.1	199.2
24.4	21.9
12.2	8.4
39.1	38.0
30:32	33:34
.385	.380
.778	.500
30.9	26.1
421.2	326.1
196.5	109.8
224.8	216.4



## NATIONAL POLLS (WEEK 10)

### AP TOP 25

1	<b>Alabama(60)</b>	<b>8-0</b>	<b>1524</b>
2	Michigan(1)	8-0	1435
3	Clemson	8-0	1401
4	Washington	8-0	1369
5	<b>Louisville</b>	<b>7-1</b>	<b>1262</b>
6	Ohio State	7-1	1207
7	Texas A&M	7-1	1150
8	Wisconsin	6-2	1122
9	Nebraska	7-1	951 2
10	<b>Florida</b>	<b>6-1</b>	<b>929 4</b>
11	Auburn	6-2	927 4
12	Oklahoma	6-2	835 4
13	Baylor	6-1	693 5
14	West Virginia	6-1	620 4
15	LSU	5-2	586 4
16	Utah	7-2	506 1
17	Western Michigan	8-0	481 3
18	North Carolina	6-2	423 3
19	Florida State	5-3	409 7
20	Penn State	6-2	390 4
21	Colorado	6-2	375 2
22	Oklahoma State	6-2	355NR
23	Virginia Tech	6-2	345 2
24	Boise State	7-1	203 11
25	Washington State	6-2	139NR

UK Opponents Receiving Votes: n/a

### AMWAY COACHES TOP 25

1	<b>Alabama(63)</b>	<b>8-0</b>	<b>1599</b>
2	Michigan	8-0	1492
3	Clemson(1)	8-0	1488
4	Washington	8-0	1434
5	<b>Louisville</b>	<b>7-1</b>	<b>1322</b>
6	Ohio State	7-1	1269
7	Texas A&M	7-1	1207
8	Wisconsin	6-2	1147
9	<b>Florida</b>	<b>6-1</b>	<b>1039</b>
10	Nebraska	7-1	963 4
11	Oklahoma	6-2	907 4
12	Auburn	6-2	896 5
13	Baylor	6-1	810 7
14	LSU	5-2	652 5
15	West Virginia	6-1	642 6
16	Utah	7-2	523—
17	North Carolina	6-2	500 3
18	Western Michigan	8-0	448 3
19	Florida State	5-3	432 5
20	Colorado	6-2	394 3
21	Virginia Tech	6-2	335 4
22	Oklahoma State	6-2	298NR
23	Penn State	6-2	296NR
24	Boise State	7-1	266 11
25	Washington State	6-2	146NR

UK Opponents Receiving Votes: n/a

UK Opponents in Bold

## CATS VS. THE BULLDOGS

- Georgia leads the all-time series 55-12-2, including 26-7 in games played in Lexington.
- UK's last win in Commonwealth over the Bulldogs was in 2006, 24-20.
- The Bulldogs have won six in a row in the series dating back to the Cats' 34-27 win in Athens in 2009, the first between the hedges since 1977.
- The two teams played nine times from 1939-49, and after a six-year lull, have played annually since 1956. The Wildcats won that initial game 13-6.
- Biggest UK win: 33 (33-0) in 1977 in Athens
- Biggest Georgia win: 45 (62-17) in 2004 in Lexington
- Games decided by 7 points or less: Georgia leads 16-8-2

## SCOUTING GEORGIA

- Georgia is 4-4 on the season and 2-4 in the SEC.
- Quarterback Jacob Eason has thrown for 1,509 and 10 touchdowns this season.
- Georgia's defense has been stout, ranking fourth in the SEC in rushing yards per game (109.5) and total defense (326.1 yards per game). It also leads the league in turnover margin.
- The Bulldogs' running back duo of Nick Chubb and Sony Michel entered the season considered by many college football analysts as one of the nation's most talented backfields.
- Georgia has a staggering 95 homegrown players on its roster.

## KENTUCKY-GEORGIA CONNECTIONS

- Kentucky has 10 players who hail from the state of Georgia: DB Jordan Griffin, QB Luke Wright, RB Boom Williams, RB Sihem King, CB Isaiah Brown, LS Tristan Yeomans, LS Blake Best, DE Calvin Taylor Jr., DE T.J. Carter and DT Courtney Miggins.

## A UK WIN WOULD...

- Improve UK to 6-3 overall, 5-2 in SEC play, and clinch at least a second-place finish in the SEC East.
- Give UK its fifth SEC win for the first time since 1977 (6-0). The Cats have only won five SEC games four times total (1950, 1954, 1976 and 1977).
- Make the Cats bowl eligible. UK has not played in a bowl game since the 2010 BBVA Compass Bowl.
- Give UK its fourth straight SEC victory, its longest such streak since a nine-game stretch that spanned the 1976 and 1977 seasons. The 1977 team went a perfect 6-0.
- Give Kentucky four SEC home wins in a single season for the first time in school history. UK won four conference home games one other time - in 1930 as members of the Southern Conference (4-1 record). Since joining the SEC in 1933, Kentucky has been undefeated in conference home games six times but has never won four or more games:
  - 1935 (3-0)
  - 1946 (2-0)
  - 1950 (3-0)
  - 1953 (3-0)
  - 1954 (3-0)
  - 1977 (2-0)
- Give UK Coach Mark Stoops his first win over Georgia.
- Give UK its first win over Georgia since Rich Brooks led the Cats to a 34-27 win in Athens in 2009.
- Give UK its first win over Georgia in Commonwealth Stadium since 2006.

## THE FUTURE IS BRIGHT

The Cats have 12 players who are first-time starters this season, once again making them one of the least experienced teams in country. However, the future is bright given the Cats' roster makeup. The first-time starters are:

### Offense

QB Stephen Johnson (Jr.)  
WR Tavin Richardson (RFr.)  
OG Bunchy Stallings (So.)  
OT Landon Young (True Fr.)

### Defense

LB/DE Josh Allen (So.)  
DL Alvonte Bell (Jr.-JC)  
LB Jordan Jones (So.)  
DT Adrian Middleton (So.)  
DE Courtney Miggins (Sr.)  
LB Courtney Love (Jr.-Tr.)  
DT Naquez Pringle (Jr.-Tr.)  
LB Kobie Walker (So.)

## KENTUCKY IN THE POLLS

DATE	AP	COACHES	BCS
Preseason	NR	NR	-
Week 1	NR	NR	-
Week 2	NR	NR	-
Week 3	NR	NR	-
Week 4	NR	NR	-
Week 5	NR	NR	-
Week 6	NR	NR	-
Week 7	NR	NR	-
Week 8	NR	NR	--
Week 9	NR	NR	--
Week 10	NR	NR	-
Week 11	-	-	-
Week 12	-	-	-
Week 13	-	-	-

## MILESTONES TO WATCH

- Junior WR **Garrett Johnson** has 1,271 career receiving yards and is 18th all-time on Kentucky's career receiving list. He needs 18 yards to tie Chris Matthews for 17th.
- **Jeff Badet** has 1,211 receiving yards for his career and ranks 21st on the UK career list. He needs eight more receiving yards to tie Phil Logan (1978-90) for 20th on that list.
- **Ryan Timmons** has 1,138 receiving yards for his career and ranks 24th on the UK career list. He needs 62 more receiving yards to tie Steve Johnson (2006-07) for 23rd on that list.
- Junior RB **Jojo Kemp** has 1,505 yards rushing in his career, ranking 19th in UK history and needs 29 yards to equal Al Baker (1986-90) for 18th.
- Junior RB **Boom Williams** has 2,162 career rushing yards and ranks seventh on the career rushing list. He needs 456 yards to equal Derrick Locke for sixth all-time. He is just the eighth player in school history with 2,000 career rushing yards.
- Junior kicker **Austin MacGinnis** now ranks sixth on the career scoring list with 217 points. He needs four more to equal Randall Cobb and Taylor Begley for fourth all-time.

## RUN, CATS, RUN.

- During its three-game winning streak the Cats have averaged 299.0 rushing yards per game.
- In winning five of their past six games the Cats have churned out 261.0 rushing yards per game with five of those performances totaling at least 216 yards on the ground.

	<u>Rush Yards</u>	<u>Avg./Rush</u>	<u>Touchdowns</u>
vs. New Mexico State	381	7.5	5
vs. South Carolina	212	4.3	2
at Alabama	72	2.0	0
vs. Vanderbilt	258	5.0	2
vs. Mississippi State	262	6.0	1
at Missouri	377	6.4	3
<b>Totals</b>	<b>1,566</b>	<b>5.4</b>	<b>13</b>

## UK LEADS SEC IN HOLDING THIRD-QUARTER LEADS

- Kentucky has won 31 consecutive games when staked to a lead at the end of the third quarter, dating back to a 2008 loss vs. South Carolina.
- UK is 14-0 in the Mark Stoops era when holding a third-quarter lead.
- UK leads the SEC with its 31 consecutive wins when staked to a third-quarter lead.

## HERE COMES THE "BOOM"

- Stanley "Boom" Williams has 2,162 rushing yards for his career and ranks seventh on the UK career rushing list. He needs 456 more rushing yards to tie Derrick Locke for sixth all-time at UK.
- Williams is one of just eight players in school history to rush for at least 2,100 yards.
- On the season, Williams has rushed 109 times for 821 yards and is averaging 7.5 yards per carry.
- Williams currently ranks third in the SEC and 25th nationally with 102.6 rushing yards per game.
- Williams is the fifth player in school history to reach 1,700 career rushing yards prior to his senior season. The last player to accomplish that feat was Derrick Locke in 2009.
- Williams 182-yard rushing game against Missouri was a new career high, eclipsing the 181 vs. New Mexico State earlier this season. It was the third 100-yard game of the season for Williams and the 10th of his career.
- Williams is the fourth player in school history to have two career 100-yard rushing games against South Carolina. Williams is the first to accomplish that feat since Rafael Little.
- Williams churned out a career-high 182 rushing yards on just 19 carries against Missouri, good for an average of 9.6 yards per attempt. The 9.6 yards per carry is the highest for a Wildcat (min. 19 attempts) since Alfred Rawls averaged 10.1 vs. LSU in 1989
- The 181 yards against New Mexico State were the most for a UK player in Commonwealth Stadium since Artose Pinner had 224 vs. Vanderbilt on Nov. 16, 2002.
- In terms of games played, Williams is the third quickest player to reach 1,500 career rushing yards in school history (22 games). Only Sonny Collins (18 games played) and Moe Williams (19 games played) reached that milestone quicker.
- With 821 yards this season, Boom is on track to become one of the fastest Wildcats to reach 1,000 rushing yards in a single season. He needs 179 yards to become the seventh player in school history to accomplish that feat, the first since Rafael Little in 2007. He would become just the fourth player in school history to have 1,000 yards prior to his senior season. The others are Sonny Collins, 1973; Moe Williams, 1995; Rafael Little, 2005.

## Fastest to 1,000 Single-Game Rushing Yards

1. 8 games Moe Williams (1995)
2. 9 games Mark Higgs (1987)

## KENTUCKY BY THE NUMBERS

	2016	Stoops
Record . . . . .	5-3	17-27
SEC . . . . .	4-2	7-22
West . . . . .	1-1	1-7
East . . . . .	3-1	7-15
Non-Conference . . . . .	1-1	9-5
Home . . . . .	4-1	15-12
Road . . . . .	1-2	2-14
Neutral site . . . . .	0-0	0-1
Night . . . . .	2-2	9-15
Day . . . . .	3-1	8-12
TV Games . . . . .	5-3	16-27
CBS . . . . .	0-1	0-2
ESPN . . . . .	0-1	0-5
ESPNU . . . . .	0-1	2-5
ESPN2 . . . . .	0-0	0-2
ESPNNews . . . . .	0-0	0-1
SEC Network . . . . .	5-0	14-11
Fox Sports South . . . . .	0-0	1-1
UK scores on 1st possession . . . . .	1-1	7-8
Opp scores on 1st possession . . . . .	1-1	4-11
UK scores first . . . . .	4-1	12-9
Opponent scores first . . . . .	1-2	5-18
UK leads after 1st quarter . . . . .	2-1	11-3
Opponent leads after 1stQ . . . . .	1-1	4-18
Teams are tied after 1stQ . . . . .	2-1	2-6
UK leads at halftime . . . . .	2-1	12-2
Opponent leads at halftime . . . . .	2-3	2-24
Teams are tied at halftime . . . . .	1-0	3-1
UK leads after 3rd quarter . . . . .	4-0	13-0
Opponent leads after 3rdQ . . . . .	0-3	2-26
Teams are tied after 3rdQ . . . . .	1-0	2-1
Game goes to overtime . . . . .	0-0	1-1
Scoring less than 20 pts . . . . .	1-2	2-16
Scoring 20+ points . . . . .	4-1	11-11
Scoring 30+ points . . . . .	3-1	11-5
Allowing less than 20 pts . . . . .	2-0	10-2
Allowing 20+ points . . . . .	1-1	4-20
Allowing 30+ points . . . . .	1-3	3-19
UK has more total yards . . . . .	5-0	14-2
Opp. has more total yds . . . . .	0-3	3-25
UK has more rushing yards . . . . .	4-0	13-4
Opp. has more rushing yards . . . . .	1-3	4-23
UK has more passing yards . . . . .	2-1	13-7
Opp. has more passing yards . . . . .	4-2	4-18
Rushing for < 100 yds . . . . .	0-3	1-11
Rushing for over 100 yards . . . . .	5-0	14-16
Rushing for 200+ yards . . . . .	5-0	12-4
Passing for 200+ yards . . . . .	3-1	10-8
Passing for 300+ yards . . . . .	1-1	4-4
UK has 100-yard rusher . . . . .	4-0	11-6
Opp. has 100-yard rusher . . . . .	2-3	5-18
No turnovers . . . . .	0-0	5-4
One or two turnovers . . . . .	4-1	10-18
3 or more turnovers . . . . .	1-2	2-5
No takeaways . . . . .	2-0	5-3
3 or more takeaways . . . . .	0-1	4-3
UK has more penalties . . . . .	1-0	8-11
Opp. has more penalties . . . . .	4-3	9-13
Teams have equal penalties . . . . .	0-0	0-3
UK has more TOP . . . . .	5-1	11-9
Opp. has more TOP . . . . .	0-2	6-18
UK defense scores . . . . .	0-0	4-4
Opponent defense scores . . . . .	2-1	3-4
UK returns KO/Punt for TD . . . . .	1-0	1-0
Opp. returns KO/Punt for TD . . . . .	0-0	0-4
Playing on natural grass . . . . .	0-2	8-18
Playing on artificial surface . . . . .	5-1	9-9
In blue uniforms . . . . .	0-0	2-2
In white uniforms . . . . .	0-1	0-4
In white unis/blue pants . . . . .	1-1	2-10
In blue unis/white pants . . . . .	2-1	7-2
In black uniforms . . . . .	0-0	1-3
In blue uniforms/grey pants . . . . .	0-0	1-2
In grey uniforms . . . . .	1-0	2-2
In grey uniforms/blue pants . . . . .	1-0	2-2

## TRACKING KENTUCKY'S OPPONENTS

Opponent	UK vs. Opp	Opp. Record	Last Game	Next Up
vs. Southern Miss	Sept. 3	5-3	W, vs. Marshall, 24-14	vs. Charlotte - Nov. 5
at Florida	Sept. 10	6-1	W, vs. Georgia, 24-10	at Arkansas - Nov. 5
vs. New Mexico State	Sept. 17	2-6	L, at Texas A&M, 10-52	at Arkansas State - Nov. 12
vs. South Carolina	Sept. 24	4-4	W, vs. Tennessee, 24-21	vs. Missouri - Nov. 5
at Alabama	Oct. 1	8-0	W, vs. Texas A&M, 33-14	at LSU - Nov. 5
vs. Vanderbilt	Oct. 8	4-4	W, vs. Tennessee State, 35-17	at Auburn - Nov. 5
vs. Mississippi State	Oct. 22	3-5	W, vs. Samford, 56-41	vs. Texas A&M - Nov. 5
at Missouri	Oct. 29	2-6	L, vs. Kentucky, 21-35	at South Carolina - Nov. 5
vs. Georgia	Nov. 5	4-4	L, vs. Florida, 10-24	at Kentucky - Nov. 5
at Tennessee	Nov. 12	5-3	L, at South Carolina, 21-24	vs. Tennessee Tech - Nov. 5
vs. Austin Peay	Nov. 19	0-8	L, at Southeast Missouri, 21-41	vs. Tennessee State - Nov. 5
at Louisville	Nov. 26	7-1	W, vs. Louisville, 25-32	at Boston College - Nov. 5

	9 games	Sonny Collins (1975)
	9 games	Sonny Collins (1973)
5.	10 games	Rafael Little (2007)
	10 games	Rafael Little (2005)
	10 games	Artose Pinner (2002)
8.	11 games	George Adams (1984)

### Most consecutive 100-yard games (4 or more)

1.	6	Sonny Collins	9/13/1975 – 10/18/1975
2.	4	Artose Pinner	10/26/2002 - 11/16/2002
3.	4	Derrick Locke	9/4/2010 – 9/25/2010
4.	3	Several players, including Boom Williams	

### Most Career Rushing Touchdowns Of At Least 50 Yards (Since 1955)

1.	7	Stanley "Boom" Williams (2014-Present)	
2.	4	Derrick Locke (2007-2010)	
	4	Moe Williams (1993-1995)	
	4	Mark Higgs (1984-1987)	
5.	3	Alfred Rawls (1988-1989)	
6.	2	Randall Cobb (2008-2010)	
	2	Artose Pinner (1999-2002)	
	2	Sonny Collins (1972-1975)	
	2	Rodger Bird (1963-1965)	
	2	Darrell Cox (1961-1963)	

### Career 100-yard games

1.	18	Sonny Collins	1972-75
2.	13	Rafael Little	2004-07
	13	Moe Williams	1993-95
4.	11	Artose Pinner	1999-2002
5.	10	George Adams	1981-84
	10	Boom Williams	2014-present

## BENNY AND HIS JETS SETTING SCHOOL RECORDS

- True freshman running back Benny Snell has rushed a team-high 118 times for 661 yards and eight touchdowns and is averaging 5.6 yards per carry.
- With eight rushing touchdowns this season, he broke Randall Cobb (2008)'s record for most rushing TDs by a UK freshman.
- His career-high 192 yards rushing vs. Mizzou sets a school record for most rushing yards by a freshman in a single game. The previous high was Derick Logan's 186 yards against Mississippi State on Nov. 9, 1996.
- The 192 rushing yards tie for the ninth most in a single game in school history and the most since Rafael Little rushed for 198 yards vs. Vanderbilt on Nov. 12, 2005.
- Snell has three 100-yard games this season. He is the first UK freshman with three 100-yard games since Derick Logan in 1996. Snell's other 100-yard games were 136 vs. New Mexico State and 128 vs. Mississippi State.
- With one more 100-yard rushing game, he would tie the school record for most 100-yard rushing games in a freshman season (four) held by by Chris Jones (1979) and Moe Williams (1993).

## 100-YARD RUSHERS

Player	2016	Career	Opponent
Boom Williams	3	10	NMSU
			USC
			Missouri
Benny Snell Jr	3	3	NMSU
			Miss. State
			Missouri

## 100-YARD RECEIVERS

Player	2016	Career	Opponent
Jeff Badet	2	2	Miss. State
			Missouri
C.J. Conrad	1	1	NMSU
Garrett Johnson	1	4	Southern Miss
Ryan Timmons	-	1	-

## INTERCEPTIONS

Player	2016	Career
J.D. Harmon	2	7
Marcus McWilson	1	4
Derrick Baity	2	2
Blake McClain	2	2
Chris Westry	0	2
Mike Edwards	0	1

## TRACKING SACK LEADERS

Player	2016	Career
Josh Allen	5.5	6.0
Denzil Ware	4.5	5.5
Blake McClain	0.0	3.0
Jordan Jones	2.0	2.0
Marcus McWilson	0.0	1.5
Chris Westry	0.0	1.5
Courtney Love	1.0	1.0
De'Niro Laster	1.0	1.0
Kendall Randolph	0.0	1.0
Alvonte Bell	0.5	0.5
Naquez Pringle	0.5	0.5

## DOUBLE-FIGURE TACKLERS

Player	2016	Career
Marcus McWilson	0	3
Mike Edwards	2	2
Jordan Jones	2	2
Kobie Walker	1	1
Blake McClain	0	1

## 2016 LEADERS

### PASSING

UK	COMP-ATT-INT-YDS-TD
Stephen Johnson	83-146-3-1,128-7

GEORGIA	COMP-ATT-INT-YDS-TD
Jacob Eason	128-241-5-1,509-10

### RUSHING

UK	ATT-YDS-TD
Boom Williams	109-821-3
Benny Snell Jr.	118-661-8

GEORGIA	ATT-YDS-TD
Nick Chubb	125-606-5
Sony Michel	76-360-1

### RECEIVING

UK	REC-YDS-TD
Garrett Johnson	25-306-2
Jeff Badet	20-496-4
C.J. Conrad	13-195-3

GEORGIA	REC-YDS-TD
Isaiah McKenzie	30-415-5
Terry Godwin	21-272-0
Isaac Nauta	17-206-2

### TACKLES

UK	TACKLES
Jordan Jones	71
Mike Edwards	60

GEORGIA	TACKLES
Natrez Patrick	49
Roquan Smith	48

## STAT SUPERLATIVES

Here are some career statistical superlatives among current players:

**Most Games Played:** JD Harmon (44), Jon Toth (44), Ryan Timmons (44), Blake McClain (43), Jojo Kemp (41), Marcus McWilson (39), Garrett Johnson (32), Ramsey Meyers (32), Charles Walker (32), Matt Elam (32)

**Most Games Started:** Jon Toth (43), Blake McClain (30), Ramsey Meyers (29), Jeff Badet (23), Ryan Timmons (18), Dorian Baker (18)

**Consecutive Games Started:** Jon Toth (43)

- His 38 carries vs. Mizzou are the most since Derick Logan had 41 attempts vs. Mississippi State in 1996.
- Snell has rushed for 320 yards in the last two games, most for a Wildcat in a two-game span since Rafael Little had 322 vs. Auburn and Vanderbilt in 2005.
- He currently ranks tied for third in the SEC in rushing touchdowns with eight.
- His five rushing TDs in the first four games were the most by a UK player in his first four games of his freshman season in school history.
- Snell rushed a game-high 16 times for 73 yards and the game-winning touchdown in the win over South Carolina.

## KEMP HAS SECOND-LONGEST NO-LOST FUMBLE STREAK

- UK senior running back Jojo Kemp has the second-longest current active streak for a NCAA FBS running back for consecutive touches without losing a fumble to the opponent. Kemp has gone 325 touches without losing a fumble to the opponent, second only to Toledo's Kareem Hunt who has 628 consecutive touches without losing a fumble to the opponent.

## BIG-PLAY BADET

- Speedy junior wide receiver Jeff Badet has been a big-play performer for the Wildcats. So far this season, he has long balls of 72 yards (touchdown), 45 yards, 54 yards, 44 yards (touchdown) and 65 yards (touchdown).
- He had three plays of 40-plus yards last season, giving him eight the last two seasons.

### Number of 40+ Yard Receptions since 2015...

	'15	'16	Total
Taywan Taylor, WKU	11	9	20
Shelton Gibson, WVU	9	6	15
Carlos Henderson, La Tech	6	7	13
Cody Thompson, Toledo	5	8	13
James Washington, OK State	8	5	13
Calvin Ridley, Alabama	8	4	12
Corey Davis, W. Michigan	7	5	12
Nicholas Norris, WKU	7	5	12
Thomas Sperbeck, Boise St.	8	3	11
Deide Westbrook, Oklahoma	2	9	11
Rodney Adams, USF	8	2	10
KD Cannon, Baylor	6	4	10
Antonio Callaway, Florida	6	3	9
Shay Fields, Colorado	3	5	8
<b>Jeff Badet, Kentucky</b>	<b>3</b>	<b>5</b>	<b>8</b>

## CATS BOAST TWO CAREER 1,000-YARD RUSHERS AND THREE 1,000-YARD RECEIVERS

For just the second time in school history Kentucky can boast three players with at least 1,000 career receiving yards and two players with at least 1,000 career rushing yards on the same team.

## CATS IN THE NFL



A total of 13 former Kentucky Wildcats are currently on National Football League rosters. Here is the list, along with their years at UK:

### Arizona Cardinals

#98 Corey Peters, DT (2006-09)

### Atlanta Falcons

#83 Jacob Tamme, TE (2004-07)

### Baltimore Ravens

#90 Za'Darius Smith, OLB (2013-14)

#13 Chris Matthews (2009-10)

### Chicago Bears

#59 Danny Trevathan, LB (2008-11)

### Detroit Lions

#75 Larry Warford, G (2009-12)

### Green Bay Packers

#18 Randall Cobb, WR (2008-10)

### Los Angeles Rams

#45 Josh Forrest, LB (2012-15)

### Pittsburgh Steelers

#48 Bud Dupree, OLB (2011-14)

### San Diego Chargers

#13 Steve Johnson, WR (2006-07)

### Seattle Seahawks

#87 Ronnie Shields, TE (2011-14)

### Tennessee Titans

#54 Avery Williamson (2010-13)

#59 Wesley Woodyard (2004-07)

## 2016 TEAM CAPTAINS

Game captains for the 2016 season will be decided on a week-by-week basis. They are listed below.

Southern Miss	Jon Toth, Jojo Kemp, Courtney Miggins, Courtney Love
Florida	Jon Toth, Jojo Kemp, Courtney Miggins, Courtney Love
New Mexico State	Jon Toth, Jeff Badet, Courtney Miggins, Courtney Love
South Carolina	Jon Toth, Jeff Badet, Courtney Miggins, Courtney Love
Alabama	Jon Toth, Jeff Badet, Courtney Miggins, Courtney Love
Vanderbilt	Jon Toth, Jeff Badet, Courtney Miggins, Courtney Love
Mississippi State	Jon Toth, Jeff Badet, Courtney Miggins, Courtney Love
Missouri	Jon Toth, Jeff Badet, Courtney Miggins, Courtney Love
Georgia	TBD
Tennessee	TBD
Austin Peay	TBD
Louisville	TBD

1998 - 1,000 career receiving yards (Kevin Coleman, Anthony White, Craig Yeast); 1,000 career rushing yards (Derek Homer, Anthony White)

2016 - 1,000 career receiving yards (Garrett Johnson, Jeff Badet and Ryan Timmons); 1,000 career rushing yards (Jojo Kemp, Stanley "Boom" Williams)

- UK running backs Stanley Boom Williams (2,162) and Jojo Kemp (1,505) each reached the 1,000-yard mark in career rushing during the 2015 season, marking the sixth time in school history that two Wildcats have reached 1,000 career yards in the same season.
- The other duos to accomplish this feat were Sonny Collins and Doug Kotar in 1973; Chris Hill and Rod Stewart in 1978; Mark Higgs and Marc Logan in 1985; Damon Hood and Moe Williams in 1994; and Derek Homer and Anthony White in 1998.
- This is the first time in school history UK has had two players enter a season with at least 1,341 career rushing yards.
- This is just the second time in school history Kentucky has had at least three players reach 1,000 career receiving yards in the same season and seventh time at least two players reached that mark:
  - 1998 (Kevin Coleman and Anthony White)
  - 2000 (Derek Homer and Quentin McCord)
  - 2001 (Derek Abney and Derek Smith)
  - 2007 (Stevie Johnson, Rafael Little, Dicky Lyons, Jr., Jacob Tamme)
  - 2010 (Randall Cobb, Chris Matthews)
  - 2014 (Javess Blue and Demarco Robinson)
  - 2016 (Garrett Johnson, Jeff Badet and Ryan Timmons)**

## MACGINNIS PLAYS THE ROLE OF HERO

- Junior kicker Austin MacGinnis' game-winning 51-yard field goal vs. Mississippi State was his longest of the season. He was named one of three Lou Groza Award "Stars of the Week" for his performance. The game-winning field goal on the final play of the game was Kentucky's first since Oct. 17, 1998 when Seth Hanson drilled a 33-yarder to defeat LSU in Baton Rouge.
- MacGinnis is now 4-of-7 on field goals of more than 50 yards in his career. He is the second player in school history to have at least four field goals of 51 yards.
- The 51-yard field goal was the longest made field goal by a UK kicker in an SEC home game since Ryan Tydlacka made a 51-yard field goal against South Carolina on Oct. 11, 2008.
- MacGinnis' 14 points against Mississippi State are the most scored by a kicker in an SEC game since Oct. 31, 1992 (Doug Pelfrey).
- He is among the top-10 scorers in Kentucky history. He has already recorded 217 points which ranks 6th on the career list. He needs nine points to move up to No. 4 with Taylor Begley (2002-05) and Randall Cobb (2008-10).
- MacGinnis has made 43 of 56 field goals in his career, 76.8 percent. He set six school records as a freshman in 2014, earning first-team Freshman All-America and first-team All-SEC honors.
- MacGinnis is the sixth player in school history to reach 200 career points (Lones Seiber, Joey Worley, Seth Hanson, Taylor Begley, Randall Cobb), the third player to do so prior to their senior season (Randall Cobb and Lones Seiber). He also tied Randall Cobb for the quickest player to reach 200 career points in school history (29 games played).

## CATS IN SEC RANKINGS/STATS

- During its three-game winning streak the Cats have averaged 299.0 rushing yards per game. In winning five of their past six games the Cats have churned out 261.0 rushing yards per game with five of those performances totaling at least 216 yards on the ground. Sophomore linebacker Jordan Jones has been a menace to opposing offenses, registering 71 tackles to rank

## HONORING THE CATS IN 2016

### C.J. Conrad, Sophomore, TE, #87

- John Mackey Tight End of the Week (Sept. 21)

### Austin MacGinnis, Junior, K, #99

- SEC Special Teams Player of the Week (Oct. 24)  
- Lou Groza Award "Stars of the Week" (Oct. 24)

### Adrian Middleton, Sophomore, DL, #99

- SEC Defensive Lineman of the Week (Oct. 31)

### Benny Snell Jr, Freshman, RB, #26

- SEC Freshman of the Week (Oct. 24)  
- SEC Freshman of the Week (Oct. 31)

### Jon Toth, Senior, C, #72

- SEC Offensive Lineman of the Week (Oct.10)

### Denzil Ware, Sophomore, DL, #35

- SEC Co-Defensive Lineman of the Week (Sept. 26)

### Boom Williams, Sophomore, RB, #18

- Preseason All-SEC Third Team (league media)

## CATS ON THE WATCH LISTS

### C.J. Conrad, Sophomore, TE, #87

- John Mackey Award Midseason Award Watch List (nation's top tight end)

### Jojo Kemp, Senior, RB, #3

- Senior Bowl Watch List

### Grant McKinniss, Freshman, P, #86

- Ray Guy Award Watch List

### Jon Toth, Senior, C, #72

- Senior Bowl Watch List  
- William V. Campbell Trophy Semifinalist  
- Outland Trophy Watch List (nation's best interior lineman)  
- Rimington Trophy Watch List (nation's best center)  
- Nominee for the National Football Foundation's Scholar-Athlete Award

### Boom Williams, Sophomore, RB, #18

- Doak Walker Award Preseason Candidate

## WHERE ARE THE COACHES?

### SIDELINE

Mark Stoops, Head Coach  
Eddie Gran, HC Offense/Running Backs  
Vince Marrow, Tight Ends  
John Schlarman, Offensive Line  
Lamar Thomas, Wide Receivers  
Matt House, Inside LBs/Special Teams  
Steve Clinkscale, Defensive Backs  
Jimmy Brumbaugh, Defensive Line

### PRESS BOX

D.J. Eliot, Defensive Coordinator, OLBs  
Darin Hinshaw, Co-OC/Quarterbacks

## CATS SCRATCHES

### SOPHOMORE • OL • GEORGE ASAFO-ADJEI

- Nickname is Big George
- Speaks English and Ghanaian

### JUNIOR • WR • JEFF BADET

- Known as one of the fastest guys on the team
- He is Haitian

### SENIOR • FB • WILL THOMAS COLLINS

- Nickname is Taco Meat
- Earned a scholarship during preseason camp
- Was home schooled by his mom, Betty, until the ninth grade
- Betty was a high jumper at UK and still ranks seventh on the all-time list with a clearance of 5-8

### JUNIOR • OG • NICK HAYNES

- Is a really good bowler and has bowled five 300 games

### JUNIOR • LB • DE'NIRO LASTER

- Named after actor Robert De Niro
- One of three players chosen for a week-long service trip to Ethiopia in May (Greg Hart and Courtney Love were the others)

### FRESHMAN • RB • BENNY SNELL, JR.

- Snell family has a legacy of running backs
- His dad, Ben Snell Sr., starred as a running back at Ohio Northern and was drafted by the Baltimore Ravens then played in NFL Europe and the XFL.
- His great uncle, Matt Snell, was a running back for the New York Jets from 1964-72
- Matt Snell rushed for 121 yards and a touchdown in the Jets' stunning 16-7 upset of the Baltimore Colts in Super Bowl III

### SENIOR • WR • RYAN TIMMONS

- Has a twin sister, Raven, who works in the football office

### JUNIOR • RB • STANLEY WILLIAMS

- Nickname is Boom
- Wears uniform number 18 to follow the legacy of former Wildcat greats Jacob Tamme and Randall Cobb
- Had offseason elbow surgery

third among all SEC defenders and 39th nationally in tackles per game after eight games with 8.9. Sophomore safety Mike Edwards ranks ninth in the SEC in tackles per game with 7.5.

- Junior running back Stanley "Boom" Williams has continued to show his brilliance as a rusher this season. Williams ranks third in the SEC and 25th nationally with 102.6 rushing yards per game. Williams is seventh nationally at 7.5 yards per rush.
- Kentucky ranks 19th nationally in yards per pass completion at 14.1.
- The Cats rank fourth nationally in fourth down conversion rate at .778.
- UK is 10th nationally in fewest penalties per game.

## EXPLOSIVE PERFORMANCE RANKS AMONGST SEC'S BEST

Kentucky's 62-42 victory over New Mexico State is among the most complete offensive performances by an SEC team this season. The Cats rang up 692 total yards and were incredibly balanced with 381 yards rushing and 311 passing in the game.

- The 62 points scored were the third-highest total by an SEC team this season.
- The 692 total offensive yards rank third behind Auburn's 706 vs. Arkansas State.
- The Wildcats' 381 rushing yards also rank second to Auburn's performance against Arkansas State when it ground out 462 rushing yards.
- The Cats' nine total touchdowns and five rushing touchdowns are each tied for the second-most in the SEC in a single game this season.
- UK's 9.2 yards per play against the Aggies are the third-most by any offense in the SEC this season. It's 13.0 yards per pass attempt are the second-most.
- The Cats' 101 punt return yards are the most in a single game.

## UK OFFENSE

- Year Four of the Mark Stoops era began with major changes in the offensive coaching staff, including the additions of new offensive coordinator Eddie Gran, co-offensive coordinator and quarterbacks coach Darin Hinshaw and wide receivers coach Lamar Thomas.
- Gran inherits 22 returning letterwinners on offense from the 2015 season, including nine primary starters.
- UK has produced big plays this season, with 10 touchdown plays of at least 40 yards (3 rush, 7 pass).
- The Wildcats have a touchdown play of at least 43 yards in six of their last seven home games, the lone exception the Oct. 8 victory over Vanderbilt.
- Kentucky had 381 rushing yards and 311 passing yards vs. New Mexico State, the Cats' first 300/300 game in school history.

## QUARTERBACKS

*2015 Starters Returning/Lost: 0/1*

*2015 Letterwinners Returning/Lost: 1/2*

- Sophomore Drew Barker will miss significant time with a back injury. Prior to his injury, he completed 15 of 24 passes for 323 yards and four touchdowns in the 2016 season opener vs. Southern Miss. He played in five games last season, earning a starting nod in the final two contests for the Wildcats (35 of 70 passes for 364 yards and 1 TD).
- Junior reserve quarterback Stephen Johnson is 4-1 as the starter. He earned his first career start vs. South Carolina.
- Johnson is the first UK quarterback to win four of his first five SEC starts, based on starting lineups available since 1993.
- Johnson directed the Cats range for the game-winning field goal against Mississippi State by completing passes of 10, 12 and 18 yards in the final 62 seconds.
- Johnson started his UK career with 42 passing attempts without an interception, the most since 2000.
- Johnson came in for an injured Drew Barker in the first quarter vs. New Mexico State and finished the game 17-for-22 with a career-high 310 yards passing and a career-high three touchdowns – all three were to tight end C.J. Conrad.
- Johnson's first career TD pass was a 72-yarder to tight end C.J. Conrad, marking the longest first-career TD pass for a Wildcat since 1995. His first career rushing touchdown came from three yards out in a win over Vanderbilt on Oct. 8.
- Johnson is the second quarterback in school history to pass for at least 300 yards within their first two career games played. The other was Jared Lorenzen against Louisville on Sept. 2, 2000.
- Johnson is the first UK quarterback with at least 300 passing yards and at least 50 rushing yards since Patrick Towles vs. Mississippi State on Oct. 25, 2014.

# ACHIEVING THE ULTIMATE DREAM

COACH STOOPS HAS DEVELOPED

## 11 NFL 1ST ROUND PICKS

SINCE 2001

bud  
DUPREE



### THE MARK STOOPS COACHING FILE

Year	School	Position	W-L	Postseason
1990	Iowa	Graduate Assistant	8-4	Rose
1991	Iowa	Graduate Assistant	10-1-1	Holiday
1992-95	Nordonia HS	Defensive Backs		
1996	South Florida	Defensive Backs	0-0	
1997	Wyoming	Defensive Backs	7-6	
1998	Wyoming	Defensive Backs	8-3	
1999	Wyoming	Defensive Backs	7-4	
2000	Houston	Co-Defensive Coord., Safeties	3-8	
2001	Miami (Fla.)	Defensive Backs	12-0	Rose
2002	Miami (Fla.)	Defensive Backs	12-1	Fiesta
2003	Miami (Fla.)	Defensive Backs	11-2	Orange
2004	Arizona	Defensive Coord., DBs	3-8	
2005	Arizona	Defensive Coord., DBs	3-8	
2006	Arizona	Defensive Coord., DBs	6-6	
2007	Arizona	Defensive Coord., DBs	5-7	
2008	Arizona	Defensive Coord., DBs	8-5	Las Vegas
2009	Arizona	Defensive Coord., DBs	8-5	Holiday
2010	Florida State	Defensive Coord., DBs	10-4	Chick-fil-A
2011	Florida State	Defensive Coord., DBs	9-4	Champs Sports
2012	Florida State	Defensive Coord., DBs	12-2	Orange
2013	Kentucky	Head Coach	2-10	
2014	Kentucky	Head Coach	5-7	
2015	Kentucky	Head Coach	5-7	
2016	Kentucky	Head Coach	5-3	

EXP

### 26 SEASONS OF COACHING EXPERIENCE

IOWA - USF - WYOMING - HOUSTON -  
ARIZONA - MIAMI - FLORIDA ST - KENTUCKY



### 10 SEASONS AS A DEFENSIVE COORD.

HOUSTON - ARIZONA - FLORIDA ST



### 4-1 CAREER BCS BOWL RECORD



### BCS NATIONAL CHAMPION 2001



### PLAYING CAREER STARTING SAFETY UNIVERSITY OF IOWA



## HEAD COACH MARK STOOPS | FOURTH SEASON

\* Named the 37th head coach of the Kentucky football program on Nov. 27, 2012

Accomplished major defensive turnarounds at Arizona and Florida State.

\* First task as UK coach was to put together a bright and energetic coaching staff. Stoops hired defensive coordinator D.J. Eliot, who has been with the Wildcats in each of the first three seasons of the Stoops era. Recently, Stoops added veteran co-offensive coordinators Eddie Gran and Darin Hinshaw.

\* During Stoops' three seasons at FSU, the Seminoles went 10-4, 9-4 and 12-2, including wins over South Carolina in the 2010 Chick-fil-A Bowl, Notre Dame in the 2011 Champs

Sports Bowl and Northern Illinois in the 2013 Orange Bowl.

\* Developed many players to NFL careers, including Alvin "Bud" Dupree, Za'Darius Smith, Antoine Cason, Michael Johnson, Philip Buchanon, Kelly Jennings, Brandon Meriweather, Ed Reed, Antrel Rolle, Mike Rumph, Sean Taylor and Brian Lee.

### PERSONAL

Born: July 9, 1967

Hometown: Youngstown, Ohio

Alma Mater: Iowa, 1989

Family: Wife, Chantel; Sons, Will and Zack.

## STOOPS AND CO. MAKING A HIT IN RECRUITING

In just four seasons at the helm of the Kentucky football program, head coach Mark Stoops and his staff have been making noise on the recruiting trail. Kentucky's four classes under Stoops have ranked in the top 50 by all four major recruiting services. Below is a look at UK's recruiting success under Stoops and Co.

Outlet	2013	2014	2015	2016
Rivals	#29	#17	#35	#29
ESPN	#36	#20	#43	#34
247Sports	#41	#23	#38	#34
Scout.com	#38	#21	#45	#39

## RUNNING BACKS / FULLBACKS

2015 Starters Returning/Lost: 1/0

2015 Letterwinners Returning/Lost: 4/0

- UK is blessed to be able to go four deep on the running back depth chart, including senior Jojo Kemp, junior Stanley "Boom" Williams, sophomore Sihiem King and freshman Benny Snell Jr.
- Williams has 2,162 yards on 304 carries in his career, adding 14 TDs. He set a single-season school record by averaging 7.1 yards per carry last season. He leads the team in rushing yards this season with 821 and is averaging 7.5 yards per carry.
- Williams ranks third in the SEC in rushing yards per game with 102.6.
- Kemp has carried it 309 times for 1,505 yards, including 16 TDs. He did not see

action vs. New Mexico State with an ankle injury but led the Wildcats in rushing vs. Alabama with 39 yards.

- Snell has burst onto the scene as a true freshman, producing three efforts of at least 128 rushing yards, including career-highs in carries (38) and yards (192) against Missouri. He had a career-high four rushing touchdowns against New Mexico State.
- An explosive talent, King played in all 12 games last season as a freshman, notching 11 carries for 127 yards and a touchdown.
- In 2015, UK's running backs combined for 1,855 yards on 312 carries, an average of 5.9 yards per carry.
- Senior Will Tom Collins saw the majority of action last season when UK used a two-back set. Senior Tanner Fink also is available.

## STOOPS VS. ALL OPPONENTS

Opponent	Record
Alabama .....	0-2
Alabama State .....	1-0
Auburn .....	0-1
Charlotte .....	1-0
Eastern Kentucky .....	1-0
Florida .....	0-4
Georgia .....	0-3
Louisiana-Lafayette .....	1-0
Louisiana-Monroe .....	1-0
Louisville .....	0-3
LSU .....	0-1
Miami (Ohio) .....	1-0
Mississippi State .....	1-3
Missouri .....	2-2
New Mexico State .....	1-0
Ohio .....	1-0
South Carolina .....	3-1
Southern Miss .....	0-1
Tennessee .....	0-3
Tennessee-Martin .....	1-0
Vanderbilt .....	2-2
Western Kentucky .....	0-1
<b>Totals: .....</b>	<b>17-27</b>

## WIDE RECEIVERS / TIGHT ENDS

2015 Starters Returning/Lost: 4/0

2015 Letterwinners Returning/Lost: 9/2

- New wide receivers coach Lamar Thomas has a depth of talent at the wide receiver position, including returning starters Jeff Badet (71 catches for 1,211 yards and seven TDs), Dorian Baker (78 catches for 855 yards and four TDs) and Garrett "Juice" Johnson (93 catches for 1,271 yards and six TDs).
- Kentucky had 14 different players catch passes last season and 12 of them return, including eight wideouts.
- UK has four other receivers with significant game experience, including senior Ryan Timmons (101 career receptions, 1,145 yards, 5 TD) and juniors Blake Bone, Alexander Montgomery and Charles Walker.
- Badet ranks second nationally in yards per catch at 24.8 this season (20 catches for 496 yards).
- Redshirt freshman Tavin Richardson (seven catches for 137 yards) and junior college transfer Kayaune Ross (two catches for 10 yards and touchdown) are added offensive weapons.
- Tight end C.J. Conrad, a Freshman All-American in 2015, caught 15 passes for 149 yards and one TD last season and was a fierce run blocker. Through eight games this season he has 13 catches for 195 yards (15.0 yards per catch) and three TDs. Conrad is on the John Mackey Award Midseason Watch List.
- Against New Mexico State, Conrad caught five passes for a career-high 133 yards. His previous career high was 56 yards vs. Mississippi State, Oct. 24, 2015.
- He became the first UK tight end with three touchdown catches in a game since James Whalen vs. Georgia on Oct. 23, 1999 and the first UK player with three receiving

touchdowns in the game since Dicky Lyons, Jr., who had three against Florida on Oct. 20, 2007.

- Conrad is the first UK tight end with 100 receiving yards in a game since Jacob Tamme vs. Tennessee on Nov. 24, 2007.
- Conrad is the only UK player in school history at Commonwealth Stadium to have at least 133 receiving yards and three receiving touchdowns in a game.
- His 133 receiving yards are the third-most by a tight end in a game in school history. It is the most in a game by a tight end since James Whalen had 151 yards against Georgia in 1999.
- Junior Greg Hart is available at tight end after sitting out last season as a transfer from Nebraska. Freshman Justin Rigg gives the team additional flexibility at the position.

## OFFENSIVE LINE

*2015 Starters Returning/Lost: 4/1*

*2015 Letterwinners Returning/Lost: 7/2*

- The offensive line is one of the most experienced positions as it returns 83 career starts, including 46 from 2015.
- Senior center Jon Toth headlines the O-line as he has started in 43 consecutive games and is considered one of the top centers in college football. Toth is a nominee for the Rimington Trophy, given to the nation's top center, the Outland Trophy, given to the nation's best interior lineman and is a semifinalist for the William V. Campbell Trophy awarded to the nation's best football scholar-athlete.
- Toth has the longest active starting streak in the nation:

Player	Position	School	Streak	Seasons
Jon Toth	OL	Kentucky	43	2013-16
Dan Skipper	OL	Arkansas	42	2013-16
Phillip Walker	QB	Temple	41	2013-16
Eric Smith	OL	Virginia	39	2013-16

- Toth was named the SEC Offensive Lineman of the Week for his performance in UK's win over Vanderbilt. Toth helped Kentucky pile up 258 rushing yards, the most in an SEC victory since 2010 until rushing for 377 against Missouri a week later, and handled the line calls for an offense that did not allow a sack and averaged 5.0 yards per rushing attempt. Four different Wildcats – running backs Benny Snell Jr., Jojo Kemp and Boom Williams and quarterback Stephen Johnson – all rushed for at least 54 yards, the first time that has happened since 2012. Toth played every snap at center, leading the O-Line effort with nine knockdown blocks and 23 blocks at the point of attack.
- Sophomore Jervontius “Bunchy” Stallings, who serves as Toth's backup, started at right guard the past four games.
- Junior Kyle Meadows, who started the final nine games last season, is the starter at right tackle.
- Junior Cole Mosier earned the starting nod at left tackle in the first two games before missing three games with an ankle injury. Freshman Landon Young saw action at Florida and started three games in place of Mosier, who returned against Vanderbilt.
- Returning starters at the left and right guard positions are juniors Nick Haynes and Ramsey Meyers. Sophomore George Asafo-Adjei can play guard or tackle and gives the coaching staff a talented option in the line.

## SPECIAL TEAMS

- Junior kicker Austin MacGinnis returns as the kickoff specialist and placekicker. MacGinnis has already recorded 217 points, which ranks him sixth on UK's career scoring list. He needs nine more to equal Randall Cobb and Taylor Begley for fourth all-time. Despite battling injuries last season, he hit 13 of 17 field goals and 22 of 23 PATS. He is currently 9-for-12 for field goals this season with a long of 51 yards against Mississippi State, which was a game-winner at the final buzzer.

- Sophomore Miles Butler can also step in at placekicker. He hit 4 of 4 field goals last season with a long kick of 46 yards and was 11 of 12 in PATs.
- Freshman signee Grant McKinniss, rated the nation's No. 4 punter in high school last year, is averaging 39.7 per punt in eight games with six downed inside the opponent's 20-yard line. He boomed a career-long 61-yard punt against Alabama.
- McKinniss was recently named one of 66 candidates on the Ray Guy Award Watch List, given annually to the nation's best punter.
- After the graduation of four-year long snapper Kelly Mason, sophomore Tristan Yeomans has been called on to handle the long snapping for punts, while redshirt freshman Blake Best is the snapper for field goals and PATs.

## DEFENSE

- UK has played much better on defense the last five games. Head coach Mark Stoops, a career-long defensive coach, has gotten more involved in helping guide the defense during that time. In addition, the maturing of an inexperienced front seven – only one returning starter in the D-line/linebackers – has helped the unit's progress.
- Seven of UK's top eight tacklers from last season have departed.
- In the Vanderbilt game, Kentucky's front seven on defense consisted of six players who didn't start a single game last season. The seventh was sophomore defensive end Denzil Ware who played in all 12 games last season with 11 starts.
- UK opponents averaged 44.5 points in the first three games, but in the last five games, which included top-ranked Alabama, UK's defense has held the opponent to 23.2 ppg.
- The Cats held No. 1-ranked Alabama to a season-low for points (34). The Crimson Tide's previous low was 38 versus Western Kentucky on Sept. 10.
- Kentucky allowed just one total offensive touchdown in the South Carolina and Vanderbilt games.
- The Cats have forced a turnover in 12 of their past 14 games.
- Kentucky's defense showed vast improvements in the South Carolina game from the start of the season. The defense held South Carolina to just 10 points in the game, a season best.
- It marked the first time Kentucky has held an opponent to 10 points or less since limiting Vanderbilt to seven points in a 17-7 win in 2014 in Commonwealth Stadium.
- The Wildcats held South Carolina to only two pass plays of 20+ yards and no rushing play longer than 12 yards.
- Kentucky had a season-high four sacks vs. the Gamecocks and Commodores after totaling just four sacks in its first three games. It marked the most sacks against an SEC opponent since Nov. 1, 2008 against Mississippi State when UK also had four sacks.
- The Kentucky defense limited South Carolina to just 16 first downs in the game. The last time Kentucky limited an SEC opponent to 16 first downs or less was 13 last season at Vanderbilt.
- The defense has 16 returning letterwinners, including six starters.
- Two new assistant coaches are on the defensive staff in Steve Clinkscale, defensive backs, and Matt House, inside linebackers/special teams coordinator.

## LINEBACKERS

*2015 Starters Returning/Lost: 0/3*

*2015 Letterwinners Returning/Lost: 2/6*

- Sophomore linebacker Jordan Jones has been a menace to opposing offenses, registering 71 tackles to rank third among all SEC defenders in tackles per game after eight games with 8.9.
- Jones is fifth in the nation in solo tackles and 39th in total tackles per game. He also has a team-high eight quarterback hurries.
- Courtney Love, a transfer from Nebraska, is third on the team with 45 tackles through eight games.
- Strongside linebacker Josh Allen has posted 36 tackles with a team-high tying 5.5 sacks and two forced fumbles.



## \$170 MILLION OF KENTUCKY FOOTBALL CONSTRUCTION

- Kentucky's two major football construction projects total \$170 million.
- A \$125 million "reimagining" of Commonwealth Stadium was completed for the 2015 season. The project gave CWS a new look for the exterior, wider and redesigned concourses, new concession stands and restrooms, new suites and other premium seating, a recruiting room and a new press box.
- Construction began in January 2015 on a new \$45 million practice/office complex (98,000 square feet) being built on the south side of the existing Nutter Field House (see picture above). The comprehensive complex features state-of-the-art practice, office and support facilities for the players and coaches. The facility opened in August of 2016.

- Sophomores Kobie Walker and Nico Firiros, redshirt freshman Eli Brown and mid-year enrollee Kash Daniel have contributed as well.
- Brown saw his most extensive action of the season vs. Alabama, registering a career-high 7.0 tackles in the game. Brown came into the game with 5.0 tackles on the season and a previous game-high of 2.0 set against both Florida and New Mexico State.

### DEFENSIVE LINE

*2015 Starters Returning/Lost: 2/2*

*1015 Letterwinners Returning/Lost: 7/3*

- UK is looking to fill the void on the defensive line after the departure of end Farrington Huguenin, tackle Cory Johnson, noseguard Melvin Lewis and tackle Regie Meant.
- Junior noseguard Matt Elam recorded 23 stops in 2015.
- Junior college transfer Naquez Pringle saw his first career action vs. Florida and registered five tackles with one tackle for loss. He has 24 tackles on the season.
- At end, senior Courtney Miggins has 23 tackles with four pass breakups and three tackles for loss this season.
- Junior college transfer Alvonte Bell earned his first career start vs. New Mexico State and had a career-high seven stops. He has 19 tackles on the season.
- The hybrid end/linebacker position is held by sophomore Denzil Ware, who made 39 tackles last season, including 5.5 tackles for loss. Ware has 34 tackles in eight games in 2016 with a team-high 8.0 TFLs, 4.5 sacks and four quarterback hurries.
- Ware had two sacks vs. South Carolina, the most by a UK player against an SEC opponent since Ridge Wilson against South Carolina

in 2011. Allen and Ware matched that mark with two sacks each vs. Vanderbilt.

- De'Niro Laster, a transfer from Minnesota, had 14 tackles in his first five games as a Wildcat before suffering a season-ending knee injury.
- Sophomore defensive tackle Adrian Middleton has started the last seven games at tackle and has totaled 19 tackles.
- Sophomore tackle Tymere Dubose has seen action in seven games and has five tackles.
- Freshman defensive tackle T.J. Carter made his first collegiate appearance in the second quarter vs. UF and has six tackles in six games played.

### CORNERBACKS

*2015 Starters Returning/Lost: 2/0*

*2015 Letterwinners Returning/Lost: 4/1*

- Kentucky has five cornerbacks with extensive experience, including Freshman All-American and Freshman All-SEC cornerback Chris Westry (65 career tackles, 1.5 TFL, 1 sack, 2 interceptions, 10 pass breakups).
- That experience has shown so far this season as Kentucky has seven interceptions on the season.
- Kentucky's six interceptions through the first five games were the most since 2011.
- Sophomore Derrick Baity started the last four games of his freshman season, totaling 19 tackles and two pass breakups. Baity has started in all eight games this season and has 30 tackles with two interceptions, including one in back-to-back games.



**The pioneers: (L-R) Melvin Page (brother of the late Greg Page), Nate Northington, Wilbur Hackett and Houston Hogg.**

- Senior J.D. Harmon has 27 tackles. He has seven interceptions in his career, including two this season. He also has 16 pass career breakups, one this season.
- Junior Kendall Randolph can play corner or the nickelback position as needed. Randolph has contributed 41 tackles (14 this season) and two PBU.

## SAFETIES

*2015 Starters Returning/Lost: 1/1, 2015 Letterwinners Returning/Lost: 4/3*

- Sophomore Mike Edwards (91 career tackles, 6 TFL, 1 interception, 11 PBU, 1 FF) emerged as a starter last season at strong safety and has picked up where he left off. He currently ranks second on the team and ninth in the SEC in tackles per game with 7.5 (60).
- Edwards had a career-high 12 tackles vs. both New Mexico State and Alabama.
- Versatile Blake McClain can play any position in the defensive backfield and is UK's starting free safety. He has totaled 155 tackles, 2 interceptions and 20 pass breakups in his career. He currently is fifth on the team in total tackles with 37.
- Senior Marcus McWilson (145 career tackles, 6.0 TFL, 1.5 sacks, 3 PBU, 1 QBH, 1 FF) brings experience at safety. He has 37 tackles in eight games this season.
- McWilson recorded his second career defensive touchdown when he returned a pick 45 yards for a score against Mississippi State.

## KENTUCKY'S YOUNGSTOWN BOYS

As a neighbor of Pittsburgh, a.k.a. Steel City USA, Youngstown, Ohio has a reputation as a blue collar community defined by hard work and relationships forged over generations that are stronger than steel. Kentucky's football program is, in many ways, defined by that bond as it creates a southern alumni club from Youngstown, the hometown of head coach Mark Stoops and several other key members of the program. Below is a list of staffers and players from Youngstown, Ohio:

Mark Stoops - Head Coach (Cardinal Mooney)  
 Vince Marrow - Recruiting Coord./Tight Ends (Cardinal Mooney)  
 Steve Clinkscale - Defensive Backs (Chaney)  
 Frank Buffano - Director of Operations (Cardinal Mooney)  
 Mark Pelini - Graduate Assistant (offense) (Cardinal Mooney)  
 Marcus McWilson - Safety (Cardinal Mooney)  
 Jordan Jones - Linebacker (Cardinal Mooney)  
 Tymere Dubose - Defensive Tackle (Youngstown Christian)  
 Courtney Love - Linebacker (Cardinal Mooney)



**The statues honoring the first four black men to break the color barrier in SEC football stands in front of UK's new practice facility.**

## WHALEN NAMED KENTUCKY'S SEC FOOTBALL LEGEND

Former tight end James Whalen has been named a 2016 Southeastern Conference Legend for excelling on the gridiron after a true storybook rags-to-riches collegiate career.

Whalen, originally from Portland, Ore., came to Kentucky as a walk-on after playing his freshman season at Shasta College in Redding, Calif. After his family moved to Walton, Ky., because of a job transfer, James decided to transfer. Armed with a highlight tape made by his mother, James visited then-new coach Hal Mumme in the summer of 1997 and asked to tryout as a walk-on. The rest is history.

Whalen came from the depths of obscurity to emerge as UK's go-to receiver. In three seasons, which included appearances in the Outback Bowl and Music City Bowl, he played in 33 career games with 13 starting assignments and earned first-team All-America honors from the Walter Camp Football Foundation, Associated Press, CNN/SI and CBS SportsLine in 1999. As a senior, he caught 90 passes for 1,019 yards and 10 touchdowns, leading the nation's tight ends in all three categories while setting an NCAA record for most catches by a tight end in a season. He also was a consensus first-team All-SEC selection and was second-team All-America by Football News and third-team All-America by The Sporting News. He was selected by Tampa Bay in the fifth round of the 2000 National Football League draft and went on to play four years in the NFL with the Dallas Cowboys.

Whalen graduated from Kentucky with a degree in research communication and currently lives in Aledo, Texas near Fort Worth with his wife, Dannielle, and two children, Whitney and William.

This year's class includes a Heisman Trophy winner, All-Americans, All-SEC selections and Academic All-Americans as well as NCAA and SEC record holders. The group represents teams that won National and SEC Championships and are represented in state, school and college football halls of fame.

The class will be honored at the 2016 SEC Football "Weekend of Champions" Dec. 2-3 in Atlanta, Ga. The annual SEC Legends Dinner presented by AT&T will be held Dec. 2 at the Hyatt Regency in Atlanta and the group will also be recognized prior to the SEC Football Championship Game, which will be held at the Georgia Dome on Sat., Dec. 3.

## STATUE HONORING SEC TRAILBLAZERS UNVEILED

The statue honoring the four UK players who broke the color barrier in Southeastern Conference football – Nate Northington, Greg Page, Wilbur Hackett and Houston Hogg – was unveiled at an event at the site of the statue on Sept. 22.

The statue commemorates the playing careers and lives of the first four African-American football players in SEC history. It will be located on a pedestal in the plaza between the new Kentucky Football Training Facility and Commonwealth Stadium, positioned to remind fans, coach-

es and players of the incredible contributions made by Northington, Page, Hackett and Hogg to the University of Kentucky, the SEC and college football on a national level.

“No four players in our program’s history have better demonstrated the values of courage, determination and selflessness than Nate, Greg, Wilbur and Houston,” Athletics Director Mitch Barnhart said. “The pride we take in calling them Kentucky Wildcats is matched only by our gratitude for what they have done for this university and for college football in the South. We are proud to show that appreciation with the dedication of this statue that will occupy a prominent place at the home of Kentucky football.”

Cast in bronze, the statue features the four pioneers in uniform standing side by side. It was designed and sculpted by J. Brett Grill over the course of a year and after interviews with the three living trailblazers; Page’s brother, Melvin; and teammates of the four. The statue is to scale, with the tallest figure standing approximately seven-and-a-half feet tall. It is 11 feet wide at its base and four feet in depth, weighing around 3,500 pounds.

This year marks the 50th anniversary of Northington and Page’s arrival on the UK campus in 1966. Hackett and Hogg would join them a year later. Northington made his varsity debut on Sept. 23, 1967 against Indiana before breaking the SEC’s color barrier a week later when UK hosted Ole Miss on Sept. 30, 1967. Tragically, Page – Northington’s close friend – passed away just a day prior on Sept. 29 after suffering a neck injury in a practice accident. Hackett and Hogg would carry on Northington and Page’s legacy, with Hackett becoming the SEC’s first African-American team captain in any sport in 1969.

## RICH BROOKS, WESLEY WOODYARD INDUCTED INTO UK ATHLETICS 2016 HALL OF FAME CLASS

The University of Kentucky Athletics Hall of Fame Class of 2016 inducted six new members last weekend. They were Rich Brooks (football), Chuck Hayes (men’s basketball), James Johnson (wrestling), Molly Johnson-Belcher (softball), Bernadette Madigan-Dugan (cross country/track and field) and Wesley Woodyard (football).

### RICH BROOKS, FOOTBALL, 2003-09

Only coach in school history to guide UK to bowl games in four consecutive years and win three straight bowls ... Took over a program mired in a severe NCAA probation and by 2006 led UK to a 28-20 upset win over Clemson in the Music City Bowl ... Followed with a win over Florida State in the 2007 Music City Bowl, a season which included a Top-10 ranking and victory over No. 1 (and eventual national champion) LSU ... Following 2008 season, defeated East Carolina in the Liberty Bowl and completed his career at the

## KENTUCKY CAREER RECORDS

### CAREER RECEIVING YARDAGE LEADERS

#	Player	Years	Rec	Yards	Avg	TD
1.	Craig Yeast	1995-98	208	2,899	13.9	28
2.	Keenan Burton	2003-07	189	2,376	12.6	25
3.	Derek Abney	2000-03	197	2,339	11.9	18
4.	Dicky Lyons, Jr.	2004, 2006-08	141	1,752	12.4	18
5.	Quentin McCord	1996, 1998-2000	112	1,743	15.6	15
6.	La’Rod King	2009-12	134	1,706	12.7	17
7.	Randall Cobb	2008-10	144	1,661	11.5	13
8.	Anthony White	1996-99	194	1,520	7.8	8
9.	Felix Wilson	1977-79	90	1,508	16.8	10
10.	Tom Hutchinson	1960-62	94	1,483	15.7	9
11.	Kevin Coleman	1995-98	107	1,428	13.3	13
12.	Larry Seiple	1964-66	72	1,422	19.8	10
13.	Jacob Tamme	2004-07	133	1,417	10.6	11
14.	Rafael Little	2004-07	131	1,324	10.1	5
15.	James Whalen	1997-99	120	1,324	11.0	13
16.	Rick Kestner	1963-65	82	1,280	15.6	10
17.	Chris Matthews	2009-10	93	1,289	13.9	12
18.	<b>Garrett Johnson</b>	<b>2014-present</b>	<b>93</b>	<b>1,271</b>	<b>13.7</b>	<b>6</b>
19.	Derek Smith	1999-2001	89	1,224	13.8	9
20.	Phil Logan	1987-90	83	1,219	14.7	7
21.	<b>Jeff Badet</b>	<b>2013, 2015-present</b>	<b>71</b>	<b>1,211</b>	<b>17.1</b>	<b>6</b>
22.	Steve Meilinger	1951-53	75	1,210	16.1	17
23.	Steve Johnson	2006-07	72	1,200	16.6	14
24.	<b>Ryan Timmons</b>	<b>2013-present</b>	<b>101</b>	<b>1,145</b>	<b>11.3</b>	<b>5</b>
25.	Javess Blue	2013-14	72	1,111	15.4	9
26.	Derek Homer	1997-2000	129	1,052	8.2	2

### CAREER RUSHING LEADERS

#	Player	Years	Att	Yards	Avg.	TD
1.	Sonny Collins	1972-75	777	3,835	4.9	26
2.	Moe Williams	1993-95	618	3,333	5.4	26
3.	Rafael Little	2004-07	580	2,996	5.2	16
4.	Mark Higgs	1984-87	532	2,892	5.4	25
5.	George Adams	1981-84	638	2,648	4.2	25
6.	Derrick Locke	2007-10	518	2,618	5.1	22
7.	<b>Boom Williams</b>	<b>2014-present</b>	<b>304</b>	<b>2,162</b>	<b>7.1</b>	<b>14</b>
8.	Artose Pinner	1999-2002	438	2,105	4.8	17
9.	Marc Logan	1983-86	389	1,769	4.5	11
10.	Derrick Ramsey	1975-77	446	1,764	3.9	25
11.	Anthony White	1996-99	364	1,758	4.8	11
12.	Rodger Bird	1963-65	397	1,699	4.2	21
13.	Derek Homer	1997-2000	353	1,689	4.8	11
14.	Ivy Joe Hunter	1985-88	361	1,687	4.7	19
15.	Bill Leskovar	1949-51	324	1,664	5.1	9
16.	Steve Campassi	1972-75	370	1,609	4.3	8
17.	Raymond Sanders	2010-13	340	1,542	4.5	11
18.	Al Baker	1986-90	378	1,534	4.1	15
19.	<b>Jojo Kemp</b>	<b>2013-present</b>	<b>309</b>	<b>1,505</b>	<b>4.9</b>	<b>16</b>
20.	Mike Fanuzzi	1971-74	344	1,484	4.3	16
21.	Bobby Cravens	1956-58	323	1,448	4.5	6
22.	Tony Dixon	2004, 2006-08	345	1,388	4.0	16
23.	Alfred Rawls	1988-89	286	1,370	4.8	16

### CAREER SCORING LEADERS

#	Player	Years	TD	FG	PAT	Pts
1.	Lones Seiber	2006-09	0	49	158	305
2.	Joey Worley	1984-87	0	57	75	246
3.	Seth Hanson	1997-98, 2000-01	0	35	127	232
4.	Taylor Begley	2002-05	0	36	118	226
	Randall Cobb	2008-10	37	0	2	226
6.	<b>Austin MacGinnis</b>	<b>2014-present</b>	<b>0</b>	<b>43</b>	<b>88</b>	<b>217</b>
7.	Craig Yeast	1995-98	32	0	0	192
8.	Craig McIntosh	2009-12	0	31	81	174
9.	Doug Pelfrey	1990-92	0	34	6	167
10.	George Adams	1981-84	27	0	2	166

Music City Bowl in 2009 ... Won at least seven games four years in a row, first time that had happened at UK since 1909-12 ... 2009 SEC Coach of the Year by CollegeFootballNews.com ... In last four seasons, led UK to 12 fourth-quarter comeback wins.

#### **WESLEY WOODYARD, FOOTBALL, 2004-07**

One of the best defensive players and team leaders in Kentucky history ... First-team All-SEC as a junior and senior ... Made 395 tackles in his career, seventh in school history ... Led team in tackles three straight years, with at least 100 stops each of the three seasons ... Led the SEC as a senior with 139 tackles ... Unquestioned leader of the defense as the Wildcats posted eight-win seasons and won the 2006 and '07 Music City Bowls ... Led UK in tackles in both bowl triumphs ... Second-team Sophomore All-America ... Also a key contributor in special teams kick coverage ... First-team Freshman All-SEC ... SEC Academic Honor Roll ... UK Athletics Society of Character ... Has played eight years in the NFL with Denver and Tennessee.

#### **FOUR WALK-ONS EARN SCHOLARSHIPS**

Coach Stoops awarded scholarships to four deserving walk-ons during preseason camp in juniors Dylan Greenberg and Charles Walker and senior fullbacks Will Thomas Collins and Tanner Fink.

- Fink, a tight end/fullback and native of Elizabethtown, Ky., played in two games last season. He was named Scout Team Player of the Week twice in 2014.
- Collins, also known as "Taco Meat" is a fullback from Jackson, Ky. He saw action in 12 games last season with two starts.
- Greenberg, a right guard and native of Tucson, Ariz., transferred from Youngstown State and sat out the 2014 season. He practiced with the team last season but hasn't seen action yet.
- Walker, a wide receiver from Louisville, Ky., played in all 12 games last season with one start. He finished with five catches for 61 yards and was a weapon on special teams.

#### **2016 SCHEDULE NOTES**

- UK faces a challenging schedule in 2016, including home conference games with South Carolina, Vanderbilt, Georgia and Mississippi State. UK will travel to Florida, Alabama, Tennessee and Missouri in league play.
- The Wildcats face seven straight SEC foes, hosting South Carolina (Sept. 24) and Vanderbilt (Oct. 8), and traveling to Tuscaloosa to face Alabama (Oct. 1). UK will break for an open date on Oct. 15, before hosting Mississippi State on Oct. 22 and traveling to face Missouri on Oct. 29.
- UK will play host to Georgia on Nov. 5 and travel to Tennessee on Nov. 12, before



#### **DE'NIRO LASTER, GREG HART AND COURTNEY LOVE IN AFRICA**

concluding its home schedule with Austin Peay on Nov. 19. Kentucky and Louisville will conclude the regular season on Nov. 26 at Papa John's Cardinal Stadium. It marks the second consecutive season UK will finish the year with two straight non-conference games.

- For the 25th consecutive year, the 2016 regular season will culminate with the SEC Championship Game on Saturday, Dec. 3 at the Georgia Dome in Atlanta.

#### **2017 SCHEDULE ANNOUNCED**

The 2017 Kentucky football schedule will feature seven home games, including visits from Florida, Tennessee and Louisville, and five road games.

Kentucky opens its season on the road against Southern Miss in Hattiesburg, Miss. on Sept. 2 before returning home to face Eastern Kentucky in its home debut at Commonwealth Stadium on Sept. 9. The Wildcats close out September with a trip to South Carolina on Sept. 16 and then back-to-back home tilts against Florida on Sept. 23 and Eastern Michigan on Sept. 30.

The meat of the Southeastern Conference portion of the schedule begins Oct. 7 when Missouri comes to town to kick off six consecutive games against league foes. After an open date on Oct. 14 the Wildcats travel to Mississippi State on Oct. 21, host Tennessee (Oct. 28) and Ole Miss (Nov. 4) and then cap their conference slate with road games at Vanderbilt on Nov. 11 and Georgia on Nov. 18.

The regular season finale comes on Thanksgiving weekend with a Nov. 25 visit by Louisville to Commonwealth Stadium in the battle for the Governor's Cup.

DATE	OPPONENT	LOCATION
Sept. 2	at Southern Miss	Hattiesburg, Miss.
Sept. 9	EASTERN KENTUCKY	Lexington, Ky.
Sept. 16	at South Carolina	Columbia, S.C.
Sept. 23	FLORIDA	Lexington, Ky.
Sept. 30	EASTERN MICHIGAN	Lexington, Ky.
Oct. 7	MISSOURI	Lexington, Ky.
Oct. 14	Open Date	
Oct. 21	Mississippi State	Starkville, Miss.
Oct. 28	TENNESSEE	Lexington, Ky.
Nov. 4	OLE MISS	Lexington, Ky.
Nov. 11	at Vanderbilt	Nashville, Tenn.

Nov. 18 at Georgia Athens, Ga.  
Nov. 25 LOUISVILLE Lexington, Ky.

#### **THREE CATS TRAVEL TO ETHIOPIA FOR SERVICE TRIP**

- Three Wildcats, Greg Hart, Courtney Love and De'Niro Laster, traveled to Ethiopia in May for UK Athletics' sixth annual service trip to Africa. During the week-long trip, the athletes interacted with the residents of impoverished communities, helped widows and orphans and assisted in renovating houses.

#### **COACHING CHANGES**

- Eddie Gran was named assistant head coach of the offense/offensive coordinator as well as running backs coach on Dec. 29, 2015.
- Darin Hinshaw was named the co-offensive coordinator/quarterbacks coach on Dec. 29, 2015.
- Lamar Thomas was named the wide receivers coach on Feb. 2, 2016.
- UK co-defensive coordinator and defensive backs coach, Derrick Ansley, was hired to be the defensive backs coach at Alabama on Feb. 3, 2016. Former Cincinnati co-defensive coordinator, Steve Clinkscale, was hired in late February to replace Ansley.
- Outside linebackers coach Andy Buh left to be the defensive coordinator at Maryland and Matt House, formerly the defensive coordinator at Florida International, was hired in May to take his place. House will coach the inside linebackers and serve as the special teams coordinator. Defensive coordinator D.J. Eliot will now coach the outside linebackers.

#### **MID-YEAR ENROLLEES**

- Kentucky welcomed seven mid-year enrollees to the program in January. Three are junior college transfers and four are true freshmen.

**Kash Daniel, Linebacker**, 6-1, 235, Fr.-HS, Paintsville, Ky. (Paintsville)

**Gunnar Hoak, Quarterback**, 6-4, 190, Fr.-HS, Dublin, Ohio (Dublin Coffman)

**Dakota Holtzclaw, Wide Receiver**, 6-7, 215, Fr.-HS, Columbus, Ohio (Worthington Kil-

bourne)

**Drake Jackson, Center**, 6-2, 302, Fr.-HS, Versailles, Ky. (Woodford County)

**Tate Leavitt, Off. Tackle**, 6-6, 310, Jr.-JC, Thornville, Ohio (Sheridan/Hutchinson CC)

**Naquez Pringle, Defensive Line**, 6-2, 330, Jr.-JC, Georgetown, S.C. (Carvers Bay/Itawamba CC)

**Stephen Johnson II, QB**, 6-3, 190, Jr.-JC, Rancho Cucamonga, Calif. (Los Osos/Grambling/College of the Desert)

- In 2015, UK added six mid-year enrollees, including high school graduates offensive lineman George Asafo-Adjei, tight end C.J. Conrad, defensive end Kengera Daniel and linebacker Jordan Jones, and two Nebraska transfers, tight end Greg Hart and linebacker Courtney Love.
- The four freshmen all made an immediate impact on the team in their debut season. Asafo-Adjei played in 11 of 12 games with three starts. Conrad played in all 12 games with nine starts and ranked fifth on the team in receptions with 15 catches for 149 yards and a touchdown. He was named third-team Freshman All-America. Daniel saw action in seven games and Jordan Jones charted 10 tackles in nine games played.

## "FIRSTS" UNDER STOOPS

- Kentucky experienced several "firsts" during the 2015 season to boast about:
- The win over South Carolina marked UK's first road win since a 2010 win at Louisville, snapping a 22-game losing skid.
- The USC win was UK's first SEC road win since defeating Georgia in 2009.
- UK's win over Missouri marked its first win over a ranked opponent since upsetting South Carolina in 2010, snapping an 18-game losing streak to ranked teams.
- The win over No. 23/25 Missouri marked Stoops' first win over a ranked opponent and snapped Missouri's 11-game road winning streak, which was the third-longest active streak in the nation.
- The win over No. 23/25 Missouri marked UK's first win over a defending SEC Eastern Division Champion since 2006 vs. Georgia.
- UK's win over Eastern Kentucky marked the first overtime win in the Stoops era and tied for the largest fourth-quarter comeback (behind by 14) in school history.

## ACADEMIC SUCCESS

- Last year, UK had 26 players on the SEC Fall Academic Honor Roll and two (Logan Stenberg and Mason Wolfe) were named to the SEC First-Year Academic Honor Roll.
- Seven Wildcats (Will Thomas Collins, Tanner Fink, Dylan Greenberg, J.D. Harmon, Blake McClain, Jon Toth and Zane Williams) are all expected to graduate in December with their undergraduate degrees.
- Players on track to graduate in May are: Jeff Badet, Greg Hart, Nick Haynes, Jacob Hyde, Jojo Kemp, DeNiro Laster, Courtney Love,

Marcus McWilson, Kyle Meadows, Courtney Miggins and Ryan Timmons.

- Several key UK players have strong cumulative GPAs over their academic careers, including Miles Butler (3.949), Charles Walker (3.857), Austin MacGinnis (3.726) and Zach Myers (3.672).

## FAMILY TIES AT KENTUCKY

- Senior offensive lineman Zach Myers is the son of former UK offensive lineman Brad Myers (1984-87). Brad blocked for three of the top rushers in UK history - George Adams, Mark Higgs and Marc Logan.
- UK senior wide receiver Ryan Timmons has a twin sister named Raven, who is a student assistant in the football office.
- Redshirt freshman linebacker Elijah Barnett's father, Oliver, starred at UK from 1985-89, before playing six seasons in the NFL.
- Freshman linebacker Drew Schlegel is the son of former Wildcat, Mike Schlegel. Mike was a tackle and team captain at Kentucky from 1992-95.

## DID YOU KNOW?

- This is the 126th season of intercollegiate football for the UK football program.
- Three current Wildcats traveled to Ethiopia in May for a week-long service trip - linebacker Courtney Love, linebacker De'Niro Laster and tight end Greg Hart.
- The Kentucky cheerleaders have won an unprecedented 21 national cheerleading championships, including 17 of the last 21, at the annual Universal Cheerleaders Association championships.
- Kentucky is one of only 10 schools that have won an NCAA men's basketball championship while also having a claim on a national championship in football.
- UK is one of only seven universities in the U.S. that have programs in agriculture, engineering, law, medicine and pharmacy on a single campus.
- Kentucky linebacker Josh Forrest was chosen by the Los Angeles Rams in the sixth round of the 2016 National Football League Draft. Five other Wildcats signed free agents contracts: Farrington Huguenin (Miami Dolphins), Cory Johnson (Atlanta Falcons), Melvin Lewis (New York Giants), A.J. Stamps (Cleveland Browns) and Jordan Swindle (Los Angeles Rams).

## KENTUCKY IN OVERTIME GAMES

- Kentucky is 3-6 in overtime all-time, including a 3-4 mark at home and 0-2 record away.

Date	Opponent	Home/Away	Number of Overtimes	Final Score
Oct. 4, 1997	Alabama	Home	1	W, 40-34
Sept. 2, 2000	Louisville	Away	1	L, 40-34
Nov. 1, 2003	Arkansas	Home	7 (NCAA record)	L, 71-63
Oct. 13, 2007	LSU	Home	3	W, 43-37
Nov. 24, 2007	Tennessee	Home	4	L, 52-50
Nov. 28, 2009	Tennessee	Home	1	L, 30-24
Sept. 15, 2012	Western Kentucky	Home	1	L, 32-31
Sept. 13, 2014	Florida	Away	3	L, 36-30
Oct. 3, 2015	Eastern Kentucky	Home	1	W, 34-27

## KENTUCKY'S ALL-TIME COMEBACK WINS

1. -18 Oct. 16, 2010: Trailing South Carolina 28-10 in the third quarter, went on to win 31-28 (at Kentucky)
2. -17 Sept. 19, 1998: Trailing Indiana 20-3 in the second quarter, went on to win 31-27 (at Kentucky)
- 17 Oct. 25, 2003: Trailing Mississippi State 17-0 in the second quarter, went on to win 42-17 (at Kentucky)
4. -14 Nov. 2, 1991: Trailing Cincinnati 14-0 in the second quarter, went on to win 20-17 (at Kentucky)
- 14 Nov. 21, 2009: Trailing Georgia 27-13 in the third quarter, went on to win 34-27 (at Georgia)
- 14 Oct. 4, 2014: Trailing South Carolina 38-24 in the fourth quarter, went on to win 45-38 (at Kentucky)
- 14 Oct. 3, 2015: Trailing Eastern Ky. 27-13 in the fourth quarter, went on to win 34-27 in overtime (at Kentucky)
8. -13 Oct. 17, 1914: Trailing Mississippi A&M (now Mississippi State) 13-0 in the second quarter, went on to win 19-13 (at Kentucky)
- 13 Dec. 29, 1984: Trailing Wisconsin 13-0 in the first quarter of the Hall of Fame Bowl, went on to win 20-19
- 13 Sept. 16, 2000: Trailing Indiana 20-7 in the second quarter, went on to win 41-34 (at Kentucky)
- 13 Nov. 13, 2004: Trailing Vanderbilt 13-0 in the fourth quarter, went on to win 14-13 (at Kentucky)
- 13 Sept. 22, 2007: Trailing Arkansas 20-7 in the second quarter, went on to win 42-29 (at Arkansas)
- 13 Oct. 13, 2007: Trailing LSU 27-14 in the third quarter, went on to win 43-37 in three overtimes (at Kentucky)
- 13 Oct. 18, 2008: Trailing Arkansas 20-7 in the fourth quarter, went on to win 21-20 (at Kentucky)
- 13 Jan. 2, 2009: Trailing East Carolina 16-3 in the third quarter of the Liberty Bowl, went on to win 25-19
16. -11 Nov. 16, 1974: Trailing Florida 17-6 in the second quarter, went on to win 41-24 (at Kentucky)
- 11 Nov. 9, 1996: Trailing Mississippi State 14-3 in the second quarter, went on to win 24-21 (at Kentucky)
- 11 Nov. 7, 1998: Trailing Mississippi State 29-18 in the third quarter, went on to win 37-35 (at Kentucky)
- 11 Nov. 4, 2006: Trailing Georgia 14-3 in the second quarter, went on to win 24-20 (at Kentucky)
- 11 Oct. 11, 2014: Trailing Louisiana-Monroe 14-3 in the second quarter, went on to win 48-14 (at Kentucky)
- 11 **Oct. 22, 2016: Trailing Mississippi State 14-3 in the second quarter, went on to win 40-38 (at Kentucky)**
22. -10 Nov. 1, 1913: Trailing Earlham 10-0 in the second quarter, went on to win 28-10 (at Kentucky)
- 10 Oct. 23, 1965: Trailing Georgia 10-0 in the second quarter, went on to win 28-10 (at Kentucky)
- 10 Nov. 5, 1966: Trailing Vanderbilt 10-0 in the fourth quarter, went on to win 14-10 (at Kentucky)
- 10 Oct. 1, 1977: Trailing Penn State 10-0 in the first quarter, went on to win 24-20 (at Penn State)
- 10 Oct. 14, 1978: Trailing Ole Miss 10-0 in the third quarter, went on to win 24-17 (at Ole Miss)
- 10 Nov. 7, 1981: Trailing Vanderbilt 10-0 in the second quarter, went on to win 17-10 (at Vanderbilt)
- 10 Oct. 12, 1985: Trailing Mississippi State 10-0 in the second quarter, went on to win 33-19 (at Kentucky)
- 10 Oct. 27, 1990: Trailing Georgia 10-0 in the second quarter, went on to win 26-24 (at Kentucky)
- 10 Sept. 23, 1993: Trailing South Carolina 17-7 in the fourth quarter, went on to win 21-17 (at South Carolina)
- 10 Sept. 16, 1995: Trailing Indiana 10-0 in the second quarter, went on to win 17-10 (at Indiana)
- 10 Sept. 10, 2011: Trailing Central Michigan 13-3 in the second quarter, went on to win 27-13 (at Kentucky)



# Commonwealth Stadium

*On game day, Commonwealth Stadium often becomes the third-largest city in Kentucky.*

- Since its opening in 1973, Kentucky has played 282 games within the friendly confines of Commonwealth Stadium. UK has a 151-128-4 record in CWS (.541), 15-12 under Mark Stoops.
- UK announced its first sellout since 2010 when 62,933 fans attended the season opener vs. Louisiana Lafayette on Sept. 5, 2015.
- Since the 1999 expansion, UK has averaged 63,030 fans per game and ranked in the nation's top 30 teams in attendance for 13 seasons. Both the single game and season attendance record has been broken in recent years.
- The playing surface is named C.M. Newton Field in honor of the former UK Director of Athletics.

## Commonwealth Stadium Renovations:

Through a \$125-million reinvention, Commonwealth Stadium has been transformed into a state-of-the-art facility. As the Kentucky football program enters a new era, the Big Blue Nation enjoys an intimate game-day atmosphere to match. The experience begins outside the stadium, as the longtime home of the Wildcats has undergone a dramatic external facelift. The new Commonwealth Stadium has taken on a modern look, but one that remains uniquely Kentucky. Inside, the capacity of Commonwealth has been reduced over the course of the two-year project, but the value of all remaining seats has been increased, from the top of the upper deck to front-row seats at midfield. Concourses have been revamped and widened throughout the stadium with improved concessions, restrooms and security. Players and coaches will reap the benefits of the new Commonwealth Stadium as well, as new home-team facilities has been built, while a new multi-purpose recruiting room plays host to future Wildcats on their on-campus visits. For more information, visit [TheNewCWS.com](http://TheNewCWS.com).

## Facts and Figures on Commonwealth Stadium:

Seating Capacity: 61,000, including the Commonwealth Suites.

Playing Field: UK switched from natural grass to synthetic turf for the 2015 season. Other SEC schools with a turf surface are: Arkansas, Mississippi State, Missouri and Vanderbilt.

Video Boards: Video boards by Daktronics measuring at 39 by 79 feet, each, bring a total of 6,162 square feet of video capability. The video boards put UK among the nation's leaders in video square footage. The interior seating bowl also has LED ribbon boards.

Sound System: Sportsound system delivers pounding bass energy, smooth mid- and high-range frequencies, and high-impact entertainment. Components of the sound system include a main speaker cluster behind the end zone, under-balcony speakers and concourse speakers.

## Game Day Experiences

The "Cat Walk" on Talbott Todd Way: With the unveiling of the new \$45 million Kentucky Football Training Facility this summer, the headquarters of the program have moved next door to Commonwealth. That means the Cat Walk presented by Chevy will still begin outside Gate 1 two hours and 15 minutes prior to kickoff, but the team will proceed past Gate 1 and between Commonwealth Stadium and Nutter Field House which has been dedicated to former Wildcat Talbott Todd (1963-65). Todd is an avid supporter of the program who was diagnosed with ALS in 2015. From Talbott Todd Way they will walk to the locker room in the Kentucky Football Training Facility. The new Cat Walk route is expected to be more engaging and intimate and fans are encouraged to line up between Gate 1 and Commonwealth Stadium.

Coca Cola Fan Zone: Fans of all ages, but especially the younger Wildcats, will enjoy playing at the Fan Zone located in Nutter Field House. It will have inflatable games, free posters, face tatoos and more, available two hours before kickoff.

## TOP ATTENDANCES FOR THE NEW CWS

1.	63,407	Auburn, 2015
2.	63,380	EKU, 2015
3.	63,040	Florida, 2015
4.	62,933	UL Lafayette, 2015
5.	62,512	Louisville, 2015

# NUMERICAL ROSTER

1 Ryan Timmons, WR, Frankfort, Ky.  
2 Dorian Baker, WR, Cleveland Heights, Ohio  
3\* Jordan Griffin, DB, Jonesboro, Ga.  
3\* Jojo Kemp, RB, DeLand, Fla.  
5 Kendall Randolph, CB, Tallahassee, Fla.  
6 Blake Bone, WR, Woodruff, S.C.  
7 Drew Barker, QB, Burlington, Ky.  
8\* Bryan Berezowitz, WR, Lexington, Ky.  
8\* Kobie Walker, LB, Baltimore, Md.  
9\* Garrett Johnson, WR, Winter Garden, Fla.  
9\* Davonte Robinson, CB, Lexington, Ky.  
10 Asim "A.J." Rose, RB, Cleveland, Ohio  
11 J.D. Harmon, CB, Paducah, Ky.  
12\* Antonio Hassell, DB, Louisville, Ky.  
12\* Gunnar Hoak, QB, Dublin, Ohio  
13 Jeff Badet, WR, Orlando, Fla.  
14 Luke Wright, QB, Atlanta, Ga.  
15\* Stephen Johnson, QB, Rancho Cucamonga, Calif.  
15\* Marcus McWilson, S, Youngstown, Ohio  
16\* Davis Mattingly, QB, Louisville, Ky.  
16\* Marcus Walker, S, Lake Wales, Fla.  
17\* Tobias Gilliam, DB, Dayton, Ohio  
17\* Alexander Montgomery, WR, Weston, Fla.  
18 "Boom" Williams, RB, Monroe, Ga.  
19 Kayaune Ross, WR, West Chester, Ohio  
20\* Kengera Daniel, DE, Raleigh, N.C.  
20\* Ryan Kendall, WR, Charlotte, N.C.  
21 Chris Westry, CB, Orange Park, Fla.  
22\* Sihiem King, RB, Colquitt, Ga.  
22\* Casius Smith, DB, Lexington, Ky.  
23\* Brayden Berezowitz, WR, Lexington, Ky.  
23\* Terrell Scruggs, DB, Louisville, Ky.  
24\* Zach Johnson, RB, Cincinnati, Ohio  
24\* Blake McClain, CB, Winter Park, Fla.  
25\* Harold Turks, RB, Nashville, Tenn.  
25\* Darius West, S, Lima, Ohio  
26\* Jack Jackson, DB, Lexington, Ky.  
26\* Benny Snell Jr., RB, Westerville, Ohio  
27 Mike Edwards, S, Cincinnati, Ohio  
28 Kei Beckham, CB, Trotwood, Ohio  
29 Derrick Baity, CB, Tampa, Fla.  
30\* Isaiah Brown, CB, Martinez, Ga.  
30\* Marvin Robinson, WR, Fort Lauderdale, Fla.  
31\* David Bouvier, WR, Lexington, Ky.  
31\* Jamar "Boogie" Watson, LB, Forestville, Md.  
32\* Eli Brown, LB, Bowling Green, Ky.  
32\* William Mahone, RB, Cincinnati, Ohio  
33 Roland Walder, LB, Dayton, Ohio  
34 Jordan Jones, LB, Youngstown, Ohio  
35 Denzil Ware, DE/LB, Opp, Ala.  
36\* Jacob Hyde, NG/FB, Manchester, Ky.  
36\* Jake Sauder, TE, Pittsburgh, Penn.  
37 Spencer Foy, LB, Louisville, Ky.  
38 Alex Brownell, LB, Union, Ky.  
39 Elijah Barnett, LB, Lexington, Ky.  
40 Nico Firiros, LB, Longwood, Fla.  
41 Josh Allen, LB, Montclair, N.J.  
42\* Kynan Smith, WR, Taylorsville, Ky.  
42\* Tristan Yeomans, LS, Waycross, Ga.  
43 Logan Blue, LB/LS, Owensboro, Ky.  
44 De'Niro Laster, LB, Cleveland Heights, Ohio  
45 Jaylin Bannerman, LB, Pickerington, Ohio  
46 Drew Schlegel, LB, Parker, Colo.  
47 Jordan Bonner, LB, Lyndhurst, Ohio

# ALPHABETICAL ROSTER

41 Josh Allen LB 6-5 230 So-1L Montclair, N.J. (Montclair)  
64 George Asafo-Adjei OT 6-5 315 So-1L West Chester, Ohio (Lakota West)  
13 Jeff Badet WR 6-0 180 Jr-2L Orlando, Fla. (Freedom)  
29 Derrick Baity CB 6-3 182 So-1L Tampa, Fla. (H.B. Plant)  
2 Dorian Baker WR 6-3 208 Jr-2L Cleveland Heights, Ohio (Cleveland Heights)  
45 Jaylin Bannerman LB 6-5 220 Fr-HS Pickerington, Ohio (Pickerington Central)  
7 Drew Barker QB 6-3 225 So-1L Burlington, Ky. (Conner)  
39 Elijah Barnett LB 6-3 230 Fr-RS Lexington, Ky. (Henry Clay)  
55 David Baumer OG 6-5 309 So-Sq Cincinnati, Ohio (LaSalle)  
28 Kei Beckham CB 5-11 175 Fr-RS Trotwood, Ohio (Trotwood-Madison)  
92 Alvonte Bell DE 6-5 260 Jr-JC Miramar, Fla. (Everglades/Pearl River CC)  
23 Brayden Berezowitz WR 5-9 158 Fr-HS Lexington, Ky. (Henry Clay)  
8\* Bryan Berezowitz WR 5-9 165 Fr-HS Lexington, Ky. (Henry Clay)  
53 Blake Best LS 6-1 246 Fr-RS Duluth, Ga. (Peachtree Ridge)  
43 Logan Blue LB/LS 6-4 240 So-Sq Owensboro, Ky. (Owensboro)  
6 Blake Bone WR 6-5 213 Jr-2L Woodruff, S.C. (Woodruff)  
47 Jordan Bonner LB 6-5 220 So-JC Lyndhurst, Ohio (Brush/NE Oklahoma A&M)  
31\* David Bouvier WR 5-9 171 So-Sq Lexington, Ky. (Lexington Catholic)  
32\* Eli Brown LB 6-2 215 Fr-RS Bowling Green, Ky. (Warren East)  
30\* Isaiah Brown CB 6-0 180 FR-RS Martinez, Ga. (Augusta Christian)  
38 Alex Brownell LB 6-2 215 Fr-RS Union, Ky. (Ryle)  
95 Miles Butler K 5-9 171 So-1L Paducah, Ky. (Tilghman)  
90 T.J. Carter DE 6-4 275 Fr-HS Mableton, Ga. (Whitefield Academy)  
48\* Will Thomas Collins FB 5-11 241 Sr-1L Jackson, Ky. (Breathitt County/Pikeville)  
87 C.J. Conrad TE 6-5 245 So-1L LaGrange, Ohio (Keystone)  
93\* Ja'Quize Cross DL 6-3 312 Fr-HS New Market, Ala. (Buckhorn)  
56 Kash Daniel LB 6-1 241 Fr-HS Paintsville, Ky. (Paintsville)  
20\* Kengera Daniel DE 6-5 260 So-1L Raleigh, N.C. (Millbrook)  
98 Tymere Dubose DT 6-5 320 So-1L Youngstown, Ohio (Youngstown Christian)  
27 Mike Edwards S 6-0 200 So-1L Cincinnati, Ohio (Winton Woods)  
69\* Matt Elam NG 6-7 360 Jr-2L Elizabethtown, Ky. (John Hardin)  
49 Tanner Fink TE/FB 6-2 251 Sr-Sq Louisville, Ky. (North Oldham)  
40 Nico Firiros LB 6-2 242 So-Sq Longwood, Fla. (Lyman)  
79 Luke Fortner OT 6-6 305 Fr-HS Sylvania, Ohio (Sylvania Northview)  
37 Spencer Foy LB 6-4 226 So-Tr Louisville, Ky. (St. Xavier/Louisville)  
17\* Tobias Gilliam DB 5-11 193 Fr-HS Dayton, Ohio (Wayne)  
62 Dylan Greenberg RG 6-2 302 Jr-Sq Tucson, Ariz. (Salpointe Catholic/Youngstown State)  
82 Jabari Greenwood WR 6-3 195 Fr-RS Washington, D.C. (Gonzaga)  
3\* Jordan Griffin DB 6-0 177 Fr-HS Jonesboro, Ga. (Jonesboro)  
11 J.D. Harmon CB 6-2 200 Sr-3L Paducah, Ky. (Tilghman)  
85 Greg Hart TE 6-5 245 Jr-Tr Dayton, Ohio (Archbishop Alter/Nebraska)  
12\* Antonio Hassell DB 6-0 175 Fr-HS Louisville, Ky. (DuPont Manual)  
68 Nick Haynes OG 6-3 316 Jr-2L Niceville, Fla. (Niceville)  
12\* Gunnar Hoak QB 6-4 200 Fr-HS Dublin, Ohio (Dublin Coffman)  
81 Dakota Holtzclaw WR 6-7 216 Fr-HS Columbus, Ohio (Worthington Kilbourne)  
89 Zy'Aire Hughes ATH 6-1 190 Fr-HS Paducah, Ky. (McCracken County)  
36\* Jacob Hyde NG/FB 6-2 320 Jr-Sq Manchester, Ky. (Clay County)  
52 Drake Jackson C 6-2 302 Fr-HS Versailles, Ky. (Woodford County)  
26\* Jack Jackson DB 5-11 165 Fr-HS Lexington, Ky. (Henry Clay)  
9\* Garrett Johnson WR 5-11 175 Jr-2L Winter Garden, Fla. (West Orange)  
15\* Stephen Johnson QB 6-2 183 Jr-JC Rancho Cucamonga, Calif. (Los Osos/Grumbling College of the Desert)  
24\* Zach Johnson RB 5-10 193 Fr-HS Cincinnati, Ohio (Colerain)  
34 Jordan Jones LB 6-2 220 So-1L Youngstown, Ohio (Cardinal Mooney)  
3\* Jojo Kemp RB 5-10 200 Sr-3L DeLand, Fla. (DeLand)  
20\* Ryan Kendall WR 5-10 193 So-Sq Charlotte, N.C. (Cuthbertson)  
22\* Sihiem King RB 5-9 172 So-1L Colquitt, Ga. (Colquitt County)  
97 Kevin Kirby DL 6-6 270 Fr-HS Louisville, Ky. (Waggener)  
93\* Bryan Kirshe P 6-0 150 So-Sq Sarasota, Fla. (Out of Door Academy)  
44 De'Niro Laster LB 6-4 241 Jr-Tr Cleveland Heights, Ohio (Cleveland Heights/Minnesota)  
75 Tate Leavitt OT 6-6 310 Jr-JC Thornville, Ohio (Sheridan/Hutchinson CC)  
59 Kordell Looney DT 6-3 285 Fr-HS Springfield, Ohio (Springfield)  
51 Courtney Love LB 6-2 242 Jr-Tr Youngstown, Ohio (Cardinal Mooney/Nebraska)  
99\* Austin MacGinnis K 5-10 180 Jr-2L Wedowee, Ala. (Prattville)  
32\* William Mahone RB 5-9 200 Jr-Sq Cincinnati, Ohio (Lakota East)  
16 Davis Mattingly QB 6-4 217 Fr-RS Louisville, Ky. (Male)  
24\* Blake McClain CB 5-11 200 Sr-3L Winter Park, Fla. (Winter Park)  
86 Grant McKinniss P 6-1 210 Fr-HS Findlay, Ohio (Findlay)  
15\* Marcus McWilson S 6-0 210 Sr-3L Youngstown, Ohio (Cardinal Mooney)  
73 Kyle Meadows OT 6-5 300 Jr-2L West Chester, Ohio (Lakota West)  
69\* Ramsey Meyers OG 6-4 305 Jr-2L Orange Park, Fla. (Ridgeview)  
99\* Adrian Middleton DT 6-3 303 So-1L Bowling Green, Ky. (South Warren)  
94 Courtney Miggins DT 6-5 285 Sr-1L Lithonia, Ga. (Miller Grove/Pearl River CC)

## NUMERICAL ROSTER

48\* Will Thomas Collins, FB, Jackson, Ky.  
 48\* Brett Slusher, DB, Fort Mitchell, Ky.  
 49 Tanner Fink, TE/FB, Louisville, Ky.  
 51 Courtney Love, LB, Youngstown, Ohio  
 52 Drake Jackson, C, Versailles, Ky.  
 53 Blake Best, LS, Duluth, Ga.  
 54 Colton Piatt, LS, Nashville, Tenn.  
 55 David Baumer, OG, Cincinnati, Ohio  
 56 Kash Daniel, LB, Paintsville, Ky.  
 57 Zach Myers, C, Miamisburg, Ohio  
 59 Kordell Looney, DT, Springfield, Ohio  
 60 Calvin Taylor Jr., DE, Augusta, Ga.  
 61 Tristen Salyer, OT, Oil Springs, Ky.  
 62 Dylan Greenberg, RG, Tucson, Ariz.  
 63 Wells Purdom, OL, Paducah, Ky.  
 64 George Asafo-Adjei, OT, West Chester, Ohio  
 65 Jervontius Stallings, C, McComb, Miss.  
 67 Landon Young, OL, Lexington, Ky.  
 68 Nick Haynes, OG, Niceville, Fla.  
 69\* Matt Elam, NG, Elizabethtown, Ky.  
 69\* Ramsey Meyers, OG, Orange Park, Fla.  
 71 Logan Stenberg, OG, Madison, Ala.  
 72 Jon Toth, C, Indianapolis, Ind.  
 73 Kyle Meadows, OT, West Chester, Ohio  
 74 Cole Mosier, OG, Walton, Ky.  
 75 Tate Leavitt, OT, Thornville, Ohio  
 77\* Naquez Pringle, DT, Georgetown, S.C.  
 77\* Mason Wolfe, OT, Henderson, Ky.  
 78 Zane Williams, DT, Lexington, Ky.  
 79 Luke Fortner, OT, Sylvania, Ohio  
 80 Tavin Richardson, WR, Greer, S.C. (Byrnes)  
 81 Dakota Holtzclaw, WR, Columbus, Ohio  
 82 Jabari Greenwood, WR, Washington, D.C.  
 83 Justin Rigg, TE, Springboro, Ohio  
 84 Charles Moushey, WR, Westerville, Ohio  
 85 Greg Hart, TE, Dayton, Ohio  
 86 Grant McKinniss, P, Findlay, Ohio  
 87 C.J. Conrad, TE, LaGrange, Ohio  
 88 Charles Walker, WR, Louisville, Ky.  
 89 Zy'Aire Hughes, ATH, Paducah, Ky.  
 90 T.J. Carter, DE, Mableton, Ga.  
 91 Tyler Pack, K, Paintsville, Ky.  
 92 Alvonte Bell, DE, Miramar, Fla.  
 93\* Ja'Quize Cross, DL, New Market, Ala.  
 93\* Bryan Kirshe, P, Sarasota, Fla.  
 94 Courtney Miggins, DT, Lithonia, Ga.  
 95 Miles Butler, K, Paducah, Ky.  
 97 Kevin Kirby, DL, Louisville, Ky.  
 98 Tymere Dubose, DT, Youngstown, Ohio  
 99\* Austin MacGinnis, K, Wedowee, Ala.  
 99\* Adrian Middleton, DT, Bowling Green, Ky.

## ALPHABETICAL ROSTER

17* Alexander Montgomery	WR	6-2	210	Jr-2L	Weston, Fla. (Cypress Bay)
74 Cole Mosier	OG	6-6	335	Jr-2L	Walton, Ky. (Walton-Verona)
84 Charles Moushey	WR	6-0	180	Jr-Sq	Westerville, Ohio (Westerville Central)
57 Zach Myers	C	6-3	305	Sr-2L	Miamisburg, Ohio (Miamisburg)
91 Tyler Pack	K	6-4	220	Fr-HS	Paintsville, Ky. (Johnson Central)
54 Colton Piatt	LS	6-3	221	Fr-HS	Nashville, Tenn. (Lipscomb Academy)
77* Naquez Pringle	DT	6-3	320	Jr-JC	Georgetown, S.C. (Carvers Bay/Itawamba CC)
63 Wells Purdom	OL	6-2	294	Fr-HS	Paducah, Ky. (McCracken County)
5 Kendall Randolph	CB	6-0	182	Jr-2L	Tallahassee, Fla. (Lincoln)
80 Tavin Richardson	WR	6-3	216	Fr-RS	Greer, S.C. (Byrnes)
83 Justin Rigg	TE	6-6	251	Fr-HS	Springboro, Ohio (Springboro)
9* Davonte Robinson	CB	6-2	187	Fr-HS	Lexington, Ky. (Henry Clay)
30* Marvin Robinson	WR	6-4	175	Fr-HS	Fort Lauderdale, Fla. (Stranahan)
10 Asim "A.J." Rose	RB	6-1	200	Fr-HS	Cleveland, Ohio (Garfield Heights)
19 Kayaune Ross	WR	6-6	225	So-JC	West Chester, Ohio (Lakota West/Phoenix College)
61 Tristen Salyer	OT	6-5	306	Fr-RS	Oil Springs, Ky. (Johnson Central)
36* Jake Sauder	TE	6-3	240	Fr-HS	Pittsburgh, Penn. (North Catholic)
46 Drew Schlegel	LB	5-11	202	Fr-HS	Parker, Colo. (Regis Jesuit)
23* Terrell Scruggs	DB	6-0	175	Fr-HS	Louisville, Ky. (DuPont Manual)
48* Brett Slusher	DB	6-2	195	Fr-HS	Fort Mitchell, Ky. (Beechwood)
26* Benny Snell Jr.	RB	5-11	220	Fr-HS	Westerville, Ohio (Westerville Central)
22* Casius Smith	DB	5-10	165	Fr-HS	Lexington, Ky. (Henry Clay)
42* Kynan Smith	WR	6-2	188	Fr-RS	Taylorville, Ky. (Spencer County)
65 Jervontius Stallings	C	6-3	318	So-Sq	McComb, Miss. (Spain Park)
71 Logan Stenberg	OG	6-6	318	Fr-RS	Madison, Ala. (James Clemens)
60 Calvin Taylor Jr.	DE	6-9	295	Fr-RS	Augusta, Ga. (Augusta Christian)
1 Ryan Timmons	WR	5-10	198	Sr-3L	Frankfort, Ky. (Franklin County)
72 Jon Toth	C	6-5	310	Sr-3L	Indianapolis, Ind. (Brebeuf Jesuit)
25* Harold Turks	RB	5-10	175	Fr-HS	Nashville, Tenn. (Montgomery Bell Academy)
33 Roland Walder	LB	6-3	215	Fr-HS	Dayton, Ohio (Trotwood-Madison)
88 Charles Walker	WR	5-11	203	Jr-2L	Louisville, Ky. (St. Xavier)
8* Kobie Walker	LB	6-3	215	So-Sq	Baltimore, Md. (Our Lady of Good Counsel)
16* Marcus Walker	S	6-1	202	Fr-RS	Lake Wales, Fla. (Lake Wales)
35 Denzil Ware	DE/LB	6-2	255	So-1L	Opp, Ala. (Senior)
31* Jamar "Boogie" Watson	LB	6-3	234	Fr-HS	Forestville, Md. (Bishop McNamara)
25* Darius West	S	6-0	210	So-1L	Lima, Ohio (Central Catholic)
21 Chris Westry	CB	6-4	195	So-1L	Orange Park, Fla. (Oakleaf)
18 Stanley "Boom" Williams	RB	5-9	196	Jr-2L	Monroe, Ga. (George Walton Academy)
78 Zane Williams	DT	6-4	290	Sr-Sq	Lexington, Ky. (Dunbar)
77* Mason Wolfe	OT	6-6	305	Fr-RS	Henderson, Ky. (Henderson County)
14 Luke Wright	QB	6-4	206	So-Tr	Atlanta, Ga.
42* Tristan Yeomans	LS	6-2	190	So-JC	(Holy Innocents' Episcopal/Cincinnati)
67 Landon Young	OL	6-7	305	Fr-HS	Waycross, Ga.
					(Ware County/New Mexico Military Institute)
					Lexington, Ky. (Lafayette)

## PRONUNCIATION GUIDE

George Asafo-Adjei: ah-SAH-fo ad-JAY  
 Jeff Badet: bah-DETT  
 Derrick Baity: same as "batey"  
 Kei Beckham: same as "key"  
 Bryan and Brayden Berezowitz: BREZ-o-wits  
 Alvonte Bell: al-VON-tay  
 David Bouvier: Boo-VEE-ay (long "a" sound)  
 Kengera Daniel: ken-JAIR-uh  
 Tymere Dubose: du-BOSE  
 Nico Farios: NEE-ko FEER-ee-ose  
 Jabari Greenwood: jah-BAR-ee  
 Zy'Aire Hughes: ZY-air

Sihem King: sah-HEEM  
 Bryan Kirshe: KER-she  
 William Mahone: Ma-HONE (no long "e" sound)  
 Cole Mosier: MO-zher  
 Charles Moushey: Moo-SHAY  
 Tavin Richardson: TAY-vin  
 Kayaune Ross: KAY-juan  
 Jervontius Stallings: jer-VON-tee-us  
 Jon Toth: TOETH (long "o" sound)  
 Tristan Yeomans: YO-mans  
 Denzil Ware: den-ZEL



## KENTUCKY

Scored 40 points: 40 vs. Mississippi State, Oct. 22, 2016  
Scored 50 points: 62 vs. New Mexico State, Sept. 17, 2016  
Scored 60 points: 62 vs. New Mexico State, Sept. 17, 2016  
Scored 70 points: 77 vs. Texas El-Paso, Sept. 7, 2002  
Scored 80 points: 83 vs. North Dakota, Nov. 18, 1950  
Shut Out an Opponent: vs. Miami (42-0), Sept. 5, 2009  
Shut Out an Opponent in the 2nd half: vs. Florida, Sept. 19, 2015  
Scored on first series: TD vs. Vanderbilt, Oct. 8, 2016  
Scored on first play from scrimmage of game: vs. UL Lafayette, Sept. 5, 2015  
Scored a TD on first series: vs. Vanderbilt, Oct. 8, 2016  
Had 25 First Downs: 25 vs. Missouri, Oct. 29, 2016  
Had 30 First Downs: 30 vs. Mississippi State, Oct. 25, 2015  
Had 250 yards rushing: 377 vs. Missouri, Oct. 29, 2016  
Had 300 yards rushing: 377 vs. Missouri, Oct. 29, 2016  
Had 400 yards rushing: 415 vs. Charlotte, Nov. 21, 2015  
Had below 50 yards rushing: 48 vs. Florida, Sept. 28, 2013  
Had 300 yards passing: 311 vs. New Mexico State, Sept. 17, 2016  
Had 400 yards passing: 401 vs. Mississippi State, Oct. 25, 2014  
Had below 50 yards passing: 49 vs. Vanderbilt, Oct. 8, 2016  
Had 300 yards rushing and passing: (381/311) vs. New Mexico State, Sept. 17, 2016  
Had 500 yards total offense: 582 vs. Missouri, Oct. 29, 2016  
Had 600 yards total offense: 692 vs. New Mexico State, Sept. 17, 2016  
Had below 200 yards total offense: 161 at Alabama, Oct. 1, 2016  
Held opp. below 100 yards rushing: 91 vs. South Carolina, Sept. 24, 2016  
Held opp. below 50 yards rushing: -2 vs. Samford, Nov. 17, 2012  
Held opp. below 100 yards passing: 81 vs. Mississippi State, Oct. 22, 2016  
Held opp. below 50 yards passing: 23 vs. Miami (OH), Sept. 7, 2013  
Held opponent below 200 yards total offense: 139 vs. Vanderbilt, Sept. 27, 2014  
Held opp. below 100 yards total offense: 91 vs. Vanderbilt, Nov. 16, 1996  
Recorded a safety: at Mississippi State, Nov. 24, 2013  
Recorded zero penalties: vs. Auburn, Oct. 17, 2009  
Had a player with 30 rush attempts: 38 by Benny Snell vs. Missouri, Oct. 29, 2016  
Had a player rush for 100 yards: 192 by Benny Snell and 182 by Boom Williams vs. Missouri, Oct. 29, 2016  
Had 2 players rush for 100 yards: Benny Snell (192) and Boom Williams (182) vs. Missouri, Oct. 29, 2016  
Had 2 players rush for 175 yards or more: Benny Snell (192) and Boom Williams (182) vs. Missouri, Oct. 29, 2016  
Had a player rush for 100 yards in consecutive games: Benny Snell, 2 (10/22-10/29/16)  
Had a player rush for 100 yards in four consecutive games: Derrick Locke, 2010  
Had a true freshman rush for 100 yards: 192 by Benny Snell vs. Missouri, Oct. 29, 2016  
Had a player rush for 200 yards: 224 by Artose Pinner vs. Vanderbilt, Nov. 16, 2002  
Had 4 players with 50+ yards rushing in the same game: 4 vs. Vanderbilt, Oct. 8, 2016  
Had a player with 3 rushing touchdowns: 4 by Benny Snell vs. New Mexico State, Sept. 17, 2016  
Had a player with 4 rushing touchdowns: 4 by Benny Snell vs. New Mexico State, Sept. 17, 2016  
Had a player with 50 pass attempts: 60 by Maxwell Smith, vs. WKU, Sept. 15, 2012  
Had a player with 60 pass attempts: 60 by Maxwell Smith, vs. WKU, Sept. 15, 2012  
Had a player with 30 pass completions: 37 by Maxwell Smith, vs. WKU, Sept. 15, 2012  
Had a player with 300 passing yards: 310 by Stephen Johnson vs. New Mexico State, Sept. 17, 2016  
Had 2 players pass for 100 yards: Maxwell Smith (109), Jalen Whitlow (105) vs. Louisville, Sept. 14, 2013  
Had a player with 3 or more touchdowns passes: 3 by Stephen Johnson vs. New Mexico State, Sept. 17, 2016  
Had a player with 2 passing touchdowns and 2 rushing touchdowns: Patrick Towles, vs. Mississippi State, Oct. 25, 2014  
Had a player with 10 pass receptions: 10 by Ryan Timmons vs. Ohio, Sept. 6, 2014  
Had a player with 100 yards receiving: 104 by Jeff Badet, vs. Missouri, Oct. 29, 2016  
Had a player with consecutive 100-yard receiving games: Jeff Badet, 2 (10/22-10/29/16)  
Had 2 players with 100 yards receiving: 116 by Matt Roark and 102 by La'Rod King, vs. Ole Miss, Nov. 5, 2011  
Had a player with 3 touchdown receptions: 3 by C.J. Conrad vs. New Mexico State, Sept. 17, 2016  
Had a player with 100 rushing and 100 receiving yards in the same game: Rafael Little (132 rushing, 114 receiving) vs. Vanderbilt, Nov. 11, 2006  
Had a 100-yard rusher and a 100-yard receiver in the same game: Benny Snell (192 rush), Boom Williams (182 rush), Jeff Badet (104 receiving), vs. Missouri, Oct. 29, 2016

Had a player score a TD by rushing and receiving in the same game: Boom Williams vs. Missouri, Oct. 29, 2016  
Had a player throw a TD pass and score a rushing and receiving TD in the same game: Randall Cobb vs. Auburn, Oct. 9, 2010  
Had a player throw at least two TD passes and score a rushing TD in consecutive games: Patrick Towles in 2015  
Had a player throw a TD pass, score a receiving TD and score on a punt return for a TD in the same game: Randall Cobb vs. WKU, Sept. 11, 2010  
Had a player return a kickoff for a TD: Derrick Locke (100 yards) vs. Louisville, Sept. 19, 2009  
Had a player return a punt for a TD: Charles Walker (65 yards) vs. New Mexico State, Sept. 17, 2016  
Had a player return an interception for a TD: Marcus McWilson, 45 yards, vs. Mississippi State, Oct. 22, 2016  
Had a player recover/return a fumble for a TD: C.J. Johnson vs. Tennessee (77 yards), Oct. 31, 2015  
Had two defensive TDs in the same game: Mike Douglas (fumble) and Fred Tiller (interception) vs. Louisville, Nov. 29, 2014  
Had a player block a punt: Josh Forrest vs. Alabama State, Nov. 2, 2013  
Had a player block a field goal: Farrington Huguenin vs. ECU, Oct. 3, 2015  
Had a player block a PAT: Farrington Huguenin vs. Tennessee, Nov. 24, 2012  
Had a player return a blocked FG for a TD: David Jones (57 yards) vs. Vanderbilt, Nov. 15, 2008  
Had a player return a blocked punt for a TD: Andrew Hopewell (6 yards), vs. Arkansas, Nov. 1, 2006  
Had a player score a TD on a fake field goal: Joe Mansour (25 yards), vs. Florida, Sept. 28, 2013  
Had a field goal of 50 yards or more: Austin MacGinnis (51 yards) vs. Mississippi State, Oct. 22, 2016  
Played an overtime game: vs. ECU, Oct. 3, 2015 - (W, 34-27)  
Won an overtime game: vs. ECU, Oct. 3, 2015 - (W, 34-27)  
Won a game on the last play of regulation as time expired: vs. Mississippi State, Oct. 22, 2016 (51-yard FG)

## OPPONENT

Scored 40 points: 42 by New Mexico State, Sept. 17, 2016  
Scored 50 points: 52 by Tennessee, Oct. 31, 2015  
Scored 10 or less points: 10 by South Carolina, Sept. 24, 2016  
Shut Out Kentucky: 0-40 by Vanderbilt, Nov. 3, 2012  
Shut Out Kentucky in 2nd half: by Southern Miss, Sept. 3, 2016  
Rushed for 300 yards: 314 by Louisville, Nov. 28, 2015  
Passed for 300 yards: 315 by Alabama, Oct. 1, 2016  
Had 500 yards of total offense: 500 by New Mexico State, Sept. 17, 2016  
Recorded a safety: Louisville, Aug. 31, 2008  
Blocked a Kentucky punt: Southern Miss, Sept. 3, 2016  
Blocked a Kentucky field goal: Florida, Sept. 25, 2010  
Blocked a Kentucky PAT: at Vanderbilt, Nov. 16, 2013  
Had a player with 30 rush attempts: 36, Ito Smith (Southern Miss), Sept. 3, 2016  
Had a player with 100 yards rushing: 107, Nick Fitzgerald (Miss. St.), Oct. 22, 2016  
Had a player with 200 yards rushing: 252 by Anthony Dixon (MSU), Oct. 31, 2009  
Had two players with 100 yards rushing: 173 by Ito Smith (Southern Miss), 100 by George Payne (Southern Miss), Sept. 3, 2016  
Had a player with 40 pass attempts: 43, Jeff Driskel (Florida), Sept. 13, 2014  
Had a player with 25 pass completions: 25 by Dak Prescott (MSU), Oct. 24, 2015  
Had a player with 300 yards passing: 320 by Luke Del Rio (Florida), Sept. 10, 2016  
Had two players with 100 yards passing: 183 by Aaron Murray and 189 by Hutson Mason (Georgia), Nov. 23, 2013  
Had a player with 10 pass receptions: 11, Calvin Ridley (Alabama), Oct. 1, 2016  
Had a player with 100 yards receiving: 101, Dimetrios Mason (Missouri), Oct. 29, 2016  
Had a player with 200 yards receiving: 216 by Demarcus Robinson (Florida), Sept. 13, 2014  
Had two players with 100 yards receiving: 188, Tavarres King and 103, Malcolm Mitchell (Georgia), Oct. 20, 2012  
Had a player return a kickoff for a TD: Evan Berry (UT), 100 yards, Oct. 31, 2015  
Had a player return a punt for a TD: Cameron Sutton (UT), 84 yards, Oct. 31, 2015  
Had a player return a blocked FG for a TD: Neiko Thorpe (69 yards) vs. Auburn, Oct. 17, 2009  
Had a player return a blocked punt for a TD: Chris Rainey (23 yards) vs. Florida, Sept. 26, 2009  
Had a player return an interception for a TD: Jaylen Watkins (Florida), 26 yards, Sept. 22, 2012  
Had a player return a fumble for a TD: Mark McLaurin (Miss. State), 81 yards, Oct. 22, 2016

[illegible]



## GAME-BY-GAME STATS

### GAME-BY-GAME PASSING

(Cmp-Att-Int-Yds-TD)	Barker	Johnson
vs. Southern Miss	15-24-1-323-4	DNP
at Florida	2-10-3-10-0	1-3-0-45-0
vs. New Mexico St.	1-2-1-1-0	17-22-0-310-3
vs. South Carolina	DNP-INJ	11-19-1-135-0
at Alabama	DNP-INJ	13-22-0-89-0
vs. Vanderbilt	DNP-INJ	10-24-1-49-0
vs. Miss. State	DNP-INJ	17-33-0-292-2
at Missouri	DNP-INJ	14-23-1-208-2
vs. Georgia		
at Tennessee		
vs. Austin Peay		
at Louisville		

### GAME-BY-GAME PUNTING

(No-Yds-Avg-LG-In20)	McKinniss
vs. Southern Miss	4-147-36.8-45-2
at Florida	5-217-43.4-53-1
vs. New Mexico St.	3-125-41.7-48-0
vs. South Carolina	5-204-40.8-53-0
at Alabama	6-268-44.7-61-0
vs. Vanderbilt	5-181-36.2-44-2
vs. Miss. State	3-103-34.3-37-1
at Missouri	5-179-35.8-41-0

### GAME-BY-GAME FIELD GOALS

FG Made (Miss)	MacGinnis
vs. Southern Miss	-
at Florida	(34)
vs. New Mexico St.	-
vs. South Carolina	30
at Alabama	45, 30
vs. Vanderbilt	46, 28
vs. Miss. State	(28) 46, 32, 32, 51
at Missouri	(47)

### GAME-BY-GAME DEFENSIVE LINE

(Tackles, Tackles-for-Loss, Sacks)	Allen	Bell	Bonner	Carter	Dubose	Elam	Miggins	Middleton	Pringle	Ware
vs. Southern Miss	9-1-1	4-0-0	0-0-0	DNP	DNP	4-0-0	3-2-0	2-0-0	DNP	4-2-1
at Florida	4-0-0	1-0-0	0-0-0	2-0-0	0-0-0	0-0-0	2-0-0	4-0-0	5-1-0	4-0-0
vs. New Mexico St.	2-1-1	7-0-0	0-0-0	2-0-0	3-0-0	0-0-0	5-0-0	2-0.5-0	3-0-0	4-0.5-0
vs. South Carolina	7-1-1	4-0.5-0.5	0-0-0	0-0-0	1-0-0	0-0-0	5-1-0	0-0-0	4-0.5-0.5	5-2-2
at Alabama	4-1-0	DNP	1-0-0	0-0-0	0-0-0	0-0-0	2-0-0	2-0-0	3-0-0	3-0-0
vs. Vanderbilt	6-1.5-1.5	1-0-0	0-0-0	2-0-0	0-0-0	DNP-INJ	2-0-0	1-0-0	5-0-0	6-2.5-1.5
vs. Miss. State	1-0-0	0-0-0	0-0-0	0-0-0	0-0-0	0-0-0	2-0-0	3-0.5-0	3-0-0	7-1-0
at Missouri	3-0-1.0	2-0-0	0-0-0	0-0-0	1-0-0	0-0-0	0-0-0	4-1-0	1-0-0	1-0-0
vs. Georgia										
at Tennessee										
vs. Austin Peay										
at Louisville										

### GAME-BY-GAME LINEBACKERS

(Tackles, Tackles-for-Loss, Sacks, Pass Breakups)	Brown	Daniel	Firios	Jones	Laster	Love	Walker
vs. Southern Miss	1-0-0-0	1-0-0-0	0-0-0-0	19-2-1-0	0-0-0-0	9-0-0-0	10-0.5-0-0
at Florida	1-0-0-0	1-0-0-0	1-0-0-0	9-1-0-1	5-1-0-0	6-0-0-0	0-0-0-0
vs. New Mexico St.	2-0-0-0	0-0-0-0	0-0-0-0	7-0-0-0	2-0-0-0	3-0-0-0	0-0-0-0
vs. South Carolina	0-0-0-0	0-0-0-0	0-0-0-0	8-0.5-0-1	3-0-0-0	6-0-0-0	0-0-0-0
at Alabama	7-0-0-0	1-0-0-0	1-0-0-0	8-1-0-0	4-1-1-0	6-1-1-0	0-0-0-0
vs. Vanderbilt	1-0-0-0	1-0-0-0	1-0-0-0	5-1-1-0	0-0-0-0	4-0-0-0	1-0-0-1
vs. Miss. State	0-0-0-0	1-0-0-0	0-0-0-0	11-0-0-0	DNP-INJ	5-0-0-0	1-0-0-0
at Missouri	3-0-0-0	1-0-0-0	0-0-0-0	4-2-0-1	DNP-INJ	6-0-0-1	0-0-0-0
vs. Georgia							
at Tennessee							
vs. Austin Peay							
at Louisville							

### GAME-BY-GAME DEFENSIVE BACKS

(Tackles, Pass Breakups, Int.)	Baity	Edwards	Griffin	Harmon	McClain	McWilson	Randolph	Westry
vs. Southern Miss	5-0-0	9-0-1	DNP	8-2-1	9-1-1	7-0-0	1-0-0	4-0-0
at Florida	3-1-1	6-1-0	0-0-0	4-0-0	9-0-0	3-0-0	2-0-0	3-0-0
vs. New Mexico St.	1-0-1	12-3-0	1-0-0	3-0-0	1-0-1	4-0-0	5-0-0	3-2-0
vs. South Carolina	5-2-0	4-1-0	0-0-0	2-0-0	3-0-0	2-0-0	1-0-0	3-0-0
at Alabama	2-0-0	12-2-0	0-0-0	0-0-0	3-0-0	6-0-0	0-0-0	2-0-0
vs. Vanderbilt	7-0-0	8-0-0	0-0-0	3-0-0	0-0-0	3-0-0	1-0-0	5-0-0
vs. Miss. State	4-1-0	3-0-0	0-0-0	4-0-0	4-0-0	8-0-1	1-0-0	7-0-0
at Missouri	3-0-0	6-0-0	0-0-0	3-0-0	8-0-0	3-0-0	3-0-0	2-0-0
vs. Georgia								
at Tennessee								
vs. Austin Peay								
at Louisville								



## GAME-BY-GAME STARTERS

### OFFENSIVE STARTERS

	<u>TE/WR</u>	<u>LT</u>	<u>LG</u>	<u>C</u>	<u>RG</u>	<u>RT</u>	<u>WR</u>	<u>WR</u>	<u>RB</u>	<u>WR</u>	<u>QB</u>
Southern Miss	Conrad	Mosier	Haynes	Toth	Meyers	Meadows	Badet	G. Johnson	Kemp	Richardson	Barker
Florida	Timmons	Mosier	Haynes	Toth	Meyers	Meadows	Badet	G. Johnson	Williams	Richardson	Barker
New Mexico State	Timmons	Young	Haynes	Toth	Meyers	Meadows	Badet	G. Johnson	Williams	Baker	Barker
South Carolina	Conrad	Young	Haynes	Toth	Meyers	Meadows	Badet	G. Johnson	Williams	Richardson	S. Johnson
Alabama	Conrad	Young	Haynes	Toth	Stallings	Meadows	Badet	G. Johnson	Williams	Richardson	S. Johnson
Vanderbilt	Conrad	Mosier	Haynes	Toth	Stallings	Meadows	Badet	G. Johnson	Williams	Richardson	S. Johnson
Mississippi State	Conrad	Mosier	Haynes	Toth	Stallings	Meadows	Badet	G. Johnson	Williams	Baker	S. Johnson
Missouri	Conrad	Mosier	Haynes	Toth	Stallings	Meadows	Badet	G. Johnson	Williams	Baker	S. Johnson

### DEFENSIVE STARTERS

	<u>DE</u>	<u>DE</u>	<u>NG</u>	<u>SLB</u>	<u>DT</u>	<u>LB/NCKL</u>	<u>WLB</u>	<u>MLB</u>	<u>SS</u>	<u>CB</u>	<u>CB</u>
Southern Miss	Ware	Miggins	Elam	K. Walker	Bell	McClain	Jones	Love	Edwards	Baity	Westry
Florida	Ware	Miggins	Elam	Allen	Middleton	McClain	Jones	Love	Edwards	Baity	Westry
New Mexico State	Ware	Miggins	Bell	K. Walker	Middleton	McClain	Jones	Love	Edwards	Baity	Westry
South Carolina	Ware	Miggins	Elam	Allen	Middleton	McClain	Jones	Love	Edwards	Baity	Westry
Alabama	Ware	Miggins	Elam	Allen	Middleton	McWilson	Jones	Love	Edwards	Baity	Westry
Vanderbilt	Ware	Miggins	Pringle	Allen	Middleton	McClain	Jones	Love	Edwards	Baity	Westry
Mississippi State	Ware	Miggins	Elam	Allen	Middleton	McClain	Jones	Love	Edwards	Baity	Westry
Missouri	Ware	Miggins	Pringle	Allen	Middleton	McClain	Jones	Love	Edwards	Baity	Westry



## 2016 GAME REVIEWS

1

SOUTHERN MISS 44, KENTUCKY 35

SEPT. 3, 2016 • LEXINGTON, KY.  
COMMONWEALTH STADIUM (57,230)



Despite an explosive first half, the Kentucky football team was unable to fend off a dominant second half by the visiting Southern Miss Golden Eagles in a 44-35 loss in the season opener at Commonwealth Stadium.

It marked the first season-opening loss for Kentucky since 2013. Southern Miss, a 9-5 team from a season ago, scored 34 second-half points in the comeback victory.

UK's offense was directed by sophomore quarterback Drew Barker, who went 15-of-24 for 323 yards and four touchdowns. Barker set career highs in yards and touchdown passes. Wide receiver Garrett "Juice" Johnson hauled in six catches for 143 yards and a pair of touchdowns, while running back Stanley "Boom" Williams posted 94 yards on the ground on 13 attempts.

Defensively, the Wildcats were led by sophomore line-backer Jordan Jones who amassed 19 total tackles. Thirteen of those stops came by way of solo tackles. He also notched two tackles for a loss, including a sack and one

quarterback hurry. Sophomore linebacker Kobie Walker was the other Wildcat to reach double-digit tackles with 10 total stops. Senior defensive back J.D. Harmon led UK with two interceptions, while Blake McClain added another pick and nine tackles.

Kentucky trailed 7-0 with 9:37 remaining in the opening quarter, before Barker found Jeff Badet on a bubble screen that he took to the house for an electrifying 72-yard score, marking the longest haul of his career.

That was just the beginning for the big-play Kentucky offense in the opening half as UK combined for six plays of more than 30 yards in the first 30 minutes. Barker was 11-of-19 for 287 yards and four touchdown passes in the opening stanza, while Johnson accounted for 108 yards on four catches, which included a pair of scores.

Less than two minutes after the opening touchdown of the season for the Cats, Barker found Johnson for a 43-yard strike. With just 25 seconds remaining in the opening stanza, freshman Kayaune Ross hauled in his first career reception for a nine-yard touchdown and a 21-7 lead for the Cats.

UK continued its assault when Barker dropped a beauty between a pair of defenders into Johnson's waiting arms for a 53-yard pitch-and-catch. Williams ignited another drive with a 36-yard scoot, before Jojo Kemp finished the drive with a seven-yard plunge for a 35-10 advantage.

However, the Golden Eagles would not go away scoring 34-consecutive points to bring the final score to 44-35.

Southern Miss struck for a 71-yard score with 26 seconds remaining in the opening frame when Nick Mullens connected with Isaiah Jones to account for the 35-17 score at the break.

The Golden Eagles scored on seven of their final eight possessions to complete the comeback effort.

### Scoring Summary

USM	7	10	21	6	-	44
UK	21	14	0	0	-	35

USM - SMITH, Ito 8 yd run (SHAUNFIELD kick), 7-49 3:36

UK - Jeff Badet 72 yd pass from Drew Barker (A. MacGinnis kick), 2-75 0:40

UK - Garrett Johnson 43 yd pass from Drew Barker (A. MacGinnis kick), 2-58 0:33

UK - Kayaune Ross 9 yd pass from Drew Barker (A. MacGinnis kick), 7-65 2:04

UK - Garrett Johnson 53 yd pass from Drew Barker (A. MacGinnis kick), 2-49 0:24

USM - SHAUNFIELD, Parker 31 yd field goal, 10-64 4:02

UK - Jojo Kemp 7 yd run (A. MacGinnis kick), 5-64 1:42

USM - JONES, Isaiah 71 yd pass from MULLENS (SHAUNFIELD kick), 3-84 0:22

USM - MULLENS, Nick 1 yd run (SHAUNFIELD kick), 11-84 4:20

USM - ALLEN, Julian 18 yd pass from MULLENS (SHAUNFIELD kick), 8-66 2:39

USM - MULLENS, Nick 1 yd run (SHAUNFIELD kick), 10-57 3:32

USM - SHAUNFIELD 49 yd field goal, 12-56 4:54

USM - SHAUNFIELD 25 yd field goal, 11-62 4:56

### Team Statistics

	USM	UK
First Downs	32	14
Rush Att./Net Rush	68/304	25/135
Passing C/A/I	18/28/3	16/25/1
Offensive Plays	96	50
Total Offense	520	409
Fumbles/Lost	2-0	2-2
Penalties/Yards	7/50	6-75
Punts/Average	3/45.3	5/34.2
Third-Down Conv.	9 of 17	3 of 9
Time of Possession	40:32	19:28

### Individual Statistics

Rushing (Att.-Yd.-TD)

USM - Smith 36-173-1, Payne 16-100, Holmes 2-7

UK - B. Williams 13-94, Kemp 5-7-1, Barker 7- -5

Passing (COMP-ATT-INT-YARDS-TD)

USM - Mullens 18-28-3-258-2

UK - Barker 15-24-1-323-4

Receiving (REC-YARDS-TD)

USM - Smith 5-40, Jones 3-93-1, Allen 3-30-1, Thompson 3-25, Staggers 2-46,

Robertson 1-14, Ricard 1-10

UK - G. Johnson 6-143-2, Richardson 2-74, Badet 2-72-1, Williams 2-16, Ross 1-9-1

Conrad 1-5, Kemp 1-4, MacGinnis 1- -10

Tackles

USM - Bradley 7, Armstrong 5, Yancey 5, Antoine 5, Foster 5

UK - Jones 19, Walker 10

2

FLORIDA 45, KENTUCKY 7

SEPT. 10, 2016 • GAINESVILLE, FLA.  
BEN HILL GRIFFIN STADIUM (85,821)



Boom Williams rushed for 66 yards on 12 carries, but it was not enough as the Kentucky football team lost to Florida 45-7 on Saturday at Ben Hill Griffin Stadium.

The Wildcat offense never got on track in the game, committing four turnovers. The three interceptions and one fumble led to 28 Florida points.

Florida took a 14-0 lead after the first quarter, but Kentucky had an opportunity to score early in the second stanza. After sophomore cornerback Derrick Baity intercepted a Luke Del Rio pass, Kentucky drove to the Florida 17-yard line. But on fourth down, Austin MacGinnis' field goal attempt hit the left upright and the Cats came away empty.

After a Florida field goal made it 17-0, Kentucky drove into Gator territory again, aided by a 25-yard reverse run by junior wide receiver Jeff Badet. But sophomore quarterback Drew Barker was intercepted by Florida's Jalen Tabor to end the threat.

Florida extended its lead to 24-0 before the half, before adding 21 points in the second half.

Kentucky assembled its best drive of the game in the fourth quarter, as the Wildcats went 80 yards in nine plays, culminating in a Jojo Kemp touchdown run from two yards out. MacGinnis added the extra point to make it 45-7. The biggest play of the drive was a 45-yard completion from backup quarterback Stephen Johnson to Badet, which got the Wildcats into the red zone.

Defensive back Blake McClain had nine tackles for Kentucky, while sophomore Jordan Jones continued his strong early-season play with nine stops, including a tackle for a loss. De'Niro Laster and Naquez Pringle each had five tackles, and each recorded a tackle for a loss.

### Scoring Summary

UF	14	10	14	7	-	45
UK	0	0	0	7	-	7

UF - Thompson, M. 3 yd run (Pineiro, E. kick), 15-84 7:29 0 - 7

UF - Callaway, A. 78 yd pass from Del Rio, L. (Pineiro, E. kick), 1-78 0:12 0 - 14

UF - Pineiro, E. 54 yd field goal, 8-44 3:06 0 - 17

UF - Powell, B. 5 yd pass from Del Rio, L. (Pineiro, E. kick), 13-58 4:13 0 - 24

UF - Swain, F. 26 yd pass from Del Rio, L. (Pineiro, E. kick), 3-45 1:21 0 - 31

UF - Scarlett, J. 4 yd run (Pineiro, E. kick), 6-33 3:03 0 - 38

UF - Perine, L. 28 yd pass from Del Rio, L. (Pineiro, E. kick), 6-58 2:41 0 - 45

UK - Jojo Kemp 2 yd run (A. MacGinnis kick), 9-65 4:45 7 - 45

### Team Statistics

	UK	UF
First Downs	9	28
Rush Att./Net Rush	34/94	50/244
Passing C/A/I	3/14/3	19/33/1
Offensive Plays	48	83
Total Offense	149	564
Fumbles/Lost	1-1	0-0
Penalties/Yards	2/25	6-75
Punts/Average	5/43.4	1/54.0
Third-Down Conv.	4 of 12	14 of 20
Time of Possession	22:34	37:26

### Individual Statistics

Rushing (Att.-Yd.-TD)

UF - Perine 17-105, Thompson 15-59-1, Scarlett 9-43-1, Cronkrite 5-29, Del Rio 2-5, Herndon 2-3

UK - B. Williams 12-66, Badet 1-25, Kemp 8-13-1, Johnson 7-9, Barker 6- -19

Passing (COMP-ATT-INT-YARDS-TD)

UF - Del Rio 19-32-1-320-4

UK - Barker 2-10-3-10-0, Johnson 1-3-0-45-0

Receiving (REC-YARDS-TD)

UF - Callaway 5-129-1, Powell 4-43-1, Goolsby 3-44, Worton 2-19, Perine 1-28-1, Swain 1-26-1, Stephens 1-14, Cronkrite 1-10, Lewis 1-7

UK - Badet 1-45, B. Williams 1-7, Richardson 1-3

Tackles

UF - Anzalone 6, Sherit 5

UK - McClain 9, Jones 9, Edwards 6, Love 6



## 2016 GAME REVIEWS

3

KENTUCKY 62, NEW MEXICO STATE 42  
SEPT. 17, 2016 • LEXINGTON, KY.  
COMMONWEALTH STADIUM (49,669)



Benjamin Snell Jr. ran for four touchdowns and Stephen Johnson added three TD passes to lead Kentucky to a 62-42 win over New Mexico State on Saturday.

"It feels great and it feels phenomenal," Johnson said. "At this level and in the Southeastern Conference, every game is a big game."

Kentucky starting quarterback Drew Barker was injured after throwing an interception on the first series and didn't return. After a shaky start, Johnson settled down in Barker's absence to steer the Wildcats in front of 49,669 fans, the smallest in coach Mark Stoops' four-year tenure.

Johnson was 17-of-22 passing for 310 yards, and added 51 yards rushing. Snell, a third-string freshman, finished with 136 yards and tied a school record for rushing touchdowns. Stanley Boom Williams added 181 yards on 18 carries and a touchdown.

Stoops lauded the play of Johnson, who relieved Barker and led Kentucky to its only touchdown in a 45-7 loss at Florida last Saturday.

"It was good to see Stephen come in and play like that," Stoops said. "To see him play like he did was really good. I thought he calmed down and made some good decisions -- early on it was a little rough. He settled in and he has a lot of poise."

Stoops wasn't surprised by Snell's performance and said Snell has competed at a high level since he arrived on campus this fall.

"He plays much more mature than a true freshman," Stoops said. "That's really good to see."

New Mexico State's (1-2) Tyler Rogers was 16 of 33 for 246 yards passing with two touchdowns and two interceptions.

### Scoring Summary

NMSU	21	14	7	0	-	42
UK	14	21	14	13	-	62

NMSU - Boone, Johnathan 35 yd pass from Rogers, Tyler (Davidson, P kick), 2-46 0:23 7 - 0  
UK - S. Williams 63 yd run (A. MacGinnis kick), 1-63 0:13 7 - 7

NMSU - Boone, J. 31 yd pass from Taylor, Tyrian (Davidson, P kick), 1-31 0:08 14 - 7  
UK - C.J. Conrad 72 yd pass from Stephen Johnson (A. MacGinnis kick), 2-77 0:33 14 - 14

NMSU - Taylor, Tyrian 5 yd run (Davidson, P kick), 15-75 5:41 21 - 14  
UK - C.J. Conrad 9 yd pass from Stephen Johnson (A. MacGinnis kick), 6-39 3:18 21 - 21

NMSU - Hogan, G. 5 yd pass from Rogers, Tyler (Davidson, P kick), 10-79 2:31 28 - 21  
UK - Benny Snell 5 yd run (A. MacGinnis kick), 3-75 1:16 28 - 28

UK - Benny Snell 1 yd run (A. MacGinnis kick), 9-88 3:34 28 - 35  
NMSU - Rogers, Tyler 1 yd run (Davidson, P kick), 3-75 0:20 35 - 35

UK - C.J. Conrad 17 yd pass from Stephen Johnson (A. MacGinnis kick), 8-71 2:46 35 - 42  
UK - Benny Snell 2 yd run (A. MacGinnis kick), 7-62 2:29 35 - 49

NMSU - Rogers, Tyler 5 yd run (Davidson, P kick), 8-75 2:38 42 - 49  
UK - Benny Snell 4 yd run (A. MacGinnis kick failed), 11-75 6:01 42 - 55

UK - Charles Walker 65 yd punt return (A. MacGinnis kick) 42 - 62

### Team Statistics

	NMSU	UK
First Downs	26	28
Rush Att./Net Rush	45/223	51/381
Passing C/A/I	17/34/2	18/24/1
Offensive Plays	79	75
Total Offense	500	692
Fumbles/Lost	0-0	3-2
Penalties/Yards	5/33	11-87
Punts/Average	8/42.1	4/47.5
Third-Down Conv.	7 of 15	5 of 10
Time of Possession	35:48	34:12

### Individual Statistics

Rushing (Att.-Yd.-TD)  
NMSU - Hall 18-94, Rogers 15-70-2, Huntley 7-34, Girdy 4-20, Taylor 1-5-1  
UK - B. Williams 18-181-1, Snell 17-136-4, S. Johnson 10-51, Horton 3-12, Barker 1-1

Passing (COMP-ATT-INT-YARDS-TD)  
NMSU - Rogers 16-33-2-246-2, Taylor 1-1-0-31-1  
UK - S. Johnson 17-22-0-310-3, Barker 1-2-1-1-0


Receiving (REC-YARDS-TD)  
NMSU - Clark 3-49, Hogan 3-24-1, Caldwell 2-72, Boone 2-66-2, Hall 2-32-0, Huntley 2-4, Lott 1-18, Scott 1-7, Taylor 1-5  
UK - Conrad 5-133-3, Timmons 4-42, Badet 3-89, G. Johnson 3-31, Hart 2-16, King 1-0

### Tackles

UK - Edwards 12, Jones 7, Bell 7  
NMSU - Butler 12, Hanks 11, Wright 10

4

KENTUCKY 17, SOUTH CAROLINA 10  
SEPT. 24, 2016 • LEXINGTON, KY.  
COMMONWEALTH STADIUM (51,702)



Boom Williams and Benny Snell Jr. once again put on an impressive rushing show for Kentucky, as Williams set the tone and Snell applied the exclamation point to a much-needed win for the Wildcats.

Snell scored the go-ahead touchdown from 1 yard midway through the fourth quarter, Williams broke a 43-yard TD and Kentucky held off South Carolina 17-10 on Saturday night for their third straight series victory over the Gamecocks.

Inconsistent offensively in the first half, the Wildcats got going after trailing 7-3 at halftime with another strong performance by their hard-charging backfield tandem. Williams rushed 15 times for 123 yards including his big run down the left side for a 10-7 lead early in the third quarter.

Snell followed with nine carries for 41 of Kentucky's 65 yards on the 11-play drive, all achieved on the ground. He capped the drive by taking the direct snap and running left into the end zone with ease, then sealed the win with several runs for first downs that kept the clock moving.

"That's what I try to look for every time I touch the ball, a first down," said Snell, who finished with 73 yards on 16 carries.

This effort comes a week after the two combined for 317 yards rushing against New Mexico State with Snell scoring four TDs. Kentucky now has a two-game winning streak after two tough losses following another episode of the Boom and Benny Show -- or vice versa.

"Having Boom, Benny, Jojo (Kemp) and all the other running backs is a great asset to have with our offense," quarterback Stephen Johnson said. "All those guys can get first downs, extend plays and do anything necessary for us to win."

The Wildcats' defense preserved the lead with two big sacks on South Carolina's final possession, including Denzil Ware's tackle of Brandon McIlwain for a 19-yard loss on fourth and 17. Kentucky recorded a season-high four sacks overall and held the Gamecocks to 268 yards.

Kentucky also overcame its largest halftime deficit since rallying from 18 down against South Carolina to win on Oct. 6, 2010.

"That's the way this football team needs to play," Kentucky coach Mark Stoops said. "You can't change the past, but we can certainly change our future and push forward."

### Scoring Summary

South Carolina	0	7	3	0	-	10
Kentucky	0	3	7	7	-	17

UK - A. MacGinnis 30 yd field goal, 12-60 5:58 0 - 3  
SC - A.J. Turner 12 yd run (Elliott Fry kick), 10-80 4:23 7 - 3  
UK - S. Williams 43 yd run (A. MacGinnis kick), 5-75 2:15 7 - 10  
SC - Elliott Fry 35 yd field goal, 7-36 2:49 10 - 10  
UK - Benny Snell 1 yd run (A. MacGinnis kick), 11-65 4:58 10 - 17

### Team Statistics

	SC	UK
First Downs	16	23
Rush Att./Net Rush	35/91	50/216
Passing C/A/I	15/30/0	11/19/1
Offensive Plays	65	69
Total Offense	268	351
Fumbles/Lost	0-0	3-1
Penalties/Yards	5/45	4-30
Punts/Average	8/37.4	5/40.8
Third-Down Conv.	3 of 13	4 of 13
Time of Possession	27:20	32:40

### Individual Statistics

Rushing (Att.-Yd.-TD)  
SC - Turner 12-42, Williams 9-33, McIlwain 13-11, Smith 1-5  
UK - B. Williams 15-123-1, Snell 16-73-1, Kemp 4-16, S. Johnson 13-6

Passing (COMP-ATT-INT-YARDS-TD)  
SC - McIlwain 15-30-0-177-0  
UK - S. Johnson 11-19-1-135-0

Receiving (REC-YARDS-TD)  
SC - Hurst 7-84, Edwards 2-16, Turner 2-13, August 1-29, Dawkins 1-13, Williams 1-12, Googer 1-10  
UK - G. Johnson 4-38, Badet 2-39, Timmons 2-30, Richardson 1-19, Conrad 1-8, Ross 1-1

### Tackles

SC - Moody 9, English 8, Allen-Williams 6  
UK - Jones 8, Allen 7, Love 6




## 2016 GAME REVIEWS

5

ALABAMA 34, KENTUCKY 6

OCT. 1, 2016 • TUSCALOOSA, ALA.  
BRYANT-DENNY STADIUM (101,821)



Playing against the top-ranked team in the country, on the road, the Kentucky football team lost to Alabama 34-6 at Bryant-Denny Stadium.

Kentucky got on the board first, scoring on its first possession of the game for the first time this season. After Alabama turned the ball over on downs, the Wildcats drove to the Crimson Tide 27 yard line. The drive was stopped there, but Austin MacGinnis hit a 45-yard field goal to give Kentucky a 3-0 lead.

On its next drive, Kentucky drove into Alabama territory before the drive ended on a fumble by quarterback Stephen Johnson.

Alabama took advantage of that turnover with an 11-play, 35-yard drive, resulting in a 44-yard field goal by Adam Griffith to tie the game at 3-3.

After the Wildcats were forced to punt, Alabama took the lead on a seven-play, 61-yard drive that ended with a one-yard Joshua Jacobs touchdown, giving the Crimson

Tide a 10-3 advantage.

On Kentucky's next possession, the Crimson Tide's Ronnie Harrison scooped up a fumble and returned it 55 yards for a touchdown, increasing Alabama's lead to 17-3.

After a career-long 61-yard punt by Grant McKinnis, Alabama drove down the field, but the Kentucky defense stood tall, holding the Tide to a field goal attempt that Griffith pulled wide left, keeping the score at 17-3 going into halftime.

Alabama outgained Kentucky 217-74 in the first half, but the Wildcats' defense was able to come up with enough plays to keep Kentucky in the game in a very tough environment in front of nearly 102,000 fans.

After Kentucky was forced to punt to begin the second half, Alabama extended its lead on a 10-yard touchdown pass from Jalen Hurts to Calvin Ridley, making it 24-3 Alabama.

The Crimson Tide took a 34-3 lead in the second half before MacGinnis kicked a 30-yard field goal after a 16-play, 63-yard drive to provide the final margin.

Senior Jojo Kemp rushed 10 times for 39 yards to lead the Wildcats. Freshman Benny Snell carried eight times for 38 yards in the game.

### Scoring Summary

Kentucky	3	0	0	3	-	6
Alabama	3	14	14	3	-	34

UK - A. MacGinnis 45 yd field goal, 8-36 2:57 3 - 0

UA - Adam Griffith 44 yd field goal, 11-35 3:14 3 - 3

UA - Joshua Jacobs 1 yd run (Adam Griffith kick), 7-61 2:30 3 - 10

UA - Ronnie Harrison 55 yd fumble recovery (Adam Griffith kick) 3 - 17

UA - Calvin Ridley 10 yd pass from Jalen Hurts (Adam Griffith kick), 8-78 2:32 3 - 24

UA - Calvin Ridley 19 yd pass from Jalen Hurts (Adam Griffith kick), 9-76 4:18 3 - 31

UA - Adam Griffith 24 yd field goal, 5-43 1:15 3 - 34

UK - A. MacGinnis 30 yd field goal, 16-63 9:42 6 - 34

### Team Statistics

	UK	BAMA
First Downs	12	25
Rush Att./Net Rush	36/72	37/173
Passing C/A/I	13/22/0	25/38/0
Offensive Plays	58	75
Total Offense	161	488
Fumbles/Lost	3-2	1-1
Penalties/Yards	2-15	4-20
Punts/Average	6/44.7	1/58.0
Third-Down Conv.	6 of 17	9 of 14
Time of Possession	30:13	29:47

### Individual Statistics

Rushing (Att.-Yd.-TD)

BAMA - Jacobs 16-100-1, Hurts 9-25, Scarbrough 5-21, Emmons 3-16, Harris 2-11, Ridley 1-6, Team 1-(-6)

UK - Kemp 10-39, Snell 8-38, Williams 9-22, King 2-(-1), Johnson 7-(-26)

Passing (COMP-ATT-INT-YARDS-TD)

BAMA - Hurts 20-33-0-262-2, Bateman 5-5-0-53-0

UK - Johnson 13-22-0-89-0

Receiving (REC-YARDS-TD)

BAMA - Ridley 11-174-2, Jacobs 3-44, Foster 2-42, Diggs 2-14, Howard 2-13, Dieter 1-11, Scarbrough 1-9, Harris 1-6, Emmons 1-3, Sims 1-(-1)

UK - Johnson 4-27, Richardson 2-24, King 2-14, Conrad 2-10, Hart 1-6, Bone 1-5, Williams 1-3

Tackles

BAMA - Allen 8, Hamilton 8

UK - Edwards 12, Jones 8

6

KENTUCKY 20, VANDERBILT 13

OCT. 8, 2016 • LEXINGTON, KY.  
COMMONWEALTH STADIUM (55,030)



Stephen Johnson rushed for a touchdown and converted a big fourth-and-1 play late in the game leading to Austin MacGinnis' 28-yard field goal, while the Wildcats' defense stifled Vanderbilt late to survive with a 20-13 victory on Saturday.

Needing a spark to slow Vanderbilt's momentum after scoring 10 straight points, the Wildcats turned to their ground game led by Benny Snell Jr. (20 carries, 94 yards) and Jojo Kemp with just under 8 minutes remaining. The duo positioned Kentucky to cash in a third and final time on fourth down as Johnson stretched for 1 yard to the Commodores' 19.

Kentucky didn't take a chance on a final fourth-and-1 at the 10, and MacGinnis' kick with 1:38 left provided a cushion that proved huge as Vanderbilt, with no timeouts, quickly drove 59 yards to the 8 seeking at least a tie. But several passes by Vandy's Kyle Shurmur were incomplete, including a fourth-down attempt that went off

Kalija Lipscomb's hands with 2 seconds left.

Kentucky (3-3, 2-2 Southeastern Conference) is now halfway toward its goal of a postseason berth. Vanderbilt (2-4, 0-3 SEC) fell short in its quest to give coach Derek Mason his first conference road win.

Kemp added a 4-yard TD run for the Wildcats. Kemp, Johnson and Stanley "Boom" Williams each ran for at least 54 yards as Kentucky gained 258 on 52 attempts.

Most importantly, the Wildcats made huge, timely plays when needed on both sides of the ball to protect a lead that seemed in doubt as the Commodores tried to rally from a 17-3 halftime deficit.

"I told them that there was no way in heck that this wasn't going to come down to being a close game," Kentucky coach Mark Stoops said. "I knew they'd hang in there somehow and make a play, get a turnover, make something happen. And that's what happened."

Vanderbilt's only TD came on Taurean Ferguson's 22-yard fumble return early in the third quarter.

Commodores running back and SEC rushing leader Ralph Webb had 100 yards on 18 carries and Shurmur completed 17 of 29 passes for 141 yards, but he couldn't get the completion he needed late in the game.

### Scoring Summary

Vanderbilt	3	0	7	3	-	13
Kentucky	7	10	0	3	-	20

UK - Jojo Kemp 4 yd run (A. MacGinnis kick), 9-75 3:01

VANDY - Tommy Openshaw 48 yd field goal, 8-23 3:30

UK - Stephen Johnson 3 yd run (A. MacGinnis kick), 13-47 5:16

UK - A. MacGinnis 46 yd field goal, 15-52 6:23

VANDY - T. Ferguson 22 yd fumble recovery (Tommy Openshaw kick)

VANDY - Tommy Openshaw 26 yd field goal, 14-85 6:47

UK - A. MacGinnis 28 yd field goal, 13-56 6:20

### Team Statistics

	VU	UK
First Downs	18	20
Rush Att./Net Rush	32/141	52/258
Passing C/A/I	17/30/0	10/24/1
Offensive Plays	62	76
Total Offense	282	307
Fumbles/Lost	2-1	1-1
Penalties/Yards	7-35	5-42
Punts/Average	5/42.2	5/36.2
Third-Down Conv.	3 of 12	4 of 15
Time of Possession	27:16	32:44

### Individual Statistics

Rushing (Att.-Yd.-TD)

VU - Webb 18-100, Blasingame 5-26, Shurmur 8-12, Crawford 1-3

UK - Snell 20-94, Johnson 10-55, Kemp 12-55, Williams 9-54, Team 1-0

Passing (COMP-ATT-INT-YARDS-TD)

VU - Shurmur 17-29-0-141-0

UK - Johnson 10-24-1-49-0

Receiving (REC-YARDS-TD)

VU - Duncan 5-51, Sherfield 4-21, Lipscomb 3-11, Marcus 2-7, Dobbs 1-30, Pinkey 1-16, Webb 1-5

UK - Conrad 3-13, Johnson 2-20, Badet 2-8, Timmons 1-7, Kemp 1-1, Williams 1-0

Tackles

VU - Thomas 10, Cunningham 10

UK - Edwards 8, Baity 7




## 2016 GAME REVIEWS

7

KENTUCKY 40, MISSISSIPPI STATE 38

OCT. 22, 2016 • LEXINGTON, KY.

COMMONWEALTH STADIUM (50,414)



Austin MacGinnis hit a 51-yard field goal as time expired, lifting Kentucky to a 40-38 win over Mississippi State on Saturday night at Commonwealth Stadium.

Kentucky led 37-31 late in the fourth quarter when Mississippi State quarterback Nick Fitzgerald hit Fred Ross with a seven-yard scoring pass. The extra point by Weston Graves gave the Bulldogs a 38-37 lead.

But the Wildcats did not give up. Kentucky drove 46 yards in just 59 seconds to give MacGinnis a chance at the game-winner.

Kentucky had a balanced offensive attack, with 292 yards passing and 262 yards rushing. Stephen Johnson accounted for all passing yards, while Benny Snell and Boom Williams accounted for most of the rushing attack.

The Wildcats struck early in the second half on a trick play. Snell took a direct snap, handed the ball to Garrett Johnson, who flipped the ball to quarterback Stephen Johnson who threw a 44-yard strike to Jeff Badet for a touchdown. The two-point conversion failed, and the score remained 14-12.

Mississippi State then mounted another drive, this one covering 56 yards in nine plays and resulting in a Graves field goal, making it 17-12 Bulldogs.

Kentucky would retake the lead on the ensuing drive when Snell broke loose for a 34-yard scamper for a score. The Wildcats converted on the two-point conversion when Stephen Johnson hit Tavin Richardson, who just barely cleared the pylon to give Kentucky a 20-17 lead.

The lead was short-lived as Mississippi State promptly marched 68 yards in just four plays, with Fitzgerald covering the final 38 yards with a touchdown rush, giving the Bulldogs a 24-20 advantage.

The Wildcats fired back with their own four-play scoring drive to retake the lead. Kentucky covered 75 yards in those four plays, with Stephen Johnson hitting Badet with a 40-yard touchdown pass to give Kentucky a 27-24 lead.

On its next drive, Mississippi State faced a crucial third-and-six on the first play of the fourth quarter. It turned into a game-changing play when Marcus McWilson picked off Fitzgerald and returned it 45 yards for a score, giving Kentucky its biggest lead of the game at 34-24.

After the Bulldogs were forced to punt, the Wildcats drove inside the Mississippi State 10-yard line, appearing to be ready to add to their lead. But on second and goal, Stephen Johnson fumbled and MSU's Mark McLaurin scooped up the miscue and returned it 81 yards to cut Kentucky's lead to 34-31.

Kentucky was not done, as the Wildcats went 61 yards in six plays to get into the red zone again. But the drive stalled there. MacGinnis was called upon again, and he delivered once more, this time from 32 yards, to give Kentucky a 37-31 edge.

### Scoring Summary

Miss. State	0	14	10	14	-	38
Kentucky	0	6	21	13	-	40

UK - A. MacGinnis 46 yd field goal, 8-30 4:14

MS - Dear 45 yd rush ... 2/8:45

MS - Dear 45 yd run (Westin Graves kick), 4-55 1:42

UK - MacGinnis 32 yd FG ... 2/0:20

MS - Nick Fitzgerald 3 yd run (Westin Graves kick), 4-35 1:09

UK - A. MacGinnis 32 yd field goal, 9-61 1:40

UK - Badet 44 yd pass from Stephen Johnson (Garrett Johnson pass failed), 3-75 1:08

MS - Westin Graves 36 yd field goal, 9-56 4:15

UK - Benny Snell 34 yd run (T. Richardson pass from Stephen Johnson), 6-57 3:02

MS - Nick Fitzgerald 38 yd run (Westin Graves kick), 4-68 1:25

UK - Jeff Badet 40 yd pass from Stephen Johnson (A. MacGinnis kick), 4-75 2:02

UK - Marcus McWilson 45 yd interception return (A. MacGinnis kick)

MS - Mark McLaurin 81 yd fumble recovery (Westin Graves kick)

UK - A. MacGinnis 32 yd field goal, 6-61 2:41

MS - Fred Ross 7 yd pass from Nick Fitzgerald (Westin Graves kick), 14-77 5:36

UK - A. MacGinnis 51 yd field goal, 7-46 1:02

### Team Statistics

	MSST	UK
First Downs	16	26
Rush Att./Net Rush	39/281	44/262
Passing C/A/I	13/21/1	17/33/0
Offensive Plays	60	77
Total Offense	362	554
Fumbles/Lost	2/0	3/2
Penalties/Yards	7/50	2/20
Punts/Average	6/37.7	3/34.3
Third-Down Conv.	4 of 12	6 of 15
Time of Possession	27:07	32:53

### Individual Statistics

Rushing (Att.-Yd.-TD)

MSST - Fitzgerald 16-107-2, Dear 5-77-1, Williams 8-36, Shumpert 2-27, Gibson 5-24, Lee 2-8, Mixon 1-2

UK - Snell 19-128-1, S. Williams 14-99, S. Johnson 9-20, Kemp 2-15

Passing (COMP-ATT-INT-YARDS-TD)

MSST - 13-21-1-81-1

UK - S. Johnson 17-33-0-292-2

Receiving (REC-YARDS-TD)

MSST - Ross 5-50-1, Mixon 3-19, Jackson 1-7, Green 1-5, Couch 1-5, Williams 1-(-2), Gray 1-(-3)

UK - Badet 7-139-2, Timmons 3-77, Johnson 3-18, Conrad 1-26, Richardson 1-17, Hart 1-8, Walker 1-7

Tackles

MSST - Green 8, Ward 8

UK - Jones 11, McWilson 8

8

KENTUCKY 35, MISSOURI 21

OCT. 29, 2016 • COLUMBIA, MO.

MEMORIAL STADIUM (50,234)



Benny Snell, Jr. rushed for 192 yards and two scores, and teammate Boom Williams rushed for 182 yards and a touchdown of his own as Kentucky beat Missouri 35-21 on Saturday at Memorial Stadium.

Kentucky received the opening kickoff and put together a strong opening drive. However, the drive stalled in Missouri territory and Austin MacGinnis was wide left on a 47-yard field goal, which ended the threat.

After Missouri was forced to punt on its first drive, Kentucky got on the scoreboard with a 60-yard touchdown run by Williams. The Wildcats covered 80 yards in just four plays to go ahead 7-0.

Neither team scored for the remainder of the first quarter, but Kentucky struck again early in the second period. The Wildcats again went 80 yards, this time in five plays, and once again it was a big play that resulted in a score. On a third-and-eight, junior quarterback Stephen Johnson hit senior wide receiver Jeff Badet with a deep pass that went for a touchdown, giving the Wildcats a 14-0 advantage.

Kentucky struck again later in the second quarter. The Wildcats marched 73 yards in eight plays, capped by a Snell touchdown yard from one yard out, lifting Kentucky to a 21-0 lead.

Missouri got on the board late in the second quarter when sophomore quarterback Drew Lock connected with Dimetrios Mason on a 27-yard scoring pass to cut Kentucky's lead to 21-7, which would be the score at halftime.

On the first possession of the second half, Missouri drove into the Kentucky red zone, but the Tigers missed a short field goal. Kentucky took over at the 20 yard line and drove 80 yards again for another touchdown. Johnson hit Williams on a screen pass for a 13-yard score, boosting Kentucky's lead to 28-7.

Snell did it again on the first play of the fourth quarter, bursting through the line for an 18-yard score, making the score 35-7.

Missouri cut the lead with a pair of fourth-quarter touchdowns. Josh Augusta scored on a one-yard run before Lock hit Mason with a 57-yard scoring strike to cut the lead to 35-21.

### Scoring Summary

Kentucky	7	14	7	7	-	35
Missouri	0	7	0	14	-	21

UK - S. Williams 60 yd run (A. MacGinnis kick), 4-80 1:07 7 - 0

UK - Jeff Badet 65 yd pass from Stephen Johnson (A. MacGinnis kick), 5-80 2:00 14 - 0

UK - Benny Snell 1 yd run (A. MacGinnis kick), 8-73 3:07 21 - 0

MU - Mason, D 27 yd pass from Lock, Drew (McCann, Tucker kick), 7-63 1:54 21 - 7

UK - S. Williams 13 yd pass from Stephen Johnson (A. MacGinnis kick), 12-80 6:21 28 - 7

UK - Benny Snell 18 yd run (A. MacGinnis kick), 7-80 3:41 35 - 7

MU - Augusta, Josh 1 yd run (McCann, Tucker kick), 1-1 0:02 35 - 14

MU - Mason, D 57 yd pass from Lock, Drew (McCann, Tucker kick), 1-57 0:09 35 - 21

### Team Statistics

	UK	MU
First Downs	25	18
Rush Att./Net Rush	59/377	37/157
Passing C/A/I	15/24/1	19/32/0
Offensive Plays	83	69
Total Offense	582	386
Fumbles/Lost	1/1	1-0
Penalties/Yards	3/25	9/65
Punts/Average	6/35.8	9/46.0
Third-Down Conv.	10 of 18	4 of 15
Time of Possession	39:36	20:24

### Individual Statistics

Rushing (Att.-Yd.-TD)

MU - Crockett 13-55, Lock 6-34, Zanders 6-28, Johnson 1-25, Strong 2-16, Witter 5-11, Ross 2-2, Augusta 1-1-1

UK - Snell 38-192-2, Williams 19-182-1, Johnson 2-3

Passing (COMP-ATT-INT-YARDS-TD)

MU - Lock 18-31-0-220-2, Zanders 1-1-0-9-0

UK - S. Johnson 14-23-1-208-2

Receiving (REC-YARDS-TD)

MU - Culkin 6-53, Mason 4-102-2, Moore 3-12, Johnson 2-27, Hall 1-18, Black 1-10, Strong 1-7, Witter 1-1

UK - Baker 4-48, Badet 3-104-1, Johnson 3-29, Timmons 2-1, Williams 1-13-1, Bone 1-9, Hart 1-1

Tackles

MU - Hilton 10, Warren 10

UK - McClain 8, Love 6, Edwards 6

**41****JOSH  
ALLEN****LINEBACKER****6-5 • 230 • Sophomore-1L  
Montclair, N.J. (Montclair)****2016 - Sophomore**

- Team's sixth-leading tackler with 36
- Leads the team in sacks with 5.5
- Third on the team in tackles for loss with 5.5 for 27 yards
- Has recorded seven or more tackles in two games this season, while he has a tackle for loss in five of Kentucky's eight games
- Charted six tackles, including a career-high 1.5 sacks and a quarterback hurry in the win over Vanderbilt
- Had seven tackles vs. South Carolina, adding a sack and a tackle for loss
- Recorded a career-high nine tackles with one sack and a forced fumble vs. Southern Miss.
- Made his first career start at Florida

**ALLEN'S CAREER STATISTICS**

Year	Pos.	G-GS	Tackles	Sacks-Yds.	TFL-Yds.	Int.	FF	QBH
2015	LB	12-0	4	0.5-2	1.5-4	1	0	1
2016	LB	8-6	36	5.5-26	5.5-27	0	2	2
<b>Totals</b>		<b>20-6</b>	<b>40</b>	<b>6.0-28</b>	<b>7.0-31</b>	<b>1</b>	<b>2</b>	<b>3</b>

**ALLEN'S 2016 GAME-BY-GAME**

Opponent	Tackles	Sacks	TFL-Y	FF	PBU	QBH
vs. Southern Miss	9	1.0-8	1.0-8	1	0	0
at Florida	4	0	0	0	0	0
vs. New Mexico St.	2	1.0-4	1.0-4	0	0	0
vs. South Carolina	7	1.0-7	1.0-7	0	0	1
at Alabama	4	0	1.0-1	0	0	0
vs. Vanderbilt	6	1.5-7	1.5-7	0	0	1
vs. Mississippi State	1	0-0	0-0	0	0	0
at Missouri	3	1.0-0	0-0	1	0	0
<b>Totals</b>	<b>36</b>	<b>5.5-26</b>	<b>5.5-27</b>	<b>2</b>	<b>0</b>	<b>2</b>

**ALLEN'S SINGLE-GAME HIGHS**

**Tackles:** 9, Southern Miss, Sept 3, 2016 (4-5)  
**Sacks:** 1.5, twice, last Vanderbilt, Oct 8, 2016  
**Tackles for loss:** 1.5, twice, last vs. Vanderbilt, Oct 8, 2016 (1.5-7)  
**Fumbles forced:** 1, twice, last at Missouri, Oct 30, 2016  
**Pass breakups:** 1, at Georgia, Nov 7, 2015

**13****JEFF  
BADET****WIDE RECEIVER****6-0 • 180 • Junior-2L  
Orlando, Fla. (Freedom)****2016 - Junior**

- Second on the team in receptions and receiving yards with 20 catches for 496 yards
- Averages a team-high 24.8 yards per reception
- Ranks 10th in the SEC in receiving yards per game (62.0)
- Has five catches of 40-plus yards this season
- Caught three passes for 104 yards and one touchdown at Missouri, marking his second straight game with 100 yards receiving
- First Wildcat with a 100-yard game with three or fewer receptions since La'Rod King had 3 for 102 vs. Ole Miss in 2011
- His 65-yard touchdown play is UK's longest in an SEC road game since an 80-yarder from Dusty Bonner to Quentin McCord at Vanderbilt in 1999
- First Wildcat with consecutive 100-yard receiving games since Matt Roark vs. Mississippi State and Ole Miss in 2011
- Moves up to No. 21 on UK's career receiving list with 1,211 yards
- Caught a game-high seven passes for 139 yards and two touchdowns – all of which were season highs - in the win over Mississippi State
- His 139 yards receiving were the second most receiving yards in a game against Mississippi State in school history ... The most was Randall Cobb (171 in 2010)
- Totaled a career-high 216 all-purpose yards vs. MSU (139 rcv, 77 kr)
- Became the 26th player in UK history to reach 1,000 receiving yards in his career with his 44-yard touchdown reception in the second half vs. MSU
- Had three catches for 89 yards vs. NMSU, averaging 29.7 yards per reception
- Had a 72-yard touchdown grab vs. Southern Miss, his longest career catch
- Most people don't know he's Haitian

**BADET'S CAREER STATISTICS**

Year	Pos.	G-GS	Rec.	Yds.	Avg.	TD	Long
2013	WR	9-5	22	285	13.0	1	56
2015	WR	12-10	29	430	14.8	2	45
2016	WR	8-8	20	496	24.8	4	72
<b>Totals</b>		<b>29-23</b>	<b>71</b>	<b>1211</b>	<b>17.1</b>	<b>7</b>	<b>72</b>

**BADET'S 2016 GAME-BY-GAME**

Opponent	Rec.	Yds.	TD	Long
vs. Southern Miss	2	72	1	72
at Florida	1	45	0	45
vs. New Mexico St.	3	89	0	54
vs. South Carolina	2	39	0	28

at Alabama	0	0	0	0
vs. Vanderbilt	2	8	0	8
vs. Mississippi State	7	139	2	44
at Missouri	3	104	1	65
<b>Totals</b>	<b>20</b>	<b>496</b>	<b>4</b>	<b>72</b>

**BADET'S SINGLE-GAME HIGHS**

**Receptions:** 7, Mississippi State, Oct. 22, 2016  
**Receiving yards:** 139, Mississippi State, Oct. 22, 2016 (7 receptions)  
**Receiving TDs:** 2, Mississippi State, Oct. 22, 2016  
**Long reception:** 72, Southern Miss, Sept 3, 2016  
**All-purpose yards:** 216, Mississippi State, Oct. 22, 2016 (139 rcv, 77 KR)

**29****DERRICK  
BAITY****CORNERBACK****6-3 • 182 • Sophomore-1L  
Tampa, Fla. (H.B. Plant)****2016 - Sophomore**

- Tied for second on the team with four PBUs
- Had four tackles in the win over Mississippi State, adding a tackle for loss and a pass breakup
- Had a career-high seven tackles in the win over Vanderbilt, topping his previous best of five, which he most recently did against South Carolina
- Has two interceptions this season (UF, NMSU)
- Registered his first career INT at Florida
- Tied a season-high with five tackles vs. South Carolina, adding two pass breakups and one quarterback hurry
- Also had five tackles vs. Southern Miss
- Other than playing in the NFL, his dream job is to be a marriage counselor

**BAITY'S CAREER STATISTICS**

Year	Pos.	G-GS	Tackles	TFL-Yds.	Int.	FC	FR	PD
2015	CB	12-4	19	1.0-1	0-0	0	0	2
2016	CB	8-8	30	1.0-2	2-10	0	0	6
<b>Totals</b>		<b>20-12</b>	<b>49</b>	<b>2.0-3</b>	<b>2-10</b>	<b>0</b>	<b>0</b>	<b>8</b>

**BAITY'S 2016 GAME-BY-GAME**

Opponent	Tackles	Sacks	TFL-Y	FC	PD	Int.
vs. Southern Miss	5	0-0	0-0	0	0	0
at Florida	3	0-0	0-0	0	2	1
vs. New Mexico St.	1	0-0	0-0	0	1	1
vs. South Carolina	5	0-0	0-0	0	2	0
at Alabama	2	0-0	0-0	0	0	0
vs. Vanderbilt	7	0-0	0-0	0	0	0
vs. Mississippi State	4	0-0	1.0-2	0	1	0
at Missouri	3	0-0	0-0	0	0	0
<b>Totals</b>	<b>30</b>	<b>0-0</b>	<b>1.0-2</b>	<b>0</b>	<b>6</b>	<b>2</b>



## 2016 **PLAYER BIOS**

### BAITY'S SINGLE-GAME HIGHS

**Tackles:** 7, Vanderbilt, Oct 8, 2016 (4-3)  
**Tackles for loss:** 1.0, twice, last vs. Mississippi State, Oct 22, 2016 (1-2)  
**Pass breakups:** 2, twice, last vs. South Carolina, Sept 24, 2016  
**Interceptions:** 1, twice, last vs. New Mexico State, Sept 17



# 2

DORIAN  
**BAKER**

**WIDE RECEIVER**

6-3 • 208 • Junior-2L  
Cleveland Heights, Ohio  
(Cleveland Heights)

#### 2016 - Junior

- Has seen limited action this season with a hamstring injury
- Returned to action vs. Vanderbilt
- Made his first receptions of the season at Missouri, finishing with four catches for 48 yards
- Started all 12 games last season and led the team in catches (55) and touchdowns (three), collecting 608 yards, including a team season-long 53 yard catch

### BAKER'S CAREER STATISTICS

Year	Pos.	G-GS	Rec.	Yds.	Avg.	TD	Long
2014	WR	10-3	19	199	10.5	1	33
2015	WR	13-13	55	608	11.1	3	53
2016	WR	5-3	4	48	12.0	0	31
<b>Totals</b>		<b>27-19</b>	<b>78</b>	<b>855</b>	<b>11.0</b>	<b>4</b>	<b>53</b>

### BAKER'S 2016 GAME-BY-GAME

Opponent	Rec.	Yds.	TD	Long
vs. Southern Miss	DNP	Injured		
at Florida	0	0	0	0
vs. New Mexico St.	0	0	0	0
vs. South Carolina	DNP	Injured		
at Alabama	DNP	Injured		
vs. Vanderbilt	0	0	0	0
vs. Mississippi State	0	0	0	0
at Missouri	4	48	0	31
<b>Totals</b>	<b>4</b>	<b>48</b>	<b>0</b>	<b>31</b>

### BAKER'S SINGLE-GAME HIGHS

**Receptions:** 8, Eastern Kentucky, Oct 03, 2015  
**Receiving yards:** 94, Louisville, Nov 28, 2015 (3 receptions)  
**Receiving TDs:** 2, Eastern Kentucky, Oct 03, 2015  
**Long reception:** 53, Louisville, Nov 28, 2015  
**All-purpose yards:** 94, Louisville, Nov 28, 2015



# 7

DREW  
**BARKER**

**QUARTERBACK**

6-3 • 225 • Sophomore-1L  
Burlington, Ky. (Conner)

#### 2016 - Sophomore

- Will miss significant time due to a back injury
- Missed most of the New Mexico State game after suffering a back injury after the first offensive series
- Had three touchdown passes in a quarter vs. Southern Miss, becoming the first UK quarterback to achieve the feat since Andre' Woodson had three touchdown passes against Florida Atlantic on Sept. 29, 2007
- First player to have four touchdown passes in a half since Woodson against Florida on Oct. 20, 2007
- Ended the USM game with career highs in several categories: 323 yards passing and four touchdowns
- His 323 passing yards vs. USM were the fifth-most in school history in a season opener
- His four touchdown passes were the most in a season opener since Tim Couch against Louisville, Sept. 5, 1998. Couch had seven touchdown passes that game
- His 323 passing yards are the most for a UK quarterback with 15 completions or less in school history

### BARKER'S CAREER STATISTICS

Year	G-GS	Comp.	Att.	Int.	Pct.	Yds.	TD	Long
2015	5-2	35	70	2	50.0	364	1	42
2016	3-3	18	36	5	50.0	334	4	72
<b>Totals</b>	<b>8-5</b>	<b>53</b>	<b>106</b>	<b>7</b>	<b>50.0</b>	<b>698</b>	<b>5</b>	<b>72</b>

### BARKER'S 2016 GAME-BY-GAME

Opponent	Comp.-Att.-Int.	Yds.	TD	Long	Rush	Yards	TD
vs. Southern Miss	15-24-1	323	4	72	7	-5	0
at Florida	2-10-3	10	0	7	6	-19	0
vs. New Mexico St.	1-2-1	1	0	1	1	1	0
<b>Totals</b>	<b>18-36-5</b>	<b>334</b>	<b>4</b>	<b>72</b>	<b>14</b>	<b>-23</b>	<b>1</b>

### BARKER'S SINGLE-GAME HIGHS

**Pass attempts:** 29, Charlotte, Nov 21, 2015  
**Pass completions:** 16, Charlotte, Nov 21, 2015  
**Pass yards:** 323, Southern Miss, Sept 3, 2016  
**Pass TDs:** 4, Southern Miss, Sept 3, 2016  
**Had intercepted:** 3, at Florida, Sept 10, 2016  
**Long pass:** 72, Southern Miss, Sept 3, 2016  
**Total offense attempts:** 35, Charlotte, Nov 21, 2015 (6 rush, 29 pass)  
**Total offense yards:** 318, Southern Miss, Sept 3, 2016 (-5 rush, 323 pass)  
**All-purpose yards:** 26, at Vanderbilt, Nov 14, 2015  
**Rushing Touchdowns:** 1, Louisville, Nov 28, 2015  
**Rush attempts:** 12, Louisville, Nov 28, 2015  
**Rush yards:** 26, at Vanderbilt, Nov 14, 2015 (4 carries)  
**Long rush:** 17, at Vanderbilt, Nov 14, 2015



# 92

ALVONTE  
**BELL**

**DEFENSIVE END**

6-5 • 260 • Junior-JC  
Miramar, Fla. (Everglades/  
Pearl River Community College)

#### 2016 - Junior

- Did not see action at Alabama due to a one-game suspension
- Totaled a career-high seven tackles vs. NMSU
- Recorded four tackles in his first career start vs. Southern Miss.

### BELLS' 2016 GAME-BY-GAME

Opponent	Tackles	Sacks	TFL-Y	FC	QBH	PBU
vs. Southern Miss	4	0-0	0-0	0	0	0
at Florida	1	0-0	0-0	0	0	0
vs. New Mexico St.	7	0-0	0-0	0	1	0
vs. South Carolina	4	0.5-1	0.5-1	0	0	0
at Alabama	DNP					
vs. Vanderbilt	1	0-0	0-0	0	0	1
vs. Mississippi State	0	0-0	0-0	0	0	0
at Missouri	2	0-0	0-0	0	0	0
<b>Totals</b>	<b>19</b>	<b>0.5-1</b>	<b>0.5-1</b>	<b>0</b>	<b>1</b>	<b>1</b>



# 6

BLAKE  
**BONE**

**WIDE RECEIVER**

6-5 • 213 • Junior-2L  
Woodruff, S.C. (Woodruff)

#### 2016 - Junior

- Has played in six games this season with two catches for 14 yards

### BONE'S CAREER STATISTICS

Year	Pos.	G-GS	Rec.	Yds.	Avg.	TD	Long
2014	WR	12-0	14	194	13.9	2	36
2015	WR	11-1	20	210	10.5	1	40
2016	WR	6-0	2	14	7.0	0	9
<b>Totals</b>		<b>28-1</b>	<b>36</b>	<b>418</b>	<b>11.6</b>	<b>3</b>	<b>40</b>

### BONE'S 2016 GAME-BY-GAME

Opponent	Rec.	Yds.	TD	Long
vs. Southern Miss	DNP			
at Florida	DNP			

**BONE'S 2016 GAME-BY-GAME**

vs. New Mexico St.	0	0	0	0
vs. South Carolina	0	0	0	0
at Alabama	1	5	0	5
vs. Vanderbilt	0	0	0	0
vs. Mississippi State	0	0	0	0
at Missouri	1	9	0	9
<b>Totals</b>	<b>2</b>	<b>14</b>	<b>0</b>	<b>9</b>

**32****ELI  
BROWN****LINEBACKER****6-2 • 215 • Freshman-RS  
Bowling Green, Ky. (Warren East)****2016 - Freshman**

- Has seen action in all eight games this season
- Saw his most extensive action of season at Alabama, registering a career-high 7.0 tackles

**BROWN'S 2016 GAME-BY-GAME**

Opponent	Tackles	Sacks	TFL-Y	FC	QBH	Int.
vs. Southern Miss	1	0-0	0-0	0	0	0
at Florida	2	0-0	0-0	0	0	0
vs. New Mexico St.	2	0-0	0-0	0	0	0
vs. South Carolina	0	0-0	0-0	0	0	0
at Alabama	7	0-0	0-0	0	0	0
vs. Vanderbilt	1	0-0	0-0	1	0	0
vs. Mississippi State	0	0-0	0-0	0	0	0
at Missouri	3	0-0	0-0	0	0	0
<b>Totals</b>	<b>16</b>	<b>0-0</b>	<b>0-0</b>	<b>1</b>	<b>0</b>	<b>0</b>

**90****T.J.  
CARTER****DEFENSIVE END****6-4 • 275 • Freshman-HS  
Mableton, Ga.  
(Whitefield Academy)****2016 - Freshman**

- Has seen action in six of eight games this season

**CARTER'S 2016 GAME-BY-GAME**

Opponent	Tackles	Sacks	TFL-Y	FC	QBH	Int.
vs. Southern Miss	DNP					
at Florida	2	0-0	0-0	0	0	0

vs. New Mexico St.	2	0-0	0-0	0	0	0
vs. South Carolina	DNP					
at Alabama	0	0-0	0-0	0	0	0
vs. Vanderbilt	2	0-0	0-0	0	0	0
vs. Mississippi State	0	0-0	0-0	0	0	0
at Missouri	0	0-0	0-0	0	0	0
<b>Totals</b>	<b>6</b>	<b>0-0</b>	<b>0-0</b>	<b>0</b>	<b>0</b>	<b>0</b>

**87****C.J.  
CONRAD****TIGHT END****6-5 • 245 • Sophomore-1L  
LaGrange, Ohio (Keystone)****2016 - Sophomore**

- Third on the team in receiving with 13 catches for 195 yards and three TDs
- Had a career day vs. New Mexico State, catching five passes for a career-high 133 yards
- Had a career-long 72-yard receiving TD
- First UK player with three receiving touchdowns in the game since Dicky Lyons, Jr. vs. Florida on Oct. 20, 2007
- First UK tight end with 100 receiving yards in a game since Jacob Tamme vs. Tennessee on Nov. 24, 2007
- His 133 receiving yards are the third-most receiving yards by a tight end in school history and most in a game since James Whalen had 151 vs. Georgia in 1999
- The 133 receiving yards are the 10th-most by a player at Commonwealth Stadium and second-most by a tight end in CWS history
- Caught one pass for five yards in the season opener
- Named the John Mackey Tight End of the Week after the New Mexico State game
- Named to the John Mackey Award Midseason Award Watch List (nation's top tight end)

**CONRAD'S CAREER STATISTICS**

Year	Pos.	G-GS	Rec.	Yds.	Avg.	TD	Long
2015	TE	12-9	15	149	9.9	1	28
2016	TE	8-6	13	195	15.0	3	72
<b>Totals</b>		<b>20-15</b>	<b>28</b>	<b>344</b>	<b>12.3</b>	<b>4</b>	<b>72</b>

**CONRAD'S 2016 GAME-BY-GAME**

Opponent	Rec.	Yds.	TD	Long
vs. Southern Miss	1	5	0	5
at Florida	0	0	0	0
vs. New Mexico St.	5	133	3	72
vs. South Carolina	1	8	0	8
at Alabama	2	10	0	8
vs. Vanderbilt	3	13	0	7
vs. Mississippi State	1	26	0	26

at Missouri	0	0	0	0
<b>Totals</b>	<b>12</b>	<b>169</b>	<b>4</b>	<b>72</b>

**CONRAD'S SINGLE-GAME HIGHS**

**Touchdowns:** 3, New Mexico State, Sept 17, 2016  
**Receptions:** 6, at Mississippi State, Oct 24, 2015  
**Receiving yards:** 133, New Mexico State, Sept 17, 2016 (5 receptions)  
**Receiving TDs:** 3, New Mexico State, Sept 17, 2016  
**Long reception:** 72, New Mexico State, Sept 17, 2016  
**All-purpose yards:** 133, New Mexico State, Sept 17, 2016

**56****KASH  
DANIEL****LINEBACKER****6-1 • 241 • Freshman-HS  
Paintsville, Ky. (Paintsville)****2016 - Freshman**

- Has seen action in all eight games, mostly on special teams
- Graduated a semester early and enrolled at Kentucky in January of 2016

**KA. DANIEL'S 2016 GAME-BY-GAME**

Opponent	Tackles	Sacks	TFL-Y	FC	QBH	Int.
vs. Southern Miss	1	0-0	0-0	0	0	0
at Florida	1	0-0	0-0	0	0	0
vs. New Mexico St.	0	0-0	0-0	0	0	0
vs. South Carolina	0	0-0	0-0	0	0	0
at Alabama	1	0-0	0-0	0	0	0
vs. Vanderbilt	1	0-0	0-0	0	0	0
vs. Mississippi State	1	0-0	0-0	0	0	0
at Missouri	0	0-0	0-0	0	0	0
<b>Totals</b>	<b>5</b>	<b>0-0</b>	<b>0-0</b>	<b>0</b>	<b>0</b>	<b>0</b>

**20****KENGERA  
DANIEL****DEFENSIVE END****6-5 • 260 • Sophomore-1L  
Raleigh, N.C. (Millbrook)****2016 - Sophomore**

- Did not see action in the first four games due to a violation of team rules



## 2016 PLAYER BIOS

### KEN. DANIEL'S 2016 GAME-BY-GAME

Opponent	Tackles	Sacks	TFL-Y	FC	QBH	Int.
vs. Southern Miss	DNP					
at Florida	DNP					
vs. New Mexico St.	DNP					
vs. South Carolina	DNP					
at Alabama	0	0-0	0-0	0	0	0
vs. Vanderbilt	1	0-0	0-0	0	0	0
vs. Mississippi State	0	0-0	0-0	0	0	0
vs. Missouri	0	0-0	0-0	0	0	0
<b>Totals</b>	<b>1</b>	<b>0-0</b>	<b>0-0</b>	<b>0</b>	<b>0</b>	<b>0</b>

### DANIEL'S CAREER STATISTICS

Year	Pos.	G-GS	Tackles	Sacks-Yds.	TFL-Yds.	FC	FR	PBU
2015	DT	3-0	1	0-0	0.0-0	0	0	0
2016	DT	4-0	2	0-0	0-0	0	0	0
<b>Totals</b>		<b>7-0</b>	<b>3</b>	<b>0-0</b>	<b>0-0</b>	<b>0</b>	<b>0</b>	<b>0</b>



# 98

TYMERE  
**DUBOSE**

**DEFENSIVE TACKLE**

**6-5 • 320 • Sophomore-1L**  
Youngstown, Ohio  
(Youngstown Christian)

### 2016 - Sophomore

- Has played in six of eight games, with a season-high three tackles vs. New Mexico State

### DUBOSE'S 2016 GAME-BY-GAME

Opponent	Tackles	Sacks	TFL-Y	FC	QBH	Int.
at Florida	0	0-0	0-0	0	0	0
vs. New Mexico St.	3	0-0	0-0	0	0	0
vs. South Carolina	1	0-0	0-0	0	0	0
at Alabama	0	0-0	0-0	0	0	0
vs. Vanderbilt	0	0-0	0-0	0	0	0
vs. Mississippi State	DNP					
at Missouri	1	0-0	0-0	0	0	0
<b>Totals</b>	<b>5</b>	<b>0-0</b>	<b>0-0</b>	<b>0</b>	<b>0</b>	<b>0</b>

### DUBOSE'S CAREER STATISTICS

Year	Pos.	G-GS	Tackles	Int.-Yds.	PBU	FR	FC
2015	DT	4-0	1	0-0	0	0	0
2016	DT	6-0	5	0-0	0	0	0
<b>Totals</b>		<b>10-0</b>	<b>6</b>	<b>0-0</b>	<b>0</b>	<b>0</b>	<b>0</b>



# 27

MIKE  
**EDWARDS**

**SAFETY**

**6-0 • 200 • Sophomore-1L**  
Cincinnati, Ohio (Winton Woods)

### 2016 - Sophomore

- Second on the team in tackles behind linebacker Jordan Jones with 60
- Ninth in the SEC in tackles per game with 7.5
- Has a team-high eight passes defended this season which ranks tied for ninth in the SEC
- Led the team in tackles in the win over Vanderbilt with eight, including one TFL
- Totaled a career-high 12 tackles at No. 1 Alabama, with two PBUs
- Also had 12 tackles vs. New Mexico State
- Had nine tackles, including a TFL in the season opener vs. Southern Miss.
- Tipped a pass that was picked off by teammate Blake McClain vs. Southern Miss.

### EDWARDS' CAREER STATISTICS


Year	Pos.	G-GS	Tackles	Int.-Yds.	TFL	FC	FR	PD
2015	S	12-5	39	1-20	2.0-4	1	0	3
2016	S	8-8	60	0-0	4.0-8	0	0	8
<b>Totals</b>		<b>20-13</b>	<b>99</b>	<b>1-20</b>	<b>6.0-12</b>	<b>1</b>	<b>0</b>	<b>11</b>

### EDWARDS' 2016 GAME-BY-GAME

Opponent	Tackles	Sacks	TFL-Y	FC	PBU	Int.
vs. Southern Miss	9	0-0	1.0-2	0	1	0
at Florida	6	0-0	0	0	1	0
vs. New Mexico St.	12	0-0	1.0-4	0	3	0
vs. South Carolina	4	0-0	0-0	0	1	0
at Alabama	12	0-0	0-0	0	2	0
vs. Vanderbilt	8	0-0	1.0-1	0	0	0
vs. Mississippi State	3	0-0	1.0-1	0	0	0
at Missouri	6	0-0	0-0	0	0	0
<b>Totals</b>	<b>60</b>	<b>0-0</b>	<b>4.0-8</b>	<b>0</b>	<b>8</b>	<b>0</b>

### EDWARDS' SINGLE-GAME HIGHS

**Tackles:** 12, twice, last at Alabama, Oct 1, 2016 (9-3)  
**Tackles for loss:** 1.0, 6x, last vs Mississippi State, Oct 22, 2016 (1)  
**Fumbles forced:** 1, at Vanderbilt, Nov 14, 2015  
**Pass breakups:** 3, New Mexico State, Sept 17, 2016  
**Touchdowns:** 1, Charlotte, Nov 21, 2015  
**All-purpose yards:** 20, Charlotte, Nov 21, 2015  
**Interceptions:** 1, Charlotte, Nov 21, 2015  
**Long interception return:** 20, Charlotte, Nov 21, 2015



# 69

MATT  
**ELAM**

**NOSEGUARD**

**6-7 • 360 • Junior-2L**  
 Elizabethtown, Ky. (John Hardin)

### 2015 - Junior

- Posted four tackles vs. Southern Miss.
- Did not dress vs. Vanderbilt with injury
- Returned to starting lineup vs. Mississippi State

### ELAM'S CAREER STATISTICS

Year	Pos.	G-GS	Tackles	Sacks-Yds.	TFL-Yds.	FC	FR	PBU
2014	DT	12-0	10	0-0	0-0	0	0	2
2015	DT	12-4	23	0-0	0.5-1	0	0	0
2016	DT	7-5	4	0-0	0-0	0	0	0
<b>Totals</b>		<b>31-9</b>	<b>37</b>	<b>0-0</b>	<b>2-4</b>	<b>1</b>	<b>0</b>	<b>2</b>

### ELAM'S 2016 GAME-BY-GAME

Opponent	Tkls.	TFL-Y	Sacks-Y	FC	FR	Int.	QBH
vs. Southern Miss	4	0-0	0-0	0	0	0	0
at Florida	0	0-0	0-0	0	0	0	0
vs. New Mexico St.	0	0-0	0-0	0	0	0	0
vs. South Carolina	0	0-0	0-0	0	0	0	0
at Alabama	0	0-0	0-0	0	0	0	0
vs. Vanderbilt	DNP	(Injury)					
vs. Mississippi State	0	0-0	0-0	0	0	0	0
at Missouri	0	0-0	0-0	0	0	0	0
<b>Totals</b>	<b>4</b>	<b>0.0-0</b>	<b>0-0</b>	<b>0</b>	<b>0</b>	<b>0</b>	<b>0</b>

### ELAMS' SINGLE-GAME HIGHS

**Tackles:** 6, 2x, last vs. UL Lafayette, Sept 5, 2015 (4-2)  
**Tackles for loss:** .5, Charlotte, Nov 21, 2015 (0-0)  
**Pass breakups:** 1, 2x, last vs. Louisiana-Monroe, Oct 11, 2014



# 11

J.D.  
**HARMON**

**CORNERBACK**

**6-2 • 200 • Senior-3L**  
 Paducah, Ky. (Tilghman)

### 2016 - Senior

- Has played in 43 career games with three starts
- Had two interceptions vs. Southern Miss., giving him a team-high seven career interceptions
- The two-interception game is the second of his career, the first came his freshman season when he had two picks at Missouri in 2012



- First UK player to record two picks in a season opener since Winston Guy vs. WKU on Sept. 1, 2011
- Had eight tackles in the season opener

**HARMON'S CAREER STATISTICS**

Year	Pos.	G-GS	Tackles	Int.-Yds.	PD	FR	FC	QBH
2012	CB	12-3	24	2-8	6	0	0	0
2014	CB	12-0	29	0-0	0	1	2	3
2015	CB	12-0	28	3-25	5	0	1	1
2016	CB	7-0	27	2-0	3	0	0	1
<b>Totals</b>		<b>43-3</b>	<b>108</b>	<b>7-33</b>	<b>14</b>	<b>1</b>	<b>3</b>	<b>5</b>

**HARMON'S 2016 GAME-BY-GAME**

Opponent	Tackles	Sacks	TFL-Y	FC	PBU	Int.
vs. Southern Miss	8	0-0	0-0	0	1	2
at Florida	4	0-0	0-0	0	0	0
vs. New Mexico St.	3	0-0	0-0	0	0	0
vs. South Carolina	2	0-0	0-0	0	0	0
at Alabama	0	0-0	0-0	0	0	1
vs. Vanderbilt	3	0-0	0-0	0	0	0
vs. Mississippi State	4	0-0	0-0	0	0	0
at Missouri	3	0-0	0-0	0	0	0
<b>Totals</b>	<b>24</b>	<b>0-0</b>	<b>0-0</b>	<b>0</b>	<b>1</b>	<b>3</b>

**HARMON'S SINGLE-GAME HIGHS**

**Interceptions:** 2, Southern Miss, Sept 3, 2016  
**Long interception return:** 25, Louisville, Nov 28, 2015  
**Tackles:** 8, Southern Miss, Sept 3, 2016 (3-5)  
**Tackles for loss:** 2.0, UT Martin, Aug 30, 2014 (2-0)  
**Fumbles forced:** 1, 3x, last vs. UL Lafayette, Sept 5, 2015  
**Fumbles recovered:** 1, Georgia, Nov 8, 2014  
**Pass breakups:** 1, 3x, last vs. Southern Miss, Sept 3, 2016  
**All-purpose yards:** 60, UL Lafayette, Sept 5, 2015  
**Kick returns:** 2, Southern Miss, Sept 3, 2016  
**Kick return yards:** 60, UL Lafayette, Sept 5, 2015 (1 return)  
**Long kick return:** 60, UL Lafayette, Sept 5, 2015

**85****GREG  
HART****TIGHT END**

**6-5 • 245 • Junior-TR**  
**Dayton, Ohio (Archbishop Alter/  
 Nebraska)**

**2016 - Junior**

- Has seen action in all eight games
- Caught two passes for 16 yards vs. New Mexico State
- Played in nine games, mostly on special teams, as a redshirt freshman at Nebraska in 2014

**HART'S 2016 GAME-BY-GAME**

Opponent	Rec.	Yds.	TD	Long
vs. Southern Miss	0	0	0	0
at Florida	0	0	0	0
vs. New Mexico St.	2	16	0	11
vs. South Carolina	0	0	0	0

at Alabama	1	6	0	6
vs. Vanderbilt	0	0	0	0
vs. Mississippi State	1	8	0	8
at Missouri	1	1	0	1
<b>Totals</b>	<b>5</b>	<b>31</b>	<b>0</b>	<b>11</b>

**9****GARRETT  
JOHNSON****WIDE RECEIVER**

**5-11 • 175 • Junior-2L**  
**Winter Garden, Fla. (West Orange)**

**2016 - Junior**

- Leads the team in receiving yards with 306 with a team-high 25 catches
- Also led the team last season with 694 receiving yards, collecting 46 catches for two touchdowns, including a long of 39
- Has at least two catches in six straight games
- Has 93 career receptions for 1,271 yards, ranking him 18th on UK's career receiving yard list
- Opened the season with six catches for 143 receiving yards vs. Southern Miss, the second-most in a season opener in school history
- Marked his fourth career 100-yard receiving game
- Had 23.8 yards per reception in the game, which is the most yards per reception by a UK player with at least five receptions since he had 25.7 yards per reception against Florida in 2014
- First player with 100 receiving yards in a season opener since Dicky Lyons, Jr., vs. Eastern Kentucky on Sept. 1, 2007
- Became the 13th player to reach 1,000 career receiving yards within his first 25 games played at Kentucky, the first to accomplish that feat since Javess Blue in 2014

**G. JOHNSON'S CAREER STATISTICS**

Year	Pos.	G-GS	Rec.	Yds.	Avg.	TD	Long
2014	WR	12-2	22	271	12.3	2	60
2015	WR	12-11	46	694	15.1	2	39
2016	WR	8-8	25	306	12.2	2	53
<b>Totals</b>		<b>32-21</b>	<b>93</b>	<b>1271</b>	<b>13.7</b>	<b>6</b>	<b>60</b>

**G. JOHNSON'S 2016 GAME-BY-GAME**

Opponent	Rec.	Yds.	TD	Long
vs. Southern Miss	6	143	2	53
at Florida	0	0	0	0
vs. New Mexico St.	3	31	0	21
vs. South Carolina	4	38	0	15
at Alabama	4	27	0	16
vs. Vanderbilt	2	20	0	15
vs. Mississippi State	3	18	0	10
at Missouri	3	29	0	12
<b>Totals</b>	<b>25</b>	<b>306</b>	<b>2</b>	<b>53</b>

**G. JOHNSON'S SINGLE-GAME HIGHS**

**Receptions:** 9, Auburn, Oct 15, 2015  
**Receiving yards:** 160, Auburn, Oct 15, 2015 (9 receptions)  
**Receiving TDs:** 2, twice, last vs. Southern Miss, Sept 3, 2016  
**Long reception:** 60, at Florida, Sep 13, 2014  
**All-purpose yards:** 160, Auburn, Oct 15, 2015

**15****STEPHEN  
JOHNSON II****QUARTERBACK**

**6-3 • 183 • Junior-JC**  
**Rancho Cucamonga, Calif.**  
**(Los Osos/Grambling/  
 College of the Desert)**

**2016 - Junior**

- Holds a 4-1 record as a UK starter
- Ranks seventh in the SEC in pass efficiency (133.5)
- Made his first career start vs. South Carolina, completing 11-of-19 passes for 135 yards
- Came in for an injured Drew Barker on UK's second offensive series and finished the game 17-for-22 with a career-high 310 yards passing and a career-high three touchdowns – all three were to tight end C.J. Conrad
- Second quarterback in school history to pass for at least 300 yards within their first two career games played ... The other was Jared Lorenzen against Louisville on Sept. 2, 2000
- First UK quarterback with at least 300 passing yards and at least 50 rushing yards since Patrick Towles vs. Mississippi State on Oct. 25, 2014
- Made his UK debut in the third quarter vs. Florida
- Rushed for a three-yard score vs. Vanderbilt, his first rushing touchdown of his UK career
- His 55 rushing yards vs. Vandy were a UK career high
- Completed 17-of-33 passes for 292 yards and two touchdowns in the win over Mississippi State ... His 17 completions tied a career high
- Was 8-of-11 in the second half vs. MSU for 191 yards and two touchdowns

**S. JOHNSON'S CAREER STATISTICS**

Year	G-GS	Comp.	Att.	Int.	Pct.	Yds.	TD	Long
2014*	6-6	59	105	4	56.2	723	6	75
2016	7-5	83	146	3	56.8	1128	7	72
<b>Totals</b>	<b>13-11</b>	<b>142</b>	<b>251</b>	<b>7</b>	<b>56.6</b>	<b>1851</b>	<b>13</b>	<b>75</b>

**S. JOHNSON'S 2016 GAME-BY-GAME**

Opponent	Comp.-Att.-Int.	Yds.	TD	Long	Rush Yards	TD
vs. Southern Miss	DNP					
at Florida	1-3-0	45	0	45	7	9
vs. New Mexico St.	17-22-0	310	3	72	10	51
vs. South Carolina	11-19-1	135	0	28	13	6
at Alabama	13-22-0	89	0	16	7	-26



## 2016 PLAYER BIOS

### S. JOHNSON'S 2016 GAME-BY-GAME

vs. Vanderbilt	10-24-1	49	0	15	10	55	1
vs. Mississippi State	17-33-0	292	2	44	9	20	0
at Missouri	14-23-1	208	2	65	2	3	0
<b>Totals</b>	<b>60-123-2</b>	<b>920</b>	<b>5</b>	<b>72</b>	<b>56</b>	<b>115</b>	<b>1</b>

### S. JOHNSON'S SINGLE-GAME HIGHS

Pass attempts: 33, Mississippi State, Oct 22, 2016  
 Pass completions: 17, twice, last vs. Mississippi State, Oct 22, 2016  
 Pass yards: 310, New Mexico State, Sept 17, 2016  
 Pass TDs: 3, New Mexico State, Sept 17, 2016  
 Long pass: 72, New Mexico State, Sept 17, 2016  
 Total offense attempts: 32, New Mexico State, Sept 17, 2016  
 (10 rush, 22 pass)  
 Total offense yards: 361, Southern Miss, Sept 3, 2016 (51 rush, 310 pass)  
 All-purpose yards: n/a  
 Rushing Touchdowns: 1, Vanderbilt, Oct. 8, 2016  
 Rush attempts: 13, South Carolina, Sept 24, 2016  
 Rush yards: 55, Vanderbilt, Oct 8, 2016 (10 carries)  
 Long rush: 11, Vanderbilt, Oct 8, 2016

### JONES' 2016 GAME-BY-GAME

Opponent	Tkls.	TFL-Y	Sacks-Y	PD	FR	PBU	Int.	QBH
vs. Southern Miss	19	2.0-13	1.0-10	0	0	0	0	1
at Florida	9	1-1	0-0	1	0	0	0	0
vs. New Mexico St.	7	0-0	0-0	0	0	0	0	1
vs. South Carolina	8	0.5-1	0-0	1	0	0	0	0
at Alabama	8	1.0-1	0	0	0	0	0	3
vs. Vanderbilt	5	1.0-7	1.0-7	0	0	0	0	2
vs. Miss. State	11	0-0	0-0	0	0	0	0	1
at Missouri	4	2.0-5	0-0	0	0	1	0	0
<b>Totals</b>	<b>77</b>	<b>5.5-23</b>	<b>2-17</b>	<b>2</b>	<b>0</b>	<b>0</b>	<b>0</b>	<b>8</b>

### JONES' SINGLE-GAME HIGHS

Tackles: 19, Southern Miss, Sept 3, 2016 (13-6)  
 Sacks: 1.0, twice, last vs Vanderbilt, Oct 8, 2016 (1-7)  
 Tackles for loss: 2.0, twice, last at Missouri, Oct 29, 2016 (2-5)  
 Fumbles recovered: 1, at Vanderbilt, Nov 14, 2015  
 QB Hurries: 3, at Alabama, Oct 1, 2016

at Florida	8	13	1	4
vs. New Mexico St.	DNP			
vs. South Carolina	4	16	9	6
at Alabama	10	39	0	16
vs. Vanderbilt	12	55	1	16
vs. Mississippi State	2	15	0	8
at Missouri	DNP			
<b>Totals</b>	<b>41</b>	<b>155</b>	<b>3</b>	<b>16</b>

### KEMP'S SINGLE-GAME HIGHS

Rush attempts: 17, South Carolina, Oct 04, 2014  
 Rush yards: 165, Charlotte, Nov 21, 2015 (11 carries)  
 Rush TDs: 3, twice, last vs. Charlotte, Nov 21, 2015  
 Long rush: 47, twice, last vs. Charlotte, Nov 21, 2015  
 Receptions: 3, Tennessee, Nov 30, 2013  
 Receiving yards: 17, Missouri, Nov 9, 2013 (2 receptions)  
 Long reception: 18, Missouri, Nov 9, 2013  
 Total offense yards: 165, Charlotte, Nov 21, 2015 (165 rush, 0 pass)  
 All-purpose yards: 165, Charlotte, Nov 21, 2015  
 Kick returns: 3, Southern Miss, Sept 3, 2016  
 Kick return yards: 75, Southern Miss, Sept 3, 2016 (3 returns)  
 Long kick return: 32, Southern Miss, Sept 3, 2016



# 34

JORDAN  
JONES

LINEBACKER

6-2 • 220 • Sophomore-1L  
 Youngstown, Ohio (Cardinal Mooney)



# 3

JOJO  
KEMP

RUNNING BACK

5-10 • 200 • Senior-3L  
 DeLand, Fla. (DeLand)



# 22

SIHIEM  
KING

RUNNING BACK

5-9 • 172 • Sophomore-1L  
 Colquitt, Ga. (Colquitt County)

### 2015 - Sophomore

- Leads the team and ranks third in the SEC in tackles per game with 8.9 (71)
- Ranks fifth in the nation in solo tackles per game (6.4) and tied for 39th in total tackles per game (8.9)
- Second on the team in tackles for loss with 7.5 after charting a career-high tying 2.0 TFL at Missouri
- Has two double-digit tackle games this season (Southern Miss and Mississippi State)
- Had the most tackles by a UK player in the first four games of a season (43) since Danny Trevathan in 2011 (46)
- In his first career start vs. Southern Miss, finished with a career-high 19 tackles, including 13 solo
- Added two tackles for loss, one sack and a quarterback hurry
- The 19 tackles were the most by a UK player since Cory Johnson had 19 tackles last season against ECU
- Led UK with eight tackles, adding 0.5 tackles for loss and a pass breakup vs. South Carolina
- Had a career-high three quarterback hurries at Alabama

### JONES' CAREER STATISTICS

Year	G-GS	Tackles	TFL-Yds.	Sacks-Yds.	PD	FR	QBH	PBU
2015	8-0	10	0-0	0-0	0	1	0	0
2016	8-8	71	7.5-28	2.0-17	2	0	8	1
<b>Totals</b>	<b>15-7</b>	<b>77</b>	<b>5.5-23</b>	<b>2.0-17</b>	<b>2</b>	<b>1</b>	<b>8</b>	<b>1</b>

### 2016 - Senior

- Has played in 41 career games with three starts
- Had two carries for 15 yards vs. Mississippi State before leaving the game with a hand injury
- Did not see action at Missouri
- Has 1,505 career receiving yards, which ranks 19th on Kentucky's career rushing yard list
- Rushed for 55 yards on 12 attempts with one touchdown vs. Vanderbilt
- Rushed for a team-high 39 yards on 10 carries at Alabama
- Did not see action vs. New Mexico State with an ankle injury
- Earned a starting nod vs. Southern Miss and totaled five rushes for seven yards with one TD
- Scored the Wildcats' touchdown at Florida on a 2-yard run in the fourth quarter, his 15th career rushing touchdown

### KEMP'S CAREER STATISTICS

Year	G-GS	Att.	Yds.	Avg.	TD	LG	Rec.	Yds.	Avg.	TD	LG
2013	12-0	100	482	4.8	3	47	9	56	6.2	0	18
2014	11-1	70	323	4.6	4	43	3	12	4.0	0	8
2015	12-1	98	555	5.7	6	47	4	12	3.0	0	9
2016	6-1	41	155	3.5	3	16	2	5	2.5	0	4
<b>Totals</b>	<b>41-3</b>	<b>307</b>	<b>1490</b>	<b>4.9</b>	<b>16</b>	<b>47</b>	<b>18</b>	<b>85</b>	<b>4.7</b>	<b>0</b>	<b>18</b>

### KEMP'S 2016 GAME-BY-GAME

Opponent	Att.	Yds.	TD	Long
vs. Southern Miss	5	7	1	7

### 2016 - Sophomore

- Has seen action in all eight games this season

### KING'S CAREER STATISTICS

Year	G-GS	Att.	Yds.	Avg.	TD	LG	Rec.	Yds.	Avg.	TD	LG
2015	12-0	11	127	11.5	1	62	4	6	1.5	0	6
2016	8-0	2	-1	-0.5	0	0	3	14	4.7	0	11
<b>Totals</b>	<b>20-0</b>	<b>13</b>	<b>126</b>	<b>9.7</b>	<b>1</b>	<b>62</b>	<b>7</b>	<b>20</b>	<b>2.9</b>	<b>0</b>	<b>11</b>

### KING'S CAREER STATISTICS

Year	Rush	Rcv	KOR	KOR Yds.	Avg.	TD	Long	All Purpose
2015	127	6	23	498	21.7	0	48	631
2016	-1	14	4	95	23.8	0	27	108
<b>Totals</b>	<b>126</b>	<b>20</b>	<b>27</b>	<b>593</b>	<b>22.0</b>	<b>0</b>	<b>48</b>	<b>739</b>

**KING'S 2016 GAME-BY-GAME**

Opponent	Att.	Yds.	TD	Rec.	Yds.	TD	LG	KR	Yds.	TD	LG
vs. USM	0	0	0	0	0	0	0	3	70	0	0
at Florida	0	0	0	0	0	0	0	0	0	0	0
vs. NMSU	0	0	0	1	0	0	0	0	0	0	0
vs. USC	0	0	0	0	0	0	0	0	0	0	0
at Alabama	2	-1	0	2	14	0	11	1	25	0	25
vs. Vandy	0	0	0	0	0	0	0	0	0	0	0
vs. MSU	0	0	0	0	0	0	0	0	0	0	0
at Missouri	0	0	0	0	0	0	0	0	0	0	0
<b>Totals</b>	<b>2</b>	<b>-1</b>	<b>0</b>	<b>3</b>	<b>14</b>	<b>0</b>	<b>11</b>	<b>4</b>	<b>95</b>	<b>0</b>	<b>25</b>

**51****COURTNEY  
LOVE****LINEBACKER**

**6-2 • 242 • Junior-TR**  
**Youngstown, Ohio**  
**(Cardinal Mooney/Nebraska)**

**2016 - Junior**

- Started in all eight games and named a team captain in all eight games
- Saw game action for the first time since playing in 12 games at Nebraska in 2014 when he earned his first career start vs. Southern Miss.
- Totaled nine tackles in his UK debut with one QBH
- Had six six tackles and a PBU at Missouri
- Registered six tackles and a sack at Alabama

**LOVE'S CAREER STATISTICS**

Year	Pos.	G-GS	Tackles	TFL-Yds.	Sacks-Yds	QBH	FC	FR	PBU
2014*	LB	12-0	6	1.0-1	0-0	0	0	0	0
2016	LB	8-8	45	1.0-5	1.0-5	1	0	0	0
<b>Totals</b>	<b>at UK</b>	<b>8-8</b>	<b>45</b>	<b>1.0-5</b>	<b>1.0-5</b>	<b>1</b>	<b>0</b>	<b>0</b>	<b>0</b>
<b>All*</b>		<b>19-7</b>	<b>51</b>	<b>2.0-6</b>	<b>1.0-5</b>	<b>1</b>	<b>0</b>	<b>0</b>	<b>0</b>

**LOVE'S 2016 GAME-BY-GAME**

Opponent	Tackles	Sacks	TFL-Y	QBH	PBU	Int.
vs. Southern Miss	9	0-0	0-0	1	0	0
at Florida	6	0-0	0-0	0	0	0
vs. New Mexico St.	3	0-0	0-0	0	0	0
vs. South Carolina	6	0-0	0-0	0	0	0
at Alabama	6	1.0-5	1.0-5	0	0	0
vs. Vanderbilt	4	0-0	0-0	0	0	0
vs. Mississippi State	5	0-0	0-0	0	0	0
at Missouri	6	0-0	0-0	0	1	0
<b>Totals</b>	<b>45</b>	<b>1.0-5</b>	<b>1.0-5</b>	<b>1</b>	<b>0</b>	<b>0</b>

**99****AUSTIN  
MacGINNIS****KICKER**

**5-10 • 180 • Junior-2L**  
**Wedowee, Ala. (Prattville)**

**2016 - Junior**

- Has hit 9-of-12 field goals this season ... His only misses were a 34-yarder at Florida, a 28-yarder vs. Miss. State and a 47-yarder at Missouri

- Ranks 10th in the SEC in scoring overall and seventh in scoring (kick), averaging 6.5 ppg
- Hit 4-for-5 field goals in the win over Mississippi State, including the game-winning 51-yard field goal as time expired ... The 51-yarder was his season high
- The 51-yard field goal was the longest made field-goal by a UK kicker in an SEC home game since Ryan Tydlacka made a 51-yard field goal against South Carolina on Oct. 11, 2008
- Is now 4-of-7 in his career from 50+ yards and is just the second player in school history to have at least four career field goals of 51 yards
- Scored 14 points vs. Miss. State, the most by a kicker in an SEC game since Oct. 31, 1992 (Doug Pelfrey)
- Tied Randall Cobb for quickest to 200 career points (29 games played)
- Became just the third player (Randall Cobb and Lones Seiber) in school history to reach 200 career points prior to his senior season and the first to accomplish that feat since Randall Cobb in 2010
- Ranks sixth on UK's career scoring list with 217 points ... Needs nine points to join wide receiver Randall Cobb and kicker Taylor Begley for fourth on the all-time list with 226 points

**MacGINNIS' CAREER STATISTICS**


Year	FGM/FGA	PAT	Points	Long FG	TB
2014	21-27	41-41	104	54	25
2015	13-17	22-23	61	48	14
2016	9-12	25-26	52	51	18
<b>Totals</b>	<b>43-55</b>	<b>83-85</b>	<b>212</b>	<b>54</b>	<b>57</b>

**MacGINNIS' FIELD GOALS BY DISTANCE**

Year	1-19	20-29	30-39	40-49	50+	Total	Long
2014	0-0	4-5	9-10	5-7	3-5	21-27	54
2015	0-0	5-5	4-5	4-6	0-1	13-17	48
2016	0-0	1-2	4-5	3-4	1-1	9-12	51
<b>Totals</b>	<b>0-0</b>	<b>10-12</b>	<b>17-20</b>	<b>12-17</b>	<b>4-7</b>	<b>43-56</b>	<b>54</b>

**MacGINNIS' SINGLE-GAME HIGHS**

Points scored: 16, at Louisville, Nov 29, 2014  
 Kick PATs: 8, twice, last vs. New Mexico State, Sept 17, 2016  
 Points by kicking: 16, at Louisville, Nov 29, 2014  
 Field goals made: 4, twice, last vs. Mississippi State, Oct 22, 2016  
 Field goal attempts: 5, vs. Mississippi State, Oct 22, 2016  
 Longest field goal: 54, at Tennessee, Nov 15, 2014  
 Kickoffs: 10, twice, last vs. New Mexico State, Sept 17, 2016  
 Touchbacks: 7 vs. UT Martin, 2014  
 Consecutive FG made: 11\*\*  
 Most points in season: 104, 2014\*\*  
 Most FG in a season: 21, 2014\*\*  
 Most XP in a season without miss: 41, 2014\*\*  
 Most Touchbacks in a season: 25, 2014\*\*  
 \*\* denotes school record

**44****De'NIRO  
LASTER****LINEBACKER**

**6-4 • 241 • Junior-TR**  
**Cleveland Heights, Ohio**  
**(Cleveland Heights/Minnesota)**

**2016 - Junior**

- Will miss the remainder of the season with a knee injury
- Prior to his injury, had 14 tackles, 1.0 sack and 2.0 tackles for loss
- Recovered a fumble in the first quarter at Alabama, the first fumble recovery of his UK career
- Also recorded the first sack of his career in the third quarter against the Tide
- Saw game action for the first time vs. Southern Miss since playing in nine games at Minnesota in 2014
- Named after the actor Robert De Niro

**LASTER' CAREER STATISTICS**

Year	Pos.	G-GS	Tackles	TFL-Yds.	Sacks-Yds.	PD	FR	QBH
2014*	LB	9-0	6	0.5-4	0.5-4	0	0	0
2016	LB	5-0	14	2.0-9	2.0-9	0	1	0
<b>Totals</b>	<b>at UK</b>	<b>5-0</b>	<b>14</b>	<b>2.0-9</b>	<b>2.0-9</b>	<b>0</b>	<b>1</b>	<b>0</b>
<b>All*</b>		<b>14-0</b>	<b>20</b>	<b>2.5-13</b>	<b>2.5-13</b>	<b>0</b>	<b>1</b>	<b>0</b>

**LASTER'S 2016 GAME-BY-GAME**

Opponent	Tackles	Sacks	TFL-Y	QBH	PBU	FR
vs. Southern Miss	0	0-0	0-0	0	0	0
at Florida	5	0-0	0-0	0	0	0
vs. New Mexico St.	2	0-0	0-0	0	0	0
vs. South Carolina	3	0-0	0-0	0	0	0
at Alabama	4	1.0-8	1.0-8	0	0	1
vs. Vanderbilt	DNP	(Injury)				
<b>Totals</b>	<b>14</b>	<b>1.0-5</b>	<b>1.0-8</b>	<b>0</b>	<b>0</b>	<b>1</b>



## 2016 PLAYER BIOS



# 24

BLAKE  
**McCLAIN**

**DEFENSIVE BACK**

5-11 • 200 • Senior-3L  
Winter Park, Fla. (Winter Park)

### 2016 - Junior

- Has played in 43 career games, starting 31
- Fifth on the team in tackles with 37
- Has two interceptions this season (Southern Miss, NMSU)
- Made his first career interception vs. Southern Miss, while charting nine tackles and a pass breakup
- Team-high tying nine tackles at Florida
- Led UK with eight solo tackles at Missouri

### McCLAIN'S CAREER STATISTICS

Year	G-GS	Tackles	Sacks-Yds.	TFL-Yds.	Int.-Yds.	PD	FR	FC
2013	12-11	59	1-9	1.0-9	0-0	5	0	1
2014	11-6	28	2-16	2.0-16	0-0	7	0	0
2015	12-7	31	0-0	1.0-1	0-0	5	0	1
2016	8-7	37	0-0	0.5-1	2-20	4	0	0
<b>Total</b>	<b>43-31</b>	<b>155</b>	<b>3.0-25</b>	<b>4.5-27</b>	<b>2-20</b>	<b>21</b>	<b>0</b>	<b>2</b>

### McCLAIN'S 2016 GAME-BY-GAME

Opponent	Tkls.	TFL-Yds.	Sacks	PBU	FR	Int.	QBH
vs. Southern Miss	9	0-0	0-0	1	0	1	0
at Florida	9	0-0	0-0	0	0	0	0
vs. New Mexico St.	1	0-0	0-0	0	0	1	0
vs. South Carolina	3	0-0	0-0	0	0	0	0
at Alabama	3	0-0	0-0	0	0	0	0
vs. Vanderbilt	0	0-0	0-0	0	0	0	0
vs. Mississippi State	4	0.5	0-0	1	0	0	0
at Missouri	8	0-0	0-0	0	0	0	0
<b>Totals</b>	<b>37</b>	<b>0-0</b>	<b>0-0</b>	<b>2</b>	<b>0</b>	<b>2</b>	<b>0</b>

### McCLAIN'S SINGLE-GAME HIGHS

**Interceptions:** 1, twice, last vs. New Mexico State, Sept 17, 2016  
**Tackles:** 12, at Georgia, Nov 23, 2013 (7-5)  
**Sacks:** 1.0, 3x, last at Louisville, Nov 29, 2014  
**Tackles for loss:** 1.0, 4 times  
**Fumbles forced:** 1, twice, last at Georgia, Nov 7, 2015  
**Pass breakups:** 2, 3x, last vs. Mississippi State, Oct 25, 2014



# 80

GRANT  
**McKINNISS**

**PUNTER**

6-1 • 210 • Freshman-HS  
Findlay, Ohio (Findlay)

### 2016 - Freshman

- Nominee for the Ray Guy Award given to the nation's top punter
- Ranks third among SEC freshmen punters, averaging 39.6 yards per punt on the season
- Has six punts inside the 20-yard line
- Boomed a career-long 61-yard punt in the second quarter at Alabama
- For the game at Alabama, averaged 44.7 yards on six punts, besting his previous high average of 43.4 versus Florida on Sept. 8

### McKINNISS' 2016 GAME-BY-GAME

Opponent	Punts	Avg.	Long	Inside 20
vs. Southern Miss	4	36.8	45	2
at Florida	5	43.4	53	1
vs. New Mexico St.	3	41.7	48	0
vs. South Carolina	5	40.8	53	0
at Alabama	6	44.7	61	0
vs. Vanderbilt	5	36.2	44	2
vs. Mississippi State	3	34.3	37	1
at Missouri	5	35.8	41	0
<b>Totals</b>	<b>36 (1424)</b>	<b>39.6</b>	<b>61</b>	<b>6</b>

### McKINNISS' SINGLE-GAME HIGHS

**Punts:** 6, at Alabama, Oct 1, 2016  
**Single-game Avg:** 44.7 at Alabama, Oct 1, 2016  
**Long:** 61 at Alabama, Oct 1, 2016



# 15

MARCUS  
**McWILSON**

**SAFETY**

6-0 • 210 • Senior-3L  
Youngstown, Ohio (Cardinal Mooney)

### 2016 - Senior

- Has played in 39 career games with 14 starts
- Four career interceptions, two returned for TDs
- Recorded a season-high eight tackles in the win over Mississippi State, including one TFL and a 45-yard interception for a touchdown in the decisive fourth quarter

- Marked his second career interception for a touchdown ... His first was against Louisiana-Monroe in 2014
- Is the first UK player to return an interception for a touchdown since Fred Tiller vs. Louisville on Nov. 29, 2014
- His 45-yard interception return for a touchdown was the longest interception return for a touchdown by a UK player against an SEC opponent since Sam Maxwell's 56-yard interception return for a touchdown against Tennessee on Nov. 28, 2009
- His interception return was Kentucky's first against a SEC opponent since Oct. 4, 2014 vs. South Carolina (Bud Dupree)
- Recorded seven tackles vs. Southern Miss
- Had six tackles at Florida and at Alabama

### McWILSON'S CAREER STATISTICS

Year	Pos.	G-GS	Tackles	TFL-Yds.	Sacks-Yds.	Int.-Yds.	PD	FR	FC
2013	S	8-0	9	2.0-8	0.5-5	0	0	1	0
2014	S	12-3	31	1.0-2	0-0	3-47	4	0	0
2015	S	11-10	66	1.5-8	1.0-7	0-0	2	0	1
2016	S	8-1	39	1.5-2	0-0	1-45	1	0	0
<b>Total</b>		<b>39-14</b>	<b>145</b>	<b>6.0-20</b>	<b>1.5-12</b>	<b>4-92</b>	<b>7</b>	<b>1</b>	<b>1</b>

### McWILSON'S 2016 GAME-BY-GAME

Opponent	Tkls.	TFL-Yds.	Sacks	PBU	FR	FF	Int.-Yds	QBH
vs. Southern Miss	7	0.5-0	0-0	0	0	0	0-0	0
at Florida	6	0-0	0-0	0	0	0	0-0	0
vs. New Mexico St.	4	0-0	0-0	0	0	0	0-0	0
vs. South Carolina	2	0-0	0-0	0	0	0	0-0	0
at Alabama	6	0-0	0-0	0	0	0	0-0	0
vs. Vanderbilt	3	0-0	0-0	0	0	0	0-0	0
vs. Miss. State	8	1.0-2	0-0	0	0	0	1-45	0
at Missouri	3	0-0	0-0	0	0	0	0-0	0
<b>Totals</b>	<b>39</b>	<b>0.5-0</b>	<b>0-0</b>	<b>0</b>	<b>0</b>	<b>0</b>	<b>1-45</b>	<b>0</b>

### McWILSON'S SINGLE-GAME HIGHS

**Tackles:** 10, 3x, last vs. Tennessee, Oct 31, 2015 (7-3)  
**Sacks:** 1.0, Tennessee, Oct 31, 2015 (1-0)  
**Tackles for loss:** 1.5, Tennessee, Oct 31, 2015 (1-0)  
**Fumbles forced:** 1, Tennessee, Oct 31, 2015  
**Fumbles recovered:** 1, Missouri, Nov 9, 2013  
**Pass breakups:** 1, 3x, last vs. Tennessee, Oct 31, 2015  
**Touchdowns:** 1, twice, last vs. Mississippi State, Oct 22, 2016  
**All-purpose yards:** 36, Louisiana-Monroe, Oct 11, 2014  
**Interceptions:** 1, 4x, last Mississippi State, Oct 22, 2016  
**Long interception return:** 45, Mississippi State, Oct 22, 2016  
**INT return for a TD:** 1, twice, last vs. Mississippi State, Oct 22, 2016



# 99

ADRIAN  
**MIDDLETON**

**DEFENSIVE TACKLE**

6-3 • 303 • Sophomore-1L  
Bowling Green, Ky. (South Warren)

### 2016 - Sophomore

- Started the last seven games
- Earned his first career starting spot at Florida and registered six tackles
- Totaled eight tackles in four games last season

### MIDDLETON'S CAREER STATISTICS

Year	Pos.	G-GS	Tackles	TFL-Yds.	Sacks-Yds.	FC	FR	PBU
2015	DT	4-0	8	0-0	0-0	0	0	0
2016	DT	8-7	19	2.0-9	0-0	0	0	0
<b>Totals</b>	<b>DT</b>	<b>12-6</b>	<b>27</b>	<b>2.0-9</b>	<b>0-0</b>	<b>0</b>	<b>0</b>	<b>0</b>

### MIDDLETON'S 2016 GAME-BY-GAME

Opponent	Tkls.	TFL-Yds.	Sacks-Yds.	FC	FR	PBU	QBH
vs. Southern Miss	2	0-0	0-0	0	0	0	0
at Florida	4	0-0	0-0	0	0	0	0
vs. New Mexico St.	2	0.5-1	0-0	0	0	0	0
vs. South Carolina	1	0-0	0-0	0	0	0	0
at Alabama	2	0-0	0-0	0	0	0	0
vs. Vanderbilt	1	0-0	0-0	0	0	0	0
vs. Mississippi State	3	0.5-6	0-0	0	0	0	0
at Missouri	4	1.0-2	0-0	0	0	0	0
<b>Totals</b>	<b>19</b>	<b>2.0-9</b>	<b>0-0</b>	<b>0</b>	<b>0</b>	<b>0</b>	<b>0</b>

### MIDDLETON'S SINGLE-GAME HIGHS

Tackles: 4, three times, last at Missouri, Oct 29, 2016 (4-0)  
Tackles for loss: 1.0 at Missouri, Oct 29, 2016  
Fumbles forced: -  
Pass breakups: -



# 94

COURTNEY  
**MIGGINS**

**DEFENSIVE TACKLE**

6-5 • 285 • Senior-1L  
Lithonia, Ga. (Miller Grove/  
Pearl River Community College)

### 2016 - Senior

- Started in all eight games
- Had a career-high tying five tackles vs. South Carolina along with a tackle for loss

- Also had five tackles vs. New Mexico State and a career-high two PBUs
- Totaled three tackles, including two tackles for loss, one forced fumble and one pass breakup vs. Southern Miss.

### Miggins' Career Statistics

Year	Pos.	G-GS	Tackles	TFL-Yds.	Sacks-Yds.	FC	FR	PD
2015	DT	11-0	12	0.5-1	0-0	0	0	0
2016	DT	8-8	21	3.0-5	0-0	1	0	4
<b>Totals</b>	<b>DT</b>	<b>19-8</b>	<b>33</b>	<b>3.5-6</b>	<b>0-0</b>	<b>1</b>	<b>0</b>	<b>4</b>

### MIGGINS' 2016 GAME-BY-GAME

Opponent	Tkls.	TFL-Yds.	Sacks-Yds.	FC	FR	PBU	QBH
vs. Southern Miss	3	2.0-3	0-0	1	0	1	0
at Florida	2	0-0	0-0	0	0	0	0
vs. New Mexico St.	5	0-0	0-0	0	0	2	0
vs. South Carolina	5	1.0-2	0-0	0	0	0	0
at Alabama	2	0-0	0-0	0	0	0	0
vs. Vanderbilt	2	0-0	0-0	0	0	1	0
vs. Mississippi State	2	0-0	0-0	0	0	0	0
at Missouri	0	0-0	0-0	0	0	0	0
<b>Totals</b>	<b>21</b>	<b>3.0-5</b>	<b>0-0</b>	<b>1</b>	<b>0</b>	<b>4</b>	<b>0</b>

### MIGGINS' SINGLE-GAME HIGHS

Tackles: 5, twice, last vs. South Carolina, Sept 24, 2016 (3-2)  
Tackles for loss: 2.0, Southern Miss, Sept 3, 2016 (2-0)  
Fumbles forced: 1, Southern Miss, Sept 3, 2016  
Pass breakups: 2, New Mexico State, Sept 17, 2016



# 77

NAQUEZ  
**PRINGLE**

**DEFENSIVE TACKLE**

6-3 • 320 • Junior-JC  
Georgetown, S.C.  
(Carvers Bay/Itawamba CC)

### 2016 - Junior

- Earned his first career start vs. Vanderbilt and charted a season-high tying five tackles
- Saw his first career action at Florida, ending the game with five tackles and a tackle for loss
- Recorded four tackles in the win over South Carolina
- Transferred to UK from Itawamba CC

### PRINGLE'S CAREER STATISTICS

Year	Pos.	G-GS	Tackles	TFL-Yds.	Sacks-Yds.	FC	FR	PBU
2016	DT	7-2	24	1.5-2	0-0	0	0	0
<b>Totals</b>	<b>DT</b>	<b>7-2</b>	<b>24</b>	<b>1.5-2</b>	<b>0-0</b>	<b>0</b>	<b>0</b>	<b>0</b>

### PRINGLE'S 2016 GAME-BY-GAME

Opponent	Tkls.	TFL-Yds.	Sacks-Yds.	FC	FR	PBU	QBH
vs. Southern Miss	DNP						

at Florida	5	1.0-1	0-0	0	0	0	0
vs. New Mexico St.	3	0-0	0-0	0	0	0	0
vs. South Carolina	4	0.5-1	0-0	0	0	0	0
at Alabama	3	0-0	0-0	0	0	0	0
vs. Vanderbilt	5	0-0	0-0	0	0	0	0
vs. Mississippi State	3	0-0	0-0	0	0	0	0
at Missouri	1	0-0	0-0	0	0	0	0
<b>Totals</b>	<b>24</b>	<b>1.5-2</b>	<b>0-0</b>	<b>0</b>	<b>0</b>	<b>0</b>	<b>0</b>

### PRINGLE'S SINGLE-GAME HIGHS

Tackles: 5, twice, last vs. Vanderbilt, Oct 8, 2016 (2-3)  
Tackles for loss: 1.0 at Florida, Sept 10, 2016  
Fumbles forced: -  
Pass breakups: -



# 5

KENDALL  
**RANDOLPH**

**CORNERBACK**

6-0 • 182 • Junior-2L  
Tallahassee, Fla. (Lincoln)

### 2016 - Junior

- Has 14 tackles on the season
- Registered a career-high five tackles vs. New Mexico State, including one TFL
- Played in nine games last season, collecting 11 tackles, including half a tackle for a loss

### RANDOLPH'S CAREER STATISTICS

Year	Pos.	G-GS	Tackles	Int.-Yds.	PBU	FR	FC
2014	CB	12-0	16	0-0	1	1	1
2015	CB	9-0	11	0-0	1	1	0
2016	CB	8-0	14	0-0	0	0	0
Totals		29-0	41	0-0	2	2	1

### RANDOLPH'S 2016 GAME-BY-GAME

Opponent	Tkls.	TFL-Yds.	Sacks	PBU	FR	FF	QBH
vs. Southern Miss	1	0-0	0-0	0	0	0	0
at Florida	2	0-0	0-0	0	0	0	0
vs. New Mexico St.	5	1.0-3	0-0	0	0	0	0
vs. South Carolina	1	0-0	0-0	0	0	0	0
at Alabama	0	0-0	0-0	0	0	0	0
vs. Vanderbilt	1	0-0	0-0	0	0	0	0
vs. Mississippi State	1	0-0	0-0	0	0	0	0
at Missouri	3	0-0	0-0	0	0	0	0
<b>Totals</b>	<b>14</b>	<b>1.0-3</b>	<b>0-0</b>	<b>0</b>	<b>0</b>	<b>0</b>	<b>0</b>

### RANDOLPH'S SINGLE-GAME HIGHS

Tackles: 5, New Mexico State, Sept 17, 2016 (1-4)  
Sacks: 1.0, Mississippi State, Oct 25, 2014 (1-0)  
Tackles for loss: 1.0, 3x, last vs. New Mexico State, Sept 17, 2016 (1-3)  
Fumbles forced: 1, UT Martin, Aug 30, 2014  
Fumbles recovered: 1, twice, last at Georgia, Nov 7, 2015  
Pass breakups: 1, twice, last at Vanderbilt, Nov 14, 2015



## 2016 PLAYER BIOS



# 80

TAVIN  
**RICHARDSON**

**WIDE RECEIVER**

6-3 • 216 • Freshman-RS  
Greer, S.C. (Byrnes)

### 2016 - r-Freshman

- Started at wide receiver in five of eight games
- Caught a crucial two-point conversion in the third quarter vs. Mississippi State
- Had two catches for 24 yards at Alabama
- Caught his first career pass in Kentucky's first scoring drive of the season vs. Southern Miss, hauling in a 41-yard reception in the first quarter

### RICHARDSON'S CAREER STATISTICS

Year	Pos.	G-GS	Rec.	Yds.	Avg.	TD	Long
2016	WR	8-5	7	137	19.6	0	41
<b>Totals</b>		<b>8-5</b>	<b>7</b>	<b>137</b>	<b>19.6</b>	<b>0</b>	<b>41</b>

### RICHARDSON'S 2016 GAME-BY-GAME

Opponent	Rec.	Yds.	TD	Long
vs. Southern Miss	2	74	0	41
at Florida	1	3	0	3
vs. New Mexico St.	0	0	0	0
vs. South Carolina	1	19	9	19
at Alabama	2	24	0	12
vs. Vanderbilt	0	0	0	0
vs. Mississippi State	1	17	0	17
at Missouri	0	0	0	0
<b>Totals</b>	<b>7</b>	<b>137</b>	<b>0</b>	<b>41</b>

### RICHARDSON'S SINGLE-GAME HIGHS

**Receptions:** 2, twice, last at Alabama, Oct 1, 2016  
**Receiving yards:** 74, Southern Miss, Sept 3, 2016 (2 receptions)  
**Long reception:** 41, Southern Miss, Sept 3, 2016  
**All-purpose yards:** 74, Southern Miss, Sept 3, 2016



# 19

KAYAUNE  
**ROSS**

**WIDE RECEIVER**

6-6 • 225 • Sophomore-JC  
West Chester, Ohio  
(Lakota West/Phoenix College)

### 2016 - Sophomore

- Has seen action in six games

- Made his first career catch with a nine-yard touchdown reception in the first quarter vs. Southern Miss.
- Will have three seasons of eligibility remaining for Kentucky

### ROSS' CAREER STATISTICS

Year	Pos.	G-GS	Rec.	Yds.	Avg.	TD	Long
2016	WR	6-0	2	10	5.0	1	9
<b>Totals</b>		<b>6-0</b>	<b>2</b>	<b>10</b>	<b>5.0</b>	<b>1</b>	<b>9</b>

### ROSS' 2016 GAME-BY-GAME

Opponent	Rec.	Yds.	TD	Long
vs. Southern Miss	1	9	1	9
at Florida	0	0	0	0
vs. New Mexico St.	0	0	0	0
vs. South Carolina	1	1	0	0
at Alabama	0	0	0	0
at Missouri	0	0	0	0
<b>Totals</b>	<b>2</b>	<b>10</b>	<b>1</b>	<b>9</b>

### ROSS' SINGLE-GAME HIGHS

**Receptions:** 1, twice, last vs. South Carolina, Sept 24, 2016  
**Receiving yards:** 9, Southern Miss, Sept 3, 2016 (1 reception)  
**Receiving TDs:** 1 [t-5th], Southern Miss, Sept 3, 2016  
**Long reception:** 9, Southern Miss, Sept 3, 2016  
**All-purpose yards:** 9, Southern Miss, Sept 3, 2016



# 26

BENJAMIN  
**SNELL JR.**

**RUNNING BACK**

5-11 • 220 • Freshman-HS  
Westerville, Ohio  
(Westerville Central)

### 2016 - Freshman

- Has rushed a team-high 118 times for 661 yards this season (second on the team behind Boom Williams)
- Averaging 5.6 yards per carry, which ranks ninth overall in the SEC and second among the SEC freshmen ... Also ranks fourth overall in the SEC and second in scoring (TDs) among the SEC freshmen, averaging 6.0 ppg
- Broke Randall Cobb (2008)'s record for most rushing TDs by a UK freshman with eight this season
- His 192 yards rushing yards at Missouri set a school record for most rushing yards by a freshman in a single game. The previous high was Derick Logan's 186 yards against Mississippi State on Nov. 9, 1996.
- The 192 rushing yards tie for the ninth most in a single game in school history and the most since Rafael Little rushed for 198 yards vs. Vanderbilt on Nov. 12, 2005
- Has three 100-yard games this season, the first UK freshman with three 100-yard games since Derick Logan in 1996

- Had a career-high 38 carries at Missouri, the most since Derick Logan had 41 attempts vs. Mississippi State in 1996
- Has rushed for 320 yards in the last two games, most for a Wildcat in a two-game span since Rafael Little had 322 vs. Auburn and Vanderbilt in 2005
- Led UK in rushing with 19 carries for 128 yards and one touchdown in the win over Mississippi State
- Rushed 20 times for 94 yards in the win over Vanderbilt ... On the last drive of the game, Snell had 44 yards on eight carries
- Rushed a game-high 16 times for 73 yards and the game-winning TD in the win over South Carolina
- Had an impressive game vs. New Mexico State, rushing 17 times for 136 yards and four rushing TDs
- Became the first Kentucky true freshman to rush for 100 yards since Boom Williams vs. UofL in 2014 when he had 126 yards
- His four touchdowns tied the school record for most rushing touchdowns in a single game, joining four previous Wildcats to reach that mark ... He is only the second freshman to do it, tying Don Phelps' four scores vs. Michigan State on Nov. 2, 1946
- The 136 rushing yards vs. NMSU are the most rushing yards by a true freshman at UK since Derek Homer vs. Tennessee on Nov. 22, 1997

### SNELL'S 2016 GAME-BY-GAME

Opponent	Att.	Yds.	TD	Long
vs. Southern Miss	0	0	0	0
at Florida	0	0	0	0
vs. New Mexico St.	17	136	4	18
vs. South Carolina	16	73	1	14
at Alabama	8	44	0	17
vs. Vanderbilt	20	94	0	12
vs. Mississippi State	19	129	1	34
at Missouri	38	192	2	32
<b>Totals</b>	<b>118</b>	<b>661</b>	<b>8</b>	<b>34</b>

### SNELL'S SINGLE-GAME HIGHS

**Rush attempts:** 38, at Missouri, Oct 29, 2016  
**Rush yards:** 192, at Missouri, Oct 29, 2016 (38 carries)  
**Rush TDs:** 4, vs New Mexico State, Sept 17, 2016  
**Long rush:** 34, vs Mississippi State, Oct 22, 2016  
**Receptions:** n/a  
**Receiving yards:** n/a  
**Long reception:** n/a  
**Total offense yards:** 192, at Missouri, Oct 29, 2016 (192 rush, 0 pass)  
**All-purpose yards:** 192, at Missouri, Oct 29, 2016 (192 rush, 0 pass)  
**Kick returns:** 1, twice, last vs. South Carolina, Sept 24, 2016  
**Kick return yards:** 32, South Carolina, Sept 24, 2016 (1 return)  
**Long kick return:** 32, South Carolina, Sept 24, 2016 (1 return)

**1****RYAN  
TIMMONS****WIDE RECEIVER****5-10 • 198 • Senior-3L**  
**Frankfort, Ky. (Franklin County)****2016 - Senior**

- Has played in 44 games with 18 starts
- Has 101 career receptions for 1,145 yards and five touchdowns
- Became the 26th player in school history to reach 1,000 career receiving yards vs. New Mexico St.
- Has compiled 1,145 career receiving yards, which ranks him 23rd all-time in program history
- Became the 14th player in Kentucky history to have 100 catches in his career at Missouri
- Had three catches for a season-high 77 yards in the the win over Mississippi State
- Won the state title in the 100-meter dash as a sophomore, junior and senior in high school and also won the 200-meters as a junior and senior

**TIMMONS' CAREER STATISTICS**


Year	G-GS	Rec.	Yds.	Avg.	TD	LG	Att.	Yds.	Avg.	TD	LG
2013	12-6	32	338	10.6	2	51	12	91	7.6	0	33
2014	12-9	45	536	11.9	2	56	5	-9	-1.8	0	0
2015	12-1	12	114	9.5	1	36	2	1	0.5	0	4
2016	8-2	12	157	13.1	0	32	0	0	0	0	0
<b>Totals</b>	<b>44-18</b>	<b>100</b>	<b>1145</b>	<b>11.3</b>	<b>5</b>	<b>56</b>	<b>19</b>	<b>83</b>	<b>4.4</b>	<b>0</b>	<b>33</b>

**TIMMONS' 2016 GAME-BY-GAME**

Opponent	Rec.	Yds.	TD	Long
vs. Southern Miss	0	0	0	0
at Florida	0	0	0	0
vs. New Mexico St.	4	42	0	17
vs. South Carolina	2	30	0	18
at Alabama	0	0	0	0
vs. Vanderbilt	1	7	0	7
vs. Mississippi State	3	77	0	32
at Missouri	2	1	0	4
<b>Totals</b>	<b>12</b>	<b>157</b>	<b>0</b>	<b>32</b>

**TIMMONS' SINGLE-GAME HIGHS**

**Rush attempts:** 4, Miami, Sept 7, 2013  
**Rush yards:** 37, Miami, Sept 7, 2013 (4 carries)  
**Long rush:** 33, vs WKU, Aug 31, 2013  
**Receptions:** 10, Ohio, Sept 6, 2014  
**Receiving yards:** 114, Mississippi State, Oct 25, 2014 (5 receptions)  
**Receiving TDs:** 1, 5 times, last at Vanderbilt, Nov 14, 2015  
**Long reception:** 56, UT Martin, Aug 30, 2014  
**All-purpose yards:** 114, Mississippi State, Oct 25, 2014  
**Punt returns:** 2, twice, last at Georgia, Nov 7, 2015  
**Punt return yards:** 19, Eastern Kentucky, Oct 3, 2015 (1 return)  
**Long punt return:** 19, Eastern Kentucky, Oct 3, 2015  
**Kick returns:** 2, Alabama State, Nov 2, 2013  
**Kick return yards:** 38, Alabama State, Nov 2, 2013 (2 returns)  
**Long kick return:** 35, Alabama State, Nov 2, 2013

**88****CHARLES  
WALKER****WIDE RECEIVER****5-11 • 203 • Junior-2L**  
**Louisville, Ky. (St. Xavier)****2016 - Junior**

- Has played in 32 career games with one start
- UK's punter returner
- Earned a scholarship during preseason camp
- Returned a 65-yard punt vs. New Mexico State for a touchdown in the fourth quarter, marking Kentucky's first punt return for a touchdown since Randall Cobb accomplished the feat on Sept. 11, 2010 against WKU
- The 65-yard return was the longest punt return for a touchdown since Randall Cobb had a 73-yard punt return for a touchdown against Louisiana-Monroe on Oct. 24, 2009
- Walker's success is even more impressive when one considers that he primarily played running back in high school

**WALKERS' CAREER STATISTICS**

Year	G-GS	Rec.	Yds.	Avg.	TD	LG	PR	Yds.	Avg.	TD	LG
2014	12-0	1	4	4.0	0	4	0	0	0	0	0
2015	12-1	5	61	12.2	0	20	3	22	7.3	0	11
2016	8-0	1	7	7.0	0	7	8	109	18.2	1	65
<b>Totals</b>	<b>32-1</b>	<b>7</b>	<b>72</b>	<b>10.3</b>	<b>0</b>	<b>20</b>	<b>11</b>	<b>128</b>	<b>11.6</b>	<b>1</b>	<b>65</b>

**WALKER'S 2016 GAME-BY-GAME**

Opponent	Rec.	Yds.	Avg.	TD	LG	PR	Yds.	Avg.	TD	LG
vs. Southern Miss	0	0	0	0	0	0	0	0	0	0
at Florida	0	0	0	0	0	0	0	0	0	0
vs. New Mexico St.	0	0	0	0	0	5	101	20.2	1	65
vs. South Carolina	0	0	0	0	0	1	8	8.0	0	8
at Alabama	0	0	0	0	0	0	0	0	0	0
vs. Vanderbilt	0	0	0	0	0	1	0	0	0	0
vs. Mississippi State	1	7	7.0	0	7	1	-3	-3	0	-3
at Missouri	0	0	0	0	0	1	4	4.0	0	4
<b>Totals</b>	<b>1</b>	<b>7</b>	<b>7.0</b>	<b>0</b>	<b>7</b>	<b>9</b>	<b>110</b>	<b>12.2</b>	<b>1</b>	<b>65</b>

**WALKER'S SINGLE-GAME HIGHS**

**Receptions:** 1, 7 times, last vs. Mississippi State, Oct 22, 2016  
**Receiving yards:** 20, Auburn, Oct 15, 2015 (1 reception)  
**Long reception:** 20, Auburn, Oct 15, 2015  
**All-purpose yards:** 20, twice, last vs. Auburn, Oct 15, 2015  
**Punt returns:** 5, New Mexico State, Sept 17, 2016  
**Punt return yards:** 101, New Mexico State, Sept 17, 2016  
**Long punt return:** 65, New Mexico State, Sept 17, 2016  
**Tackles:** 3, at Georgia, Nov 7, 2015 (2-1)

**8****KOBIE  
WALKER****LINEBACKER****6-3 • 215 • Sophomore-SQ**  
**Baltimore, Md.**  
**(Our Lady of Good Counsel)****2016 - Sophomore**

- Will miss the remainder of the season with injury
- Started his first career game and had 10 total tackles vs. Southern Miss, second-most on the team

**WALKER'S CAREER STATISTICS**

Year	Pos.	G-GS	Tackles	TFL-Yds.	Sacks-Yds.	FC	FR	PBU
2016	LB	3-2	10	0.5-1	0.0	0	0	0
<b>Totals</b>	<b>LB</b>	<b>3-2</b>	<b>10</b>	<b>0.5-1</b>	<b>0.0</b>	<b>0</b>	<b>0</b>	<b>0</b>

**WALKER'S 2016 GAME-BY-GAME**

Opponent	Tkls.	TFL-Yds.	Sacks-Yds.	FC	FR	Int.	QBH
vs. Southern Miss	10	0.5-1	0.0	0	0	0	0
at Florida	DNP						
vs. New Mexico St.	0	0.0	0.0	0	0	0	0
vs. South Carolina	0	0.0	0.0	0	0	0	0
<b>Totals</b>	<b>10</b>	<b>0.5-1</b>	<b>0.0</b>	<b>0</b>	<b>0</b>	<b>0</b>	<b>0</b>

**WALKER' SINGLE-GAME HIGHS**

**Tackles:** 10, Southern Miss, Sept 3, 2016 (2-8)  
**Tackles for loss:** .5, Southern Miss, Sept 3, 2016 (0-0)

**35****DENZIL  
WARE****DEFENSIVE END/LB****6-2 • 255 • Sophomore-1L**  
**Opp, Ala. (Senior)****2016 - Sophomore**

- Has started in 19 of 20 career games played
- For his career, has 73 tackles, 13.5 tackles for loss and 5.5 sacks in 20 games
- Has 34 tackles this season (seventh on the team) and four QB hurries (second on the team)
- Is second on the team with 4.5 total sacks and is the team leader with 8.0 tackles for loss
- Ranks tied for 10th in the SEC in sacks (4.5) and is tied for 11th in tackles for loss (8.0)
- Tallied a career-high tying seven tackles and one TFL in the win over Mississippi State



## 2016 PLAYER BIOS

- Had six tackles, including a career-high 2.5 tackles for loss and 1.5 sacks in UK's win over Vanderbilt
- Named SEC Co-Defensive Lineman of the Week after totaling a season-high five tackles, two sacks and two TFLs in the win over South Carolina
- The two sacks vs. USC are the most sacks by a UK player against an SEC opponent since Ridge Wilson against South Carolina in 2011
- With South Carolina in UK territory, threatening to tie the game late in the fourth quarter, Ware sacked the quarterback for a 19-yard loss on fourth down; it turned out to be USC's final offensive play of the game

### WARE'S CAREER STATISTICS

Year	Pos.	G-GS	Tackles	TFL-Yds.	Sacks-Yds.	FC	FR	QBH
2015	DE/LB	12-11	39	5.5-13	1.0-4	1	1	0
2016	DE/LB	8-8	34	8.0-51	4.5-42	0	0	4
<b>Totals</b>		<b>20-19</b>	<b>73</b>	<b>13.5-64</b>	<b>5.5-46</b>	<b>1</b>	<b>1</b>	<b>4</b>

### WARE'S 2016 GAME-BY-GAME

Opponent	Tkls.	TFL-Yds.	Sacks-Yds.	FC	FR	Int.	QBH
vs. Southern Miss	4	2.0-14	1.0-13	0	0	0	0
at Florida	4	0-0	0-0	0	0	0	2
vs. New Mexico St.	4	0.5-1	0-0	0	0	0	0
vs. South Carolina	5	2.0-21	2.0-21	0	0	0	0
at Alabama	3	0-0	0-0	0	0	0	1
vs. Vanderbilt	6	2.5-9	1.5-8	0	0	0	1
vs. Mississippi State	7	1.0-6	0-0	0	0	0	0
at Missouri	1	0-0	0-0	0	0	0	0
<b>Totals</b>	<b>34</b>	<b>8.0-51</b>	<b>4.5-42</b>	<b>0</b>	<b>0</b>	<b>0</b>	<b>4</b>

### WARE'S SINGLE-GAME HIGHS

**Tackles:** 7, twice, last vs. Mississippi State, Oct 22, 2016  
**Sacks:** 2.0, South Carolina, Sept 24, 2016  
**Tackles for loss:** 2.5, Vanderbilt, Oct 8, 2016  
**Fumbles forced:** 1, Florida, Sept 19, 2015  
**Fumbles recovered:** 1, Charlotte, Nov 21, 2015



# 21

CHRIS  
WESTRY

CORNERBACK

6-4 • 195 • Sophomore-1L  
Orange Park, Fla. (Oakleaf)

### 2016 - Sophomore

- Has started all 20 games of his career at Kentucky
- Racked up a career-high seven tackles in the win over Mississippi State
- Had a career-best two PBUs vs. NMSU
- Broke up a team-leading eight passes, finishing with 36 tackles, 1.5 tackles for a loss, one sack and two interceptions, adding a QB hurry last season

### WESTRY'S CAREER STATISTICS

Year	Pos.	G-GS	Tackles	Int.-Yds.	TFL	PD	FR	FC
2015	CB	12-12	36	2-3	1.0-8	10	0	0
2016	CB	8-8	29	0	0.5-1	2	0	0
<b>Totals</b>		<b>20-20</b>	<b>65</b>	<b>2-3</b>	<b>1.5-9</b>	<b>12</b>	<b>0</b>	<b>0</b>

### WESTRY'S 2016 GAME-BY-GAME

Opponent	Tackles	Sacks	TFL-Y	FC	PD	Int.
vs. Southern Miss	4	0-0	0-0	0	0	0
at Florida	3	0-0	0-0	0	0	0
vs. New Mexico St.	3	0-0	0-0	0	2	0
vs. South Carolina	3	0-0	0.5-1	0	0	0
at Alabama	2	0-0	0-0	0	0	0
vs. Vanderbilt	5	0-0	0-0	0	0	0
vs. Mississippi State	7	0-0	0-0	0	0	0
at Missouri	2	0-0	0-0	0	0	0
<b>Totals</b>	<b>29</b>	<b>0-0</b>	<b>0.5-1</b>	<b>0</b>	<b>2</b>	<b>0</b>

### WESTRY' SINGLE-GAME HIGHS

**Interceptions:** 1, twice, last at Mississippi State, Oct 24, 2015  
**Long interception return:** 3, at South Carolina, Sep 12, 2015  
**Tackles:** 7, vs. Mississippi State, Oct 22, 2016  
**Sacks:** 1.0, at South Carolina, Sept 12, 2015 (1-0)  
**Tackles for loss:** 1.0, at South Carolina, Sept 12, 2015 (1-0)  
**Pass breakups:** 2, New Mexico State, Sept 17, 2016



# 18

STANLEY "BOOM"  
WILLIAMS

RUNNING BACK

5-9 • 196 • Junior-2L  
Monroe, Ga.  
(George Walton Academy)

### 2016 - Junior

- Leads the team with 841 rushing yards in eight games
- Averaging a team-high 7.5 yards per carry which ranks seventh nationally
- Ranks third in the SEC and 25th nationally in average rushing yards per game with 102.6 per game
- Has 2,162 career rushing yards, just the eighth player in UK history to reach 2,000 rushing yards and only the third (Sonny Collins, Moe Williams) to do so before his senior season
- Reached 2,000 yards on the 288th carry of his career, least number of carries needed to reach 2,000 by a Wildcat
- Has three 100-yard games this season and 10 in his career which ties him with George Adams for fifth place in career 100-yard games
- Rushed a career-high tying 18 times for a career-high 182 yards at Missouri
- His 60-yard TD run at Missouri extended his school record of seven career rushing touchdowns of at least 50 yards ... It was the UK's longest rushing TD in an SEC road game since 2013

- Averaged 9.6 yards per carry at Missouri, the highest for a Wildcat (min. 19 attempts) since Alfred Rawls averaged 10.1 vs. LSU in 1989
- Recorded 181 rushing yards vs. New Mexico State, the eighth most by a UK player at CWS history and the most by a UK player in CWS since Artose Pinner had 224 vs. Vanderbilt on Nov. 16, 2002
- Became the fifth player in UK history to have at least three career games of at least 135 rushing yards at CWS ... The last UK player to accomplish this feat was Artose Pinner
- Set a new single-season UK record with a 7.1 yards per carry mark last season

### WILLIAMS' CAREER STATISTICS

Year	G-GS	Att.	Yds.	Avg.	TD	LG	Rec.	Yds.	Avg.	TD	LG
2014	10-1	74	486	6.6	5	58	17	162	9.5	1	32
2015	10-10	121	855	7.1	6	75	13	74	5.7	0	22
2016	8-8	109	821	7.5	3	63	6	39	6.5	1	15
<b>Totals</b>	<b>28-19</b>	<b>304</b>	<b>2,162</b>	<b>7.1</b>	<b>14</b>	<b>75</b>	<b>36</b>	<b>275</b>	<b>7.6</b>	<b>2</b>	<b>32</b>

### WILLIAMS' CAREER STATISTICS

Year	KOR	Yds.	Avg.	TD	Long
2014	19	511	26.9	0	75
2015	0	0	0.0	0	0
2016	0	0	0.0	0	0
<b>Totals</b>	<b>19</b>	<b>511</b>	<b>26.9</b>	<b>0</b>	<b>75</b>

### WILLIAMS' 2016 GAME-BY-GAME

Opponent	Att.	Yds.	TD	Rec.	Yds.	TD
vs. Southern Miss	13	94	0	2	16	0
at Florida	12	66	0	1	7	0
vs. New Mexico St.	18	181	1	0	0	0
vs. South Carolina	15	123	1	0	0	0
at Alabama	9	22	0	1	3	0
vs. Vanderbilt	9	59	0	1	0	0
vs. Mississippi State	14	99	0	0	0	0
at Missouri	19	182	1	1	13	1
<b>Totals</b>	<b>109</b>	<b>821</b>	<b>3</b>	<b>6</b>	<b>39</b>	<b>1</b>

### WILLIAMS' SINGLE-GAME HIGHS

**Rush attempts:** 18, 4x, last at Missouri, Oct 29, 2016  
**Rush yards:** 182, at Missouri, Oct 29, 2016 (18 carries)  
**Rush TDs:** 2, 3x, last vs. Charlotte, Nov 21, 2015  
**Long rush:** 75, UL Lafayette, Sept 5, 2015  
**Receptions:** 5, at Missouri, Nov 1, 2014  
**Receiving yards:** 58, at Missouri, Nov 1, 2014 (5 receptions)  
**Receiving TDs:** 1, twice, last at Missouri, Oct 29, 2016  
**Long reception:** 32, at Missouri, Nov 1, 2014  
**Total offense yards:** 195, at Missouri, Oct 29, 2016 (182 rush, 13 rcv)  
**All-purpose yards:** 195, at Missouri, Oct 29, 2016  
**Kick returns:** 6, at Tennessee, Nov 15, 2014  
**Kick return yards:** 136, at Tennessee, Nov 15, 2014 (6 returns)  
**Long kick return:** 75, Louisiana-Monroe, Oct 11, 2014



# SCORING DRIVE ANALYSIS

## GAME-BY-GAME SCORING DRIVES

Game	Plays/Yards	Time (Poss.)	Qtr./Clock	Res.	Scoring Play
USM	2/75	0:40	1/6:09	TD	Badet 72 yd pass from Barker
USM	2/58	0:33	1/4:03	TD	Johnson 43 yd pass from Barker
USM	7/65	2:04	1/0:25	TD	Ross 9 yd pass from Barker
USM	2/49	0:24	2/6:55	TD	Johnson 53 yd pass from Barker
USM	5/64	1:42	2/0:56	TD	Kemp 7 yd rush
UF	9/65	4:45	4/4:27	TD	Kemp 2 yd rush
NMSU	1/63	0:13	1/11:10	TD	Williams 63 yd rush
NMSU	2/77	0:33	1/8:21	TD	Conrad 72 yd pass from S. Johnson
NMSU	6/39	3:18	2/12:08	TD	Conrad 9 yd pass from S. Johnson
NMSU	3/75	1:16	2/8:17	TD	Snell 5 yd rush
NMSU	9/88	3:34	2/0:58	TD	Snell 1 yd rush
NMSU	8/71	2:46	3/10:10	TD	Conrad 17 yd pass from S. Johnson
NMSU	7/62	2:29	3/6:46	TD	Snell 2 yd rush
NMSU	11/75	6:01	4/13:07	TD	Snell 4 yd rush
SC	12/60	5:58	2/14:15	FG	MacGinnis 30 yd field goal
SC	5/75	2:15	3/12:45	TD	Williams 43 yd rush
SC	11/65	4:58	4/10:21	TD	Snell 1 yd rush
BAMA	8/36	2:57	1/8:52	FG	MacGinnis 45 yd field goal
BAMA	16/63	9:42	4/5:09	FG	MacGinnis 30 yd field goal
VU	9/75	3:01	1/11:59	TD	Kemp 4 yd rush
VU	13/47	5:16	2/13:33	TD	Johnson 3 yd rush
VU	15/52	6:23	2/0:30	FG	MacGinnis 46 yd FG
VU	13/56	6:20	4/1:38	FG	MacGinnis 28 yd FG
MSU	8/30	4:14	2/10:36	FG	MacGinnis 46 yd FG
MSU	9/61	1:40	2/0:20	FG	MacGinnis 32 yd FG
MSU	3/75	1:08	3/13:52	TD	Badet 44 yd pass from S. Johnson
MSU	6/57	3:02	3/6:26	TD	Snell 34 yd rush
MSU	4/75	2:02	3/2:53	TD	Badet 40 yd pass from S. Johnson
MSU	0/0	0:00	4/14:51	TD	McWilson 45 yd INT return
MSU	6/61	2:41	4/6:52	FG	MacGinnis 32 yd FG
MSU	7/46	1:02	4/0:00	FG	MacGinnis 51 yd FG
MIZ	4/80	1:07	1/8:41	TD	Williams 60 yd rush
MIZ	5/80	2:00	2/12:53	TD	Badet 60 yd pass from S. Johnson
MIZ	8/73	3:07	2/8:40	TD	Snell 1 yd TD rush
MIZ	12/80	6:21	3/5:17	TD	Williams 13 yd pass from S. Johnson
MIZ	7/80	3:41	4/14:54	TD	Snell 18 yd rush

## GAME OPENING DRIVES

	UK		OPPONENT	
Game	Res/Pts	Yds.	Res/Pts.	Yds.
Southern Miss	Punt/0	2	TD/7	49
Florida	Punt/0	-1	MFG/0	47
New Mexico St.	INT/0	2	TD/7	46
South Carolina	Fumble/0	12	Punt/0	2
Alabama	FG/3	36	Downs/0	35
Vanderbilt	TD/7	75	Punt/0	23
Miss. State	MFG/0	57	Punt/0	1
Missouri	MFG/0	46	Punt/0	21
Georgia				
Tennessee				
Austin Peay				
Louisville				
Totals/gm	10/1.2	229/28.6	14/1.7	224/28.0

## 2ND HALF OPENING DRIVES

	UK		OPPONENT	
Game	Res/Pts	Yds.	Res/Pts.	Yds.
Southern Miss	Fumble/0	24	TD/7	84
Florida	INT/0	0	TD/7	45
New Mexico St.	TD/7	71	Punt/0	7
South Carolina	TD/7	75	Punt/0	10
Alabama	Punt/0	10	TD/7	78
Vanderbilt	Fumble/0	8	Punt/0	17
Miss. State	TD/7	75	FG/3	56
Missouri	TD/7	80	MFG/0	69
Georgia				
Tennessee				
Austin Peay				
Louisville				
Totals/gm	28/3.5	343/42.8	24/3.0	366/45.7

## GAME-BY-GAME TD DRIVES

Yds.	TD	Drive	Poss. Time	TDs	Plays	TDs
1-9	12	-	00:00-00:59	6	1	1
10-19	3	-	01:00-01:59	3	2	4
20-29	-	-	02:00-02:59	5	3	2
30-39	1	1	03:00-03:59	7	4	2
40-49	4	2	04:00-04:59	2	5	2
50-59	1	2	05:00-05:59	1	6	2
60-69	3	6	06:00-06:59	2	7	4
70-79	2	10	07:00-07:59	-	8	2
80-89	-	5	08:00-08:59	-	9	3
90-99	-	-	09:00-09:59	-	10	-
Total	26	26	10:00-10:59	-	11	2
			11:00-11:59	-	12	1
			12:00-12:59	-	13	1
			13:00-13:59	-	14	-
			14:00-14:59	-	15	-
			15:00 - +	-	16	-

## DRIVE ANALYSIS

Game	Total Drive	TD	FG	MFG	P	TO	4DN
USM	15	5	0	0	5	3	0-1
Florida	12	1	0	1	5	4	0-0
NMSU	15	8	0	0	3	3	0-0
USC	12	2	1	0	5	2	1-1
Alabama	10	0	2	0	6	2	1-1
Vanderbilt	12	2	2	0	5	2	3-3
Miss. State	13	3	4	1	3	2	1-1
Missouri	14	5	0	1	5	2	1-2
Georgia							
Tennessee							
Austin Peay							
Louisville							
Totals	103	26	9	3	37	20	7-9



## MISCELLANEOUS STATS

### TURNOVERS

Opponent	Forced by UK					Forced by Opponent			
	Fum	Int	Tot	Margin	Pts off	Fum	Int	Tot	Pts Off
Southern Miss	0	3	3	0	14	2	1	3	10
Florida	0	1	1	-3	0	1	3	4	28
New Mexico St.	0	2	2	-1	7	1	2	3	14
South Carolina	0	0	0	-2	0	1	1	2	0
Alabama	1	0	1	-1	0	2	0	2	10
Vanderbilt	1	0	1	-1	7	1	1	2	7
Miss. State	0	1	1	-1	7	2	0	2	14
Missouri	0	0	0	-2	0	1	1	2	0
Georgia									
Tennessee									
Austin Peay									
Louisville									
TOTALS	2	7	9	-11	35	11	9	20	83

### KENTUCKY BIG PLAYS

Opponent	Rushing					Passing				Special Teams	
	15+	20+	30+	40+	50+	20+	30+	40+	50+	Block	Return for TD
Southern Miss	2	1	1	0	0	6	6	4	3	0	0
Florida	1	1	0	0	0	2	1	1	0	0	0
New Mexico St.	7	3	1	1	1	3	2	2	2	0	1
South Carolina	1	1	1	1	0	1	0	0	0	0	0
Alabama	2	0	0	0	0	0	0	0	0	0	0
Vanderbilt	3	1	1	0	0	0	0	0	0	0	0
Miss. State	6	5	2	0	0	6	3	2	0	0	0
Missouri	7	5	2	1	1	3	3	1	1	0	0
Georgia											
Tennessee											
Austin Peay											
Louisville											
TOTALS	29	17	8	3	2	21	15	10	6	0	1

### OPPONENT BIG PLAYS

Opponent	Rushing					Passing				Special Teams	
	15+	20+	30+	40+	50+	20+	30+	40+	50+	Block	Return for TD
Southern Miss	0	0	0	0	0	3	3	1	1	1	0
Florida	3	1	1	0	0	4	1	1	1	0	0
New Mexico St.	1	0	0	0	0	5	3	1	1	0	0
South Carolina	0	0	0	0	0	2	1	0	0	0	0
Alabama	1	1	0	0	0	4	2	2	0	0	0
Vanderbilt	2	0	0	0	0	1	1	0	0	0	0
Miss. State	5	2	2	1	0	1	0	0	0	0	0
Missouri	3	2	0	0	0	2	1	1	1	0	0
Georgia											
Tennessee											
Austin Peay											
Louisville											
TOTALS	15	6	3	1	0	22	12	6	4	1	0

### DRIVE CHART STATISTICS

Opponent	No.	Avg. Plays	Avg. Yds.	Avg. Time	For TD	Avg. Plays	Avg. Yds.	Avg. Time
Southern Miss	15	3.3	27.2	1:17.8	5	3.6	62.2	1:04.6
Florida	12	4.0	12.4	1:52.8	1	9.0	65.0	4:45
New Mexico St.	15	5.0	46.1	2:16.8	8	5.8	68.7	2:31.2
South Carolina	12	5.7	29.2	2:40.0	2	8.0	70.0	3:36.5
Alabama	10	5.8	16.1	3:01.3	0	0.0	0.0	0:00.0
Vanderbilt	12	6.3	25.5	1:43.6	2	11.0	61.0	4:08.5
Miss. State	13	5.9	42.6	2:31.7	3	4.3	69.0	2:04.0
Missouri	14	5.9	41.5	2:49.7	5	7.2	78.6	3:15.2
Georgia								
Tennessee								
Austin Peay								
Louisville								



## EXPLOSIVE PLAYS

### RUNS 10+

Badet, 25 yards  
(1 rush for 25 yards, 25.0 avg.)  
Barker, 14 yards  
(1 rush for 14 yards, 14.0 avg.)  
S. Johnson, 10 yards  
S. Johnson, 11 yards  
S. Johnson, 10 yards  
S. Johnson, 16 yards  
S. Johnson, 20 yards  
(5 rush for 67 yards, 13.4 avg.)  
Kemp, 16 yards  
Kemp, 16 yards  
Kemp, 15 yards  
Kemp, 10 yards  
(4 rush for 57 yards, 14.2 avg.)  
Snell, 18 yards  
Snell, 17 yards  
Snell, 14 yards  
Snell, 14 yards  
Snell, 15 yards  
Snell, 18 yards  
Snell, 14 yards  
Snell, 12 yards  
Snell, 17 yards  
Snell, 12 yards  
Snell, 12 yards  
Snell, 12 yards  
Snell, 27 yards  
Snell, 34 yards\*  
Snell, 10 yards  
Snell, 23 yards  
Snell, 32 yards  
Snell, 19 yards  
Snell, 18 yards\*  
(19 rush for 338 yards, 17.7 avg., 2 TD)  
Williams, 16 yards  
Williams, 36 yards  
Williams, 25 yards  
Williams, 10 yards  
Williams, 63 yards\*  
Williams, 16 yards  
Williams, 11 yards  
Williams, 13 yards  
Williams, 23 yards  
Williams, 20 yards  
Williams, 13 yards  
Williams, 11 yards  
Williams, 43 yards\*  
Williams, 11 yards  
Williams, 14 yards  
Williams, 10 yards  
Williams, 31 yards  
Williams, 35 yards  
Williams, 23 yards  
Williams, 12 yards  
Williams, 60 yards\*  
Williams, 20 yards

Williams, 28 yards  
(23 rush for 544 yards, 23.6 avg., 3 TD)  
**Total: 53 runs for 1,045 yards, 19.7 avg.**

### RECEIVING 20+

Baker, 31 yards  
(1 rec. for 31 yards, 31.0 avg., 0 TD)  
Badet, 72 yards\*  
Badet, 45 yards  
Badet, 54 yards  
Badet, 28 yards  
Badet, 44 yards\*  
Badet, 40 yards\*  
Badet, 31 yards  
Badet, 65 yards\*  
(8 rec. for 379 yards, 47.3 avg., 4 TD)  
Conrad, 72 yards\*  
Conrad, 26 yards  
(2 rec. for 98 yards, 49.0 avg., 1 TD)  
Johnson, 43 yards\*  
Johnson, 53 yards\*  
Johnson, 32 yards  
Johnson, 21 yards  
(4 rec. for 149 yards, 37.5 avg., 2 TD)  
Richardson, 41 yards  
Richardson, 33 yards  
(2 rec. for 74 yards, 37.0 avg.)  
Timmons, 21 yards  
Timmons, 32 yards  
Timmons, 24 yards  
(3 rec. for 77 yards, 25.6 avg.)  
**Total: 20 catches for 808 yards, 40.4 avg.**

### KICK RETURNS 30+

Kemp, 32 yards  
(1 return for 32 yards, 32.0 avg.)  
Badet, 31 yards  
Badet, 39 yards  
(2 returns for 70 yards, 35.0 avg.)  
**Total: 3 returns for 102 yards, 34.0 avg.**

### PUNT RETURNS 20+

Walker, 65 yards\*  
Walker, 23 yards  
(2 returns, 88 yards, 44.0 avg., 1 TD)  
**Total: 2 returns for 88 yards, 44.0 avg.**

### DEFENSIVE RETURNS 20+

McClain, 20 yards  
McWilson, 45 yards\*  
**Total: 2 returns for 65 yards, 32.5 avg.**

---

**Total: 80 plays for 2108 yards, 26.3 avg.**

\* denotes a touchdown scoring play

### OPPONENT BIG PLAYS

**Total:**  
Run (10+) 43 for 663 yds  
Receiving (20+) 25 for 832 yds  
Kick Returns (30+) 1 for 65 yds  
Punt Returns (20+) 1 for 63 yds  
Defensive Returns (20+) 3 for 158 yds  
**TOTAL: 73 for 1781 yards (24.3 avg.)**

### UK LONG PLAYS (20+) BY THE NUMBERS

20+ Plays By Yards	No.	TD
100+	0	0
90-99	0	0
80-89	0	0
70-79	2	2
60-69	4	4
50-59	2	1
40-49	7	5
30-39	12	0
20-29	17	0
TOTAL	44	12

20+ Plays By Type	No.	TD
Rushing	18	3
Passing	20	7
Punt returns	2	1
Kick returns	2	0
Interceptions	2	1
Fumble returns	0	0
Other	0	0
TOTAL	44	12



# 2016 Kentucky Football

## Kentucky Combined Team Statistics (as of Oct 29, 2016)

### All games



Date	Opponent	Score	Att.
Sep 03, 2016	SOUTHERN MISS	L 35-44	57230
* Sep 10, 2016	at Florida	L 7-45	85821
Sep 17, 2016	NEW MEXICO STATE	W 62-42	49669
* Sep 24, 2016	SOUTH CAROLINA	W 17-10	51702
* Oct 01, 2016	at #1 Alabama	L 6-34	101821
* Oct 08, 2016	VANDERBILT	W 20-13	55030
* Oct 22, 2016	MISSISSIPPI STATE	W 40-38	50414
* Oct 29, 2016	at Missouri	W 35-21	50234

Record:	Overall	Home	Away	Neutral
All games	5-3	4-1	1-2	0-0
Conference	4-2	3-0	1-2	0-0
Non-Conference	1-1	1-1	0-0	0-0

Team Statistics	UK	OPP
FIRST DOWNS	157	179
Rushing	92	87
Passing	56	83
Penalty	9	9
RUSHING YARDAGE	1756	1572
Rushing Attempts	351	343
Average Per Rush	5.0	4.6
Average Per Game	219.5	196.5
TDs Rushing	15	14
PASSING YARDAGE	1449	1798
Comp-Att-Int	103-185-8	143-246-7
Average Per Pass	7.8	7.3
Average Per Catch	14.1	12.6
Average Per Game	181.1	224.8
TDs Passing	11	14
TOTAL OFFENSE	3205	3370
Average Per Play	6.0	5.7
Average Per Game	400.6	421.2
KICK RETURNS: #-Yards	23-561	26-514
PUNT RETURNS: #-Yards	9-110	14-88
INT RETURNS: #-Yards	7-75	8-35
FUMBLES-LOST	17-12	8-2
PENALTIES-Yards	35-319	50-373
PUNTS-AVG	37-39.1	41-42.3
TIME OF POSSESSION/Game	30:32	29:28
3RD-DOWN Conversions	42/109	53/118
4TH-DOWN Conversions	7/9	3/8

Interceptions	no.	yds	avg	td	lg
J.D. Harmon	2	0	0.0	0	0
Derrick Baity	2	10	5.0	0	10
Blake McClain	2	20	10.0	0	20
Marcus McWilson	1	45	45.0	1	45

Punting	no.	yds	avg	lg	tb	fc	i20	50+	blk
Grant McKinniss	36	1424	39.6	61	2	8	6	3	1
TM	1	24	24.0	24	0	0	0	0	0

Punt Returns	no.	yds	avg	td	lg
Charles Walker	9	110	12.2	1	65
Total	9	110	12.2	1	65
Opponents	14	88	6.3	0	63

Kick Returns	no.	yds	avg	td	lg
Jeff Badet	10	246	24.6	0	39
Benny Snell	4	102	25.5	0	32
Sihem King	4	95	23.8	0	27
Jojo Kemp	3	75	25.0	0	32
J.D. Harmon	2	43	21.5	0	27
Total	23	561	24.4	0	39
Opponents	26	514	19.8	0	65

Rushing	gp-gs	att	gain	loss	net	avg	td	lg	avg/g
S. Williams	8-7	109	841	20	821	7.5	3	63	102.6
Benny Snell	8-0	118	678	17	661	5.6	8	34	82.6
Jojo Kemp	6-1	41	155	10	145	3.5	3	16	24.2
Stephen Johnson	7-5	58	227	109	118	2.0	1	16	16.9
Jeff Badet	8-8	1	25	0	25	25.0	0	25	3.1
Mikel Horton	3-0	3	12	0	12	4.0	0	5	4.0
Total	8	351	1969	213	1756	5.0	15	63	219.5
Opponents	8	343	1737	165	1572	4.6	14	45	196.5

Passing	gp-gs	effic	comp-att-int	pct	yds	td	lg	avg/g
Stephen Johnson	7-5	133.46	83-146-3	56.8	1128	7	72	161.1
Drew Barker	3-3	136.82	18-36-5	50.0	334	4	72	111.3
Benny Snell	8-0	74.80	1-1-0	100.0	-3	0	0	-0.4
TM	6-0	0.00	0-1-0	0.0	0	0	0	0.0
Tristan Yeomans	8-0	16.00	1-1-0	100.0	-10	0	0	-1.2
Total	8	132.44	103-185-8	55.7	1449	11	72	181.1
Opponents	8	132.61	143-246-7	58.1	1798	14	78	224.8

Receiving	gp-gs	no.	yds	avg	td	lg	avg/g
Garrett Johnson	8-8	25	306	12.2	2	53	38.2
Jeff Badet	8-8	20	496	24.8	4	72	62.0
C.J. Conrad	8-6	13	195	15.0	3	72	24.4
Ryan Timmons	8-2	12	157	13.1	0	32	19.6
T. Richardson	8-5	7	137	19.6	0	41	17.1
S. Williams	8-7	6	39	6.5	1	15	4.9
Greg Hart	8-0	5	31	6.2	0	11	3.9
Dorian Baker	5-3	4	48	12.0	0	31	9.6
Sihem King	8-0	3	14	4.7	0	11	1.8
Blake Bone	6-0	2	14	7.0	0	9	2.3
Kayaune Ross	6-0	2	10	5.0	1	9	1.7
Jojo Kemp	6-1	2	5	2.5	0	4	0.8
Charles Walker	8-0	1	7	7.0	0	7	0.9
A. MacGinnis	8-1	1	-10	-10.0	0	0	-1.2
Total	8	103	1449	14.1	11	72	181.1
Opponents	8	143	1798	12.6	14	78	224.8

Field Goals	fg	pct.	01-19	20-29	30-39	40-49	50-99	lg	blk
A. MacGinnis	9-12	75.0	0-0	1-2	4-5	3-4	1-1	51	0

Scoring	td	fg	kick	rush	rcv	pass	dxp	saf	pts
A. MacGinnis	-	9-12	25-26	-	-	-	-	-	52
Benny Snell	8	-	-	-	-	-	-	-	48
S. Williams	4	-	-	-	-	-	-	-	24
Jeff Badet	4	-	-	-	-	-	-	-	24
C.J. Conrad	3	-	-	-	-	-	-	-	18
Jojo Kemp	3	-	-	-	-	-	-	-	18
Garrett Johnson	2	-	-	-	-	0-1	-	-	12
Kayaune Ross	1	-	-	-	-	-	-	-	6
Charles Walker	1	-	-	-	-	-	-	-	6
Marcus McWilson	1	-	-	-	-	-	-	-	6
Stephen Johnson	1	-	-	-	-	1-1	-	-	6
T. Richardson	-	-	-	-	1	-	-	-	2
Total	28	9-12	25-26	-	1	1-2	-	-	222
Opponents	31	10-15	31-31	-	-	-	-	-	247

Score by Quarters	1st	2nd	3rd	4th	OT	Total
Kentucky	52	68	49	53	0	222
Opponents	48	76	76	47	0	247

##	Defensive Leaders	gp-gs	Tackles				Sacks no-yds	Pass defense			Fumbles		blkd	
			ua	a	tot	tfl/yds		int-yds	brup	qbh	rcv-yds	ff	kick	saf
34	Jordan Jones	8-8	51	20	71	7.5-28	2.0-17	.	3	8	.	.	.	.
27	Mike Edwards	8-8	35	25	60	4.0-8	.	.	8	.	.	.	.	.
51	Courtney Love	8-8	22	23	45	1.0-5	1.0-5	.	1	1	.	.	.	.
1M	Marcus McWilson	8-1	15	24	39	1.5-2	.	1-45	.	.	.	.	.	.
24	Blake McClain	8-7	24	13	37	0.5-1	.	2-20	2	.	.	.	.	.
41	Josh Allen	8-6	21	15	36	5.5-27	5.5-26	.	.	2	.	2	.	.
35	Daniel Ware	8-0	17	17	34	0.0-1	4.5-19	.	.	4	.	.	.	.



2016 Kentucky Football  
Kentucky Game Results (as of Oct 29, 2016)  
All games



Date	Opponent	Score	Overall	Conference	Time	Attend
Sep 03, 2016	SOUTHERN MISS	L 35-44	0-1	0-0	3:47	57230
* Sep 10, 2016	at Florida	L 7-45	0-2	0-1	3:23	85821
Sep 17, 2016	NEW MEXICO STATE	W 62-42	1-2	0-1	3:33	49669
* Sep 24, 2016	SOUTH CAROLINA	W 17-10	2-2	1-1	3:15	51702
* Oct 01, 2016	at #1 Alabama	L 6-34	2-3	1-2	3:09	101821
* Oct 08, 2016	VANDERBILT	W 20-13	3-3	2-2	3:30	55030
* Oct 22, 2016	MISSISSIPPI STATE	W 40-38	4-3	3-2	3:39	50414
* Oct 29, 2016	at Missouri	W 35-21	5-3	4-2	3:30	50234



2016 Kentucky Football  
Kentucky Overall Team Statistics (as of Oct 29, 2016)  
All games



Team Statistics	UK	OPP
SCORING	222	247
Points Per Game	27.8	30.9
Points Off Turnovers	35	83
FIRST DOWNS	157	179
Rushing	92	87
Passing	56	83
Penalty	9	9
RUSHING YARDAGE	1756	1572
Yards gained rushing	1969	1737
Yards lost rushing	213	165
Rushing Attempts	351	343
Average Per Rush	5.0	4.6
Average Per Game	219.5	196.5
TDs Rushing	15	14
PASSING YARDAGE	1449	1798
Comp-Att-Int	103-185-8	143-246-7
Average Per Pass	7.8	7.3
Average Per Catch	14.1	12.6
Average Per Game	181.1	224.8
TDs Passing	11	14
TOTAL OFFENSE	3205	3370
Total Plays	536	589
Average Per Play	6.0	5.7
Average Per Game	400.6	421.2
KICK RETURNS: #-Yards	23-561	26-514
PUNT RETURNS: #-Yards	9-110	14-88
INT RETURNS: #-Yards	7-75	8-35
KICK RETURN AVERAGE	24.4	19.8
PUNT RETURN AVERAGE	12.2	6.3
INT RETURN AVERAGE	10.7	4.4
FUMBLES-LOST	17-12	8-2
PENALTIES-Yards	35-319	50-373
Average Per Game	39.9	46.6
PUNTS-Yards	37-1448	41-1735
Average Per Punt	39.1	42.3
Net punt average	35.7	35.7
KICKOFFS-Yards	44-2745	48-2992
Average Per Kick	62.4	62.3
Net kick average	40.5	39.2
TIME OF POSSESSION/Game	30:32	29:28
3RD-DOWN Conversions	42/109	53/118
3rd-Down Pct	39%	45%
4TH-DOWN Conversions	7/9	3/8
4th-Down Pct	78%	38%
SACKS BY-Yards	15-100	19-128
MISC YARDS	0	0
TOUCHDOWNS SCORED	28	31
FIELD GOALS-ATTEMPTS	9-12	10-15
ON-SIDE KICKS	0-0	0-1
RED-ZONE SCORES	(20-24) 83%	(24-29) 83%
RED-ZONE TOUCHDOWNS	(15-24) 63%	(18-29) 62%
PAT-ATTEMPTS	(25-26) 96%	(31-31) 100%
ATTENDANCE	264045	237876
Games/Avg Per Game	5/52809	3/79292
Neutral Site Games		0/0

Score by Quarters	1st	2nd	3rd	4th	OT	Total
Kentucky	52	68	49	53	0	222
Opponents	48	76	76	47	0	247



2016 Kentucky Football  
Kentucky Overall Individual Statistics (as of Oct 29, 2016)  
All games



Rushing	gp-gs	att	gain	loss	net	avg	td	lg	avg/g
S. Williams	8-7	109	841	20	821	7.5	3	63	102.6
Benny Snell	8-0	118	678	17	661	5.6	8	34	82.6
Jojo Kemp	6-1	41	155	10	145	3.5	3	16	24.2
Stephen Johnson	7-5	58	227	109	118	2.0	1	16	16.9
Jeff Badet	8-8	1	25	0	25	25.0	0	25	3.1
Mikel Horton	3-0	3	12	0	12	4.0	0	5	4.0
Sihem King	8-0	2	0	1	-1	-0.5	0	0	-0.1
TM	6-0	5	0	2	-2	-0.4	0	0	-0.3
Drew Barker	3-3	14	31	54	-23	-1.6	0	14	-7.7
Total	8	351	1969	213	1756	5.0	15	63	219.5
Opponents	8	343	1737	165	1572	4.6	14	45	196.5

Passing	gp-gs	effic	comp-att-int	pct	yds	td	lg	avg/g
Stephen Johnson	7-5	133.46	83-146-3	56.8	1128	7	72	161.1
Drew Barker	3-3	136.82	18-36-5	50.0	334	4	72	111.3
Benny Snell	8-0	74.80	1-1-0	100.0	-3	0	0	-0.4
TM	6-0	0.00	0-1-0	0.0	0	0	0	0.0
Tristan Yeomans	8-0	16.00	1-1-0	100.0	-10	0	0	-1.2
Total	8	132.44	103-185-8	55.7	1449	11	72	181.1
Opponents	8	132.61	143-246-7	58.1	1798	14	78	224.8

Receiving	gp-gs	no.	yds	avg	td	lg	avg/g
Garrett Johnson	8-8	25	306	12.2	2	53	38.2
Jeff Badet	8-8	20	496	24.8	4	72	62.0
C.J. Conrad	8-6	13	195	15.0	3	72	24.4
Ryan Timmons	8-2	12	157	13.1	0	32	19.6
T. Richardson	8-5	7	137	19.6	0	41	17.1
S. Williams	8-7	6	39	6.5	1	15	4.9
Greg Hart	8-0	5	31	6.2	0	11	3.9
Dorian Baker	5-3	4	48	12.0	0	31	9.6
Sihem King	8-0	3	14	4.7	0	11	1.8
Blake Bone	6-0	2	14	7.0	0	9	2.3
Kayaune Ross	6-0	2	10	5.0	1	9	1.7
Jojo Kemp	6-1	2	5	2.5	0	4	0.8
Charles Walker	8-0	1	7	7.0	0	7	0.9
A. MacGinnis	8-1	1	-10	-10.0	0	0	-1.2
Total	8	103	1449	14.1	11	72	181.1
Opponents	8	143	1798	12.6	14	78	224.8

Punt Returns	no.	yds	avg	td	lg
Charles Walker	9	110	12.2	1	65
Total	9	110	12.2	1	65
Opponents	14	88	6.3	0	63

Interceptions	no.	yds	avg	td	lg
J.D. Harmon	2	0	0.0	0	0
Derrick Baity	2	10	5.0	0	10
Blake McClain	2	20	10.0	0	20
Marcus McWilson	1	45	45.0	1	45
Total	7	75	10.7	1	45
Opponents	8	35	4.4	0	13

Kick Returns	no.	yds	avg	td	lg
Jeff Badet	10	246	24.6	0	39
Benny Snell	4	102	25.5	0	32
Sihem King	4	95	23.8	0	27
Jojo Kemp	3	75	25.0	0	32
J.D. Harmon	2	43	21.5	0	27
Total	23	561	24.4	0	39
Opponents	26	514	19.8	0	65

Fumble Returns	no.	yds	avg	td	lg
Total	0	0	0.0	0	0
Opponents	5	177	35.4	3	81



2016 Kentucky Football  
Kentucky Overall Individual Statistics (as of Oct 29, 2016)  
All games



Scoring	td	fg	PAT				dxp	saf	pts
			kick	rush	rcv	pass			
A. MacGinnis	-	9-12	25-26	-	-	-	-	-	52
Benny Snell	8	-	-	-	-	-	-	-	48
S. Williams	4	-	-	-	-	-	-	-	24
Jeff Badet	4	-	-	-	-	-	-	-	24
Jojo Kemp	3	-	-	-	-	-	-	-	18
C.J. Conrad	3	-	-	-	-	-	-	-	18
Garrett Johnson	2	-	-	-	-	0-1	-	-	12
Kayaune Ross	1	-	-	-	-	-	-	-	6
Stephen Johnson	1	-	-	-	-	1-1	-	-	6
Marcus McWilson	1	-	-	-	-	-	-	-	6
Charles Walker	1	-	-	-	-	-	-	-	6
T. Richardson	-	-	-	-	1	-	-	-	2
Total	28	9-12	25-26	-	1	1-2	-	-	222
Opponents	31	10-15	31-31	-	-	-	-	-	247

Total Offense	g	plays	rush	pass	total	avg/g
Stephen Johnson	7	204	118	1128	1246	178.0
S. Williams	8	109	821	0	821	102.6
Benny Snell	8	119	661	-3	658	82.2
Drew Barker	3	50	-23	334	311	103.7
Jojo Kemp	6	41	145	0	145	24.2
Jeff Badet	8	1	25	0	25	3.1
Mikel Horton	3	3	12	0	12	4.0
Sihiem King	8	2	-1	0	-1	-0.1
TM	6	6	-2	0	-2	-0.3
Tristan Yeomans	8	1	0	-10	-10	-1.2
Total	8	536	1756	1449	3205	400.6
Opponents	8	589	1572	1798	3370	421.2

Field Goals	fg	pct.	01-19	20-29	30-39	40-49	50-99	lg	blk
A. MacGinnis	9-12	75.0	0-0	1-2	4-5	3-4	1-1	51	0

FG Sequence	Kentucky	Opponents
Southern Miss	-	(31),(49),(25)
Florida	34	42,(54),48
New Mexico State	-	-
South Carolina	(30)	(35)
Alabama	(45),(30)	(44),35,(24)
Vanderbilt	(46),(28)	(48),49,(26)
Mississippi State	28,(46),(32),(32),(51)	(36)
Missouri	47	24

Punting	no.	yds	avg	lg	tb	fc	i20	50+	blk
Grant McKinniss	36	1424	39.6	61	2	8	6	3	1
TM	1	24	24.0	24	0	0	0	0	0
Total	37	1448	39.1	61	2	8	6	3	1
Opponents	41	1735	42.3	60	8	15	9	6	0

Kickoffs	no.	yds	avg	tb	ob	retn	net	ydln
A. MacGinnis	44	2745	62.4	18	0			
Total	44	2745	62.4	18	0	19.8	40.5	24
Opponents	48	2992	62.3	22	3	24.4	39.2	25

Numbers in (parentheses) indicate field goal was made.



2016 Kentucky Football  
Kentucky Overall Individual Statistics (as of Oct 29, 2016)  
All games



All Purpose	g	rush	rcv	pr	kr	ir	total	avg/g
S. Williams	8	821	39	0	0	0	860	107.5
Jeff Badet	8	25	496	0	246	0	767	95.9
Benny Snell	8	661	0	0	102	0	763	95.4
Garrett Johnson	8	0	306	0	0	0	306	38.2
Jojo Kemp	6	145	5	0	75	0	225	37.5
C.J. Conrad	8	0	195	0	0	0	195	24.4
Ryan Timmons	8	0	157	0	0	0	157	19.6
T. Richardson	8	0	137	0	0	0	137	17.1
Stephen Johnso	7	118	0	0	0	0	118	16.9
Charles Walker	8	0	7	110	0	0	117	14.6
Sihiem King	8	-1	14	0	95	0	108	13.5
Dorian Baker	5	0	48	0	0	0	48	9.6
Marcus McWilso	8	0	0	0	0	45	45	5.6
J.D. Harmon	8	0	0	0	43	0	43	5.4
Greg Hart	8	0	31	0	0	0	31	3.9
Blake McClain	8	0	0	0	0	20	20	2.5
Blake Bone	6	0	14	0	0	0	14	2.3
Mikel Horton	3	12	0	0	0	0	12	4.0
Kayaune Ross	6	0	10	0	0	0	10	1.7
Derrick Baity	8	0	0	0	0	10	10	1.2
TM	6	-2	0	0	0	0	-2	-0.3
A. MacGinnis	8	0	-10	0	0	0	-10	-1.2
Drew Barker	3	-23	0	0	0	0	-23	-7.7
Total	8	1756	1449	110	561	75	3951	493.9
Opponents	8	1572	1798	88	514	35	4007	500.9



**2016 Kentucky Football**  
**Kentucky Overall Defensive Statistics (as of Oct. 29, 2016)**  
**All Games**



DEFENSIVE LEADERS GP-GS			Tackles				Sacks No-Yards	Pass Defense			Fumbles		Blkd	
			Solo	Ast	Total	TFL/Yds		Int-Yds	BrUp	QBH	Rcv-Yds	FF	Kick	Saf
34	Jordan Jones	8-8	51	20	71	7.5-28	2.0-17	.	3	8	.	.	.	.
27	Mike Edwards	8-8	35	25	60	4.0-8	.	.	8	.	.	.	.	.
51	Courtney Love	8-8	22	23	45	1.0-5	1.0-5	.	1	1	.	.	.	.
15	Marcus McWilson	8-1	15	24	39	1.5-2	.	1-45	.	.	.	.	.	.
24	Blake McClain	8-7	24	13	37	0.5-1	.	2-20	2	.	.	.	.	.
41	Josh Allen	8-6	21	15	36	5.5-27	5.5-26	.	.	2	.	2	.	.
35	Denzil Ware	8-8	17	17	34	8.0-51	4.5-42	.	.	4	.	.	.	.
29	Derrick Baity	8-8	27	3	30	1.0-2	.	2-10	4	1	.	.	.	.
21	Chris Westry	8-8	22	7	29	0.5-1	.	.	2	.	.	.	.	.
11	J.D. Harmon	8-0	17	10	27	.	.	2-0	1	1	.	.	.	.
77	Naquez Pringle	7-2	11	13	24	1.5-2	0.5-1	.	.	.	.	.	.	.
94	C. Miggins	8-8	11	10	21	3.0-5	.	.	4	.	.	1	.	.
99	A. Middleton	8-6	12	7	19	2.0-9	.	.	.	.	.	.	.	.
92	Alvonte Bell	7-2	11	8	19	0.5-1	0.5-1	.	1	1	.	.	.	.
32	Eli Brown	8-0	11	5	16	.	.	.	.	.	1-0	.	.	.
44	De'Niro Laster	5-0	7	7	14	2.0-9	1.0-8	.	.	.	1-0	.	.	.
5	K. Randolph	8-0	9	5	14	1.0-3	.	.	.	.	.	.	.	.
8	Kobie Walker	3-2	2	8	10	0.5-1	.	.	.	.	.	.	.	.
90	T.J. Carter	6-0	2	4	6	.	.	.	.	.	.	.	.	.
98	Tymere Dubose	6-0	4	1	5	.	.	.	.	.	.	.	.	.
56	Kash Daniel	8-0	3	2	5	.	.	.	.	.	.	.	.	.
16	Marcus Walker	4-0	2	2	4	.	.	.	.	.	.	.	.	.
69	Matt Elam	7-6	1	3	4	.	.	.	.	.	.	.	.	.
22	Sihem King	8-0	1	2	3	.	.	.	.	.	.	.	.	.
40	Nico Frios	8-0	1	2	3	.	.	.	.	.	.	.	.	.
84	Charles Moushey	3-0	1	1	2	.	.	.	.	.	.	.	.	.
20	Kengera Daniel	4-0	2	.	2	.	.	.	.	.	.	.	.	.
42	Tristan Yeomans	8-0	.	2	2	.	.	.	.	.	.	.	.	.
68	Nick Haynes	8-8	1	1	2	.	.	.	.	.	.	.	.	.
9	Garrett Johnson	8-8	1	.	1	.	.	.	.	.	.	.	.	.
87	C.J. Conrad	8-6	1	.	1	.	.	.	.	.	.	.	.	.
13	Jeff Badet	8-8	1	.	1	.	.	.	.	.	.	.	.	.
18	S. Williams	8-7	.	1	1	.	.	.	.	.	.	.	.	.
80	T. Richardson	8-5	.	1	1	.	.	.	.	.	.	.	.	.
88	Charles Walker	8-0	1	.	1	.	.	.	.	.	.	.	.	.
3	Jordan Griffin	4-0	1	.	1	.	.	.	.	.	.	.	.	.
26	Benny Snell	8-0	.	1	1	.	.	.	.	.	.	.	.	.
45	J. Bannerman	1-0	.	1	1	.	.	.	.	.	.	.	.	.
60	Calvin Taylor	3-0	1	.	1	.	.	.	.	.	.	.	.	.
47	Jordan Bonner	6-0	1	.	1	.	.	.	.	.	.	.	.	.
69	Ramsey Meyers	7-2	1	.	1	.	.	.	.	.	.	.	.	.
Total.....		8-0	351	244	595	40-155	15-100	7-75	26	18	2-0	3	.	.
Opponents.....		8-0	333	220	553	51.0-202	19-128	8-35	17	15	12-177	14	1	.



# 2016 Kentucky Football

## Kentucky Combined Team Statistics (as of Oct 29, 2016)

### Conference games



Date	Opponent	Score	Att.
* Sep 10, 2016	at Florida	L 7-45	85821
* Sep 24, 2016	SOUTH CAROLINA	W 17-10	51702
* Oct 01, 2016	at #1 Alabama	L 6-34	101821
* Oct 08, 2016	VANDERBILT	W 20-13	55030
* Oct 22, 2016	MISSISSIPPI STATE	W 40-38	50414
* Oct 29, 2016	at Missouri	W 35-21	50234

Record:	Overall	Home	Away	Neutral
All games	4-2	3-0	1-2	0-0
Conference	4-2	3-0	1-2	0-0
Non-Conference	0-0	0-0	0-0	0-0

Team Statistics	UK	OPP
FIRST DOWNS	115	121
Rushing	71	57
Passing	36	61
Penalty	8	3
RUSHING YARDAGE	1279	1087
Rushing Attempts	275	230
Average Per Rush	4.7	4.7
Average Per Game	213.2	181.2
TDs Rushing	9	8
PASSING YARDAGE	825	1263
Comp-Att-Int	69-136-6	108-184-2
Average Per Pass	6.1	6.9
Average Per Catch	12.0	11.7
Average Per Game	137.5	210.5
TDs Passing	4	9
TOTAL OFFENSE	2104	2350
Average Per Play	5.1	5.7
Average Per Game	350.7	391.7
KICK RETURNS: #-Yards	12-307	16-349
PUNT RETURNS: #-Yards	4-9	14-88
INT RETURNS: #-Yards	2-55	6-25
FUMBLES-LOST	12-8	6-2
PENALTIES-Yards	18-157	38-290
PUNTS-AVG	29-39.7	30-42.1
TIME OF POSSESSION/Game	31:47	28:13
3RD-DOWN Conversions	34/90	37/86
4TH-DOWN Conversions	7/8	2/6

Interceptions	no.	yds	avg	td	lg
Marcus McWilson	1	45	45.0	1	45
Derrick Baity	1	10	10.0	0	10

Punting	no.	yds	avg	lg	tb	fc	i20	50+	blk
Grant McKinniss	29	1152	39.7	61	1	5	4	3	0

Punt Returns	no.	yds	avg	td	lg
Charles Walker	4	9	2.2	0	8
Total	4	9	2.2	0	8
Opponents	14	88	6.3	0	63

Kick Returns	no.	yds	avg	td	lg
Jeff Badet	8	202	25.2	0	39
Benny Snell	3	80	26.7	0	32
Sihlem King	1	25	25.0	0	25
Total	12	307	25.6	0	39
Opponents	16	349	21.8	0	65

Rushing	gp-gs	att	gain	loss	net	avg	td	lg	avg/g
S. Williams	6-6	78	558	12	546	7.0	2	60	91.0
Benny Snell	6-0	101	541	16	525	5.2	4	34	87.5
Jojo Kemp	5-0	36	143	5	138	3.8	2	16	27.6
Stephen Johnson	6-5	48	176	109	67	1.4	1	16	11.2
Jeff Badet	6-6	1	25	0	25	25.0	0	25	4.2
Total	6	275	1445	166	1279	4.7	9	60	213.2
Opponents	6	230	1201	114	1087	4.7	8	45	181.2

Passing	gp-gs	effic	comp-att-int	pct	yds	td	lg	avg/g
Stephen Johnson	6-5	114.45	66-124-3	53.2	818	4	65	136.3
Drew Barker	1-1	-31.60	2-10-3	20.0	10	0	7	10.0
TM	4-0	0.00	0-1-0	0.0	0	0	0	0.0
Benny Snell	6-0	74.80	1-1-0	100.0	-3	0	0	-0.5
Total	6	102.57	69-136-6	50.7	825	4	65	137.5
Opponents	6	130.32	108-184-2	58.7	1263	9	78	210.5

Receiving	gp-gs	no.	yds	avg	td	lg	avg/g
Garrett Johnson	6-6	16	132	8.2	0	16	22.0
Jeff Badet	6-6	15	335	22.3	3	65	55.8
Ryan Timmons	6-1	8	115	14.4	0	32	19.2
C.J. Conrad	6-5	7	57	8.1	0	26	9.5
T. Richardson	6-4	5	63	12.6	0	19	10.5
Dorian Baker	4-2	4	48	12.0	0	31	12.0
S. Williams	6-6	4	23	5.8	1	13	3.8
Greg Hart	6-0	3	15	5.0	0	8	2.5
Blake Bone	5-0	2	14	7.0	0	9	2.8
Sihlem King	6-0	2	14	7.0	0	11	2.3
Charles Walker	6-0	1	7	7.0	0	7	1.2
Kayaune Ross	4-0	1	1	1.0	0	2	0.2
Jojo Kemp	5-0	1	1	1.0	0	1	0.2
Total	6	69	825	12.0	4	65	137.5
Opponents	6	108	1263	11.7	9	78	210.5

Field Goals	fg	pct.	01-19	20-29	30-39	40-49	50-99	lg	blk
A. MacGinnis	9-12	75.0	0-0	1-2	4-5	3-4	1-1	51	0

Scoring	td	fg	PAT	kick	rush	rcv	pass	dxp	saf	pts
A. MacGinnis	-	9-12	12-12	-	-	-	-	-	-	39
Benny Snell	4	-	-	-	-	-	-	-	-	24
Jeff Badet	3	-	-	-	-	-	-	-	-	18
S. Williams	3	-	-	-	-	-	-	-	-	18
Jojo Kemp	2	-	-	-	-	-	-	-	-	12
Marcus McWilson	1	-	-	-	-	-	-	-	-	6
Stephen Johnson	1	-	-	-	-	1-1	-	-	-	6
T. Richardson	-	-	-	-	1	-	-	-	-	2
Total	14	9-12	12-12	-	1	1-2	-	-	-	125
Opponents	20	7-12	20-20	-	-	-	-	-	-	161

Score by Quarters	1st	2nd	3rd	4th	OT	Total
Kentucky	17	33	35	40	0	125
Opponents	20	52	48	41	0	161

##	Defensive Leaders	gp-gs	ua	a	tot	tfl/yds	Sacks	Pass defense	qbh	Fumbles	blkd
34	Jordan Jones	6-6	32	13	45	5.5-15	1.0-7	int-yds	brup	rcv-yds	ff
27	Mike Edwards	6-6	25	14	39	2.0-2					
51	Courtney Love	6-6	14	19	33	1.0-5					
1M	Marcus McWilson	6-1	12	16	28	1.0-2		1-45			
24	Blake McClain	6-5	21	6	27	0.5-1			1		
35	Denzil Ware	6-6	15	11	26	5.5-36	3.5-29				
41	Josh Allen	6-6	15	10	25	3.5-15	3.5-14				
29	Derrick Baity	6-6	21	3	24	1.0-2		1-10	4	1	
Total		6	255	152	407	27-101	11-65	2-55	15	14	1
Opponents		6	261	152	413	38-149	15-99	6-25	14	11	



2016 Kentucky Football  
Kentucky Game Results (as of Oct 29, 2016)  
Conference games



Date	Opponent		Score	Overall	Conference	Time	Attend
* Sep 10, 2016	at Florida	L	7-45	0-1	0-1	3:23	85821
* Sep 24, 2016	SOUTH CAROLINA	W	17-10	1-1	1-1	3:15	51702
* Oct 01, 2016	at #1 Alabama	L	6-34	1-2	1-2	3:09	101821
* Oct 08, 2016	VANDERBILT	W	20-13	2-2	2-2	3:30	55030
* Oct 22, 2016	MISSISSIPPI STATE	W	40-38	3-2	3-2	3:39	50414
* Oct 29, 2016	at Missouri	W	35-21	4-2	4-2	3:30	50234



2016 Kentucky Football  
Kentucky Overall Team Statistics (as of Oct 29, 2016)  
Conference games



Team Statistics	UK	OPP
SCORING	125	161
Points Per Game	20.8	26.8
Points Off Turnovers	14	59
FIRST DOWNS	115	121
Rushing	71	57
Passing	36	61
Penalty	8	3
RUSHING YARDAGE	1279	1087
Yards gained rushing	1445	1201
Yards lost rushing	166	114
Rushing Attempts	275	230
Average Per Rush	4.7	4.7
Average Per Game	213.2	181.2
TDs Rushing	9	8
PASSING YARDAGE	825	1263
Comp-Att-Int	69-136-6	108-184-2
Average Per Pass	6.1	6.9
Average Per Catch	12.0	11.7
Average Per Game	137.5	210.5
TDs Passing	4	9
TOTAL OFFENSE	2104	2350
Total Plays	411	414
Average Per Play	5.1	5.7
Average Per Game	350.7	391.7
KICK RETURNS: #-Yards	12-307	16-349
PUNT RETURNS: #-Yards	4-9	14-88
INT RETURNS: #-Yards	2-55	6-25
KICK RETURN AVERAGE	25.6	21.8
PUNT RETURN AVERAGE	2.2	6.3
INT RETURN AVERAGE	27.5	4.2
FUMBLES-LOST	12-8	6-2
PENALTIES-Yards	18-157	38-290
Average Per Game	26.2	48.3
PUNTS-Yards	29-1152	30-1262
Average Per Punt	39.7	42.1
Net punt average	36.0	36.4
KICKOFFS-Yards	28-1731	33-2080
Average Per Kick	61.8	63.0
Net kick average	38.6	40.1
TIME OF POSSESSION/Game	31:47	28:13
3RD-DOWN Conversions	34/90	37/86
3rd-Down Pct	38%	43%
4TH-DOWN Conversions	7/8	2/6
4th-Down Pct	88%	33%
SACKS BY-Yards	11-65	15-99
MISC YARDS	0	0
TOUCHDOWNS SCORED	14	20
FIELD GOALS-ATTEMPTS	9-12	7-12
ON-SIDE KICKS	0-0	0-0
RED-ZONE SCORES	(12-15) 80%	(14-18) 78%
RED-ZONE TOUCHDOWNS	(7-15) 47%	(10-18) 56%
PAT-ATTEMPTS	(12-12) 100%	(20-20) 100%
ATTENDANCE	157146	237876
Games/Avg Per Game	3/52382	3/79292
Neutral Site Games		0/0

Score by Quarters	1st	2nd	3rd	4th	OT	Total
Kentucky	17	33	35	40	0	125
Opponents	20	52	48	41	0	161



2016 Kentucky Football  
Kentucky Overall Individual Statistics (as of Oct 29, 2016)  
Conference games



Rushing	gp-gs	att	gain	loss	net	avg	td	lg	avg/g
S. Williams	6-6	78	558	12	546	7.0	2	60	91.0
Benny Snell	6-0	101	541	16	525	5.2	4	34	87.5
Jojo Kemp	5-0	36	143	5	138	3.8	2	16	27.6
Stephen Johnson	6-5	48	176	109	67	1.4	1	16	11.2
Jeff Badet	6-6	1	25	0	25	25.0	0	25	4.2
Sihiem King	6-0	2	0	1	-1	-0.5	0	0	-0.2
TM	4-0	3	0	2	-2	-0.7	0	0	-0.5
Drew Barker	1-1	6	2	21	-19	-3.2	0	2	-19.0
Total	6	275	1445	166	1279	4.7	9	60	213.2
Opponents	6	230	1201	114	1087	4.7	8	45	181.2

Passing	gp-gs	effic	comp-att-int	pct	yds	td	lg	avg/g
Stephen Johnson	6-5	114.45	66-124-3	53.2	818	4	65	136.3
Drew Barker	1-1	-31.60	2-10-3	20.0	10	0	7	10.0
TM	4-0	0.00	0-1-0	0.0	0	0	0	0.0
Benny Snell	6-0	74.80	1-1-0	100.0	-3	0	0	-0.5
Total	6	102.57	69-136-6	50.7	825	4	65	137.5
Opponents	6	130.32	108-184-2	58.7	1263	9	78	210.5

Receiving	gp-gs	no.	yds	avg	td	lg	avg/g
Garrett Johnson	6-6	16	132	8.2	0	16	22.0
Jeff Badet	6-6	15	335	22.3	3	65	55.8
Ryan Timmons	6-1	8	115	14.4	0	32	19.2
C.J. Conrad	6-5	7	57	8.1	0	26	9.5
T. Richardson	6-4	5	63	12.6	0	19	10.5
Dorian Baker	4-2	4	48	12.0	0	31	12.0
S. Williams	6-6	4	23	5.8	1	13	3.8
Greg Hart	6-0	3	15	5.0	0	8	2.5
Blake Bone	5-0	2	14	7.0	0	9	2.8
Sihiem King	6-0	2	14	7.0	0	11	2.3
Charles Walker	6-0	1	7	7.0	0	7	1.2
Kayaune Ross	4-0	1	1	1.0	0	2	0.2
Jojo Kemp	5-0	1	1	1.0	0	1	0.2
Total	6	69	825	12.0	4	65	137.5
Opponents	6	108	1263	11.7	9	78	210.5

Punt Returns	no.	yds	avg	td	lg
Charles Walker	4	9	2.2	0	8
Total	4	9	2.2	0	8
Opponents	14	88	6.3	0	63

Interceptions	no.	yds	avg	td	lg
Marcus McWilson	1	45	45.0	1	45
Derrick Baity	1	10	10.0	0	10
Total	2	55	27.5	1	45
Opponents	6	25	4.2	0	13

Kick Returns	no.	yds	avg	td	lg
Jeff Badet	8	202	25.2	0	39
Benny Snell	3	80	26.7	0	32
Sihiem King	1	25	25.0	0	25
Total	12	307	25.6	0	39
Opponents	16	349	21.8	0	65

Fumble Returns	no.	yds	avg	td	lg
Total	0	0	0.0	0	0
Opponents	4	170	42.5	3	81



2016 Kentucky Football  
Kentucky Overall Individual Statistics (as of Oct 29, 2016)  
Conference games



Scoring	td	fg	PAT				dxp	saf	pts
			kick	rush	rcv	pass			
A. MacGinnis	-	9-12	12-12	-	-	-	-	-	39
Benny Snell	4	-	-	-	-	-	-	-	24
Jeff Badet	3	-	-	-	-	-	-	-	18
S. Williams	3	-	-	-	-	-	-	-	18
Jojo Kemp	2	-	-	-	-	-	-	-	12
Stephen Johnson	1	-	-	-	-	1-1	-	-	6
Marcus McWilson	1	-	-	-	-	-	-	-	6
T. Richardson	-	-	-	-	1	-	-	-	2
Garrett Johnson	-	-	-	-	-	0-1	-	-	0
Total	14	9-12	12-12	-	1	1-2	-	-	125
Opponents	20	7-12	20-20	-	-	-	-	-	161

Total Offense	g	plays	rush	pass	total	avg/g
Stephen Johnson	6	172	67	818	885	147.5
S. Williams	6	78	546	0	546	91.0
Benny Snell	6	102	525	-3	522	87.0
Jojo Kemp	5	36	138	0	138	27.6
Jeff Badet	6	1	25	0	25	4.2
Sihiem King	6	2	-1	0	-1	-0.2
TM	4	4	-2	0	-2	-0.5
Drew Barker	1	16	-19	10	-9	-9.0
Total	6	411	1279	825	2104	350.7
Opponents	6	414	1087	1263	2350	391.7

Field Goals	fg	pct.	01-19	20-29	30-39	40-49	50-99	lg	blk
A. MacGinnis	9-12	75.0	0-0	1-2	4-5	3-4	1-1	51	0

FG Sequence	Kentucky	Opponents
Florida	34	42,(54),48
South Carolina	(30)	(35)
Alabama	(45),(30)	(44),35,(24)
Vanderbilt	(46),(28)	(48),49,(26)
Mississippi State	28,(46),(32),(32),(51)	(36)
Missouri	47	24

Punting	no.	yds	avg	lg	tb	fc	i20	50+	blk
Grant McKinniss	29	1152	39.7	61	1	5	4	3	0
Total	29	1152	39.7	61	1	5	4	3	0
Opponents	30	1262	42.1	60	8	12	8	5	0

Kickoffs	no.	yds	avg	tb	ob	retn	net	ydln
A. MacGinnis	28	1731	61.8	12	0			
Total	28	1731	61.8	12	0	21.8	38.6	26
Opponents	33	2080	63.0	18	3	25.6	40.1	24

Numbers in (parentheses) indicate field goal was made.



2016 Kentucky Football  
Kentucky Overall Individual Statistics (as of Oct 29, 2016)  
Conference games



All Purpose	g	rush	rcv	pr	kr	ir	total	avg/g
Benny Snell	6	525	0	0	80	0	605	100.8
S. Williams	6	546	23	0	0	0	569	94.8
Jeff Badet	6	25	335	0	202	0	562	93.7
Jojo Kemp	5	138	1	0	0	0	139	27.8
Garrett Johnson	6	0	132	0	0	0	132	22.0
Ryan Timmons	6	0	115	0	0	0	115	19.2
Stephen Johnso	6	67	0	0	0	0	67	11.2
T. Richardson	6	0	63	0	0	0	63	10.5
C.J. Conrad	6	0	57	0	0	0	57	9.5
Dorian Baker	4	0	48	0	0	0	48	12.0
Marcus McWilso	6	0	0	0	0	45	45	7.5
Sihiem King	6	-1	14	0	25	0	38	6.3
Charles Walker	6	0	7	9	0	0	16	2.7
Greg Hart	6	0	15	0	0	0	15	2.5
Blake Bone	5	0	14	0	0	0	14	2.8
Derrick Baity	6	0	0	0	0	10	10	1.7
Kayaune Ross	4	0	1	0	0	0	1	0.2
TM	4	-2	0	0	0	0	-2	-0.5
Drew Barker	1	-19	0	0	0	0	-19	-19.0
Total	6	1279	825	9	307	55	2475	412.5
Opponents	6	1087	1263	88	349	25	2812	468.7



**2016 Kentucky Football**  
**Kentucky Overall Defensive Statistics (as of Oct. 29, 2016)**  
**Conference Games**



DEFENSIVE LEADERS GP-GS			Tackles				Sacks No-Yards	Pass Defense			Fumbles		Blkd	
			Solo	Ast	Total	TFL/Yds		Int-Yds	BrUp	QBH	Rcv-Yds	FF	Kick	Saf
34	Jordan Jones	6-6	32	13	45	5.5-15	1.0-7	.	3	6	.	.	.	.
27	Mike Edwards	6-6	25	14	39	2.0-2	.	.	4	.	.	.	.	.
51	Courtney Love	6-6	14	19	33	1.0-5	1.0-5	.	1	.	.	.	.	.
15	Marcus McWilson	6-1	12	16	28	1.0-2	.	1-45	.	.	.	.	.	.
24	Blake McClain	6-5	21	6	27	0.5-1	.	.	1	.	.	.	.	.
35	Denzil Ware	6-6	15	11	26	5.5-36	3.5-29	.	.	4	.	.	.	.
41	Josh Allen	6-6	15	10	25	3.5-15	3.5-14	.	.	2	.	1	.	.
29	Derrick Baity	6-6	21	3	24	1.0-2	.	1-10	4	1	.	.	.	.
21	Chris Westry	6-6	16	6	22	0.5-1	.	.	.	.	.	.	.	.
77	Naquez Pringle	6-2	10	11	21	1.5-2	0.5-1	.	.	.	.	.	.	.
11	J.D. Harmon	6-0	11	5	16	.	.	.	.	1	.	.	.	.
99	A. Middleton	6-6	11	4	15	1.5-8	.	.	.	.	.	.	.	.
94	C. Miggins	6-6	6	7	13	1.0-2	.	.	1	.	.	.	.	.
32	Eli Brown	6-0	9	4	13	.	.	.	.	.	1-0	.	.	.
44	De'Niro Laster	3-0	7	5	12	2.0-9	1.0-8	.	.	.	1-0	.	.	.
5	K. Randolph	6-0	7	1	8	.	.	.	.	.	.	.	.	.
92	Alvonte Bell	5-0	4	4	8	0.5-1	0.5-1	.	1	.	.	.	.	.
56	Kash Daniel	6-0	3	1	4	.	.	.	.	.	.	.	.	.
90	T.J. Carter	5-0	.	4	4	.	.	.	.	.	.	.	.	.
16	Marcus Walker	3-0	2	2	4	.	.	.	.	.	.	.	.	.
40	Nico Farios	6-0	1	2	3	.	.	.	.	.	.	.	.	.
20	Kengera Daniel	4-0	2	.	2	.	.	.	.	.	.	.	.	.
42	Tristan Yeomans	6-0	.	2	2	.	.	.	.	.	.	.	.	.
84	Charles Moushey	3-0	1	1	2	.	.	.	.	.	.	.	.	.
22	Sihem King	6-0	1	1	2	.	.	.	.	.	.	.	.	.
98	Tymere Dubose	5-0	2	.	2	.	.	.	.	.	.	.	.	.
69	Ramsey Meyers	6-2	1	.	1	.	.	.	.	.	.	.	.	.
88	Charles Walker	6-0	1	.	1	.	.	.	.	.	.	.	.	.
9	Garrett Johnson	6-6	1	.	1	.	.	.	.	.	.	.	.	.
47	Jordan Bonner	5-0	1	.	1	.	.	.	.	.	.	.	.	.
60	Calvin Taylor	2-0	1	.	1	.	.	.	.	.	.	.	.	.
13	Jeff Badet	6-6	1	.	1	.	.	.	.	.	.	.	.	.
68	Nick Haynes	6-6	1	.	1	.	.	.	.	.	.	.	.	.
Total.....			255	152	407	27-101	11-65	2-55	15	14	2-0	1	.	.
Opponents.....			261	152	413	38.0-149	15-99	6-25	14	11	8-170	10	.	.



# 2016 Kentucky Football

## Kentucky Team Game-by-Game (as of Oct 29, 2016)

### All games



#### TEAM STATISTICS

Date	Opponent	Rushing				Receiving				Passing				Kick Returns				Punt Returns				tot off
		no.	yds	td	lg	no.	yds	td	lg	cmp-att-int	yds	td	lg	no.	yds	td	lg	no.	yds	td	lg	
Sep 03	SOUTHERN MISS	25	96	1	36	16	313	4	72	16-25-1	313	4	72	8	188	0	32	0	0	0	0	409
Sep 10	at Florida	34	94	1	25	3	55	0	45	3-14-3	55	0	45	2	48	0	25	0	0	0	0	149
Sep 17	NEW MEXICO STATE	51	381	5	63	18	311	3	72	18-24-1	311	3	72	3	66	0	28	5	101	1	65	692
Sep 24	SOUTH CAROLINA	50	216	2	43	11	135	0	28	11-19-1	135	0	28	1	32	0	32	1	8	0	8	351
Oct 01	at Alabama	36	72	0	17	13	89	0	16	13-22-0	89	0	16	3	79	0	31	0	0	0	0	161
Oct 08	VANDERBILT	52	258	2	31	10	49	0	15	10-24-1	49	0	15	3	71	0	29	1	0	0	0	307
Oct 22	MISSISSIPPI STATE	44	262	1	35	17	292	2	44	17-33-0	292	2	44	3	77	0	39	1	-3	0	0	554
Oct 29	at Missouri	59	377	3	60	15	205	2	65	15-24-1	205	2	65	0	0	0	0	1	4	0	4	582
Kentucky		351	1756	15	63	103	1449	11	72	103-185-8	1449	11	72	23	561	0	39	9	110	1	65	3205
		343	1572	14	45	143	1798	14	78	143-246-7	1798	14	78	26	514	0	65	14	88	0	63	3370

Games: 8 • Avg/rush: 5.0 • Avg/catch: 14.1 • Pass eff: 132.44 • KR avg: 24.4 • PR avg: 12.2 • All purpose avg/game: 493.9 • Total offense avg/gm: 400.6

Date	Opponent	Tackles				Sacks no-yds	Fumble		Pass Defense			blkd kick	PAT Attempts			off		
		ua	a	total	tfl-yds		ff	fr-yds	int-yds	qbh	brup		kick	rush	rcv	saf	t/o	pts
Sep 03	SOUTHERN MISS	54	60	114	9.0-41	3.0-31	2	0-0	3-0	2	4	0	5-5	0	0	0	14	35
Sep 10	at Florida	40	44	84	3.0-3	0.0-0	0	0-0	1-10	2	3	0	1-1	0	0	0	0	7
Sep 17	NEW MEXICO STATE	42	32	74	4.0-13	1.0-4	0	0-0	2-20	2	7	0	8-9	0	0	0	7	62
Sep 24	SOUTH CAROLINA	38	26	64	6.0-34	4.0-30	0	0-0	0-0	2	4	0	2-2	0	0	0	0	17
Oct 01	at Alabama	49	20	69	4.0-15	2.0-13	0	1-0	0-0	5	2	0	0-0	0	0	0	0	6
Oct 08	VANDERBILT	38	28	66	6.0-24	4.0-22	0	1-0	0-0	4	2	0	2-2	0	0	0	7	20
Oct 22	MISSISSIPPI STATE	37	30	67	5.0-18	0.0-0	0	0-0	1-45	1	2	0	2-2	0	1	0	7	40
Oct 29	at Missouri	53	4	57	3.0-7	1.0-0	1	0-0	0-0	0	2	0	5-5	0	0	0	0	35
Kentucky		351	244	595	40.0-155	15.0-100	3	2-0	7-75	18	26	0	25-26	0	1	0	35	222
		333	220	553	51.0-202	19.0-128	14	12-177	8-35	15	17	1	31-31	0	0	0	83	247

		Punting									Field Goals			Kickoffs				
Date	Opponent	no.	yds	avg	long	blkd	tb	fc	50+	i20	md-att	long	blkd	no.	yds	avg	tb	ob
Sep 03	SOUTHERN MISS	5	171	34.2	45	1	0	2	0	2	0-0	0	0	6	367	61.2	0	0
Sep 10	at Florida	5	217	43.4	53	0	0	0	1	1	0-1	0	0	2	123	61.5	0	0
Sep 17	NEW MEXICO STATE	3	125	41.7	48	0	1	1	0	0	0-0	0	0	10	647	64.7	6	0
Sep 24	SOUTH CAROLINA	5	204	40.8	53	0	0	1	1	0	1-1	30	0	4	255	63.8	2	0
Oct 01	at Alabama	6	268	44.7	61	0	0	2	1	0	2-2	45	0	3	188	62.7	1	0
Oct 08	VANDERBILT	5	181	36.2	44	0	0	0	0	2	2-2	46	0	5	294	58.8	1	0
Oct 22	MISSISSIPPI STATE	3	103	34.3	37	0	0	2	0	1	4-5	51	0	8	491	61.4	4	0
Oct 29	at Missouri	5	179	35.8	41	0	1	0	0	0	0-1	0	0	6	380	63.3	4	0
Kentucky		37	1448	39.1	61	1	2	8	3	6	9-12	51	0	44	2745	62.4	18	0
		41	1735	42.3	60	0	8	15	6	9	10-15	54	0	48	2992	62.3	22	3



# 2016 Kentucky Football

## Kentucky Opponent Game-by-Game (as of Oct 29, 2016)

### All games



#### OPPONENT STATISTICS

Date	Opponent	Rushing				Receiving				Passing				Kick Returns				Punt Returns				tot off
		no.	yds	td	lg	no.	yds	td	lg	cmp-att-int	yds	td	lg	no.	yds	td	lg	no.	yds	td	lg	
Sep 03	SOUTHERN MISS	68	262	3	14	18	258	2	71	18-28-3	258	2	71	6	96	0	17	0	0	0	0	520
Sep 10	at Florida	50	244	2	36	19	320	4	78	19-33-1	320	4	78	2	32	0	21	3	4	0	3	564
Sep 17	NEW MEXICO STATE	45	223	3	16	17	277	3	55	17-34-2	277	3	55	4	69	0	19	0	0	0	0	500
Sep 24	SOUTH CAROLINA	35	91	1	12	15	177	0	30	15-30-0	177	0	30	2	38	0	21	1	5	0	5	268
Oct 01	at Alabama	37	173	1	28	25	315	2	46	25-38-0	315	2	46	2	33	0	22	2	32	0	17	488
Oct 08	VANDERBILT	32	141	0	15	17	141	0	30	17-30-0	141	0	30	4	112	0	65	4	-10	0	4	282
Oct 22	MISSISSIPPI STATE	39	281	3	45	13	81	1	22	13-21-1	81	1	22	4	104	0	45	1	4	0	4	362
Oct 29	at Missouri	37	157	1	25	19	229	2	57	19-32-0	229	2	57	2	30	0	21	3	53	0	63	386
Opponents		343	1572	14	45	143	1798	14	78	143-246-7	1798	14	78	26	514	0	65	14	88	0	63	3370
		351	1756	15	63	103	1449	11	72	103-185-8	1449	11	72	23	561	0	39	9	110	1	65	3205

Games: 8 • Avg/rush: 4.6 • Avg/catch: 12.6 • Pass eff: 132.61 • KR avg: 19.8 • PR avg: 6.3 • All purpose avg/game: 500.9 • Total offense avg/gm: 421.2

Date	Opponent	Tackles				Sacks no-yds	Fumble		Pass Defense			blkd kick	PAT Attempts			off		
		ua	a	total	tfl-yds		ff	fr-yds	int-yds	qbh	brup		kick	rush	rcv	saf	t/o	pts
Sep 03	SOUTHERN MISS	37	12	49	9.0-45	4.0-29	2	2-7	1-0	3	2	1	5-5	0	0	0	10	44
Sep 10	at Florida	29	20	49	8.0-34	5.0-26	1	1-0	3-8	1	0	0	6-6	0	0	0	28	45
Sep 17	NEW MEXICO STATE	35	56	91	4.0-8	0.0-0	2	2-0	1-10	1	1	0	6-6	0	0	0	14	42
Sep 24	SOUTH CAROLINA	39	38	77	6.0-42	4.0-37	2	1-0	1-0	1	1	0	1-1	0	0	0	0	10
Oct 01	at Alabama	40	24	64	9.0-41	4.0-28	3	2-55	0-0	6	1	0	4-4	0	0	0	10	34
Oct 08	VANDERBILT	50	18	68	4.0-10	0.0-0	1	1-22	1-4	2	5	0	1-1	0	0	0	7	13
Oct 22	MISSISSIPPI STATE	42	34	76	5.0-13	1.0-7	2	2-81	0-0	1	3	0	5-5	0	0	0	14	38
Oct 29	at Missouri	61	18	79	6.0-9	1.0-1	1	1-12	1-13	0	4	0	3-3	0	0	0	0	21
Opponents		333	220	553	51.0-202	19.0-128	14	12-177	8-35	15	17	1	31-31	0	0	0	83	247
		351	244	595	40.0-155	15.0-100	3	2-0	7-75	18	26	0	25-26	0	1	0	35	222

Date	Opponent	Punting									Field Goals			Kickoffs				
		no.	yds	avg	long	blkd	tb	fc	50+	i20	md-att	long	blkd	no.	yds	avg	tb	ob
Sep 03	SOUTHERN MISS	3	136	45.3	48	0	0	2	0	0	3-3	49	0	8	464	58.0	0	0
Sep 10	at Florida	1	54	54.0	54	0	1	0	1	0	1-3	54	0	8	524	65.5	5	1
Sep 17	NEW MEXICO STATE	8	337	42.1	55	0	0	1	1	1	0-0	0	0	7	448	64.0	4	0
Sep 24	SOUTH CAROLINA	8	299	37.4	44	0	0	4	0	5	1-1	35	0	3	194	64.7	1	1
Oct 01	at Alabama	1	58	58.0	58	0	1	0	1	0	2-3	44	0	7	449	64.1	4	0
Oct 08	VANDERBILT	5	211	42.2	49	0	1	1	0	1	2-3	48	0	4	252	63.0	1	0
Oct 22	MISSISSIPPI STATE	6	226	37.7	41	0	0	5	0	1	1-1	36	0	7	451	64.4	4	0
Oct 29	at Missouri	9	414	46.0	60	0	5	2	3	1	0-1	0	0	4	210	52.5	3	1
Opponents		41	1735	42.3	60	0	8	15	6	9	10-15	54	0	48	2992	62.3	22	3
		37	1448	39.1	61	1	2	8	3	6	9-12	51	0	44	2745	62.4	18	0



2016 Kentucky Football  
Kentucky Game Superlatives (as of Oct 29, 2016)  
All games



INDIVIDUAL GAME HIGHS

Rushes	38	Benny Snell at Missouri (Oct 29, 2016)
Yards Rushing	192	Benny Snell at Missouri (Oct 29, 2016)
TD Rushes	4	Benny Snell vs New Mexico State (Sep 17, 2016)
Long Rush	63	S. Williams vs New Mexico State (Sep 17, 2016)
Pass attempts	33	Stephen Johnson vs Mississippi State (Oct 22, 2016)
Pass completions	17	Stephen Johnson vs New Mexico State (Sep 17, 2016)
	17	Stephen Johnson vs Mississippi State (Oct 22, 2016)
Yards Passing	323	Drew Barker vs Southern Miss (Sep 03, 2016)
TD Passes	4	Drew Barker vs Southern Miss (Sep 03, 2016)
Long Pass	72	Drew Barker vs Southern Miss (Sep 03, 2016)
	72	Stephen Johnson vs New Mexico State (Sep 17, 2016)
Receptions	7	Jeff Badet vs Mississippi State (Oct 22, 2016)
Yards Receiving	143	Garrett Johnson vs Southern Miss (Sep 03, 2016)
TD Receptions	3	C.J. Conrad vs New Mexico State (Sep 17, 2016)
Long Reception	72	Jeff Badet vs Southern Miss (Sep 03, 2016)
	72	C.J. Conrad vs New Mexico State (Sep 17, 2016)
Field Goals	4	A. MacGinnis vs Mississippi State (Oct 22, 2016)
Long Field Goal	51	A. MacGinnis vs Mississippi State (Oct 22, 2016)
Punts	6	Grant McKinniss at Alabama (Oct 01, 2016)
Punting Avg	44.7	Grant McKinniss at Alabama (Oct 01, 2016)
Long Punt	61	Grant McKinniss at Alabama (Oct 01, 2016)
Punts inside 20	2	Grant McKinniss vs Southern Miss (Sep 03, 2016)
	2	Grant McKinniss vs Vanderbilt (Oct 08, 2016)
Long Punt Return	65	Charles Walker vs New Mexico State (Sep 17, 2016)
Long Kickoff Return	39	Jeff Badet vs Mississippi State (Oct 22, 2016)
Tackles	19	Jordan Jones vs Southern Miss (Sep 03, 2016)
Sacks	2.0	Denzil Ware vs South Carolina (Sep 24, 2016)
Tackles For Loss	2.5	Denzil Ware vs Vanderbilt (Oct 08, 2016)
Interceptions	2	J.D. Harmon vs Southern Miss (Sep 03, 2016)



2016 Kentucky Football  
Kentucky Game Superlatives (as of Oct 29, 2016)  
All games



TEAM GAME HIGHS

Rushes	59	at Missouri (Oct 29, 2016)
Yards Rushing	381	vs New Mexico State (Sep 17, 2016)
Yards Per Rush	7.5	vs New Mexico State (Sep 17, 2016)
TD Rushes	5	vs New Mexico State (Sep 17, 2016)
Pass attempts	33	vs Mississippi State (Oct 22, 2016)
Pass completions	18	vs New Mexico State (Sep 17, 2016)
Yards Passing	313	vs Southern Miss (Sep 03, 2016)
Yards Per Pass	13.0	vs New Mexico State (Sep 17, 2016)
TD Passes	4	vs Southern Miss (Sep 03, 2016)
Total Plays	83	at Missouri (Oct 29, 2016)
Total Offense	692	vs New Mexico State (Sep 17, 2016)
Yards Per Play	9.2	vs New Mexico State (Sep 17, 2016)
Points	62	vs New Mexico State (Sep 17, 2016)
Sacks By	4	vs South Carolina (Sep 24, 2016)
	4	vs Vanderbilt (Oct 08, 2016)
First Downs	28	vs New Mexico State (Sep 17, 2016)
Penalties	11	vs New Mexico State (Sep 17, 2016)
Penalty Yards	87	vs New Mexico State (Sep 17, 2016)
Turnovers	4	at Florida (Sep 10, 2016)
Interceptions By	3	vs Southern Miss (Sep 03, 2016)
Punts	6	at Alabama (Oct 01, 2016)
Punting Avg	44.7	at Alabama (Oct 01, 2016)
Long Punt	61	at Alabama (Oct 01, 2016)
Punts inside 20	2	vs Southern Miss (Sep 03, 2016)
	2	vs Vanderbilt (Oct 08, 2016)
Long Punt Return	65	vs New Mexico State (Sep 17, 2016)



2016 Kentucky Football  
Kentucky Game Superlatives (as of Oct 29, 2016)  
All games



OPPONENT INDIVIDUAL GAME HIGHS

Rushes	36	SMITH, Ito, vs Southern Miss (Sep 03, 2016)
Yards Rushing	173	SMITH, Ito, vs Southern Miss (Sep 03, 2016)
TD Rushes	2	MULLENS, Nick, vs Southern Miss (Sep 03, 2016)
	2	Rogers,Tyler, vs New Mexico State (Sep 17, 2016)
	2	Nick Fitzgerald, vs Mississippi State (Oct 22, 2016)
Long Rush	45	Malik Dear, vs Mississippi State (Oct 22, 2016)
Pass attempts	33	Rogers,Tyler, vs New Mexico State (Sep 17, 2016)
	33	Jalen Hurts, at Alabama (Oct 01, 2016)
Pass completions	20	Jalen Hurts, at Alabama (Oct 01, 2016)
Yards Passing	320	Del Rio,L., at Florida (Sep 10, 2016)
TD Passes	4	Del Rio,L., at Florida (Sep 10, 2016)
Long Pass	78	Del Rio,L., at Florida (Sep 10, 2016)
Receptions	11	Calvin Ridley, at Alabama (Oct 01, 2016)
Yards Receiving	174	Calvin Ridley, at Alabama (Oct 01, 2016)
TD Receptions	2	Boone,Johnathan, vs New Mexico State (Sep 17, 2016)
	2	Calvin Ridley, at Alabama (Oct 01, 2016)
	2	Mason, D, at Missouri (Oct 29, 2016)
Long Reception	78	Callaway,A., at Florida (Sep 10, 2016)
Field Goals	3	SHAUNFIELD, P., vs Southern Miss (Sep 03, 2016)
Long Field Goal	54	Pineiro,E., at Florida (Sep 10, 2016)
Punts	9	Fatony, Corey, at Missouri (Oct 29, 2016)
Punting Avg	58.0	JK Scott, at Alabama (Oct 01, 2016)
Long Punt	60	Fatony, Corey, at Missouri (Oct 29, 2016)
Punts inside 20	5	Sean Kelly, vs South Carolina (Sep 24, 2016)
Long Punt Return	63	Johnson, J, at Missouri (Oct 29, 2016)
Long Kickoff Return	65	Darrius Sims, vs Vanderbilt (Oct 08, 2016)
Tackles	12	Butler,Rodney, vs New Mexico State (Sep 17, 2016)
Sacks	3.0	Darius English, vs South Carolina (Sep 24, 2016)
Tackles For Loss	3.0	Darius English, vs South Carolina (Sep 24, 2016)
	3.0	Tim Williams, at Alabama (Oct 01, 2016)
	3.0	Beisel, Eric, at Missouri (Oct 29, 2016)
Interceptions	1	COLLINS, Trae, vs Southern Miss (Sep 03, 2016)
	1	Wilson,Q., at Florida (Sep 10, 2016)
	1	Maye,M., at Florida (Sep 10, 2016)
	1	Tabor,J., at Florida (Sep 10, 2016)
	1	Wright,Jaden, vs New Mexico State (Sep 17, 2016)
	1	D.J. Smith, vs South Carolina (Sep 24, 2016)
	1	Tre Herndon, vs Vanderbilt (Oct 08, 2016)
	1	Cheadle, Logan, at Missouri (Oct 29, 2016)



2016 Kentucky Football  
Kentucky Game Superlatives (as of Oct 29, 2016)  
All games



OPPONENT TEAM GAME HIGHS

Rushes	68	vs Southern Miss (Sep 03, 2016)
Yards Rushing	281	vs Mississippi State (Oct 22, 2016)
Yards Per Rush	7.2	vs Mississippi State (Oct 22, 2016)
TD Rushes	3	vs Southern Miss (Sep 03, 2016)
	3	vs New Mexico State (Sep 17, 2016)
	3	vs Mississippi State (Oct 22, 2016)
Pass attempts	38	at Alabama (Oct 01, 2016)
Pass completions	25	at Alabama (Oct 01, 2016)
Yards Passing	320	at Florida (Sep 10, 2016)
Yards Per Pass	9.7	at Florida (Sep 10, 2016)
TD Passes	4	at Florida (Sep 10, 2016)
Total Plays	96	vs Southern Miss (Sep 03, 2016)
Total Offense	564	at Florida (Sep 10, 2016)
Yards Per Play	6.8	at Florida (Sep 10, 2016)
Points	45	at Florida (Sep 10, 2016)
Sacks By	5	at Florida (Sep 10, 2016)
First Downs	32	vs Southern Miss (Sep 03, 2016)
Penalties	9	at Missouri (Oct 29, 2016)
Penalty Yards	75	at Florida (Sep 10, 2016)
Turnovers	3	vs Southern Miss (Sep 03, 2016)
Interceptions By	3	at Florida (Sep 10, 2016)
Punts	9	at Missouri (Oct 29, 2016)
Punting Avg	58.0	at Alabama (Oct 01, 2016)
Long Punt	60	at Missouri (Oct 29, 2016)
Punts inside 20	5	vs South Carolina (Sep 24, 2016)
Long Punt Return	63	at Missouri (Oct 29, 2016)



**The Automated ScoreBook**  
**Kentucky Game Superlatives (as of Oct 31, 2016)**  
**Conference games**



**INDIVIDUAL GAME HIGHS**

Rushes	38	Benny Snell at Missouri (Oct 29, 2016)
Yards Rushing	192	Benny Snell at Missouri (Oct 29, 2016)
TD Rushes	2	Benny Snell at Missouri (Oct 29, 2016)
Long Rush	60	Stanley Williams at Missouri (Oct 29, 2016)
Pass attempts	33	Stephen Johnson vs Mississippi State (Oct 22, 2016)
Pass completions	17	Stephen Johnson vs Mississippi State (Oct 22, 2016)
Yards Passing	292	Stephen Johnson vs Mississippi State (Oct 22, 2016)
TD Passes	2	Stephen Johnson vs Mississippi State (Oct 22, 2016)
	2	Stephen Johnson at Missouri (Oct 29, 2016)
Long Pass	65	Stephen Johnson at Missouri (Oct 29, 2016)
Receptions	7	Jeff Badet vs Mississippi State (Oct 22, 2016)
Yards Receiving	139	Jeff Badet vs Mississippi State (Oct 22, 2016)
TD Receptions	2	Jeff Badet vs Mississippi State (Oct 22, 2016)
Long Reception	65	Jeff Badet at Missouri (Oct 29, 2016)
Field Goals	4	Austin MacGinnis vs Mississippi State (Oct 22, 2016)
Long Field Goal	51	Austin MacGinnis vs Mississippi State (Oct 22, 2016)
Punts	6	Grant McKinniss at Alabama (Oct 01, 2016)
Punting Avg	44.7	Grant McKinniss at Alabama (Oct 01, 2016)
Long Punt	61	Grant McKinniss at Alabama (Oct 01, 2016)
Punts inside 20	2	Grant McKinniss vs Vanderbilt (Oct 08, 2016)
Long Punt Return	8	Charles Walker vs South Carolina (Sep 24, 2016)
Long Kickoff Return	39	Jeff Badet vs Mississippi State (Oct 22, 2016)
Tackles	12	Mike Edwards at Alabama (Oct 01, 2016)
Sacks	2.0	Denzil Ware vs South Carolina (Sep 24, 2016)
Tackles For Loss	2.5	Denzil Ware vs Vanderbilt (Oct 08, 2016)
Interceptions	1	Derrick Baity at Florida (Sep 10, 2016)
	1	Marcus McWilson vs Mississippi State (Oct 22, 2016)



**The Automated ScoreBook**  
**Kentucky Game Superlatives (as of Oct 31, 2016)**  
**Conference games**



**TEAM GAME HIGHS**

Rushes	59	at Missouri (Oct 29, 2016)
Yards Rushing	377	at Missouri (Oct 29, 2016)
Yards Per Rush	6.4	at Missouri (Oct 29, 2016)
TD Rushes	3	at Missouri (Oct 29, 2016)
Pass attempts	33	vs Mississippi State (Oct 22, 2016)
Pass completions	17	vs Mississippi State (Oct 22, 2016)
Yards Passing	292	vs Mississippi State (Oct 22, 2016)
Yards Per Pass	8.8	vs Mississippi State (Oct 22, 2016)
TD Passes	2	vs Mississippi State (Oct 22, 2016)
	2	at Missouri (Oct 29, 2016)
Total Plays	83	at Missouri (Oct 29, 2016)
Total Offense	582	at Missouri (Oct 29, 2016)
Yards Per Play	7.2	vs Mississippi State (Oct 22, 2016)
Points	40	vs Mississippi State (Oct 22, 2016)
Sacks By	4	vs South Carolina (Sep 24, 2016)
	4	vs Vanderbilt (Oct 08, 2016)
First Downs	26	vs Mississippi State (Oct 22, 2016)
Penalties	5	vs Vanderbilt (Oct 08, 2016)
Penalty Yards	42	vs Vanderbilt (Oct 08, 2016)
Turnovers	4	at Florida (Sep 10, 2016)
Interceptions By	1	at Florida (Sep 10, 2016)
	1	vs Mississippi State (Oct 22, 2016)
Punts	6	at Alabama (Oct 01, 2016)
Punting Avg	44.7	at Alabama (Oct 01, 2016)
Long Punt	61	at Alabama (Oct 01, 2016)
Punts inside 20	2	vs Vanderbilt (Oct 08, 2016)
Long Punt Return	8	vs South Carolina (Sep 24, 2016)



**The Automated ScoreBook**  
**Kentucky Game Superlatives (as of Oct 31, 2016)**  
**Conference games**



**OPPONENT INDIVIDUAL GAME HIGHS**

Rushes	18	Ralph Webb, vs Vanderbilt (Oct 08, 2016)
Yards Rushing	107	Nick Fitzgerald, vs Mississippi State (Oct 22, 2016)
TD Rushes	2	Nick Fitzgerald, vs Mississippi State (Oct 22, 2016)
Long Rush	45	Malik Dear, vs Mississippi State (Oct 22, 2016)
Pass attempts	33	Jalen Hurts, at Alabama (Oct 01, 2016)
Pass completions	20	Jalen Hurts, at Alabama (Oct 01, 2016)
Yards Passing	320	Del Rio,L., at Florida (Sep 10, 2016)
TD Passes	4	Del Rio,L., at Florida (Sep 10, 2016)
Long Pass	78	Del Rio,L., at Florida (Sep 10, 2016)
Receptions	11	Calvin Ridley, at Alabama (Oct 01, 2016)
Yards Receiving	174	Calvin Ridley, at Alabama (Oct 01, 2016)
TD Receptions	2	Calvin Ridley, at Alabama (Oct 01, 2016)
	2	Mason, D, at Missouri (Oct 29, 2016)
Long Reception	78	Callaway,A., at Florida (Sep 10, 2016)
Field Goals	2	Adam Griffith, at Alabama (Oct 01, 2016)
	2	Tommy Openshaw, vs Vanderbilt (Oct 08, 2016)
Long Field Goal	54	Pineiro,E., at Florida (Sep 10, 2016)
Punts	9	Fatony, Corey, at Missouri (Oct 29, 2016)
Punting Avg	58.0	JK Scott, at Alabama (Oct 01, 2016)
Long Punt	60	Fatony, Corey, at Missouri (Oct 29, 2016)
Punts inside 20	5	Sean Kelly, vs South Carolina (Sep 24, 2016)
Long Punt Return	63	Johnson, J, at Missouri (Oct 29, 2016)
Long Kickoff Return	65	Darrius Sims, vs Vanderbilt (Oct 08, 2016)
Tackles	10	Ja'karri Thomas, vs Vanderbilt (Oct 08, 2016)
	10	Zach Cunningham, vs Vanderbilt (Oct 08, 2016)
	10	Warren, T.J., at Missouri (Oct 29, 2016)
	10	Hilton, Cam, at Missouri (Oct 29, 2016)
Sacks	3.0	Darius English, vs South Carolina (Sep 24, 2016)
Tackles For Loss	3.0	Darius English, vs South Carolina (Sep 24, 2016)
	3.0	Tim Williams, at Alabama (Oct 01, 2016)
	3.0	Beisel, Eric, at Missouri (Oct 29, 2016)
Interceptions	1	Wilson,Q., at Florida (Sep 10, 2016)
	1	Maye,M., at Florida (Sep 10, 2016)
	1	Tabor,J., at Florida (Sep 10, 2016)
	1	D.J. Smith, vs South Carolina (Sep 24, 2016)
	1	Tre Herndon, vs Vanderbilt (Oct 08, 2016)
	1	Cheadle, Logan, at Missouri (Oct 29, 2016)



**The Automated ScoreBook**  
**Kentucky Game Superlatives (as of Oct 31, 2016)**  
**Conference games**



**OPPONENT TEAM GAME HIGHS**

Rushes	50	at Florida (Sep 10, 2016)
Yards Rushing	281	vs Mississippi State (Oct 22, 2016)
Yards Per Rush	7.2	vs Mississippi State (Oct 22, 2016)
TD Rushes	3	vs Mississippi State (Oct 22, 2016)
Pass attempts	38	at Alabama (Oct 01, 2016)
Pass completions	25	at Alabama (Oct 01, 2016)
Yards Passing	320	at Florida (Sep 10, 2016)
Yards Per Pass	9.7	at Florida (Sep 10, 2016)
TD Passes	4	at Florida (Sep 10, 2016)
Total Plays	83	at Florida (Sep 10, 2016)
Total Offense	564	at Florida (Sep 10, 2016)
Yards Per Play	6.8	at Florida (Sep 10, 2016)
Points	45	at Florida (Sep 10, 2016)
Sacks By	5	at Florida (Sep 10, 2016)
First Downs	28	at Florida (Sep 10, 2016)
Penalties	9	at Missouri (Oct 29, 2016)
Penalty Yards	75	at Florida (Sep 10, 2016)
Turnovers	1	at Florida (Sep 10, 2016)
	1	at Alabama (Oct 01, 2016)
	1	vs Vanderbilt (Oct 08, 2016)
	1	vs Mississippi State (Oct 22, 2016)
Interceptions By	3	at Florida (Sep 10, 2016)
Punts	9	at Missouri (Oct 29, 2016)
Punting Avg	58.0	at Alabama (Oct 01, 2016)
Long Punt	60	at Missouri (Oct 29, 2016)
Punts inside 20	5	vs South Carolina (Sep 24, 2016)
Long Punt Return	63	at Missouri (Oct 29, 2016)



## 2016 DEPTH CHART (10/31)

### OFFENSE

#### Left Tackle

- 74 Cole Mosier, 6-6, 335, Jr-2L  
67 Landon Young, 6-7, 305, Fr-RS

#### Left Guard

- 68 Nick Haynes, 6-3, 316, Jr-2L  
71 Logan Stenberg, 6-6, 318, Fr-RS

#### Center

- 72 Jon Toth, 6-5, 310, Sr-3L  
65 Jervontius "Bunchy" Stallings, 6-3, 318, So-Sq

#### Right Guard

- 65 Jervontius Stallings, 6-3, 318, So-Sq  
69 Ramsey Meyers, 6-4, 305, Jr-2L

#### Right Tackle

- 73 Kyle Meadows, 6-5, 300 Jr-2L  
or 64 George Asafo-Adjei, 6-5, 315, So-1L

#### Tight End

- 87 C.J. Conrad, 6-5, 245, So-1L  
85 Greg Hart, 6-5, 245, Jr-Tr

#### Wide Receiver

- 13 Jeff Badet, 6-0, 180, Jr-2L  
6 Blake Bone, 6-5, 213, Jr-2L  
19 Kayaune Ross, 6-6, 225, So-JC

#### Wide Receiver

- 1 Ryan Timmons, 5-10, 198, Sr-3L  
31 David Bouvier, 5-9, 171, So-Sq

#### Wide Receiver

- 9 Garrett Johnson, 5-11, 175, Jr-2L  
88 Charles Walker, 5-11, 203, Jr-2L

#### Wide Receiver

- 80 Tavin Richardson, 6-3, 216, Fr-RS  
or 2 Dorian Baker, 6-3, 208, Jr-2L  
82 Jabari Greenwood, 6-3, 195, Fr-RS

#### Quarterback

- 15 Stephen Johnson, 6-2, 183, Jr-JC  
12 Gunnar Hoak, 6-4, 200, Fr-HS  
14 Luke Wright, 6-4, 206, So-TR

#### Running Back

- 18 Stanley "Boom" Williams, 5-9, 196, Jr-2L  
3 Jojo Kemp, 5-10, 200, Sr-3L  
or 26 Benny Snell Jr., 5-11, 220, Fr-HS

#### Fullback

- 48 Will Tom Collins, 5-11, 241, Sr-1L  
49 Tanner Fink, 6-2, 251, Sr-Sq

### SPECIALISTS

#### Kicker

- 99 Austin MacGinnis, 5-10, 180, Jr-2L  
95 Miles Butler, 5-9, 171, So-1L

#### Punter

- 86 Grant McKinniss, 6-1, 210, Fr-HS  
or 93 Bryan Kirshe, 6-0, 150, So-Sq

#### Long Snapper

- 42 Tristan Yeomans, PS, 6-2, 190, So-JC  
53 Blake Best, FG, PAT, 6-1, 246, Fr-RS

#### Punt Return

- 88 Charles Walker, 5-11, 203, Jr-2L  
1 Ryan Timmons, 5-10, 198, Sr-3L

#### Kickoff Return

- 26 Benny Snell Jr., 5-11, 220, Fr-HS  
22 Sihiem King, 5-9, 172, So-1L

#### Holder

- 42 Tristan Yeomans, 6-2, 190, So-JC  
86 Grant McKinniss, 6-1, 210, Fr-HS

### DEFENSE

#### Strongside Linebacker

- 41 Josh Allen, 6-5, 230, So-1L  
47 Jordan Bonner, 6-5, 220, So-JC

#### Defensive Tackle

- 99 Adrian Middleton, 6-3, 303, So-1L  
98 Tymere Dubose, 6-5, 320, So-1L

#### Nose Guard

- 77 Naquez Pringle, 6-3, 320, Jr-JC  
69 Matt Elam, 6-7, 360, Jr-2L

#### Defensive End

- 94 Courtney Miggins, 6-5, 285, Sr-1L  
92 Alvonte Bell, 6-5, 260, Jr-JC

#### Defensive End/ Outside Linebacker

- 35 Denzil Ware, 6-2, 255, So-1L  
20 Kengera Daniel, 6-5, 260, So-1L

#### Nickelback

- 24 Blake McClain, 5-11, 200, Sr-3L  
5 Kendall Randolph, 6-0, 182, Jr-2L

#### Middle Linebacker

- 51 Courtney Love, 6-2, 242, Jr-Tr  
56 Kash Daniel, 6-1, 241, Fr-HS

#### Weakside Linebacker

- 34 Jordan Jones, 6-2, 220, So-1L  
32 Eli Brown, 6-2, 215, Fr-RS

#### Cornerback

- 29 Derrick Baity, 6-3, 182, So-1L  
3 Jordan Griffin, 6-0, 177, Fr-HS  
or 9 Davonte Robinson, 6-2, 187, Fr-HS

#### Cornerback

- 21 Chris Westry, 6-4, 195, So-1L  
11 J.D. Harmon, 6-2, 200, Sr-3L

#### Strong Safety

- 27 Mike Edwards, 6-0, 200, So-1L  
5 Kendall Randolph, 6-0, 182, Jr-2L

#### Free Safety

- 24 Blake McClain, 5-11, 200, Sr-3L  
or 15 Marcus McWilson, 6-0, 210, Sr-3L