

2016-17 Hofstra Men's Basketball Game Notes

Hofstra University Pride (6-4)

vs.

#6/#7 University of Kentucky Wildcats (8-1)

Sunday, December 11, 2016 – 3 p.m.

Barclays Center (17,732)

Brooklyn, New York

Hashtags - #RoarWithPride & #Hofstra



2016-17 Hofstra Men's Basketball Schedule (6-4, 0-0 CAA)

November (5-3)

11	Fri.	COPPIN STATE	W 74-72
15	Tue.	at Sacred Heart	L 86-90
18	Fri.	at Manhattan	L 68-80

2016 Gulf Coast Showcase (Germain Arena; Estero, FL)

21	Mon.	vs. Bradley	W 92-90
22	Tue.	vs. Vermont	L 73-87
23	Wed.	vs. South Dakota	W 65-57
25	Fri.	MEDAILLE	W 89-56
29	Tue.	at Columbia	W 88-86

December (1-1)

3	Sat.	at Florida Atlantic	W 88-80
6	Tue.	ST. BONAVENTURE	L 75-81

2016 Brooklyn Hoops Winter Festival (Barclays Center; Brooklyn, NY)

11	Sun.	vs. Kentucky ESPN	3 p.m.
13	Tue.	STONY BROOK	7 p.m.
22	Thu.	SIENA	7 p.m.
31	Sat.	at Delaware CAA	2 p.m.

January (0-0)

2	Mon.	WILLIAM & MARY CAA	4 p.m.
5	Thu.	JAMES MADISON CAA	7 p.m.
7	Sat.	at Charleston CAA	4 p.m.
12	Thu.	at Elon CAA	7 p.m.
14	Sat.	at UNCW CAA	7 p.m.
19	Thu.	TOWSON CAA	7 p.m.
21	Sat.	NORTHEASTERN CAA	4 p.m.
26	Thu.	at Drexel CAA	7 p.m.
28	Sat.	ELON CAA	4 p.m.

February (0-0)

2	Thu.	DELAWARE CAA	7 p.m.
4	Sat.	DREXEL CAA	7 p.m.
9	Thu.	at Towson CAA	7 p.m.
11	Sat.	at Northeastern CAA	7 p.m.
16	Thu.	CHARLESTON CAA	7 p.m.
18	Sat.	UNCW CAA	4 p.m.
23	Thu.	at William & Mary CAA	7 p.m.
25	Sat.	at James Madison CAA	12 p.m.

March (0-0)

Colonial Athletic Association Championship (North Charleston Coliseum; North Charleston, SC)

3	Fri.	Opening Round	
4	Sat.	Quarterfinals	
5	Sun.	Semifinals	
6	Mon.	Championship	

Home games in **BOLD CAPS**

TENTATIVE STARTING LINEUP



Head Coach

Joe Mihalich (pronounced mih-HAL-lick)
60-51 at Hofstra (fourth season)
325-254 Overall (19th season)
This is Coach Mihalich's 580th overall game as a head coach and his 112th at Hofstra.



#2 / Senior Guard / 6-0 / 170 LBS

Deron Powers (pronounced der-RON)
Williamsburg, Virginia

12.5 ppg / 4.4 apg / 1.6 rpg / 13 3's
Notes: Had 10 points and six assists in 36 minutes against St. Bonaventure. 22 assists over last three games.



#14 / Senior Guard / 6-2 / 195 LBS

Brian Bernardi
Staten Island, New York

14.1 ppg / 2.0 rpg / 1.8 apg / 25 3's
Notes: Tallied 11 points and three rebounds against St. Bonaventure.



#5 / Freshman Guard / 6-4 / 190 LBS

Eli Pemberton
Middletown, Connecticut

15.3 ppg / 3.7 rpg / 1.8 apg / 23 3's
Notes: Was second on the team with 15 points and added two assists and two steals versus St. Bonaventure.



#0 / Junior Forward / 6-6 / 210 LBS

Ty Greer
Chicago, Illinois

9.7 ppg / 5.3 rpg / 1.3 apg / 9 3's
Notes: Solid all-around game with 11 points, eight rebounds and four assists against St. Bonaventure.



#11 / Junior Center / 6-9 / 260 LBS

Rokas Gustys (pronounced ROE-kuss goos-TEESE)
Kaunas, Lithuania

9.3 ppg / 13.5 rpg / 1.4 spg / 1.2 apg / 1.0 bpg
Notes: Strong game with 20 points, nine rebounds and four steals versus St. Bonaventure.

Series Record: Hofstra has never faced Kentucky in the sport of men's basketball. The Pride does have two wins all-time against current members of the Southeastern Conference as they defeated Florida during the 1978-79 (68-67) season and Mississippi in 1990-91 (78-73).

BROADCAST INFORMATION

Streaming Video: espn.com/watchESPN/index

Streaming Audio: GoHofstra.com/PrideProductions

TV: ESPN Radio: WRHU (88.7 FM) **Live Stats:**

sidearmstats.com/liubrooklyn/mbball/

2016-17 Hofstra Men's Basketball Team Guide

GoHofstra.com/1617MBBGuide

Media Clippings: GoHofstra.com/InTheNews



LIKE US ON
FACEBOOK



FOLLOW US ON
TWITTER



WATCH US ON
YOUTUBE



SEE PHOTOS ON
INSTAGRAM

/HofstraPride
/HofstraMBB

@HofstraPride
@HofstraMBB

/GoHofstra

/hofstrapride
/hofstrambb

OFF THE BENCH

#3 / Sophomore Guard / Justin Wright-Foreman (Queens, NY)

Stats: 8.8 ppg / 2.2 rpg / 1.2 apg / 8 3's

Notes: Five points, two assists and two rebounds vs. St. Bona

#24 / Junior Guard/Forward / Jamall Robinson (Cheltenham, MD)

Stats: 5.6 ppg / 3.1 rpg / 0.6 apg / 11 3's

Notes: Three points and four rebounds against St. Bona

#33 / Junior Forward / Hunter Sabety (Oceanside, NY)

Stats: 3.1 ppg / 4.2 rpg / 1.0 bpg

Notes: Four rebounds against St. Bonaventure

Head Coach Joe Mihalich: Now in his fourth season at the helm of the Hofstra Men's Basketball program, Joe Mihalich has engineered a strong resurgence of the Pride in just three years. Mihalich has led Hofstra to 44 wins over the past two seasons and the Pride has averaged 18 wins a season over the last three since taking over a program coming off a seven-win campaign. Mihalich, who guided the Niagara University to five postseason appearances during his tenure as the Purple Eagles head coach, was named the 12th head coach in the history of the Hofstra University Men's Basketball program on April 10, 2013, by Hofstra President Stuart Rabinowitz and Vice President and Director of Athletics Jeffrey A. Hathaway. In three seasons at Hofstra, Mihalich has engineered a masterful revitalization of the Pride Basketball program as he took over a program coming off a seven-win campaign and in only three years has taken the team to back-to-back 20-win campaigns and consecutive postseason appearances. The 2015-16 team went 24-10, winning the regular season Colonial Athletic Association title and advancing to the National Invitation Tournament. It marked the most wins for the program since the 2005-06 season and the regular season conference title was the program's first since joining the CAA in 2001. In addition, the NIT appearance was the program's first since 2007. He also had a trio of players earn all-conference honors, including senior Juan'ya Green being named the CAA Player of the Year. Green becomes the third-ever member of the Pride to earn the CAA's top honor as he joins Charles Jenkins (2010 and 2011) and Loren Stokes (2007) as Hofstra student-athletes named CAA Player of the Year in men's basketball. Center Rokas Gustys was also named to the first team, while forward Ameen Tanksley picked up second team accolades. With Green and Gustys on the first team, it marks the first time since 2007 that Hofstra has had a pair of teammates on the All-CAA first team as that season saw Antoine Agudio and Stokes on the first team. In addition, his attention to detail as it relates to the academic welfare of the student-athlete has seen the men's basketball program achieve a perfect score for the 2013-14 year in the latest Academic Progress Rate released in May, 2015. The 2014-15 season saw Mihalich guide Hofstra to a 20-win season and the program's first postseason berth since the 2010-11 season. The high-scoring Pride advanced to the Colonial Athletic Association semifinals where they dropped an epic double-overtime contest to William & Mary. The program garnered a slew of awards this past season as well as junior guard Juan'ya Green (first team) and junior forward Ameen Tanksley (second team) picked up All-CAA accolades. Both student-athletes, who transferred from Niagara to rejoin Coach Mihalich, were also named to the National Association of Basketball Coaches All-District Teams with Green being a first team honoree and Tanksley earning second team accolades. Green was also a second team All-Met selection. Another player Coach Mihalich brought to Hofstra, graduate guard Dion Nesmith, followed up his first season at Hofstra with another strong year and was a CAA All-Academic selection and was chosen for the Division I-AAA ADA Scholar-Athlete Team. During his first season at Hofstra, Mihalich led the Pride to 10 wins and saw graduate forward Zeke Upshaw lead the CAA in scoring. Upshaw would also earn All-Colonial Athletic Association, all-district and All-Metropolitan accolades following his stellar season. Senior guard Dion Nesmith and freshman Jamall Robinson earned postseason CAA accolades under Mihalich's tutelage as well.

Athletic Communications Contact: Stephen Gorchov

Associate Director of Athletics for Communications

Office Phone: (516) 463-4933

Cell Phone: (516) 523-5252

E-mail: stephen.a.gorchov@hofstra.edu

Twitter: @StephenGorchov

HOFSTRA/KENTUCKY - BY THE NUMBERS

HOFSTRA		KENTUCKY
79.8	Points Per Game	94.2
38.8	Rebounds Per Game	44.0
14.0	Assists Per Game	20.0
5.9	Steals Per Game	7.8
12.3	Turnovers Per Game	12.0
3.0	Blocked Shots Per Game	7.6
44.4	Field Goal Percentage	48.2
39.2	Three-Point Field Goal Percentage	32.2
70.7	Free Throw Percentage	69.3

TEAM LEADERS - PER GAME

Pemberton (15.3) – Points – Monk (19.3)

Gustys (13.5) – Rebounds – Adebayo (8.1)

Powers (4.4) – Assists – Fox (7.4)

Gustys (1.4) – Steals – Fox (1.9)

Gustys and Sabety (1.0) – Blocks – Adebayo (1.8)

Bernardi (32.9) – Minutes – Fox (30.9)

INDIVIDUAL GAME HIGHS

Points

23 by Eli Pemberton at Sacred Heart (11/15/16)

Field Goals Made

9 by Rokas Gustys vs. St. Bonaventure (12/6/16)

Field Goals Attempted

15 by Deron Powers at Florida Atlantic (12/3/16)

Field Goal Percentage (minimum five made)

86% (6-7) by Eli Pemberton vs. Vermont (11/22/16)

Three-Point Field Goals Made

5, twice, most recently by Brian Bernardi at Columbia (11/29/16)

Three-Point Field Goals Attempted

8, several times, most recently by Brian Bernardi vs. St. Bonaventure (12/6/16)

Three-Point Field Goal Percentage (minimum three made)

100% (5-5) by Eli Pemberton at Sacred Heart (11/15/16)

Free Throws Made

9, twice, most recently by Eli Pemberton vs. Vermont (11/22/16)

Free Throws Attempted

11 by Eli Pemberton vs. Vermont (11/22/16)

Free Throw Percentage (minimum five made)

100% (8-8) by Ty Greer vs. Bradley (11/21/16)

Rebounds

25 by Rokas Gustys vs. South Dakota (11/23/16)

Assists

8, twice, most recently by Deron Powers at Florida Atlantic (12/3/16)

Steals

4 by Rokas Gustys vs. St. Bonaventure (12/6/16)

Blocked Shots

5 by Hunter Sabety vs. Medaille (11/25/16)

Turnovers

6, twice, most recently by Deron Powers at Columbia (11/29/16)

Fouls

5 by Rokas Gustys at Columbia (11/29/16)

Minutes

38 by Deron Powers at Florida Atlantic (12/3/16)



LIKE US ON
FACEBOOK



FOLLOW US ON
TWITTER



WATCH US ON
YOUTUBE



SEE PHOTOS ON
INSTAGRAM

/HofstraPride
/HofstraMBB

@HofstraPride
@HofstraMBB

/GoHofstra

/hofstrapride
/hofstrambb

CAREER STATISTICS

Name (games/starts)	PTS	REBS	ASSISTS	STEALS	BLOCKS
Powers (106/104)	1,205	304	439	123	5
with HU (10/10)	125	16	44	10	0
Wright-Foreman (37/1)	132	31	16	11	3
Buie (42/0)	124	44	66	30	3
Gustys (71/49)	692	730	64	67	62
Bernardi (109/78)	1,064	214	135	67	11
with HU (78/78)	954	183	126	62	11
Robinson (75/40)	493	240	83	36	16
Sabety (49/35)	609	309	14	21	103
with HU (10/0)	24	35	1	2	10
Walker (43/3)	44	83	8	5	37

GAME-BY-GAME LEADERS

LED OR TIED FOR THE TEAM LEAD IN POINTS

Eli Pemberton – 4 times
Deron Powers – 2 times
Justin Wright-Foreman – 2 times
Brian Bernardi – 1 time
Rokas Gustys – 1 time

LED OR TIED FOR THE TEAM LEAD IN REBOUNDS

Rokas Gustys – 9 times
Ty Greer – 1 time

LED OR TIED FOR THE TEAM LEAD IN ASSISTS

Deron Powers – 6 times
Desure Buie – 3 times
Justin Wright-Foreman – 1 time
Brian Bernardi – 1 time
Rokas Gustys – 1 time
Eli Pemberton – 1 time

LED OR TIED FOR THE TEAM LEAD IN BLOCKS

Hunter Sabety – 6 times
Rokas Gustys – 4 times
Ty Greer – 3 times
Eli Pemberton – 1 time
Brian Bernardi – 1 time
Jamall Robinson – 1 time

LED OR TIED FOR THE TEAM LEAD IN STEALS

Rokas Gustys – 4 times
Deron Powers – 3 times
Ty Greer – 2 times
Jamall Robinson – 1 time
Desure Buie – 1 time
Eli Pemberton – 1 time
Hunter Sabety – 1 time
Justin Wright-Foreman – 1 time

LED OR TIED FOR THE TEAM LEAD IN MINUTES PLAYED

Brian Bernardi – 4 times
Eli Pemberton – 3 times
Deron Powers – 2 times
Rokas Gustys – 1 time

Hello My Name Is: There are quite a few new faces on the roster this season and a few faces that sat out last season. In the Pride's season opener against Coppin State, 102 out of the possible 200 minutes were played by newcomers or players that sat out the 2015-16 season. Senior Deron Powers led the way with 34 minutes and was joined by Eli Pemberton (25), Ty Greer (24), Jamall Robinson (15) and Hunter Sabety (4).

Clutch: How clutch was freshman Eli Pemberton in the first collegiate game of his career? The talented rookie scored 13 second half points and all five of his baskets in the second stanza put Hofstra in the lead.

54-52 Hofstra – Pemberton two-pointer with 9:07 left
56-55 Hofstra – Pemberton two-pointer with 8:14 left
59-57 Hofstra – Pemberton three-pointer with 6:27 left
66-64 Hofstra – Pemberton three-pointer with 3:20 left
69-66 Hofstra – Pemberton three-pointer with 2:26 left

DOUBLE FIGURE POINTS

Eli Pemberton – 8 times
Brian Bernardi – 8 times
Deron Powers – 8 times
Ty Greer – 6 times
Justin Wright-Foreman – 4 times
Rokas Gustys – 4 times
Jamall Robinson – 2 time

DOUBLE FIGURE REBOUNDS

Rokas Gustys – 7 times

DOUBLE FIGURE ASSISTS

None

Led Hofstra In Scoring (includes ties)

	Career	Season
Brian Bernardi	12	1
Rokas Gustys	7	1
Eli Pemberton	4	4
Jamall Robinson	3	0
Justin Wright-Foreman	2	2
Deron Powers	2	2

Led Hofstra In Rebounds (includes ties)

	Career	Season
Rokas Gustys	44	9
Jamall Robinson	6	0
Andre Walker	2	0
Brian Bernardi	1	0
Ty Greer	1	1

Led Hofstra in Assists (includes ties)

	Career	Season
Jamall Robinson	6	0
Deron Powers	6	6
Brian Bernardi	3	1
Desure Buie	3	3
Rokas Gustys	2	1
Justin Wright-Foreman	1	1
Eli Pemberton	1	1

CAA Preseason Information: The Colonial Athletic Association announced its preseason poll and All-CAA teams on October 25 at the conference's annual media day. On the preseason All-CAA teams, junior Rokas Gustys was named to the preseason first team, while senior Brian Bernardi earned preseason honorable mention accolades. The preseason poll saw Hofstra picked sixth.

2016-17 CAA MEN'S BASKETBALL PRESEASON POLL

1. UNCW (37 first-place votes)	361
2. Towson (2 first-place votes)	278
3. William & Mary (1 first-place vote)	275
4. Charleston	267
5. James Madison	227
6. Hofstra	207
7. Northeastern	136
8. Elon	134
9. Drexel	63
10. Delaware	52

Inseason Awards

Eli Pemberton – CAA Rookie of the Week (11/14)
Rokas Gustys – Gulf Coast Showcase All-Tournament Team
Eli Pemberton – CAA Rookie of the Week (12/5)



LIKE US ON
FACEBOOK



FOLLOW US ON
TWITTER



WATCH US ON
YOUTUBE



SEE PHOTOS ON
INSTAGRAM

/HofstraPride
/HofstraMBB

@HofstraPride
@HofstraMBB

/GoHofstra

/hofstrapride
/hofstrambb

Hofstra in the Colonial Athletic Association Rankings-Team

Scoring Offense - Third
Scoring Margin - Fifth
FG Percentage - Fourth
3-PT FG Percentage - First
3-PT FG Made - Second
Scoring Defense - Ninth
FT Percentage - Second
FG Percentage Defense - Ninth
3-PT FG Percentage Defense - Ninth
Rebounding Margin - Third
Assists - Fifth
Turnover Margin - Eighth
Blocked Shots - Sixth
Steals - Ninth
Assist/Turnover Ratio - Fourth
Offensive Rebounds - Second
Defensive Rebounds - Fifth

Hofstra in the Colonial Athletic Association Rankings-Individual

Scoring

7. Pemberton
9. Bernardi
16. Powers

Field Goal Percentage

4. Pemberton

Free Throw Percentage

t-6. Bernardi
t-6. Pemberton
t-8. Greer
10. Powers

Rebounding

1. Gustys

Assists

6. Powers

Steals

None Ranked

3-Point FG Percentage

2. Pemberton
10. Bernardi

3-Point FG Made

2. Bernardi
4. Pemberton

Blocked Shots

8. Gustys
t-9. Sabety

Assist/Turnover Ratio

9. Powers

Offensive Rebounds

1. Gustys
t-9. Robinson
15. Greer

Defensive Rebounds

1. Gustys

Minutes Played

4. Bernardi
10. Pemberton

Pemberton And Agudio: With his 21 points versus Vermont, freshman Eli Pemberton became only the second player in the Pride's Colonial Athletic Association era (since 2001) to score in double figures in each of his first five games in a Hofstra uniform. Antoine Agudio opened up the 2004-05 campaign by scoring in double figures in his first seven games.

Double Figure Scoring

	Career	Season
Brian Bernardi (with Hofstra)	48	8
Rokas Gustys	33	4
Jamall Robinson	23	2
Eli Pemberton	8	8
Deron Powers (with Hofstra)	8	8
Justin Wright-Foreman	4	4
Ty Greer	6	6
Desure Buie	1	0

20-Point Games

	Career	Season
Brian Bernardi (with Hofstra)	15	2
Rokas Gustys	5	1
Eli Pemberton	4	4
Jamall Robinson	1	0

20-Rebound Games

	Career	Season
Rokas Gustys	8	2

30-Point Games

	Career	Season
None		

Double Figure Rebounds

	Career	Season
Rokas Gustys	40	7
Jamall Robinson	2	0
Andre Walker	2	0

Double-Doubles (points-rebounds)

	Career	Season
Rokas Gustys	26	3

Double-Doubles (points-assists)

	Career	Season
None		

Five-Assist Games

	Career	Season
Deron Powers (with Hofstra)	6	6
Jamall Robinson	1	0
Brian Bernardi	1	1
Eli Pemberton	1	1

Five-Steal Games

	Career	Season
Rokas Gustys	1	0

Five-Block Games

	Career	Season
Andre Walker	1	0
Rokas Gustys	1	0
Hunter Sabety	1	1

Five Three-Pointer Games

	Career	Season
Brian Bernardi (with Hofstra)	10	1
Eli Pemberton	1	1

Pemberton Proves His Worth: It was quite a debut by freshman Eli Pemberton against Coppin State on November 11. Pemberton tallied a team-high 20 points in the win. In the process, he became one of only nine players in Hofstra's CAA era (since 2001) to score 10 or more points in their freshmen debuts. Most since Agudio in 2004.

2016: Eli Pemberton 20 points vs. Coppin State

2013: Chris Jenkins: 17 points vs. Monmouth

2012: Jimmy Hall: 11 points vs. Monmouth

2010: Shemiye McLendon: 16 points vs. Farmingdale State

2009: Halil Kanacevic: 12 points vs. Kansas

2005: Greg Johnson: 12 points vs. Florida International

2004: Antoine Agudio: 20 points vs. Florida International

2003: Carlos Rivera: 10 points vs. Marist

2001: Kenny Adeleke: 10 points vs. Florida Atlantic



LIKE US ON
FACEBOOK



FOLLOW US ON
TWITTER



WATCH US ON
YOUTUBE



SEE PHOTOS ON
INSTAGRAM

/HofstraPride
/HofstraMBB

@HofstraPride
@HofstraMBB

/GoHofstra

/hofstrapride
/hofstrambb

Gustys Is Great: Check out the list of career double-doubles and also 20-rebound games by Hofstra's Rokas Gustys – arguably the best rebounder in the nation. Gustys ranked second nationally in 2015-16 with 13.0 rebounds per game and leads the nation with 14.0 per game this season.

Rokas Gustys Double-Doubles (26)

2014-15 (1)

11 points, 16 rebounds vs. Delaware

2015-16 (22)

13 points, 10 rebounds vs. Canisius

12 points, 16 rebounds vs. Molloy

15 points, 12 rebounds vs. Appalachian State

17 points, 10 rebounds vs. Sacred Heart

16 points, 10 rebounds at Charleston

19 points, 12 rebounds at Elon

15 points, 10 rebounds vs. Drexel

25 points, 20 rebounds vs. James Madison

23 points, 20 rebounds at Northeastern

18 points, 11 rebounds vs. William & Mary

23 points, 19 rebounds vs. Elon

11 points, 12 rebounds at Drexel

13 points, 18 rebounds at James Madison

25 points, 15 rebounds at William & Mary

18 points, 21 rebounds at Delaware

16 points, 12 rebounds vs. Towson

17 points, 16 assists vs. Northeastern

12 points, 21 rebounds at UNCW

13 points, 14 rebounds vs. Charleston

16 points, 11 rebounds vs. Drexel (CAA)

18 points, 23 rebounds vs. UNCW (CAA)

14 points, 13 rebounds at George Washington

2016-17 (3)

10 points, 23 rebounds vs. Coppin State

11 points, 12 rebounds vs. Bradley

10 points, 25 rebounds vs. South Dakota

Rokas Gustys 20-Rebound Games (8)

2015-16 (6)

20 rebounds vs. James Madison

20 rebounds at Northeastern

21 rebounds vs. UNCW

21 rebounds at Delaware

21 rebounds at UNCW

23 rebounds vs. UNCW (CAA)

2016-17 (2)

23 rebounds vs. Coppin State

25 rebounds vs. South Dakota

Most 20-Rebound Games Since Start Of 2010-11 Season (via College Basketball Reference)

Rk	Player	School	Count
1	Rokas Gustys	Hofstra	8
2	Kenneth Faried	Morehead State	6
3	Egidijus Mockevicius	Evansville	4

Starting Lineups – Game-by-Game (2)

Coppin State	Powers	Bernardi	Foreman	Robinson	Gustys
Sacred Heart	Powers	Bernardi	Pemberton	Greer	Gustys
Manhattan	Powers	Bernardi	Pemberton	Greer	Gustys
Bradley	Powers	Bernardi	Pemberton	Greer	Gustys
Vermont	Powers	Bernardi	Pemberton	Greer	Gustys
S. Dakota	Powers	Bernardi	Pemberton	Greer	Gustys
Medaille	Powers	Bernardi	Pemberton	Greer	Gustys
Columbia	Powers	Bernardi	Pemberton	Greer	Gustys
Fl. Atlantic	Powers	Bernardi	Pemberton	Greer	Gustys
St. Bona	Powers	Bernardi	Pemberton	Greer	Gustys
Kentucky					
Stony Brook					
Siena					
at UD					
W&M					
JMU					
at CofC					
at Elon					
at UNCW					
Towson					
Northeastern					
at Drexel					
Elon					
Delaware					
Drexel					
at Towson					
at NU					
Charleston					
UNCW					
at W&M					
at JMU					

WRHU Coaches Show: WRHU (88.7 FM), in conjunction with the Hofstra University Department of Athletics, airs a weekly coaches show every Tuesday night from 6-7 p.m. The show can be heard on WRHU.org, the WRHU mobile app and 88.7 FM.

GoHofstra.com: All Hofstra Men's Basketball releases, recaps, results, statistics, box score, schedules, as well as coach and player biographies can be found at GoHofstra.com. Game recaps and statistics are updated after each contest.

Pride Productions: All home Hofstra Men's Basketball games will have free live video streaming, with audio provided by WRHU (88.7 FM). You can also listen to every game via the Pride Productions portal as well. There will be additional coverage of all games via the Hofstra Pride Sports Network. To access the portal visit **GoHofstra.com/PrideProductions**. Live streaming video for road games will be available and the link will be posted on page one of the game notes. Links to CAA games video and audio can be found at **CAA.tv**.

W.B. Mason Coaches Show: Each week, the Hofstra University Department of Athletics host a weekly show with Coach Mihalich that is available for viewing on both GoHofstra.com and YouTube.com/GoHofstra by Wednesday afternoon. This weekly show offers fans a glimpse of the week that was and the week ahead for the Hofstra.

Live Statistics: Live Statistics for all home games can be accessed at **HofstraStats.com**. Links for road games can be found on the schedule page of GoHofstra.com. For any CAA games, visit **CAASTats.com**.



LIKE US ON
FACEBOOK



FOLLOW US ON
TWITTER



WATCH US ON
YOUTUBE



SEE PHOTOS ON
INSTAGRAM

/HofstraPride
/HofstraMBB

@HofstraPride
@HofstraMBB

/GoHofstra

/hofstrapride
/hofstrambb

Rankings - NCAA Men's Basketball RPI

Colonial Athletic Association teams (15-16 Final)

52. UNCW

57. Hofstra

72. William & Mary

106. James Madison

114. Northeastern

138. Charleston

156. Towson

162. Elon

251. Drexel

275. Delaware

100-Point Success: The win over Coppin State on December 10, 2014 marked the 19th time a Mihalich-coached team has scored at least 100 points. He is 17-2 in those games. Here's the list:

Mihalich 100-Point Games

1/18/99: Niagara 119, Marist 108

1/30/99: St. Peter's 106, Niagara 103

2/20/99: Niagara 103, Loyola 86

11/19/99: Niagara 105, Buffalo 103

1/7/01: Niagara 104, Siena 83

12/3/03: Niagara 109, Canisius 106

12/17/03: Niagara 107, St. Bonaventure 98

1/11/04: Niagara 105, Iona 87

3/6/04: Niagara 106, Iona 92

11/27/04: Niagara 102, St. John's 81

12/20/04: Niagara 111, St. Bonaventure 75

1/20/05: Niagara 102, Rider 97

2/16/05: Niagara 113, Canisius 101

2/26/05: Rider 113, Niagara 106

11/21/05: Niagara 101, St. Bonaventure 88

11/29/08: Niagara 103, Hartford 63

2/27/09: Niagara 100, Siena 85

11/14/11: Niagara 102, Central Connecticut 93

12/10/14: Hofstra 105, Coppin State 64

Openers: Hofstra is now 3-1 in season openers under Coach Mihalich. Hofstra is 9-7 in season openers since joining the Colonial Athletic Association in 2001-02. Hofstra is 46-35 all-time in season openers.

Family Coaching Tree: Hofstra Head Coach Joe Mihalich has spent his entire professional career in the coaching industry and his three sons have followed their father into the same profession.

Joe Mihalich Jr.

Assistant Men's Basketball Coach

University of Pennsylvania

Matt Mihalich

Director of Men's Basketball Operations

University of Hartford

Tony Mihalich

Assistant Men's and Women's Track & Field /

Cross Country Coach

Iona College

College Insider Mid-Major Top 25

		RECORD	POINTS
1.	Gonzaga (26)	8-0	770
2.	Saint Mary's (5)	6-0	748
3.	Valparaiso	7-1	696
4.	Wichita State	7-2	692
5.	UNCW	7-1	649
6.	Fort Wayne	7-2	566
7.	UT Arlington	6-3	530
8.	Chattanooga	6-2	502
9.	ETSU	7-1	474
10.	Monmouth	6-2	473
11.	Ohio	5-1	447
12.	Oakland	8-1	386
13.	Illinois State	4-2	368
14.	Belmont	3-3	338
15.	BYU	5-3	297
16.	Florida Gulf Coast	5-3	295
17.	Tennessee State	7-1	278
18.	New Mexico State	7-2	212
19.	Loyola (Chicago)	7-2	183
20.	UL Lafayette	6-2	138
21.	Arkansas State	7-2	129
22.	Akron	6-2	126
23.	Elon	6-2	105
24.	North Dakota State	6-3	83
25.	Utah Valley	5-2	77

OTHERS RECEIVING VOTES: Northern Iowa 65, Vermont 49, Princeton 39, South Alabama 36, Stephen F Austin 35, Eastern Michigan 33, Yale 31, UMBC 25, Central Michigan 22, **HOFSTRA 20**, San Francisco 18, Eastern Washington 17, Charleston 17, Little Rock 14, Iona 12, Texas A&M Corpus Christi 12, South Dakota 10, UC Irvine 10, UT Martin 10, Harvard 9, Winthrop 8, Lehigh 7, UNC Asheville 6, CSU Bakersfield 5, Grand Canyon 5, Albany 2, Siena 2, Buffalo 1, Bucknell 1, UMKC 1, UNC Greensboro 1.

Incredible Range: Senior Brian Bernardi is having a tremendous career from beyond the arc. In Hofstra's game at Columbia on November 29, 2016 he moved into second place all-time at Hofstra in three-pointers as he hit five in that contest.

1. Antoine Agudio (2004-08)	357
2. Brian Bernardi (2014-present)	207
3. Carlos Rivera (2003-07)	201
4. Norman Richardson (1997-01)	192
5. Rick Apodaca (1999-2003)	190
6. Charles Jenkins (2007-11)	180
7. Jason Hernandez (1998-01)	162
8. Tim Beckett (1995-99)	158
9. Frank Walker (1986-90)	157
10. Mike Moore (2010-12)	143

Six Pack: Hofstra placed six players in double figures against Bradley on November 21 as Deron Powers (19), Ty Greer (17), Brian Bernardi (15), Justin Wright-Foreman (12), Rokas Gustys (11) and Eli Pemberton (10) all reached double figures. It marked the first time Hofstra had done that since December 2, 2015 in an 84-80 road win over La Salle.



LIKE US ON
FACEBOOK



FOLLOW US ON
TWITTER



WATCH US ON
YOUTUBE



SEE PHOTOS ON
INSTAGRAM

/HofstraPride
/HofstraMBB

@HofstraPride
@HofstraMBB

/GoHofstra

/hofstrapride
/hofstrambb

Great Defense: Over the past three seasons, Hofstra is 32-2 in games in which they hold their opponent under 70 points. Last year the Pride was 13-1 in those games, while Hofstra was a 17-1 the season prior in that scenario. Hofstra is 2-0 in 2016-17 when holding its opponent below 60 points.

Opponent In The 50s: In back-to-back games, Hofstra held its opponents South Dakota on November 23 (57) and Medaille on November 25 (56) to below 60 points. It marks the first time the Pride has held at least two straight opponents below 60 points since December 31, 2014 – January 5, 2015 when Hofstra held Central Connecticut State (56), UNCW (56) and Delaware (58) below 60 points.

20-Win Seasons: With its 24 victories in 2015-16, Hofstra has won 20 games in back-to-back seasons for the first time since the 2005-06 (26) and 2006-07 (22) seasons. That is the program's 12th 20-win season in its NCAA Division I era.

NCAA Rankings: Hofstra ranks in the top 100 in the following categories.

Offensive Rebounds Per Game – 41st

Personal Fouls Per Game – 36th

Rebounding Margin – 82nd

Scoring Offense – 69th

Three-Point Field Goals Per Game – 46th

Three-Point Field Goal Percentage – 48th

Total Rebounds Per Game – 91st

Hofstra individuals in top 100

Defensive Rebounds Per Game – Rokas Gustys – 4th

Double-Doubles – Rokas Gustys – 39th

Offensive Rebounds Per Game – Rokas Gustys – 9th

Rebounds Per Game – Rokas Gustys – 1st

Charleston Classic: The Hofstra Men's Basketball team is excited to announce it will take part in the 2017 Gildan Charleston Classic. "We are thrilled to take part in next season's Charleston Classic," commented Hofstra University Head Men's Basketball Coach Joe Mihalich. "This tournament is one of the elite early season tournaments in college basketball and we are honored to participate. The Charleston Classic presents our program and University and incredible opportunity to face a strong field in a nationally-televised environment." The tournament will take place from November 16-19, 2017 at TD Arena in Charleston, South Carolina. The location will be a familiar one for Hofstra as it is the home arena of the College of Charleston, one of the Pride's Colonial Athletic Association rivals. The field will include Auburn, Clemson, Dayton, Hofstra, Indiana State, Old Dominion, Ohio and Temple. This family-friendly tournament offers the teams a week of practice, play and experiences in and around historic Charleston. Additional information, including travel packages, can be found on the Charleston Classic site at www.charlestonclassic.com. The Gildan Charleston Classic is one of 11 college basketball events that is owned and operated by ESPN Events, a division of ESPN. Hofstra last competed in the Charleston Classic in 2008-09 and went 2-1 in the tournament with wins over Western Michigan and East Tennessee State and a loss to Clemson.

Last Ranked Opponent: Hofstra's last game against a ranked opponent was versus Kentucky's arch-rival, Louisville, on November 12, 2013. The Cardinals were #3 in the nation at the time.

Ranked Opponents: Kentucky will mark Hofstra's ninth game against a ranked opponent in the Pride's Colonial Athletic Association era (since 2001).

We Remember You: One of the most anticipated games in Hofstra Men's Basketball history will come to fruition in 2017 as Hofstra University will take on former Head Coach Jay Wright and the Villanova University Wildcats at the Nassau Veterans Memorial Coliseum Presented by New York Community Bank on Friday, December 22, 2017. The game was announced on November 21. Over the course of his seven seasons at Hofstra, Wright steadily built the Pride into a force in the North Atlantic/America East Conference. During his final three seasons Hofstra was 72-22 (.766) with a pair of America East titles to its credit. The Pride appeared in the postseason in each of those campaigns, including the NCAA Tournament in 2000 and 2001. In seven seasons at the helm of the Pride, Wright compiled a 122-85 (.589) mark. Brooklyn Sports & Entertainment (BSE) develops and operates state-of-the-art venues and manages premier sports franchises, delivering dynamic content and experiences for audiences. BSE oversees programming, marketing, sales, and operations for Barclays Center and Nassau Veterans Memorial Coliseum Presented by New York Community Bank, and manages and controls the NBA's Brooklyn Nets and its Development League team, the Long Island Nets, as well as the business operations of the NHL's New York Islanders. The New Coliseum Presented by New York Community Bank, scheduled to reopen April 5, 2017 after extensive renovation, will offer 13,000 seats for hockey, 13,500 for basketball, and 14,500 for standard concert configurations, with the ability to flex up. The bowl will have a theater seating option for 4,000 guests.

Student-Athlete: Junior Hunter Sabety truly defines the term student-athlete as the transfer from Tufts will graduate this December with a degree in psychology. He entered the fall semester with a 3.44 grade point average and be working towards an MBA in management beginning in January.

NATION'S BEST REBOUNDERS (as of 12/7)

Rank	Player	G	REB	RPG
1	ROKAS GUSTYS, HOFSTRA	10	135	13.5
2	Tacko Fall, UCF	7	90	12.9
3	Steve Taylor Jr., Toledo	8	98	12.3
4	Wyatt Walker, Samford	8	96	12.0
5	Michael Kessens, FIU	8	95	11.9
5	Amadou Sidibe, Fairfield	8	95	11.9
7	Aubrey Williams, Kennesaw St.	9	106	11.8
8	Josh Hawkinson, Washington St.	8	93	11.6
8	James Thompson IV, Eastern Mich.	8	93	11.6
10	Sebastian Saiz, Ole Miss	8	92	11.5
10	Bryce Washington, UL Lafayette	8	92	11.5



LIKE US ON
FACEBOOK



FOLLOW US ON
TWITTER



WATCH US ON
YOUTUBE



SEE PHOTOS ON
INSTAGRAM

/HofstraPride
/HofstraMBB

@HofstraPride
@HofstraMBB

/GoHofstra

/hofstrapride
/hofstrambb

Historic Effort: In Hofstra's win over South Dakota on November 23, junior Rokas Gustys tallied a career-best 25 rebounds to carry the Pride to the victory. To put that total in perspective check out some notes where that stands.

- Single-game high in NCAA Division I men's basketball in 2016-17 (was tied for first previously with his 23 vs. Coppin State)
- Gulf Coast Showcase single-game record (also holds tournament record with 48). Previous single-game record was 16 by Aaron Valdes of Hawaii. Previous tournament record was 37 by Joel Bolomboy of Weber State in 2015.
- Is seventh-most in a single-game in Hofstra Basketball history. Most since John Irving had games of 28 (vs. LIU) and 27 (vs. Bucknell) during the 1975-76 season.

Career Rebounds For Gustys: With his tremendous start to the 2016-17 season in the rebounding category, junior Rokas Gustys is making his way up the career rebounding chart. Gustys' 730 career rebounds currently ranks 13th in program history. He is 16 shy of Ed Moor, who had 746 rebounds from 1951-53.

1K For Bernardi: Senior Brian Bernardi reached a career milestone in the Pride's win over South Dakota. Bernardi tallied 15 points in the game to move past 1,000 for his career (SMU + Hofstra). He now has 1,064 career points and 954 as a member of the Pride. He is 46 points shy of becoming the 34th member of the 1,000-Points Club at Hofstra.

Second Half Spark: Sophomore Justin Wright-Foreman is making a regular habit of strong second halves this season. Wright-Foreman is averaging 8.8 points per game this season, but 6.9 of those points have occurred in the second half of games. He ranks sixth overall in scoring this year and third in scoring in the second half.

Wright-Foreman Double Figures In Second Half

vs. Manhattan	17 points (zero points in first half)
vs. Vermont	14 points (two points in first half)
vs. Medaille	13 points (five points in first half)

Block Party: Hofstra had 11 blocked shots, led by five from junior Hunter Sabety, in the win over Medaille. It marked the most since also having 11 versus Towson on January 6, 2010.

CRUNCH-TIME FREE THROWS - Last FIVE MINUTES

Brian Bernardi	9-10 (90%)
Eli Pemberton	12-14 (86%)
Ty Greer	4-5 (80%)
Deron Powers	15-20 (75%)
Hunter Sabety	3-4 (75%)
Justin Wright-Foreman	3-4 (75%)
Rokas Gustys	0-2 (0%)

TOTAL 46-59 (78%)

CRUNCH-TIME FREE THROWS - Last MINUTE/OVERTIME

Ty Greer	2-2 (100%)
Eli Pemberton	7-8 (88%)
Brian Bernardi	3-4 (75%)
Deron Powers	7-10 (70%)
Rokas Gustys	0-2 (0%)

TOTAL 19-26 (73%)

Birthday Boy: Junior Deron Powers had quite the game as he celebrated his birthday on November 21. Powers scored a team-high 19 points and had a game-high five assists, while scoring the game-winning basket with .5 seconds left on a driving layup. The game also happened to be the 100th of his collegiate career. In addition, the last second shot marked Hofstra's first last second victory since Charles Jenkins' 35-footer to beat William & Mary, 81-78, on February 15, 2011.

Defense Wins Games: With its win over Medaille, Hofstra improved to 17-1 under Joe Mihalich when allowing fewer than 60 points in a game. The 56 points allowed are tied for the fifth-fewest surrendered by a Mihalich-coached team at Hofstra.

- vs. Charleston 2/25/15: 73-40 W
- vs. Appalachian State 12/7/14: 68-51 W
- vs. UNCW 2/8/14: 61-52 W
- vs. Florida Atlantic 12/22/15: 68-54 W
- vs. Jackson State 11/28/14: 86-56 W
- vs. Central Connecticut State 12/31/14: 84-56 W
- vs. UNCW 1/3/15: 68-56 W
- vs. Medaille 11/25/16: 89-56 W

Hofstra Freshman Scoring Leaders: Freshman Eli Pemberton is having a stellar start to his Hofstra career. His 153 points already ranks 11th in the program's Colonial Athletic Association (since 2001) era for freshmen.

- 1.) Antoine Agudio, 452 (2004-05)
- 2.) Charles Jenkins, 436 (2007-08)
- 3.) Kenny Adeleke, 433 (2001-02)
- 4.) Loren Stokes, 374 (2003-04)
- 5.) Chaz Williams, 325 (2009-10)
- 6.) Jamall Robinson, 312 (2013-14)
- 7.) Halil Kanacevic, 294 (2009-10)
- 8.) Carlos Rivera, 226 (2003-04)
- 9.) Nathaniel Lester, 189 (2007-08)
- 10.) Shemiye McLendon, 178 (2010-11)
- t-11.) ELI PEMBERTON, 153 (2016-17)
- t-11.) Wendell Gibson, 153 (2001-02)

Good Works Team: Hofstra junior Rokas Gustys has been nominated for the 2017 Allstate National Association of Basketball Coaches Good Works Team, it was announced on November 30. This esteemed award honors an outstanding group of student-athletes who represent the sport's finest in the areas of community service and leadership among their peers. The Allstate NABC and WBCA Good Works Teams® recognizes players at all levels of college basketball whose charitable involvement and altruistic acts stand out amongst all other student-athletes participating in the sport.

Buie To Miss Rest Of Season: Head Coach Joe Mihalich announced on December 4 that sophomore Desure Buie will miss the remainder of the season with a torn anterior cruciate ligament and meniscus in his left leg. He suffered the injury in the Pride's game at Columbia on November 29.



LIKE US ON
FACEBOOK



FOLLOW US ON
TWITTER



WATCH US ON
YOUTUBE



SEE PHOTOS ON
INSTAGRAM

/HofstraPride
/HofstraMBB

@HofstraPride
@HofstraMBB

/GoHofstra

/hofstrapride
/hofstrambb

Hofstra At The Barclays Center: Hofstra's game against Kentucky will mark the program's third all-time appearance at the Barclays Center.

December 22, 2012

Tulane 83, Hofstra 62

December 28, 2014

Hofstra 88, LIU Brooklyn 62

In the Pride's win over LIU Brooklyn, Juan'ya Green tallied the program's first triple-double with 15 points, 10 rebounds and 10 assists against the Blackbirds. It was the first-ever triple double in the history of the Barclays Center (pro or college), which opened in 2012.

There have now been four triple-doubles by NBA players at the Barclays Center, none by the Brooklyn Nets.

Player	Date	Tm	TRB	AST	PTS
Giannis Antetokounmpo	2016-03-13	MIL	11	14	28
Chris Paul	2016-11-29	LAC	10	13	26
DeMarcus Cousins	2016-02-05	SAC	10	10	24
Evan Turner	2015-03-23	BOS	10	12	19

NCAA ACTIVE CAREER REBOUNTING LEADERS (as of 12/7)

Rank	Player	GM	Reb*
1	Tim Kempton , Lehigh	99	837
2	Josh Hawkinson , Washington St.	96	793
3	<u>Alec Peters</u> , Valparaiso	113	777
4	Brett Bisping , Siena	112	775
5	Denzell Taylor , Old Dominion	117	770
6	Kennedy Meeks , North Carolina	113	766
7	Ryan Taylor , Marshall	103	764
8	Wesley Gordon , Colorado	107	755
9	Tim Williams , New Mexico	103	748
10	Antonio Campbell , Ohio	105	742
11	ROKAS GUSTYS , HOFSTRA	71	730

Debate Capital: Hofstra University hosted the first 2016 presidential debate at 9 p.m. on September 26, 2016, between Hillary Clinton and Donald Trump. Hofstra hosted presidential debates in 2008 between then-Senator Barack Obama and Senator John McCain and in 2012 between President Obama and Gov. Mitt Romney. It is the only university to ever host three consecutive presidential debates.

October 15, 2008

John McCain and Barack Obama

October 16, 2012

Barack Obama and Mitt Romney

September 26, 2016

Hillary Clinton and Donald J. Trump

What A Start: How good of a first 10 games has it been for Hofstra freshman Eli Pemberton? Through ten games he has scored 153 points. That total is more than the two all-time leading scorers in program history scored in their first 10 games.

Eli Pemberton – 153 points

Antoine Agudio – 150 points (2004)

Charles Jenkins – 133 points (2007)

Jenkins went on to score 2,513 career points as a member of the Pride to rank first in program history, while Agudio ranks second all-time with 2,276 career points.



LIKE US ON
FACEBOOK



FOLLOW US ON
TWITTER



WATCH US ON
YOUTUBE



SEE PHOTOS ON
INSTAGRAM

/HofstraPride
/HofstraMBB

@HofstraPride
@HofstraMBB

/GoHofstra

/hofstrapride
/hofstrambb

Coach Mihalich All-Time vs. Opponents

(325-254 / 19 seasons --- 60-51 at Hofstra / Four Seasons)

Mihalich Milestone Wins

#1 – Niagara 85, Buffalo 63 – November 13, 1998 (home)

#100 – Niagara 69, Loyola 62 – February 19, 2004 (home)

#200 – Niagara 83, Fairfield 76 – February 14, 2009 (away)

#300 – Hofstra 84, La Salle 80 – December 2, 2015 (away)

#50 – Hofstra 65, Northeastern 60 – February 21, 2016 (home)

(50th at Hofstra)

Air Force	0-1
Akron	1-5
Albany	2-1
American	2-0
Appalachian State	5-0
Auburn	0-1
Austin Peay	0-1
Belmont	0-1
Binghamton	1-1
Bowling Green	1-0
Bradley	1-0
Brown	0-1
Buffalo	6-9
Bucknell	2-3
Canisius	25-9
Central Conn. State	5-2
Central Michigan	3-1
Charleston	4-2
Chattanooga	0-1
Columbia	1-1
Coppin State	3-0
Colgate	1-1
Delaware	4-4
Detroit Mercy	0-1
Drexel	8-5
Duquesne	1-1
Elon	4-0
Fairfield	19-13
Fairleigh Dickinson	1-1
Florida Atlantic	2-0
Florida A&M	2-0
Florida State	1-0
George Mason	0-2
George Washington	0-2
Georgia Tech	0-1
Hartford	4-0
Holy Cross	1-0
Howard	1-0
Illinois State	2-0
Indiana State	0-1
Iona	18-19
Jackson State	1-0
Jacksonville	2-0
James Madison	2-5
Kansas	0-1
La Salle	2-2
Liberty	1-1
Long Island Brooklyn	2-0
Louisville	0-1
Loyola	4-7
Manhattan	19-15
Marist	21-13
Massachusetts	0-1
Marshall	0-2
Maryland-Baltimore County	0-1
Maryland	0-1

Medaille	1-0
Missouri	0-1
Maryland-Eastern Shore	1-1
Mercer	0-1
Molloy	1-0
Monmouth	1-1
Morgan State	1-0
Mount St. Mary's	2-0
Murray State	1-0
Nebraska	0-1
NJIT	1-0
New Mexico State	0-1
Norfolk State	2-0
North Carolina State	0-1
Northeastern	2-4
Northwestern State	1-0
Notre Dame	0-2
Ohio	0-1
Oklahoma	0-1
Oregon State	0-1
Providence	0-1
Quinnipiac	0-2
Radford	0-1
Richmond	0-1
Rider	16-17
Rhode Island	0-1
Sacred Heart	1-2
St. Bonaventure	9-7
St. Francis (Pa.)	8-6
St. John's	2-8
Saint Peter's	23-8
Sam Houston St.	1-0
Santa Clara	1-0
Siena	18-19
South Carolina	0-1
South Dakota	1-0
South Dakota St.	0-1
South Florida	1-1
SMU	0-1
Stony Brook	1-1
Syracuse	0-1
Texas	0-1
Texas-Pan American	0-1
Troy	1-1
Towson	4-4
Tulane	0-1
UMBC	1-0
UNCW	5-3
Valparaiso	0-2
Vermont	1-3
Villanova	0-1
Wagner	1-0
William & Mary	4-4
Wisconsin-Milwaukee	1-1
Winthrop	1-0
Yale	2-0
Youngstown State	3-0



LIKE US ON
FACEBOOK



FOLLOW US ON
TWITTER



WATCH US ON
YOUTUBE



SEE PHOTOS ON
INSTAGRAM

/HofstraPride
/HofstraMBB

@HofstraPride
@HofstraMBB

/GoHofstra

/hofstrapride
/hofstrambb

IN 2016-17, HOFSTRA IS...

6-4 overall

0-0 vs. the Colonial Athletic Association

1-0 vs. the Mid-Eastern Athletic Conference
0-1 vs. the Northeast Conference
0-1 vs. the Metro Atlantic Athletic Conference
1-0 vs. the Missouri Valley Conference
0-1 vs. the America East Conference
1-0 vs. the Summit League
1-0 vs. the Allegheny Mountain Collegiate Conference
1-0 vs. the Ivy League
1-0 vs. Conference USA
0-1 vs. the Atlantic 10 Conference

3-1 in games decided by 5 points or less

1-0 on Mondays
1-3 on Tuesdays
1-0 on Wednesdays
0-0 on Thursdays
2-1 on Fridays
1-0 on Saturdays
0-0 on Sundays
5-3 when playing night games
1-0 when playing afternoon games

0-0 when scoring less than 60 points
1-1 when scoring 60-69 points
1-2 when scoring 70-79 points
3-1 when scoring 80-89 points
1-0 when scoring 90-99 points
0-0 when scoring 100+ points
2-0 when opponents score less than 60 points
0-0 when opponents score 60-69 points
1-0 when opponents score 70-79 points
2-3 when opponents score 80-89 points
1-1 when opponents score 90-99 points
0-0 when opponents score 100+ points

2-1 when shooting 50% or better from the field
0-0 when shooting between 45-50% from the field
4-1 when shooting between 40-45% from the field
0-2 when shooting less than 40% from the field
2-2 when opponents shoot 50% or better from the field
1-1 when opponents shoot between 45-50%
1-1 when opponents shoot between 40-45%
2-0 when opponents shoot less than 40% from the field

1-1 when shooting 50% or better on threes
3-0 when shooting 40-50% on threes
2-0 when shooting 30-39% on threes
0-3 when shooting less than 30% on threes
1-2 when opponents shoot 50% or better on threes
2-0 when opponents shoot 40-50% on threes
1-2 when opponents shoot 30-39% on threes
2-0 when opponents shoot less than 30% on threes

5-1 when making 10 or more three-pointers
1-2 when making 5-9 three-pointers
0-1 when making 0-4 three-pointers
3-1 when opponents make 10 or more three-pointers
2-3 when opponents make 5-9 three-pointers
1-0 when opponents make 0-4 three-pointers

6-3 when shooting more free throws than opponent
0-1 when opponent shoots more free throws
0-0 when free throws are even

4-1 when wearing white uniforms
0-3 when wearing blue uniforms
1-0 when wearing gold uniforms

2-2 when having fewer turnovers than opponent
4-0 when opponent has fewer turnovers
0-2 when turnovers are even

6-1 when out-rebounding opponent
0-3 when opponent out-rebounds Hofstra
0-0 when rebounds are even

3-1 with 15+ assists
3-2 with 10-14 assists
0-1 with less than 10 assists
0-0 with 10 or more steals
5-2 with 5-9 steals
1-2 with less than five steals

3-1 when winning the opening tip
3-3 when opponent wins opening tip
2-2 when scoring first
4-2 when opponent scores first
4-1 when leading at halftime
2-3 when trailing at halftime
0-0 when tied at halftime
5-1 when leading with 2:00 to play in regulation
1-3 when trailing with 2:00 to play
0-0 when tied with 2:00 to play

0-0 when playing on a broadcast television outlet
6-4 when not on a broadcast television outlet

1-0 when six players score in double figures
2-1 when five players score in double figures
1-0 when four players score in double figures
2-3 when three players score in double figures
0-0 when two players score in double figures
0-0 when one player scores in double figures

4-4 when Eli Pemberton scores in double figures
6-2 when Deron Powers scores in double figures
3-1 when Rokas Gustys scores in double figures
5-3 when Brian Bernardi scores in double figures
4-2 when Ty Greer scores in double figures
2-2 when Justin Wright-Foreman scores in double figures
2-0 when Jamall Robinson scores in double figures

2-2* when Eli Pemberton leads Hofstra in scoring
1-1* when Justin Wright-Foreman leads Hofstra in scoring
2-0* when Deron Powers leads Hofstra in scoring
1-0* when Brian Bernardi leads Hofstra in scoring
0-1* when Rokas Gustys leads Hofstra in scoring

5-4* when Rokas Gustys leads Hofstra in rebounding
1-0* when Ty Greer leads Hofstra in rebounding

5-1* when Deron Powers leads Hofstra in assists
1-2* when Desure Buie leads Hofstra in assists
0-1* when Justin Wright-Foreman leads Hofstra in assists
0-1* when Brian Bernardi leads Hofstra in assists
1-0* when Rokas Gustys leads Hofstra in assists
1-0* when Eli Pemberton leads Hofstra in assists

1-0* when Jamall Robinson leads Hofstra in steals
2-2* when Rokas Gustys leads Hofstra in steals
1-2* when Deron Powers leads Hofstra in steals
0-1* when Desure Buie leads Hofstra in steals
0-1* when Eli Pemberton leads Hofstra in steals
2-0* when Ty Greer leads Hofstra in steals
1-0* when Hunter Sabety leads Hofstra in steals
1-0* when Justin Wright-Foreman leads Hofstra in steals

3-1* when Rokas Gustys leads Hofstra in blocked shots
2-1* when Ty Greer leads Hofstra in blocked shots
3-3* when Hunter Sabety leads Hofstra in blocked shots
1-0* when Eli Pemberton leads Hofstra in blocked shots
1-0* when Brian Bernardi leads Hofstra in blocked shots
0-1* when Jamall Robinson leads Hofstra in blocked shots

* = led or tied for team lead



LIKE US ON
FACEBOOK



FOLLOW US ON
TWITTER



WATCH US ON
YOUTUBE



SEE PHOTOS ON
INSTAGRAM

/HofstraPride
/HofstraMBB

@HofstraPride
@HofstraMBB

/GoHofstra

/hofstrapride
/hofstrambb

The Last Time It Happened...

TEAM-GAME

Hofstra scored 90 points or more	2016-17: 92 vs. Bradley, 11/21/16 (92-90)
Hofstra scored 100 points or more	2014-15: 105 at Coppin State, 12/10/14 (105-64)
Opponent scored 90 points or more	2016-17: 90 by Bradley, 11/21/16 (92-90)
Opponent scored 100 points or more	2014-15: 100 by William & Mary, 1/28/15 (100-79)
Held an opponent to less than 50 points	2014-15: 40 vs. Charleston, 2/25/15 (73-40)
Held an opponent to less than 40 points	2009-10: 39 vs. Manhattan, 12/9/09 (44-39)
Hofstra was held below 50 points	2013-14: 49 at Charleston, 2/1/14 (67-49)
Hofstra was held below 40 points	1998-99: 37 vs. Drexel, 2/28/99 (55-37) - America East Tournament
50 percent from the field	2016-17: .585 at Columbia, 11/29/16 (31-53)
60 percent from the field	2014-15: .630 at Drexel, 2/15/15 (34-54)
90 percent or better from the foul line	2010-11: 100.0 vs. Delaware, 2/26/11 (15-15)
100 percent from the foul line	2012-13: 100.0 at Towson, 3/2/13 (9-9)
20-point win	2015-16: 91-63 (28) vs. William & Mary, 1/24/16
30-point win	2016-17: 89-56 (33) vs. Medaille, 11/25/16
40-point win	2014-15: 105-64 (41) at Coppin State, 12/10/14
20-point loss	2013-14: 100-79 (21) at William & Mary, 1/28/15
30-point loss	2011-12: 85-50 (35) vs. Georgia State, 3/2/12
40-point loss	2010-11: 107-63 (44) vs. North Carolina, 11/18/10
Overtime win	2010-11: 81-78 vs. William & Mary, 2/15/11
Double-overtime win	2012-13: 103-100 vs. Marshall, 11/18/12
Triple-overtime win	2015-16: 96-92 at Northeastern, 1/21/16
Overtime loss	2015-16: 80-73 vs. UNCW, 3/7/16
Double-overtime loss	2014-15: 92-91 vs. William & Mary, 3/8/15
Win on Last-Second Shot	2016-17: 92-90 vs. Bradley, 11/21/16 (Deron Powers driving lay-up)
Loss on Last-Second Shot	2014-15: 92-91 (2OT) vs. William & Mary, 3/8/15 (Daniel Dixon three-pointer)
5-game winning streak	2015-16: 8 games (2/11/16 – 3/6/16)
10-game winning streak	2000-01: 18 games (1/7/01 - 3/10/01)
5-game losing streak	2013-14: 5 games (2/10/14 - 2/26/14)
10-game losing streak	1993-94: 10 games (12/12/93 - 1/22/94)
Win Over Ranked Team	2005-06: 77-66 vs. No. 25 George Mason, 2/23/06
Game Against A Ranked Team	2013-14: 97-69 at No. 3 Louisville, 11/12/13

INDIVIDUAL-GAME

Hofstra player with 25-29 points	26 by Juan'ya Green at George Washington, 3/16/16
Hofstra player with 30-34 points	30 by Juan'ya Green vs. William & Mary, 1/24/16
Hofstra player with 35-39 points	37 by Zeke Upshaw at Richmond, 11/19/13
Hofstra player with 40 or more points	40 by Charles Jenkins at Binghamton, 12/8/10 - OT (38 in regulation)
Hofstra player with 40 or more points (regulation)	40 by Craig "Speedy" Claxton at Maine, 1/21/00
Opponent with 25-29 points	27 by Luke Petrusek (Columbia), 11/29/16
Opponent with 30-34 points	31 by Jaylen Adams (St. Bonaventure), 12/6/16
Opponent with 35-39 points	38 by Frank Eaves (Appalachian State), 12/6/15
Opponent with 40 or more points	42 by Eddie Benton (Vermont), 12/8/95
Two players with 20 points or more	23/22 by Eli Pemberton/Brian Bernardi at Sacred Heart, 11/15/16
Two players with 25 points or more	28/25 by Charles Jenkins/Mike Moore vs. William & Mary, 2/15/11 – OT
Three players with 20 points or more	23/23/22 by Juan'ya Green/Rokas Gustys/Denton Koon at Northeastern, 1/21/16
Five players in double figures	81-75 loss to St. Bonaventure, 12/6/16 – Gustys, Pemberton, Bernardi, Greer and Powers
Six players in double figures	92-90 win over Bradley, 11/21/16 – Powers, Greer, Bernardi, Wright-Foreman, Gustys and Pemberton
Two players with 10 or more rebounds	15/10 by Rokas Gustys/Eli Pemberton at Florida Atlantic, 12/3/16
Three players with 10 or more rebounds	18/13/10 by Gustys/Koon/Tanksley at James Madison, 2/7/16
15-19 rebounds	15 by Rokas Gustys at Florida Atlantic, 12/3/16
20 rebounds	20 by Rokas Gustys at Northeastern, 1/21/16
More than 20 rebounds	25 by Rokas Gustys vs. South Dakota, 11/23/16
20 points and 20 rebounds	23/20 by Rokas Gustys at Northeastern, 1/21/16
Double-double (points/rebounds)	22/10 by Eli Pemberton at Florida Atlantic, 12/3/16
Double-double (points/assists)	26/10 by Juan'ya Green at George Washington, 3/16/16
Two players with double-doubles	14 pts/13 rebs by Rokas Gustys and 26 pts/10 assts by Juan'ya Green at George Washington, 3/16/16
Three players with double-doubles	13 pts/18 rebs by Rokas Gustys, 19 pts/13 rebs by Denton Koon and 19 pts/10 rebs by Ameen Tanksley, 2/7/16
Triple-double	15 points/10 rebounds/10 assists by Juan'ya Green vs. LIU Brooklyn, 12/28/14
100 percent from the field (min. 5 made)	8-8 by Rokas Gustys vs. Towson, 2/18/16
100 percent from foul line (min. 10 made)	10-10 by Juan'ya Green at St. Bonaventure, 11/28/15
100 percent from three-point line (min. 3 made)	3-3 by Brian Bernardi vs. Charleston, 2/27/16
100 percent from three-point line (min. 5 made)	5-5 by Eli Pemberton at Sacred Heart, 11/15/16
Seven or more three-pointers	8 by Brian Bernardi vs. Canisius, 11/13/15 (school record)
Five or more three-pointers	5 by Brian Bernardi at Columbia, 11/29/16
Two players with five or more three-pointers	5/5 by Ameen Tanksley/Brian Bernardi at Elon, 1/10/15
Ten assists exactly	10 by Juan'ya Green at George Washington, 3/16/16
More than 10 assists	12 by Juan'ya Green at Delaware, 2/13/16
Five steals or more	5 by Ameen Tanksley vs. Elon, 2/7/15
Five blocks or more	5 by Hunter Sabety vs. Medaille, 11/25/16



LIKE US ON
FACEBOOK

/HofstraPride
/HofstraMBB



FOLLOW US ON
TWITTER

@HofstraPride
@HofstraMBB



WATCH US ON
YOUTUBE

/GoHofstra



SEE PHOTOS ON
INSTAGRAM

/hofstrapride
/hofstrambb

HOFSTRA INDIVIDUAL SEASON/CAREER HIGHS

#0 TY GREER

*****PLAYER NOTES:**

Career/Season Highs

PTS: 17 vs. Bradley, 11/21/16
REBS: 8, three times, most recently vs. St. Bonaventure, 12/6/16
ASTS: 4, twice, most recently vs. St. Bonaventure, 12/6/16
FGM: 6, twice, most recently at Columbia, 11/29/16
FGA: 11 vs. Medaille, 11/25/16
3FGM: 3 at Florida Atlantic, 12/3/16
3FGA: 5 at Florida Atlantic, 12/3/16
FTM: 8 vs. Bradley, 11/21/16
FTA: 8 vs. Bradley, 11/21/16
OR: 6 vs. Bradley, 11/21/16
DR: 6, twice, most recently vs. St. Bonaventure, 12/6/16
TO: 4 vs. St. Bonaventure, 12/6/16
ST: 3 at Florida Atlantic, 12/3/16
BS: 1, several times, most recently vs. St. Bonaventure, 12/6/16
MIN: 27 vs. Medaille, 11/25/16

#2 DERON POWERS

*****PLAYER NOTES:**

Career

PTS: 29 at Missouri State, 11/24/13
REBS: 8 at Savannah State, 1/25/14
ASTS: 12 vs. Delaware State, 2/11/13
FGM: 10 at Missouri State, 11/24/13
FGA: 16 vs. Northern Kentucky, 12/20/12
3FGM: 5 vs. Maryland Eastern Shore, 3/12/15
3FGA: 8 at Howard, 2/28/15
FTM: 12 vs. Morgan State, 1/19/13
FTA: 13 vs. Morgan State, 1/19/13
OR: 4, last vs. Northern Arizona, 12/21/14
DR: 7 vs. American, 12/18/12
TO: 8, last at Morgan State, 2/3/13
ST: 7 vs. Howard, 12/1/12
BS: 1, last vs. Howard, 2/9/15
MIN: 49 vs. Delaware State, 2/11/13

Season Highs

19 vs. Bradley, 11/21/16
4 vs. Coppin State, 11/11/16
8, twice, most recently at Florida Atlantic, 12/3/16
7 at Florida Atlantic, 12/3/16
15 at Florida Atlantic, 12/3/16
3 vs. Coppin State, 11/11/16
6 vs. Coppin State, 11/11/16
9 vs. Bradley, 11/21/16
10 vs. Bradley, 11/21/16
2 vs. Coppin State, 11/11/16
2, several times, most recently vs. St. Bonaventure, 12/6/16
6, twice, most recently at Columbia, 11/29/16
3 at Florida Atlantic, 12/3/16
None
38 at Florida Atlantic, 12/3/16



LIKE US ON
FACEBOOK



FOLLOW US ON
TWITTER



WATCH US ON
YOUTUBE



SEE PHOTOS ON
INSTAGRAM

/HofstraPride
/HofstraMBB

@HofstraPride
@HofstraMBB

/GoHofstra

/hofstrapride
/hofstrambb

#3 JUSTIN WRIGHT-FOREMAN

***PLAYER NOTES:

Career

PTS: 18 vs. Medaille, 11/25/16
REBS: 6 at Sacred Heart, 11/15/16
ASTS: 4 at Sacred Heart, 11/15/16
FGM: 8 vs. Medaille, 11/25/16
FGA: 14 at Manhattan, 11/18/16
3FGM: 2, twice, most recently vs. Medaille, 11/25/16
3FGA: 5 vs. Coppin State, 11/11/16
FTM: 6 vs. Vermont, 11/22/16
FTA: 7 vs. Vermont, 11/22/16
OR: 2, twice, most recently vs. Vermont, 11/22/16
DR: 5 at Sacred Heart, 11/15/16
TO: 4 at Manhattan, 11/18/16
ST: 1, several times, most recently vs. South Dakota, 11/23/16
BS: 1, last at George Washington, 3/16/16
MIN: 26, twice, most recently vs. Medaille, 11/25/16

Season Highs

Same
Same
Same
Same
Same
Same
Same
Same
Same
Same
Same
Same
Same
None
Same

#4 DESURE BUIE

***PLAYER NOTES: Will miss the remainder of the season with a torn anterior cruciate ligament and meniscus – injury occurred in game at Columbia on November 29.

Career

PTS: 10 at La Salle, 12/2/15
REBS: 5 vs. Medaille, 11/25/16
ASTS: 5 at William & Mary, 2/11/16
FGM: 4, last vs. Charleston, 2/27/16
FGA: 8 at Sacred Heart, 11/15/16
3FGM: 2 vs. James Madison, 1/16/16
3FGA: 4 vs. Molloy, 11/16/15
FTM: 4 vs. UNCW, 2/4/16
FTA: 4, several times, most recently at Sacred Heart, 11/15/16
OR: 2 at Northeastern, 1/21/16
DR: 5 vs. Medaille, 11/25/16
TO: 4 at George Washington, 3/16/16
ST: 4 vs. Northeastern, 2/21/16
BS: 1, last at Delaware, 2/13/16
MIN: 29 at Sacred Heart, 11/15/16

Season Highs

8 at Sacred Heart, 11/15/16
Same
4 at Sacred Heart, 11/15/16
2, twice, most recently at Sacred Heart, 11/15/16
Same
1, three times, most recently vs. Medaille, 11/25/16
2, three times, most recently at Manhattan, 11/18/16
3 at Sacred Heart, 11/15/16
4 at Sacred Heart, 11/15/16
1, twice, most recently vs. Vermont, 11/22/16
Same
2, twice, most recently vs. Medaille, 11/25/16
2 at Sacred Heart, 11/15/16
None
Same



LIKE US ON
FACEBOOK



FOLLOW US ON
TWITTER



WATCH US ON
YOUTUBE



SEE PHOTOS ON
INSTAGRAM

/HofstraPride
/HofstraMBB

@HofstraPride
@HofstraMBB

/GoHofstra

/hofstrapride
/hofstrambb

#5 ELI PEMBERTON

*****PLAYER NOTES:** Colonial Athletic Association Rookie of the Week on November 14 and December 5.

Career/Season Highs

PTS: 23 at Sacred Heart, 11/15/16
REBS: 10 at Florida Atlantic, 12/3/16
ASTS: 6 vs. Medaille, 11/25/16
FGM: 7, twice, most recently at Sacred Heart, 11/15/16
FGA: 12 vs. Coppin State, 11/11/16
3FGM: 5 at Sacred Heart, 11/15/16
3FGA: 8 vs. Coppin State, 11/11/16
FTM: 9 vs. Vermont, 11/22/16
FTA: 11 vs. Vermont, 11/22/16
OR: 4 at Florida Atlantic, 12/3/16
DR: 6 at Florida Atlantic, 12/3/16
TO: 3 vs. Coppin State, 11/11/16
ST: 2, twice, most recently vs. St. Bonaventure, 12/6/16
BS: 1 at Columbia, 11/29/16
MIN: 37, twice, most recently vs. South Dakota, 11/23/16

#11 ROKAS GUSTYS

*****PLAYER NOTES:** Named to the All-Tournament Team at the Gulf Coast Showcase.

Career

PTS: 25, last at William & Mary, 2/11/16
REBS: 25 vs. South Dakota, 11/23/16
ASTS: 4, last vs. UNCW, 2/4/16
FGM: 12 at William & Mary, 2/11/16
FGA: 16 at William & Mary, 2/11/16
3FGM: None
3FGA: None
FTM: 7, last vs. Northeastern, 2/21/16
FTA: 14 vs. James Madison, 1/16/16
OR: 9 at UNCW, 2/25/16
DR: 19 vs. UNCW, 3/7/16
TO: 4, several times, most recently vs. Medaille, 11/25/16
ST: 5 vs. Stony Brook, 11/21/14
BS: 5 vs. Delaware, 1/5/15
MIN: 52 at Northeastern, 1/21/16

Season Highs

20 vs. St. Bonaventure, 12/6/16
Same
3 at Florida Atlantic, 12/3/16
9 vs. St. Bonaventure, 12/6/16
14 vs. St. Bonaventure, 12/6/16
Same
Same
3 at Manhattan, 11/18/16
8 vs. Coppin State, 11/11/16
7, twice, most recently vs. South Dakota, 11/23/16
18 vs. South Dakota, 11/23/16
4 vs. Medaille, 11/25/16
4 vs. St. Bonaventure, 12/6/16
3, twice, most recently vs. South Dakota, 11/23/16
36 vs. Coppin State, 11/11/16



LIKE US ON
FACEBOOK



FOLLOW US ON
TWITTER



WATCH US ON
YOUTUBE



SEE PHOTOS ON
INSTAGRAM

/HofstraPride
/HofstraMBB

@HofstraPride
@HofstraMBB

/GoHofstra

/hofstrapride
/hofstrambb

#12 TOMMY ROS

***PLAYER NOTES:

Career/Season Highs

PTS: None
REBS: None
ASTS: None
FGM: None
FGA: 1 vs. Medaille, 11/25/16
3FGM: None
3FGA: None
FTM: None
FTA: None
OR: None
DR: None
TO: None
ST: None
BS: None
MIN: 2 vs. Medaille, 11/25/16

#14 BRIAN BERNARDI

***PLAYER NOTES:

Career Highs

PTS: 26, last vs. Canisius, 11/13/15
REBS: 8 vs. William & Mary, 3/8/15
ASTS: 5, twice, most recently at Manhattan, 11/18/16
FGM: 9, last at James Madison, 2/7/16
FGA: 17, last at James Madison, 2/7/16
3FGM: 8 vs. Canisius, 11/13/15 (school record)
3FGA: 12, last vs. Sacred Heart, 12/28/15
FTM: 8 at La Salle, 12/2/15
FTA: 8, several times, most recently at Columbia, 11/29/16
OR: 2 at Northeastern, 1/21/16
DR: 8 vs. William & Mary, 3/8/15
TO: 4, last vs. Florida State, 11/20/15
ST: 3, last at La Salle, 12/2/15
BS: 4 at Towson, 2/18/15
MIN: 50 at Northeastern, 1/21/16

Season Highs

22 at Sacred Heart, 11/15/16
5 vs. Coppin State, 11/11/16
5 at Manhattan, 11/18/16
7 at Sacred Heart, 11/15/16
13 vs. St. Bonaventure, 12/6/16
5 at Columbia, 11/29/16
8, three times, most recently vs. St. Bonaventure, 12/6/16
6 vs. Coppin State, 11/11/16
8 at Columbia, 11/29/16
1, several times, most recently at Columbia, 11/29/16
4 vs. Coppin State, 11/11/16
3 vs. South Dakota, 11/23/16
1, several times, most recently vs. St. Bonaventure, 12/6/16
1 at Columbia, 11/29/16
37 vs. Vermont, 11/22/16



LIKE US ON
FACEBOOK



FOLLOW US ON
TWITTER



WATCH US ON
YOUTUBE



SEE PHOTOS ON
INSTAGRAM

/HofstraPride
/HofstraMBB

@HofstraPride
@HofstraMBB

/GoHofstra

/hofstrapride
/hofstrambb

#15 STAFFORD TRUEHEART

*****PLAYER NOTES:**

Career/Season Highs

PTS:

REBS:

ASTS:

FGM:

FGA:

3FGM:

3FGA:

FTM:

FTA:

OR:

DR:

TO:

ST:

BS:

MIN:

#23 CONNOR KLEMENTOWICZ

*****PLAYER NOTES:**

Career/Season Highs

PTS: 3 vs. Medaille, 11/25/16

REBS: None

ASTS: None

FGM: 1 vs. Medaille, 11/25/16

FGA: 1 vs. Medaille, 11/25/16

3FGM: 1 vs. Medaille, 11/25/16

3FGA: 1 vs. Medaille, 11/25/16

FTM: None

FTA: None

OR: None

DR: None

TO: None

ST: None

BS: None

MIN: 2 vs. Medaille, 11/25/16



LIKE US ON
FACEBOOK



FOLLOW US ON
TWITTER



WATCH US ON
YOUTUBE



SEE PHOTOS ON
INSTAGRAM

/HofstraPride
/HofstraMBB

@HofstraPride
@HofstraMBB

/GoHofstra

/hofstrapride
/hofstrambb

#24 JAMALL ROBINSON

*****PLAYER NOTES:**

Career Highs

PTS: 22 vs. James Madison, 3/1/14
REBS: 10, last at Charleston, 2/1/14
ASTS: 7 vs. Manhattan, 11/30/13
FGM: 6, last vs. James Madison, 3/1/14
FGA: 13, last vs. James Madison, 3/1/14
3FGM: 4 at Columbia, 11/29/16
3FGA: 7 at Columbia, 11/29/16
FTM: 8 vs. Wagner, 11/23/14
FTA: 11 vs. James Madison, 3/1/14
OR: 4, several times, most recently vs. South Dakota, 11/23/16
DR: 9 vs. Drexel, 1/29/14
TO: 5 at Louisville, 11/12/13
ST: 3, twice, most recently vs. Coppin State, 11/11/16
BS: 3 at Jackson State, 11/28/14
MIN: 41 at Richmond, 11/19/13

Season Highs

12, twice, most recently at Florida Atlantic, 12/3/16
5, three times, most recently at Florida Atlantic, 12/3/16
2 vs. Coppin State, 11/11/16
5 at Florida Atlantic, 12/3/16
7, twice, most recently at Columbia, 11/29/16
Same
Same
None
None
4 vs. South Dakota, 11/23/16
None
2, twice, most recently at Columbia, 11/29/16
3 vs. Coppin State, 11/11/16
1 vs. St. Bonaventure, 12/6/16
33 vs. South Dakota, 11/23/16

#33 HUNTER SABETY

*****PLAYER NOTES:**

Career

PTS: 24, last vs. UMass-Boston, 1/22/15
REBS: 18 vs. WPI, 12/3/14
ASTS: 3 vs. WPI, 12/3/14
FGM: 11 at Regis, 11/18/14
FGA: 17 vs. Salem State, 12/7/13
3FGM: None
3FGA: 1 at Trinity, 1/17/15
FTM: 6, last vs. UMass-Boston, 1/22/15
FTA: 12 at Emerson, 11/22/13
OR: 7, last vs. WPI, 12/3/14
DR: 11 vs. WPI, 12/3/14
TO: 6 at Wentworth, 11/22/14
ST: 4 at Wentworth, 11/22/14
BS: 7 at UMass-Boston, 1/23/14
MIN: 36 at MIT, 11/25/14

Season Highs

7, three times, most recently at Florida Atlantic, 12/3/16
7 at Florida Atlantic, 12/3/16
None
3 vs. Vermont, 11/22/16
4 vs. Vermont, 11/22/16
Same
None
3, twice, most recently at Florida Atlantic, 12/3/16
4, twice, most recently at Florida Atlantic, 12/3/16
4 at Florida Atlantic, 12/3/16
4, three times, most recently at Columbia, 11/29/16
2 at Sacred Heart, 11/15/16
2 vs. Bradley, 11/21/16
5 vs. Medaille, 11/25/16
12, three times, most recently at Columbia, 11/29/16



LIKE US ON
FACEBOOK



FOLLOW US ON
TWITTER



WATCH US ON
YOUTUBE



SEE PHOTOS ON
INSTAGRAM

/HofstraPride
/HofstraMBB

@HofstraPride
@HofstraMBB

/GoHofstra

/hofstrapride
/hofstrambb

#44 ANDRE WALKER

*****PLAYER NOTES:**

Career Highs

PTS: 5 vs. UNCW, 2/4/16
REBS: 11 vs. Jacksonville, 11/14/14
ASTS: 2 vs. Norfolk State, 12/2/14
FGM: 2, last vs. UNCW, 2/4/16
FGA: 4 a North Carolina State, 11/17/14
3FGM: None
3FGA: None
FTM: 2, last at Towson, 1/2/16
FTA: 2, last vs. Drexel, 3/5/16
OR: 3 vs. Wagner 11/23/14
DR: 11 vs. Jacksonville, 11/14/14
TO: 3, last at William & Mary, 2/11/16
ST: 1, last vs. Drexel, 3/5/16
BS: 6 vs. Jacksonville, 11/14/14
MIN: 23 vs. Wagner, 11/23/14

Season Highs

None
2 vs. Medaille, 11/25/16
None
None
None
Same
Same
None
None
None
2 vs. Medaille, 11/25/16
1 vs. Medaille, 11/25/16
None
3 vs. Medaille, 11/25/16
4 vs. Medaille, 11/25/16



LIKE US ON
FACEBOOK



FOLLOW US ON
TWITTER



WATCH US ON
YOUTUBE



SEE PHOTOS ON
INSTAGRAM

/HofstraPride
/HofstraMBB

@HofstraPride
@HofstraMBB

/GoHofstra

/hofstrapride
/hofstrambb

2016-17 Hofstra Men's Basketball Roster

No.	Player	Pos.	Cl.	Ht.	Wt.	Hometown/High School/Last School
0	Ty Greer	F	Jr.	6-6	210	Chicago, IL/Orr Academy/Daytona State
2	Deron Powers	G	Sr.	6-0	170	Williamsburg, VA/Williamsburg Christian Academy/ Hampton
3	Justin Wright-Foreman	G	So.	6-1	184	Queens, NY/High School of Construction
4	Desure Buie	G	So.	6-0	155	Bronx, NY/Wings Academy
5	Eli Pemberton	G	Fr.	6-4	190	Middletown, CT/Cheshire Academy
11	Rokas Gustys	F	Jr.	6-9	260	Kaunas, Lithuania/Oak Hill Academy (VA)
12	Tommy Ros	F	Fr.	6-8	210	Paris, France/Saint Andrew's School (FL)
14	Brian Bernardi	G	Sr.	6-2	195	Staten Island, NY/Xaverian/SMU
15	Stafford Trueheart	F	Fr.	6-8	195	Lancaster, NY/Canisius HS
23	Connor Klementowicz	G	Fr.	6-3	195	Freehold, NJ/Gill St. Bernard's
24	Jamall Robinson	G/F	Jr.	6-5	208	Cheltenham, MD/Paul VI (VA)
33	Hunter Sabety	F	Jr.	6-9	260	Oceanside, NY/Oceanside/Tufts
44	Andre Walker	F/C	Jr.	6-10	230	Gaithersburg, MD/Bullis School

Head Coach: Joe Mihalich (La Salle, 1978), Fourth season at Hofstra, 19th season overall

Assistant Coach: Mike Farrelly (St. Joseph's (PA), 2003)

Assistant Coach: Craig "Speedy" Claxton (Hofstra, 2000)

Assistant Coach: Lamar Barrett (Elizabeth City State, 1994)

Director of Men's Basketball Operations: Colin Curtin (Niagara, 2009)

Video Coordinator: Andrew Cobian (Centenary (NJ), 2011)

Head Athletic Trainer: Evan Malings (SUNY Cortland, 1988)

Head Strength and Conditioning Coach: Joe Staub (Connecticut, 2009)

ROSTER BREAKDOWN

By Class

Seniors (2): Brian Bernardi and Deron Powers

Juniors (5): Ty Greer, Rokas Gustys, Jamall Robinson, Hunter Sabety and Andre Walker

Sophomores (2): Desure Buie and Justin Wright-Foreman

Freshmen (4): Connor Klementowicz, Eli Pemberton, Tommy Ros and Stafford Trueheart

By State and Country

Connecticut (1): Eli Pemberton

Illinois (1): Ty Greer

Maryland (2): Jamall Robinson and Andre Walker

New Jersey (1): Connor Klementowicz

New York (5): Brian Bernardi, Desure Buie, Hunter Sabety, Stafford Trueheart and Justin Wright-Foreman

Virginia (1): Deron Powers

France (1): Tommy Ros

Lithuania (1): Rokas Gustys

PRONUCIATION GUIDE

(audible pronunciations can be found at via The Name Engine)

2	Deron Powers	der-RON	
4	Desure Buie	de-ZHORE	BOO-ee
5	Eli Pemberton		PEM-ber-tun
11	Rokas Gustys	ROE-kuss	goos-TEESE
12	Tommy Ros		ross
15	Stafford Trueheart		TRUE-hart
23	Connor Klementowicz		klem-en-TAH-vitch
24	Jamall Robinson	juh-MALL	
33	Hunter Sabety		suh-BATE-ee
HC	Joe Mihalich		mih-HAL-lick
AC	Mike Farrelly		FAIR-uh-lee
AC	Craig "Speedy" Claxton		CLAX-tun
DOBO	Colin Curtin		KER-tin
VC	Andrew Cobian		COE-bee-en



2016-17 Hofstra Basketball
Hofstra Combined Team Statistics (as of Dec 07, 2016)
All games



RECORD:	OVERALL	HOME	AWAY	NEUTRAL
ALL GAMES	6-4	2-1	2-2	2-1
CONFERENCE	0-0	0-0	0-0	0-0
NON-CONFERENCE	6-4	2-1	2-2	2-1

#	Player	gp-gs	min	avg	Total		3-Point		F-Throw		Rebounds				pf dq		a	to	blk	stl	pts	avg
					fg-fga	fg%	3fg-fga	3fg%	ft-fa	ft%	off	def	tot	avg	pf	dq						
05	Pemberton, Eli	10-9	321	32.1	44-86	.512	23-46	.500	42-50	.840	15	22	37	3.7	24	0	18	14	1	9	153	15.3
14	Bernardi, Brian	10-10	329	32.9	40-102	.392	25-66	.379	36-44	.818	4	16	20	2.0	11	0	18	13	1	5	141	14.1
02	Powers, Deron	10-10	301	30.1	36-95	.379	13-37	.351	40-50	.800	3	13	16	1.6	22	0	44	29	0	10	125	12.5
00	Greer, Ty	10-9	218	21.8	35-72	.486	9-24	.375	18-22	.818	18	35	53	5.3	15	0	13	20	4	6	97	9.7
11	Gustys, Rokas	10-10	284	28.4	43-84	.512	0-0	.000	7-38	.184	43	92	135	13.5	34	1	12	17	10	14	93	9.3
03	Wright-Foreman, J	10-1	175	17.5	35-81	.432	8-30	.267	10-12	.833	6	16	22	2.2	16	0	12	12	0	7	88	8.8
24	Robinson, Jamall	8-1	155	19.4	17-36	.472	11-24	.458	0-0	.000	17	8	25	3.1	12	0	5	6	1	3	45	5.6
33	Sabety, Hunter	10-0	87	8.7	11-17	.647	0-0	.000	9-13	.692	16	26	42	4.2	16	0	1	5	10	2	31	3.1
23	Klementowicz, Connor	1-0	2	2.0	1-1	1.000	1-1	1.000	0-0	.000	0	0	0	0.0	0	0	0	0	0	0	3	3.0
04	Bule, Desure	8-0	122	15.3	6-28	.214	3-9	.333	7-10	.700	2	9	11	1.4	12	0	17	5	0	3	22	2.8
44	Walker, Andre	1-0	4	4.0	0-0	.000	0-0	.000	0-0	.000	0	2	2	2.0	1	0	0	1	3	0	0	0.0
12	Ros, Tommy	1-0	2	2.0	0-1	.000	0-0	.000	0-0	.000	0	0	0	0.0	0	0	0	0	0	0	0	0.0
Team											12	13	25		1			1				
Total.....		10	2000		268-603	.444	93-237	.392	169-239	.707	136	252	388	38.8	164	1	140	123	30	59	798	79.8
Opponents.....		10	2000		282-616	.458	86-209	.411	129-175	.737	103	236	339	33.9	217	5	150	117	35	59	779	77.9

TEAM STATISTICS	HOFSTRA	OPP
SCORING	798	779
Points per game	79.8	77.9
Scoring margin	+1.9	-
FIELD GOALS-ATT	268-603	282-616
Field goal pct	.444	.458
3 POINT FG-ATT	93-237	86-209
3-point FG pct	.392	.411
3-pt FG made per game	9.3	8.6
FREE THROWS-ATT	169-239	129-175
Free throw pct	.707	.737
F-Throws made per game	16.9	12.9
REBOUNDS	388	339
Rebounds per game	38.8	33.9
Rebounding margin	+4.9	-
ASSISTS	140	150
Assists per game	14.0	15.0
TURNOVERS	123	117
Turnovers per game	12.3	11.7
Turnover margin	-0.6	-
Assist/turnover ratio	1.1	1.3
STEALS	59	59
Steals per game	5.9	5.9
BLOCKS	30	35
Blocks per game	3.0	3.5
ATTENDANCE	4808	3710
Home games-Avg/Game	3-1603	4-928
Neutral site-Avg/Game	-	3-0

Date	Opponent		Score	Att.
11/11/16	COPPIN STATE	W	74-72	1684
11/15/16	at Sacred Heart	L	86-90	579
11/18/16	at Manhattan	L	68-80	1109
! 11/21/16	vs Bradley	W	92-90	0
! 11/22/16	vs Vermont	L	73-87	0
! 11/23/16	vs South Dakota	W	65-57	0
! 11/25/16	MEDAILLE	W	89-56	1012
11/29/16	at Columbia	W	88-86	763
12/03/16	at Florida Atlantic	W	88-80	1259
12/06/16	ST. BONAVENTURE	L	75-81	2112

* = Colonial Athletic Association game
 ! = Gulf Coast Showcase

Score by Periods	1st	2nd	Totals
Hofstra	360	438	798
Opponents	381	398	779



2016-17 Hofstra Basketball
Hofstra Team Game-by-Game Comparison (as of Dec 07, 2016)
All games



Opponent	1st	2nd	Score	Mar	Total FG	FG Pct	3-Pointers	3FG Pct	Free Throws	FT Pct	Rebounds	Assist	T/Over	Block	Steal	Fouls
COPPIN STATE	28/36	46/36	74-72	+2	26-65/25-56	.400/.446	11-35/12-27	.314/.444	11-22/10-18	.500/.556	44/39 +5	16/13	9/11	3/3	7/5	17/23
Sacred Heart	43/41	43/49	86-90	(4)	29-57/33-67	.509/.493	11-18/7-21	.611/.333	17-24/17-19	.708/.895	29/37 (8)	13/14	15/14	1/5	7/6	19/21
Manhattan	34/42	34/38	68-80	(12)	20-52/29-54	.385/.537	5-17/5-13	.294/.385	23-29/17-17	.793/1000	25/35 (10)	12/17	15/15	1/2	4/8	13/26
Bradley	43/46	49/44	92-90	+2	28-66/33-55	.424/.600	11-22/12-20	.500/.600	25-28/12-19	.893/.632	39/28 +11	14/14	11/16	0/7	8/7	19/21
Vermont	28/49	45/38	73-87	(14)	25-62/30-56	.403/.536	4-19/10-20	.211/.500	19-27/17-21	.704/.810	37/31 +6	7/15	9/9	3/6	4/6	19/23
South Dakota	31/28	34/29	65-57	+8	21-52/20-66	.404/.303	7-22/8-27	.318/.296	16-22/9-16	.727/.563	49/34 +15	11/14	17/7	3/1	1/9	14/23
MEDAILLE	41/27	48/29	89-56	+33	31-60/24-75	.517/.320	11-23/4-16	.478/.250	16-20/4-6	.800/.667	48/32 +16	22/15	12/7	11/2	5/3	14/19
Columbia	39/33	49/53	88-86	+2	31-53/31-62	.585/.500	12-25/11-24	.480/.458	14-25/13-17	.560/.765	37/25 +12	15/21	17/13	5/1	6/7	18/21
Florida Atlantic	37/31	51/49	88-80	+8	30-67/31-63	.448/.492	13-28/9-25	.464/.360	15-21/9-14	.714/.643	45/30 +15	13/15	10/9	0/3	8/4	13/20
ST. BONAVENTURE	36/48	39/33	75-81	(6)	27-69/26-62	.391/.419	8-28/8-16	.286/.500	13-21/21-28	.619/.750	35/48 (13)	17/12	8/16	3/5	9/4	18/20

Note: Game totals are displayed in the format TEAM/OPPONENT for each category



2016-17 Hofstra Basketball
Hofstra Category Leaders (as of Dec 07, 2016)
All games



Points	G	Pts	Pts/G
Pemberton, Eli	10	153	15.3
Bernardi, Brian	10	141	14.1
Powers, Deron	10	125	12.5
Greer, Ty	10	97	9.7
Gustys, Rokas	10	93	9.3
Wright-Foreman, J	10	88	8.8
Robinson, Jamall	8	45	5.6
Sabety, Hunter	10	31	3.1
Buie, Desure	8	22	2.8
Klementowicz, Connor	1	3	3.0

FG Percentage	FG	Att	Pct
Klementowicz, Connor	1	1	1.000
Sabety, Hunter	11	17	.647
Gustys, Rokas	43	84	.512
Pemberton, Eli	44	86	.512
Greer, Ty	35	72	.486
Robinson, Jamall	17	36	.472
Wright-Foreman, J	35	81	.432
Bernardi, Brian	40	102	.392
Powers, Deron	36	95	.379
Buie, Desure	6	28	.214
Ros, Tommy	0	1	.000

3-Point Percentage	3FG	Att	Pct
Klementowicz, Connor	1	1	1.000
Pemberton, Eli	23	46	.500
Robinson, Jamall	11	24	.458
Bernardi, Brian	25	66	.379
Greer, Ty	9	24	.375
Powers, Deron	13	37	.351
Buie, Desure	3	9	.333
Wright-Foreman, J	8	30	.267

Free Throw Percent	FG	Att	Pct
Pemberton, Eli	42	50	.840
Wright-Foreman, J	10	12	.833
Bernardi, Brian	36	44	.818
Greer, Ty	18	22	.818
Powers, Deron	40	50	.800
Buie, Desure	7	10	.700
Sabety, Hunter	9	13	.692
Gustys, Rokas	7	38	.184

Scoring Average	G	Pts	Avg/G
Pemberton, Eli	10	153	15.3
Bernardi, Brian	10	141	14.1
Powers, Deron	10	125	12.5
Greer, Ty	10	97	9.7
Gustys, Rokas	10	93	9.3
Wright-Foreman, J	10	88	8.8
Robinson, Jamall	8	45	5.6
Sabety, Hunter	10	31	3.1
Klementowicz, Connor	1	3	3.0
Buie, Desure	8	22	2.8
Ros, Tommy	1	0	0.0
Walker, Andre	1	0	0.0

Field Goal Attempts	G	Att	Att/G
Bernardi, Brian	10	102	10.2
Powers, Deron	10	95	9.5
Pemberton, Eli	10	86	8.6
Gustys, Rokas	10	84	8.4
Wright-Foreman, J	10	81	8.1

Field Goals Made	G	Made	Made/G
Pemberton, Eli	10	44	4.4
Gustys, Rokas	10	43	4.3
Bernardi, Brian	10	40	4.0
Powers, Deron	10	36	3.6
Wright-Foreman, J	10	35	3.5
Greer, Ty	10	35	3.5

3-Point FG Attempts	G	Att	Att/G
Bernardi, Brian	10	66	6.6
Pemberton, Eli	10	46	4.6
Powers, Deron	10	37	3.7
Wright-Foreman, J	10	30	3.0
Robinson, Jamall	8	24	3.0
Greer, Ty	10	24	2.4

3-Point FG Made	G	Made	Made/G
Bernardi, Brian	10	25	2.5
Pemberton, Eli	10	23	2.3
Powers, Deron	10	13	1.3
Robinson, Jamall	8	11	1.4
Greer, Ty	10	9	0.9

Free Throw Attempts	G	Att	Att/G
Pemberton, Eli	10	50	5.0
Powers, Deron	10	50	5.0
Bernardi, Brian	10	44	4.4
Gustys, Rokas	10	38	3.8
Greer, Ty	10	22	2.2

Free Throws Made	G	Made	Made/G
Pemberton, Eli	10	42	4.2
Powers, Deron	10	40	4.0
Bernardi, Brian	10	36	3.6
Greer, Ty	10	18	1.8
Wright-Foreman, J	10	10	1.0



2016-17 Hofstra Basketball
Hofstra Category Leaders (as of Dec 07, 2016)
All games



Rebounds	G	Reb	Reb/G
Gustys, Rokas	10	135	13.5
Greer, Ty	10	53	5.3
Sabety, Hunter	10	42	4.2
Pemberton, Eli	10	37	3.7
Robinson, Jamall	8	25	3.1

Rebound Average	G	Reb	Avg/G
Gustys, Rokas	10	135	13.5
Greer, Ty	10	53	5.3
Sabety, Hunter	10	42	4.2
Pemberton, Eli	10	37	3.7
Robinson, Jamall	8	25	3.1

Offensive Rebounds	G	No.	Avg/G
Gustys, Rokas	10	43	4.3
Greer, Ty	10	18	1.8
Robinson, Jamall	8	17	2.1
Sabety, Hunter	10	16	1.6
Pemberton, Eli	10	15	1.5

Defensive Rebounds	G	No.	Avg/G
Gustys, Rokas	10	92	9.2
Greer, Ty	10	35	3.5
Sabety, Hunter	10	26	2.6
Pemberton, Eli	10	22	2.2
Bernardi, Brian	10	16	1.6
Wright-Foreman, J	10	16	1.6

Fouls	G	No.	Per/G
Gustys, Rokas	10	34	3.4
Pemberton, Eli	10	24	2.4
Powers, Deron	10	22	2.2
Sabety, Hunter	10	16	1.6
Wright-Foreman, J	10	16	1.6

Foulsouts	G	No.
Gustys, Rokas	10	1

Assists	G	No.	Ast/G
Powers, Deron	10	44	4.4
Bernardi, Brian	10	18	1.8
Pemberton, Eli	10	18	1.8
Buie, Desure	8	17	2.1
Greer, Ty	10	13	1.3

Steals	G	No.	Stl/G
Gustys, Rokas	10	14	1.4
Powers, Deron	10	10	1.0
Pemberton, Eli	10	9	0.9
Wright-Foreman, J	10	7	0.7
Greer, Ty	10	6	0.6

Blocked Shots	G	No.	Blk/G
Gustys, Rokas	10	10	1.0
Sabety, Hunter	10	10	1.0
Greer, Ty	10	4	0.4
Walker, Andre	1	3	3.0
Pemberton, Eli	10	1	0.1
Robinson, Jamall	8	1	0.1
Bernardi, Brian	10	1	0.1

Minutes	G	No.	Min/G
Bernardi, Brian	10	329	32.9
Pemberton, Eli	10	321	32.1
Powers, Deron	10	301	30.1
Gustys, Rokas	10	284	28.4
Greer, Ty	10	218	21.8

Turnovers	G	No.	TO/G
Powers, Deron	10	29	2.9
Greer, Ty	10	20	2.0
Gustys, Rokas	10	17	1.7
Pemberton, Eli	10	14	1.4
Bernardi, Brian	10	13	1.3



2016-17 Hofstra Basketball
Hofstra Points-Rebounds-Assists (as of Dec 07, 2016)
All games



Opponent	Date	Score		00 GREER,TY	02 POWERS,DE	03 WRIGHT-FOR	04 BUIE,DESUR	05 PEMBERTON	11 GUSTYS,ROK	12 ROS,TOMMY	14 BERNARDI,B	23 KLEMENTOW	24 ROBINSON,J	33 SABETY,HUN	44 WALKER,AN
CSUM	11/11/16	74-72	W	5-2-4	12-4-5	9-1-0	7-0-1	20-4-0	10-23-1	DNP	6-5-3	DNP	3-0-2	2-5-0	DNP
at SHU	11/15/16	86-90	L	12-5-0	6-1-1	6-6-4	8-0-4	23-1-1	9-13-1	DNP	22-1-2	DNP	DNP	0-1-0	DNP
at MAN	11/18/16	68-80	L	3-4-1	7-0-3	17-1-1	1-0-1	15-1-1	7-8-0	DNP	14-1-5	DNP	2-4-0	2-4-0	DNP
vs BRAD	11/21/16	92-90	W	17-7-0	19-3-5	12-3-1	0-3-3	10-2-2	11-12-1	DNP	15-2-1	DNP	6-1-1	2-4-0	DNP
vs VERMONT	11/22/16	73-87	L	2-6-1	10-1-1	16-3-1	0-2-2	21-4-0	8-11-1	DNP	9-2-1	DNP	0-1-0	7-4-0	DNP
vs USD	11/23/16	65-57	W	4-1-0	18-2-2	2-1-1	2-0-2	7-4-1	10-25-2	DNP	15-1-1	DNP	7-5-1	0-2-1	DNP
MEDM	11/25/16	89-56	W	13-8-2	11-1-5	18-4-1	4-5-3	8-4-6	8-14-2	0-0-0	17-3-3	3-0-0	DNP	7-6-0	0-2-0
at COL	11/29/16	88-86	W	15-8-1	15-1-8	3-1-1	0-1-1	12-6-3	6-5-0	DNP	21-1-1	DNP	12-5-0	4-5-0	DNP
at FAU	12/03/16	88-80	W	15-4-0	17-1-8	0-0-0	DNP	22-10-2	4-15-3	DNP	11-1-0	DNP	12-5-0	7-7-0	DNP
SBU	12/06/16	75-81	L	11-8-4	10-2-6	5-2-2	DNP	15-1-2	20-9-1	DNP	11-3-1	DNP	3-4-1	0-4-0	DNP



2016-17 Hofstra Basketball
Hofstra Game-by-Game Highs (as of Dec 07, 2016)
All games



Opponent	Date	Score	Points	Rebounds	Assists	Steals	Blocked shots
COPPIN STATE	11/11/16	74-72	20-Pemberton, Eli	23-Gustys, Rokas	5-Powers, Deron	3-Robinson, Jamall	1-Gustys, Rokas Sabety, Hunter Greer, Ty
at Sacred Heart	11/15/16	86-90	23-Pemberton, Eli	13-Gustys, Rokas	4-Wright-Foreman, J Buie, Desure	2-Buie, Desure Gustys, Rokas Powers, Deron	1-Sabety, Hunter
at Manhattan	11/18/16	68-80	17-Wright-Foreman, J	8-Gustys, Rokas	5-Bernardi, Brian	2-Pemberton, Eli	1-Sabety, Hunter
vs Bradley	11/21/16	92-90	19-Powers, Deron	12-Gustys, Rokas	5-Powers, Deron	2-Sabety, Hunter Greer, Ty	None
vs Vermont	11/22/16	73-87	21-Pemberton, Eli	11-Gustys, Rokas	2-Buie, Desure	2-Powers, Deron	3-Gustys, Rokas
vs South Dakota	11/23/16	65-57	18-Powers, Deron	25-Gustys, Rokas	2-Buie, Desure Gustys, Rokas Powers, Deron	1-Wright-Foreman, J	3-Gustys, Rokas
MEDAILLE	11/25/16	89-56	18-Wright-Foreman, J	14-Gustys, Rokas	6-Pemberton, Eli	2-Gustys, Rokas	5-Sabety, Hunter
at Columbia	11/29/16	88-86	21-Bernardi, Brian	8-Greer, Ty	8-Powers, Deron	2-Gustys, Rokas Wright-Foreman, J	1-Pemberton, Eli Gustys, Rokas Bernardi, Brian Greer, Ty Sabety, Hunter
at Florida Atlantic	12/03/16	88-80	22-Pemberton, Eli	15-Gustys, Rokas	8-Powers, Deron	3-Powers, Deron Greer, Ty	None
ST. BONAVENTURE	12/06/16	75-81	20-Gustys, Rokas	9-Gustys, Rokas	6-Powers, Deron	4-Gustys, Rokas	1-Sabety, Hunter Robinson, Jamall Greer, Ty



2016-17 Hofstra Basketball
Hofstra Combined Team Statistics (as of Dec 07, 2016)
LAST FIVE GAMES



RECORD:	OVERALL	HOME	AWAY	NEUTRAL
ALL GAMES	4-1	1-1	2-0	1-0
CONFERENCE	0-0	0-0	0-0	0-0
NON-CONFERENCE	4-1	1-1	2-0	1-0

#	Player	gp-gs	min	avg	Total		3-Point		F-Throw		Rebounds				pf	dq	a	to	blk	stl	pts	avg
					fg-fga	fg%	3fg-fga	3fg%	ft-fa	ft%	off	def	tot	avg								
14	Bernardi, Brian	5-5	160	32.0	23-52	.442	16-35	.457	13-18	.722	3	6	9	1.8	3	0	6	7	1	3	75	15.0
02	Powers, Deron	5-5	162	32.4	21-54	.389	5-20	.250	24-29	.828	0	7	7	1.4	11	0	29	13	0	5	71	14.2
05	Pemberton, Eli	5-5	166	33.2	17-40	.425	10-23	.435	20-23	.870	7	18	25	5.0	12	0	14	9	1	5	64	12.8
00	Greer, Ty	5-5	105	21.0	22-40	.550	6-13	.462	8-11	.727	8	21	29	5.8	5	0	7	9	3	3	58	11.6
11	Gustys, Rokas	5-5	129	25.8	23-43	.535	0-0	.000	2-17	.118	24	44	68	13.6	19	1	8	10	6	9	48	9.6
24	Robinson, Jamall	4-0	101	25.3	13-24	.542	8-18	.444	0-0	.000	12	7	19	4.8	9	0	2	5	1	0	34	8.5
03	Wright-Foreman, J	5-0	81	16.2	12-28	.429	4-14	.286	0-1	.000	1	7	8	1.6	6	0	5	5	0	3	28	5.6
33	Sabety, Hunter	5-0	50	10.0	6-10	.600	0-0	.000	6-8	.750	9	15	24	4.8	9	0	1	2	7	0	18	3.6
23	Klementowicz, Connor	1-0	2	2.0	1-1	1.000	1-1	1.000	0-0	.000	0	0	0	0.0	0	0	0	0	0	0	3	3.0
04	Buie, Desure	3-0	38	12.7	2-8	.250	1-2	.500	1-2	.500	0	6	6	2.0	1	0	6	3	0	1	6	2.0
44	Walker, Andre	1-0	4	4.0	0-0	.000	0-0	.000	0-0	.000	0	2	2	2.0	1	0	0	1	3	0	0	0.0
12	Ros, Tommy	1-0	2	2.0	0-1	.000	0-0	.000	0-0	.000	0	0	0	0.0	0	0	0	0	0	0	0	0.0
	Team										6	11	17		1							
	Total.....	5	1000		140-301	.465	51-126	.405	74-109	.679	70	144	214	42.8	77	1	78	64	22	29	405	81.0
	Opponents.....	5	1000		132-328	.402	40-108	.370	56-81	.691	60	109	169	33.8	103	2	77	52	12	27	360	72.0

TEAM STATISTICS	HOFSTRA	OPP
SCORING	405	360
Points per game	81.0	72.0
Scoring margin	+9.0	-
FIELD GOALS-ATT	140-301	132-328
Field goal pct	.465	.402
3 POINT FG-ATT	51-126	40-108
3-point FG pct	.405	.370
3-pt FG made per game	10.2	8.0
FREE THROWS-ATT	74-109	56-81
Free throw pct	.679	.691
F-Throws made per game	14.8	11.2
REBOUNDS	214	169
Rebounds per game	42.8	33.8
Rebounding margin	+9.0	-
ASSISTS	78	77
Assists per game	15.6	15.4
TURNOVERS	64	52
Turnovers per game	12.8	10.4
Turnover margin	-2.4	-
Assist/turnover ratio	1.2	1.5
STEALS	29	27
Steals per game	5.8	5.4
BLOCKS	22	12
Blocks per game	4.4	2.4
ATTENDANCE	3124	2022
Home games-Avg/Game	2-1562	2-1011
Neutral site-Avg/Game	-	1-0

Date	Opponent		Score	Att.
! 11/23/16	vs South Dakota	w	65-57	0
! 11/25/16	MEDAILLE	w	89-56	1012
11/29/16	at Columbia	w	88-86	763
12/03/16	at Florida Atlantic	w	88-80	1259
12/06/16	ST. BONAVENTURE	L	75-81	2112

* = Colonial Athletic Association game

! = Gulf Coast Showcase

Score by Periods	1st	2nd	Totals
Hofstra	184	221	405
Opponents	167	193	360



2016-17 Hofstra Basketball
Hofstra Individual Game-by-Game (as of Dec 07, 2016)
All games



#00 Greer, Ty

Opponent	Date	gs	min	Total		3-Pointers		Free throws		Rebounds				pf	a	t/o	blk	stl	pts	avg
				fg-fga	pct	3fg-fga	pct	ft-fa	pct	off	def	tot	avg							
COPPIN STATE	11/11/16		24	2-5	.400	1-3	.333	0-0	.000	1	1	2	2.0	3	4	1	1	0	5	5.0
at Sacred Heart	11/15/16	*	26	5-7	.714	1-3	.333	1-2	.500	1	4	5	3.5	4	0	3	0	1	12	8.5
at Manhattan	11/18/16	*	16	1-3	.333	0-1	.000	1-1	1.000	1	3	4	3.7	1	1	2	0	0	3	6.7
vs Bradley	11/21/16	*	25	4-10	.400	1-1	1.000	8-8	1.000	6	1	7	4.5	2	0	2	0	2	17	9.3
vs Vermont	11/22/16	*	22	1-7	.143	0-3	.000	0-0	.000	1	5	6	4.8	0	1	3	0	0	2	7.8
vs South Dakota	11/23/16	*	8	0-1	.000	0-0	.000	4-4	1.000	0	1	1	4.2	2	0	2	0	0	4	7.2
MEDAILLE	11/25/16	*	27	6-11	.545	1-2	.500	0-0	.000	3	5	8	4.7	1	2	1	1	0	13	8.0
at Columbia	11/29/16	*	26	6-8	.750	1-2	.500	2-3	.667	2	6	8	5.1	0	1	1	1	0	15	8.9
at Florida Atlantic	12/03/16	*	21	5-10	.500	3-5	.600	2-4	.500	1	3	4	5.0	0	0	1	0	3	15	9.6
ST. BONAVENTURE	12/06/16	*	23	5-10	.500	1-4	.250	0-0	.000	2	6	8	5.3	2	4	4	1	0	11	9.7
Totals		9	218	35-72	.486	9-24	.375	18-22	.818	18	35	53	5.3	15	13	20	4	6	97	9.7

Games played: 10
Minutes/game: 21.8
Points/game: 9.7
FG Pct: 48.6
3FG Pct: 37.5
FT Pct: 81.8

Rebounds/game: 5.3
Assists/game: 1.3
Turnovers/game: 2.0
Assist/turnover ratio: 0.7
Steals/game: 0.6
Blocks/game: 0.4

#02 Powers, Deron

Opponent	Date	gs	min	Total		3-Pointers		Free throws		Rebounds				pf	a	t/o	blk	stl	pts	avg
				fg-fga	pct	3fg-fga	pct	ft-fa	pct	off	def	tot	avg							
COPPIN STATE	11/11/16	*	34	4-9	.444	3-6	.500	1-3	.333	2	2	4	4.0	1	5	1	0	0	12	12.0
at Sacred Heart	11/15/16	*	21	2-6	.333	1-2	.500	1-2	.500	0	1	1	2.5	4	1	3	0	2	6	9.0
at Manhattan	11/18/16	*	29	1-8	.125	0-2	.000	5-6	.833	0	0	0	1.7	2	3	6	0	1	7	8.3
vs Bradley	11/21/16	*	29	4-11	.364	2-4	.500	9-10	.900	1	2	3	2.0	0	5	2	0	0	19	11.0
vs Vermont	11/22/16	*	26	4-7	.571	2-3	.667	0-0	.000	0	1	1	1.8	4	1	4	0	2	10	10.8
vs South Dakota	11/23/16	*	32	4-8	.500	2-4	.500	8-9	.889	0	2	2	1.8	2	2	3	0	0	18	12.0
MEDAILLE	11/25/16	*	27	2-7	.286	1-4	.250	6-6	1.000	0	1	1	1.7	2	5	0	0	0	11	11.9
at Columbia	11/29/16	*	29	5-11	.455	0-4	.000	5-8	.625	0	1	1	1.6	4	8	6	0	0	15	12.3
at Florida Atlantic	12/03/16	*	38	7-15	.467	1-4	.250	2-2	1.000	0	1	1	1.6	1	8	2	0	3	17	12.8
ST. BONAVENTURE	12/06/16	*	36	3-13	.231	1-4	.250	3-4	.750	0	2	2	1.6	2	6	2	0	2	10	12.5
Totals		10	301	36-95	.379	13-37	.351	40-50	.800	3	13	16	1.6	22	44	29	0	10	125	12.5

Games played: 10
Minutes/game: 30.1
Points/game: 12.5
FG Pct: 37.9
3FG Pct: 35.1
FT Pct: 80.0

Rebounds/game: 1.6
Assists/game: 4.4
Turnovers/game: 2.9
Assist/turnover ratio: 1.5
Steals/game: 1.0



2016-17 Hofstra Basketball
Hofstra Individual Game-by-Game (as of Dec 07, 2016)
All games



#03 Wright-Foreman, J

Opponent	Date	gs	min	Total		3-Pointers		Free throws		Rebounds				pf	a	t/o	blk	stl	pts	avg
				fg-fga	pct	3fg-fga	pct	ft-fa	pct	off	def	tot	avg							
COPPIN STATE	11/11/16	*	14	4-10	.400	1-5	.200	0-0	.000	0	1	1	1.0	4	0	1	0	1	9	9.0
at Sacred Heart	11/15/16		16	2-6	.333	0-2	.000	2-2	1.000	1	5	6	3.5	1	4	1	0	0	6	7.5
at Manhattan	11/18/16		26	7-14	.500	1-1	1.000	2-2	1.000	0	1	1	2.7	2	1	4	0	1	17	10.7
vs Bradley	11/21/16		17	5-10	.500	2-4	.500	0-0	.000	2	1	3	2.8	3	1	1	0	1	12	11.0
vs Vermont	11/22/16		21	5-13	.385	0-4	.000	6-7	.857	2	1	3	2.8	0	1	0	0	1	16	12.0
vs South Dakota	11/23/16		8	1-4	.250	0-2	.000	0-1	.000	0	1	1	2.5	2	1	1	0	1	2	10.3
MEDAILLE	11/25/16		26	8-12	.667	2-4	.500	0-0	.000	0	4	4	2.7	2	1	0	0	0	18	11.4
at Columbia	11/29/16		18	1-2	.500	1-2	.500	0-0	.000	0	1	1	2.5	0	1	2	0	2	3	10.4
at Florida Atlantic	12/03/16		13	0-6	.000	0-3	.000	0-0	.000	0	0	0	2.2	1	0	2	0	0	0	9.2
ST. BONAVENTURE	12/06/16		16	2-4	.500	1-3	.333	0-0	.000	1	1	2	2.2	1	2	0	0	0	5	8.8
Totals		1	175	35-81	.432	8-30	.267	10-12	.833	6	16	22	2.2	16	12	12	0	7	88	8.8

Games played: 10
Minutes/game: 17.5
Points/game: 8.8
FG Pct: 43.2
3FG Pct: 26.7
FT Pct: 83.3

Rebounds/game: 2.2
Assists/game: 1.2
Turnovers/game: 1.2
Assist/turnover ratio: 1.0
Steals/game: 0.7

#04 Buie, Desure

Opponent	Date	gs	min	Total		3-Pointers		Free throws		Rebounds				pf	a	t/o	blk	stl	pts	avg
				fg-fga	pct	3fg-fga	pct	ft-fa	pct	off	def	tot	avg							
COPPIN STATE	11/11/16		15	2-5	.400	1-2	.500	2-2	1.000	0	0	0	0.0	2	1	0	0	0	7	7.0
at Sacred Heart	11/15/16		29	2-8	.250	1-2	.500	3-4	.750	0	0	0	0.0	3	4	0	0	2	8	7.5
at Manhattan	11/18/16		13	0-3	.000	0-2	.000	1-2	.500	0	0	0	0.0	0	1	0	0	0	1	5.3
vs Bradley	11/21/16		12	0-0	.000	0-0	.000	0-0	.000	1	2	3	0.8	2	3	2	0	0	0	4.0
vs Vermont	11/22/16		15	0-4	.000	0-1	.000	0-0	.000	1	1	2	1.0	4	2	0	0	0	0	3.2
vs South Dakota	11/23/16		11	1-5	.200	0-1	.000	0-0	.000	0	0	0	0.8	0	2	0	0	0	2	3.0
MEDAILLE	11/25/16		22	1-2	.500	1-1	1.000	1-2	.500	0	5	5	1.4	1	3	2	0	1	4	3.1
at Columbia	11/29/16		5	0-1	.000	0-0	.000	0-0	.000	0	1	1	1.4	0	1	1	0	0	0	2.8
at Florida Atlantic	12/03/16	dnp	-	-	-	-	-	-	-	-	-	-	-	-	-	-	-	-	-	-
ST. BONAVENTURE	12/06/16	dnp	-	-	-	-	-	-	-	-	-	-	-	-	-	-	-	-	-	-
Totals		0	122	6-28	.214	3-9	.333	7-10	.700	2	9	11	1.4	12	17	5	0	3	22	2.8

Games played: 8
Minutes/game: 15.3
Points/game: 2.8
FG Pct: 21.4
3FG Pct: 33.3
FT Pct: 70.0

Rebounds/game: 1.4
Assists/game: 2.1
Turnovers/game: 0.6
Assist/turnover ratio: 3.4
Steals/game: 0.4



2016-17 Hofstra Basketball
Hofstra Individual Game-by-Game (as of Dec 07, 2016)
All games



#05 Pemberton, Eli

Opponent	Date	gs	min	Total		3-Pointers		Free throws		Rebounds				pf	a	t/o	blk	stl	pts	avg
				fg-fga	pct	3fg-fga	pct	ft-fa	pct	off	def	tot	avg							
COPPIN STATE	11/11/16		25	7-12	.583	4-8	.500	2-2	1.000	2	2	4	4.0	2	0	3	0	1	20	20.0
at Sacred Heart	11/15/16	*	37	7-10	.700	5-5	1.000	4-5	.800	1	0	1	2.5	1	1	1	0	0	23	21.5
at Manhattan	11/18/16	*	27	3-6	.500	3-5	.600	6-8	.750	1	0	1	2.0	1	1	0	0	2	15	19.3
vs Bradley	11/21/16	*	31	4-11	.364	1-4	.250	1-1	1.000	1	1	2	2.0	4	2	1	0	1	10	17.0
vs Vermont	11/22/16	*	35	6-7	.857	0-1	.000	9-11	.818	3	1	4	2.4	4	0	0	0	0	21	17.8
vs South Dakota	11/23/16	*	37	2-7	.286	1-4	.250	2-2	1.000	1	3	4	2.7	2	1	2	0	0	7	16.0
MEDAILLE	11/25/16	*	28	2-6	.333	2-5	.400	2-2	1.000	1	3	4	2.9	1	6	3	0	1	8	14.9
at Columbia	11/29/16	*	33	4-6	.667	1-2	.500	3-4	.750	1	5	6	3.3	2	3	2	1	1	12	14.5
at Florida Atlantic	12/03/16	*	33	6-11	.545	4-7	.571	6-7	.857	4	6	10	4.0	3	2	2	0	1	22	15.3
ST. BONAVENTURE	12/06/16	*	35	3-10	.300	2-5	.400	7-8	.875	0	1	1	3.7	4	2	0	0	2	15	15.3
Totals		9	321	44-86	.512	23-46	.500	42-50	.840	15	22	37	3.7	24	18	14	1	9	153	15.3

Games played: 10
Minutes/game: 32.1
Points/game: 15.3
FG Pct: 51.2
3FG Pct: 50.0
FT Pct: 84.0

Rebounds/game: 3.7
Assists/game: 1.8
Turnovers/game: 1.4
Assist/turnover ratio: 1.3
Steals/game: 0.9
Blocks/game: 0.1

#11 Gustys, Rokas

Opponent	Date	gs	min	Total		3-Pointers		Free throws		Rebounds				pf	a	t/o	blk	stl	pts	avg
				fg-fga	pct	3fg-fga	pct	ft-fa	pct	off	def	tot	avg							
COPPIN STATE	11/11/16	*	36	5-9	.556	0-0	.000	0-8	.000	7	16	23	23.0	1	1	2	1	2	10	10.0
at Sacred Heart	11/15/16	*	35	4-9	.444	0-0	.000	1-3	.333	4	9	13	18.0	3	1	2	0	2	9	9.5
at Manhattan	11/18/16	*	27	2-4	.500	0-0	.000	3-4	.750	1	7	8	14.7	3	0	1	0	0	7	8.7
vs Bradley	11/21/16	*	29	5-10	.500	0-0	.000	1-3	.333	3	9	12	14.0	4	1	1	0	1	11	9.3
vs Vermont	11/22/16	*	28	4-9	.444	0-0	.000	0-3	.000	4	7	11	13.4	4	1	1	3	0	8	9.0
vs South Dakota	11/23/16	*	34	5-10	.500	0-0	.000	0-4	.000	7	18	25	15.3	4	2	3	3	0	10	9.2
MEDAILLE	11/25/16	*	25	4-7	.571	0-0	.000	0-2	.000	6	8	14	15.1	3	2	4	2	2	8	9.0
at Columbia	11/29/16	*	13	3-4	.750	0-0	.000	0-2	.000	1	4	5	13.9	5	0	1	1	2	6	8.6
at Florida Atlantic	12/03/16	*	28	2-8	.250	0-0	.000	0-2	.000	5	10	15	14.0	3	3	1	0	1	4	8.1
ST. BONAVENTURE	12/06/16	*	29	9-14	.643	0-0	.000	2-7	.286	5	4	9	13.5	4	1	1	0	4	20	9.3
Totals		10	284	43-84	.512	0-0	.000	7-38	.184	43	92	135	13.5	34	12	17	10	14	93	9.3

Games played: 10
Minutes/game: 28.4
Points/game: 9.3
FG Pct: 51.2
FT Pct: 18.4

Rebounds/game: 13.5
Assists/game: 1.2
Turnovers/game: 1.7
Assist/turnover ratio: 0.7
Steals/game: 1.4
Blocks/game: 1.0



2016-17 Hofstra Basketball
Hofstra Individual Game-by-Game (as of Dec 07, 2016)
All games



#12 Ros, Tommy

Opponent	Date	gs	min	Total		3-Pointers		Free throws		Rebounds				pf	a	t/o	blk	stl	pts	avg
				fg-fga	pct	3fg-fga	pct	ft-fta	pct	off	def	tot	avg							
COPPIN STATE	11/11/16		dnp	-	-	-	-	-	-	-	-	-	-	-	-	-	-	-	-	-
at Sacred Heart	11/15/16		dnp	-	-	-	-	-	-	-	-	-	-	-	-	-	-	-	-	-
at Manhattan	11/18/16		dnp	-	-	-	-	-	-	-	-	-	-	-	-	-	-	-	-	-
vs Bradley	11/21/16		dnp	-	-	-	-	-	-	-	-	-	-	-	-	-	-	-	-	-
vs Vermont	11/22/16		dnp	-	-	-	-	-	-	-	-	-	-	-	-	-	-	-	-	-
vs South Dakota	11/23/16		dnp	-	-	-	-	-	-	-	-	-	-	-	-	-	-	-	-	-
MEDAILLE	11/25/16	2		0-1	.000	0-0	.000	0-0	.000	0	0	0	0.0	0	0	0	0	0	0	0.0
at Columbia	11/29/16		dnp	-	-	-	-	-	-	-	-	-	-	-	-	-	-	-	-	-
at Florida Atlantic	12/03/16		dnp	-	-	-	-	-	-	-	-	-	-	-	-	-	-	-	-	-
ST. BONAVENTURE	12/06/16		dnp	-	-	-	-	-	-	-	-	-	-	-	-	-	-	-	-	-
Totals		0	2	0-1	.000	0-0	.000	0-0	.000	0	0	0	0.0	0	0	0	0	0	0	0.0

Games played: 1
Minutes/game: 2.0
FG Pct: 0.0

#14 Bernardi, Brian

Opponent	Date	gs	min	Total		3-Pointers		Free throws		Rebounds				pf	a	t/o	blk	stl	pts	avg
				fg-fga	pct	3fg-fga	pct	ft-fta	pct	off	def	tot	avg							
COPPIN STATE	11/11/16	*	33	0-9	.000	0-8	.000	6-6	1.000	1	4	5	5.0	1	3	1	0	0	6	6.0
at Sacred Heart	11/15/16	*	32	7-11	.636	3-4	.750	5-6	.833	0	1	1	3.0	2	2	2	0	0	22	14.0
at Manhattan	11/18/16	*	35	4-10	.400	1-5	.200	5-6	.833	0	1	1	2.3	2	5	1	0	0	14	14.0
vs Bradley	11/21/16	*	32	4-11	.364	3-7	.429	4-4	1.000	0	2	2	2.3	2	1	1	0	1	15	14.3
vs Vermont	11/22/16	*	37	2-9	.222	2-7	.286	3-4	.750	0	2	2	2.2	1	1	1	0	1	9	13.2
vs South Dakota	11/23/16	*	33	5-9	.556	3-7	.429	2-2	1.000	1	0	1	2.0	1	1	3	0	0	15	13.5
MEDAILLE	11/25/16	*	25	5-10	.500	3-6	.500	4-4	1.000	1	2	3	2.1	1	3	1	0	1	17	14.0
at Columbia	11/29/16	*	35	6-12	.500	5-8	.625	4-8	.500	1	0	1	2.0	0	1	1	1	1	21	14.9
at Florida Atlantic	12/03/16	*	34	3-8	.375	3-6	.500	2-2	1.000	0	1	1	1.9	1	0	2	0	0	11	14.4
ST. BONAVENTURE	12/06/16	*	33	4-13	.308	2-8	.250	1-2	.500	0	3	3	2.0	0	1	0	0	1	11	14.1
Totals		10	329	40-102	.392	25-66	.379	36-44	.818	4	16	20	2.0	11	18	13	1	5	141	14.1

Games played: 10
Minutes/game: 32.9
Points/game: 14.1
FG Pct: 39.2
3FG Pct: 37.9
FT Pct: 81.8

Rebounds/game: 2.0
Assists/game: 1.8
Turnovers/game: 1.3
Assist/turnover ratio: 1.4
Steals/game: 0.5
Blocks/game: 0.1



2016-17 Hofstra Basketball
Hofstra Individual Game-by-Game (as of Dec 07, 2016)
All games



#23 Klementowicz, Connor

Opponent	Date	gs	min	Total		3-Pointers		Free throws		Rebounds				pf	a	t/o	blk	stl	pts	avg
				fg-fga	pct	3fg-fga	pct	ft-fta	pct	off	def	tot	avg							
COPPIN STATE	11/11/16		dnp	-	-	-	-	-	-	-	-	-	-	-	-	-	-	-	-	-
at Sacred Heart	11/15/16		dnp	-	-	-	-	-	-	-	-	-	-	-	-	-	-	-	-	-
at Manhattan	11/18/16		dnp	-	-	-	-	-	-	-	-	-	-	-	-	-	-	-	-	-
vs Bradley	11/21/16		dnp	-	-	-	-	-	-	-	-	-	-	-	-	-	-	-	-	-
vs Vermont	11/22/16		dnp	-	-	-	-	-	-	-	-	-	-	-	-	-	-	-	-	-
vs South Dakota	11/23/16		dnp	-	-	-	-	-	-	-	-	-	-	-	-	-	-	-	-	-
MEDAILLE	11/25/16		2	1-1	1.000	1-1	1.000	0-0	.000	0	0	0	0.0	0	0	0	0	0	3	3.0
at Columbia	11/29/16		dnp	-	-	-	-	-	-	-	-	-	-	-	-	-	-	-	-	-
at Florida Atlantic	12/03/16		dnp	-	-	-	-	-	-	-	-	-	-	-	-	-	-	-	-	-
ST. BONAVENTURE	12/06/16		dnp	-	-	-	-	-	-	-	-	-	-	-	-	-	-	-	-	-
Totals		0	2	1-1	1.000	1-1	1.000	0-0	.000	0	0	0	0.0	0	0	0	0	0	3	3.0

Games played: 1
Minutes/game: 2.0
Points/game: 3.0
FG Pct: 100.0
3FG Pct: 100.0

#24 Robinson, Jamall

Opponent	Date	gs	min	Total		3-Pointers		Free throws		Rebounds				pf	a	t/o	blk	stl	pts	avg
				fg-fga	pct	3fg-fga	pct	ft-fta	pct	off	def	tot	avg							
COPPIN STATE	11/11/16	*	15	1-5	.200	1-3	.333	0-0	.000	0	0	0	0.0	2	2	0	0	3	3	3.0
at Sacred Heart	11/15/16		dnp	-	-	-	-	-	-	-	-	-	-	-	-	-	-	-	-	-
at Manhattan	11/18/16		20	1-3	.333	0-1	.000	0-0	.000	3	1	4	2.0	0	0	0	0	0	2	2.5
vs Bradley	11/21/16		15	2-2	1.000	2-2	1.000	0-0	.000	1	0	1	1.7	1	1	1	0	0	6	3.7
vs Vermont	11/22/16		4	0-2	.000	0-0	.000	0-0	.000	1	0	1	1.5	0	0	0	0	0	0	2.8
vs South Dakota	11/23/16		33	3-7	.429	1-4	.250	0-0	.000	4	1	5	2.2	1	1	2	0	0	7	3.6
MEDAILLE	11/25/16		dnp	-	-	-	-	-	-	-	-	-	-	-	-	-	-	-	-	-
at Columbia	11/29/16		29	4-7	.571	4-7	.571	0-0	.000	3	2	5	2.7	3	0	2	0	0	12	5.0
at Florida Atlantic	12/03/16		22	5-6	.833	2-3	.667	0-0	.000	2	3	5	3.0	2	0	0	0	0	12	6.0
ST. BONAVENTURE	12/06/16		17	1-4	.250	1-4	.250	0-0	.000	3	1	4	3.1	3	1	1	1	0	3	5.6
Totals		1	155	17-36	.472	11-24	.458	0-0	.000	17	8	25	3.1	12	5	6	1	3	45	5.6

Games played: 8
Minutes/game: 19.4
Points/game: 5.6
FG Pct: 47.2
3FG Pct: 45.8

Rebounds/game: 3.1
Assists/game: 0.6
Turnovers/game: 0.8
Assist/turnover ratio: 0.8
Steals/game: 0.4
Blocks/game: 0.1



2016-17 Hofstra Basketball
Hofstra Individual Game-by-Game (as of Dec 07, 2016)
All games



#33 Sabety, Hunter

Opponent	Date	gs	min	Total		3-Pointers		Free throws		Rebounds				pf	a	t/o	blk	stl	pts	avg
				fg-fga	pct	3fg-fga	pct	ft-fga	pct	off	def	tot	avg							
COPPIN STATE	11/11/16		4	1-1	1.000	0-0	.000	0-1	.000	1	4	5	5.0	1	0	0	1	0	2	2.0
at Sacred Heart	11/15/16		4	0-0	.000	0-0	.000	0-0	.000	0	1	1	3.0	1	0	2	1	0	0	1.0
at Manhattan	11/18/16		7	1-1	1.000	0-0	.000	0-0	.000	1	3	4	3.3	2	0	1	1	0	2	1.3
vs Bradley	11/21/16		10	0-1	.000	0-0	.000	2-2	1.000	2	2	4	3.5	1	0	0	0	2	2	1.5
vs Vermont	11/22/16		12	3-4	.750	0-0	.000	1-2	.500	3	1	4	3.6	2	0	0	0	0	7	2.6
vs South Dakota	11/23/16		4	0-1	.000	0-0	.000	0-0	.000	1	1	2	3.3	0	1	1	0	0	0	2.2
MEDAILLE	11/25/16		12	2-3	.667	0-0	.000	3-4	.750	2	4	6	3.7	2	0	0	5	0	7	2.9
at Columbia	11/29/16		12	2-2	1.000	0-0	.000	0-0	.000	1	4	5	3.9	4	0	1	1	0	4	3.0
at Florida Atlantic	12/03/16		11	2-3	.667	0-0	.000	3-4	.750	4	3	7	4.2	2	0	0	0	0	7	3.4
ST. BONAVENTURE	12/06/16		11	0-1	.000	0-0	.000	0-0	.000	1	3	4	4.2	1	0	0	1	0	0	3.1
Totals		0	87	11-17	.647	0-0	.000	9-13	.692	16	26	42	4.2	16	1	5	10	2	31	3.1

Games played: 10
Minutes/game: 8.7
Points/game: 3.1
FG Pct: 64.7
FT Pct: 69.2

Rebounds/game: 4.2
Assists/game: 0.1
Turnovers/game: 0.5
Assist/turnover ratio: 0.2
Steals/game: 0.2
Blocks/game: 1.0

#44 Walker, Andre

Opponent	Date	gs	min	Total		3-Pointers		Free throws		Rebounds				pf	a	t/o	blk	stl	pts	avg
				fg-fga	pct	3fg-fga	pct	ft-fga	pct	off	def	tot	avg							
COPPIN STATE	11/11/16		dnp	-	-	-	-	-	-	-	-	-	-	-	-	-	-	-	-	-
at Sacred Heart	11/15/16		dnp	-	-	-	-	-	-	-	-	-	-	-	-	-	-	-	-	-
at Manhattan	11/18/16		dnp	-	-	-	-	-	-	-	-	-	-	-	-	-	-	-	-	-
vs Bradley	11/21/16		dnp	-	-	-	-	-	-	-	-	-	-	-	-	-	-	-	-	-
vs Vermont	11/22/16		dnp	-	-	-	-	-	-	-	-	-	-	-	-	-	-	-	-	-
vs South Dakota	11/23/16		dnp	-	-	-	-	-	-	-	-	-	-	-	-	-	-	-	-	-
MEDAILLE	11/25/16		4	0-0	.000	0-0	.000	0-0	.000	0	2	2	2.0	1	0	1	3	0	0	0.0
at Columbia	11/29/16		dnp	-	-	-	-	-	-	-	-	-	-	-	-	-	-	-	-	-
at Florida Atlantic	12/03/16		dnp	-	-	-	-	-	-	-	-	-	-	-	-	-	-	-	-	-
ST. BONAVENTURE	12/06/16		dnp	-	-	-	-	-	-	-	-	-	-	-	-	-	-	-	-	-
Totals		0	4	0-0	.000	0-0	.000	0-0	.000	0	2	2	2.0	1	0	1	3	0	0	0.0

Games played: 1
Minutes/game: 4.0

Rebounds/game: 2.0
Turnovers/game: 1.0
Blocks/game: 3.0



Official Basketball Box Score -- Game Totals -- Final Statistics
St. Bonaventure vs Hofstra
 12/06/16 7 p.m. at Hempstead, NY (Mack Sports Complex)



St. Bonaventure 81 • 6-2

##	Player		Total	3-Ptr	FT-FTA	Rebounds			PF	TP	A	TO	Blk	Stl	Min
			FG-FGA	FG-FGA		Off	Def	Tot							
12	Gregg, Denzel	f	4-9	0-0	2-4	5	3	8	4	10	1	3	1	0	28
33	Ayeni, Josh	f	1-1	0-0	0-0	1	0	1	4	2	1	1	0	1	7
01	Taqquee, Idris	g	0-5	0-1	2-2	2	2	4	2	2	4	1	1	1	36
02	Mobley, Matt	g	7-14	3-6	6-8	1	11	12	3	23	1	4	2	0	40
10	Adams, Jaylen	g	8-19	4-7	11-12	2	6	8	4	31	5	5	1	2	37
00	Andoh, David		5-8	1-2	0-2	3	2	5	1	11	0	0	0	0	29
03	Coburn, Tareq		0-0	0-0	0-0	0	0	0	0	0	0	0	0	0	3
32	Ikpeze, Amadi		1-6	0-0	0-0	1	5	6	2	2	0	1	0	0	20
Team						1	3	4				1			
Totals			26-62	8-16	21-28	16	32	48	20	81	12	16	5	4	200

FG % 1st Half: 19-40 47.5% 2nd half: 7-22 31.8% Game: 26-62 41.9%
 3FG % 1st Half: 5-11 45.5% 2nd half: 3-5 60.0% Game: 8-16 50.0%
 FT % 1st Half: 5-6 83.3% 2nd half: 16-22 72.7% Game: 21-28 75.0%

Deadball
Rebounds
5

Hofstra 75 • 6-4

##	Player		Total	3-Ptr	FT-FTA	Rebounds			PF	TP	A	TO	Blk	Stl	Min
			FG-FGA	FG-FGA		Off	Def	Tot							
00	Greer, Ty	f	5-10	1-4	0-0	2	6	8	2	11	4	4	1	0	23
11	Gustys, Rokas	c	9-14	0-0	2-7	5	4	9	4	20	1	1	0	4	29
02	Powers, Deron	g	3-13	1-4	3-4	0	2	2	2	10	6	2	0	2	36
05	Pemberton, Eli	g	3-10	2-5	7-8	0	1	1	4	15	2	0	0	2	35
14	Bernardi, Brian	g	4-13	2-8	1-2	0	3	3	0	11	1	0	0	1	33
03	Wright-Foreman, J		2-4	1-3	0-0	1	1	2	1	5	2	0	0	0	16
24	Robinson, Jamall		1-4	1-4	0-0	3	1	4	3	3	1	1	1	0	17
33	Sabety, Hunter		0-1	0-0	0-0	1	3	4	1	0	0	0	1	0	11
	Team					1	1	2	1						
	Totals		27-69	8-28	13-21	13	22	35	18	75	17	8	3	9	200

FG % 1st Half: 13-32 40.6% 2nd half: 14-37 37.8% Game: 27-69 39.1%
 3FG % 1st Half: 5-13 38.5% 2nd half: 3-15 20.0% Game: 8-28 28.6%
 FT % 1st Half: 5-8 62.5% 2nd half: 8-13 61.5% Game: 13-21 61.9%

Deadball
Rebounds
5

Officials: Tim Comer, Louie Andrakakos and Michael Luckie
 Technical fouls: St. Bonaventure-None. Hofstra-TEAM.
 Attendance: 2112

Score by periods	1st	2nd	Total
St. Bonaventure	48	33	81
Hofstra	36	39	75


	In	Off	2nd	Fast	
Points	Paint	T/O	Chance	Break	Bench
SBU	22	8	12	0	13
HOFSTR	32	18	11	6	8

Last FG - SBU 2nd-02:40, HOFSTRA 2nd-02:25.
 Largest lead - SBU by 13 2nd-18:24, HOFSTRA by 4 2nd-05:15.
 SBU led for 29:29. HOFSTRA led for 06:35. Game was tied for 03:56.

Score tied - 9 times.
 Lead changed - 12 times.

Hofstra

Radio/TV Chart




0

**TY
GREER**

F, 6-6, 210, Jr.
Chicago, IL

ppg rpg




2

**DERON
POWERS**

G, 6-0, 170, Sr.
Williamsburg, VA

ppg rpg



3

**JUSTIN
WRIGHT-FOREMAN**

G, 6-0, 184, So.
Queens, NY

ppg rpg



4

**DESURE
BUIE**

G, 6-0, 155, So.
Bronx, NY

ppg rpg



5

**ELI
PEMBERTON**

G, 6-4, 190, Fr.
Middletown, CT

ppg rpg




11

**ROKAS
GUSTYS**

F/C, 6-9, 260, Jr.
Kaunas, Lithuania

ppg rpg



12

**TOMMY
ROS**

F, 6-8, 210, Fr.
Paris, France

ppg rpg



14

**BRIAN
BERNARDI**

G, 6-2, 200, Jr.
Staten Island, NY

ppg rpg



15

**STAFFORD
TRUEHEART**

F, 6-8, 195, Fr.
Lancaster, NY

ppg rpg




23

**CONNOR
KLEMENTOWICZ**

G, 6-3, 195, Fr.
Freehold, NJ

ppg rpg



24

**JAMALL
ROBINSON**

G/F, 6-5, 208, Jr.
Cheltenham, MD

ppg rpg



33

**HUNTER
SABETY**

F, 6-9, 290, Jr.
Oceanside, NY

ppg rpg



44

**ANDRE
WALKER**

F/C, 6-10, 230, Jr.
Gaithersburg, MD

ppg rpg



JOE

MIHALICH

Head Coach
Fourth Season at
Hofstra/19th Season Overall