



# KENTUCKY

## 2016-17 MEN'S BASKETBALL



Wednesday, Dec. 21 - 7 p.m. ET  
KFC Yum! Center (22,090) | Louisville, Ky.

### Stat Breakdown

95.2	Points Per Game	78.5
71.6	Opp. Points Per Game	59.4
49.0	Field-Goal Pct.	43.4
39.8	Opp. Field-Goal Pct.	35.9
43.3	Rebounds Per Game	45.0
34.2	3-point FG Pct.	32.9
28.6	Opp. 3-point FG Pct.	28.7
68.6	Free-Throw Pct.	68.9
19.9	Assists Per Game	14.9
7.1	Steals Per Game	7.5
7.1	Blocks Per Game	7.2

### Series Breakdown

Overall (UK leads)	34-15
At Louisville (UK leads)	12-8
Calipari vs. Louisville	14-6
Pitino vs. UK	5-12
Current UK streak	Won 4



### Louisville Cardinals

10-1 Overall    0-0 ACC    10/11 AP/USA

Head Coach: Rick Pitino  
Overall Record: 755-263 (32nd season)  
Record at UL: 401-135 (16th season)

Points: Donovan Mitchell (11.7 rpg)  
Rebounds: Jaylen Johnson (8.1 rpg)  
Assists: Quentin Snider (3.8 apg)  
Blocks: Anas Mahmoud (2.5 bpg)  
Steals: Donovan Mitchell (2.5 spg)

### Kentucky Wildcats

10-1 Overall    0-0 SEC    6/5 AP/USA

Head Coach: John Calipari  
Overall Record: 630-186 (25th season)  
Record at UK: 227-48 (8th season)


Points: Malik Monk (21.9 rpg)  
Rebounds: Bam Adebayo (7.9 rpg)  
Assists: De'Aaron Fox (7.2 apg)  
Blocks: Bam Adebayo (1.6 bpg)  
Steals: De'Aaron Fox (1.7 spg)

### Schedule

OVERALL: 10-1 | SEC: 0-0  
Home: 6-1 | Away: 0-0 | Neutral: 4-0

Date	UK Rk.	O.Rk.	Opponent	TV	Time/Result
<b>Exhibition Games</b>					
O. 30	-/4	-/-	CLARION	SEC	W, 108-51
N. 6	2/4	-/-	ASBURY	SEC	W, 156-63
N. 11	2/4	-/-	STEPHEN F. AUSTIN	SEC	W, 87-64
N. 13	2/4	-/-	<sup>1</sup> CANISIUS	ESPN2	W, 93-69
N. 15	2/2	13/13	<sup>2</sup> vs. Michigan St.	ESPN	W, 69-48
N. 20	2/2	-/-	<sup>1</sup> DUQUESENE	ESPN2	W, 93-59
N. 23	1/1	-/-	<sup>1</sup> CLEVELAND ST.	SEC	W, 101-70
N. 25	1/1	-/-	<sup>1</sup> UT MARTIN	SEC	W, 111-76
N. 28	1/1	-/-	<sup>3</sup> Arizona State	ESPN2	W, 115-69
D. 3	1/1	11/9	UCLA	CBS	L, 97-92
D. 7	6/7	RV/RV	VALPARAISO	SEC	W, 87-63
D. 11	6/7	-/-	<sup>4</sup> vs. Hofstra	ESPN	W, 96-73
D. 17	6/7	7/6	<sup>5</sup> vs. North Carolina	CBS	W, 103-100

### Kentucky's Projected Starters (based on last outing)



3	Bam Adebayo	Fr.   Forward
MPG	24.7	
PPG	12.6	
RPG	7.9	
APG	0.9	
BPG	1.6	



13	Isaiah Briscoe	So.   Guard
MPG	29.8	
PPG	15.9	
RPG	3.4	
APG	3.6	
SPG	1.2	



0	De'Aaron Fox	Fr.   Guard
MPG	30.6	
PPG	15.9	
RPG	5.3	
APG	7.2	
SPG	1.7	



32	Wenyen Gabriel	Fr.   Forward
MPG	20.5	
PPG	6.5	
RPG	5.8	
APG	1.4	
BPG	0.8	



5	Malik Monk	Fr.   Guard
MPG	28.9	
PPG	21.9	
RPG	2.4	
APG	2.4	
SPG	1.1	

### UK Reserves

No.	Name	Position	Class	PPG	RPG	APG	MPG	SPG	BPG
20	Brad Calipari	Guard	Freshman	0.9	0.2	0.1	3.7	0.0	0.1
10	Jonny David	Guard	Sophomore	0.0	0.0	0.0	1.8	0.0	0.0
25	Dominique Hawkins	Guard	Senior	3.4	1.9	2.8	16.8	0.6	0.0
15	Isaac Humphries	Forward	Sophomore	3.9	4.4	0.5	11.8	0.5	1.2
1	Sacha Killeya-Jones	Forward	Freshman	3.6	2.7	0.1	8.5	0.1	0.9
11	Mychal Mulder	Guard	Senior	7.8	2.6	0.4	12.3	0.3	0.4
30	Dillon Pulliam	Guard	RS-Sophomore	0.0	0.3	0.3	1.5	0.0	0.0
35	Derek Willis	Forward	Senior	6.9	3.7	1.1	18.3	0.9	1.1
14	Tai Wynyard	Forward	RS-Freshman	1.1	1.3	0.1	2.9	0.0	0.1

### Storylines

- Kentucky is 8-1 vs. Louisville in the Calipari era, including four straight victories. The Wildcats are 14-1 vs. in-state foes since Coach Cal's arrival
- Malik Monk scored 47 points vs. No. 7/6 North Carolina on Saturday. The 47 points crushed the school's previous freshman record of 35 points. It was also the most points in the John Calipari era and the most since Jodie Meeks' single-game record of 54 points at Tennessee on Jan. 18, 2009
- The Wildcats improved to 4-0 away from home this season with the win over North Carolina
- UK is 46-16 vs. ranked opponents in the Calipari era after the win over UNC. Calipari moved to 23-11 in his career when both teams are ranked in the top 10 of the AP Top 25 in his career, including a 12-4 mark at UK
- De'Aaron Fox etched his name into the UK record

- books with just the second triple-double in school history vs. Arizona State. He joined Chris Mills (1988) as the only Wildcats to turn the trick
- Monk's 38 3-point field goals through 11 games are ahead of Jodie Meeks' single-season record-setting pace through the first 11 games of the 2008-09 season
- The Wildcats are averaging just 13.8 seconds per possession, the seventh-fastest mark in the country and the best among Power Five teams
- Through the first 11 games, De'Aaron Fox has 79 assists, ahead of where Tyler Ulis (53) sat through the first 11 last year when he went on to break the school's single-season assist record (Ulis missed a game during the first 11)
- UK is averaging 95.2 points per game, ranked third in the country

D. 21	6/5	10/11	at Louisville	ESPN	7 p.m.
D. 29	-/-	-/-	*at Ole Miss	ESPN2	8 p.m.
J. 3	-/-	-/-	*TEXAS A&M	ESPN	9 p.m.
J. 7	-/-	-/-	*ARKANSAS	SEC	8:30 p.m.
J. 10	-/-	-/-	*at Vanderbilt	ESPN	7 p.m.
J. 14	-/-	-/-	*AUBURN	ESPN/2	4 p.m.
J. 17	-/-	-/-	*at Miss. State	ESPN	7 p.m.
J. 21	-/-	-/-	*S. CAROLINA	ESPN/2	4-8 p.m.
J. 24	-/-	-/-	*at Tennessee	ESPN	9 p.m.
J. 28	-/-	-/-	<sup>6</sup> KANSAS	ESPN	6 p.m.
J. 31	-/-	-/-	*GEORGIA	ESPN	9 p.m.
F. 4	-/-	-/-	*at Florida	ESPN/2	2-8 p.m.
F. 7	-/-	-/-	*LSU	ESPN	7 p.m.
F. 11	-/-	-/-	*at Alabama	CBS	1 p.m.
F. 14	-/-	-/-	*TENNESSEEE	ESPN	7 p.m.
F. 18	-/-	-/-	*at Georgia	ESPN/2	4-8 p.m.
F. 21	-/-	-/-	*at Missouri	SEC	9 p.m.
F. 25	-/-	-/-	*FLORIDA	CBS	2 p.m.
F. 28	-/-	-/-	*VANDERBILT	ESPN	9 p.m.
M. 4	-/-	-/-	*at Texas A&M	CBS	Noon

### SEC Tournament (Nashville, Tenn. | Bridgestone Arena)

M. 8-12	TBD	SEC/ESPN	TBD
---------	-----	----------	-----

All times Eastern \*SEC conference game HOME GAMES IN CAPS  
<sup>1</sup>Bluegrass Showcase (Rupp Arena); <sup>2</sup>Champions Classic (Madison Square Garden, New York);  
<sup>3</sup>Atlantis Showcase (Imperial Arena, Paradise Island, Bahamas); <sup>4</sup>Barclays Center (Brooklyn, N.Y.); <sup>5</sup>CBS Sports Classic (T-Mobile Arena, Las Vegas); <sup>6</sup>SEC/Big 12 Challenge (Rupp Arena)

### Watch | Listen | Stats

TV - ESPN  
PXP - Dan Shulman  
Analyst - Jay Bilas  
Sideline - Maria Taylor

Live stats - UKathletics.com  
Social media - @KentuckyMBB

Radio - UK Radio Network  
PXP - Tom Leach  
Analyst - Mike Pratt  
Sirius - 119 | XM - 193

Hashtag: #UKvsUL

### Numbers to Know

- 2,215 - National all-time wins leader
- 100 - UK has scored 100-plus points four times this season, the most since the 2009-10 team also had four 100-plus games
- 47 - Points from Malik Monk vs. UNC, a UK freshman record
- 4 - Consecutive UK wins over Louisville





**0 Guard**  
**De'Aaron Fox**  
 6-3 | 187 | Freshman  
 Houston  
 Cypress Lakes



**1 Forward**  
**Sacha Killeya-Jones**  
 6-10 | 230 | Freshman  
 Chapel Hill, N.C.  
 Virginia Episcopal



**3 Forward**  
**Bam Adebayo**  
 6-10 | 260 | Freshman  
 Little Washington, N.C.  
 High Point Christian Acad.



**5 Guard**  
**Malik Monk**  
 6-3 | 200 | Freshman  
 Lepanto, Ark.  
 Bentonville



**10 Guard**  
**Jonny David**  
 6-2 | 183 | Sophomore  
 Pittsburgh  
 Mt. Lebanon



**11 Guard**  
**Mychal Mulder**  
 6-4 | 185 | Senior  
 Windsor, Ontario  
 Vincennes University



**13 Guard**  
**Isaiah Briscoe**  
 6-3 | 210 | Sophomore  
 Newark, N.J.  
 Roselle Catholic



**14 Forward**  
**Tai Wynyard**  
 6-10 | 254 | R-Freshman  
 Auckland, New Zealand  
 Rangitoto College




**15 Forward**  
**Isaac Humphries**  
 7-0 | 255 | Sophomore  
 Sydney, Australia  
 La Lumiere School



**20 Guard**  
**Brad Calipari**  
 6-0 | 178 | Freshman  
 Franklin Lakes, N.J.  
 MacDuffie School



**25 Guard**  
**Dominique Hawkins**  
 6-0 | 191 | Senior  
 Richmond, Ky.  
 Madison Central



**30 Guard**  
**Dillon Pulliam**  
 6-3 | 195 | R-Sophomore  
 Cynthiana, Ky.  
 Transylvania Univ.



**32 Forward**  
**Wenyen Gabriel**  
 6-9 | 213 | Freshman  
 Manchester, N.H.  
 Wilbraham & Monson Acad.



**35 Forward**  
**Derek Willis**  
 6-9 | 228 | Senior  
 Mt. Washington, Ky.  
 Bullitt East



**Head Coach**  
**John Calipari**



**Associate Coach**  
**Kenny Payne**



**Assistant Coach**  
**Tony Barbee**



**Assistant Coach**  
**Joel Justus**



**Special Assistant**  
**John Robic**

2016-17 Kentucky Men's Basketball Roster

No.	Name	Position	Height	Weight	Class	Hometown	Previous School	Major	Twitter	Instagram
0	De'Aaron Fox	Guard	6-3	187	FR	Houston	Cypress Lakes	Undergrad Studies	@Swipathefox	@swipathefox
1	Sacha Killeya-Jones	Forward	6-10	230	FR	Chapel Hill, N.C.	Virginia Episcopal	Communication	@The_SKJ	@the_skj
3	Bam Adebayo	Forward	6-10	260	FR	Little Washington, N.C.	High Point Christian	Undergrad Studies	@IAmBam13_	@bam1of1
5	Malik Monk	Guard	6-3	200	FR	Lepanto, Ark.	Bentonville	Undergrad Studies	@AhmadMonk	@ahmad_monk
10	Jonny David	Guard	6-2	183	SO	Pittsburgh	Mt. Lebanon	Kinesiology	@jddavid010	@jddavid010
11	Mychal Mulder	Guard	6-4	185	SR	Windsor, Ontario	Vincennes Univ.	Communication	@MychalMulder	@mikemulder11
13	Isaiah Briscoe	Guard	6-3	210	SO	Newark, N.J.	Roselle Catholic	Undergrad Studies	@ZayBriscoe	@zaaay_
14	Tai Wynyard	Forward	6-10	254	R-FR	Auckland, New Zealand	Rangitoto College	Undergrad Studies	@WynyardTai	@taiwynyard
15	Isaac Humphries	Forward	7-0	255	SO	Sydney, Australia	La Lumiere School	Communication	@IsaacHumphries7	@isaachumphries7
20	Brad Calipari	Guard	6-0	178	FR	Franklin Lakes, N.J.	MacDuffie School	Marketing	@bradcalipari	@bradcalipari
25	Dominique Hawkins	Guard	6-0	191	SR	Richmond, Ky.	Madison Central	Communication	@DHawk_25	@dhawk_25
30	Dillon Pulliam	Guard	6-3	195	R-SO	Cynthiana, Ky.	Transylvania Univ.	Computer Engineering	@DPull32	@dpull32
32	Wenyen Gabriel	Forward	6-9	213	FR	Manchester, N.H.	Wilbraham & Monson	Undergrad Studies	@WenyenGabriel	@wenyengabriel
35	Derek Willis	Forward	6-9	228	SR	Mt. Washington, Ky.	Bullitt East	Communication	@derek_willis33	@dxw_33

**Head Coach:** John Calipari (Clarion, 1982)  
**Associate Head Coach:** Kenny Payne (Louisville, 2003)  
**Assistant Coaches:** Tony Barbee (UMass, 1993)  
 Joel Justus (UNC Wilmington, 2004)  
**Special Asst. to the Head Coach:** John Robic (Denison, 1986)  
**Associate AD/Basketball Operations:** Chris Woolard (UCLA, 1997)  
**Strength Coach:** Robert Harris (Kentucky State, 2009)  
**Athletic Trainer:** Chris Simmons (Memphis, 2002)

Pronunciation Guide

BAM ADEBAYO	(ah-duh-BUY-o)
BRAD/JOHN CALIPARI	(cal-a-PEAR-ee)
DOMINIQUE HAWKINS	(dom-UH-neek)
WENYEN GABRIEL	(when-yen)
SACHA KILLEYA-JONES	(sah-SHA) (kuh-LEE-uh)
MALIK MONK	(muh-LEAK)
MYCHAL MULDER	like michael
DILLON PULLIAM	(pull-E-um)
TAI WYNWARD	(tie) (win-YARD)


UK MBB Media Relations



**Eric Lindsey**  
 Coach Cal interviews  
 Primary contact



**Deb Moore**  
 Player interviews  
 Secondary contact



**Jake Most**



**Stephanie Guy**

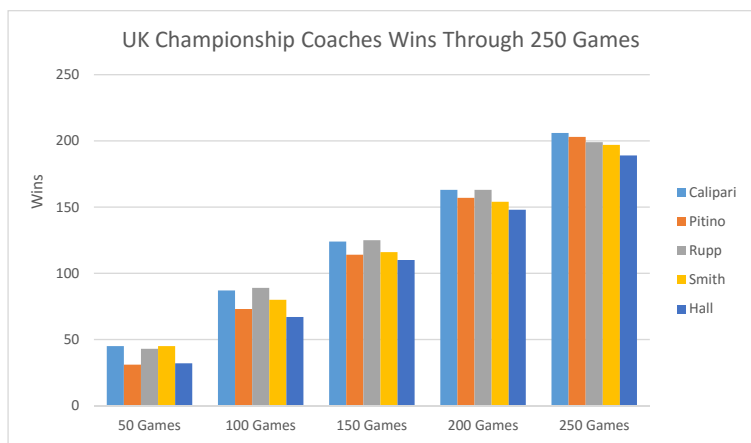
859-257-3838

University Quick Facts

**President:** Dr. Eli Capilouto  
**Faculty Rep:** Joseph L. Fink III  
**Athletics Director:** Mitch Barnhart  
**Deputy AD:** DeWayne Peevy  
**Enrollment:** 30,000  
**Founded:** 1865  
**Home Arena:** Rupp Arena  
**Capacity:** 23,000  
**Rupp Arena Record:** 552-65 (.895)  
**All-time Record:** 2,215-683-1 (.764)  
**Website:** UKathletics.com



# UK'S CHAMPIONSHIP COACHES THROUGH THEIR FIRST EIGHT SEASONS



Weeks as AP No. 1		Record as AP No. 1	
Calipari	36	Calipari	69-7
Hall	14	Hall	25-2
Pitino	6	Pitino	7-4
Smith	3	Smith	3-1
Rupp	N/A	Rupp	N/A

SEC Titles		
	Regular Season	Tournament
<b>Smith</b>	5 (98, 00, 01, 03, 05)	5 (98, 99, 01, 03, 04)
<b>*Calipari</b>	4 (10, 12, 15, 16)	4 (10, 11, 15, 16)
<b>Pitino</b>	2 (95, 96)	5 (92, 93, 94, 95, 97)
<b>Rupp</b>	3 (33, 35, 37)	2 (33, 37)
<b>Hall</b>	5 (73, 75, 77, 78, 80)	0

*\*Calipari is currently in his eighth season. Other numbers reflect conclusion of eighth season.*

## FINAL FOURS



Noteworthy			
	All-Americans	SEC POY	All-SEC
<b>*Calipari</b>	10	3	18
<b>Hall</b>	10	3	22
<b>Rupp</b>	9	0	0
<b>Pitino</b>	4	3	20
<b>Smith</b>	4	2	19

*\*Calipari is currently in his eighth season. Other numbers reflect conclusion of eighth season.*



## Achievements Under Calipari Never Achieved Before in History of Program ...

- 2** - National Players of the Year (John Wall, 2010; Anthony Davis, 2012)
- 3** - No. 1 NBA Draft Picks (Wall, 2010; Davis, 2012; Karl-Anthony Towns, 2015)
- 38** - NCAA victories, a single-season record achieved in 2012 and 2015
- 38-0** - start to the season in 2015, never before been achieved in NCAA history
- 6** - of eight teams ranked No. 1 at some point in the season
- 54** - consecutive home victories to begin UK coaching career
- 2** - National Freshmen of the Year (Wall, 2010; Davis, 2012)
- 2** - National Defensive Player of the Year (Davis, 2012; Willie Cauley-Stein, 2015)

### Winning Percentage

Rupp	.829
Calipari	.825
Pitino	.814
Smith	.791
Hall	.753

### Adolph Rupp (1931-72)

Appeared in his first Final Four in 1942, his 12th season. He's UK's all-time wins leader (876). In his career, he advanced to six Final Fours and won four National Championships.





The Polls

Associated Press Top 25  
Dec. 19

1. Villanova (56)
2. UCLA (3)
3. Kansas
4. Baylor (6)
5. Duke
6. Kentucky
7. Gonzaga
8. North Carolina
9. Creighton
10. Louisville
11. West Virginia
12. Virginia
13. Butler
14. Wisconsin
15. Purdue
16. Indiana
17. Xavier
18. Arizona
19. Satin Mary's
20. Oregon
21. Florida State
22. South Carolina
23. Southern Cal
24. Cincinnati
25. Notre Dame

USA Today Coaches Poll  
Dec. 19

1. Villanova (28)
2. UCLA (2)
3. Kansas (1)
4. Duke (1)
5. Kentucky
6. Baylor
7. Gonzaga
8. North Carolina
9. Creighton
10. Virginia
11. Louisville
12. West Virginia
13. Butler
14. Wisconsin
15. Purdue
16. Indiana
17. Xavier
18. Arizona
19. Saint Mary's
20. South Carolina
21. Oregon
22. Florida State
23. Cincinnati
24. Notre Dame
25. Southern Cal

Receiving Votes: Florida, Virginia Tech, Maryland, Seton Hall, Oklahoma State, Valparaiso, Minnesota, Miami, Northwestern, Iowa State, Clemson, Kansas State, Loyola (Chicago)

Receiving Votes: Florida, Oklahoma State, Maryland, Arkansas, Miami, Virginia Tech, California, Middle Tennessee State, Wichita State, Seton Hall, TCU, Texas Tech, Nevada, Colorado, Michigan State, Minnesota, Valparaiso

Kentucky Week by Week

Preseason	2/4	Jan. 9	-/-
Nov. 14	2/2	Jan. 16	-/-
Nov. 21	1/1	Jan. 23	-/-
Nov. 28	1/1	Jan. 30	-/-
Dec. 5	6/7	Feb. 6	-/-
Dec. 12	6/7	Feb. 13	-/-
Dec. 19	6/5	Feb. 20	-/-
Dec. 26	-/-	Feb. 27	-/-
Jan. 2	-/-	March 6	-/-
		March 13	-/-
		Final	-/-

SEC Standings as of Dec. 18, 2016

Team	SEC Record	Overall Record	Games Back
Kentucky	0-0 (.000)	10-1 (.909)	0.0
Arkansas	0-0 (.000)	9-1 (.900)	0.0
South Carolina	0-0 (.000)	9-1 (.900)	0.0
Auburn	0-0 (.000)	8-2 (.800)	0.0
Texas A&M	0-0 (.000)	7-3 (.700)	0.0
LSU	0-0 (.000)	7-2 (.778)	0.0
Florida	0-0 (.000)	8-3 (.727)	0.0
Ole Miss	0-0 (.000)	7-3 (.700)	0.0
Georgia	0-0 (.000)	7-3 (.700)	0.0
Mississippi State	0-0 (.000)	6-3 (.667)	0.0
Tennessee	0-0 (.000)	6-5 (.546)	0.0
Alabama	0-0 (.000)	5-5 (.500)	0.0
Missouri	0-0 (.000)	5-5 (.500)	0.0
Vanderbilt	0-0 (.000)	5-5 (.500)	0.0

Kentucky in the Rankings as of Dec. 17, 2016

Team Rankings			Individual Rankings		
Category	Stat	SEC [NCAA]	Category/Player	Stat	SEC [NCAA]
Scoring	95.2	1st [3rd]	Assists Per Game/Fox	7.2	1st [8th]
Scoring Defense	71.6	10th [169th]	Assist-TO Ratio/Fox	3.0	2nd [40th]
Scoring Margin	+23.5	1st [4th]	Def. Rebs. PG/Fox	4.5	8th
Free-Throw Pct.	.686	9th [197th]	Field-Goal Pct./Briscoe	.545	5th [72nd]
Field-Goal Pct.	.490	1st [30th]	Field-Goal Pct./Monk	.503	7th [141st]
Field-Goal Pct. Def.	.398	4th [61st]	Minutes Per Game/Fox	30.6	13th
3-Point FG Pct.	.342	8th [216th]	Minutes Per Game/Briscoe	29.8	18th
3-Point FG Pct. Def.	.286	3rd [20th]	Points Per Game/Monk	21.9	1st [21st]
Rebounding Off.	43.3	1st [11th]	Points Per Game/Fox	15.9	9th [215th]
Rebounding Def.	36.8	11th	Points Per Game/Briscoe	15.9	10th [217th]
Rebounding Margin	+6.5	1st [38th]	Rebs. Per Game/Adebayo	7.9	4th [112th]
Blocks Per Game	7.1	1st [6th]	Rebs. Per Game/Gabriel	5.8	16th
Assists Per Game	19.9	1st [4th]	Off. Rebs. PG/Adebayo	3.7	2nd [23rd]
Steals Per Game	7.1	8th [104th]	Off. Rebs. PG/Gabriel	2.5	9th [162nd]
Turnover Margin	+6.2	1st [7th]	Steals Per Game/Fox	1.7	75th [107th]
Assist/TO Ratio	1.8	1st [6th]	3-Point FG Made PG/Monk	3.5	1st [18th]
Off. Rebs. Per Game	15.7	1st [5th]	3-Point FG Pct./Monk	.422	5th [69th]
Def. Rebs. Per Game	27.5	3rd [76th]			
Def. Rebound Pct.	.686	8th			
Off. Rebound Pct.	.394	2nd			
3-Point FG Per Game	7.5	6th [169th]			

Upcoming in the SEC

Dec. 21-Dec. 29

Contest	Time	TV Network
<b>Wednesday, Dec. 21</b> Little Rock Florida <b>Kentucky at Louisville</b> Missouri vs. Illinois Vanderbilt at Dayton St. Francis at Texas A&M Auburn vs. Oklahoma Arkansas State vs. Alabama Clemson at South Carolina	7 p.m. <b>7 p.m.</b> 7 p.m. 7 p.m. 8 p.m. 8:30 p.m. 9 p.m. 9 p.m.	SEC Network <b>ESPN</b> ESPNU SEC Network+ CBS Sports Net. SEC Network ESPNU
<b>Thursday, Dec. 22</b> Morehead St. at Mississippi St. Tennessee at ETSU Sam Houston State vs. Arkansas LSU at Wake Forest South Alabama at Ole Miss	7 p.m. 7 p.m. 8 p.m. 9 p.m. 9 p.m.	SEC Network ESPN3 ESPNU SEC Network
<b>Friday, Dec. 23</b> Auburn at Connecticut Georgia at Oakland	2:30 p.m. 7 p.m.	ESPN2 ESPN3
<b>Tuesday, Dec. 27</b> Lander at South Carolina	7 p.m.	SEC Network
<b>Thursday, Dec. 29</b> Georgia at Auburn Tennessee at Texas A&M Stetson at Alabama <b>Kentucky at Ole Miss</b> UMKC at Mississippi State Lipscomb at Missouri Florida at Arkansas Vanderbilt at LSU	7 p.m. 7 p.m. 8 p.m. <b>8 p.m.</b> 8 p.m. 8 p.m. 8 p.m. 9 p.m. 9 p.m.	ESPNU SEC Network SEC Network+ <b>ESPN2</b> SEC Network+ SEC Network+ SEC Network+ SEC Network ESPNU

All times Eastern

Media Information

CREDENTIAL REQUESTS

Requests for single-game credentials should be made as far in advance as possible and no later than five days prior to game day online at [sportssystem.com/Kentucky](http://sportssystem.com/Kentucky).

CREDENTIAL CRITERIA

The University of Kentucky's decision to issue credentials to a media outlet for the purposes of covering a UK basketball home or away event is determined by a variety of factors. They include the following:

- Amount of coverage given to Kentucky throughout the season
- Intention/ability to cover all 22 sports at Kentucky
- Distribution/size of publication: free, subscription, sale on newsstands, website traffic, etc.
- Radio or TV station program format and size of audience
- Length of existence of the publication, amount of original copy generated, number of full-time employees of the publication and the journalistic experience of the reporter(s)
- Attendance at Kentucky media sessions, including Olympic sport opportunities
- Space availability
- Professionalism, which includes but is not limited to conduct at games, press conferences, practices, on social media, etc.

The University of Kentucky has the right to revoke credentials under its own discretion.

INTERVIEW POLICIES-GENERAL

All interviews with University of Kentucky basketball players or staff members must be arranged through the Media Relations office. Media should never contact a player or coach directly.

The Wildcat Coal Lodge, dormitories, team locker rooms and other team quarters are private team areas. Media members are not permitted in these areas unless accompanied by appropriate university personnel.

PRACTICE/PRESS CONFERENCES

Other than announced exceptions, UK basketball practices are closed to the media. UK will accept requests to attend practice. All requests must be made by 10 a.m. on the day of the practice. In cases in which practices are open to the media, no cell phones are allowed in the practice facility.

Player interviews are conducted prior to practices the day before a game and will be available to all UK media in the Joe Craft Center lower-level lobby. UK will accept requests for player interviews, but they must be submitted 24 hours prior to the scheduled availability.

Coach John Calipari or an assistant coach will meet with members of the media immediately following player interviews in the lower level lobby of the Joe Craft Center.

Gameday shoot-arounds are closed to the media.

TELEPHONE PLAYER INTERVIEWS

Telephone interviews are available to the media on a call-back basis. Individual player and coach telephone numbers will not be given to members of the media.

Players are instructed not to conduct interviews when contacted directly by telephone. The UK Media Relations Office will arrange for telephone interviews at a time most convenient for the student-athlete.

Other special requests are handled on a case-by-case basis.

POSTGAME INTERVIEWS

Following each game, there is a 20-minute cooling-off period, during which time the players shower and dress. Approximately 10 minutes after the game ends, Coach Calipari conducts his postgame press conference while a player is taken to the UK Sports Network.

Following Coach Calipari's press conference and the cooling-off period, selected UK players are brought to the media interview room.



## Honoring the Cats

### Bam Adebayo

- Wooden Award Preseason Watch List
- Naismith Trophy Preseason Watch List
- CBSSports.com Preseason All-America Second Team
- College Basketball Talk Preseason All-America Third Team
- Kareem Abdul-Jabbar Award Preseason Watch List
- Preseason All-SEC First Team (AP/Coaches)

### Isaiah Briscoe

- Lute Olson Award Preseason Watch List
- Preseason All-SEC Second Team (AP/Coaches)

### De'Aaron Fox

- SEC Freshman of the Week (Dec. 19, 2016)
- SEC Freshman of the Week (Dec. 5, 2016)
- SEC Freshman of the Week (Nov. 14, 2016)
- Wooden Award Preseason Watch List
- Naismith Trophy Preseason Watch List
- Sporting News Preseason All-America Second Team
- Bob Cousy Award Preseason Watch List
- Preseason All-SEC First Team (AP/Coaches)

### Malik Monk

- CBS/USBWA National Freshman of the Week (Dec. 19, 2016)
- SEC Player of the Week (Dec. 19, 2016)
- SEC Freshman of the Week (Nov. 21, 2016)
- Wooden Award Preseason Watch List
- Naismith Trophy Preseason Watch List
- CBSSports.com Preseason All-America Third Team
- Jerry West Award Preseason Watch List
- Preseason All-SEC Second Team (AP/Coaches)

## Monk's Record Scoring Night the Difference in Classic Win vs. UNC

For all the classic games the Kentucky-North Carolina series has featured, Saturday's in Las Vegas was right up there with the best of them thanks to a record-setting scoring day from Malik Monk.

The UK freshman guard scored 47 points -- including the game-winning 3-pointer with 22 seconds to go -- to lead the Wildcats to a thrilling 103-100 victory in the CBS Sports Classic at T-Mobile Arena. Monk set all sorts of milestones with the offensive display, most notably crushing the previous UK freshman scoring record of 35 points, set by Terrence Jones (Jan. 11, 2011) and later tied by Jamal Murray (Feb. 6, 2016). Monk tied the program's all-time leading scorer, Dan Issel, for the sixth-most points ever by a Wildcat in a single game, and scored the most points by a Wildcat since Jodie Meeks recorded the single-game record of 54 points at Tennessee on Jan. 18, 2009.

On a day when both teams were at their near offensive peak -- both teams shot better than 50 percent from both the field and 3-point range -- Monk was just better than everyone else.

The Lepanto, Arkansas, native was 18 of 22 from the floor, including 8 of 12 from 3-point range. His 18 3-point field goals were the most in a game for a UK player since Melvin Turpin made 18 on March 8, 1984.

Monk's final field goal, a 3-pointer from the left wing, was the dagger. Trailing 100-98 with 47 seconds left after a UNC layup, Monk got the ball on the left wing. With his head coach, John Calipari, imploring him to drive it, Monk hesitated for a second and then thought otherwise, pulling up from deep to put the Wildcats ahead for good.

UNC's Isaiah Hicks tried to steal victory away from the Cats but missed a shot with six seconds left. De'Aaron Fox -- who was overshadowed by Monk but nevertheless good with a career-high 24 points and 10 assists -- made two free throws to put the Cats ahead by three. Kenny Williams missed a desperation 3-pointer at the buzzer to seal it for the Wildcats.

It was Kentucky's fourth victory in the last five games vs. North Carolina and its second win over a ranked team this season.

There were plenty of notables in this one:

- Monk's 47 points are the most ever by a John Calipari-coached player in college. They are also the most in a single game by a Southeastern Conference freshman since Chris Jackson of LSU scored 55 points vs. Ole Miss on March 4, 1989, as well as the second-most points by a freshman in Division I college basketball since at least the 1996-97 season
- The 47 points tied the second most ever scored against North Carolina. It's the most since Rick Yuknus (Georgia Tech) scored 47 on Feb. 14, 1970. The record is 48 by Dick Groat on Feb. 29, 1952
- Tied for the sixth-most points in a game in school history, the 47 points are the second most ever by a Kentucky player against a nonconference opponent. Cliff Hagan scored 51 points vs. Temple on Dec. 5, 1953
- It was the first time UK has allowed 100 points in a game since losing to VMI 111-103 on Nov. 14, 2008. It was the first time Kentucky won a game in which it allowed 100 or more points since defeating Alabama 101-100 on March 1, 1979
- It was just the second time in UNC history and the first time in a regulation-length game that UNC lost a game in which it scored 100 points
- The Wildcats outrebounded the nation's No. 1 rebounding team (in terms of rebounding margin) 39-35. It was the first time in UNC's first 12 games it had been outrebounded
- The game was the most watched college basketball game of the season across any network, according to CBS. It drew a 2.4 household rating with a 5 share. In other words, 2.4 of all households with a TV set watched the game, while 5 percent of those watching TV at the time tuned in for the game
- Monk scored 27 first-half points, tying Jamal Murray (vs. Ohio State last season) for the most points in a half in the Calipari era
- The Wildcats scored 103 points, the most Kentucky has ever scored vs. the Tar Heels in a win
- UK shot 54.1 percent from the field, marking the seventh time in 11 games the Cats have made more than half their shots
- Kentucky topped the 100-point plateau for the fourth time this season. It ties the most 100-point games in the Calipari era as the 2009-10 team also achieved the feat
- The lead changed hands six times, tied for the most in a game this season for UK. Kentucky led for 32:41 while UNC led for 3:43
- Freshman forward Bam Adebayo added 13 points and a team-high seven rebounds
- Sophomore guard Isaiah Briscoe logged 10 points, seven rebounds and four assists

## Monk, Fox Sweep SEC Awards; Monk Also Tabbed USBWA National Player of the Week

Forty-seven points. That was more than enough for Malik Monk to earn Southeastern Conference Player of the Week honors, while De'Aaron Fox hauled in SEC Freshman of the Week accolades after posting his team-leading fourth double-double behind a career-best 24 points and 10 assists in the win over No. 7/6 North Carolina.

Monk was also tabbed the CBS/U.S. Basketball Writers Association National Freshman of the Week for his efforts.

The dynamic duo provided the game-winning plays to seal a memorable 103-100 victory over North Carolina in the CBS Sports Classic on Saturday, and both performances were award worthy.

A game that has been billed as the best of the college basketball season thus far had plenty of star power, but perhaps none more than UK's backcourt tandem, which combined for 71 points, 12 assists, four rebounds and three steals in Kentucky's marquee win of the season thus far.

Monk scored off an assist from Fox for the game's first points, setting the stage for an offensive outburst from the backcourt duo. The Lepanto, Arkansas, native finished with a freshman program-record of 47 points on 18-of-28 shooting from the field and 8-of-12 shooting from behind the arc. He added three free throws to his final total.

Fittingly, the duo teamed up for the go-ahead basket with 22 ticks remaining. Fox snared a rebound and charged up court. When the defense collapsed, he fired a pass to the left wing where Monk was waiting. A pump-fake was followed by an almost automatic swish. Fox would seal the victory with a pair of free throws with just three seconds to go for the final 103-100 margin.

Monk's honor as Player of the Week is his first and the first for any Wildcat this season. He previously was named the league's Freshman of the Week on Nov. 21. Fox has now earned his third SEC Freshman of the Week nod, the most of any SEC player this season.

All told, UK has a league-leading five SEC honors this season. This marks the first time a school has swept the awards this season and the first time since Tyler Ulis won Player of the Week and Jamal Murray Freshman of the Week on Feb. 15, 2015.

## The Best Rivalry in College Basketball

With all due respect to all other rivalries, fans of Kentucky and Louisville will tell you the UK-U of L game is the best rivalry in all of sports. Given their tradition, they would have an argument.

Combined they've won 11 national championships and been to 27 Final Fours, including a combined six since 2011. Countless All-Americans have put on uniforms for the two schools.

Kentucky leads the all-time series 34-15, including an 8-1 mark since John Calipari took over the Wildcat program for the 2009-10 season. Two of those victories have come when the stakes are at their highest in the NCAA Tournament. The first was in the 2012 Final Four in which Kentucky went on to win the national title. The second was in 2014 in the Sweet 16, as the Wildcats went on to the Final Four again.

Only one time in those nine games since Calipari took over has the game been decided by more than 10 points (the 78-63 decision during the 2010-11 regular season).

Kentucky enters the contest as one of the most explosive offensive teams in the country (more on that in the remainder of the notes), but Louisville counters with a stout defense. The Cardinals rank fourth in blocked shots per game, fifth in field-goal percentage defense and 12th in scoring defense. Kenpom.com tabs Louisville with the best adjusted defensive efficiency.

The Cardinals can also hold their own offensively, especially when it comes to second-chance opportunities, as U of L ranks third in the nation in offensive rebounds per game.



2016-17 LEAD-DEFICIT COMPARISON

Opponent	Biggest Lead	Biggest Deficit	Biggest Run*	Changes	Ties	Led	Trailed	Result
SFA	27 (2nd)	1 (1st)	7-0	2	0	39:04	0:30	W, 87-64
CANISIUS	30 (2nd)	7 (1st)	9-0	6	9	27:07	9:42	W, 93-69
vs. Michigan St.	23 (2nd)	3 (1st)	9-0	1	3	34:30	1:41	W, 69-48
DUQUESNE	41 (2nd)	2 (1st)	11-0	1	2	37:27	0:10	W, 93-59
CLEVELAND ST.	41 (2nd)	N/A	12-0	0	0	39:44	0:00	W, 101-70
UT MARTIN	48 (2nd)	3 (1st)	11-0	3	0	36:49	2:01	W, 111-76
vs. Arizona St.	48 (2nd)	1 (1st)	12-0	2	0	39:17	0:23	W, 115-69
UCLA	9 (1st)	14 (2nd)	11-0	2	3	12:59	24:39	L, 97-92
VALPARAISO	34 (2nd)	N/A	21-0	0	2	38:50	0:00	W, 87-63
vs. Hofstra	31 (2nd)	N/A	18-0	0	0	39:33	0:00	W, 96-73
vs. North Carolina	12 (1st)	3 (1st)	7-0	6	6	32:41	3:43	W, 103-100
at Louisville								
at Ole Miss								
TEXAS A&M								
ARKANSAS								
at Vanderbilt								
AUBURN								
at Mississippi St.								
SOUTH CAROLINA								
at Tennessee								
KANSAS								
GEORGIA								
at Florida								
LSU								
at Alabama								
TENNESSEE								
at Georgia								
at Missouri								
FLORIDA								
VANDERBILT								
at Texas A&M								
<b>BIGGEST/MOST</b>	<b>48</b>	<b>14</b>	<b>21-0</b>	<b>6</b>	<b>9</b>	<b>39:44</b>	<b>24:39</b>	<b>+23.5</b>
<b>TOTALS</b>	<b>-</b>	<b>-</b>	<b>-</b>	<b>-</b>	<b>-</b>	<b>372:01</b>	<b>42:49</b>	<b>+259</b>

\*run tracked by consecutive UK points without allowing an opponent score

Best in the Bluegrass

Kentucky has been dominant against teams in the state under John Calipari. UK is 14-1 against in-state foes with Calipari at the helm, including 8-1 vs. Louisville. Two of the victories over the Cardinals came in postseason play. UK has won four straight in the series and all four meetings in Rupp Arena.

Here's a list of the meetings between the state's two premier programs since Coach Cal took over at Kentucky:

- Jan. 2, 2010 - UK won 71-62 at Rupp Arena
- Dec. 31, 2010 - UK won 78-63 at KFC YUM! Center
- Dec. 31, 2011 - UK won 69-62 at Rupp Arena
- March 31, 2012 - UK won 69-61 at the Superdome (NCAA Final Four in New Orleans)
- Dec. 29, 2012 - Louisville won 80-77 at KFC YUM! Center
- Dec. 28, 2013 - UK won 73-66 at Rupp Arena
- March 28, 2014 - UK won 74-69 at Lucas Oil Stadium (NCAA Sweet 16 in Indianapolis)
- Dec. 27, 2014 - UK won 58-50 at KFC YUM! Center
- Dec. 26, 2015 - UK won 75-73 at Rupp Arena

Monk Off to Historic Scoring Start

If there's one thing to be said from the first 11 games of Malik Monk's career, it's that he is as dynamic of an offensive player for the Wildcats as any player John Calipari has ever coached. As a matter of fact, he may be Calipari's best scorer ever. At least that's what the numbers say.

Following his recording-setting 47 points vs. No. 7/6 North Carolina, his scoring average has jumped all the way up to 21.9 points per game. If the season ended today, he would have the highest scoring average of any player Calipari has coached in college. No Calipari player has ever averaged more than 21.2 points for an entire season (Dajuan Wagner at Memphis in 2001-02).

The freshman from Lepanto, Arkansas, has topped the 20-point plateau seven times this season and in six of his last seven contests. He's reached double figures in all 11 games so far.

Monk isn't just a one-trick pony either. He can beat you in a variety of ways. Off the bounce, he's as good as anyone in the country. Athletically and at the rack, he's elite with a 42-inch vertical and 10 dunks so far -- many of which have appeared on SportsCenter's Top 10 plays.

Perhaps Monk's greatest strength is his ability to shoot. Through 11 games, Monk has connected on 38 made 3-pointers, ahead of where Jodie Meeks (36) was when he went on to set the single-season 3-point record in 2008-09 with 117 made 3-pointers.

But Monk isn't just chasing history; he's already made some after the record-setting performance vs. the Tar Heels. Among the records and milestones Monk captured in that unforgettable performance:

- The 47 points were ...
  - The most by a freshman in school history
  - The sixth-most points ever by a Wildcat
  - The most points by a Wildcat since Jodie Meeks recorded the single-game record of 54 points at Tennessee on Jan. 18, 2009.
  - The most ever by a John Calipari-coached player in college
  - The most in a single game by an SEC freshman since Chris Jackson of LSU scored 55 points vs. Ole Miss on March 4, 1989
  - The second-most points by a freshman in Division I college basketball since at least the 1996-97 season
  - The most in school history at a neutral site
  - The most in school history against an opponent ranked in the top 10 of the Associated Press Top 25
  - Tied the second most ever scored against North Carolina. It's the most since Rick Yuknus (Georgia Tech) scored 47 on Feb. 14, 1970. The record is 48 by Dick Groat on Feb. 29, 1952
  - The second-most points by a UK player against a nonconference opponent. Cliff Hagan scored 51 vs. Temple on Dec. 5, 1953
- His 18 field goals are the most since Melvin Turpin made 18 on March 8, 1984
- His eight 3-pointers tied the school record for most 3-point field goals by a freshman

How Monk Stacks Up to Calipari's Best Scorers

If traditional numbers aren't enough, KenPom.com's efficiency rankings also put Malik Monk in the discussion for the best scorer under John Calipari. Just looking at some of the top Calipari freshman scorers alone, Monk stacks up favorably.

Name	Offensive Rating	True Shooting %	Usage Rate	Points Per Game
J. Wall	108	56.2	25.7	16.6
D. Cousins	113.1	57.9	30.5	15.1
B. Knight	106.7	55.3	27	17.3
A. Davis	133.5	65.7	18.8	14.2
J. Randle	111.2	56.6	25.5	15
K. Towns	122.7	62.7	23.7	10.3
J. Murray	118	59	27.2	20
M. Monk	125.4	62.7	28.6	21.9





**STREAKS**

Overall	Won 3
Unranked AP teams anywhere	Won 13
Ranked AP teams anywhere	Won 1
Home	Won 1
Home SEC	Won 19
Home nonconference	Won 1
Home AP unranked nonconference	Won 35
Home AP ranked teams	Lost 1
Home AP unranked teams	Won 39
Road	Won 1
Road SEC	Won 1
Road AP ranked teams	Lost 1
Road AP unranked teams	Won 1
Neutral	Won 4
Neutral AP ranked teams	Won 2
Neutral AP unranked teams	Won 5

**Active Consecutive Made Starts (in games played)**

Isaiah Briscoe	33
Bam Adebayo	11
De'Aaron Fox	11
Malik Monk	11
Wenyen Gabriel	1

**Active Consecutive Made Free Throws (in games played)**

Dominique Hawkins	8
De'Aaron Fox	2
Wenyen Gabriel	2
Mychal Mulder	2
Bam Adebayo	1
Derek Willis	1

**Active Consecutive Games with a 3 (in games played)**

Malik Monk	11
Derek Willis	5
Isaiah Briscoe	2

**DUNK TRACKER**

Player	2016-17	Career
Bam Adebayo	29	29
Isaiah Briscoe	1	2
De'Aaron Fox	5	5
Wenyen Gabriel	4	4
Dominique Hawkins	1	3
Isaac Humphries	2	2
Sacha Killeya-Jones	4	4
Malik Monk	10	10
Mychal Mulder	3	3
Derek Willis	3	15

**DOUBLE-DOUBLES**

Player	2016-17	Career
Bam Adebayo	3	3
Isaiah Briscoe	0	2
De'Aaron Fox	4	4
Wenyen Gabriel	1	1
Derek Willis	0	2

**TRIPLE-DOUBLES**

Player	2016-17	Career
De'Aaron Fox	1	1

**Fox's Records School's Second Triple-Double**

On a night of record-setting accomplishments and a collective offensive outburst from the Wildcats in a 115-69 win over Arizona State in the Bahamas, one achievement stood out above the rest: De'Aaron Fox's triple-double. With 14 points, a career-high 11 rebounds and 10 assists in 31 minutes of play, Fox etched his name into the Kentucky record books with just the second triple-double in school history. Chris Mills notched the first and only other triple-double for UK on Dec. 27, 1988. Fox collected his 10th assist with 4:44 left to play to get the triple-double on a Malik Monk 3-pointer. Coincidentally, the 3-pointer and record-setting assist put the Wildcats over the 100-point mark for the third consecutive game, the first time that had happened since December of 1977. Fox was named the most valuable player after recording the triple-double.

**Fox on Early Pace to Threaten Assists Record**

It's early in the season, but Kentucky freshman point guard De'Aaron Fox has lived up to the hype as a speedy guard with exceptional passing ability. Through the first 11 games, Fox has 79 assists, ahead of where Tyler Ulis (53) sat through the first 11 games last year when he went on to break the school's single-season assist record, and ahead of former national player of the year and No. 1 NBA Draft pick John Wall's (70) pace (both Ulis and Wall missed a game during the first 11 contests). Fox already has a team-leading four double-doubles by way of points and assists, which includes his historic triple-double against Arizona State, just the second triple-double in school history. That's not the only history Fox has made. Against Stephen F. Austin, in the season opener, Fox dished out 12 assists to set two program records. The 12 dimes were the most by any Wildcat in his debut, and the most of any player in a season-opening game since assists began being kept in 1971-72.

**Big-Game Cal**

John Calipari's teams aren't just good against the best teams in the country, they're great. Not only does Kentucky have a 46-17 record (.719) vs. Associated Press Top 25 teams, UK is 5-2 when both teams are ranked in the AP top five under Calipari. All-time, Calipari is 11-6 when both teams are ranked in the AP top five. According to the SEC Network, only four coaches have won more such games. When both teams are ranked in the AP Top 25, Calipari's all-time record is 69-43, including a 39-15 mark at Kentucky. When both are ranked in the top 10 he has a 23-11 record, including 12-4 at UK.

**National Attention**

Kentucky basketball always garners the eyes of the country as UK routinely draws some of the highest national rating numbers on TV for college basketball games. Of course, this season has been no different. The Wildcats' game vs. North Carolina on Dec. 17 in the CBS Sports Classic was the most watched college basketball game of the season (to that point) across any network, according to CBS. The game, which is being hailed as an all-time classic after Kentucky won a 103-100 thriller, drew a 2.4 household rating with a 5 share. In other words, 2.4 of all households with a TV set watched the game, while 5 percent of those watching TV at the time tuned in for the game. UK's game against Michigan State in the Champions Classic on Nov. 15 saw a total live audience of 2,150,000 viewers, including a streaming audience of 67,000 average viewers - a top-five men's regular-season streaming audience ever for ESPN.

**Adebayo Providing an Extra Punch to Offense**

After scoring in single digits in two of his first three career outings, freshman big man Bam Adebayo has topped double-figure scoring in each of UK's last eight games to provide a consistent inside presence to complement UK's guard-heavy lineup. He's averaging 14.3 points per game over that span and also contributing 8.8 rebounds per game, tops on the team. Even more impressive is his efficiency. Adebayo is utilizing a team-best .545 field-goal percentage with players attempting at least eight shots a game. He already has 29 dunks on the season. The most by a player in the John Calipari era is Anthony Davis with 92 during the 2011-12 season. Adebayo isn't just contributing offensively, however, as told by his team-high 1.6 blocks per game.

**Senior Trio Adding Consistency to Lineup**

UK's senior class of Dominique Hawkins, Mychal Mulder and Derek Willis are all playing significant minutes for the Cats and are producing in a variety of ways. The trio averages a combined 18.1 points, 8.2 rebounds, 4.3 assists, 1.8 steals and 1.5 blocks per game. Willis is shooting at a career-best 51.9 percent clip, Mulder has scored a career-high 70 points, while Hawkins owns a team-best 10.3 assist-to-turnover ratio. The 18.1 points per game from the seniors is the best in the John Calipari era. The 2012 team consisting of Darius Miller and Eloy Vargas averaged 10.6 points per game. The 183 points scored on the year is already the fifth most by a senior class since the 2009-10 season.

**Winning Big in Historic Fashion**

Kentucky won its first seven games by at least 21 points. The only other team in school history to accomplish that feat was the 1947-48 team, which also ended its streak at seven games. Among the seven victories, four (Duquesne, Cleveland State, UT Martin and Arizona State) saw the Cats win by at least 31. It was the first time UK had won four consecutive games by at least 31 points since Feb. 2-8, 1954, when it won four consecutive games by that margin. UK's current scoring margin is plus-23.5 points per game, the fourth-best mark in the country (as of games through Dec. 17). The Wildcats' first nine wins were all by at least 21 points, the first time that's happened since the 1934-35 season.

**Fastest Calipari Team Ever?**

It's no secret that a staple of John Calipari-coached teams is to play fast. You'll hear him from the sidelines imploring his teams to get out and run and score as many transition baskets as possible. Well, the 2016-17 edition of the Kentucky Wildcats is just that - really fast, as told by their average possession lasting just 13.8 seconds. As of Dec. 17, that mark was the seventh-fastest mark in the nation, and the best among Power Five programs. But, for a coach who directs his teams to run the floor, this team takes it to a whole new level. This is the fastest Calipari team while at Kentucky and the fastest by more than two seconds.

**Average Possession Length:**

2016-17 (UK): 13.8	2013-14 (UK): 17.9	2010-11 (UK): 18.3
2015-16 (UK): 17.7	2012-13 (UK): 17.4	2009-10 (UK): 16.2
2014-15 (UK): 17.7	2011-12 (UK): 17.8	

**Keep It 100**

For all the offensive weapons John Calipari's teams have featured during his eight seasons at Kentucky, this squad might have the most firepower, as told by the Wildcats' 95.2 scoring average, ranked third in the country (as of games through Dec. 17). That number is better than the 1995-96 team's final scoring average of 91.4, the best school mark in the shot-clock era,







and just slightly behind the school-record average of 95.4 from the 1970-71 season.

UK tied the Calipari era record for most 100-point games in a season when it dropped 103 on then-No. 7/6 North Carolina in the CBS Sports Classic in Las Vegas. The four games with 100 points or more tied the 2009-10 team.

Three of those games came consecutively. UK logged a 101-70 win over Cleveland State on Nov. 23, followed it up with 111 points vs. UT Martin in a 111-76 victory and then dropped 115 on Arizona State in a 115-69 win. It marked the first time the Wildcats had scored 100 or more points in three straight outings since Dec. 16-23, 1977.

UK's 115 points vs. Arizona State are the most of the John Calipari era and the most since the Wildcats netted 115 vs. East Tennessee State on Dec. 30, 2002.

**Sharing is Caring**

Perhaps the most defining trait of John Calipari's teams and their success is their willingness to share the ball. Calipari, on an annual basis, brings in the nation's most talented players, most of whom were accustomed to taking the majority of the shots on their high school teams.

At Kentucky, to better prepare them for the next level, they learn to share -- and to prosper from it. Calipari doesn't promise shots to anyone. Instead, he preaches that as the team succeeds, everyone benefits.

This team may be his greatest example of that yet. With all the talent this team has, it has shared the ball better than any other Calipari team at Kentucky. The Wildcats have 219 assists through 11 games, 36 more than the 2014-15 team had at this point in the season.

Four players are averaging 2.4 assists or more per game, and Kentucky's 19.9 assists per game ranks fourth in the nation (as of games through Dec. 17). As a matter of fact, UK's assists average is only slightly behind the 1995-96 UK team's mark of 21.8 assists per game. That team went on to set the school record of 783 assists in 36 games.

Against Arizona State, the Wildcats dished out 33 assists (on 44 made field goals), the most in the Calipari era and just two off of the school record. The Wildcats also had 25 assists against Cleveland State, the fifth most in the Cal era.

UK dishes out an assist on 56.7 percent of its field goals.

**Kentucky Elite Under Cal**

Since John Calipari took over the program in 2009-10, no one in the country has had more wins than Kentucky, and only Kansas and Gonzaga have a better winning percentage. UK is 227-48 (.825) during that time span.

1. Kansas: 226-44 (.8370)
2. Gonzaga: 212-45 (.8249)
3. Kentucky: 227-48 (.8255)
4. Duke: 220-48 (.8209)
5. Wichita State: 211-51 (.8053)

*\*numbers through Dec. 17, 2016*

**Bounce Back**

The Wildcats don't lose very often during the John Calipari era, but when they do, they almost always bounce back.

UK is 35-7 under Calipari following a loss. Kentucky's back-to-back losses at Kansas and at Tennessee during the 2015-16 season were its first consecutive losses since losing a pair to Arkansas and South Carolina on Feb. 27, 2014 and March 1, 2014, respectively.

The Wildcats have only lost back-to-back games seven times during the Calipari era and they've never lost three in a row with Calipari on the sidelines. The last time UK lost three games in a row was in February 2009 when the Wildcats dropped four straight games to end the regular season.

**Taking Care of Business**

Kentucky's 46-18 record vs. opponents ranked in the Associated Press Top 25 is impressive, but the Wildcats' ability to beat all-comers can't be overlooked. Under John Calipari, UK is 181-30 vs. unranked competition, an .858 winning percentage. The Wildcats' loss to UCLA during the 2015-16 season was its first loss to an unranked opponent since March 1, 2014.

**Cats Cleaning up on the Glass**

For as big and as strong as the Wildcats are, it was head-scratching when the Wildcats were outrebounded in two of their first three games and just barely beat a much-smaller Canisius team on the glass in the other contest. As it turns out, that was just an anomaly.

The Cats have held their own on the glass since then and have outrebounded their opponents by an average of 6.5 boards per game, the 38th-best mark in the country (as of games on Dec. 17). That includes 15.7 offensive rebounds per game, fifth in the country, which has led to 16.7 second-chance points per game.

**CATS IN THE NBA**

At the beginning of the 2016-17 season, 24 former Wildcats were on an opening-day roster, more than any other school in the country. The following listing is as of opening day.

Name	Team
Eric Bledsoe	Phoenix Suns
Devin Booker	Phoenix Suns
Willie Cauley-Stein	Sacramento Kings
DeMarcus Cousins	Sacramento Kings
Anthony Davis	New Orleans Pelicans
Aaron Harrison	Charlotte Hornets
Andrew Harrison	Memphis Grizzlies
Terrence Jones	New Orleans Pelicans
Enes Kanter	Oklahoma City Thunder
Brandon Knight	Phoenix Suns
Michael Kidd-Gilchrist	Charlotte Hornets
Skal Labissiere	Sacramento Kings
DeAndre Liggins	Cleveland Cavaliers
Trey Lyles	Utah Jazz
Jodie Meeks	Orlando Magic
Jamal Murray	Denver Nuggets
Nerlens Noel	Philadelphia 76ers
Patrick Patterson	Toronto Raptors
Julius Randle	Los Angeles Lakers
Rajon Rondo	Sacramento Kings
Karl-Anthony Towns	Minnesota Timberwolves
Tyler Ulis	Phoenix Suns
John Wall	Washington Wizards
James Young	Boston Celtics

Several former Wildcats are among the NBA league leaders in the major statistical categories. Stats are through Dec. 18. Former UK players are in **BOLD**.

**Points Per Game**

1. Russell Westbrook (Thunder) - 30.4
2. **Anthony Davis (Pelicans) - 29.6**
4. **DeMarcus Cousins (Kings) - 28.3**
13. **John Wall (Wizards) - 23.9**

**Rebounds Per Game**

1. Hassan Whiteside (Heat) - 14.8
8. **Karl-Anthony Towns (Timberwolves) - 11.0**
9. **Anthony Davis (Pelicans) - 11.0**
- T11. **DeMarcus Cousins (Kings) - 10.7**
- T19. **Julius Randle (Lakers) - 8.7**

**Assists Per Game**

1. James Harden (Rockets) - 11.8
3. **John Wall (Wizards) - 9.7**
10. **Rajon Rondo (Bulls) - 6.9**

**Blocks Per Game**

1. **Anthony Davis (Pelicans) - 2.78**
- T19. **DeMarcus Cousins (Kings) - 1.42**
- T19. **Karl-Anthony Towns (Timberwolves) - 1.42**

**Field-Goal Percentage**

1. Rudy Gobert (Jazz) - .694
9. **Enes Kanter (Thunder) - .547**

**Steals Per Game**

- T1. **John Wall (Wizards) - 2.29**
19. **Eric Bledsoe (Suns) - 1.56**

**Double-Doubles**

1. Three tied with - 21
7. **Karl-Anthony Towns (Timberwolves) - 17**
- T8. **Anthony Davis (Pelicans) - 16**
10. **John Wall (Wizards) - 15**
- T11. **DeMarcus Cousins (Kings) - 14**

**MEASURABLES**



**Top Wing Span**

1. Sacha Killeya-Jones - 7'2"
2. Bam Adebayo - 7'1.50"
- T3. Isaac Humphries - 7'0"
- T3. Derek Willis - 7'0"
- T5. Wenyen Gabriel - 6'11"

**Top Vertical**

1. Dominique Hawkins - 44.5"
2. Mychal Mulder - 44.0"
3. Malik Monk - 42.0"
4. Bam Adebayo - 39.5"
5. De'Aaron Fox - 38.5"

**Top Hand Width**

1. Sacha Killeya-Jones - 11.0"
2. Mychal Mulder - 10.75"
- T3. Isaiah Briscoe - 10.0"
- T3. Tai Wynyard - 10.0"
5. Derek Willis - 9.75"







**POINTS PER POSSESSION**

Game	Off. PPP	Def. PPP
STEPHEN F. AUSTIN	1.13	0.83
CANISIUS	1.24	0.92
vs. Michigan State	0.95	0.66
DUQUESNE	1.18	0.75
CLEVELAND STATE	1.23	0.85
UT MARTIN	1.37	0.94
vs. Arizona State	1.39	0.83
UCLA	1.11	1.17
VALPARAISO	1.12	0.81
vs. Hofstra	1.25	0.95
vs. North Carolina	1.30	1.27
at Louisville		
at Ole Miss		
TEXAS A&M		
ARKANSAS		
at Vanderbilt		
AUBURN		
at Mississippi State		
SOUTH CAROLINA		
at Tennessee		
KANSAS		
GEORGIA		
at Florida		
LSU		
at Alabama		
TENNESSEE		
at Georgia		
at Missouri		
FLORIDA		
VANDERBILT		
at Texas A&M		

**Overall**

Kentucky offensive high - 1.39 vs. Arizona State  
 Kentucky offensive low - 0.95 vs. Michigan State

Opponent offensive high - 1.27 vs. N. Carolina  
 Opponent offensive low - 0.66 vs. Michigan State

The most impressive performance on the glass came against Arizona State when the Wildcats grabbed 59 rebounds, tied for the most of the Calipari era. Against North Carolina, which came into the game with the best rebounding margin in the country, the Cats more than just held their own -- they outrebounded the Tar Heels. It was the first time in UNC's first 12 games the Tar Heels had been outrebounded.

**Hold Them to 55**

Defense has always been a recipe for success for the Wildcats under John Calipari. The special ingredient: 55 points. UK is a perfect 63-0 under Calipari when holding the opponent to 55 points or fewer. The Wildcats are 138-5 under Calipari when limiting the opponent to 63 points or less.

**Always Efficient**

According to Ken Pomeroy's calculations on kenpom.com, UK's teams under John Calipari have consistently ranked among the most efficient teams in the country per possession.

Year	Offense (Rank)	Defense (Rank)	Overall
2017	120.4 (5)	92.1 (6)	4th
2016	120.4 (5)	98.0 (53)	6th
2015	119.3 (5)	86.5 (2)	1st
2014	117.6 (10)	96.9 (41)	11th
2013	108.8 (42)	99.1 (129)	42nd
2012	122.9 (2)	88.2 (9)	1st
2011	118.1 (7)	90.4 (15)	6th
2010	116.1 (15)	86.2 (6)	3rd

\*rankings through Dec. 17, 2016

**High-Percentage Shots**

Kentucky has scored a whopping 41.5 percent of its points on either layups or dunks and 44.9 points per game inside the paint.

Why such high-percentage baskets? There could be a number of factors to point to. For one, this UK team likes to play fast and beat other teams down the floor, which can lead to layups and dunks. UK is averaging just 13.8 seconds per possession, the seventh-fastest mark in the country (as of games through Dec. 17).

Defense helps, too. The Wildcats are scoring 22.7 points per game off of turnovers, some of which are easy transition baskets. In that regard, UK is averaging 14.1 fast-break points per game.

**Three is Better Than Two**

UK passed UNLV for the nation's longest active streak of consecutive games with a made 3-pointer in its final game of 2015-16. UK's current streak is 986 games. UNLV is close behind at 984 through games played on Dec. 17.

The Cats' last game without a made 3-pointer came against Seton Hall on Nov. 26, 1988 a "three-point" loss in the Great Alaska Shootout.

**Forever Young**

Kentucky began the 2016-17 season with two veterans in the starting lineup in senior Derek Willis and sophomore Isaiah Briscoe. However, Kentucky once again checks in as one of the youngest teams in terms of experience, according to kenpom.com. UK ranks No. 347 out of 351 in terms of experience per minute. Only Mississippi State is younger among Power Five institutions.

**UK'S RECORD VS. RANKED OPPONENTS AND AS A RANKED OPPONENT UNDER CALIPARI**

Kentucky (RK)	Opponent Rank																									RV	NR	TOTAL	
	1	2	3	4	5	6	7	8	9	10	11	12	13	14	15	16	17	18	19	20	21	22	23	24	25				
1	-	0-1	0-1	1-0	2-0	2-0	-	2-0	1-0	-	0-1	-	-	-	2-0	1-0	1-0	-	1-0	3-0	1-0	-	-	-	6-2	46-2	69-10		
2	-	-	-	-	1-0	0-1	-	-	-	-	1-0	1-0	-	1-0	-	1-0	-	-	0-1	-	-	-	-	-	-	4-0	22-0	31-2	
3	-	-	-	1-0	-	-	-	-	0-1	-	-	1-0	-	-	-	-	-	-	-	0-1	-	-	-	-	-	1-0	17-0	20-2	
4	-	-	-	-	-	-	-	-	-	-	-	-	1-0	-	-	-	-	-	-	-	-	-	-	-	1-0	1-0	6-1	9-1	
5	-	-	-	-	-	-	-	-	-	1-0	-	-	-	-	-	-	-	-	-	-	-	-	-	-	-	-	5-0	6-0	
6	-	-	-	-	-	-	1-0	-	-	-	-	-	-	-	-	-	-	-	-	-	-	-	-	-	-	-	2-0	3-0	
7	-	-	-	-	-	-	-	-	-	-	-	-	-	-	-	-	-	-	-	-	-	-	-	-	-	-	-	-	
8	-	-	-	-	-	-	-	-	-	-	-	-	1-0	-	-	-	-	-	-	-	-	-	-	-	-	0-3	3-0	4-3	
9	-	-	-	-	-	-	-	-	-	-	-	-	-	-	-	-	-	-	-	-	-	-	-	-	-	-	1-1	1-1	
10	-	-	-	-	-	-	-	-	-	-	-	-	-	0-1	-	-	-	-	-	-	-	-	-	-	-	0-3	4-1	4-5	
11	1-0	-	-	-	-	-	1-0	-	0-1	-	-	-	-	-	-	-	0-1	-	-	-	-	2-0	-	-	-	-	5-1	9-3	
12	-	-	-	-	-	-	-	-	-	-	-	-	-	-	-	1-0	-	-	-	-	-	-	-	-	-	1-0	1-1	3-1	
13	-	-	-	-	-	-	-	-	-	-	-	-	-	-	-	-	-	-	-	-	-	-	-	-	-	-	4-1	4-1	
14	-	-	0-1	-	-	-	-	-	-	-	-	-	-	-	-	-	-	-	-	-	-	-	-	-	-	1-1	7-1	8-3	
15	-	-	-	-	-	-	-	-	-	-	-	1-0	-	-	-	-	-	-	-	-	-	-	-	-	-	1-0	1-0	3-0	
16	-	-	-	-	-	-	-	-	-	-	-	-	-	-	-	-	1-0	-	-	-	-	-	-	-	-	-	3-1	4-1	
17	-	-	-	-	-	-	-	-	-	-	-	-	-	-	-	-	-	-	-	-	-	-	1-0	-	-	-	2-2	3-2	
18	-	-	-	-	-	1-0	-	-	-	-	-	-	-	-	-	-	-	-	-	-	-	-	0-1	-	-	1-0	4-0	6-1	
19	-	-	-	-	-	-	-	-	-	-	-	-	-	-	-	-	-	-	-	-	-	-	-	-	-	-	1-0	1-0	
20	-	-	-	0-1	-	-	-	-	-	-	-	-	-	-	-	-	-	-	-	-	-	1-0	-	-	-	-	-	-	
21	-	-	-	-	-	-	-	-	-	-	-	-	-	-	-	-	-	-	-	-	-	-	-	-	-	-	-	-	
22	-	-	-	-	-	-	-	-	-	-	-	1-0	-	-	-	-	-	-	-	-	-	-	-	-	-	-	-	-	
23	-	-	-	-	-	-	-	-	-	-	-	-	-	-	-	-	-	-	-	-	-	-	-	-	-	-	2-0	2-0	
24	-	-	-	-	-	-	-	-	-	-	-	-	-	-	-	-	-	-	-	-	-	-	-	-	-	-	-	-	
25	0-1	-	-	-	-	-	0-1	-	-	-	-	-	-	-	-	-	-	-	-	-	-	-	-	-	-	-	1-1	1-3	
RV	0-1	1-0	-	-	1-0	-	1-0	-	-	-	1-0	-	-	-	-	-	-	0-1	-	-	-	-	-	-	-	-	3-0	7-2	
NR	-	-	-	0-1	-	-	-	-	-	-	1-0	-	-	-	1-0	-	-	-	-	-	-	-	-	-	-	-	-	2-1	
TOTAL	1-2	1-1	0-2	2-2	4-0	3-1	3-1	2-0	1-2	1-0	1-1	4-0	3-0	1-1	1-0	4-0	3-0	1-3	0-1	1-1	4-0	3-0	1-1	-	1-0	-	Total	210-42	
																												Total	46-18





**Cats Deliver the Knockout Punch**

UK is 198-3 (.985) in the John Calipari era when leading by at least 10 points at any time in the contest. Two of those three losses (a 21-point lead at Tennessee and a 12-point lead at Auburn) came during the 2015-16 campaign. The only other loss in the Cal era came during the 2012-13 season when UK gave up an 11-point first-half lead and lost 59-55 at Alabama. All three losses have come to Southeastern Conference foes on the road.

Perhaps most impressive of all is that 73.4 percent of games Calipari has coached in at Kentucky have produced 10-point leads at some point during the game for UK. The Wildcats have led by 10 points or more in a whopping 87.2 percent of Calipari's 227 career wins at Kentucky.

**Keep a Watchful Eye on the Cats**

Stocked full of some of the nation's top talent, a handful of Wildcats are on a number of national preseason watch lists:

- Bam Adebayo - Kareem Abdul-Jabbar Award, Naismith Trophy, Wooden Award
- Isaiah Briscoe - Lute Olson Award
- De'Aaron Fox - Bob Cousy Award, Naismith Trophy, Wooden Award
- Malik Monk - Jerry West Award, Naismith Trophy, Wooden Award

**All-Time Wins Leader Returned to the Top of the Polls**

Kentucky was the top team in the land according to the Associated Press Top 25 and the USA Today Coaches Poll for two consecutive weeks (Nov. 21 and 28).

UK and John Calipari have been tough to beat playing the role of the hunted:

- The Wildcats own an all-time record of 221-30 (.880) as the nation's top-ranked squad
- UK has won 66 of its last 71 contests as the AP's top team
- The Wildcats are 69-7 (.908) as the AP No. 1 team since Calipari's first year at the helm, the best record in the country by a top-ranked team during that span
- In eight seasons under Calipari, the Wildcats have reached No. 1 in six of those seasons
- Calipari is 110-12 (.902) all-time as head coach of the AP's No. 1 team
- Calipari has coached 122 career games as a No. 1 team, the fourth most in NCAA history, trailing John Wooden (228), Mike Krzyzewski (233) and Adolph Rupp (131)
- Among coaches who have owned a No. 1 ranking in at least 119 games, Calipari's winning percentage of .902 trails only Wooden (.952), and is ahead of active coaches Krzyzewski (.870) and Roy Williams (.849)
- Only Krzyzewski (193) has more wins as a No. 1 ranked coach among active NCAA Division I teams than Calipari
- Prior to the home loss vs. UCLA on Dec. 3, Kentucky had lost just twice at home as the AP top-ranked team in the history of the program and just once in Rupp Arena. Both of those losses came by just one point
- UK has been ranked No. 1 a total of 124 weeks since the AP started ranking teams during the 1948-49 season. Only UCLA (134) and Duke (129) have been atop the rankings for more weeks

**Wildcats Sign Four in Fall Signing Period for 2017**

Continuing a trend that started with the arrival of head coach John Calipari, the Kentucky men's basketball program has once again put together one of the strongest recruiting classes in the country, signing four of the nation's top players during the early fall signing period. Highly rated prospects Shai Gilgeous-Alexander, Quade Green, Nick Richards and P.J. Washington have all inked national letters of intent with UK.

All four players are consensus four- or five-star prospects and all are ranked in the top 50 by the major national recruiting services. In a class stocked full of highly regarded players, national analysts are already calling UK's class one of the nation's top hauls for 2017.

In every season in the Calipari era, the Wildcats have signed either the nation's No. 1 or No. 2 recruiting class. UK looks to continue that streak with the latest additions of Gilgeous-Alexander, Green, Richards and Washington.

- Gilgeous-Alexander will come to Kentucky out of Hamilton Heights Christian Academy in Chattanooga, Tennessee. Originally from Canada, Gilgeous-Alexander was a member of the 2016 Canadian Men's U18 National Team that captured the silver medal at the 2016 FIBA Americas U18 Championship over the summer. He averaged 7.8 points, a tournament-best 5.4 assists and 3.0 steals per game, second best in the field. ESPN, Scout and 247Sports tab him a top-50, four-star prospect.
- Green is considered a five-star point guard prospect by Rivals, ESPN and Scout. ESPN ranks him as high as the No. 22 overall prospect in the class, while Rivals has him at No. 23, Scout tabs him at No. 25 and 247Sports list him at No. 31. Green, who was named the 2016 Pennsylvania Class 3A Player of the Year as a junior, was a part of the 2016 FIBA Americas U18 Championship team that won a gold medal in Chile. He averaged 18.7 points, 4.2 rebounds and 3.8 assists in leading Neumann-Goretti High School to the

Pennsylvania state championship last season.

- Richards will be the second player in the Calipari era to join Kentucky out of the Patrick School in Elizabeth, New Jersey. National champion and No. 2 overall NBA Draft selection, Michael Kidd-Gilchrist was the other. Richards is ranked in the top 20 by the major recruiting services, including ESPN (No. 12), 247 Sports (No. 15), Scout (No. 17) and Rivals (No. 19). 247Sports tabs him as the second-best center in the class. He's a consensus five-star prospect.
- Washington, measured at 6-8, 229 pounds, is rated as high as No. 14 overall in the rankings by Scout. 247Sports and ESPN have him at No. 16 and Rivals tabs him No. 17. The five-star prospect is considered the top power forward in the class by Scout. Washington was a member of the 2016 USA Men's U18 National Team that won a gold medal at the 2016 FIBA Americas U18 Championship over the summer. He started all five games and averaged 10.0 points and 4.0 rebounds. Washington also represented the U.S. at the 2015 FIBA 3x3 U18 World Championship.

**UK Leads Nation with 24 Players on NBA Opening-Day Rosters**

The Kentucky men's basketball team, the nation's most prolific NBA player-producing program, once again leads the country with 24 players on an opening-day NBA roster. Duke came in second with 19.

Of the 449 players in the NBA to start the 2016-17 season, approximately 5.35 percent played college basketball at UK. Kentucky's NBA dominance is best represented in Phoenix and Sacramento, where a combined seven Wildcats now play at the highest level of the game.

Eric Bledsoe, Devin Booker, Brandon Knight and Tyler Ulis are all part of the 2016-17 Phoenix Suns roster, while former UK stars Willie Cauley-Stein, DeMarcus Cousins and Skal Labissiere call Sacramento their home. Two other franchises – the Charlotte Hornets (Aaron Harrison, Michael Kidd-Gilchrist) and the New Orleans Pelicans (Anthony Davis and Terrence Jones) – opened the season with two Wildcats apiece.

Using figures compiled by spotrac.com, Kentucky players' current contracts alone are valued at more than \$659 million. Calipari-coached players only (which includes Derrick Rose and Tyreke Evans but not Jodie Meeks or Rajon Rondo) have nearly \$751 million in current contracts. In just the 2016-17 season alone, UK players are slated to make more than \$172 million. Calipari-coached players only will make more than \$183 million. Over the course of their careers, Calipari players have generated approximately \$1.2 billion in total NBA contracts.

The UK players aren't just making the NBA either; they're among the league's best players. The latest example: According to ESPN Stats & Info, the last time 40-point, 15-rebound games have all been by Kentucky big men. The last non-Kentucky player with such a game was Russell Westbrook in 2015.

**Kentucky Picked to Win 48th SEC Title**

The Kentucky men's basketball program finds itself in familiar territory under the direction of eighth-year head coach John Calipari. UK is faced with replacing more than 75 percent of its scoring and 70 percent of its rebounding from the 2015-16 team, yet a select panel of media voted the Wildcats to repeat as Southeastern Conference champions. Should Kentucky achieve that standard, it would mark the fifth regular-season title under Calipari and the program's 48th overall.

It's the 12th time since the 1998-99 season the Wildcats are the overall preseason favorite. UK was picked to win the title a season ago and did not disappoint, sharing the crown with Texas A&M. Calipari has directed his teams to regular-season SEC crowns in 2010, 2012, 2015 and 2016.

Each school selected media members that cover their team and additional media from across the nation were selected by the conference office to comprise the voting panel. Points were compiled on a 14-13-12-11-10-9-8-7-6-5-4-3-2-1 basis. Each media member also voted for two All-SEC teams.

**UK's Nonconference Schedule Loaded**

Kentucky plays one of the premier nonconference schedules in the country on an annual basis, but the Wildcats' 2016-17 slate appears to have taken a typically difficult schedule of games and cranked it up another notch.

UK's 13-game nonconference schedule features eight teams that made it to a post-season tournament in 2015-16, five teams who finished the year with a top 50 RPI ranking and a number of battles with college basketball's blueblood programs. Three of KenPom's top five teams from last season (North Carolina, Kansas and Michigan State) are among the heavyweights Kentucky will face in 2016-17.

The Wildcats' slate will take the Wildcats as far east as the Bahamas for the second game of a two-year deal with Arizona State (Nov. 28) and as far west as Las Vegas for a

**COMPARING THE CALIPARI ERA**

A look at UK's statistics through 11 games throughout the John Calipari era ...

Year	FG%	Opp. FG%	3-Pt. FG%	FT%	RPG	Assists	TOs.	Blocks	Steals	Points	PPG	Record
2016-17	.490	.398	.342	.686	43.3	219	125	78	78	1047	95.2	10-1
2015-16	.471	.399	.297	.674	40.7	152	141	68	74	862	78.4	9-2
2014-15	.473	.304	.293	.663	41.1	183	123	91	94	838	76.2	11-0
2013-14	.475	.372	.326	.670	44.3	138	149	85	47	885	80.5	8-3
2012-13	.490	.377	.356	.647	38.8	180	135	87	88	863	78.5	8-3
2011-12	.496	.343	.375	.682	41.6	162	137	107	88	900	81.8	10-1
2010-11	.454	.380	.416	.680	41.0	139	120	72	66	875	79.5	9-2
2009-10	.498	.385	.400	.683	42.3	174	184	89	79	893	81.2	11-0





matchup with North Carolina in the CBS Sports Classic (Dec. 17).

Kentucky will also travel twice to New York, first to play Michigan State (Nov. 15) in Madison Square Garden, and then against Hofstra at the Barclays Center in Brooklyn (Dec. 11).

UK's always highly anticipated home schedule includes rematches with UCLA (Dec. 3) and Kansas (Jan. 28). This year's annual rivalry with Louisville will take place at the KFC Yum! Center on Dec. 21.

All told, Kentucky's 2016-17 nonconference opponents combined for a record of 200-157 in 2015-16, a .649 winning percentage. Four teams finished the season ranked in the top 25 of the all-important RPI. Five teams start the season ranked in both the Associated Press Top 25 and the USA Today Coaches Poll.

UK's 2016-17 Southeastern Conference schedule will feature nine home games and nine away games, with home-and-home games against Florida, Georgia, Tennessee, Texas A&M and Vanderbilt. It's the fifth straight year the SEC will feature an 18-game schedule.

**All-Americans Play at Kentucky**

Three different Wildcats -- all freshmen -- were named to at least one preseason All-America Team.

Bam Adebayo was tabbed a preseason second-team All-American by CBSsports.com and a third-team selection by College Basketball Talk, De'Aaron Fox was named a second-team All-American by Sporting News, and Malik Monk was a third-team selection by CBSsports.com.

Of course, those honors are just preseason, but UK has a track record of All-America honors, especially under John Calipari. Ten different Wildcats have earned All-America honors by one of the NCAA-recognized teams under Calipari.

**Four Cats Selected to Preseason All-SEC Teams**

Four players were selected to the preseason All-SEC squads by both the league's coaches and the Associated Press.

Freshmen Bam Adebayo and De'Aaron Fox were picked to the first team, while sophomore Isaiah Briscoe and freshman Malik Monk were tabbed to the second team.

Arkansas senior forward Moses Kingsley was tabbed the preseason pick for the league's player of the year award by the AP. The league's coaches do not pick a preseason player of the year.

**S-E-C! S-E-C! S-E-C!**

Kentucky has the unquestionable reputation as the league's gold standard. Since the SEC's inception in 1932-33, the Wildcats have been the most dominant team in the league, recording a 956-268 mark (.781) in conference play. Only two other teams have won more than 700 regular-season SEC games (Alabama, Tennessee) and no other team has a better winning percentage.

- UK has averaged 11.5 wins and only 3.2 losses per season in 83 seasons in the SEC
- Kentucky has won 47 SEC titles and 29 SEC Tournament championships
- The Wildcats have won 14 of the last 24 SEC Tournament titles
- UK has won at least a share of four of the last seven SEC regular-season championships under head coach John Calipari
- Kentucky has played in the championship game of the SEC Tournament in six of Calipari's seven seasons following its 2016 title

**Justus Moves to Assistant Coach Role: Robic Special Assistant**

Joel Justus, who joined Kentucky two seasons ago as the director of analytics and then special assistant to the head coach, moved to one of the three assistant coaching positions for the 2016-17 season. John Robic, who has served as an assistant to Calipari at three different schools since the late 1980s, moved into the special assistant to the head coach role prior to start of practices in late September.

"I feel I have the best staff of people who surround me in the country," John Calipari said at the time of the announcement. "All are strong in areas that I'm weak. All of them understand that the relationships with our current players and working with them every single day to help them get better is the key to their success and this program. No one should look at this in any other way than me trying to shuffle our staff to put them in the best positions to succeed personally and for them to help our program remain the gold standard."

"Kenny (Payne), Tony (Barbee) and I will continue to work on putting the best incoming classes that we can together with young people who want Kentucky as bad as we want them and who understand that the program isn't for everyone. By putting Joel where he is and

having him focus on who we need to hone in on, we'll be more prepared than we've ever been, which is scary. Robes will continue to focus on his strength of making us the most well-prepared team in the country and putting our kids in positions to succeed."

**Chuck Hayes Inducted into UK Athletics Hall of Fame**

Chuck Hayes was inducted into the UK Athletics Hall of Fame as a member of the 2016 class in October.

A fan favorite for relentless defense and tenacious rebounding, he was named the 2005 Southeastern Conference Defensive Player of the Year and still ranks seventh in career rebounds with 910 in program history. He led the team to the 2005 SEC regular-season championship and was a key member on the 2003 and 2004 SEC Tournament titles.

**Cousins Wins First Olympic Gold Medal with USA Basketball**

Snatching up what seemed like every rebound, former Wildcat DeMarcus Cousins also hauled in the first Olympic gold medal of his career with a strong performance in the championship game of the 2016 Olympics.

With a gold medal on the line, Cousins saved his best for last for USA Basketball. Coming off the bench for a third straight game, Cousins set the tempo early by dominating the paint, sparking Team USA to a 40-15 first-half run, and ultimately to a 96-66 rout of Serbia.

Cousins played as well as he has all tournament, posting 13 points and a game-high 15 rebounds for his third double-digit scoring game of the Olympics. He had 11 points and 12 rebounds by halftime.

The 6-foot-11 forward, who was drafted fifth overall in 2010 after a sensational freshman season at Kentucky, averaged 9.1 points and 5.8 rebounds in eight games at the Olympics. He shot 61.4 percent from the floor, only shooting less than 50 percent in one game during the run.

Cousins is the 10th Wildcat all-time to compete in the Olympics and win a gold medal (not counting Sam Bowie, who was awarded a medal by President Jimmy Carter after the United States boycotted the 1980 Moscow Games), tied with North Carolina and UCLA for the most among all colleges. Cousins is also the third former UK player in a row to win a gold medal. Anthony Davis captured the gold at the last Olympics, in 2012, and Tayshaun Prince was a part of the 2008 gold-medal team. Cousins is the second John Calipari player to win a gold medal, joining Davis.

**CBS Sports Classic Renewed for Three Years**

Perennial powers Kentucky, North Carolina, Ohio State and UCLA will continue to compete in the CBS Sports Classic, which has been renewed for the next three years.

The 2017 event will be held Dec. 23 at New Orleans' Smoothie King Center. Dates and locations for the 2018 and 2019 doubleheaders will be announced at a later date. Over the duration of the extension, the programs will face each other in a round-robin format.

Matchups for 2017 will feature Ohio State taking on North Carolina and UCLA facing Kentucky. Games in 2018 will include Kentucky-North Carolina and Ohio State-UCLA, while contests in 2019 will feature North Carolina-UCLA and Ohio State-Kentucky. The games will be televised by CBS Sports.

**A Winning Institution**

Both the UK men's and women's basketball teams posted a seventh straight 20-win season in 2015-16. Kentucky is one of just three institutions (UK, BYU and Duke) in the NCAA that have seen both their men's and women's basketball programs tally 20 or more wins in seven consecutive seasons.

UK's men's team had 27 total wins last season, while the women won 25.

**2016-17 LINEUP COMPARISON**

A breakdown of Kentucky's most used linupes, including a breakdown of each lineup's +/- statistics:

Most Frequent Lineups	Total Minutes	Points For	Points Against	+/-	+/- per 40 min.
Fox, Adebayo, Monk, Briscoe, Gabriel	62:58	146	109	+37	+23.50
Fox, Adebayo, Monk, Briscoe, Willis	60:05	159	105	+54	+35.95
Fox, Monk, Briscoe, Willis, Humphries	18:59	54	34	+20	+42.14
Fox, Adebayo, Monk, Gabriel, Hawkins	16:17	50	18	+32	+78.61
Fox, Monk, Briscoe, Humphries, Gabriel	15:57	39	31	+8	+20.06
Fox, Monk, Humphries, Gabriel, Hawkins	10:55	18	18	+0	+0.00
Fox, Adebayo, Monk, Willis, Hawkins	10:45	26	15	+11	+40.93
Adebayo, Monk, Briscoe, Willis, Hawkins	10:32	23	24	-1	-3.80
Fox, Monk, Willis, Humphries, Hawkins	9:49	29	12	+17	+69.27
Fox, Adebayo, Monk, Willis, Gabriel	7:53	21	6	+15	+76.11







**UK'S RECORD WHEN**

KENTUCKY RECORD	ALL	SEC
Leading at halftime:	10-0	0-0
Tied at the half:	0-0	0-0
Trailing at halftime:	0-1	0-0
Shoot 50% or higher:	7-0	0-0
Shoot less than 50%:	3-1	0-0
Shoot higher % than opp.:	10-0	0-0
Shoot lower % than opp.:	0-1	0-0
Opp. shoot worse than 50%:	9-0	0-0
Opp. shoot 50% or higher:	1-1	0-0
Score less than 60 points:	0-0	0-0
Score 60-69 points:	1-0	0-0
Score 70-79 points:	0-0	0-0
Score 80-89 points:	2-0	0-0
Score 90-99 points:	3-1	0-0
Score 100+ points:	4-0	0-0
Opp. score less than 60 pts.:	2-0	0-0
Opp. score 60-69 pts.:	4-0	0-0
Opp. score 70-79 pts.:	3-0	0-0
Opp. score 80-89 points:	0-0	0-0
Opp. score 90-99 points:	0-1	0-0
Opp. score 100+ points:	1-0	0-0
Outrebounded opponent:	7-0	0-0
Outrebounded by opponent:	3-1	0-0
Equal number of rebounds:	0-0	0-0
Fewer turnovers than opp.:	9-1	0-0
Same turnovers as opp.:	0-0	0-0
More turnovers than opp.:	1-0	0-0
Make 8 or more 3-pointers:	4-1	0-0
Make 7 or fewer 3-pointers:	6-0	0-0
Games decided by 5 or fewer:	1-1	0-0
Overtime games:	0-0	0-0
On CBS:	1-1	0-0
On ESPN/ESPN2/ESPNU:	5-0	0-0
On Fox Sports1:	0-0	0-0
On SEC Network/(+):	4-0	0-0
On FSN:	0-0	0-0
vs. SEC at Home:	0-0	0-0
vs. SEC on Road:	0-0	0-0
Games vs. AP ranked opp.:	2-1	0-0
Games following a loss:	1-0	0-0
Games following a win:	8-1	0-0
More points in the paint:	8-1	0-0
Fewer/same pts in the paint:	2-0	0-0
More bench points than opp.:	5-0	0-0
Fewer or same bench pts.:	5-1	0-0
More 2nd-chance points:	6-1	0-0
Fewer or same 2nd-chance pts.:	4-0	0-0
More or same points off TOs:	9-1	0-0
Fewer points off TOs:	1-0	0-0
On Monday:	1-0	0-0
On Tuesday:	1-0	0-0
On Wednesday:	2-0	0-0
On Thursday:	0-0	0-0
On Friday:	2-0	0-0
On Saturday:	1-1	0-0
On Sunday:	3-0	0-0
In November:	7-0	0-0
In December:	3-1	0-0
In January:	0-0	0-0
In February:	0-0	0-0
In March:	0-0	0-0
In April:	0-0	0-0

**MISCELLANEOUS STATS**

Player	Times Led					Games With									
	Pts.	Rebs.	Assts.	Stls.	Blks.	10+ Pts	20+ Pts	10+ Rebs	3+Assts	3+Blks	3+Stls	3+ 3's	Dbl-Dbls	Career DD	
0-Fox	2	2	9	4	1	10	3	1	10	-	3	-	4	4	
1-Killeya-Jones	-	-	-	-	3	1	-	-	-	-	-	-	-	-	
3-Adebayo	1	6	-	-	6	9	-	3	-	3	-	3	3	3	
5-Monk	7	1	-	2	-	11	7	-	4	-	1	6	-	-	
10-David	-	-	-	-	-	-	-	-	-	-	-	-	-	-	
11-Mulder	-	1	-	-	1	3	-	-	-	-	3	-	-	-	
13-Briscoe	2	1	1	3	1	9	3	-	5	-	2	-	-	2	
14-Wynyard	-	-	-	-	-	-	-	-	-	-	-	-	-	-	
15-Humphries	-	1	-	1	3	-	-	-	-	1	1	-	-	-	
20-Calipari	-	-	-	-	1	-	-	-	-	-	-	-	-	-	
25-Hawkins	-	-	1	1	-	-	-	-	6	-	-	-	-	-	
30-Pulliam	-	-	-	-	-	-	-	-	-	-	-	-	-	-	
32-Gabriel	-	2	-	1	3	4	-	1	2	1	1	-	1	1	
35-Willis	-	1	-	1	4	4	-	-	1	1	-	-	-	2	

**STARTING LINEUPS**

Record	Guard	Guard	Guard	Forward	Forward
4-1	Fox	Monk	Briscoe	Gabriel	Adebayo
4-0	Fox	Monk	Briscoe	Willis	Adebayo
1-0	Fox	Monk	Hawkins	Willis	Adebayo
1-0	Fox	Monk	Hawkins	Gabriel	Adebayo

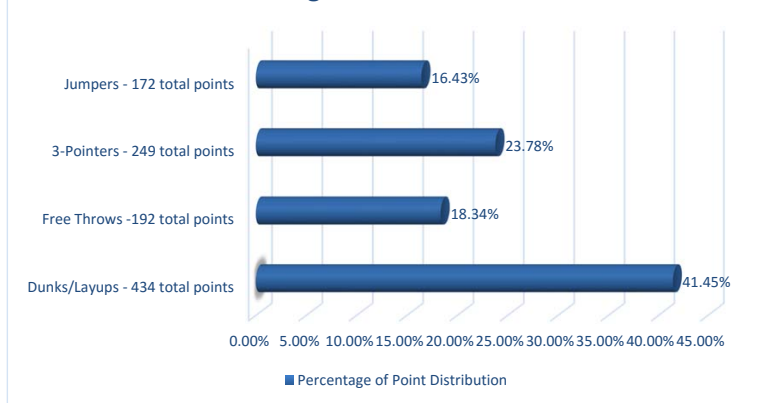
**TRACKING THE CATS**

Player	Games With			Total
	Charges Drawn	UK's First Sub	Traditional 3-Point Plays	Clutch FT-FTA (Last 5:00/OT)*
0-Fox	-	-	5	2-2 (1.000)
1-Killeya-Jones	-	-	1	0-0 (.000)
3-Adebayo	-	-	5	3-4 (.750)
5-Monk	-	-	5	0-0 (.000)
10-David	-	-	-	0-0 (.000)
11-Mulder	-	-	-	0-0 (.000)
13-Briscoe	2	-	4	0-0 (.000)
14-Wynyard	-	-	-	0-0 (.000)
15-Humphries	-	3	2	0-0 (.000)
20-Calipari	-	-	-	0-0 (.000)
25-Hawkins	3	1	-	0-0 (.000)
30-Pulliam	-	-	-	0-0 (.000)
32-Gabriel	1	4	2	0-0 (.000)
35-Willis	-	5	2	0-0 (.000)

\*single-digit game with 5:00 to play

**HOW THE CATS ARE SCORING**

Percentage of Point Distribution



**WIN/LOSS MARGIN**

MARGIN	W	L
1		
2		
3	1	
4		
5		1
6		
7		
8		
9		
10		
11-15		
16-20		
21+	9	

**TEAM'S FAST FACTS**

Shooting Percentage:	.490
Avg. Assists Per Game:	19.9
Points Off Turnovers Avg.:	22.7
Second-Chance Points Avg.:	15.9
Points in the Paint Avg.:	44.9
Fast Break Points Avg.:	14.1
Bench Points Avg.:	24.5
Points Per Possession Avg.:	1.205
Avg. Time of Possession:	13.8

**HOW UK SCORED ITS FIRST POINTS**

PLAYER	DUNK/LAYUP	JUMPER	3PT	FT
0-Fox	2			2
1-Killeya-Jones				
3-Adebayo				
5-Monk		3		
10-David				
11-Mulder				
13-Briscoe	2			1
14-Wynyard				
15-Humphries				
20-Calipari				
25-Hawkins				
30-Pulliam				
32-Gabriel				
35-Willis				1





GAME-BY-GAME LEADERS

Date	Opponent	Result	Points	Rebounds	Blocks	Steals	Assists
10/30	Clarion #	W, 108-51	Monk - 15	Adebayo - 14^	Willis - 2^	Two with 4^	Briscoe - 11^
11/6	Asbury #	W, 156-63	Fox - 25^	Humphries - 12^	Killeya-Jones - 4^	Two with 4^	Two with - 7^
11/11	STEPHEN F. AUSTIN	W, 87-64	Briscoe - 17^	Humphries - 8	Two with 3^	Two with 3^	Fox - 12^
11/13	CANISIUS	W, 93-69	Two with 21 ^	Adebayo - 11^	Adebayo - 3^	Hawkins - 2	Fox - 3^
11/15	vs. #13 Michigan State <sup>1</sup>	W, 69-48	Monk - 23^	Two with 6	Two with 2	Gabriel - 3^	Fox - 6^
11/20	DUQUESNE	W, 93-59	Fox - 16^	Adebayo - 8	Three with 2^	Briscoe - 4^	Fox - 6^
11/23	CLEVELAND STATE	W, 101-70	Monk - 23	Gabriel - 10^	Six with 1^	Two with 2^	Fox - 11^
11/25	UT MARTIN	W, 111-76	Monk - 26^	Adebayo - 12^	Humphries - 2^	Fox - 3^	Hawkins - 9^
11/28	vs. Arizona State <sup>2</sup>	W, 115-69	Monk - 23^	Fox - 11^	Adebayo - 3^	Briscoe - 3^	Fox - 10^
12/3	#11 UCLA	L, 97-92	Monk - 24^	Adebayo - 13^	Adebayo - 4^	Monk - 5^	Fox - 9^
12/7	VALPARAISO	W, 87-63	Adebayo - 16	Three with 7	Gabriel - 3^	Briscoe - 2	Fox - 5^
12/11	vs. Hofstra <sup>3</sup>	W, 96-73	Monk - 18^	Willis - 8^	Three with 2^	Willis - 2^	Briscoe - 6^
12/17	vs. #7 North Carolina <sup>4</sup>	W, 103-100	Monk - 47^	Two with 7^	Two with 1^	Fox - 2^	Fox - 10^
12/21	at Louisville						
12/29	at Ole Miss						
1/3	TEXAS A&M						
1/7	ARKANSAS						
1/10	at Vanderbilt						
1/14	AUBURN						
1/17	at Mississippi State						
1/21	SOUTH CAROLINA						
1/24	at Tennessee						
1/28	KANSAS						
1/31	GEORGIA						
2/4	at Florida						
2/7	LSU						
2/11	at Alabama						
2/14	TENNESSEE						
2/18	at Georgia						
2/21	at Missouri						
2/25	FLORIDA						
2/28	VANDERBILT						
3/4	at Texas A&M						

^ - Game Leader

Times Led  
Points

Times Led  
Rebounds

Times Led  
Blocks

Times Led  
Steals

Times Led  
Assists

- 1 - New York (Champions Classic)
- 2 - Bahamas
- 3 - Brooklyn, N.Y.
- 4 - Las Vegas (CBS Sports Classic)
- \* - SEC Tournament (Nashville, Tenn.)
- + - NCAA Tournament (Des Moines, Iowa)
- # - exhibition contest

Monk - 7  
Briscoe - 2  
Fox - 2  
Adebayo - 1

Adebayo - 6  
Fox - 2  
Gabriel - 2  
Briscoe - 1  
Humphries - 1  
Monk - 1  
Mulder - 1  
Willis - 1  
Adebayo - 6  
Willis - 4  
Humphries - 3  
Killeya-Jones - 3  
Gabriel - 3  
Briscoe - 1  
Calipari - 1  
Fox - 1  
Mulder - 1

Fox - 4  
Briscoe - 3  
Monk - 2  
Gabriel - 1  
Hawkins - 1  
Humphries - 1  
Willis - 1

Fox - 9  
Briscoe - 1  
Hawkins - 1



## THE LAST TIME ...

## INDIVIDUALS

## SCORING

**Scored 25 Points:** Malik Monk (47) vs. North Carolina, 12/17/16

**Scored 30 Points:** Malik Monk (47) vs. North Carolina, 12/17/16

**Scored 35 Points:** Malik Monk (47) vs. North Carolina, 12/17/16

**Scored 40 Points:** Malik Monk (47) vs. North Carolina, 12/17/16

**Scored 45 Points:** Malik Monk (47) vs. North Carolina, 12/17/16

**Scored 50 Points:** Jodie Meeks (54) at Tennessee, 1/13/09

**Two Players Had 20 Points:** Malik Monk (47), De'Aaron Fox (24) vs. North Carolina, 12/17/16

**Three Players Had 20 Points:** DeMarcus Cousins (27)/John Wall (21)/Patrick Patterson (20) vs. Sam Houston State, 11/19/09

**Two Players Had 30 Points:** Patrick Patterson (33) and Jodie Meeks (32) vs. Tennessee State, 12/22/08

**Scored 20 Points in Two Straight Games:** Malik Monk (2) 12/11/16 - 12/17/16

**Scored 20 Points in Three Straight Games:** Malik Monk (4) 11/23/16 - 12/3/16

**Scored 20 Points in Four Straight Games:** Malik Monk (4) 11/23/16 - 12/3/16

**Scored 20 points in Five Straight Games:** Jamal Murray (12) 2/2/16 - 3/12/16

**Scored 20 points in Six Straight games:** Jamal Murray (12) 2/2/16 - 3/12/16

**Scored 20 points in Seven Straight games:** Jamal Murray (12) 2/2/16 - 3/12/16

**Scored 20 points in Eight Straight games:** Jamal Murray (12) 2/2/16 - 3/12/16

**Scored 20 points in Nine Straight games:** Jamal Murray (12) 2/2/16 - 3/12/16

**Scored 20 points in 10 Straight games:** Jamal Murray (12) 2/2/16 - 3/12/16

**Scored 20 points in 11 Straight games:** Jamal Murray (12) 2/2/16 - 3/12/16

**Scored 20 points in 12 Straight games:** Jamal Murray (12) 2/2/16 - 3/12/16

**Scored 20 points in 15 Straight games:** Dan Issel (18) 12/1/69 - 2/7/70

**Scored 25 Points in Three Straight Games:** Tayshaun Prince (3) 3/11/ - 01-3/1701

**Scored 30 Points in Two Straight Games:** Jodie Meeks vs. Appalachian State (46) 12/20/08; vs. Tennessee State (32) 12/22/08

**Scored 30 Points in Three Straight Games:** Dan Issel (6) 2/14/70 - 3/2/70

**Scored in double figures in 10 straight Games:** Malik Monk (11) 11/11/16-12/17/16

**Scored in double figures in 15 straight Games:** Jamal Murray (34) 11/17/15 - 3/19/16, Tyler Ulis (21) 1/12/16 - 3/19/16

**Scored in double figures in 20 straight Games:** Jamal Murray (34) 11/17/15 - 3/19/16, Tyler Ulis (21) 1/12/16 - 3/19/16

**Scored in double figures in 25 straight Games:** Jamal Murray (34) 11/17/15 - 3/19/16

**Scored in double figures in 30 straight Games:** Jamal Murray (34) 11/17/15 - 3/19/16

**Scored in double figures in 33 straight Games:** Jamal Murray (34) 11/17/15 - 3/19/16

**Scored in double figures in 34 straight Games:** Jamal Murray (34) 11/17/15 - 3/19/16

**Scored in double figures in 35 straight Games:**

Kenny Walker (36) 11/14/85 - 3/22/86

**Five Players Scored in Double Figures:** Malik Monk (24), De'Aaron Fox (20), Bam Adebayo (18), Isaiah Briscoe (12), Derek Willis (11) vs. UCLA, 12/3/16

**Six Players Scored in Double Figures:** Malik Monk (23), Isaiah Briscoe (20), De'Aaron Fox (14), Bam Adebayo (12), Derek Willis (11), Ravi Moss (10) and Ramel Bradley (10) vs. Arizona State, 11/28/16

**Seven Players Scored in Double Figures:** Randolph Morris (17), Kelenna Azubuike (15), Patrick Sparks (14), Chuck Hayes (12), Rajon Rondo (11), Ravi Moss (10) and Ramel Bradley (10) vs. Mississippi State 2/19/05,

**Four Players with 15 or more points:** Malik Monk (26), De'Aaron Fox (16), Bam Adebayo (15), Wenyen Gabriel (15) vs. UT Martin, 11/25/16

## DOUBLE-DOUBLES

**Double-Double:** De'Aaron Fox (24 points, 10 assists) vs. North Carolina, 12/17/16

**Triple-Double:** De'Aaron Fox (14 points, 11 rebounds, 10 assists) vs. Arizona State, 11/28/16

**20-10 (Rebs) Game:** Alex Poythress (21 points, 13 rebounds) vs. Eastern Kentucky, 12/9/15

**20-10 (Assts) Game:** De'Aaron Fox (24 points, 10 assists) vs. North Carolina, 12/17/16

**20-15 Game:** Julius Randle (23 points, 15 rebounds) vs. UNC Asheville, 11/8/13

**30-10 Game:** Tayshaun Prince (33 points, 11 rebounds) vs. Tennessee State, 12/22/98

**Back-to-Back 20-10 Games:** Julius Randle (3) 11/8/13 - 11/10/13

**Three Straight 20-10 Games:** Julius Randle (3) 11/8/13 - 11/12/13

**Double-Double in Points and Rebs.:** Bam Adebayo (18 points, 13 rebounds) vs. UCLA, 12/3/16

**Double-Double in Points and Assists:** De'Aaron Fox (24 points, 10 assists) vs. North Carolina, 12/17/16

**Double-Double in Points and Blocks:** Never

**Double-Double in Points and Steals:** Never

**Double-double in two consecutive games:** Tyler Ulis (19 pts, 11 assts) at Florida, (3/5/16), (14 pts, 14 assts) vs. LSU, 3/5/16

**Double-double in three consecutive games:** - Julius Randle (19p, 15r) vs. Kansas State, 3/21/14; (13 p, 10 r), vs. Wichita State, 3/23/14; (15 p, 12 r), vs. Louisville, 3/28/14; (16 p, 11 r), vs. Michigan, 3/30/14

**Double-double in four consecutive game:** Julius Randle (19p, 15r) vs. Kansas State, 3/21/14; (13 p, 10 r), vs. Wichita State, 3/23/14; (15 p, 12 r), vs. Louisville, 3/28/14; (16 p, 11 r), vs. Michigan, 3/30/14

**Double-double in five consecutive game:** Julius Randle (14p, 10r) at Arkansas, (2/27/14); (10p, 15r) at South Carolina (3/1/14); (12 p, 11 r) vs. Alabama, (3/4/14); (16 p, 10 r) at Florida, (3/8/14); (17 p, 16 r) vs. LSU, (3/14/14); (12 p, 11 r) vs. Georgia, (3/15/14)

**Double-double in six consecutive games:** Julius Randle (14p, 10r) at Arkansas, (2/27/14); (10p, 15r) at South Carolina (3/1/14); (12 p, 11 r) vs. Alabama, (3/4/14); (16 p, 10 r) at Florida, (3/8/14); (17 p, 16 r)

vs. LSU, (3/14/14); (12 p, 11 r) vs. Georgia, (3/15/14)

**Double-double in seven consecutive games:** Julius Randle (7) 11/18/13-11/27/13

**Double-double in 10 consecutive games:** Jim Andrews, 1972-73 season

**Two players record double-doubles:** De'Aaron Fox (16 points, 11 assists), Wenyen Gabriel (10 points, 10 rebounds) vs. Cleveland State, 11/23/16

**Three players record double-doubles:** DeMarcus Cousins (19 pts, 14 rebs)/Patrick Patterson (19 pts, 10 rebs)/John Wall (18 pts, 10 rebs) at Mississippi State, 2/16/10

**Four players record double-doubles:** Jack Givens (30 pts, 13 rebs)/Kyle Macy (16 pts, 10 assts)/Mike Phillips (22 pts, 18 rebs)/Rick Robey (23 pts, 13 rebs) vs. Southern Methodist, 11/26/77

**Five players record double-doubles:** Never

## FIELD GOALS

**Made 12 FG in a game:** Malik Monk (18) vs. North Carolina, 12/17/16

**Made 15 FG in a game:** Malik Monk (18) vs. North Carolina, 12/17/16

**Made 16 FG in a game:** Malik Monk (18) vs. North Carolina, 12/17/16

**Made 17 FG in a game:** Malik Monk (18) vs. North Carolina, 12/17/16

**Made 18 FG in a game:** Malik Monk (18) vs. North Carolina, 12/17/16

**Made 19 FG in a game:** Dan Issel (19) vs. Alabama, 2/23/70

**Made 20 FG in a game:** Dan Issel (23) vs. Ole Miss, 2/7/70

**Made 21 FG in a game:** Dan Issel (23) vs. Ole Miss, 2/7/70

**Made 22 FG in a game:** Dan Issel (23) vs. Ole Miss, 2/7/70

**Made 23 FG in a game:** Dan Issel (23) vs. Ole Miss, 2/7/70

**Attempted 17 FG in a game:** Malik Monk (28) vs. North Carolina, 12/17/16

**Attempted 18 FG in a game:** Malik Monk (28) vs. North Carolina, 12/17/16

**Attempted 19 FG in a game:** Malik Monk (28) vs. North Carolina, 12/17/16

**Attempted 20 FG in a game:** Malik Monk (28) vs. North Carolina, 12/17/16

**Attempted 25 FG in a game:** Malik Monk (28) vs. North Carolina, 12/17/16

## 3-POINTERS

**Made 5 3-pointers in a game:** Malik Monk (8) vs. North Carolina, 12/17/16

**Made 6 3-pointers in a game:** Malik Monk (8) vs. North Carolina, 12/17/16

**Made 7 3-pointers in a game:** Malik Monk (8) vs. North Carolina, 12/17/16

**Made 8 3-pointers in a game:** Malik Monk (8) vs. North Carolina, 12/17/16

**Made 9 3-pointers in a game:** Jodie Meeks (10) at Tennessee, 1/13/09

**Made 10 3-pointers in a game:** Jodie Meeks (10) at Tennessee, 1/13/09

**Made 11 3-pointers in a game:** Never

**Attempted 10 3-pointers in a game:** Malik Monk (12) vs. North Carolina, 12/17/16

**Attempted 15 3-pointers in a game:** Jodie Meeks (15) at Tennessee, 1/13/09

**Attempted 16 3-pointers in a game:** Derrick Miller (16) vs. LSU 2/15/90

**Attempted 17 3-pointers in a game:** Derrick Miller (19) vs. Kansas 12/6/89

**Attempted 18 3-pointers in a game:** Derrick Miller (19) vs. Kansas 12/6/89

**Attempted 19 3-pointers in a game:** Derrick Miller (19) vs. Kansas 12/6/89

**Made a 3-pointer in 10 straight games:** Malik Monk (11), 11/11/16-12/17/16

**Made a 3-pointer in 15 straight games:** Jamal Murray (36), 11/13/15 - 3/19/16, Derek Willis (17), 1/12/16 - 3/17/16

**Made a 3-pointer in 20 straight games:** Jamal Murray (36), 11/13/15 - 3/19/16

**Made a 3-pointer in 30 straight games:** Jamal Murray (36), 11/13/15 - 3/19/16

**Made two 3-pointers in 10 straight games:** Jamal Murray (17), 1/23/16 - 3/17/16

**Made three 3-pointers in 10 straight games:** Gerald Fitch (20) 1/14/03 - 3/23/03

**Made three 3-pointers in 15 straight games:** Gerald Fitch (20) 1/14/03 - 3/23/03

**Made three 3-pointers in 20 straight games:** Gerald Fitch (20) 1/14/03 - 3/23/03

**Made three 3-pointers in 25 straight games:** Keith Bogans (29) 3/14/02 - 2/26/03

## FREE THROWS

**Made 8 FT in a game:** Bam Adebayo (10) vs. UCLA, 12/3/16

**Made 9 FT in a game:** Bam Adebayo (10) vs. UCLA, 12/3/16

**Made 10 FT in a game:** Bam Adebayo (10) vs. UCLA, 12/3/16

**Made 11 FT in a game:** Tyler Ulis (12) at Tennessee, 2/2/16

**Made 12 FT in a game:** Tyler Ulis (12) at Tennessee, 2/2/16

**Made 13 FT in a game:** Tyler Ulis (14) at Arkansas, 1/21/16

**Made 14 FT in a game:** Tyler Ulis (14) at Arkansas, 1/21/16

**Made 15 FT in a game:** Rodrick Rhodes (16) vs. Ole Miss 1/18/95

**Made 16 FT in a game:** Rodrick Rhodes (16) vs. Ole Miss 1/18/95

**Made 17 FT in a game:** Dwight Anderson (18) vs. Mississippi State 2/12/79

**Made 18 FT in a game:** Dwight Anderson (18) vs. Mississippi State 2/12/79

**Attempted 10 FT in a game:** Bam Adebayo (13) vs. UCLA, 12/3/16

**Attempted 15 FT in a game:** Tyler Ulis (15) at Arkansas, 1/21/16

**Attempted 20 FT in a game:** Heshimu Evans (20) vs. Ole Miss 3/5/99

## REBOUNDS

**15 Rebs:** Julius Randle (15) vs. Kansas State, 3/21/14

**16 Rebs:** Julius Randle (16) vs. LSU, 3/14/14

**20 Rebs:** Jared Prickett (20) vs. Arkansas 2/9/94

**25 Rebs:** Mike Phillips (28) vs. Tennessee 1/10/76

**30 Rebs:** Cotton Nash (30) vs. Ole Miss 2/8/64

**34 Rebs:** Bob Burrow (34) vs. Temple 12/10/55

**10+ Rebs in three consecutive games:** Julius Randle (4) 3/21/14 - 3/30/14

**10+ Rebs in four consecutive games:** Julius Randle (4) 3/21/14 - 3/30/14

**10+ Rebs in five consecutive games:** Julius Randle (10) 2/12/14 - 3/15/14



## THE LAST TIME ...

**10+ Rebs in six consecutive games:** Julius Randle (10) 2/12/14 - 3/15/14

**10+ Rebs in seven consecutive games:** Julius Randle (10) 2/12/14 - 3/15/14

**10+ Rebs in eight consecutive games:** Julius Randle (10) 2/12/14 - 3/15/14

**10+ Rebs in nine consecutive games:** Julius Randle (10) 2/12/14 - 3/15/14

**10+ Rebs in 10 consecutive games:** Julius Randle (10) 2/12/14 - 3/15/14

**Two players had 10 rebounds:** Derek Willis (12) and Tyler Ulis (10) at Auburn, 1/16/16

**Three players had 10 rebounds:** Michael Kidd-Gilchrist (19), Terrence Jones (11), Anthony Davis (10) vs. Louisville, 12/31/11

## ASSISTS

**6 Assists:** De'Aaron Fox (10) vs. North Carolina, 12/17/16

**7 Assists:** De'Aaron Fox (10) vs. North Carolina, 12/17/16

**8 Assists:** De'Aaron Fox (10) vs. North Carolina, 12/17/16

**9 Assists:** De'Aaron Fox (10) vs. North Carolina, 12/17/16

**10 Assists:** De'Aaron Fox (10) vs. North Carolina, 12/17/16

**11 Assists:** De'Aaron Fox (11) vs. Cleveland State, 11/23/16

**12 Assists:** De'Aaron Fox (12) vs. Stephen F. Austin, 11/11/16

**13 Assists:** Tyler Ulis (14) vs. LSU, 3/5/16

**14 Assists:** Tyler Ulis (14) vs. LSU, 3/5/16

**15 Assists:** John Wall (16) vs. Hartford, 12/29/09

**16 Assists:** John Wall (16) vs. Hartford, 12/29/09

**5+ Assists in Four Consecutive Games:** De'Aaron Fox (6) 11/15/16 - 12/3/16

**8+ Assists in Two Consecutive Games:** De'Aaron Fox (2) 11/25/16 - 12/3/16

## BLOCKS

**4 Blocks:** Bam Adebayo (4) vs. UCLA, 12/3/16

**5 Blocks:** Skal Labissiere (6) vs. Stony Brook, 3/17/16

**6 Blocks:** Skal Labissiere (6) vs. Stony Brook, 3/17/16

**7 Blocks:** Karl-Anthony Towns (7) vs. Vanderbilt, 1/20/15

**8 Blocks:** Willie Cauley-Stein (9) vs. Boise State, 12/10/13

**9 Blocks:** Willie Cauley-Stein (9) vs. Boise State, 12/10/13

**10 Blocks:** Nerlens Noel (12) at Ole Miss, 1/29/13

**11 Blocks:** Nerlens Noel (12) at Ole Miss, 1/29/13

**12 Blocks:** Nerlens Noel (12) at Ole Miss, 1/29/13

## STEALS

**4 Steals:** Malik Monk (5) vs. UCLA, 12/3/16

**5 Steals:** Malik Monk (5) vs. UCLA, 12/3/16

**6 Steals:** Tyler Ulis (6) vs. Ole Miss, 1/2/16

**7 Steals:** Rajon Rondo (8) vs. Mississippi State, 2/19/05

**8 Steals:** Rajon Rondo (8) vs. Mississippi State, 2/19/05

## MINUTES

**Played every minute:** Tyler Ulis (45) vs. Texas A&M, 3/13/16

**Played 40+ minutes:** Tyler Ulis (45) vs. Texas A&M, 3/13/16

**Played more than 50 minutes:** Patrick Patterson (50) vs. Vanderbilt, 1/12/08

## FOULS

**Fouled Out:** Bam Adebayo, vs. North Carolina, 12/17/16

**Two Players Fouled Out:** Isaiah Briscoe and Alex Poythress, at Florida, 3/1/16

**Three Players Fouled Out:** Skal Labissiere, Marcus Lee, Alex Poythress, Derek Willis, at Kansas, 1/30/16

**Four Players Fouled Out:** Skal Labissiere, Marcus Lee, Alex Poythress, Derek Willis, at Kansas, 1/30/16

**Technical Foul:** Bam Adebayo, vs. Hofstra, 12/11/16

## TEAM

## STARTS

**Started four freshmen:** Bam Adebayo, De'Aaron Fox, Wenyen Gabriel, Malik Monk vs. North Carolina, 12/17/16

**Started five freshmen:** Aaron Harrison, Andrew Harrison, Dakari Johnson, Julius Randle, James Young vs. Connecticut, 4/7/14

## SCORING

**Scored 90 or More Points:** 103 vs. North Carolina, 12/17/16 (W, 103-100)

**Scored 90 or More Points (SEC Game):** 94 vs. LSU, 3/5/16 (W, 94-77)

**Scored 100 or More Points:** 103 vs. North Carolina, 12/17/16 (W, 103-100)

**Scored 100 or More Points (SEC Game):** 110 vs. Auburn, 2/21/15 (W, 110-75)

**Scored 110 or More Points:** 115 vs. Arizona State, 11/28/16 (W, 115-69)

**Scored 110 or More Points (SEC Game):** 110 vs. Auburn, 2/21/15 (W, 110-75)

**Scored 120 or More Points:** 120 vs. Vanderbilt, 2/7/96 (W, 120-81)

**Scored 120 or More Points (SEC Game):** 120 vs. Vanderbilt, 2/7/96 (W, 120-81)

**Scored 130 or More Points:** 143 vs. Georgia, 2/27/56 (W, 143-66)

**Scored 140 or More Points:** 143 vs. Georgia, 2/27/56 (W, 143-66)

**Scored 150 or More Points:** Never

**Scored Less than 50 Points:** 48 vs. Vanderbilt, 3/15/13 (L, 64-48)

**Scored 100 Points in Two Consecutive Games:** vs. Cleveland State (11/23/16), vs. UT Martin (11/25/16), vs. Arizona State (11/28/16)

**Scored 100 Points in Three Consecutive Games:** vs. Cleveland State (11/23/16), vs. UT Martin (11/25/16), vs. Arizona State (11/28/16)

**Scored 100 Points in Consecutive SEC Games:** 2/27/56-3/3/56

## OPPONENT SCORING

**Allowed 90 or More Points:** 100 vs. North Carolina, 12/17/16 (W, 103-100)

**Allowed 90 or More Points (SEC Game):** 90 by Georgia, 3/4/09 (L, 90-85)

**Allowed 100 or More Points:** 100 vs. North Carolina, 12/17/16 (W, 103-100)

**Allowed 100 or More Points (SEC Game):** 101 by Arkansas, 2/10/93 (L, 101-94)

**Allowed Less Than 50 Points:** 48 vs. Michigan State, 11/15/16 (W, 69-48)

**Allowed Less Than 50 Points (SEC):** 48 vs. Georgia, 2/9/16 (W, 82-48)

## SHOOTING PERCENTAGES

**Shot 70% from the field:** .722 vs. Mississippi St., 2/15/86

**Shot 65% from the field:** .677 vs. LIU Brooklyn, 11/23/12

**Shot 30% or less from the field:** .281 at Texas A&M (1/10/15)

**Allowed 50% shooting:** .530 vs. North Carolina, 12/17/16

**Allowed 60% shooting:** .640 by Florida, 3/4/07

**Allowed 20% or less shooting:** .197 by Montana State, 11/23/14 (12-61)

**Allowed 30% or less shooting:** .263 by Stony Brook, 3/17/16 (20-76)

**Held opponent to zero 3-pointers:** at Auburn, 1/19/13 (0-15)

## FREE THROWS

**Shot 90% or Better from Free Throw Line:** 90.0 (9-10) vs. Wisconsin (4/4/15)

**Shot 100% from Free Throw Line:** 11-11 vs. Florida, 2/7/12

**Shot 50% or Less from Free Throw Line:** .435 (10-23) at Vanderbilt, 2/27/16

**Attempted 40 FT:** vs. Illinois State (46), 11/30/15

**Attempted five or less FT:** vs. South Carolina (4) 1/21/06

**Made 30 FT:** 30 vs. Auburn, 3/14/15 (30-35)

## 3-POINTERS

**Hit 10 3-pointers:** 10 vs. North Carolina, 12/17/16 (10-18)

**Hit 11 3-pointers:** 11 vs. Arizona State, 11/28/16 (11-28)

**Hit 12 3-pointers:** 13 vs. Alabama, 3/11/16 (13-22)

**Hit 13 3-pointers:** 13 vs. Alabama, 3/11/16 (13-22)

**Hit 14 3-pointers:** 15 vs. Georgia, 3/1/12 (15-27)

**Hit 15 3-pointers:** 15 vs. Georgia, 3/1/12 (15-27)

**Hit 16 3-pointers:** 16 vs. UNC-Asheville, 12/23/96 (16-33)

**Hit 17 3-pointers:** 20 vs. LSU, 3/4/95 (20-35)

**Hit 18 3-pointers:** 20 vs. LSU, 3/4/95 (20-35)

**Hit 19 3-pointers:** 20 vs. LSU, 3/4/95 (20-35)

**Hit 20 3-pointers:** 20 vs. LSU, 3/4/95 (20-35)

**Hit 21 3-pointers:** 21 vs. North Carolina, 12/27/89 (21-48)

**Hit 22 3-pointers:** Never

## SCORING MARGINS

**Won game by 50 points or more:** 58 vs. Montana State (W, 86-28) 11/23/14

**Won game by 60 points or more:** 62 vs. Vanderbilt (W, 106-44) 3/5/03

**Won game by 70 points or more:** 74 vs. Tennessee-Martin (W, 124-50) 11/26/94

**Lost game by 30 points or more:** 30 at Tennessee (L, 88-58) 2/16/13

**Lost game by 40 points or more:** 41 at Vanderbilt (L, 93-52) 2/12/08

**Lost game by 50 points or more:** 55 at Kansas (L, 150-95) 12/9/89

**Lost game by 60 points or more:** 70 vs. Central (L, 87-17) 1/28/1910

**Lost game by 70 points or more:** 70 vs. Central (L, 87-17) 1/28/1910

**Game decided by one point:** vs. Wisconsin, 4/5/14 (W, 74-73)

**Game decided by two points:** at Texas A&M, 2/20/16 (L, 79-77)

**Game decided by three points:** vs. North Carolina, 12/17/16 (W, 103-100)

**Two consecutive games decided by one point:** vs. North Carolina (W, 73-72) 12/3/11 and at Indiana (L, 73-72) 12/10/11

**Three consecutive games decided by one point:** Never

**Two consecutive games decided by two points:** at Ole Miss (L, 71-69) 2/1/11 and Florida (L, 70-68) 2/5/11

**Came back from 18-point deficit for win:** W, 72-70 vs. Miami Univ. (11/16/09); Trailed 36-18 (7:04 in 1st)

**Came back from 19-point deficit for win:** W, 80-77 vs. Florida (3/2/94); Trailed 33-14 (7:00 in 1st)

**Came back from 20-point deficit for win:** W, 99-95 at LSU (2/15/94); Trailed 68-37 (15:34 in 2nd)

**Came back from 30-point deficit for win:** W, 99-95 at LSU (2/15/94); Trailed 68-37 (15:34 in 2nd)

**Came back from 31-point deficit for win:** W, 99-95 at LSU (2/15/94); Trailed 68-37 (15:34 in 2nd)

## REBOUNDS

**Pulled down 50 rebounds:** 59 (20-39) vs. Arizona State, 11/28/16

**Pulled down 55 rebounds:** 59 (20-39) vs. Arizona State, 11/28/16

**Pulled down 60 rebounds:** 62 (19-43) vs. Morehead State, 12/16/96

## OVERTIME GAMES

**Played an Overtime Game:** vs. Texas A&M, 3/13/16 (W, 82-77 OT)

**Won an Overtime Game:** vs. Texas A&M, 3/13/16 (W, 82-77 OT)

**Played an SEC Overtime Game:** at Texas A&M, 2/20/16 (L, 79-77 OT)

**Won an SEC Overtime Game:** at Texas A&M, 1/10/15 (W, 70-64 2OT)

**Lost an Overtime Game:** at Texas A&M, 2/20/16 (L, 79-77 OT)

**Lost an SEC Overtime Game:** at Texas A&M, 2/20/16 (L, 79-77 OT)

**Played an Overtime Game in SEC Tournament:** vs. Texas A&M, 3/13/16 (W, 82-77 OT)

**Won an Overtime Game in SEC Tournament:** vs. Texas A&M, 3/13/16 (W, 82-77 OT)

**Played Two Overtimes:** at Texas A&M, 1/10/15 (W, 70-64 2ot)

**Played Three Overtimes:** vs. Temple 12/7/57 (W, 85-83)

**Played Four Overtimes:** Never played four overtime game

**Played consecutive games that went to overtime:** 1/6/15 vs. Ole Miss (W, 89-86) and 1/10/15 at Texas A&M (70-64)





The **GREATEST** tradition in the history of college basketball.

### FAST FACTS

Year Opened:	1976
First Game:	Nov. 27, 1976
All-Time Record:	552-65 (.895)
Record Under Coach Cal:	125-5 (.962)
Capacity:	23,000
Record Crowd:	24,479 (Jan. 20, 2010)
Longest Winning Streak:	54 (11/9/10-12/1/12)
Current Winning Streak:	1

### YEAR-BY-YEAR RECORDS

Season	W-L	Pct.	Start
2016-17	6-1	.857	5-0
2015-16	17-0	1.000	17-0
2014-15	19-0	1.000	19-0
2013-14	16-2	.889	14-0
2012-13	16-2	.889	3-0
2011-12	18-0	1.000	18-0
2010-11	15-0	1.000	15-0
2009-10	18-0	1.000	18-0
2008-09	12-6	.667	3-0
2007-08	14-4	.778	1-0
2006-07	14-2	.875	10-0
2005-06	10-5	.667	4-0
2004-05	14-1	.933	7-0
2003-04	11-2	.846	3-0
2002-03	12-1	.923	1-0
2001-02	12-3	.800	0-1
2000-01	11-1	.917	0-1
1999-2000	14-0	1.000	14-0
1998-99	12-1	.923	6-0
1997-98	9-3	.750	4-0
1996-97	12-1	.923	12-0
1995-96	13-0	1.000	13-0
1994-95	12-1	.923	2-0
1993-94	13-1	.929	11-0
1992-93	16-0	1.000	16-0
1991-92	15-2	.882	1-0
1990-91	13-0	1.000	13-0
1989-90	13-2	.867	5-0
1988-89	8-6	.571	0-1
1987-88	14-2	.875	8-0
1986-87	13-2	.867	5-0
1985-86	18-0	1.000	18-0
1984-85	11-3	.786	1-0
1983-84	16-0	1.000	16-0
1982-83	14-1	.933	8-0
1981-82	15-1	.938	15-0
1980-81	15-0	1.000	15-0
1979-80	12-3	.800	6-0
1978-79	11-4	.733	3-0
1977-78	16-0	1.000	16-0
1976-77	12-2	.857	4-0
<b>Total</b>	<b>552-65</b>	<b>.895</b>	

### NEED-TO-KNOW NOTES

#### Cats Rock at Rupp

UK has won 208 of its last 236 home games, including a 54-game winning streak in the venerable arena to begin the John Calipari era and a recent 42-game winning streak. All-time, the Wildcats are 552-65 (.895) in Rupp Arena.

Among the most notable marks of dominance in the nation's toughest venue to play include:

- The Wildcats are 293-40 (.880) in regular-season SEC games in the building
- Kentucky set a new program home record of 19 wins in 2014-15
- The Wildcats have gone undefeated at home in five of John Calipari's seven seasons, including 2014-15 and 2015-16
- Overall, UK has posted a perfect mark in 13 of Rupp Arena's 40 seasons

#### Cal Owns Longest Win Streaks in Rupp

With UK's 2011-12 season-opening victory over Marist, UK head coach John Calipari recorded his 34th consecutive win in Rupp Arena as UK's head coach. It broke former UK head coach Rick Pitino's longest streak of 33 games in the venue.

The winning streak reached as long as 54 games. Calipari didn't suffer his first loss in Rupp Arena until losing to Baylor in his fourth season. The 54-game run, however, was his longest career winning streak. He also had the second-longest streak in the arena as the Cats won 42 straight from March 4, 2014 to Dec. 3, 2016.

#### Pack the House

Kentucky has led the nation in average home attendance in 18 of the last 21 seasons, including a Rupp Arena record of 24,110 in John Calipari's first season (2009-10) as head coach.

- Kentucky averaged 23,362 fans during the 2015-16 season
- UK has averaged 23,000 or more fans in six of Calipari's seven seasons

#### The Top-Ranked Team at Home

Kentucky has lost just three times at home as the Associated Press top-ranked team in the history of the program and just twice in Rupp Arena. Prior to the loss to UCLA by three on Dec. 3, the other two losses came by just one point.

The Wildcats are 53-2 all-time as the AP No. 1 team in Rupp Arena since its opening in 1976. The first loss was to Auburn, 53-52, on Jan. 9, 1988.

#### Coach Cal in Rupp Arena

It's been downright difficult to beat the Wildcats at Rupp Arena during the John Calipari era. UK is 125-5 (.962) at Rupp Arena under Calipari.

- UK is 16-2 vs. ranked opponents in Rupp in the Calipari era
- The Wildcats are 109-3 (.973) vs. unranked teams in Rupp under Calipari
- UK is 68-2 (.971) at home vs. nonconference foes under Calipari
- Calipari notched his 100th career win at Rupp Arena as UK's coach with the Wildcats' 110-75 rout of Auburn on Feb. 21, 2014. It took Calipari just 104 games to reach the century mark at home, the fastest of any UK coach

#### Cal Passes Hall for Rupp Record

With a 101-70 victory over Cleveland State on Nov. 23, John Calipari passed former UK head coach Joe B. Hall for the wins in Rupp Arena history.

Calipari currently has 125 victories inside the historic venue. Hall won 122.

### TOP 10 ATTENDANCES

No.	Att.	Opponent	Date	Result
1	24,479	Louisville	1/20/10	W, 71-62
2	24,468	N. Carolina	12/5/09	W, 68-66
3	24,465	Florida	2/10/07	L, 64-61
4	24,459	Florida	2/4/03	W, 70-55
5	24,432	Louisville	12/17/05	W, 73-61
6	24,428	Florida	3/7/15	W, 67-50
7	24,425	Florida	2/15/14	L, 69-59
8	24,416	Arkansas	2/28/15	W, 84-67
9	24,414	LSU	3/5/16	W, 94-77
10	24,412	Louisville	12/26/15	W, 75-73

### 2016-17 ATTENDANCES

No.	Att.	Opponent	Date	Result
1	23,976	UCLA	12/3/16	L, 97-92
2	23,324	UT Martin	11/15/16	W, 111-76
3	22,683	SFA	11/11/16	W, 87-64
4	22,441	Cleveland St.	11/23/16	W, 101-70
5	22,009	Canisius	11/13/16	W, 93-69
6	21,805	Valparaiso	12/7/16	W, 87-63
7	21,394	Asbury (exh.)	11/6/16	W, 156-63
8	21,327	Duquesne	11/20/16	W, 93-59
9	20,009	Clarion (exh.)	10/30/16	W, 108-51





**UK VS. AP RANKED FOES**

**In John Calipari Era (2009-Present)**

**46-18, 13-5 SEC**

vs. No. 7 North Carolina (Las Vegas)	Dec. 17, 2016	W, 103-100
vs. No. 11 UCLA	Dec. 3, 2016	L, 97-92
vs. No. 13 Michigan St. (New York)	Nov. 15, 2016	W, 69-48
vs. No. 14 Indiana	March 19, 2016	L, 73-67
vs. No. 17 Texas A&M (SEC)	March 13, 2016	W, 82-77
at No. 4 Kansas	Jan. 30, 2016	L, 90-84
vs. No. 16 Louisville	Dec. 27, 2015	W, 75-73
vs. No. 5 Duke (Chicago)	Nov. 17, 2015	W, 74-63
vs. No. 3 Wisconsin (NCAA)	April 4, 2015	L, 71-64
vs. No. 8 Notre Dame (NCAA)	March 28, 2015	W, 68-66
vs. No. 20 W. Virginia (NCAA)	March 26, 2015	W, 78-39
vs. No. 18 Arkansas (SEC)	March 15, 2015	W, 78-63
vs. No. 12 Arkansas	Feb. 28, 2015	W, 84-67
at No. 4 Louisville	Dec. 27, 2014	W, 58-50
vs. No. 21 North Carolina	Dec. 13, 2014	W, 84-70
vs. No. 6 Texas	Dec. 5, 2014	W, 63-51
vs. No. 5 Kansas (Indianapolis)	Nov. 18, 2014	W, 72-40
vs. No. 18 UConn (NCAA)	April 7, 2014	L, 60-54
vs. No. 12 Wisconsin (NCAA)	April 5, 2014	W, 74-73
vs. No. 7 Michigan (NCAA)	March 30, 2014	W, 75-72
vs. No. 5 Louisville (NCAA)	March 28, 2014	W, 74-69
vs. No. 2 Wichita St. (NCAA)	March 23, 2014	W, 78-76
vs. No. 1 Florida (SEC)	March 16, 2014	L, 61-60
at No. 1 Florida	March 8, 2014	L, 84-65
vs. No. 3 Florida	Feb. 15, 2014	L, 69-59
vs. No. 4 Louisville	Dec. 28, 2013	W, 73-66
at No. 18 North Carolina	Dec. 14, 2013	L, 82-77
vs. No. 20 Baylor (Dallas)	Dec. 6, 2013	L, 67-62
vs. No. 2 Michigan St. (Chicago)	Nov. 12, 2013	L, 78-74
vs. No. 11 Florida	March 9, 2013	W, 61-57
at No. 7 Florida	Feb. 12, 2013	L, 69-52
at No. 16 Ole Miss	Jan. 29, 2013	W, 87-74
at No. 4 Louisville	Dec. 29, 2012	L, 80-77
vs. No. 9 Duke (Atlanta)	Nov. 13, 2012	L, 75-68
vs. No. 6 Kansas (NCAA)	April 2, 2012	W, 67-59
vs. No. 17 Louisville (NCAA)	March 31, 2012	W, 69-61
vs. No. 9 Baylor (NCAA)	March 25, 2012	W, 82-70
vs. No. 16 Indiana (NCAA)	March 23, 2012	W, 87-71
vs. No. 22 Florida	March 10, 2012	W, 74-71
at No. 16 Florida	March 4, 2012	W, 74-59
vs. No. 8 Florida	Feb. 7, 2012	W, 78-58
vs. No. 4 Louisville	Dec. 31, 2011	W, 69-62
vs. No. 5 North Carolina	Dec. 3, 2011	W, 73-72
vs. No. 12 Kansas (New York)	Nov. 15, 2011	W, 75-65
vs. No. 9 UConn (NCAA)	April 2, 2011	L, 56-55
vs. No. 7 N. Carolina (NCAA)	March 27, 2011	W, 76-69
vs. No. 1 Ohio State (NCAA)	March 25, 2011	W, 62-60
vs. No. 22 W. Virginia (NCAA)	March 19, 2011	W, 71-63
vs. No. 12 Florida (SEC)	March 13, 2011	W, 70-54
vs. No. 21 Vanderbilt	March 1, 2011	W, 68-66
vs. No. 13 Florida	Feb. 26, 2011	W, 76-68
at No. 21 Vanderbilt	Feb. 12, 2011	L, 81-77
at No. 22 Louisville	Dec. 31, 2010	W, 78-63
vs. No. 23 N. Dame (Louisville)	Dec. 8, 2010	W, 72-58
vs. No. 13 Washington (Maui)	Nov. 23, 2010	W, 74-67
vs. No. 6 W. Virginia (NCAA)	March 27, 2010	L, 73-66
vs. No. 15 Tennessee (SEC)	March 13, 2010	W, 74-45
at No. 19 Tennessee	Feb. 27, 2010	L, 74-65
at No. 17 Vanderbilt	Feb. 20, 2010	W, 58-56
vs. No. 12 Tennessee	Feb. 13, 2010	W, 73-62
vs. No. 25 Ole Miss	Feb. 2, 2010	W, 85-75
vs. No. 21 Vanderbilt	Jan. 30, 2010	W, 85-72
vs. No. 14 UConn (New York)	Dec. 9, 2009	W, 64-61
vs. No. 10 North Carolina	Dec. 5, 2009	W, 68-66

**Calipari's Record at UK vs:**

vs. No. 1	1-2
vs. Top 3	2-5
vs. Top 5	9-7
vs. Top 10	18-11
vs. Top 15	28-13
vs. Top 20	36-17
vs. Top 25	46-18
Home	16-2
Away	5-7
Neutral	25-9
SEC Tourney	4-1
NCAA Tourney	13-5

**First-Ballot Hall of Famer**

Kentucky men's basketball coach John Calipari joined basketball's fraternity of legends in September 2015 after being elected to the Naismith Memorial Basketball Hall of Fame on the first ballot.

Calipari joined an elite group of basketball players and coaches in the Naismith Hall of Fame, considered to be one of the ultimate honors in the sport.

The Class of 2015 included Calipari, Dick Bevetta, Wildcat Louie Dampier, Lindsay Gaze, Tom Heinsohn, John Isaacs, Spencer Haywood, Lisa Leslie, Dikembe Mutombo, George Raveling and JoJo White.

**Calipari Wins 200th Career Game at UK in Record Time**

With a thrilling 75-73 victory over rival Louisville on Dec. 26, John Calipari captured his 200th career win at Kentucky faster than any coach in UK history -- and nearly faster than anyone has ever done it at any other school.

Calipari reached the 200-win plateau in his 240th career game at Kentucky. Rick Pitino, previously the fastest to 200 wins at UK prior to Calipari, didn't capture his 200th Wildcat win until his 249th game. The legendary Adolph Rupp reached 200 during his 250th game.

Not only did Calipari reach the 200-win mark in record pace at Kentucky, he also nearly set the all-time Division I mark. With the win over U of L, he became the second-fastest Division I men's basketball coach to reach 200 victories at a single school, behind only LIU-Brooklyn's Clair Bee, who achieved the feat in 231 games.

Calipari is one of just 11 head coaches in Division I men's basketball history with at least 200 victories at two different schools and just the fifth coach at Kentucky to reach the 200-win plateau.

He's currently the only coach in NCAA history with at least 189 victories at three different schools.

Here's a look at some of the more impressive numbers in Calipari's journey to 200 wins:

- UK beat Florida more than anyone else during the first 200 wins, defeating the Gators 11 times
- Likewise, Kentucky beat Louisville (eight times) more than any other nonconference opponent
- Calipari defeated 89 different Division I schools (25.4 percent) of current Division I schools) during the run
- A total of 176 wins came with UK ranked in the AP Top 25, and 66 of them were while UK was No. 1

**UMass Raises Banner in Calipari's Honor**

As part of a 20th anniversary celebration of the UMass men's basketball 1995-96 Final Four team, the UMass Department of Athletics honored John Calipari on Dec. 16 prior to its game against New Orleans by raising a banner into the rafters at the Mullins Center.

Calipari's banner joined the retired jerseys of five all-time Minutemen: George "Trigger" Burkey, Marcus Camby, Julius "Dr. J" Erving, Lou Roe and Al Skinner.

- Calipari began his head coaching career at UMass where he turned the Minutemen into a national powerhouse from 1988-96
- In addition to the 1995-96's team's 35-2 record and the Final Four appearance, Calipari led the Minutemen to the 1991-92 NCAA Sweet 16, the 1992-93 and 1993-94 NCAA second round, and the 1994-95 NCAA Elite Eight. UMass won five straight Atlantic 10 titles during that span as well

**Nearly Unanimous**

John Calipari collected nearly every major national coach of the year award after guiding the historic 2014-15 Wildcats to a perfect regular season and eventually a fourth Final Four appearance in five seasons. Among the awards Calipari won in 2014-15:

- Associated Press National Coach of the Year
- Naismith National Coach of the Year
- NABC National Coach of the Year
- The Sporting News National Coach of the Year
- Adolph Rupp National Coach of the Year
- SEC Coach of the Year
- 2015 USBWA District IV Coach of the Year

**600 On-Court Victories**

With a win over No. 5 Kansas on Nov. 18, 2014, John Calipari claimed his 600th on-court victory as a Division I head coach. He became the 13th active Division I coach to achieve the feat.

**Calipari at No. 1**

John Calipari is one of just two coaches (Frank McGuire) to lead three programs to a No. 1 ranking. With UK's No. 1 ranking in 2016-17, Calipari has guided six of his last eight and seven of his last 10 teams to the No. 1 ranking (and the ninth time he's done it overall).

When Coach Cal's teams have been at the top, they're been difficult to knock off:

- Calipari is 110-12 (.902) as the top-ranked Associated Press Top 25 coach in the country
- He's 69-7 (.908) when his team is at the top of the AP Top 25 as UK's head coach

**AHEAD OF THE BARON OF THE BLUEGRASS**

- Legendary coach Adolph Rupp won 876 career games while he was the coach of UK. He also led Kentucky to five NCAA titles during his 41-year tenure.
- John Calipari is ahead of the pace with the legend as far as victories to begin his career at UK. Also, Calipari (.825) is ahead of Rupp (.822) in total UK career winning percentage.

Coach	Games	Record	Next Game (276th Game)
John Calipari	275	227-48	Dec. 21 at Louisville
Rick Pitino	270	220-50	End of UK coaching career at 270th game
Adolph Rupp	275	218-57	def. Ohio State 40-28 (Dec. 13, 1943)
Tubby Smith	275	218-57	def. Utah 62-52 (March 25, 2005)
Joe B. Hall	275	209-66	def. Jacksonville 107-91 (Dec. 18, 1981)







- Calipari tallied a 32-4 mark at UMass when the Minutemen were No. 1 and he was 9-1 at Memphis when he had the Tigers at the pinnacle of the rankings
- Calipari (110) trails only Duke's Mike Krzyzewski (193) in active coaches with victories as the No. 1 head coach
- Calipari has coached 122 career games as a No. 1 team, the fourth most in NCAA history, trailing John Wooden (228), Krzyzewski (233) and Adolph Rupp (131)
- Among coaches who have owned a No. 1 ranking in at least 119 games, Calipari's winning percentage of .902 trails only Wooden (.952), and is ahead of active coaches Krzyzewski (.870) and Roy Williams (.849)

**There's No Place Like Home**

Since the 2000 season, John Calipari-coached teams have posted a 278-23 (.924) record at home (through games played on Dec 11). At UK, Coach Cal is 125-5 (.962) in Rupp Arena.

In five of Calipari's eight seasons at Kentucky, the Wildcats have posted an undefeated record at home, including a school-record 19-0 mark during the 2014-15 season.

Calipari owns both of UK's longest winning streaks in the arena. He began his career at UK with a 54-game winning streak at Rupp Arena. It was the longest winning streak since the arena opening in 1976. With a win over Georgia on Feb. 9, 2016, he secured the second-longest streak in the storied building at 34 games.

Coach	Streak (Yrs)
1. John Calipari	54 (2010-13)
2. John Calipari	42 (2014-17)
3. Rick Pitino	33 (1992-94)
4. Joe B. Hall	30 (1981-82)
5. Rick Pitino	27 (1995-97)

**Life on the Road Isn't So Bad Either**

As good as John Calipari's team's have been at home, they're nearly as good in hostile environments on the road. Dating back to the 2005-06 season, Calipari has recorded a 80-34 (.702) record on the road.

**Calipari Unrivaled in Conference**

John Calipari has won 14 league championships (including the 2010, 2012, 2015 and 2016 SEC championships) seven more than the next-closest coach in the SEC (Ben Howland has seven conference titles). With a 2016 SEC Tournament championship, Calipari now owns 13 conference tournament titles, eight more than his closest competitor (Howland).

He's tallied a 303-91 (.769) all-time record within conference play as a head coach and owns a 96-24 (.800) record since joining the SEC.

**30 is the new 20**

With a home win vs. Tennessee on Feb. 18, 2016, John Calipari notched his 22nd consecutive season of 20 or more on-court wins as a collegiate head coach. He leads all active coaches with that streak, ahead of Mike Krzyzewski of Duke (20), Bill Self (18) and Jim Boeheim (17).

More impressive, Calipari has nine seasons with 30 or more on-court wins. Only Mike Krzyzewski (13) and Roy Williams (10) have more.

Calipari is the first coach in NCAA Division I history to record five straight on-court 30-win seasons, notching 30 straight in consecutive seasons from 2005-06 to 2009-10.

**The Success Rate**

John Calipari has graduated 100 percent of the players (14 of 14) who have been eligible to receive their diploma by the end of their senior years and exhausted their athletic eligibility. Of that group, Patrick Patterson, Jarrod Polson and Alex Poysthress completed their degrees in three years.

In the NCAA's APR, which measures eligibility, retention and graduation, UK has posted a single-year Academic Progress Rate of 977 or higher in every season under Calipari, including a perfect 1,000 in the last three single-year reports. Kentucky's four-year composite score in the most recent report, which was released in June, was a 1,000, earning the team an NCAA academic award for the second year in a row for finishing in the top 10 percent of Division I men's basketball programs.

Under Calipari, the team (scholarship competing players) has also posted a 3.0 grade-point average or better in seven of the last 11 semesters.

**Dream Maker**

As someone who prides himself on helping young men reach their dreams, Coach Cal has helped 39 players get selected in the NBA Draft during his college coaching career, including 28 over his first seven seasons at Kentucky, which is more than double any other coach.

- Four No. 1 overall selections (Derrick Rose, John Wall, Anthony Davis and Karl-Anthony Towns) during the nine drafts

**CALIPARI AT NO. 1**

**Record as AP Top-Ranked Coach Since 2009-10**

Coach	Schools	Records
1. John Calipari	Kentucky	69-7
2. Bill Self	Kansas	37-6
3. Mike Krzyzewski	Duke	28-5
4. Jim Boeheim	Syracuse	15-4
5. Tom Crean	Indiana	14-3
6. Thad Matta	Ohio State	13-2
7. Sean Miller	Arizona	12-1
8. Billy Donovan	Florida	11-1
9. Tom Izzo	Michigan State	9-2
10. Roy Williams	North Carolina	8-2
Jay Wright	Villanova	8-1

**Record as AP Top-Ranked Coach Active**

Coach	Schools	Records
1. Mike Krzyzewski	Duke	193-29
2. John Calipari	UK, Memphis, UMass	110-12
3. Roy Williams	UNC, Kansas	95-18
4. Bill Self	Kansas	39-7
5. Bruce Weber	Illinois	30-2
6. Jim Boeheim	Syracuse	24-5
7. Thad Matta	Ohio State	22-3
8. Bob Huggins	Cincinnati	20-4
9. Tom Crean	Indiana	14-3
10. Sean Miller	Arizona	12-1

\*as of Dec. 17, 2016

**CALIPARI'S DRAFT PICKS**

Player (School)	Round	Year (Overall)
Eric Bledsoe (UK)	First	2010 (18)
Devin Booker (UK)	First	2015 (13)
Antonio Burks (MEM)	Second	2004 (36)
Marcus Camby (UMASS)	First	1996 (2)
Rodney Carney (MEM)	First	2006 (16)
DeMarcus Cousins (UK)	First	2010 (5)
Willie Cauley-Stein (UK)	First	2015 (6)
Anthony Davis (UK)	First	2012 (1)
Joey Dorsey (MEM)	Second	2008 (33)
C. Douglas-Roberts (MEM)	Second	2008 (40)
Robert Dozier (MEM)	Second	2009 (60)
Tyreke Evans (MEM)	First	2009 (4)
Archie Goodwin (UK)	First	2013 (29)
Josh Harrellson (UK)	Second	2011 (45)
Andrew Harrison (UK)	Second	2015 (44)
Dakari Johnson (UK)	Second	2015 (48)
Terrence Jones (UK)	First	2012 (18)
Enes Kanter (UK)	First	2011 (3)
Michael Kidd-Gilchrist	First	2012 (2)
Brandon Knight (UK)	First	2011 (8)
Skal Labissiere (UK)	First	2016 (28)
Doron Lamb (UK)	Second	2012 (42)
DeAndre Liggins (UK)	Second	2011 (53)
Trey Lyles (UK)	First	2015 (12)
Darius Miller (UK)	Second	2012 (46)
Jamal Murray (UK)	First	2016 (7)
Nerlens Noel (UK)	First	2013 (6)
Daniel Orton (UK)	First	2010 (29)
Patrick Patterson (UK)	First	2010 (14)
Julius Randle (UK)	First	2014 (7)
Lou Roe (UMass)	Second	1995 (30)
Derrick Rose (MEM)	First	2008 (1)
Marquis Teague (UK)	First	2012 (29)
Karl-Anthony Towns (UK)	First	2015 (1)
Tyler Ulis (UK)	Second	2016 (34)
Dajuan Wagner (MEM)	First	2002 (6)
John Wall (UK)	First	2010 (1)
Shawne Williams (MEM)	First	2006 (17)
James Young (UK)	First	2014 (17)

**TRACKING UK HEAD COACHES**

First 50 Games	First 100 Games	First 150 Games	First 200 Games	First 250 Games
Calipari 45-5	Rupp 89-11	Rupp 125-25	Rupp 163-37	Calipari 206-44
Smith 45-5	Calipari 87-13	Calipari 124-26	Calipari 163-37	Pitino 203-47
Rupp 43-7	Smith 80-20	Smith 116-34	Pitino 157-43	Rupp 199-51
Hall 32-18	Pitino 73-27	Pitino 114-36	Smith 154-46	Smith 197-53
Pitino 31-19	Hall 67-33	Hall 110-40	Hall 148-52	Hall 189-61





from 2008 to 2016. No other coach has more than two No. 1 picks

- In 2010, five of his UK players were selected in the first round for the first time in NBA history
- His six players in the 2012 and 2015 NBA drafts are the most in the two-round era
- Churned out 28 NBA Draft picks, 21 first-rounders, three No. 1 overall selections, six top-five picks and 14 lottery picks at Kentucky
- Of the 41 players who have finished their college careers at Kentucky under Calipari, 28 have been selected in the NBA Draft (68.3 percent)
- Of the 18 players at UK who have declared for the NBA Draft after their freshman seasons, all 18 have been first-round picks. He is 22 for 22 in that regard when including his players from Memphis
- Dating back to the 2008 draft, 33 players under Coach Cal have been taken in the NBA Draft, including 23 first-rounders
- Only coach to produce the top two picks in the same draft (2012 - Anthony Davis and Michael Kidd-Gilchrist)
- Produced a top-10 pick in nine straight drafts since 2008. No other school has had a first-rounder in each of the last nine drafts

**Developing Talent**

John Calipari hasn't just signed the best talent in the country while he's been at Kentucky; he's been the best at developing that talent and getting it ready for the next level.

Of the 24 top-25 players Kentucky has signed and have completed their college eligibility, 21 were drafted and 18 were selected in the first round. Those draft numbers don't include Isaiah Briscoe or any of the 2016 or 2017 classes, all of whom are still in school or will attend school.

But that's only half the story. Calipari's players don't just make it to the pros; they're better prepared than anyone else. The proof is in the numbers.

Over the course of his career, Calipari's more than 40 NBA pros have made approximately \$1.2 billion in NBA contracts alone, which doesn't include endorsement deals and overseas contracts. Of the players currently playing in the NBA, they've earned approximately \$1 billion in guaranteed contracts.

**Double-Digit Win Streaks**

Kentucky's 38-game winning streak in 2014-15 was historic, but it wasn't completely out of the norm for John Calipari. It was the 17th streak of Calipari's career where his teams have won 10 or more consecutive games during the season, the sixth where they have won 20 or more, the fifth where they have won 25 or more, the first where they have won 30 or more, and the first with 35 or more. Here's a list of all of them:

1. 38 Kentucky, 2014-15
2. 27 Memphis, 2008-09
3. 26 Memphis, 2007-08  
26 UMass, 1995-96
5. 25 Memphis, 2006-07
6. 24 Kentucky, 2011-12
7. 19 Kentucky, 2009-10
8. 16 UMass, 1994-95
9. 15 Memphis, 2005-06
10. 14 UMass, 1991-92
11. 12 Memphis, 2007-08  
12 Memphis, 2002-03  
12 UMass, 1992-93
14. 11 Memphis, 2003-04
15. 10 Memphis, 2001-02  
10 UMass, 1993-94  
10 Kentucky, 2010-11

**Calipari Knows Defense**

John Calipari's 2014-15 Kentucky Wildcat team was heralded as one of the best defensive teams ever. However, defense has always been a staple of Calipari-coached teams. Dating back to complete NCAA records beginning in 2001-02, Calipari's teams have been among national leaders in several critical defensive categories.

Year	FG % Def.	Rebound Margin	Scoring Margin	Blocks
2001-02 (UM)	13th (39.5)	11th (+6.6)	15th (+11.2)	54th (4.4)
2002-03 (UM)	28th (40.6)	44th (+4.1)	32nd (+8.0)	26th (5.1)
2003-04 (UM)	34th (40.5)	58th (+3.4)	48th (+7.1)	20th (5.0)
2004-05 (UM)	<b>4th (38.4)</b>	75th (+2.9)	62nd (+5.9)	13th (5.4)
2005-06 (UM)	<b>2nd (38.0)</b>	<b>9th (+6.7)</b>	<b>5th (+14.6)</b>	<b>8th (6.4)</b>
2006-07 (UM)	12th (39.0)	28th (+5.3)	<b>5th (+5.8)</b>	12th (5.9)
2007-08 (UM)	12th (39.1)	16th (+6.2)	<b>2nd (+18.0)</b>	<b>8th (6.1)</b>
2008-09 (UM)	<b>1st (37.1)</b>	19th (+6.1)	<b>2nd (+16.3)</b>	<b>7th (6.0)</b>
2009-10 (UK)	<b>3rd (37.8)</b>	<b>4th (+8.1)</b>	<b>6th (+14.3)</b>	<b>4th (7.2)</b>
2010-11 (UK)	15th (39.4)	60th (+3.6)	13th (+11.4)	<b>3rd (6.3)</b>
2011-12 (UK)	<b>1st (37.4)</b>	12th (+6.8)	<b>1st (+16.8)</b>	<b>1st (8.6)</b>
2012-13 (UK)	30th (39.2)	48th (+4.3)	48th (+8.2)	<b>3rd (6.6)</b>
2013-14 (UK)	59th (41.1)	<b>2nd (+9.4)</b>	43rd (+8.2)	13th (5.9)
2014-15 (UK)	<b>1st (35.4)</b>	15th (+6.8)	<b>1st (+20.1)</b>	<b>2nd (6.9)</b>
2015-16 (UK)	24th (39.7)	39th (+5.2)	17th (+11.4)	<b>6th (5.8)</b>
2016-17 (UK)*	61st (39.8)	38th (+6.5)	<b>4th (+23.5)</b>	<b>6th (7.1)</b>

\*rankings through Dec. 17, 2016

**RECRUITING TRAIL**

The Wildcats have signed more top-25 players over the past eight seasons than any other school under John Calipari's leadership. A quarter of all Rivals' top-10 prospects nationally over the past nine classes have signed with Coach Cal and the Cats.

PLAYER (YEAR)	ESPN	RIVALS	SCOUT	MCD	JB
Shai Gilgeous-Alexander ('17)	44	53	46		
Quade Green ('17)	22	23	25		
Nick Richards ('17)	12	19	17		
P.J. Washington ('17)	16	16	14		
Edrice Adebayo ('16)	5	7	11	Y	Y
Brad Calipari ('16)	NR	NR	NR		
De'Aaron Fox ('16)	6	6	6	Y	Y
Wenyen Gabriel ('16)	14	13	12		Y
Sacha Killeya-Jones ('16)	24	24	27	Y	
Malik Monk ('16)	9	9	13	Y	Y
Tai Wynyard ('16)	NR	NR	NR		
Isaiah Briscoe ('15)	13	9	15	Y	Y
Isaac Humphries ('15)	49*	35*	50		
Skal Labissiere ('15)	11	4	3		Y
Charles Matthews ('15)	47	57	62		Y
Jamal Murray ('15)	NA^	9	12		
Devin Booker ('14)	18	30	31	Y	Y
Trey Lyles ('14)	7	8	8	Y	Y
Karl-Anthony Towns ('14)	6	11	11	Y	Y
Tyler Ulis ('14)	33	33	29	Y	Y
Aaron Harrison ('13)	9	7	6	Y	Y
Andrew Harrison ('13)	5	5	5	Y	Y
Dominique Hawkins ('13)	NR	NR	NR		
Dakari Johnson ('13)	7	9	17	Y	Y
Marcus Lee ('13)	25	19	24	Y	Y
Julius Randle ('13)	3	2	2	Y	Y
James Young ('13)	8	11	11	Y	Y
Derek Willis ('13)	NR	115	NR		
Archie Goodwin ('12)	15	14	14	Y	Y
Willie Cauley-Stein ('12)	40	40	48		
Julius Mays ('12)	NA#	NA#	NA#		
Nerlens Noel ('12)	1	2	1		Y
Alex Poythress ('12)	13	8	7	Y	Y
Twany Beckham ('11)	NA#	NA#	NA#		
Anthony Davis ('11)	1	2	1	Y	Y
Ryan Harrow ('11)	NA#	NA#	NA#		
M. Kidd-Gilchrist ('11)	4	3	6	Y	Y
Marquis Teague ('11)	8	5	8	Y	Y
Kyle Wiltjer ('11)	19	22	24	Y	Y
Terrence Jones ('10)	9	13	8	Y	Y
Enes Kanter ('10)	25	3	3		
Brandon Knight ('10)	4	6	6	Y	Y
Doron Lamb ('10)	29	21	28	Y	Y
Jarrod Polson ('10)	NA@	NA@	NA@		
Stacey Poole, Jr. ('10)	51	33	67		
Eloy Vargas ('10)	NA	NA	NA		
Eric Bledsoe ('09)	NR	23	37		
DeMarcus Cousins ('09)	4	2	3	Y	Y
Darnell Dodson ('09)	NA#	NA#	NA#		
Jon Hood ('09)	92	40	46		
Daniel Orton ('09)	13	22	17		Y
John Wall ('09)	5	1	2		Y
<b>Top-10 Players</b>	<b>18</b>	<b>20</b>	<b>16</b>		
<b>Top-15 Players</b>	<b>23</b>	<b>25</b>	<b>25</b>		
<b>Top-25 Players</b>	<b>32</b>	<b>34</b>	<b>31</b>		
<b>Top-50 Players</b>	<b>38</b>	<b>40</b>	<b>39</b>		
<b>McDonald's All-Americans</b>				<b>25</b>	
<b>Jordan Brand Classic All-Americans</b>					<b>30</b>

\* - ranking according to the 2016 class  
 ^ - reclassified after final rankings were released  
 # - transfer  
 @ - joined team as walk-on





HONORS UNDER COACH CALIPARI

4

**SEC REGULAR-SEASON CHAMPIONSHIPS**  
(2010, 2012, 2015, 2016)

4

**FINAL FOURS**  
(2011, 2012, 2014, 2015)

4

**SEC TOURNAMENT CHAMPIONSHIPS**  
(2010, 2011, 2015, 2016)

2

**National Players of the Year**  
**John Wall (2010);**  
**Anthony Davis (2012)**

4

**No. 1 Draft Picks**  
**Derrick Rose (2008); John Wall**  
**(2010); Anthony Davis (2012);**  
**Karl-Anthony Towns (2015)**

2

**National Freshman Players of the Year**  
**John Wall (2010); Anthony Davis**  
**(2012)**

Collegiate Awards

Former Cal Players in the NBA

All-America Honors

D. Cousins (2010)	AP (1), NABC (2), USBWA (2), SN (2)
John Wall (2010)	AP (1), NABC (2), USBWA (2), SN (2)
Anthony Davis (2012)	AP (1), NABC (2), USBWA (2), SN (2)
M. Kidd-Gilchrist (2012)	AP (3), USBWA (2), NABC (3), SN (2)
Julius Randle (2014)	NABC (3)
W. Cauley-Stein (2015)	NABC (1), USBWA (1), SN (1)
K. Towns (2015)	SN (3)
Tyler Ulis (2016)	AP (1), SN (1), USBWA (2), NABC (2)

SEC Player of the Year

John Wall	2010 (Coaches/AP)
Anthony Davis	2012 (Coaches/AP)
Tyler Ulis	2016 (Coaches/AP)

SEC Defensive Player of the Year

Anthony Davis	2012 (Coaches)
Nerlens Noel	2013 (Coaches)
Willie Cauley-Stein	2015 (Coaches)
Tyler Ulis	2016 (Coaches)

SEC Freshman of the Year

DeMarcus Cousins	2010 (Coaches)
John Wall	2010 (AP)
Terrence Jones	2011 (Coaches/AP)
Anthony Davis	2012 (Coaches/AP)
Nerlens Noel	2013 (Coaches/AP)
Julius Randle	2014 (Coaches/AP)
Karl-Anthony Towns	2015 (Coaches/AP)

SEC Sixth Man of the Year

Darius Miller	2012 (Coaches)
Kyle Wiltjer	2013 (Coaches)
Devin Booker	2015 (Coaches)

CoSIDA Academic All-America

Alex Poythress (2nd)	2016
----------------------	------

All-SEC

D. Cousins (2010)	1st (Coaches/AP)
P. Patterson (2010)	1st (Coaches)/2nd (AP)
John Wall (2010)	1st (Coaches/AP)
Terrence Jones (2011)	1st (Coaches/AP)
Brandon Knight (2011)	1st (Coaches)/2nd (AP)
Anthony Davis (2012)	1st (Coaches/AP)
M. Kidd-Gilchrist (2012)	1st (Coaches/AP)
Terrence Jones (2012)	2nd (Coaches/AP)
Doron Lamb (2012)	2nd (Coaches)
Nerlens Noel (2013)	1st (Coaches/AP)
Julius Randle (2014)	1st (Coaches/AP)
James Young (2014)	2nd (Coaches)
Devin Booker (2015)	2nd (Coaches)
W. Cauley-Stein (2015)	1st (Coaches/AP)
Aaron Harrison (2015)	2nd (Coaches/AP)
K. Towns (2015)	1st (Coaches/AP)
Tyler Ulis (2016)	1st (Coaches/AP)
Jamal Murray (2016)	1st (Coaches/AP)

All-SEC Defensive Team

Patrick Patterson	2010
DeAndre Liggins	2011
Anthony Davis	2012
Michael Kidd-Gilchrist	2012
Nerlens Noel	2013
Willie Cauley-Stein	2013
Willie Cauley-Stein	2015
Tyler Ulis	2016

Coaches' All-SEC Freshman Team

Eric Bledsoe	2010
DeMarcus Cousins	2010
John Wall	2010
Brandon Knight	2011
Terrence Jones	2011
Doron Lamb	2011
Anthony Davis	2012
Michael Kidd-Gilchrist	2012
Willie Cauley-Stein	2013
Archie Goodwin	2013
Nerlens Noel	2013
Alex Poythress	2013
Julius Randle	2014
James Young	2014
Devin Booker	2015
Trey Lyles	2015
Karl-Anthony Towns	2015
Tyler Ulis	2015
Jamal Murray	2016

NCAA Final Four Team

Anthony Davis (MVP)	2012
Michael Kidd-Gilchrist	2012
Doron Lamb	2012
Julius Randle	2014
James Young	2014

NCAA Regional Tournament

DeMarcus Cousins	2010
John Wall	2010
Josh Harrellson	2011
Brandon Knight (MVP)	2011
DeAndre Liggins	2011
M. Kidd-Gilchrist (MVP)	2012
Anthony Davis	2012
Doron Lamb	2012
Aaron Harrison	2014
Marcus Lee	2014
Julius Randle (MVP)	2014
Willie Cauley-Stein	2015
Andrew Harrison	2015
K. Towns (MVP)	2015

SEC All-Tournament Team

John Wall	2010
Eric Bledsoe	2010
DeMarcus Cousins	2010
Darius Miller	2011
Brandon Knight	2011
Josh Harrellson	2011
Anthony Davis	2012
Terrence Jones	2012
Aaron Harrison	2014
Julius Randle	2014
Willie Cauley-Stein	2015
Aaron Harrison	2015
Andrew Harrison	2015
Jamal Murray	2016
Tyler Ulis	2016

SEC Tournament MVP

John Wall	2010
Darius Miller	2011
Willie Cauley-Stein	2015
Tyler Ulis	2016

NBA Player of the Year

Derrick Rose	2011
--------------	------

NBA Rookie of the Year

Karl-Anthony Towns	2016
Tyreke Evans	2010
Derrick Rose	2009

NBA Defensive Player of the Year

Marcus Camby	2007
--------------	------

NBA Cares Community Assist Award

John Wall	2016
-----------	------

All-NBA Team

DeMarcus Cousins (2nd)	2016
Anthony Davis (1st)	2015
DeMarcus Cousins (2nd)	2015
Derrick Rose (1st)	2012
Derrick Rose (1st)	2011

All-NBA Rookie Team

Karl-Anthony Towns (1st)	2016
Devin Booker (1st)	2016
Willie Cauley-Stein (2nd)	2016
Nerlens Noel (1st)	2015
Anthony Davis (1st)	2013
Michael Kidd-Gilchrist (2nd)	2013
Brandon Knight (1st)	2012
DeMarcus Cousins (1st)	2011
John Wall (1st)	2011
Eric Bledsoe (2nd)	2011
Tyreke Evans (1st)	2010
Derrick Rose (1st)	2010
Marcus Camby (1st)	1997

All-NBA Defensive Team

Anthony Davis (2nd)	2015
John Wall (2nd)	2015
Marcus Camby (1st)	2008
Marcus Camby (1st)	2007
Marcus Camby (2nd)	2006
Marcus Camby (2nd)	2005

NBA All-Star Team

DeMarcus Cousins	2016
Anthony Davis	2016
John Wall	2016
DeMarcus Cousins	2015
Anthony Davis	2015
John Wall	2015
Anthony Davis	2014
John Wall	2014
Derrick Rose	2012
Derrick Rose	2011
Derrick Rose	2010







A "players-first" coach with a penchant for helping people reach their dreams, John Calipari, a Naismith Memorial Basketball Hall of Famer, has guided six teams to the Final Four, led one to a national championship and helped 39 players get selected in the NBA Draft during his 24-year college coaching career.

Calipari guided Kentucky to its eighth national championship and his first national title in 2012. In becoming only the second coach in NCAA history to lead three different schools to the Final Four, he has racked up more than 600 victories, 17 NCAA Tournament appearances, six Final Fours and numerous national coach of the year honors.

In 2015, Coach Cal led college basketball's first ever 38-0 team, and became one of just three coaches to make four Final Fours in a five-year span. At the end of the season, Calipari became the 96th coach to join the Naismith Memorial Basketball Hall of Fame.

While building a program out of obscurity at Massachusetts, laying the foundation at Memphis and restoring luster at the sport's greatest program at Kentucky, he has totaled the second-most wins in NCAA history in the first 20 years of a college coaching career.

Quite honestly, though, Calipari's on-court success overshadows a much more significant picture.

In his goal to lead a players-first program, he has helped 39 players realize their dreams and guide them to NBA Draft selections, including a record five first-round draft picks in 2010. Two years later, six Wildcats heard their names called at the 2012 draft, the most in the two-round draft era. UK, with Calipari's help, would tie those six picks again in 2015, including a record-tying four lottery selections. His four No. 1 overall picks are twice as many as any other coach, and he's had 28 players drafted during his seven years at Kentucky, including 21 first-round picks.

Calipari's players have entered the league NBA-ready. He's coached an MVP, three All-NBA players, three Rookie of the Year winners, and 10 players from Calipari's first six teams at Kentucky have made the NBA All-Rookie teams.

Much like he did at UMass, where his players graduated at nearly 80 percent, Calipari has stressed academics. Fifteen of his last 18 seniors at Memphis earned their bachelor's degrees, and all 14 players at UK who were eligible to graduate by the end of their senior years walked away with a diploma in hand, including three players who earned their degree in just three years. In seven of the last 11 semesters, Calipari's teams have posted a combined team grade-point average of 3.0 or better.

His foundation, The Calipari Foundation, has raised millions of dollars to help the lives of those in need in the Commonwealth and across the country. In 2010, he used a telethon to raise more than \$1 million for victims of the devastating earthquake in Haiti, and he organized another one in 2012 for victims of Superstorm Sandy. A year after helping raise \$350,000 for charity during the inaugural UK alumni weekend, Calipari was the driving force behind the more than \$1 million that was donated to local and national organizations during the second annual alumni weekend, and then \$1.5 million in 2015.

With Rupp Arena under construction in 2016, Calipari held a celebrity softball game during the annual UK alumni weekend. That game, with the fantasy experience, raised approximately \$1.5 million for charity with matching funds, including more than \$450,000 that went to Louisiana flood relief efforts.

Author of the New York Times Best Seller "Players First: Coaching from the Inside Out" and "Bounce Back: Overcoming Setbacks to Succeed in Business and in Life," Calipari is a master of communication and maximizing talent. He lives by the motto that "it's never a matter of how far you have fallen, but instead it's about how high you bounce back."



## BIOGRAPHICAL INFORMATION

**Date of Birth:** Feb. 10, 1959 | **Wife:** Ellen  
**Children:** Erin Sue, Megan Rae, Bradley Vincent

### Education

Clarion State (1982)

### Head Coaching Experience

University of Massachusetts (1989-96)

New Jersey Nets (NBA) (1997-99)

University of Memphis (2001-09)

**University of Kentucky (2010-present)**

## COACHING AWARDS

- 2015 Naismith Memorial Basketball Hall of Fame Inductee
- 2015 AP National Coach of the Year
- 2015 Naismith National Coach of the Year
- 2015 NABC National Coach of the Year
- 2015 The Sporting News National Coach of the Year
- 2015 Adolph Rupp National Coach of the Year
- 2015 SEC Coach of the Year (AP/Coaches)
- 2015 USBWA District IV Coach of the Year
- 2012 Nell & John Wooden Coach of the Year Leadership Award
- 2012 Naismith National Coach of the Year Finalist
- 2012 SEC Coach of the Year (AP/Coaches)
- 2010 Adolph Rupp National Coach of the Year
- 2010 Naismith National Coach of the Year Finalist
- 2010 SEC Coach of the Year (AP)
- 2010 *Sporting News* SEC Coach of the Year
- 2010 Yahoo! Sports SEC Coach of the Year
- 2010 USBWA District IV Coach of the Year
- 2009 NABC National Co-Coach of the Year
- 2009 *Sports Illustrated* National Coach of the Year
- 2009 Phelan National Coach of the Year
- 2009 Iba National Coach of the Year Finalist
- 2009 C-USA Coach of the Year
- 2008 Naismith National Coach of the Year
- 2008 C-USA Coach of the Year
- 2008 Iba National Coach of the Year Finalist
- 2008 Phelan National Coach of the Year Finalist
- 2007 Phelan National Coach of the Year Finalist
- 2007 USBWA District IV Coach of the Year
- 2007 *Basketball Times* South Region Coach of the Year
- 2006 C-USA Coach of the Year
- 2004 NABC District 7 Coach of the Year
- 1996 Naismith National Coach of the Year
- 1996 NABC National Coach of the Year
- 1996 *The Sporting News* National Coach of the Year
- 1996 Atlantic 10 Coach of the Year
- 1995 Naismith National Coach of the Year Finalist
- 1994 Naismith National Coach of the Year Finalist
- 1994 Atlantic 10 Coach of the Year
- 1993 USBWA District I Coach of the Year
- 1993 Atlantic 10 Coach of the Year
- 1992 Eastern Basketball Coach of the Year



### CAL IN CONFERENCE

SEC COACHES	CONFERENCE CHAMPIONSHIPS	Tournament Championships	Conference Coach of the Year
Avery Johnson, Alabama	0	0	0
Mike Anderson, Arkansas	1	1	1
Bruce Pearl, Auburn	7	2	7
Michael White, Florida	3	0	2
Mark Fox, Georgia	4	0	3
<b>John Calipari, Kentucky</b>	<b>14</b>	<b>13</b>	<b>9</b>
Johnny Jones, LSU	1	2	0
Kim Anderson, Missouri	6	4	2
Andy Kennedy, Ole Miss	0	1	2
Ben Howland, Mississippi State	7	5	3
Frank Martin, South Carolina	0	0	1
Rick Barnes, Tennessee	3	1	5
Billy Kennedy, Texas A&M	5	2	4
Bryce Drew, Vanderbilt	4	2	3
<b>TOTALS</b>	<b>55</b>	<b>33</b>	<b>42</b>

## NCAA DIVISION I ACTIVE WINNINGEST COACHES

(On-Court By Percentage - Min. 10 yrs. at Division I level)

NO.	COACH/TEAM	YRS.	PCT.
1.	Mark Few/Gonzaga	17	.808
2.	Roy Williams/UNC	28	.789
3.	<b>John Calipari/Kentucky</b>	<b>24</b>	<b>.780</b>
4.	Mike Krzyzewski/Duke	41	.765
5.	Bill Self/Kansas	23	.759

\*numbers going into the 2016-17 season

## SINCE 2005-06 ...

Since the 2005-06 season, John Calipari's on-court record ranks him as the winningest coach. Totals through Dec. 17, 2016.

COACH	RECORD
1. <b>John Calipari</b>	<b>364-62</b>
2. Bill Self	348-68
3. Mike Krzyzewski	332-76
4. Roy Williams	323-95
5. Mark Few	317-74

## MISCELLANEOUS ON-COURT RECORDS

Overall On-Court Record:.....672-188 (.781)  
 March/April Record:.....145-41 (.780)  
 NCAA Record:.....48-16 (.750)  
 Record in Conference Games:.....303-91 (.769)  
 Record in Conference Tournament:.....50-12 (.806)

- Calipari owns the most single-season wins with 38, tying his own record (Memphis in '08 and UK in '12) in 2016 with 38 wins
- Calipari is one of two coaches (Roy Williams) in NCAA Division I history to have 400 or more wins in the first 16 years as a head coach. Calipari had 416 wins in his first 16 years
- Calipari is the winningest coach in NCAA Division I history for a five-year span with 173 victories (2008-12)
- Calipari is the first coach in NCAA Division I history to record five straight on-court 30-win seasons. Memphis hit the 30-win plateau from 2006-09
- Calipari is one of only two coaches (Rick Pitino) to lead three different schools to a Final Four
- Calipari is one of only three coaches (John Wooden, Mike Krzyzewski) to go to four Final Fours in five seasons
- Calipari started with a 54-0 record in Rupp Arena as head coach of the Wildcats
- Calipari has 28 players that have been chosen in the NBA Draft (21 first-round picks) over the last seven seasons
- Calipari has more wins (327) in a 10-year period (2006-15) than any other coach in college basketball history
- Calipari is the second-fastest Division I men's basketball coach to reach 200 victories at a single school, behind only LIU-Brooklyn's Claire Bee

## CALIPARI VS. ALL OPPONENTS

Alabama.....	11-3	Furman.....	1-0	Mississippi Valley St.....	1-0	S. Louisiana.....	3-0
Albany.....	1-0	George Mason.....	1-0	Missouri.....	6-2	Southern Cal.....	2-0
Arizona.....	1-1	George Washington.....	8-9	Montana State.....	1-0	Southern Miss.....	15-4
Arizona State.....	2-1	Georgetown.....	2-1	Morehead State.....	2-0	Southwest Texas St.....	1-0
Arkansas.....	8-6	Georgia.....	11-2	Murray State.....	1-0	St. Bonaventure.....	17-1
Arkansas-Little Rock.....	3-0	Georgia Tech.....	1-1	Nevada.....	1-0	St. John's.....	1-0
Arkansas-Pine Bluff.....	1-0	Gonzaga.....	4-0	New Hampshire.....	5-0	St. Joseph's.....	15-5
Arkansas State.....	4-0	Grand Canyon.....	1-0	New Mexico.....	1-0	St. Mary's.....	1-0
Auburn.....	8-1	Hampton.....	1-0	New Orleans.....	1-0	St. Peter's.....	1-0
Austin Peay.....	6-1	Hartford.....	2-0	New Hampshire.....	1-0	Stanford.....	3-2
Baylor.....	1-2	Harvard.....	1-0	North Carolina.....	6-2	Stephen F. Austin.....	1-0
Belmont.....	2-0	Hofstra.....	1-0	North Carolina State.....	1-0	Stony Brook.....	1-0
Boise State.....	1-0	Holy Cross.....	4-1	North Texas.....	1-0	Syracuse.....	3-2
Boston.....	7-1	Houston.....	16-3	Northeastern.....	3-1	TCU.....	7-1
Boston College.....	2-0	Howard.....	1-0	Northern Kentucky.....	1-0	Temple.....	13-11
Bradley.....	1-0	Illinois.....	1-1	Northwestern State.....	1-0	Tennessee.....	13-6
Bucknell.....	1-0	Illinois State.....	1-0	Notre Dame.....	2-1	Tennessee Tech.....	1-0
Buffalo.....	2-0	Indiana.....	3-2	Oakland.....	1-0	Texas.....	5-2
BYU.....	1-0	Iowa.....	0-1	Ohio State.....	1-2	Texas A&M.....	2-2
Cal State Northridge.....	1-0	Iowa State.....	2-0	Oklahoma.....	5-1	Towson State.....	1-0
Canisius.....	1-0	Jackson State.....	2-0	Oklahoma State.....	0-2	Tulane.....	16-0
Central Conn. St.....	2-0	Kansas.....	3-4	Old Dominion.....	2-0	Tulsa.....	11-1
Charlotte.....	2-3	Kansas State.....	2-0	Ole Miss.....	12-4	UAB.....	14-3
Chattanooga.....	2-0	Keene State.....	1-0	Oral Roberts.....	1-0	UCF.....	5-0
Christian Brothers.....	2-0	Kentucky.....	2-4	Oregon State.....	1-0	UCLA.....	3-3
Cincinnati.....	6-7	La Salle.....	3-0	Pennsylvania.....	3-0	UNC Asheville.....	2-0
Cleveland State.....	4-0	Lafayette (Pa.).....	1-0	Penn State.....	4-4	UNC Greensboro.....	1-0
Coastal Carolina.....	1-0	Lamar.....	4-0	Pepperdine.....	1-0	UNC Wilmington.....	1-0
Colorado.....	1-1	LIU-Brooklyn.....	1-0	Pittsburgh.....	2-1	USF.....	10-1
Colorado State.....	0-1	Lipscomb.....	1-0	Portland.....	3-0	Utah.....	1-1
Columbia.....	1-0	Long Beach State.....	1-0	Princeton.....	2-0	UTEP.....	5-0
Connecticut.....	2-5	Louisiana Tech.....	1-1	Providence.....	3-1	UT Arlington.....	3-0
Coppin State.....	1-0	Louisville.....	14-6	Purdue.....	2-1	UT Martin.....	5-0
Cornell.....	1-0	Loyola.....	1-0	Radford.....	1-0	Valparaiso.....	1-0
Dartmouth.....	1-0	Lowell.....	2-1	Rhode Island.....	16-2	Vanderbilt.....	11-4
Dayton.....	1-0	LSU.....	9-2	Rice.....	4-0	Vermont.....	2-0
DePaul.....	4-2	Manhattan.....	2-0	Richmond.....	1-0	Wake Forest.....	2-1
Detroit.....	1-0	Marist.....	2-0	Rider.....	1-0	Washington.....	1-0
Drexel.....	2-0	Marquette.....	3-1	Robert Morris.....	1-1	West Virginia.....	12-7
Duke.....	1-2	Marshall.....	6-0	Rutgers.....	11-4	Western Kentucky.....	2-0
Duquesne.....	12-4	Maryland.....	5-3	Saint Louis.....	4-3	Wichita State.....	1-0
East Carolina.....	7-0	Massachusetts.....	1-0	Sam Houston State.....	1-0	Winthrop.....	2-0
East Tennessee State.....	3-0	Memphis.....	1-0	Samford.....	3-0	Wisconsin.....	1-1
Eastern Kentucky.....	3-0	Miami (Fla.).....	0-1	Santa Clara.....	1-0	Wofford.....	1-0
Eastern Michigan.....	2-0	Miami (Ohio).....	2-0	Savannah State.....	1-0	Wright State.....	1-0
Fairfield.....	1-0	Michigan.....	1-0	SMU.....	7-0	Xavier.....	2-2
Florida.....	14-5	Michigan State.....	2-1	South Carolina.....	12-2	Yale.....	1-0
Florida State.....	1-1	Middle Tennessee.....	3-0	South Connecticut.....	1-0		
Florida Tech.....	0-1	Milwaukee.....	1-0				
Fordham.....	5-0	Mississippi State.....	10-0				









CALIPARI ERA TEAM SINGLE GAME RECORDS

**MOST POINTS**

Pts.(Score)	Opp.	Date
115 (115-69)	vs. Arizona State	11-28-16
111 (111-76)	UT MARTIN	11-25-16
110 (110-75)	AUBURN	2-21-15
108 (108-58)	MARIST	11-11-11
105 (105-76)	UT ARLINGTON	11-19-13
104 (104-75)	LIU BROOKLYN	11-23-12
104 (104-61)	HARTFORD	12-29-09
103 (103-100)	vs. North Carolina	12-17-16
102 (102-90)	vs. Indiana	3-23-12
102 (102-92)	SAM HOUSTON ST.	11-19-09
101 (101-70)	CLEVELAND STATE	11-23-16
101 (101-49)	LAFAYETTE	11-16-12
101 (101-70)	ARKANSAS	1-23-10

**MOST POINTS IN A LOSS**

Pts.(Score)	Opp.	Date
92 (97-92)	UCLA	12-3-16
85 (85-87)	at Arkansas	1-14-14
84 (90-84)	at Kansas	1-30-16
82 (82-87)	at LSU	1-28-14
77 (79-77)	at Texas A&M	2-20-16
77 (87-77)	at UCLA	12-3-15
77 (77-82)	at North Carolina	12-14-13
77 (77-80)	at Louisville	12-19-12
76 (76-77)	at Arkansas	2-23-11
74 (74-78)	vs. Michigan State	11-12-13

**MOST POINTS IN A WIN OVER AP RANKED TEAM**

Pts.(Score)	Opp.	Date
103 (103-100)	vs. North Carolina	12-17-16
102 (102-90)	vs. Indiana	3-23-12
87 (87-74)	at Ole Miss	1-29-13
85 (85-75)	OLE MISS	2-2-10
85 (85-72)	VANDERBILT	1-30-10
84 (84-67)	ARKANSAS	2-28-15
84 (84-70)	NORTH CAROLINA	12-13-14
82 (82-77)	vs. Texas A&M	3-13-16
82 (82-70)	vs. Baylor	3-25-12
78 (78-39)	vs. West Virginia	3-26-15
78 (78-63)	vs. Arkansas	3-15-15
78 (78-76)	vs. Wichita State	3-23-14
78 (78-58)	FLORIDA	2-7-12
78 (78-63)	at Louisville	12-31-10

**MOST PTS. AT NEUTRAL SITE**

Pts.(Score)	Opp.	Date
115 (115-69)	vs. Arizona State	11-28-16
103 (103-100)	vs. North Carolina	12-17-16
102 (102-90)	vs. Indiana	3-23-12
100 (100-71)	vs. East Tennessee St.	3-18-10
96 (96-73)	vs. Hofstra	12-11-16
94 (94-57)	vs. UNC Asheville	11-30-09
93 (93-80)	vs. Georgia	3-12-16
91 (91-67)	vs. Auburn	3-14-15
90 (90-60)	vs. Wake Forest	3-20-10
87 (87-71)	vs. Iowa State	3-17-12

**MOST PTS. IN NCAA TOURNEY**

Pts.(Score)	Opp.	Date
102 (102-90)	vs. Indiana	3-23-12
100 (100-71)	vs. East Tennessee St.	3-18-10
90 (90-60)	vs. Wake Forest	3-20-10
87 (87-71)	vs. Iowa State	3-17-12
85 (85-57)	vs. Stony Brook	3-17-16
82 (82-70)	vs. Baylor	3-25-12
81 (81-66)	vs. Western Kentucky	3-15-12
79 (79-56)	vs. Hampton	3-19-15
78 (78-39)	vs. West Virginia	3-26-15
78 (78-76)	vs. Wichita St.	3-23-14

**MOST PTS. IN SEC TOURNEY**

Pts.(Score)	Opp.	Date
93 (93-80)	vs. Georgia	3-12-16
91 (91-67)	vs. Auburn	3-14-15
85 (85-59)	vs. Alabama	3-11-16
85 (85-67)	vs. LSU	3-14-14
82 (82-77)	vs. Texas A&M	3-13-16
78 (78-63)	vs. Arkansas	3-15-15
75 (75-66)	vs. Ole Miss	3-11-11
75 (75-74)	vs. Miss. State	3-14-10
74 (74-71)	vs. Florida	3-10-12
74 (74-45)	vs. Tennessee	3-13-10

**MOST PTS. IN RUPP ARENA WIN**

Pts.(Score)	Opp.	Date
111 (111-76)	UT MARTIN	11-25-16
110 (110-75)	AUBURN	2-21-15
108 (108-58)	MARIST	11-11-11
105 (105-76)	UT ARLINGTON	11-19-13
104 (104-75)	LIU BROOKLYN	11-23-12
104 (104-61)	HARTFORD	12-29-09
102 (102-92)	SAM HOUSTON ST.	11-19-09
101 (101-70)	CLEVELAND STATE	11-23-16
101 (101-49)	LAFAYETTE	11-16-12
101 (101-70)	ARKANSAS	1-23-10

**MOST PTS. IN ROAD GAME WIN**

Pts.(Score)	Opp.	Date
90 (90-73)	at Indiana	12-12-09
89 (89-62)	at South Carolina	2-13-16
89 (89-77)	at Florida	1-12-10
88 (88-79)	at Florida	3-1-16
87 (87-74)	at Ole Miss	1-29-13
86 (86-52)	at South Carolina	2-4-12
84 (84-70)	at Ole Miss	2-18-14
84 (84-79)	at Missouri	2-1-14
81 (81-75)	at Mississippi State	2-16-10
81 (81-55)	at LSU	2-6-10

**MOST POINTS IN A HALF**

Pts.	Opp.	Date
63 <sup>2</sup>	UT ARLINGTON	11-19-13
63 <sup>2</sup>	MARIST	11-11-11
58 <sup>1</sup>	vs. Arizona State	11-28-16
58 <sup>2</sup>	UT MARTIN	11-25-16
58 <sup>2</sup>	AUBURN	2-21-15
57 <sup>2</sup>	vs. Arizona State	11-28-16
57 <sup>1</sup>	ARKANSAS	1-23-10
57 <sup>1</sup>	HARTFORD	12-29-09
56 <sup>1</sup>	vs. North Carolina	12-17-16
56 <sup>1</sup>	CLEVELAND STATE	11-23-16
56 <sup>1</sup>	DREXEL	12-21-09

<sup>1</sup> - First Half; <sup>2</sup> - Second Half

**FEWEST POINTS**

Pts.(Score)	Opp.	Date
48 (48-64)	vs. Vanderbilt	3-15-13
50 (50-64)	at Notre Dame	11-29-12
52 (52-69)	at Florida	2-12-13
54 (54-60)	vs. UConn	4-7-14
55 (55-48)	ALABAMA	3-4-14
55 (55-59)	at Alabama	1-22-13
55 (55-64)	BAYLOR	12-1-12
55 (55-56)	vs. UConn	4-2-11
56 (56-49)	vs. Kansas State	3-21-14
56 (56-46)	COLUMBIA	12-10-14

**FEWEST POINTS IN A WIN**

Pts.(Score)	Opp.	Date
55 (55-48)	ALABAMA	3-4-14
56 (56-49)	vs. Kansas State	3-21-14
56 (56-46)	COLUMBIA	12-10-14
57 (57-44)	at Georgia	1-24-12
58 (58-50)	at Louisville	12-27-14
58 (58-38)	PROVIDENCE	11-30-14
58 (58-43)	at South Carolina	1-24-14
58 (58-56)	at Vanderbilt	2-20-10
59 (59-57)	vs. Princeton	3-1-11
60 (60-58)	at Vanderbilt	1-10-13
60 (60-51)	vs. LSU	3-9-12

**FEWEST PTS. AT NEUTRAL SITE**

Pts.(Score)	Opp.	Date
48 (48-64)	vs. Vanderbilt	3-15-13
54 (54-60)	vs. UConn	4-7-14
55 (55-56)	vs. UConn	4-2-11
56 (56-49)	vs. Kansas State	3-21-14
59 (59-57)	vs. Princeton	3-17-11
60 (60-61)	vs. Florida	3-16-14
60 (60-51)	vs. LSU	3-9-12
62 (62-67)	vs. Baylor	12-6-13
62 (62-60)	vs. Ohio State	3-25-11
62 (62-45)	vs. Cornell	3-25-10
62 (62-52)	vs. Old Dominion	11-20-11

**FEWEST POINTS IN NCAA TOURNEY**

Pts.(Score)	Opp.	Date
54 (54-60)	vs. UConn	4-7-14
55 (55-56)	vs. UConn	4-2-11
56 (56-49)	vs. Kansas State	3-21-14
59 (59-57)	vs. Princeton	3-17-11
62 (62-60)	vs. Ohio State	3-25-11
62 (62-45)	vs. Cornell	3-25-10
64 (64-71)	vs. Wisconsin	4-4-15
64 (64-51)	vs. Cincinnati	3-21-15
66 (66-73)	vs. West Virginia	3-27-10
67 (67-73)	vs. Indiana	3-19-16
67 (67-59)	vs. Kansas	4-2-12

**FEWEST PTS. IN SEC TOURNEY**

Pts.(Score)	Opp.	Date
48 (48-64)	vs. Vanderbilt	3-15-13
60 (60-61)	vs. Florida	3-16-14
60 (60-51)	vs. LSU	3-9-12
64 (64-49)	vs. Florida	3-13-15
64 (64-71)	vs. Vanderbilt	3-11-12
70 (70-58)	vs. Georgia	3-15-14
70 (70-54)	vs. Florida	3-13-11
72 (72-58)	vs. Alabama	3-12-11
74 (74-71)	vs. Florida	3-10-12
74 (74-45)	vs. Tennessee	3-13-10

**FEWEST PTS. IN RUPP ARENA**

Pts.(Score)	Opp.	Date
55 (55-64)	BAYLOR	12-1-12
56 (56-46)	COLUMBIA	12-10-14
58 (58-38)	PROVIDENCE	11-30-14
61 (61-57)	FLORIDA	3-9-13

**FEWEST PTS. IN ROAD GAME**

Pts.(Score)	Opp.	Date
50 (50-64)	at Notre Dame	11-29-12
52 (52-69)	at Florida	2-12-13
55 (55-48)	at Alabama	3-4-14
55 (55-59)	at Alabama	1-22-13
57 (57-59)	at Robert Morris	3-19-13
57 (57-44)	at Georgia	1-24-12
58 (58-50)	at Louisville	12-27-14
58 (58-43)	at South Carolina	1-24-14
58 (58-88)	at Tennessee	2-16-13
58 (58-56)	at Vanderbilt	2-20-10

**FEWEST POINTS IN A HALF**

Pts.	Opp.	Date
19 <sup>2</sup>	at Georgia	1-24-12
21 <sup>1</sup>	vs. UConn	4-2-11
22 <sup>1</sup>	at Louisville	12-27-14
22 <sup>2</sup>	at Alabama	1-22-13
22 <sup>1</sup>	at Tennessee	3-6-11
23 <sup>1</sup>	COLUMBIA	12-10-14
23 <sup>2</sup>	vs. UConn	4-7-14
23 <sup>1</sup>	vs. Vanderbilt	3-15-13
23 <sup>2</sup>	vs. Maryland	11-9-12
23 <sup>1</sup>	vs. UConn	12-9-09

<sup>1</sup> - First Half; <sup>2</sup> - Second Half

**MOST FIELD GOALS**

Fgs.	Opp.	Date
46	MARIST	11-11-11
44	vs. Arizona State	11-28-16
44	AUBURN	2-21-15
42	LIU-BROOKLYN	11-23-12
41	UT MARTIN	11-25-16
41	HARTFORD	12-29-09
40	vs. North Carolina	12-17-16
40	LAFAYETTE	11-16-12
38	CLEVELAND STATE	11-23-16
38	LSU	3-5-16
38	vs. Wake Forest	3-20-10

**FEWEST FIELD GOALS**

Fgs.	Opp.	Date
14	at South Carolina	3-1-14
16	ALABAMA	3-4-14
17	LOUISVILLE	12-31-11
17	at Auburn	2-12-14
18	vs. LSU	3-9-12
18	vs. Vanderbilt	3-15-13
18	vs. Florida	3-16-14
18	vs. UConn	4-7-14
18	at Texas A&M	1-10-15
18	at South Carolina	1-24-15

**MOST FIELD-GOAL ATTEMPTS**

Fgs.	Opp.	Date
84	vs. Arizona State	11-28-16
80	UCLA	12-3-16
77	ARKANSAS	1-23-10
76	ARKANSAS	2-27-14
75	MARIST	11-11-11
74	vs. North Carolina	12-17-16
73	UT MARTIN	11-25-16
73	CLEVELAND STATE	11-23-16
73	at LSU	1-28-14

**FEWEST FIELD-GOAL ATTEMPTS**

Fgs.	Opp.	Date
39	at South Carolina	1-24-15
40	at Robert Morris	3-19-13
41	ALABAMA	1-31-15
41	TENNESSEE	1-31-12
42	FLORIDA	2-15-14
42	vs. Providence	12-1-13
42	vs. LSU	3-9-12
42	vs. Cleveland State	11-24-09
43	at Arkansas	3-2-13
43	at Auburn	1-16-10

**MOST FREE THROWS**

Fts.	Opp.	Date
35	vs. Indiana	3-23-12
33	at South Carolina	3-1-14
32	LOUISVILLE	12-31-11
31	MOREHEAD STATE	11-21-12
31	INDIANA	12-11-10
30	vs. Auburn	3-14-15
30	UNC ASHEVILLE	11-8-13
30	vs. Baylor	3-25-12
29	ILLINOIS STATE	11-30-15
29	at North Carolina	12-14-13

**FEWEST FREE THROWS**

Fts.	Opp.	Date
4	vs. UConn	4-2-11
4	VANDERBILT	1-23-16
6	vs. Michigan	3-30-14
6	at Florida	2-12-13
6	at Alabama	1-22-13
6	vs. Princeton	3-17-11
7	at LSU	2-10-15
7	vs. UCLA	12-20-14
7	at Florida	3-4-12

7	at Georgia	1-24-12
7	vs. Wake Forest	3-20-10

**MOST FREE-THROW ATTEMPTS**

Fts.	Opp.	Date
48	UNC ASHEVILLE	11-8-13
46	ILLINOIS STATE	11-30-15
44	vs. Baylor	3-25-12
44	INDIANA	12-11-10
43	at North Carolina	12-14-13
43	LOUISVILLE	12-3





CALIPARI ERA TEAM SINGLE GAME RECORDS

**MOST OFFENSIVE REBOUNDS**

Rebs.	Opp.	Date
26	ARKANSAS	2-27-14
24	GRAND CANYON	11-14-14
24	vs. West Virginia	3-27-10
22	NIJT	11-14-15
22	at Auburn	2-2-14
22	ARKANSAS	1-23-10
21	VALPARAISO	12-7-16
21	COLUMBIA	12-10-14
21	at South Carolina	3-1-14
21	BAYLOR	12-1-12
21	at Indiana	12-12-09

**FEWEST OFFENSIVE REBOUNDS**

Rebs.	Opp.	Date
3	at South Carolina	1-24-14
5	GEORGIA	2-3-15
5	ALABAMA	1-31-15
5	MISSISSIPPI STATE	2-15-11
5	GEORGIA	1-29-11

**MOST DEFENSIVE REBOUNDS**

Rebs.	Opp.	Date
39	vs. Arizona State	11-28-16
39	ROBERT MORRIS	11-17-13
39	EASTERN MICHIGAN	1-2-13
38	vs. Hampton	3-19-15
38	EASTERN KENTUCKY	12-7-14
38	vs. Cleveland State	11-24-09
37	at Texas A&M	1-10-15
37	LOUISVILLE	12-31-11
37	ARKANSAS	1-23-10
36	at Florida	3-1-16
36	RADFORD	11-23-11
36	MARIST	11-11-11

**FEWEST DEFENSIVE REBOUNDS**

Rebs.	Opp.	Date
9	at Tennessee	2-16-13
13	NORTH CAROLINA	12-13-14
15	vs. Baylor	12-6-13
15	at Alabama	1-18-11
16	vs. Wisconsin	4-4-15
16	ALABAMA	1-31-15
16	TEXAS A&M	1-12-13
16	at Auburn	1-11-12
16	vs. UConn	11-24-10

**MOST ASSISTS**

Assts.	Opp.	Date
33	vs. Arizona State	11-28-16
30	HARTFORD	12-29-09
28	LIU-BROOKLYN	11-23-12
28	vs. UNC Asheville	11-30-09
25	CLEVELAND STATE	11-23-16
25	AUBURN	2-21-15
25	vs. UCLA	12-20-14
24	UT MARTIN	11-25-16
24	BOSTON	11-21-14
24	MARIST	11-11-11
24	vs. East Tennessee State	3-18-10

**FEWEST ASSISTS**

Assts.	Opp.	Date
5	LSU	2-22-14
6	VANDERBILT	3-1-11
7	vs. Wisconsin	4-4-15
7	vs. Florida	3-13-15
7	ARKANSAS	2-27-14
7	at Auburn	2-12-14
7	BOISE STATE	12-10-13
7	vs. Vanderbilt	3-15-13
7	VANDERBILT	2-20-13
7	at Tennessee	1-14-12
7	vs. Washington	11-23-10

**MOST TURNOVERS**

ToS.	Opp.	Date
24	MOREHEAD STATE	11-13-09
23	SAM HOUSTON STATE	11-19-09
21	LOUISVILLE	12-31-11
21	vs. Old Dominion	11-20-11
21	NORTH CAROLINA	12-5-09
20	EASTERN MICHIGAN	11-27-13
20	ALBANY	11-13-15
20	vs. Cleveland State	11-24-09

**FEWEST TURNOVERS**

ToS.	Opp.	Date
3	at Georgia	3-3-15
3	at South Carolina	2-4-12
4	ALABAMA	2-23-16
4	COLUMBIA	12-10-14
4	vs. Wisconsin	4-5-14
4	PORTLAND	11-26-11
5	vs. Georgia	3-12-16
5	at Vanderbilt	2-27-16
5	ALABAMA	1-31-15

**MOST BLOCKS**

Blks.	Opp.	Date
18	ST. JOHN'S	12-1-11
15	vs. Stony Brook	3-17-16
14	at Georgia	3-3-10
13	vs. UCLA	12-20-14
13	at Ole Miss	1-29-13
13	ARKANSAS	1-17-12
13	vs. Kansas	11-15-11
13	MARIST	11-11-11

**FEWEST BLOCKS**

Blks.	Opp.	Date
1	vs. Alabama	3-11-16
1	at LSU	1-5-16
1	WRIGHT STATE	11-20-15
1	ALABAMA	1-31-15
1	at Missouri	1-29-15
1	vs. Wisconsin	4-5-14
1	at Florida	3-8-14

**MOST STEALS**

Stls.	Opp.	Date
15	LAFAYETTE	11-16-12
13	OLE MISS	1-2-16
13	vs. UConn	12-9-09
12	STEPHEN F. AUSTIN	11-11-16
12	BOSTON	11-24-15
12	NORTH CAROLINA	12-13-14
12	PROVIDENCE	11-30-14
12	LIPSCOMB	12-15-12
12	PORTLAND	11-26-11
12	vs. Cornell	3-25-10
12	GEORGIA	1-9-10
12	vs. UNC Asheville	11-30-09

**FEWEST STEALS**

Stls.	Opp.	Date
0	vs. Baylor	12-6-13
1	vs. Michigan State	11-12-13
1	at Robert Morris	3-19-13
1	vs. West Virginia	3-19-11
1	FLORIDA	2-26-11

**MOST PERSONAL FOULS**

Fls.	Opp.	Date
33	at Kansas	1-30-16
31	at Arkansas	1-14-14
31	at North Carolina	12-14-13
29	at South Carolina	3-1-14
28	VANDERBILT	1-30-10
27	vs. Hofstra	12-11-16
27	at Florida	3-1-16
27	at UCLA	12-3-15
27	vs. West Virginia	3-27-10

**FEWEST PERSONAL FOULS**

Fls.	Opp.	Date
7	HARTFORD	12-29-09
8	MONTANA STATE	11-23-14
8	LAFAYETTE	11-16-12
8	vs. Florida	3-10-12
8	vs. Princeton	3-17-11
8	WINTHROP	12-22-10
8	DREXEL	12-21-09
8	vs. UNC Asheville	11-30-09

**HIGHEST FIELD-GOAL PCT.**

Pct.	Opp.	Date
.677	LIU-BROOKLYN	11-23-12
.647	AUBURN	2-21-15
.645	LAFAYETTE	11-16-12
.643	vs. Providence	12-1-13
.614	SOUTH CAROLINA	2-5-13
.613	MARIST	11-11-11
.603	vs. Wake Forest	3-20-10
.603	HARTFORD	12-29-09
.600	SAM HOUSTON STATE	11-19-09
.593	BOSTON	11-30-10

**LOWEST FIELD-GOAL PCT.**

Pct.	Opp.	Date
.269	at South Carolina	3-1-14
.281	at Texas A&M	1-10-15
.296	BAYLOR	12-1-12
.298	LOUISVILLE	12-31-11
.309	at Auburn	2-12-14
.327	ALABAMA	3-4-14
.339	vs. UConn	4-2-11
.342	ARKANSAS	2-27-14
.343	vs. West Virginia	3-27-10
.346	vs. Vanderbilt	3-15-13

**HIGHEST FREE-THROW PCT.**

Pct.	Opp.	Date
1.000	FLORIDA	2-7-12
1.000	AUSTIN PEAY	12-19-09
.958	TENNESSEE	1-18-14
.955	at Florida	2-7-15
.946	vs. Indiana	3-23-12
.923	at Mississippi State	2-25-15
.900	vs. Wisconsin	4-4-15
.900	at Ole Miss	2-18-14

.895	DREXEL	12-21-09
.889	at Alabama	1-17-15
.889	TENNESSEE	1-31-12

*min 10 attempts*

**LOWEST FREE-THROW PCT.**

Pct.	Opp.	Date
.333	vs. UConn	4-2-11
.391	EAST TENNESSEE ST.	11-12-10
.412	vs. Wake Forest	3-20-10
.435	at Vanderbilt	2-27-16
.471	PROVIDENCE	11-30-14
.478	at Louisville	12-29-12
.500	OLE MISS	1-2-16
.500	BOSTON	11-24-15
.500	vs. Georgia	3-15-14
.500	vs. Vanderbilt	3-15-13
.500	vs. Oklahoma	11-22-10

*min 10 attempts*

**HIGHEST 3-POINT PERCENTAGE**

Pct.	Opp.	Date
.700	at Florida	3-1-16
.692	DREXEL	12-21-09
.667	AUSTIN PEAY	12-19-09
.636	vs. Michigan	3-30-14
.625	BOSTON	11-30-10
.600	FLORIDA	2-6-16
.600	FLORIDA	2-7-12
.591	vs. Alabama	3-11-16
.583	vs. Arkansas	3-15-15
.583	at Florida	2-5-11

*min 10 attempts*

**LOWEST 3-POINT PERCENTAGE**

Pct.	Opp.	Date
.077	vs. Alabama	3-12-10
.083	TEXAS	12-5-14
.091	at Tennessee	2-27-10
.100	TENNESSEE	1-31-12
.118	COLUMBIA	12-10-14
.125	vs. LSU	3-9-12
.125	vs. West Virginia	3-27-10
.125	vs. Cornell	3-25-10
.143	GEORGIA	1-9-10
.143	LOUISVILLE	1-2-10

*min 10 attempts*

**HIGHEST REBOUND MARGIN**

Mg.	Opp.	Date
+31	NIJT	11-14-15
+30	GRAND CANYON	11-14-14
+28	NORTHERN KY.	11-10-13
+27	vs. Little Rock	1-3-12
+26	vs. Arizona State	11-28-16
+26	LOUISVILLE	12-31-11
+25	EASTERN KENTUCKY	12-9-15
+25	EASTERN MICHIGAN	1-2-13
+25	at Indiana	12-12-09
+24	SOUTH CAROLINA	2-14-15
+23	ROBERT MORRIS	11-17-13
+23	DREXEL	12-21-09

**LOWEST REBOUND MARGIN**

Mg.	Opp.	Date
-18	at Tennessee	2-16-13
-16	vs. Baylor	12-6-13
-16	vs. Maryland	11-9-12
-15	TENNESSEE	1-18-14
-14	at LSU	1-5-16
-12	vs. Wisconsin	4-4-15
-12	GEORGIA	2-3-15
-12	at South Carolina	1-24-14
-12	vs. Alabama	3-12-10
-11	at Kansas	1-30-16
-11	TEXAS	12-5-14

**VICTORY MARGINS**

Margin (Score)	Opponent	Date
+58 (86-28)	MONTANA STATE	11-13-14
+52 (101-49)	LAFAYETTE	11-16-12
+50 (108-58)	MARIST	11-11-11
+49 (86-37)	MISSOURI	1-13-15
+48 (92-44)	UT ARLINGTON	11-25-14
+48 (88-40)	RADFORD	11-23-11
+46 (115-69)	vs. Arizona State	11-28-16
+44 (88-44)	DREXEL	12-21-09
+43 (104-61)	HARTFORD	12-29-09
+40 (85-45)	GRAND CANYON	11-14-14
+39 (78-39)	vs. West Virginia	3-26-15
+39 (83-44)	vs. UCLA	12-20-14

**VICTORY MARGIN IN RUPP ARENA**

Margin (Score)	Opponent	Date
+58 (86-28)	MONTANA STATE	11-13-14
+52 (101-49)	LAFAYETTE	11-16-12
+50 (108-58)	MARIST	11-11-11
+49 (86-37)	MISSOURI	1-13-15
+48 (92-44)	UT ARLINGTON	11-25-14
+48 (88-40)	RADFORD	11-23-11
+44 (88-44)	DREXEL	12-21-09
+43 (104-61)	HARTFORD	12-29-09

+40 (85-45)	GRAND CANYON	11-14-14
+38 (87-49)	ROBERT MORRIS	11-17-13
+38 (88-50)	LIPSCOMB	12-15-12
+38 (82-44)	LSU	1-15-11

**VICTORY MARGIN IN SEC PLAY**

Margin (Score)	Opponent	Date
+49 (86-37)	MISSOURI	1-13-15
+38 (82-44)	LSU	1-15-11
+35 (110-75)	AUBURN	2-21-15
+34 (82-48)	GEORGIA	2-9-16
+34 (88-54)	MISSOURI	1-27-16
+34 (77-43)	SOUTH CAROLINA	2-14-15
+34 (86-52)	at South Carolina	2-4-12
+31 (90-59)	SOUTH CAROLINA	2-19-11
+31 (101-70)	ARKANSAS	1-23-10
+30 (43-36)	MISSISSIPPI STATE	2-27-13
+30 (79-49)	GEORGIA	3-1-12

**VICTORY MARGIN ON THE ROAD**

Margin (Score)	Opponent	Date
+34 (86-52)	at South Carolina	2-4-12
+31 (79-48)	at Portland	11-19-10
+27 (89-62)	at South Carolina	2-13-16
+26 (81-55)	at LSU	2-6-10
+24 (74-50)	at LSU	1-28-12
+22 (70-48)	at Alabama	1-17-15
+22 (75-53)	at Auburn	1-19-13
+18 (74-56)	at Mississippi State	2-25-15
+18 (66-48)	at Tennessee	2-17-15
+17 (90-73)	at Indiana	12-12-09

**VICTORY MARGIN AT A NEUTRAL SITE**

Margin (Score)	Opponent	Date
----------------	----------	------



# De'Aaron FOX

0

Freshman • Guard • 6-3 • Houston  
Cypress Lakes • Undergraduate Studies

## BIO BLAST

- Reigning and three-time SEC Freshman of the Week (Nov. 21, Dec. 5 and Dec. 19)
- His 79 assists through 11 games are ahead of Tyler Ulis (53) through the same amount games of last season, when Ulis went on to set the single-season school record
- Scored a career-high 24 points along with 10 assists vs. North Carolina en route to his team-best fourth double-double
- Recorded just the second triple-double in program history with 14 points, 11 rebounds and 10 assists vs. Arizona State
- Leads the SEC in assists-per-game (7.2) and ranks eighth nationally in that category
- Has scored in double figures in 10 of 11 games, as he scored nine vs. Valpo
- Has led UK in assists in all but two games
- Made his first 21 free throws of the year, the second best start by a freshman in UK history
- Twelve assists vs. SFA set the UK record for dimes in an opener, as well as anyone's UK debut (with assist records dating back to the 1971-72 season)
- Preseason All-SEC First Team selection (AP/Coaches)
- Tabbed to the preseason Bob Cousy Award and Naismith Trophy watch lists
- Named a preseason second-team All-American by the Sporting News

## SEASON AVERAGES

Games played	11
Minutes/game	30.6
Points/game	15.9
FG Pct	43.9
3FG Pct	13.0
FT Pct	74.6
Rebounds/game	5.3
Assists/game	7.2
Turnovers/game	2.4
Assist/turnover ratio	3.0
Steals/game	1.7
Blocks/game	0.3

## SEASON HIGHS

Points	24, vs. North Carolina (12/17/16)
FG Made	9, vs. North Carolina (12/17/16)
FG Attempts	21, vs. North Carolina (12/17/16)
3FG Made	1, three times, last vs. UCLA (12/03/16)
3FG Attempts	4, vs. UCLA (12/03/16)
FT Made	9, vs. CANISIUS (11/13/16)
FT Attempts	9, vs. CANISIUS (11/13/16)
Rebounds	11, vs. Arizona St. (11/28/16)
Assists	12, vs. SFA (11/11/16)
Steals	3, three times, last vs. UT MARTIN (11/25/16)
Blocks	1, three time, last vs. VALPO (12/07/16)
Minutes	35, vs. North Carolina (12/17/16)

## CAREER HIGHS

Points	24, vs. North Carolina (12/17/16)
FG Made	9, vs. North Carolina (12/17/16)
FG Attempts	21, vs. North Carolina (12/17/16)
3FG Made	1, three times, last vs. UCLA (12/03/16)
3FG Attempts	4, vs. UCLA (12/03/16)
FT Made	9, vs. CANISIUS (11/13/16)
FT Attempts	9, vs. CANISIUS (11/13/16)
Rebounds	11, vs. Arizona St. (11/28/16)
Assists	12, vs. SFA (11/11/16)
Steals	3, three times, last vs. UT MARTIN (11/25/16)
Blocks	1, three time, last vs. VALPO (12/07/16)
Minutes	35, vs. North Carolina (12/17/16)

## GAME-BY-GAME

Opponent	Date	gs	min	Total		3-Pointers		Free Throws		Rebounds				pf	a	t/o	blk	stl	pts	avg	
				fg-fga	pct	3fg-fga	pct	ft-fga	pct	off	def	tot	avg								
STEPHEN F. AUSTIN	11/11/16	*	30	3-9	.333	0-2	.000	6-6	1.000	2	2	4	4.0	3	12	3	0	3	12	12.0	
CANISIUS	11/13/16	*	33	6-13	.462	0-3	.000	9-9	1.000	1	3	4	4.0	1	3	2	0	0	21	16.5	
vs #13/13 Michigan State	11/15/16	*	29	3-10	.300	0-2	.000	6-6	1.000	0	4	4	4.0	2	6	3	1	1	12	15.0	
DUQUESNE	11/20/16	*	31	5-13	.385	1-2	.500	5-8	.625	1	6	7	4.8	2	6	1	0	3	16	15.3	
CLEVELAND STATE	11/23/16	*	33	6-15	.400	0-2	.000	4-7	.571	0	4	4	4.6	1	11	2	1	2	16	15.4	
UT-MARTIN	11/25/16	*	28	7-12	.583	0-3	.000	2-4	.500	1	5	6	4.8	2	5	4	0	3	16	15.5	
vs Arizona State	11/28/16	*	31	6-9	.667	1-1	1.000	1-2	.500	2	9	11	5.7	3	10	4	0	2	14	15.3	
#11/9 UCLA	12/03/16	*	34	8-20	.400	1-4	.250	3-5	.600	0	2	2	5.3	4	9	2	0	1	20	15.9	
VALPO	12/07/16	*	29	3-9	.333	0-1	.000	3-8	.375	1	6	7	5.4	1	5	1	1	2	9	15.1	
vs Hofstra	12/11/16	*	24	5-8	.625	0-1	.000	5-5	1.000	0	5	5	5.4	3	2	2	0	0	15	15.1	
vs #7/6 North Carolina	12/17/16	*	35	9-21	.429	0-2	.000	6-7	.857	0	4	4	5.3	1	10	2	0	2	24	15.9	
Totals			11	337	61-139	.439	3-23	.130	50-67	.746	8	50	58	5.3	23	79	26	3	19	175	15.9

## SUPERLATIVES

Season Stats		Career Stats	
10+ points	10	10+ points	10
20+ points	3	20+ points	3
3+ assists	10	3+ assists	10
3+ steals	3	3+ steals	3
10+ rebounds	1	10+ rebounds	1
Double-doubles	4	Double-doubles	4
Dunks	5	Dunks	5

## CAREER STATS

Year	GP-GS	Min-Avg	FG-FGA	Pct	3FG-FGA	Pct	FT-FTA	Pct	Off-Def-Tot-Avg	PF-FO	Ast	TO	Blk	Stl	Pts	Avg
2016-17	11-11	337-30.6	61-139	.439	3-23	.130	50-67	.746	8-50-58-5.3	23-0	79	26	3	19	175	15.9
TOTAL	11-11	337-30.6	61-139	.439	3-23	.130	50-67	.746	8-50-58-5.3	23-0	79	26	3	19	175	15.9



# SACHA KILLEYA-JONES



Freshman • Forward • 6-10 • Chapel Hill, N.C.  
Virginia Episcopal • Communication

## BIO BLAST

- Snared a career-high six rebounds while adding four points in a win over Arizona State
- Scored 12 points and hauled in four rebounds vs. UT Martin
- Grabbed three rebounds in his UK debut, and another four against Canisius
- One of five McDonald's All-Americans on the 2016-17 roster
- Posted 13 games with at least 20 points and 10 rebounds as a senior in high school
- Named the Virginia Player of the Year as a senior
- Youngest player on the 2016-17 roster
- Won a state title and two AAU national championships during his prep career
- An accomplished quarterback up until his sophomore season in which he gave up football to focus on basketball

## SEASON AVERAGES

Games played	10
Minutes/game	8.5
Points/game	3.6
FG Pct	61.5
3FG Pct	
FT Pct	30.8
Rebounds/game	2.7
Assists/game	0.1
Turnovers/game	0.6
Assist/turnover ratio	0.2
Steals/game	0.1
Blocks/game	1.0

## SEASON HIGHS

Points	12, vs. UT MARTIN (11/25/16)
FG Made	6, vs. UT MARTIN (11/25/16)
FG Attempts	8, vs. UT MARTIN (11/25/16)
3FG Made	
3FG Attempts	
FT Made	3, vs. CLEVELAND ST. (11/23/16)
FT Attempts	5, vs. CLEVELAND ST. (11/23/16)
Rebounds	6, vs. Arizona St. (11/28/16)
Assists	1, vs. Arizona St. (11/28/16)
Steals	1, vs. Hofstra (12/11/16)
Blocks	2, three times, last vs. Hofstra (12/11/16)
Minutes	13, twice, last vs. UT MARTIN (11/25/16)

## CAREER HIGHS

Points	12, vs. UT MARTIN (11/25/16)
FG Made	6, vs. UT MARTIN (11/25/16)
FG Attempts	8, vs. UT MARTIN (11/25/16)
3FG Made	
3FG Attempts	
FT Made	3, vs. CLEVELAND ST. (11/23/16)
FT Attempts	5, vs. CLEVELAND ST. (11/23/16)
Rebounds	6, vs. Arizona St. (11/28/16)
Assists	1, vs. Arizona St. (11/28/16)
Steals	1, vs. Hofstra (12/11/16)
Blocks	2, three times, last vs. Hofstra (12/11/16)
Minutes	13, twice, last vs. UT MARTIN (11/25/16)

## GAME-BY-GAME

Opponent	Date	gs	min	Total		3-Pointers		Free Throws		Rebounds				pf	a	t/o	blk	stl	pts	avg
				fg-fga	pct	3fg-fga	pct	ft-fga	pct	off	def	tot	avg							
STEPHEN F. AUSTIN	11/11/16	9	0-1	.000	0-0	.000	0-0	.000	1	2	3	3	0	0	2	1	0	0	0	0.0
CANISIUS	11/13/16	7	1-1	1.000	0-0	.000	1-4	.250	1	3	4	3.5	1	0	0	1	0	3	1.5	
vs #13/13 Michigan State	11/15/16	4	0-1	.000	0-0	.000	0-2	.000	0	0	0	2.3	1	0	1	0	0	0	1.0	
DUQUESNE	11/20/16	13	3-5	.600	0-0	.000	0-0	.000	1	2	3	2.5	2	0	0	2	0	6	2.3	
CLEVELAND STATE	11/23/16	11	1-2	.500	0-0	.000	3-5	.600	0	2	2	2.4	0	0	1	0	5	2.8		
UT-MARTIN	11/25/16	13	6-8	.750	0-0	.000	0-0	.000	1	3	4	2.7	3	0	1	1	0	12	4.3	
vs Arizona State	11/28/16	10	2-2	1.000	0-0	.000	0-0	.000	2	4	6	3.1	4	1	0	0	0	4	4.3	
#11/9 UCLA	12/03/16	dnp	-	-	-	-	-	-	-	-	-	-	-	-	-	-	-	-	-	
VALPO	12/07/16	8	1-2	.500	0-0	.000	0-2	.000	2	1	3	3.1	1	0	2	2	0	2	4.0	
vs Hofstra	12/11/16	9	2-4	.500	0-0	.000	0-0	.000	2	0	2	3.0	3	0	0	2	1	4	4.0	
vs #7/6 North Carolina	12/17/16	1	0-0	.000	0-0	.000	0-0	.000	0	0	0	2.7	1	0	0	0	0	0	3.6	
Totals		0	85	16-26	.615	0-0	.000	4-13	.308	10	17	27	2.7	16	1	6	10	1	36	3.6

## SUPERLATIVES

Season Stats		Career Stats	
10+ points	1	10+ points	1
20+ points	-	20+ points	-
3+ blocks	-	3+ blocks	-
3+ steals	-	3+ steals	-
10+ rebounds	-	10+ rebounds	-
Double-doubles	-	Double-doubles	-
Dunks	4	Dunks	4

## CAREER STATS

Year	GP-GS	Min-Avg	FG-FGA	Pct	3FG-FGA	Pct	FT-FTA	Pct	Off-Def-Tot-Avg	PF-FO	Ast	TO	Blk	Stl	Pts	Avg
2016-17	10-0	85-8.5	16-26	.615	0-0	.000	4-13	.308	10-17-27-2.7	16-0	1	6	10	1	36	3.6
TOTAL	10-0	85-8.5	16-26	.615	0-0	.000	4-13	.308	10-17-27-2.7	16-0	1	6	10	1	36	3.6



# BAM ADEBAYO

# 3

Freshman • Forward • 6-10 • Little Washington, N.C.  
High Point Christian Acad. • Undergraduate Studies

## BIO BLAST

- Has scored in double figures in the last eight games and nine of the last 10
- Led the team in scoring for the first time this season with 16 points vs. Valpo
- Has three double-doubles this season
- Combined for 10 blocked shots in the last five games, including four vs. UCLA
- Had career highs in points (18) and rebounds (13) vs. UCLA
- Leads the team in rebounding at 7.9 boards per game
- Preseason All-SEC First Team (AP/Coaches)
- Named to the preseason Kareem Abdul-Jabbar and Naismith Trophy watch lists
- Tabbed a preseason second-team All-American by CBSSports.com and a third-team selection by College Basketball Talk
- North Carolina 2016 Gatorade High School Player of the Year
- One of five Wildcats who earned McDonald's All-America honors on the 2016-17 roster
- Led High Point Christian Academy to a state title appearance
- Averaged 18.9 points and 13.0 rebounds as a senior in high school
- Earned his nickname, "Bam," when he flipped a coffee table as a toddler while his mother was watching "The Flintstones"

## SEASON AVERAGES

Games played	11
Minutes/game	24.7
Points/game	12.6
FG Pct	54.5
3FG Pct	
FT Pct	65.2
Rebounds/game	7.9
Assists/game	0.9
Turnovers/game	1.2
Assist/turnover ratio	0.8
Steals/game	0.4
Blocks/game	1.6

## SEASON HIGHS

Points	18, vs. UCLA (12/03/16)
FG Made	7, vs. Hofstra (12/11/16)
FG Attempts	12, vs. UCLA (12/03/16)
3FG Made	
3FG Attempts	
FT Made	10, vs. UCLA (12/03/16)
FT Attempts	13, twice, last vs. UCLA (12/03/16)
Rebounds	13, vs. UCLA (12/03/16)
Assists	2, three times, last vs. Arizona State (11/28/16)
Steals	2, vs. DUQUESNE (11/20/16)
Blocks	4, vs. UCLA (12/03/16)
Minutes	33, vs. UCLA (12/03/16)

## CAREER HIGHS

Points	18, vs. UCLA (12/03/16)
FG Made	7, vs. Hofstra (12/11/16)
FG Attempts	12, vs. UCLA (12/03/16)
3FG Made	
3FG Attempts	
FT Made	10, vs. UCLA (12/03/16)
FT Attempts	13, twice, last vs. UCLA (12/03/16)
Rebounds	13, vs. UCLA (12/03/16)
Assists	2, three times, last vs. Arizona State (11/28/16)
Steals	2, vs. DUQUESNE (11/20/16)
Blocks	4, vs. UCLA (12/03/16)
Minutes	33, vs. UCLA (12/03/16)

## GAME-BY-GAME

Opponent	Date	gs	min	Total		3-Pointers		Free throws		Rebounds				pf	a	t/o	blk	stl	pts	avg	
				fg-fga	pct	3fg-fga	pct	ft-fga	pct	off	def	tot	avg								
STEPHEN F. AUSTIN	11/11/16	*	15	1-1	1.000	0-0	.000	3-7	.429	1	0	1	1.0	4	1	1	0	1	5	5.0	
CANISIUS	11/13/16	*	27	3-9	.333	0-0	.000	8-13	.615	6	5	11	6.0	2	2	0	3	0	14	9.5	
vs #13/13 Michigan State	11/15/16	*	26	2-3	.667	0-0	.000	2-3	.667	1	4	5	5.7	4	0	5	2	0	6	8.3	
DUQUESNE	11/20/16	*	24	5-8	.625	0-0	.000	2-3	.667	3	5	8	6.3	2	1	1	2	2	12	9.3	
CLEVELAND STATE	11/23/16	*	26	5-8	.625	0-0	.000	4-4	1.000	2	5	7	6.4	4	2	1	0	0	14	10.2	
UT-MARTIN	11/25/16	*	25	5-10	.500	0-0	.000	5-8	.625	8	4	12	7.3	0	0	1	1	0	15	11.0	
vs Arizona State	11/28/16	*	23	5-7	.714	0-0	.000	2-3	.667	5	4	9	7.6	1	2	0	3	0	12	11.1	
#11/9 UCLA	12/03/16	*	33	4-12	.333	0-0	.000	10-13	.769	7	6	13	8.3	3	0	0	4	0	18	12.0	
VALPO	12/07/16	*	29	5-9	.556	0-0	.000	6-8	.750	3	4	7	8.1	2	0	3	1	1	16	12.4	
vs Hofstra	12/11/16	*	25	7-10	.700	0-0	.000	0-1	.000	1	6	7	8.0	2	1	1	2	0	14	12.6	
vs #7/6 North Carolina	12/17/16	*	19	6-11	.545	0-0	.000	1-3	.333	4	3	7	7.9	5	1	0	0	0	13	12.6	
Totals			11	272	48-88	.545	0-0	.000	43-66	.652	41	46	87	7.9	29	10	13	18	4	139	12.6

## SUPERLATIVES

Season Stats		Career Stats	
10+ points	9	10+ points	8
20+ points	-	20+ points	-
3+ blocks	3	3+ blocks	3
3+ steals	-	3+ steals	-
10+ rebounds	3	10+ rebounds	3
Double-doubles	3	Double-doubles	3
Dunks	29	Dunks	29

## CAREER STATS

Year	GP-GS	Min-Avg	FG-FGA	Pct	3FG-FGA	Pct	FT-FTA	Pct	Off-Def-Tot-Avg	PF-FO	Ast	TO	Blk	Stl	Pts	Avg
2016-17	11-11	272-24.7	48-88	.545	0-0	.000	43-66	.652	41-46-87-7.9	29-1	10	13	18	4	139	12.6
TOTAL	11-11	272-24.7	48-88	.545	0-0	.000	43-66	.652	41-46-87-7.9	29-1	10	13	18	4	139	12.6



# MALIK MONK

# 5

Freshman • Guard • 6-3 • Lepanto, Ark.  
Bentonville • Undergraduate Studies



## BIO BLAST

- Reigning SEC Player of the Week
- SEC Freshman of the Week (11/21)
- Set the UK freshman single-game scoring record with 47 points vs. UNC on 18-of-22 shooting, including eight 3-pointers and the all-important go-ahead trey with seconds remaining
  - It's the most points any Calipari-coached player in college has ever scored
- Has made 38 3-pointers in the first 11 games, ahead of where Jodie Meeks (36) was through 11 games during his record-breaking season in 2008-09
- Scored in double figures in all 11 games this year
- Led UK in scoring in six of the last seven games
- Leads the Wildcats in scoring with a 21.9 average. No Calipari-coached player has ever averaged more than 21.2 points for an entire year (Dajuan Wagner at Memphis in 2001-02)
- Star of the Champions Classic win over Michigan State, scoring a game-high 23 points, highlighted by 7 of 11 from 3-point range
- Preseason All-SEC Second Team (AP/Coaches)
- Tabbed to the preseason Jerry West Award and Naismith Trophy watch lists
- Named a preseason third-team All-American by CBSSports.com

## SEASON AVERAGES

Games played	11
Minutes/game	28.9
Points/game	21.9
FG Pct	50.3
3FG Pct	42.2
FT Pct	82.1
Rebounds/game	2.4
Assists/game	2.4
Turnovers/game	1.8
Assist/turnover ratio	1.3
Steals/game	1.1
Blocks/game	0.4

## SEASON HIGHS

Points	47, vs. North Carolina (12/17/16)
FG Made	18, vs. North Carolina (12/17/16)
FG Attempts	28, vs. North Carolina (12/17/16)
3FG Made	8, vs. North Carolina (12/17/16)
3FG Attempts	12, vs. North Carolina (12/17/16)
FT Made	4, three times, last vs. Arizona St. (11/28/16)
FT Attempts	5, three times, last vs. North Carolina (12/17/16)
Rebounds	6, vs. Michigan St. (11/15/16)
Assists	7, vs. UT MARTIN (11/25/16)
Steals	5, vs. UCLA (12/03/16)
Blocks	1, four times, last vs. Hofstra (12/7/16)
Minutes	38, vs. North Carolina (12/17/16)

## CAREER HIGHS

Points	47, vs. North Carolina (12/17/16)
FG Made	18, vs. North Carolina (12/17/16)
FG Attempts	28, vs. North Carolina (12/17/16)
3FG Made	8, vs. North Carolina (12/17/16)
3FG Attempts	12, vs. North Carolina (12/17/16)
FT Made	4, three times, last vs. Arizona St. (11/28/16)
FT Attempts	5, three times, last vs. North Carolina (12/17/16)
Rebounds	6, vs. Michigan St. (11/15/16)
Assists	7, vs. UT MARTIN (11/25/16)
Steals	5, vs. UCLA (12/03/16)
Blocks	1, four times, last vs. Hofstra (12/7/16)
Minutes	38, vs. North Carolina (12/17/16)

## GAME-BY-GAME

Opponent	Date	gs	min	Total		3-Pointers		Free throws		Rebounds				pf	a	t/o	blk	stl	pts	avg	
				fg-fga	pct	3fg-fga	pct	ft-fa	pct	off	def	tot	avg								
STEPHEN F. AUSTIN	11/11/16	*	20	4-14	.286	1-6	.167	1-1	1.000	0	0	0	0.0	3	1	1	1	1	10	10.0	
CANISIUS	11/13/16	*	32	5-11	.455	2-6	.333	4-4	1.000	1	3	4	2.0	2	2	3	1	1	16	13.0	
vs #13/13 Michigan State	11/15/16	*	34	8-17	.471	7-11	.636	0-0	.000	0	6	6	3.3	1	1	2	0	0	23	16.3	
DUQUESNE	11/20/16	*	18	6-12	.500	2-8	.250	0-0	.000	0	2	2	3.0	2	0	1	1	0	14	15.8	
CLEVELAND STATE	11/23/16	*	30	8-12	.667	4-6	.667	3-5	.600	0	3	3	3.0	1	4	3	0	2	23	17.2	
UT-MARTIN	11/25/16	*	29	10-17	.588	2-8	.250	4-4	1.000	0	2	2	2.8	2	7	2	0	1	26	18.7	
vs Arizona State	11/28/16	*	30	8-20	.400	3-10	.300	4-5	.800	0	3	3	2.9	0	4	2	0	1	23	19.3	
#11/9 UCLA	12/03/16	*	36	10-19	.526	4-8	.500	0-0	.000	2	1	3	2.9	3	0	2	0	5	24	19.9	
VALPO	12/07/16	*	22	6-13	.462	1-5	.200	2-2	1.000	1	1	2	2.8	2	1	2	0	0	15	19.3	
vs Hofstra	12/11/16	*	29	7-16	.438	4-10	.400	2-2	1.000	1	0	1	2.6	4	4	0	1	0	20	19.4	
vs #7/6 North Carolina	12/17/16	*	38	18-28	.643	8-12	.667	3-5	.600	0	0	0	2.4	0	2	2	0	1	47	21.9	
Totals			11	318	90-179	.503	38-90	.422	23-28	.821	5	21	26	2.4	20	26	20	4	12	241	21.9

## SUPERLATIVES

Season Stats		Career Stats	
10+ points	11	10+ points	11
20+ points	7	20+ points	6
3+ assists	4	3+ assists	4
3+ steals	1	3+ steals	1
10+ rebounds	-	10+ rebounds	-
Double-doubles	-	Double-doubles	-
Dunks	10	Dunks	10

## CAREER STATS

Year	GP-GS	Min-Avg	FG-FGA	Pct	3FG-FGA	Pct	FT-FTA	Pct	Off-Def-Tot-Avg	PF-FO	Ast	TO	Blk	Stl	Pts	Avg
2016-17	11-11	318-28.9	90-179	.503	38-90	.422	23-28	.821	5-21-26-2.4	20-0	26	20	4	12	241	21.9
TOTAL	11-11	318-28.9	90-179	.503	38-90	.422	23-28	.821	5-21-26-2.4	20-0	26	20	4	12	241	21.9



# JONNY DAVID

# 10

Sophomore • Guard • 6-2 • Pittsburgh  
Mt. Lebanon • Kinesiology

## BIO BLAST

- Played a career-high three minutes in the win over Cleveland State and took his first field-goal attempt of the season
- Made his 2016 debut in the final two minutes of the Canisius game
- Appeared in 11 games during his freshman campaign
- SEC Academic Honor Roll member as a freshman
- 1,000-point scorer in high school
- His father was a letterwinner at the University of Pittsburgh while head coach John Calipari was an assistant coach

## SEASON AVERAGES

Games played .....	5
Minutes/game .....	1.8
Points/game .....	0.0
FG Pct. ....	0.0
3FG Pct. ....	0.0
FT Pct. ....	0.0
Rebounds/game .....	0.0
Assists/game .....	0.0
Turnovers/game .....	0.6
Assist/turnover ratio .....	0.6
Steals/game .....	0.0
Blocks/game .....	0.0

## SEASON HIGHS

Points.....	-
FG Made .....	-
FG Attempts .....	1, vs. CLEVELAND ST. (11/23/16)
3FG Made .....	-
3FG Attempts .....	-
FT Made .....	-
FT Attempts .....	2, vs. CANISIUS (11/13/16)
Rebounds .....	-
Assists .....	-
Steals .....	-
Blocks .....	-
Minutes .....	3, vs. CLEVELAND ST. (11/23/16)

## CAREER HIGHS

Points.....	2, vs. South Florida (11/27/15)
FG Made .....	-
FG Attempts ..	1, three times, last vs. CLEVELAND ST. (11/23/16)
3FG Made .....	-
3FG Attempts .....	1, twice, last vs. MISSOURI (1/27/16)
FT Made.....	2, vs. South Florida (11/27/15)
FT Attempts .....	2, twice, last vs. CANISIUS (11/13/16)
Rebounds .....	-
Assists .....	-
Steals .....	-
Blocks .....	-
Minutes .....	3, vs. CLEVELAND ST (11/23/16)

## GAME-BY-GAME

Opponent	Date	qs	min	Total		3-Pointers		Free throws		Rebounds				pf	a	t/o	blk	stl	pts	avg
				fg-fga	pct	3fg-fga	pct	ft-fga	pct	off	def	tot	avg							
STEPHEN F. AUSTIN	11/11/16		dnp	-	-	-	-	-	-	-	-	-	-	-	-	-	-	-	-	-
CANISIUS	11/13/16	2	0-0	.000	0-0	.000	0-2	.000	0	0	0	0.0	0	0	0	0	0	0	0	0.0
vs #13/13 Michigan State	11/15/16		dnp	-	-	-	-	-	-	-	-	-	-	-	-	-	-	-	-	-
DUQUESNE	11/20/16	2	0-0	.000	0-0	.000	0-0	.000	0	0	0	0.0	0	0	2	0	0	0	0	0.0
CLEVELAND STATE	11/23/16	3	0-1	.000	0-0	.000	0-0	.000	0	0	0	0.0	0	0	0	0	0	0	0	0.0
UT-MARTIN	11/25/16	1	0-0	.000	0-0	.000	0-0	.000	0	0	0	0.0	0	0	1	0	0	0	0	0.0
vs Arizona State	11/28/16	1	0-0	.000	0-0	.000	0-0	.000	0	0	0	0.0	0	0	0	0	0	0	0	0.0
#11/9 UCLA	12/03/16		dnp	-	-	-	-	-	-	-	-	-	-	-	-	-	-	-	-	-
VALPO	12/07/16		dnp	-	-	-	-	-	-	-	-	-	-	-	-	-	-	-	-	-
vs Hofstra	12/11/16		dnp	-	-	-	-	-	-	-	-	-	-	-	-	-	-	-	-	-
vs #7/6 North Carolina	12/17/16		dnp	-	-	-	-	-	-	-	-	-	-	-	-	-	-	-	-	-
Totals		0	9	0-1	.000	0-0	.000	0-2	.000	0	0	0	0.0	0	0	3	0	0	0	0.0

## SUPERLATIVES

Season Stats		Career Stats	
10+ points	-	10+ points	-
20+ points	-	20+ points	-
3+ assists	-	3+ assists	-
3+ steals	-	3+ steals	-
10+ rebounds	-	10+ rebounds	-
Double-doubles	-	Double-doubles	-
Dunks	-	Dunks	-

## CAREER STATS

Year	GP-GS	Min-Avg	FG-FGA	Pct	3FG-FGA	Pct	FT-FTA	Pct	Off-Def-Tot-Avg	PF-FO	Ast	TO	Blk	Stl	Pts	Avg
2015-16	11-0	11-1.0	0-2	.00	0-2	.000	2-2	1.000	0-0-0-0.0	1-0	0	1	0	0	2	0.2
2016-17	5-0	9-1.8	0-1	.000	0-0	.000	0-2	.000	0-0-0-0.0	0-0	0	3	0	0	0	0.0
TOTAL	16-0	20-1.3	0-3	.000	0-2	.000	2-4	.500	0-0-0-0.0	1-0	0	4	0	0	2	0.1



# MYCHAL MULDER

# 11

Senior • Guard • 6-4 • Windsor, Ontario  
Vincennes University • Communication

## BIO BLAST

- Has made 16 of 39 3-pointers in nine games played this season, ranking second to Monk among Wildcats in 3-point field-goal percentage (.410)
- Knocked down multiple 3-pointers in four consecutive appearances prior to Valpo and had hit at least one 3-pointer in five straight outings played prior to Hofstra
- Scored in double figures in three straight games for the first time in his career (Nov. 20-25)
- Has scored 59 points over the last six games he's played in after scoring 23 in his previous 27 appearances for the Wildcats
- Appeared in 24 games in his first season with Kentucky after transferring from Vincennes University
- Junior College All-American who averaged 15.7 points and 6.4 rebounds while connecting on 46.3 percent of his field goals from 3-point range at Vincennes
- Well-rounded athlete who also competed in football and track and field in high school
- One of four players on the 2016-17 roster who were born outside of the United States
- Has a 44-inch vertical, the second-best mark on the team (behind Dominique Hawkins)

## SEASON AVERAGES

Games played	9
Minutes/game	12.3
Points/game	7.8
FG Pct	45.6
3FG Pct	41.0
FT Pct	100.0
Rebounds/game	2.6
Assists/game	0.4
Turnovers/game	0.3
Assist/turnover ratio	1.3
Steals/game	0.3
Blocks/game	0.4

## SEASON HIGHS

Points	13, twice, last vs. CLEVELAND ST. (11/23/16)
FG Made	5, twice, last vs. CLEVELAND ST. (11/23/16)
FG Attempts	11, vs. DUQUESNE (11/20/16)
3FG Made	4, vs. UT MARTIN (11/25/16)
3FG Attempts	8, vs. DUQUESNE (11/20/16)
FT Made	2, vs. Hofstra (12/11/16)
FT Attempts	2, vs. Hofstra (12/11/16)
Rebounds	7, vs. VALPO (12/07/16)
Assists	2, vs. VALPO (12/07/16)
Steals	2, vs. UT MARTIN (11/25/16)
Blocks	1, four times, last vs. VALPO (12/07/16)
Minutes	22, vs. CLEVELAND ST. (11/23/16)

## CAREER HIGHS

Points	13, twice, last vs. CLEVELAND ST. (11/23/16)
FG Made	5, twice, last vs. CLEVELAND ST. (11/23/16)
FG Attempts	11, vs. DUQUESNE (11/20/16)
3FG Made	4, vs. UT MARTIN (11/25/16)
3FG Attempts	8, vs. DUQUESNE (11/20/16)
FT Made	2, twice, last vs. Hofstra (12/11/16)
FT Attempts	2, twice, last vs. Hofstra (12/11/16)
Rebounds	8, at LSU (1/5/16)
Assists	2, vs. MISSISSIPPI ST. (1/12/16)
Steals	2, vs. UT MARTIN (11/25/16)
Blocks	1, four times, last vs. VALPO (12/07/16)
Minutes	22, vs. CLEVELAND ST. (11/23/16)

## GAME-BY-GAME

Opponent	Date	gs	min	Total		3-Pointers		Free throws		Rebounds				pf	a	t/o	blk	stl	pts	avg
				fg	fga	pct	3fg	3fga	pct	ft	fta	pct	off							
STEPHEN F. AUSTIN	11/11/16	6	3-4	.750	2-3	.667	0-0	.000	0	0	0	0.0	1	0	0	0	0	8	8.0	
CANISIUS	11/13/16	4	1-2	.500	1-2	.500	0-0	.000	0	0	0	0.0	1	0	0	0	1	3	5.5	
vs #13/13 Michigan State	11/15/16	2	0-1	.000	0-1	.000	0-0	.000	0	0	0	0.0	0	0	0	0	0	0	3.7	
DUQUESNE	11/20/16	20	5-11	.455	3-8	.375	0-0	.000	3	1	4	1.0	1	1	1	1	0	13	6.0	
CLEVELAND STATE	11/23/16	22	5-10	.500	3-7	.429	0-0	.000	2	0	2	1.2	1	0	2	1	0	13	7.4	
UT-MARTIN	11/25/16	15	4-5	.800	4-5	.800	0-0	.000	0	2	2	1.3	3	1	0	0	2	12	8.2	
vs Arizona State	11/28/16	11	2-8	.250	2-6	.333	0-0	.000	1	2	3	1.6	0	0	0	0	0	6	7.9	
#11/9 UCLA	12/03/16	dnp	-	-	-	-	-	-	-	-	-	-	-	-	-	-	-	-	-	
VALPO	12/07/16	16	4-10	.400	1-5	.200	0-0	.000	4	3	7	2.3	1	2	0	1	0	9	8.0	
vs Hofstra	12/11/16	15	2-6	.333	0-2	.000	2-2	1.000	1	4	5	2.6	1	0	0	0	0	6	7.8	
vs #7/6 North Carolina	12/17/16	dnp	-	-	-	-	-	-	-	-	-	-	-	-	-	-	-	-	-	
Totals		0	111	26-57	.456	16-39	.410	2-2	1.000	11	12	23	2.6	9	4	3	4	3	70	7.8

## SUPERLATIVES

Season Stats		Career Stats	
10+ points	3	10+ points	3
20+ points	-	20+ points	-
3+ assists	-	3+ assists	-
3+ steals	-	3+ steals	-
10+ rebounds	-	10+ rebounds	-
Double-doubles	-	Double-doubles	-
Dunks	3	Dunks	3

## CAREER STATS

Year	GP-GS	Min-Avg	FG-FGA	Pct	3FG-FGA	Pct	FT-FTA	Pct	Off-Def-Tot-Avg	PF-FO	Ast	TO	Blk	Stl	Pts	Avg
2015-16	24-0	90-3.8	4-20	.200	2-12	.167	2-2	1.000	9-18-27-1.1	6-0	8	2	0	1	12	0.5
2016-17	9-0	111-12.3	26-57	.456	16-39	.410	2-2	1.000	11-12-23-2.6	9-0	4	3	4	3	70	7.8
TOTAL	33-0	201-6.1	30-77	.390	18-51	.353	4-4	1.000	20-30-50-1.5	15-0	12	5	4	4	82	2.5





# ISAIAH BRISCOE

# 13

Sophomore • Guard • 6-3 • Newark, N.J.  
Roselle Catholic • Undergraduate Studies

## BIO BLAST

- Solid all-around game vs. UNC with 10 points, seven rebounds and four assists. Calipari said of his game: "We don't win that game without him on the floor"
- Posted 19 points and six assists in win at the Barclays Center over Hofstra
- Scored in double figures in all nine games he's played, leading UK in scoring the first two
- After missing two games with an injury, returned to the starting lineup and posted 20 points and seven assists in a win over Arizona State. He also was 2 of 2 from 3-point range for the first time in his career
- Preseason All-SEC Second Team (AP/Coaches)
- Kentucky's leading returning player in points, rebounds and assists
- Led all UK guards a season ago with an average of 5.3 rebounds per game
- Scored in double figures in 19 games while averaging 9.6 points and 3.1 assists per game
- Dished out three or more assists in 15 of the final 23 games of 2015-16
- Averaged 32.2 minutes per game, ninth most in the SEC
- Utilized the new NCAA rule allowing players to workout for NBA teams before deciding on whether to declare for the draft or remain in school

## SEASON AVERAGES

Games played	9
Minutes/game	29.8
Points/game	15.9
FG Pct	54.5
3FG Pct	27.8
FT Pct	66.7
Rebounds/game	3.4
Assists/game	3.6
Turnovers/game	2.2
Assist/turnover ratio	1.6
Steals/game	1.2
Blocks/game	0.3

## SEASON HIGHS

Points	21, twice, last vs. Michigan St. (11/15/16)
FG Made	9, vs. CANISIUS (11/13/16)
FG Attempts	18, vs. Michigan St. (11/15/16)
3FG Made	2, vs. Arizona St. (11/28/16)
3FG Attempts	5, vs. UCLA (12/03/16)
FT Made	5, twice, last vs. DUQUESNE (11/20/16)
FT Attempts	7, twice, last vs. UCLA (12/03/16)
Rebounds	7, vs. North Carolina (12/17/16)
Assists	7, vs. Arizona St. (11/28/16)
Steals	4, vs. DUQUESNE (11/20/16)
Blocks	.1, three times, last vs. North Carolina (11/17/16)
Minutes	38, vs. North Carolina (12/17/16)

## CAREER HIGHS

Points	21, twice, last vs. Michigan St. (11/15/16)
FG Made	9, vs. CANISIUS (11/13/16)
FG Attempts	18, vs. Michigan St. (11/15/16)
3FG Made	2, vs. Arizona St. (11/28/16)
3FG Attempts	5, vs. UCLA (12/03/16)
FT Made	6, at Kansas (1/30/16)
FT Attempts	12, at Kansas (1/30/16)
Rebounds	12, vs. NJIT (11/14/15)
Assists	7, three times, last vs. Arizona St (11/28/16)
Steals	4, twice, last vs. DUQUESNE (11/20/16)
Blocks	.1, eight times, last vs. North Carolina (11/17/16)
Minutes	41, twice, last vs. Texas A&M (3/13/16)

## GAME-BY-GAME

Opponent	Date	gs	min	Total		3-Pointers		Free throws		Rebounds			pf	a	t/o	blk	stl	pts	avg		
				fg-fga	pct	3fg-fga	pct	ft-fa	pct	off	def	tot								avg	
STEPHEN F. AUSTIN	11/11/16	*	31	6-11	.545	1-3	.333	4-7	.571	0	1	1	1.0	2	1	4	0	1	17	17.0	
CANISIUS	11/13/16	*	32	9-13	.692	0-0	.000	3-4	.750	0	5	5	3.0	3	2	1	1	0	21	19.0	
vs #13/13 Michigan State	11/15/16	*	35	8-18	.444	0-3	.000	5-5	1.000	2	2	4	3.3	1	2	1	0	1	21	19.7	
DUQUESNE	11/20/16	*	17	4-10	.400	0-1	.000	5-6	.833	0	3	3	3.3	0	5	3	1	4	13	18.0	
CLEVELAND STATE	11/23/16	dnp	-	-	-	-	-	-	-	-	-	-	-	-	-	-	-	-	-	-	
UT-MARTIN	11/25/16	dnp	-	-	-	-	-	-	-	-	-	-	-	-	-	-	-	-	-	-	
vs Arizona State	11/28/16	*	25	7-9	.778	2-2	1.000	4-6	.667	1	3	4	3.4	3	7	1	0	3	20	18.4	
#11/9 UCLA	12/03/16	*	34	4-14	.286	0-5	.000	4-7	.571	1	3	4	3.5	4	3	3	0	0	12	17.3	
VALPO	12/07/16	*	24	4-7	.571	0-1	.000	2-3	.667	0	1	1	3.1	2	2	3	0	2	10	16.3	
vs Hofstra	12/11/16	*	32	8-11	.727	1-2	.500	2-5	.400	1	1	2	3.0	3	6	3	0	0	19	16.6	
vs #7/6 North Carolina	12/17/16	*	38	4-6	.667	1-1	1.000	1-2	.500	3	4	7	3.4	4	4	1	1	0	10	15.9	
Totals			9	268	54-99	.545	5-18	.278	30-45	.667	8	23	31	3.4	22	32	20	3	11	143	15.9

## SUPERLATIVES

Season Stats		Career Stats	
10+ points	9	10+ points	28
20+ points	3	20+ points	4
3+ assists	5	3+ assists	25
3+ steals	2	3+ steals	4
10+ rebounds	-	10+ rebounds	3
Double-doubles	-	Double-doubles	2
Dunks	1	Dunks	2

## CAREER STATS

Year	GP-GS	Min-Avg	FG-FGA	Pct	3FG-FGA	Pct	FT-FTA	Pct	Off-Def-Tot-Avg	PF-FO	Ast	TO	Blk	Stl	Pts	Avg
2015-16	34-33	1094-32.2	132-301	.439	5-37	.135	57-124	.460	49-132-181-5.3	96-2	107	66	5	35	326	9.6
2016-17	9-9	268-29.8	54-99	.545	5-18	.278	30-45	.667	8-23-31-3.4	22-0	32	20	3	11	143	15.9
TOTAL	43-42	1362-31.7	186-400	.465	10-55	.182	87-169	.515	57-155-212-4.9	118-2	139	86	8	46	469	10.9



# TAI WYNYARD

# 14

RS Freshman • Forward • 6-10 • Auckland, New Zealand  
Rangitoto College • Undergraduate Studies

## BIO BLAST

- Missed the Valpo and Hofstra games due to a death in his family
- Scored two points with a rebound and a block in three minutes vs. Arizona State
- Efficient in his four minutes against Cleveland State, scoring four points and grabbing three rebounds
- Made the first basket of his career against Duquesne
- Suffered a facial fracture to his left cheek in a preseason practice and missed part of preseason
- Redshirted after enrolling midyear during the 2015-16 season
- Played for the New Zealand National Team in the FIBA 3-on-3 World Championships for a second straight year this summer
- Was the most valuable player in the 3-on-3 tournament in 2015 when he lead New Zealand to a gold medal
- Was the youngest player to ever make the New Zealand National Team roster
- His father is a world-champion lumberjack who owns more than 150 individual world titles. Tai like his father, also enjoys competing in lumberjack competitions

## SEASON AVERAGES

Games played	7
Minutes/game	2.9
Points/game	1.1
FG Pct	80.0
3FG Pct	
FT Pct	0.0
Rebounds/game	1.3
Assists/game	0.1
Turnovers/game	0.1
Assist/turnover ratio	1.0
Steals/game	
Blocks/game	0.1

## SEASON HIGHS

Points	4, vs. CLEVELAND ST. (11/23/16)
FG Made	2, vs. CLEVELAND ST. (11/23/16)
FG Attempts	2, vs. CLEVELAND ST. (11/23/16)
3FG Made	
3FG Attempts	
FT Made	
FT Attempts	1, vs. CLEVELAND ST. (11/23/16)
Rebounds	3, vs. CLEVELAND ST. (11/23/16)
Assists	1, vs. UT MARTIN (11/25/16)
Steals	
Blocks	1, vs. Arizona St. (11/28/16)
Minutes	4, vs. CLEVELAND ST. (11/23/16)

## CAREER HIGHS

Points	4, vs. CLEVELAND ST. (11/23/16)
FG Made	2, vs. CLEVELAND ST. (11/23/16)
FG Attempts	2, vs. CLEVELAND ST. (11/23/16)
3FG Made	
3FG Attempts	
FT Made	
FT Attempts	1, vs. CLEVELAND ST. (11/23/16)
Rebounds	3, vs. CLEVELAND ST. (11/23/16)
Assists	1, vs. UT MARTIN (11/25/16)
Steals	
Blocks	1, vs. Arizona St. (11/28/16)
Minutes	4, vs. CLEVELAND ST. (11/23/16)

## GAME-BY-GAME

Opponent	Date	gs	min	Total		3-Pointers		Free Throws		Rebounds				pf	a	t/o	blk	stl	pts	avg
				fg	fga	fga	pct	ft	fta	pct	off	def	tot							
STEPHEN F. AUSTIN	11/11/16	2	0-0	.000	0-0	.000	0-0	.000	0	0	0	0.0	1	0	0	0	0	0	0.0	
CANISIUS	11/13/16	3	0-0	.000	0-0	.000	0-0	.000	0	1	1	0.5	0	0	1	0	0	0	0.0	
vs #13/13 Michigan State	11/15/16	2	0-0	.000	0-0	.000	0-0	.000	0	2	2	1.0	0	0	0	0	0	0	0.0	
DUQUESNE	11/20/16	3	1-1	1.000	0-0	.000	0-0	.000	0	0	0	0.8	1	0	0	0	0	2	0.5	
CLEVELAND STATE	11/23/16	4	2-2	1.000	0-0	.000	0-1	.000	1	2	3	1.2	0	0	0	0	0	4	1.2	
UT-MARTIN	11/25/16	3	0-1	.000	0-0	.000	0-0	.000	1	1	2	1.3	0	1	0	0	0	0	1.0	
vs Arizona State	11/28/16	3	1-1	1.000	0-0	.000	0-0	.000	1	0	1	1.3	0	0	0	1	0	2	1.1	
#11/9 UCLA	12/03/16	dnp	-	-	-	-	-	-	-	-	-	-	-	-	-	-	-	-	-	
VALPO	12/07/16	dnp	-	-	-	-	-	-	-	-	-	-	-	-	-	-	-	-	-	
vs Hofstra	12/11/16	dnp	-	-	-	-	-	-	-	-	-	-	-	-	-	-	-	-	-	
vs #7/6 North Carolina	12/17/16	dnp	-	-	-	-	-	-	-	-	-	-	-	-	-	-	-	-	-	
Totals		0	20	4-5	.800	0-0	.000	0-1	.000	3	6	9	1.3	2	1	1	1	0	8	1.1

## SUPERLATIVES

Season Stats	Career Stats
10+ points	-
20+ points	-
3+ blocks	-
3+ steals	-
10+ rebounds	-
Double-doubles	-
Dunks	-

## CAREER STATS

Year	GP-GS	Min-Avg	FG-FGA	Pct	3FG-FGA	Pct	FT-FTA	Pct	Off-Def-Tot-Avg	PF-FO	Ast	TO	Blk	Stl	Pts	Avg
2016-17	7-0	20-2.9	4-5	.800	0-0	.000	0-1	.000	3-6-9-1.3	2-0	1	1	1	0	8	1.1
TOTAL	7-0	20-2.9	4-5	.800	0-0	.000	0-1	.000	3-6-9-1.3	2-0	1	1	1	0	8	1.1



# ISAAC HUMPHRIES

# 15

Sophomore • Forward • 7-0 • Sydney, Australia  
La Lumiere School • Communication

## BIO BLAST

- Has 13 total blocks for the year
- Pulled down at least two rebounds in every game this season
- Just missed out on his first career double-double with a career-high-tying nine points and nine rebounds in 11 minutes against Cleveland State
- Had nine points and a team-high eight rebounds against Stephen F. Austin
- Added a team-high and career-best three steals and led UK with three blocks vs. SFA
- Appeared in 22 games as a freshman and made one start
- Had a breakout game at Texas A&M with six points and a career-best 12 points
- Spent the offseason completely transforming his body and is down almost 15 pounds from when he reported as a freshman
- SEC Academic Honor roll member
- Attended a performing arts school while growing up in Australia

## SEASON AVERAGES

Games played	11
Minutes/game	11.8
Points/game	3.9
FG Pct	46.3
3FG Pct	
FT Pct	50.0
Rebounds/game	4.4
Assists/game	0.5
Turnovers/game	0.6
Assist/turnover ratio	0.9
Steals/game	0.5
Blocks/game	1.2

## SEASON HIGHS

Points..... 9, twice, last vs. CLEVELAND ST. (11/23/16)  
 FG Made ..... 4, twice, last vs. CLEVELAND ST. (11/23/16)  
 FG Attempts ..... 8, vs. SFA (11/11/16)  
 3FG Made .....  
 3FG Attempts .....  
 FT Made..... 1, five times, last vs. Hofstra (12/11/16)  
 FT Attempts..... 4, vs. Hofstra (12/11/16)  
 Rebounds .....9, vs. CLEVELAND ST. (11/23/16)  
 Assists..... 2, vs. UCLA (12/03/16)  
 Steals ..... 3, vs. SFA (11/11/16)  
 Blocks ..... 3, vs. SFA (11/11/16)  
 Minutes .....20, vs. North Carolina (12/17/16)

## CAREER HIGHS

Points..... 9, twice, last vs. CLEVELAND ST. (11/23/16)  
 FG Made ..... 4, twice, last vs. CLEVELAND ST. (11/23/16)  
 FG Attempts ..... 8, vs. SFA (11/11/16)  
 3FG Made .....  
 3FG Attempts .....  
 FT Made..... 4, vs. ALBANY (11/13/15)  
 FT Attempts..... 4, three times, last vs. Hofstra (12/11/16)  
 Rebounds ..... 12, at Texas A&M (2/20/16)  
 Assists..... 2, vs. UCLA (12/03/16)  
 Steals ..... 3, vs. SFA (11/11/16)  
 Blocks ..... 4, vs. GEORGIA (2/9/16)  
 Minutes ..... 27, at UCLA (12/3/15)

## GAME-BY-GAME

Opponent	Date	gs	min	Total		3-Pointers		Free throws		Rebounds				pf	a	t/o	blk	stl	pts	avg
				fg-fga	pct	3fg-fga	pct	ft-fa	pct	off	def	tot	avg							
STEPHEN F. AUSTIN	11/11/16	19	4-8	.500	0-0	.000	1-2	.500	4	4	8	8.0	0	1	1	3	3	9	9.0	
CANISIUS	11/13/16	7	3-4	.750	0-0	.000	0-0	.000	3	1	4	6.0	3	0	1	0	0	6	7.5	
vs #13/13 Michigan State	11/15/16	13	0-3	.000	0-0	.000	0-0	.000	1	4	5	5.7	2	1	1	1	2	0	5.0	
DUQUESNE	11/20/16	10	1-2	.500	0-0	.000	0-0	.000	1	2	3	5.0	1	0	0	0	0	2	4.3	
CLEVELAND STATE	11/23/16	11	4-6	.667	0-0	.000	1-1	1.000	5	4	9	5.8	3	1	2	0	0	9	5.2	
UT-MARTIN	11/25/16	12	3-5	.600	0-0	.000	1-1	1.000	2	1	3	5.3	2	0	0	2	0	7	5.5	
vs Arizona State	11/28/16	8	1-2	.500	0-0	.000	1-2	.500	3	0	3	5.0	1	0	0	2	0	3	5.1	
#11/9 UCLA	12/03/16	8	0-2	.000	0-0	.000	0-0	.000	2	0	2	4.6	2	2	0	2	1	0	4.5	
VALPO	12/07/16	9	1-2	.500	0-0	.000	0-0	.000	1	2	3	4.4	3	0	1	1	0	2	4.2	
vs Hofstra	12/11/16	13	1-4	.250	0-0	.000	1-4	.250	1	2	3	4.3	2	1	0	2	0	3	4.1	
vs #7/6 North Carolina	12/17/16	20	1-3	.333	0-0	.000	0-1	.000	2	3	5	4.4	3	0	1	0	0	2	3.9	
Totals		0	130	19-41	.463	0-0	.000	5-11	.455	25	23	48	4.4	22	6	7	13	6	43	3.9

## SUPERLATIVES

Season Stats	Career Stats
10+ points	-
20+ points	-
3+ blocks	2
3+ steals	1
10+ rebounds	1
Double-doubles	-
Dunks	2

## CAREER STATS

Year	GP-GS	Min-Avg	FG-FGA	Pct	3FG-FGA	Pct	FT-FTA	Pct	Off-Def-Tot-Avg	PF-FO	Ast	TO	Blk	Stl	Pts	Avg
2015-16	23-1	210-9.1	16-41	.390	0-0	.000	11-15	.733	20-36-56-2.4	46-2	2	10	16	2	43	1.9
2016-17	11-0	130-11.8	19-41	.463	0-0	.000	5-11	.455	25-23-48-4.4	22-0	6	7	13	6	43	3.9
TOTAL	34-1	340-10.0	35-82	.427	0-0	.000	16-26	.615	45-59-104-3.1	68-2	8	17	29	8	86	2.5





# BRAD CALIPARI

# 20

Freshman • Guard • 6-0 • Franklin Lakes, N.J.  
MacDuffie School • Business-Marketing

## BIO BLAST

- Has made a 3-pointer in two of his last three appearances
- Played a career-high eight minutes vs. Cleveland State and registered his first career block
- Made his UK debut in the final two minutes of the Stephen F. Austin game
- Scored his first career points -- two free throws -- vs. Canisius
- Had five points and a rebound in the exhibition win over Asbury
- Scored six points off a pair of 3-pointers in the exhibition win vs. Clarion
- Played 35 minutes and scored three points in the Blue-White Game
- Spent the last two seasons at MacDuffie after starting his high school career at Lexington Christian Academy
- Developed into a sharpshooter during his final season at MacDuffie, where he shot a team-high 47 percent from behind the 3-point line
- Averaged 15.3 points, 3.6 assists and 2.6 rebounds per game as a senior
- Finished his career as a 1,000-point scorer
- Aspires to be a coach one day

## SEASON AVERAGES

Games played	9
Minutes/game	3.7
Points/game	0.9
FG Pct	16.7
3FG Pct	18.2
FT Pct	40.0
Rebounds/game	0.2
Assists/game	0.1
Turnovers/game	0.2
Assist/turnover ratio	0.5
Blocks/game	0.1

## SEASON HIGHS

Points	3, twice, last vs. VALPO (12/07/16)
FG Made	1, twice, last vs. VALPO (12/07/16)
FG Attempts	3, vs. Arizona St. (11/28/16)
FG Made	1, twice, last vs. VALPO (12/07/16)
3FG Attempts	3, vs. CLEVELAND ST. (11/23/16)
FT Made	2, vs. CANISIUS (11/13/16)
FT Attempts	3, vs. CANISIUS (11/13/16)
Rebounds	1, twice, last vs. Arizona St. (11/28/16)
Assists	1, vs. Arizona St. (11/28/16)
Steals	
Blocks	1, vs. CLEVELAND ST. (11/23/16)
Minutes	8, vs. CLEVELAND ST. (11/23/16)

## CAREER HIGHS

Points	3, twice, last vs. VALPO (12/07/16)
FG Made	1, twice, last vs. VALPO (12/07/16)
FG Attempts	3, vs. Arizona St. (11/28/16)
FG Made	1, twice, last vs. VALPO (12/07/16)
3FG Attempts	3, vs. CLEVELAND ST. (11/23/16)
FT Made	2, vs. CANISIUS (11/13/16)
FT Attempts	3, vs. CANISIUS (11/13/16)
Rebounds	1, twice, last vs. Arizona St. (11/28/16)
Assists	1, vs. Arizona St. (11/28/16)
Steals	
Blocks	1, vs. CLEVELAND ST. (11/23/16)
Minutes	8, vs. CLEVELAND ST. (11/23/16)

## GAME-BY-GAME

Opponent	Date	gs	min	Total		3-Pointers		Free Throws		Rebounds				pf	a	t/o	blk	stl	pts	avg
				fg	fga	fga	pct	ft	fta	off	def	tot	avg							
STEPHEN F. AUSTIN	11/11/16	2	0-0	.000	0-0	.000	0-0	.000	0	0	0	0	0	0	0	0	0	0	0	0.0
CANISIUS	11/13/16	3	0-0	.000	0-0	.000	2-3	.667	0	0	0	0	0	0	1	0	0	0	2	1.0
vs #13/13 Michigan State	11/15/16	2	0-1	.000	0-1	.000	0-0	.000	0	0	0	0	0	0	0	0	0	0	0	0.7
DUQUESNE	11/20/16	3	0-0	.000	0-0	.000	0-0	.000	0	1	1	0	0	0	0	0	0	0	0	0.5
CLEVELAND STATE	11/23/16	8	0-3	.000	0-3	.000	0-0	.000	0	0	0	0	0	2	0	1	1	0	0	0.4
UT-MARTIN	11/25/16	5	0-2	.000	0-2	.000	0-2	.000	0	0	0	0	0	2	1	0	0	0	0	0.3
vs Arizona State	11/28/16	4	1-3	.333	1-2	.500	0-0	.000	0	1	1	0	0	3	0	0	0	0	3	0.7
#11/9 UCLA	12/03/16	dnp	-	-	-	-	-	-	-	-	-	-	-	-	-	-	-	-	-	-
VALPO	12/07/16	3	1-2	.500	1-2	.500	0-0	.000	0	0	0	0	0	3	0	0	0	0	3	1.0
vs Hofstra	12/11/16	3	0-1	.000	0-1	.000	0-0	.000	0	0	0	0	0	2	2	0	0	0	0	0.9
vs #7/6 North Carolina	12/17/16	dnp	-	-	-	-	-	-	-	-	-	-	-	-	-	-	-	-	-	-
Totals		0	33	2-12	.167	2-11	.182	2-5	.400	0	2	2	0.2	3	1	2	1	0	8	0.9

## SUPERLATIVES

Season Stats		Career Stats	
10+ points	-	10+ points	-
20+ points	-	20+ points	-
3+ assists	-	3+ assists	-
3+ steals	-	3+ steals	-
10+ rebounds	-	10+ rebounds	-
Double-doubles	-	Double-doubles	-
Dunks	-	Dunks	-

## CAREER STATS

Year	GP-GS	Min-Avg	FG-FGA	Pct	3FG-FGA	Pct	FT-FTA	Pct	Off-Def-Tot-Avg	PF-FO	Ast	TO	Blk	Stl	Pts	Avg
2016-17	9-0	33-3.7	2-12	.167	2-11	.182	2-5	.400	0-2-2-0.2	3-0	1	2	1	0	8	0.9
<b>TOTAL</b>	<b>9-0</b>	<b>33-3.7</b>	<b>2-12</b>	<b>.167</b>	<b>2-11</b>	<b>.182</b>	<b>2-5</b>	<b>.400</b>	<b>0-2-2-0.2</b>	<b>3-0</b>	<b>1</b>	<b>2</b>	<b>1</b>	<b>0</b>	<b>8</b>	<b>0.9</b>



# DOMINIQUE HAWKINS

# 25

Senior • Guard • 6-0 • Richmond, Ky.  
Madison Central • Communication

## BIO BLAST

- Had a career game against Louisville last season with 13 points and three 3-pointers. Prior to that game he had never made more than one 3 in a game
- Boasts a 10.3 assist-to-turnover ratio
- Has posted 31 assists (already a single-season career high) with just three turnovers
- Posted five or more points in five straight games prior to the UNC game when he was held scoreless
- Scored seven points and added three rebounds and three assists vs. Arizona State
- Registered a career-high nine assists in a career-high 32 minutes against UT Martin
- Had four assists and three rebounds in a win over Duquesne
- Dished out three assists in 17 minutes against Stephen F. Austin
- Appeared in a team-high 94 career games with 11 starts
- Set career highs in points, field-goal percentage, free throws made, 3-point field goals made and blocks as a junior
- SEC Academic Honor Roll member in 2016
- Interned with the University Campus PR department this summer

## SEASON AVERAGES

Games played	11
Minutes/game	16.8
Points/game	3.4
FG Pct	33.3
3FG Pct	29.4
FT Pct	83.3
Rebounds/game	1.9
Assists/game	2.8
Turnovers/game	0.3
Assist/turnover ratio	10.3
Steals/game	0.6
Blocks/game	0.6

## SEASON HIGHS

Points	7, vs. Arizona St. (11/28/16)
FG Made	2, three times, last vs. VALPO (12/07/16)
FG Attempts	5, four times, last vs. VALPO (12/07/16)
3FG Made	2, vs. VALPO (12/07/16)
3FG Attempts	3, twice, last vs. VALPO (12/07/16)
FT Made	4, vs. UT MARTIN (11/25/16)
FT Attempts	4, vs. UT MARTIN (11/25/16)
Rebounds	4, vs. UT MARTIN (11/25/16)
Assists	9, vs. UT MARTIN (11/25/16)
Steals	2, vs. CANISIUS (11/13/16)
Blocks	
Minutes	32, vs. UT MARTIN (11/25/16)

## CAREER HIGHS

Points	13, vs. LOUISVILLE (12/26/15)
FG Made	3, three times, last vs. Alabama (3/11/16)
FG Attempts	8, vs. MONTANA ST. (11/23/14)
3FG Made	3, vs. LOUISVILLE (12/26/15)
3FG Attempts	4, vs. LOUISVILLE (12/26/15)
FT Made	5, vs. ILLINOIS ST. (11/30/15)
FT Attempts	7, vs. ILLINOIS ST. (11/30/15)
Rebounds	4, three times, last vs. UT MARTIN (11/25/16)
Assists	9, vs. UT MARTIN (11/25/16)
Steals	2, three times, last vs. CANISIUS (11/13/16)
Blocks	1, five times, last at Florida (3/1/16)
Minutes	32, vs. UT MARTIN (11/25/16)

## GAME-BY-GAME

Opponent	Date	gs	min	Total		3-Pointers		Free throws		Rebounds				pf	a	t/o	blk	stl	pts	avg
				fg	pct	fg	pct	ft	pct	off	def	tot	avg							
STEPHEN F. AUSTIN	11/11/16	17		0-1	.000	0-0	.000	1-2	.500	0	0	0	0.0	2	3	1	0	0	1	1.0
CANISIUS	11/13/16	15		1-2	.500	0-1	.000	0-0	.000	1	0	1	0.5	3	1	0	0	2	2	1.5
vs #13/13 Michigan State	11/15/16	13		1-3	.333	0-2	.000	1-2	.500	1	1	2	1.0	1	2	0	0	1	3	2.0
DUQUESNE	11/20/16	20		1-5	.200	0-2	.000	0-0	.000	2	1	3	1.5	1	4	0	0	2	2.0	
CLEVELAND STATE	11/23/16	*	6	0-0	.000	0-0	.000	0-0	.000	0	1	1	1.4	1	0	0	0	1	0	1.6
UT-MARTIN	11/25/16	*	32	1-5	.200	0-2	.000	4-4	1.000	2	2	4	1.8	0	9	1	0	1	6	2.3
vs Arizona State	11/28/16	17		2-5	.400	1-3	.333	2-2	1.000	0	3	3	2.0	1	3	0	0	0	7	3.0
#11/9 UCLA	12/03/16	16		2-4	.500	1-2	.500	0-0	.000	0	1	1	1.9	2	0	0	0	0	5	3.3
VALPO	12/07/16	26		2-5	.400	2-3	.667	0-0	.000	2	1	3	2.0	1	4	1	0	1	6	3.6
vs Hofstra	12/11/16	14		1-3	.333	1-2	.500	2-2	1.000	1	0	1	1.9	4	3	0	0	1	5	3.7
vs #7/6 North Carolina	12/17/16	9		0-0	.000	0-0	.000	0-0	.000	0	2	2	1.9	2	2	0	0	0	0	3.4
Totals		2	185	11-33	.333	5-17	.294	10-12	.833	9	12	21	1.9	18	31	3	0	7	37	3.4

## SUPERLATIVES

Season Stats	Career Stats
10+ points	-
20+ points	-
3+ assists	6
3+ steals	-
10+ rebounds	-
Double-doubles	-
Dunks	1
10+ points	1
20+ points	-
3+ assists	10
3+ steals	-
10+ rebounds	-
Double-doubles	-
Dunks	3

## CAREER STATS

Year	GP-GS	Min-Avg	FG-FGA	Pct	3FG-FGA	Pct	FT-FTA	Pct	Off-Def-Tot-Avg	PF-FO	Ast	TO	Blk	Stl	Pts	Avg
2013-14	33-0	283-8.6	9-31	.290	2-16	.125	5-13	.385	7-16-23-0.7	37-0	12	6	1	4	25	0.8
2014-15	23-9	163-7.1	10-35	.286	5-21	.238	4-10	.400	3-13-16-0.7	14-0	14	5	1	7	29	1.3
2015-16	27-0	249-9.2	17-46	.370	8-29	.276	19-25	.760	13-9-22-0.8	30-0	13	6	3	6	61	2.3
2016-17	11-2	185-16.8	11-33	.333	5-17	.294	10-12	.833	9-12-21-1.9	18-0	31	3	0	7	37	3.4
TOTAL	94-11	880-9.4	47-145	.324	20-83	.241	38-60	.633	32-50-82-0.9	99-0	70	20	5	24	152	1.6



# DILLON PULLIAM

# 30

RS Sophomore • Guard • 6-3 • Cynthiana, Ky.  
Transylvania University • Computer Engineering

## BIO BLAST

- Logged a rebound and an assist in the win over Duquesne
- Made his UK debut playing the final two minutes of the Canisius game
- Sat out the 2015-16 season due to NCAA transfer rules
- Played his freshman season at Transylvania University where he averaged 4.8 points and 3.4 rebounds per game
- SEC Academic Honor Roll member
- Took a mission trip to Belize this summer with Sports Reach

## SEASON AVERAGES

Games played	4
Minutes/game	1.5
Points/game	0.0
FG Pct.	0.0
3FG Pct.	
FT Pct.	
Rebounds/game	0.3
Assists/game	0.3
Turnovers/game	0.3
Assist/turnover ratio	1.0
Steals/game	
Blocks/game	

## SEASON HIGHS

Points	
FG Made	
FG Attempts	1, vs. Arizona St. (11/28/16)
3FG Made	
3FG Attempts	
FT Made	
FT Attempts	
Rebounds	1, vs. DUQUESNE (11/20/16)
Assists	1, vs. DUQUESNE (11/20/16)
Steals	
Blocks	
Minutes	2, twice, last vs. DUQUESNE (11/20/16)

## CAREER HIGHS

Points	
FG Made	
FG Attempts	1, vs. Arizona St. (11/28/16)
3FG Made	
3FG Attempts	
FT Made	
FT Attempts	
Rebounds	1, vs. DUQUESNE (11/20/16)
Assists	1, vs. DUQUESNE (11/20/16)
Steals	
Blocks	
Minutes	2, twice, last vs. DUQUESNE (11/20/16)

## GAME-BY-GAME

Opponent	Date	gs	min	Total		3-Pointers		Free throws		Rebounds				pf	a	t/o	blk	stl	pts	avg	
				fg	fga	pct	fg	fga	pct	ft	fta	pct	off								def
STEPHEN F. AUSTIN	11/11/16	dnp	-	-	-	-	-	-	-	-	-	-	-	-	-	-	-	-	-	-	
CANISIUS	11/13/16	2	0-0	.000	0-0	.000	0-0	.000	0-0	.000	0	0	0	0.0	0	0	0	0	0	0.0	
vs #13/13 Michigan State	11/15/16	dnp	-	-	-	-	-	-	-	-	-	-	-	-	-	-	-	-	-	-	
DUQUESNE	11/20/16	2	0-0	.000	0-0	.000	0-0	.000	0-0	.000	0	1	1	0.5	0	1	1	0	0	0.0	
CLEVELAND STATE	11/23/16	dnp	-	-	-	-	-	-	-	-	-	-	-	-	-	-	-	-	-	-	
UT-MARTIN	11/25/16	1	0-0	.000	0-0	.000	0-0	.000	0-0	.000	0	0	0	0.3	0	0	0	0	0	0.0	
vs Arizona State	11/28/16	1	0-1	.000	0-0	.000	0-0	.000	0-0	.000	0	0	0	0.3	0	0	0	0	0	0.0	
#11/9 UCLA	12/03/16	dnp	-	-	-	-	-	-	-	-	-	-	-	-	-	-	-	-	-	-	
VALPO	12/07/16	dnp	-	-	-	-	-	-	-	-	-	-	-	-	-	-	-	-	-	-	
vs Hofstra	12/11/16	dnp	-	-	-	-	-	-	-	-	-	-	-	-	-	-	-	-	-	-	
vs #7/6 North Carolina	12/17/16	dnp	-	-	-	-	-	-	-	-	-	-	-	-	-	-	-	-	-	-	
Totals		0	6	0-1	.000	0-0	.000	0-0	.000	0-0	.000	0	1	1	0.3	0	1	1	0	0	0.0

## SUPERLATIVES

Season Stats		Career Stats	
10+ points	-	10+ points	-
20+ points	-	20+ points	-
3+ assists	-	3+ assists	-
3+ steals	-	3+ steals	-
10+ rebounds	-	10+ rebounds	-
Double-doubles	-	Double-doubles	-
Dunks	-	Dunks	-

## CAREER STATS

Year	GP-GS	Min-Avg	FG-FGA	Pct	3FG-FGA	Pct	FT-FTA	Pct	Off-Def-Tot-Avg	PF-FO	Ast	TO	Blk	Stl	Pts	Avg
2016-17	4-0	6-1.5	0-1	.000	0-0	.000	0-0	.000	0-1-1-0.3	0-0	1	1	0	0	0	0.0
<b>TOTAL</b>	<b>4-0</b>	<b>6-1.5</b>	<b>0-1</b>	<b>.000</b>	<b>0-0</b>	<b>.000</b>	<b>0-0</b>	<b>.000</b>	<b>0-1-1-0.3</b>	<b>0-0</b>	<b>1</b>	<b>1</b>	<b>0</b>	<b>0</b>	<b>0</b>	<b>0.0</b>



# WENYEN GABRIEL

# 32

Freshman • Forward • 6-9 • Manchester, N.H.  
Wilbraham & Monson Academy • Undergraduate Studies

## BIO BLAST

- Totaled 10 points, seven rebounds, four assists and two blocks vs. Arizona State
- Has grabbed at least four rebounds in nine straight games
- Blocked a career-high three shots against Valpo
- Did a little bit of everything in the win against Cleveland State, recording his first career double-double with 10 points and 10 rebounds in addition to six assists
- Had a strong performance vs. Michigan State bringing energy off the bench with three steals, two assists, a block, a dunk in addition to going two of two from the line
- Scored 10 points in 18 minutes off the bench in his UK debut
- Knocked down his first career 3 against Canisius to extend UK's made 3 streak to 977 games
- After scoring nine points vs. Clarion, Clarion's head coach said of Gabriel: " I love that kid. That kid, he might be the best one of them all"
- Averaged 22.0 points, 14.0 rebounds, 7.0 blocks and 6.3 assists as a senior at Wilbraham & Monson Academy
- Named to the Naismith All-America Third Team as a high school senior
- Born in Khartoum, Sudan

## SEASON AVERAGES

Games played	11
Minutes/game	20.5
Points/game	6.5
FG Pct	51.9
3FG Pct	20.0
FT Pct	77.8
Rebounds/game	5.8
Assists/game	1.4
Turnovers/game	1.1
Assist/turnover ratio	1.3
Steals/game	0.5
Blocks/game	0.8

## SEASON HIGHS

Points	15, vs. UT MARTIN (11/25/16)
FG Made	5, twice, last vs. Arizona St. (11/28/16)
FG Attempts	11, vs. Arizona St. (11/28/16)
3FG Made	1, three times, last vs. UT MARTIN (11/25/16)
3FG Attempts	3, twice, last vs. CLEVELAND ST. (11/23/16)
FT Made	6, vs. UT MARTIN (11/25/16)
FT Attempts	6, vs. UT MARTIN (11/25/16)
Rebounds	10, vs. CLEVELAND ST. (11/23/16)
Assists	6, vs. CLEVELAND ST. (11/23/16)
Steals	3, vs. Michigan St. (11/15/16)
Blocks	3, vs. VALPO (12/07/16)
Minutes	28, vs. UT MARTIN (11/25/16)

## CAREER HIGHS

Points	15, vs. UT MARTIN (11/25/16)
FG Made	5, twice, last vs. Arizona St. (11/28/16)
FG Attempts	11, vs. Arizona St. (11/28/16)
3FG Made	1, three times, last vs. UT MARTIN (11/25/16)
3FG Attempts	3, twice, last vs. CLEVELAND ST. (11/23/16)
FT Made	6, vs. UT MARTIN (11/25/16)
FT Attempts	6, vs. UT MARTIN (11/25/16)
Rebounds	10, vs. CLEVELAND ST. (11/23/16)
Assists	6, vs. CLEVELAND ST. (11/23/16)
Steals	3, vs. Michigan St. (11/15/16)
Blocks	3, vs. VALPO (12/07/16)
Minutes	28, vs. UT MARTIN (11/25/16)

## GAME-BY-GAME

Opponent	Date	qs	min	Total		3-Pointers		Free throws		Rebounds			pf	a	t/o	blk	stl	pts	avg	
				fg	fga	pct	3fg	3fga	pct	ft	fta	pct								off
STEPHEN F. AUSTIN	11/11/16	18	5-6	.833	0-1	.000	0-1	.000	0	2	2	2.0	2	0	0	0	2	10	10.0	
CANISIUS	11/13/16	17	1-4	.250	1-3	.333	0-0	.000	2	1	3	2.5	3	0	0	0	3	6.5		
vs #13/13 Michigan State	11/15/16	24	1-2	.500	0-1	.000	2-2	1.000	3	3	6	3.7	3	2	0	1	3	4	5.7	
DUQUESNE	11/20/16	* 22	3-5	.600	0-1	.000	2-2	1.000	3	3	6	4.3	2	0	1	1	0	8	6.3	
CLEVELAND STATE	11/23/16	26	4-8	.500	1-3	.333	1-3	.333	4	6	10	5.4	4	6	1	1	0	10	7.0	
UT-MARTIN	11/25/16	* 28	4-6	.667	1-1	1.000	6-6	1.000	2	4	6	5.5	4	1	2	0	0	15	8.3	
vs Arizona State	11/28/16	* 20	5-11	.455	0-1	.000	0-0	.000	3	4	7	5.7	2	4	1	2	0	10	8.6	
#11/9 UCLA	12/03/16	* 17	1-2	.500	0-1	.000	0-0	.000	5	3	8	6.0	1	0	2	0	0	2	7.8	
VALPO	12/07/16	* 19	1-3	.333	0-1	.000	1-1	1.000	1	5	6	6.0	4	1	2	3	0	3	7.2	
vs Hofstra	12/11/16	13	1-2	.500	0-1	.000	0-0	.000	1	3	4	5.8	3	1	1	0	0	2	6.7	
vs #7/6 North Carolina	12/17/16	* 21	1-3	.333	0-1	.000	2-3	.667	3	3	6	5.8	3	0	2	1	0	4	6.5	
Totals		6	225	27-52	.519	3-15	.200	14-18	.778	27	37	64	5.8	31	15	12	9	5	71	6.5

## SUPERLATIVES

Season Stats		Career Stats	
10+ points	4	10+ points	4
20+ points	-	20+ points	-
3+ blocks	1	3+ blocks	1
3+ steals	1	3+ steals	1
10+ rebounds	1	10+ rebounds	1
Double-doubles	1	Double-doubles	1
Dunks	4	Dunks	4

## CAREER STATS

Year	GP-GS	Min-Avg	FG-FGA	Pct	3FG-FGA	Pct	FT-FTA	Pct	Off-Def-Tot-Avg	PF-FO	Ast	TO	Blk	Stl	Pts	Avg
2016-17	11-6	225-20.5	27-52	.519	3-15	.200	14-18	.778	27-37-64-5.8	31-0	15	12	9	5	71	6.5
TOTAL	11-6	225-20.5	27-52	.519	3-15	.200	14-18	.778	27-37-64-5.8	31-0	15	12	9	5	71	6.5





# DEREK WILLIS

# 35

Senior • Forward • 6-9 • Mt. Washington, Ky.  
Bullitt East • Communication

## BIO BLAST

- Scored in double figures in three of his last five games
- Contributed eight points, a team-high eight rebounds and two steals vs. Hofstra
- In an all-around effort, he registered 11 points, six rebounds, an assist, a block and a steal vs. Arizona State
- A late addition to the UK starting lineup against Stephen F. Austin, he scored 15 points on 5 of 7 from the field with five rebounds, three blocks and a steal
- Enjoyed a breakout season during his junior campaign where he saw action in 32 games and made 11 starts
- Had career highs in points, points per game, blocks, assists, rebounds, rebounds per game, 3-pointers, field-goal percentage and minutes in 2015-16
- Averaged 7.7 points and 4.0 rebounds per game as a junior and hit 53 3-pointers on the season, which ranked third on the team
- Had a stretch of games last year where he hit at least one 3-pointer in 17 straight games
- Has Native American heritage from his mother's side of the family

## SEASON AVERAGES

Games played	11
Minutes/game	18.3
Points/game	6.9
FG Pct	51.9
3FG Pct	36.7
FT Pct	90.0
Rebounds/game	3.7
Assists/game	1.1
Turnovers/game	0.6
Assist/turnover ratio	1.7
Steals/game	0.9
Blocks/game	1.1

## SEASON HIGHS

Points	15, vs. SFA (11/11/16)
FG Made	5, twice, last vs. VALPO (12/07/16)
FG Attempts	9, vs. VALPO (12/07/16)
3FG Made	2, three times, last vs. Hofstra (12/11/16)
3FG Attempts	5, vs. VALPO (12/07/16)
FT Made	4, vs. SFA (11/11/16)
FT Attempts	4, vs. SFA (11/11/16)
Rebounds	8, vs. Hofstra (12/11/16)
Assists	3, vs. Michigan St. (11/15/16)
Steals	2, twice last, vs. Hofstra (12/11/16)
Blocks	3, vs. SFA (11/11/16)
Minutes	31, vs. SFA (11/11/16)

## CAREER HIGHS

Points	25, vs. TENNESSEE (2/18/16)
FG Made	8, vs. TENNESSEE (2/18/16)
FG Attempts	12, vs. TENNESSEE (2/18/16)
3FG Made	7, vs. TENNESSEE (2/18/16)
3FG Attempts	11, vs. TENNESSEE (2/18/16)
FT Made	8, vs. Georgia (3/12/16)
FT Attempts	8, vs. Georgia (3/12/16)
Rebounds	12, twice, last vs. MISSOURI (1/27/17)
Assists	3, twice, last vs. Michigan St. (11/15/16)
Steals	3, at Kansas (1/30/16)
Blocks	4, twice, last vs. Georgia (3/12/16)
Minutes	35, twice, last at Tennessee (2/2/16)

## GAME-BY-GAME

Opponent	Date	gs	min	Total		3-Pointers		Free throws		Rebounds				pts	avg						
				fg-fga	pct	3fg-fga	pct	ft-fga	pct	off	def	tot	avg			pf	a	t/o	b/k	stl	
STEPHEN F. AUSTIN	11/11/16	*	31	5-7	.714	1-3	.333	4-4	1.000	1	4	5	5.0	1	2	0	3	1	15	15.0	
CANISIUS	11/13/16	*	16	1-2	.500	0-1	.000	0-0	.000	0	2	2	3.5	0	0	1	1	0	2	8.5	
vs #13/13 Michigan State	11/15/16	*	16	0-1	.000	0-0	.000	0-0	.000	0	2	2	3.0	1	3	1	2	0	0	5.7	
DUQUESNE	11/20/16		15	1-4	.250	1-4	.250	2-2	1.000	0	3	3	3.0	3	1	0	2	2	5	5.5	
CLEVELAND STATE	11/23/16	*	20	3-6	.500	1-3	.333	0-0	.000	1	4	5	3.4	3	1	1	1	1	7	5.8	
UT-MARTIN	11/25/16		8	1-3	.333	0-1	.000	0-0	.000	1	0	1	3.0	1	0	0	1	0	2	5.2	
vs Arizona State	11/28/16		16	4-6	.667	1-3	.333	2-2	1.000	1	5	6	3.4	1	1	1	1	1	11	6.0	
#11/9 UCLA	12/03/16		22	4-7	.571	2-4	.500	1-2	.500	1	3	4	3.5	3	2	0	0	1	11	6.6	
VALPO	12/07/16		15	5-9	.556	2-5	.400	0-0	.000	3	1	4	3.6	1	0	2	0	1	12	7.2	
vs Hofstra	12/11/16	*	23	3-7	.429	2-4	.500	0-0	.000	2	6	8	4.0	0	2	0	1	2	8	7.3	
vs #7/6 North Carolina	12/17/16		19	1-2	.500	1-2	.500	0-0	.000	0	1	1	3.7	1	0	1	0	1	3	6.9	
Totals			5	201	28-54	.519	11-30	.367	9-10	.900	10	31	41	3.7	15	12	7	12	10	76	6.9

## SUPERLATIVES

Season Stats		Career Stats	
10+ points	4	10+ points	15
20+ points	-	20+ points	1
3+ blocks	1	3+ blocks	4
3+ assists	1	3+ assists	2
10+ rebounds	-	10+ rebounds	2
Double-doubles	-	Double-doubles	2
Dunks	3	Dunks	15

## CAREER STATS

Year	GP-GS	Min-Avg	FG-FGA	Pct	3FG-FGA	Pct	FT-FTA	Pct	Off-Def-Tot-Avg	PF-FO	Ast	TO	Blk	Stl	Pts	Avg
2013-14	14-0	39-2.8	3-9	.333	1-6	.167	9-12	.750	1-7-8-0.6	0-0	0	4	0	1	16	1.1
2014-15	19-0	75-3.9	7-18	.389	5-15	.333	6-6	1.000	5-9-14-0.7	5-0	5	8	3	2	25	1.3
2015-16	32-11	596-18.6	81-168	.482	53-120	.442	32-36	.889	30-97-127-4.0	55-2	12	22	24	21	247	7.7
2016-17	11-5	201-18.3	28-54	.519	11-30	.367	9-10	.900	10-31-41-3.7	15-0	12	7	12	10	76	6.9
TOTAL	76-16	911-12.0	119-249	.478	70-171	.409	56-64	.875	46-144-190-2.5	75-2	29	41	39	34	364	4.8



#2/4 Kentucky 87, Stephen F. Austin 64 Nov. 11, 2016 | Lexington, Ky.

STEPHEN F. AUSTIN 64 • 0-1 Table with columns for Player, Total FG-FGA, 3-Ptr FG-FGA, FT-FTA, Rebounds (Off, Def, Tot), PF, TP, A, TO, Blk, Stl, Min.

FG % 1st Half: 11-23 47.8% 2nd half: 12-29 41.4% Game: 23-52 44.2% 3FG % 1st Half: 3-9 33.3% 2nd half: 2-10 20.0% Game: 5-19 26.3% FT % 1st Half: 7-10 70.0% 2nd half: 6-9 66.7% Game: 13-19 68.4%

Kentucky 87 • 1-0

Kentucky 87 • 1-0 Table with columns for Player, Total FG-FGA, 3-Ptr FG-FGA, FT-FTA, Rebounds (Off, Def, Tot), PF, TP, A, TO, Blk, Stl, Min.

FG % 1st Half: 18-36 50.0% 2nd half: 13-26 50.0% Game: 31-62 50.0% 3FG % 1st Half: 2-10 20.0% 2nd half: 3-8 37.5% Game: 5-18 27.8% FT % 1st Half: 10-14 71.4% 2nd half: 10-16 62.5% Game: 20-30 66.7%

Officials: Joe Lindsay, Vladimir Voyard-Tadad, Rusty Phillips Technical fouls: STEPHEN F. AUSTIN-Traylor, Isaiah. Kentucky-None. Attendance: 22683

Score by periods table for Stephen F. Austin and Kentucky.

Last FG - SFA 2nd-00:21, UK 2nd-01:08. Largest lead - SFA by 11st-19:01, UK by 27 2nd-04:58. SFA led for 00:30. UK led for 39:04. Game was tied for 00:26.

#2/4 Kentucky 93, Canisius 69 Nov. 13, 2016 | Lexington, Ky.

CANISIUS 69 • 0-1 Table with columns for Player, Total FG-FGA, 3-Ptr FG-FGA, FT-FTA, Rebounds (Off, Def, Tot), PF, TP, A, TO, Blk, Stl, Min.

FG % 1st Half: 16-35 45.7% 2nd half: 10-27 37.0% Game: 26-62 41.9% 3FG % 1st Half: 3-14 21.4% 2nd half: 1-7 14.3% Game: 4-21 19.0% FT % 1st Half: 0-0 0.0% 2nd half: 13-20 65.0% Game: 13-20 65.0%

Kentucky 93 • 2-0

Kentucky 93 • 2-0 Table with columns for Player, Total FG-FGA, 3-Ptr FG-FGA, FT-FTA, Rebounds (Off, Def, Tot), PF, TP, A, TO, Blk, Stl, Min.

FG % 1st Half: 15-33 45.5% 2nd half: 16-28 57.1% Game: 31-61 50.8% 3FG % 1st Half: 0-7 0.0% 2nd half: 4-9 44.4% Game: 4-16 25.0% FT % 1st Half: 14-20 70.0% 2nd half: 13-19 68.4% Game: 27-39 69.2%

Officials: Doug Simmons, Bryon Jarrett, Sean Casey Technical fouls: CANISIUS-None. Kentucky-None. Attendance: 22009

Score by periods table for Canisius and Kentucky.

Last FG - CAN 2nd-00:31, UK 2nd-02:41. Largest lead - CAN by 7 1st-16:42, UK by 30 2nd-01:37. CAN led for 09:42. UK led for 27:07. Game was tied for 03:11.

#2/2 Kentucky 69, #13/13 Michigan State 48 Nov. 15, 2016 | New York

Kentucky 69 Table with columns for Player, Total FG-FGA, 3-Ptr FG-FGA, FT-FTA, Rebounds (Off, Def, Tot), PF, TP, A, TO, Blk, Stl, Min.

FG % 1st Half: 11-29 37.9% 2nd half: 12-31 38.7% Game: 23-60 38.3% 3FG % 1st Half: 4-11 36.4% 2nd half: 3-10 30.0% Game: 7-21 33.3% FT % 1st Half: 8-9 88.9% 2nd half: 8-11 72.7% Game: 16-20 80.0%

#13/13 Michigan State 48

#13/13 Michigan State 48 Table with columns for Player, Total FG-FGA, 3-Ptr FG-FGA, FT-FTA, Rebounds (Off, Def, Tot), PF, TP, A, TO, Blk, Stl, Min.

FG % 1st Half: 11-30 36.7% 2nd half: 9-31 29.0% Game: 20-61 32.8% 3FG % 1st Half: 3-11 27.3% 2nd half: 2-15 13.3% Game: 5-26 19.2% FT % 1st Half: 1-4 25.0% 2nd half: 2-5 40.0% Game: 3-9 33.3%

Officials: Doug Shows, Terry Oglesby, Gene Strotatore Technical fouls: Kentucky-None. #13/13 Michigan State-None. Attendance: 19812 2016 State Farm Champions Classic

Score by periods table for Kentucky and #13/13 Michigan State.

Last FG - UK 2nd-01:58, MSU 2nd-02:44. Largest lead - UK by 23 2nd-03:54, MSU by 3 1st-17:22. UK led for 34:30. MSU led for 01:41. Game was tied for 03:49.

#2/2 Kentucky 93, Duquesne 59 Nov. 20, 2016 | Lexington, Ky.

DUQUESNE 59 • 2-3 Table with columns for Player, Total FG-FGA, 3-Ptr FG-FGA, FT-FTA, Rebounds (Off, Def, Tot), PF, TP, A, TO, Blk, Stl, Min.

FG % 1st Half: 6-29 20.7% 2nd half: 11-27 40.7% Game: 17-56 30.4% 3FG % 1st Half: 2-14 14.3% 2nd half: 3-11 27.3% Game: 5-25 20.0% FT % 1st Half: 9-10 90.0% 2nd half: 11-12 91.7% Game: 20-22 90.9%

Kentucky 93 • 4-0

Kentucky 93 • 4-0 Table with columns for Player, Total FG-FGA, 3-Ptr FG-FGA, FT-FTA, Rebounds (Off, Def, Tot), PF, TP, A, TO, Blk, Stl, Min.

FG % 1st Half: 17-37 45.9% 2nd half: 18-39 46.2% Game: 35-76 46.1% 3FG % 1st Half: 4-12 33.3% 2nd half: 3-14 21.4% Game: 7-26 26.9% FT % 1st Half: 12-16 75.0% 2nd half: 4-5 80.0% Game: 16-21 76.2%

Officials: Joe DeRosa, Anthony Jordan, Patrick Evans Technical fouls: DUQUESNE-TEAM. Kentucky-Adebayo, Edrice. Attendance: 21327

Score by periods table for Duquesne and Kentucky.

Last FG - DUQ 2nd-00:16, UK 2nd-00:41. Largest lead - DUQ by 2 1st-18:23, UK by 41 2nd-01:56. DUQ led for 00:10. UK led for 37:27. Game was tied for 02:23.





#1/1 Kentucky 101, Cleveland State 70
Nov. 23, 2016 | Lexington, Ky.

CLEVELAND STATE 70 • 1-3
Table with columns: Player, FG-FGA, 3-Ptr, FT-FTA, Rebounds, PF, TP, A TO Blk, Stl, Min. Includes team totals and game statistics.

Kentucky 101 • 5-0
Table with columns: Player, FG-FGA, 3-Ptr, FT-FTA, Rebounds, PF, TP, A TO Blk, Stl, Min. Includes score by periods, officials, and technical fouls.

#1/1 Kentucky 111, UT Martin 76
Nov. 25, 2016 | Lexington, Ky.

UT MARTIN 76 • 5-2
Table with columns: Player, FG-FGA, 3-Ptr, FT-FTA, Rebounds, PF, TP, A TO Blk, Stl, Min. Includes team totals and game statistics.

Kentucky 111 • 6-0
Table with columns: Player, FG-FGA, 3-Ptr, FT-FTA, Rebounds, PF, TP, A TO Blk, Stl, Min. Includes score by periods, officials, and technical fouls.

#1/1 Kentucky 115, Arizona State 69
Nov. 28, 2016 | Paradise Island, Bahamas

Arizona State 69 • 4-3
Table with columns: Player, FG-FGA, 3-Ptr, FT-FTA, Rebounds, PF, TP, A TO Blk, Stl, Min. Includes team totals and game statistics.

Kentucky 115 • 7-0
Table with columns: Player, FG-FGA, 3-Ptr, FT-FTA, Rebounds, PF, TP, A TO Blk, Stl, Min. Includes score by periods, officials, and technical fouls.

#11/9 UCLA 97, #1/1 Kentucky 92
Dec. 3, 2016 | Lexington, Ky.

#11/9 UCLA 97 • 9-0
Table with columns: Player, FG-FGA, 3-Ptr, FT-FTA, Rebounds, PF, TP, A TO Blk, Stl, Min. Includes team totals and game statistics.

Kentucky 92 • 7-1
Table with columns: Player, FG-FGA, 3-Ptr, FT-FTA, Rebounds, PF, TP, A TO Blk, Stl, Min. Includes score by periods, officials, and technical fouls.







2016-17 Kentucky Men's Basketball  
 Kentucky Combined Team Statistics (as of Dec 17, 2016)  
 All games



RECORD:	OVERALL	HOME	AWAY	NEUTRAL
ALL GAMES	10-1	6-1	0-0	4-0
CONFERENCE	0-0	0-0	0-0	0-0
NON-CONFERENCE	10-1	6-1	0-0	4-0

#	Player	gp-gs	min	avg	Total		3-Point		F-Throw		Rebounds				pf	dq	a	to	blk	stl	pts	avg			
					fg-fga	fg%	3fg-fga	3fg%	ft-fa	ft%	off	def	tot	avg											
05	Monk, Malik	11-11	318	28.9	90-179	.503	38-90	.422	23-28	.821	5	21	26	2.4	20	0	26	20	4	12	241	21.9			
00	Fox, De'Aaron	11-11	337	30.6	61-139	.439	3-23	.130	50-67	.746	8	50	58	5.3	23	0	79	26	3	19	175	15.9			
13	Briscoe, Isaiah	9-9	268	29.8	54-99	.545	5-18	.278	30-45	.667	8	23	31	3.4	22	0	32	20	3	11	143	15.9			
03	Adebayo, Edrice	11-11	272	24.7	48-88	.545	0-0	.000	43-66	.652	41	46	87	7.9	29	1	10	13	18	4	139	12.6			
11	Mulder, Mychal	9-0	111	12.3	26-57	.456	16-39	.410	2-2	1.000	11	12	23	2.6	9	0	4	3	4	3	70	7.8			
35	Willis, Derek	11-5	201	18.3	28-54	.519	11-30	.367	9-10	.900	10	31	41	3.7	15	0	12	7	12	10	76	6.9			
32	Gabriel, Wenyen	11-6	225	20.5	27-52	.519	3-15	.200	14-18	.778	27	37	64	5.8	31	0	15	12	9	5	71	6.5			
15	Humphries, Isaac	11-0	130	11.8	19-41	.463	0-0	.000	5-11	.455	25	23	48	4.4	22	0	6	7	13	6	43	3.9			
01	Killeya-Jones, Sacha	10-0	85	8.5	16-26	.615	0-0	.000	4-13	.308	10	17	27	2.7	16	0	1	6	10	1	36	3.6			
25	Hawkins, Dominique	11-2	185	16.8	11-33	.333	5-17	.294	10-12	.833	9	12	21	1.9	18	0	31	3	0	7	37	3.4			
14	Wynyard, Tai	7-0	20	2.9	4-5	.800	0-0	.000	0-1	.000	3	6	9	1.3	2	0	1	1	1	0	8	1.1			
20	Calipari, Brad	9-0	33	3.7	2-12	.167	2-11	.182	2-5	.400	0	2	2	0.2	3	0	1	2	1	0	8	0.9			
30	Pulliam, Dillon	4-0	6	1.5	0-1	.000	0-0	.000	0-0	.000	0	1	1	0.3	0	0	1	1	0	0	0	0.0			
10	David, Jonny	5-0	9	1.8	0-1	.000	0-0	.000	0-2	.000	0	0	0	0.0	0	0	0	3	0	0	0	0.0			
Team											16	22	38												1
Total.....		11	2200		386-787	.490	83-243	.342	192-280	.686	173	303	476	43.3	210	1	219	125	78	78	1047	95.2			
Opponents.....		11	2200		278-698	.398	71-248	.286	161-229	.703	139	266	405	36.8	263	-	128	193	31	55	788	71.6			

TEAM STATISTICS	UK	OPP	Date	Opponent	Score	Att.
SCORING	1047	788	11/11/16	STEPHEN F. AUSTIN	w 87-64	22683
Points per game	95.2	71.6	11/13/16	CANISIUS	w 93-69	22009
Scoring margin	+23.5	-	1 11/15/16	vs #13/13 Michigan State	w 69-48	19812
FIELD GOALS-ATT	386-787	278-698	11/20/16	DUQUESNE	w 93-59	21327
Field goal pct	.490	.398	11/23/16	CLEVELAND STATE	w 101-70	22441
3 POINT FG-ATT	83-243	71-248	11/25/16	UT MARTIN	w 111-76	23324
3-point FG pct	.342	.286	2 11/28/16	vs Arizona State	w 115-69	1200
3-pt FG made per game	7.5	6.5	12/3/16	#11/9 UCLA	L 92-97	23976
FREE THROWS-ATT	192-280	161-229	12/7/16	VALPO	w 87-63	21805
Free throw pct	.686	.703	3 12/11/16	vs Hofstra	w 96-73	7514
F-Throws made per game	17.5	14.6	4 12/17/16	vs #7/6 North Carolina	w 103-100	19298
REBOUNDS	476	405	* = Conference game			
Rebounds per game	43.3	36.8	1 = Champions Classic   Madison Square Garden (New York)			
Rebounding margin	+6.5	-	2 = Atlantis Showcase   Imperial Arena (Paradise Island, Bahamas)			
ASSISTS	219	128	3 = Brooklyn Hoops Winter Festival   Barclays Center (Brooklyn, N.Y.)			
Assists per game	19.9	11.6	4 = CBS Sports Classic   T-Mobile Arena (Las Vegas)			
TURNOVERS	125	193				
Turnovers per game	11.4	17.5				
Turnover margin	+6.2	-				
Assist/turnover ratio	1.8	0.7				
STEALS	78	55				
Steals per game	7.1	5.0				
BLOCKS	78	31				
Blocks per game	7.1	2.8				
ATTENDANCE	157565	47824				
Home games-Avg/Game	7-22509	0-0				
Neutral site-Avg/Game	-	4-11956				

Score by Periods	1st	2nd	Totals
Kentucky	537	510	1047
Opponents	376	412	788



2016-17 Kentucky Men's Basketball  
 Kentucky Combined Team Statistics (as of Dec 17, 2016)  
 Last five games



RECORD:	OVERALL	HOME	AWAY	NEUTRAL
ALL GAMES	4-1	1-1	0-0	3-0
CONFERENCE	0-0	0-0	0-0	0-0
NON-CONFERENCE	4-1	1-1	0-0	3-0

#	Player	gp-gs	min	avg	Total		3-Point		F-Throw		Rebounds				pf	dq	a	to	blk	stl	pts	avg
					fg-fga	fg%	3fg-fga	3fg%	ft-fa	ft%	off	def	tot	avg								
05	Monk, Malik	5-5	155	31.0	49-96	.510	20-45	.444	11-14	.786	4	5	9	1.8	9	0	11	8	1	7	129	25.8
00	Fox, De'Aaron	5-5	153	30.6	31-67	.463	2-9	.222	18-27	.667	3	26	29	5.8	12	0	36	11	1	7	82	16.4
03	Adebayo, Edrice	5-5	129	25.8	27-49	.551	0-0	.000	19-28	.679	20	23	43	8.6	13	1	4	4	10	1	73	14.6
13	Briscoe, Isaiah	5-5	153	30.6	27-47	.574	4-11	.364	13-23	.565	6	12	18	3.6	16	0	22	11	1	5	71	14.2
35	Willis, Derek	5-1	95	19.0	17-31	.548	8-18	.444	3-4	.750	7	16	23	4.6	6	0	5	4	2	6	45	9.0
11	Mulder, Mychal	3-0	42	14.0	8-24	.333	3-13	.231	2-2	1.000	6	9	15	5.0	2	0	2	0	1	0	21	7.0
25	Hawkins, Dominique	5-0	82	16.4	7-17	.412	5-10	.500	4-4	1.000	3	7	10	2.0	10	0	12	1	0	2	23	4.6
32	Gabriel, Wenyen	5-4	90	18.0	9-21	.429	0-5	.000	3-4	.750	13	18	31	6.2	13	0	6	8	6	0	21	4.2
01	Killeya-Jones, Sacha	4-0	28	7.0	5-8	.625	0-0	.000	0-2	.000	6	5	11	2.8	9	0	1	2	4	1	10	2.5
20	Calipari, Brad	3-0	10	3.3	2-6	.333	2-5	.400	0-0	.000	0	1	1	0.3	2	0	1	0	0	0	6	2.0
15	Humphries, Isaac	5-0	58	11.6	4-13	.308	0-0	.000	2-7	.286	9	7	16	3.2	11	0	3	2	7	1	10	2.0
14	Wynyard, Tai	1-0	3	3.0	1-1	1.000	0-0	.000	0-0	.000	1	0	1	1.0	0	0	0	0	1	0	2	2.0
10	David, Jonny	1-0	1	1.0	0-0	.000	0-0	.000	0-0	.000	0	0	0	0.0	0	0	0	0	0	0	0	0.0
30	Pulliam, Dillon	1-0	1	1.0	0-1	.000	0-0	.000	0-0	.000	0	0	0	0.0	0	0	0	0	0	0	0	0.0
Team											9	9	18				1					
Total.....		5	1000		187-381	.491	44-116	.379	75-115	.652	87	138	225	45.0	103	1	103	52	34	30	493	98.6
Opponents.....		5	1000		140-337	.415	37-103	.359	85-120	.708	69	126	195	39.0	112	-	69	73	17	21	402	80.4

TEAM STATISTICS	UK	OPP
SCORING	493	402
Points per game	98.6	80.4
Scoring margin	+18.2	-
FIELD GOALS-ATT	187-381	140-337
Field goal pct	.491	.415
3 POINT FG-ATT	44-116	37-103
3-point FG pct	.379	.359
3-pt FG made per game	8.8	7.4
FREE THROWS-ATT	75-115	85-120
Free throw pct	.652	.708
F-Throws made per game	15.0	17.0
REBOUNDS	225	195
Rebounds per game	45.0	39.0
Rebounding margin	+6.0	-
ASSISTS	103	69
Assists per game	20.6	13.8
TURNOVERS	52	73
Turnovers per game	10.4	14.6
Turnover margin	+4.2	-
Assist/turnover ratio	2.0	0.9
STEALS	30	21
Steals per game	6.0	4.2
BLOCKS	34	17
Blocks per game	6.8	3.4
ATTENDANCE	45781	28012
Home games-Avg/Game	2-22890	0-0
Neutral site-Avg/Game	-	3-9337

Date	Opponent	Score	Att.
2 11/28/16	vs Arizona State	w 115-69	1200
12/3/16	#11/9 UCLA	L 92-97	23976
12/7/16	VALPO	w 87-63	21805
3 12/11/16	vs Hofstra	w 96-73	7514
4 12/17/16	vs #7/6 North Carolina	w 103-100	19298

\* = Conference game  
 1 = Champions Classic | Madison Square Garden (New York)  
 2 = Atlantis Showcase | Imperial Arena (Paradise Island, Bahamas)  
 3 = Brooklyn Hoops Winter Festival | Barclays Center (Brooklyn, N.Y.)  
 4 = CBS Sports Classic | T-Mobile Arena (Las Vegas)

Score by Periods	1st	2nd	Totals
Kentucky	252	241	493
Opponents	187	215	402



2016-17 Kentucky Men's Basketball  
Kentucky Overall Team Statistics (as of Dec 17, 2016)  
All games



TEAM STATISTICS	UK	OPP
SCORING	1047	788
Points per game	95.2	71.6
Scoring margin	+23.5	-
FIELD GOALS-ATT	386-787	278-698
Field goal pct	.490	.398
3 POINT FG-ATT	83-243	71-248
3-point FG pct	.342	.286
3-pt FG made per game	7.5	6.5
FREE THROWS-ATT	192-280	161-229
Free throw pct	.686	.703
F-Throws made per game	17.5	14.6
REBOUNDS	476	405
Rebounds per game	43.3	36.8
Rebounding margin	+6.5	-
ASSISTS	219	128
Assists per game	19.9	11.6
TURNOVERS	125	193
Turnovers per game	11.4	17.5
Turnover margin	+6.2	-
Assist/turnover ratio	1.8	0.7
STEALS	78	55
Steals per game	7.1	5.0
BLOCKS	78	31
Blocks per game	7.1	2.8
WINNING STREAK	3	-
Home win streak	1	-
ATTENDANCE	157565	47824
Home games-Avg/Game	7-22509	0-0
Neutral site-Avg/Game	-	4-11956

Score by Periods	1st	2nd	Totals
Kentucky	537	510	1047
Opponents	376	412	788



2016-17 Kentucky Men's Basketball  
 Kentucky Category Leaders (as of Dec 17, 2016)  
 All games



Points	G	Pts	Pts/G
Monk, Malik	11	241	21.9
Fox, De'Aaron	11	175	15.9
Briscoe, Isaiah	9	143	15.9
Adebayo, Edrice	11	139	12.6
Willis, Derek	11	76	6.9
Gabriel, Wenyen	11	71	6.5
Mulder, Mychal	9	70	7.8
Humphries, Isaac	11	43	3.9
Hawkins, Dominique	11	37	3.4
Killeya-Jones, Sacha	10	36	3.6
Calipari, Brad	9	8	0.9
Wynyard, Tai	7	8	1.1

FG Percentage	FG	Att	Pct
Wynyard, Tai	4	5	.800
Killeya-Jones, Sacha	16	26	.615
Adebayo, Edrice	48	88	.545
Briscoe, Isaiah	54	99	.545
Gabriel, Wenyen	27	52	.519
Willis, Derek	28	54	.519
Monk, Malik	90	179	.503
Humphries, Isaac	19	41	.463
Mulder, Mychal	26	57	.456
Fox, De'Aaron	61	139	.439
Hawkins, Dominique	11	33	.333
Calipari, Brad	2	12	.167

3-Point Percentage	3FG	Att	Pct
Monk, Malik	38	90	.422
Mulder, Mychal	16	39	.410
Willis, Derek	11	30	.367
Hawkins, Dominique	5	17	.294
Briscoe, Isaiah	5	18	.278
Gabriel, Wenyen	3	15	.200
Calipari, Brad	2	11	.182
Fox, De'Aaron	3	23	.130

Free Throw Percent	FG	Att	Pct
Mulder, Mychal	2	2	1.000
Willis, Derek	9	10	.900
Hawkins, Dominique	10	12	.833
Monk, Malik	23	28	.821
Gabriel, Wenyen	14	18	.778
Fox, De'Aaron	50	67	.746
Briscoe, Isaiah	30	45	.667
Adebayo, Edrice	43	66	.652
Humphries, Isaac	5	11	.455
Calipari, Brad	2	5	.400
Killeya-Jones, Sacha	4	13	.308
Wynyard, Tai	0	1	.000
David, Jonny	0	2	.000

Scoring Average	G	Pts	Avg/G
Monk, Malik	11	241	21.9
Fox, De'Aaron	11	175	15.9
Briscoe, Isaiah	9	143	15.9
Adebayo, Edrice	11	139	12.6
Mulder, Mychal	9	70	7.8
Willis, Derek	11	76	6.9
Gabriel, Wenyen	11	71	6.5
Humphries, Isaac	11	43	3.9
Killeya-Jones, Sacha	10	36	3.6
Hawkins, Dominique	11	37	3.4
Wynyard, Tai	7	8	1.1
Calipari, Brad	9	8	0.9

Field Goal Attempts	G	Att	Att/G
Monk, Malik	11	179	16.3
Fox, De'Aaron	11	139	12.6
Briscoe, Isaiah	9	99	11.0
Adebayo, Edrice	11	88	8.0
Mulder, Mychal	9	57	6.3

Field Goals Made	G	Made	Made/G
Monk, Malik	11	90	8.2
Fox, De'Aaron	11	61	5.5
Briscoe, Isaiah	9	54	6.0
Adebayo, Edrice	11	48	4.4
Willis, Derek	11	28	2.5

3-Point FG Attempts	G	Att	Att/G
Monk, Malik	11	90	8.2
Mulder, Mychal	9	39	4.3
Willis, Derek	11	30	2.7
Fox, De'Aaron	11	23	2.1
Briscoe, Isaiah	9	18	2.0

3-Point FG Made	G	Made	Made/G
Monk, Malik	11	38	3.5
Mulder, Mychal	9	16	1.8
Willis, Derek	11	11	1.0
Hawkins, Dominique	11	5	0.5
Briscoe, Isaiah	9	5	0.6

Free Throw Attempts	G	Att	Att/G
Fox, De'Aaron	11	67	6.1
Adebayo, Edrice	11	66	6.0
Briscoe, Isaiah	9	45	5.0
Monk, Malik	11	28	2.5
Gabriel, Wenyen	11	18	1.6

Free Throws Made	G	Made	Made/G
Fox, De'Aaron	11	50	4.5
Adebayo, Edrice	11	43	3.9
Briscoe, Isaiah	9	30	3.3
Monk, Malik	11	23	2.1
Gabriel, Wenyen	11	14	1.3





2016-17 Kentucky Men's Basketball  
 Kentucky Category Leaders (as of Dec 17, 2016)  
 All games



Rebounds	G	Reb	Reb/G
Adebayo, Edrice	11	87	7.9
Gabriel, Wenyen	11	64	5.8
Fox, De'Aaron	11	58	5.3
Humphries, Isaac	11	48	4.4
Willis, Derek	11	41	3.7

Rebound Average	G	Reb	Avg/G
Adebayo, Edrice	11	87	7.9
Gabriel, Wenyen	11	64	5.8
Fox, De'Aaron	11	58	5.3
Humphries, Isaac	11	48	4.4
Willis, Derek	11	41	3.7

Offensive Rebounds	G	No.	Avg/G
Adebayo, Edrice	11	41	3.7
Gabriel, Wenyen	11	27	2.5
Humphries, Isaac	11	25	2.3
Mulder, Mychal	9	11	1.2
Willis, Derek	11	10	0.9
Killeya-Jones, Sacha	10	10	1.0

Defensive Rebounds	G	No.	Avg/G
Fox, De'Aaron	11	50	4.5
Adebayo, Edrice	11	46	4.2
Gabriel, Wenyen	11	37	3.4
Willis, Derek	11	31	2.8
Humphries, Isaac	11	23	2.1
Briscoe, Isaiah	9	23	2.6

Fouls	G	No.	Per/G
Gabriel, Wenyen	11	31	2.8
Adebayo, Edrice	11	29	2.6
Fox, De'Aaron	11	23	2.1
Briscoe, Isaiah	9	22	2.4
Humphries, Isaac	11	22	2.0

Foulsouts	G	No.
Adebayo, Edrice	11	1

Assists	G	No.	Ast/G
Fox, De'Aaron	11	79	7.2
Briscoe, Isaiah	9	32	3.6
Hawkins, Dominique	11	31	2.8
Monk, Malik	11	26	2.4
Gabriel, Wenyen	11	15	1.4

Steals	G	No.	Stl/G
Fox, De'Aaron	11	19	1.7
Monk, Malik	11	12	1.1
Briscoe, Isaiah	9	11	1.2
Willis, Derek	11	10	0.9
Hawkins, Dominique	11	7	0.6

Blocked Shots	G	No.	Blk/G
Adebayo, Edrice	11	18	1.6
Humphries, Isaac	11	13	1.2
Willis, Derek	11	12	1.1
Killeya-Jones, Sacha	10	10	1.0
Gabriel, Wenyen	11	9	0.8

Minutes	G	No.	Min/G
Fox, De'Aaron	11	337	30.6
Monk, Malik	11	318	28.9
Adebayo, Edrice	11	272	24.7
Briscoe, Isaiah	9	268	29.8
Gabriel, Wenyen	11	225	20.5

Turnovers	G	No.	TO/G
Fox, De'Aaron	11	26	2.4
Briscoe, Isaiah	9	20	2.2
Monk, Malik	11	20	1.8
Adebayo, Edrice	11	13	1.2
Gabriel, Wenyen	11	12	1.1



2016-17 Kentucky Men's Basketball  
 Kentucky Overall/Conference Statistics (as of Dec 17, 2016)  
 All games



SUMMARY	Overall Statistics										Conference Statistics										
	gp-gs	min/g	fg%	3fg%	ft%	r/g	a/g	stl	blk	pts/g	gp-gs	min/g	fg%	3fg%	ft%	r/g	a/g	stl	blk	pts/g	
Monk, Malik	11-11	28.9	.503	.422	.821	2.4	2.4	12	4	21.9											
Fox, De'Aaron	11-11	30.6	.439	.130	.746	5.3	7.2	19	3	15.9											
Briscoe, Isaiah	9-9	29.8	.545	.278	.667	3.4	3.6	11	3	15.9											
Adebayo, Edrice	11-11	24.7	.545	.000	.652	7.9	0.9	4	18	12.6											
Mulder, Mychal	9-0	12.3	.456	.410	1.000	2.6	0.4	3	4	7.8											
Willis, Derek	11-5	18.3	.519	.367	.900	3.7	1.1	10	12	6.9											
Gabriel, Wenyen	11-6	20.5	.519	.200	.778	5.8	1.4	5	9	6.5											
Humphries, Isaac	11-0	11.8	.463	.000	.455	4.4	0.5	6	13	3.9											
Killeya-Jones, Sacha	10-0	8.5	.615	.000	.308	2.7	0.1	1	10	3.6											
Hawkins, Dominique	11-2	16.8	.333	.294	.833	1.9	2.8	7	0	3.4											
Wynyard, Tai	7-0	2.9	.800	.000	.000	1.3	0.1	0	1	1.1											
Calipari, Brad	9-0	3.7	.167	.182	.400	0.2	0.1	0	1	0.9											
David, Jonny	5-0	1.8	.000	.000	.000	0.0	0.0	0	0	0.0											
Pulliam, Dillon	4-0	1.5	.000	.000	.000	0.3	0.3	0	0	0.0											
Totals	11		.490	.342	.686	43.3	19.9	78	78	95.2	0		.000	.000	.000	0.0	0.0	0	0	0.0	
Opponent	11		.398	.286	.703	36.8	11.6	55	31	71.6	0		.000	.000	.000	0.0	0.0	0	0	0.0	

SCORING	Overall Statistics								Conference Statistics							
	fg-fga	fg%	3fg-fga	3fg%	ft-fta	ft%	pts	pts/g	fg-fga	fg%	3fg-fga	3fg%	ft-fta	ft%	pts	pts/g
Monk, Malik	90-179	.503	38-90	.422	23-28	.821	241	21.9								
Fox, De'Aaron	61-139	.439	3-23	.130	50-67	.746	175	15.9								
Briscoe, Isaiah	54-99	.545	5-18	.278	30-45	.667	143	15.9								
Adebayo, Edrice	48-88	.545	0-0	.000	43-66	.652	139	12.6								
Mulder, Mychal	26-57	.456	16-39	.410	2-2	1.000	70	7.8								
Willis, Derek	28-54	.519	11-30	.367	9-10	.900	76	6.9								
Gabriel, Wenyen	27-52	.519	3-15	.200	14-18	.778	71	6.5								
Humphries, Isaac	19-41	.463	0-0	.000	5-11	.455	43	3.9								
Killeya-Jones, Sacha	16-26	.615	0-0	.000	4-13	.308	36	3.6								
Hawkins, Dominique	11-33	.333	5-17	.294	10-12	.833	37	3.4								
Wynyard, Tai	4-5	.800	0-0	.000	0-1	.000	8	1.1								
Calipari, Brad	2-12	.167	2-11	.182	2-5	.400	8	0.9								
David, Jonny	0-1	.000	0-0	.000	0-2	.000	0	0.0								
Pulliam, Dillon	0-1	.000	0-0	.000	0-0	.000	0	0.0								
Totals	386-787	.490	83-243	.342	192-280	.686	1047	95.2	0-0	.000	0-0	.000	0-0	.000	0	0.0
Opponent	278-698	.398	71-248	.286	161-229	.703	788	71.6	0-0	.000	0-0	.000	0-0	.000	0	0.0

TOTALS	Overall Statistics										Conference Statistics										
	o-reb	d-reb	total	pf	fo	a	to	a/to	hi	pts	o-reb	d-reb	total	pf	fo	a	to	a/to	hi	pts	
Monk, Malik	5	21	26	20	0	26	20	1.3	47												
Fox, De'Aaron	8	50	58	23	0	79	26	3.0	24												
Briscoe, Isaiah	8	23	31	22	0	32	20	1.6	21												
Adebayo, Edrice	41	46	87	29	1	10	13	0.8	18												
Mulder, Mychal	11	12	23	9	0	4	3	1.3	13												
Willis, Derek	10	31	41	15	0	12	7	1.7	15												
Gabriel, Wenyen	27	37	64	31	0	15	12	1.3	15												
Humphries, Isaac	25	23	48	22	0	6	7	0.9	9												
Killeya-Jones, Sacha	10	17	27	16	0	1	6	0.2	12												
Hawkins, Dominique	9	12	21	18	0	31	3	10.3	7												
Wynyard, Tai	3	6	9	2	0	1	1	1.0	4												
Calipari, Brad	0	2	2	3	0	1	2	0.5	3												
David, Jonny	0	0	0	0	0	0	3	0.0	0												
Pulliam, Dillon	0	1	1	0	0	1	1	1.0	0												
Totals	173	303	476	210	1	219	125	1.8	115	0	0	0	0	0	0	0	0	0.0	0		
Opponent	139	266	405	263	-	128	193	0.7	100	0	0	0	0	-	0	0	0	0.0	0		



2016-17 Kentucky Men's Basketball  
 Kentucky Team Game-by-Game (as of Dec 17, 2016)  
 All games



TEAM STATISTICS

Opponent	Date	Score	W	Total		3-Pointers		Free throws		Rebounds				pf	a	t/o	blk	stl	pts	avg
				fg-fga	pct	3fg-fga	pct	ft-fa	pct	off	def	tot	avg							
STEPHEN F. AUSTIN	11/11/16	87-64	W	31-62	.500	5-18	.278	20-30	.667	11	17	28	28.0	19	21	13	8	12	87	87.0
CANISIUS	11/13/16	93-69	W	31-61	.508	4-16	.250	27-39	.692	15	24	39	33.5	19	10	10	7	4	93	90.0
vs #13/13 Michigan State	11/15/16	69-48	W	23-60	.383	7-21	.333	16-20	.800	9	31	40	35.7	16	17	14	8	8	69	83.0
DUQUESNE	11/20/16	93-59	W	35-76	.461	7-26	.269	16-21	.762	16	33	49	39.0	17	19	11	10	11	93	85.5
CLEVELAND STATE	11/23/16	101-70	W	38-73	.521	9-24	.375	16-26	.615	16	31	47	40.6	18	25	13	6	6	101	88.6
UT MARTIN	11/25/16	111-76	W	41-74	.554	7-22	.318	22-29	.759	19	29	48	41.8	18	24	12	5	7	111	92.3
vs Arizona State	11/28/16	115-69	W	44-84	.524	11-28	.393	16-22	.727	20	39	59	44.3	16	33	9	9	7	115	95.6
#11/9 UCLA	12-3-16	92-97	L	33-80	.413	8-24	.333	18-27	.667	19	19	38	43.5	22	16	9	6	8	92	95.1
VALPO	12-7-16	87-63	W	33-71	.465	7-23	.304	14-24	.583	21	27	48	44.0	18	15	17	9	7	87	94.2
vs Hofstra	12/11/16	96-73	W	37-72	.514	8-23	.348	14-21	.667	12	29	41	43.7	27	20	7	8	4	96	94.4
vs #7 North Carolina	12/17/16	103-100	W	40-74	.541	10-18	.556	13-21	.619	15	24	39	43.3	20	19	10	2	4	103	95.2
Kentucky		1047		386-787	.490	83-243	.342	192-280	.686	173	303	476	43.3	210	219	125	78	78	1047	95.2
Opponents		788		278-698	.398	71-248	.286	161-229	.703	139	266	405	36.8	263	128	193	31	55	788	71.6

Games played: 11  
 Points/game: 95.2  
 FG Pct: 49.0  
 3FG Pct: 34.2  
 FT Pct: 68.6

Rebounds/game: 43.3  
 Assists/game: 19.9  
 Turnovers/game: 11.4  
 Assist/turnover ratio: 1.8  
 Steals/game: 7.1  
 Blocks/game: 7.1



2016-17 Kentucky Men's Basketball  
 Kentucky Opponent Game-by-Game (as of Dec 17, 2016)  
 All games



OPPONENT STATISTICS

Opponent	Date	Score	W	Total		3-Pointers		Free throws		Rebounds				pf	a	t/o	blk	stl	pts	avg
				fg-fga	pct	3fg-fga	pct	ft-fa	pct	off	def	tot	avg							
STEPHEN F. AUSTIN	11/11/16	87-64	W	23-52	.442	5-19	.263	13-19	.684	14	22	36	36.0	32	10	28	5	6	64	64.0
CANISIUS	11/13/16	93-69	W	26-62	.419	4-21	.190	13-20	.650	14	22	36	36.0	30	11	18	1	8	69	66.5
vs #13/13 Michigan State	11/15/16	69-48	W	20-61	.328	5-26	.192	3-9	.333	13	31	44	38.7	20	9	20	4	0	48	60.3
DUQUESNE	11/20/16	93-59	W	17-56	.304	5-25	.200	20-22	.909	7	25	32	37.0	17	7	18	1	7	59	60.0
CLEVELAND STATE	11/23/16	101-70	W	25-64	.391	6-27	.222	14-19	.737	11	25	36	36.8	27	7	19	1	5	70	62.0
UT MARTIN	11/25/16	111-76	W	27-66	.409	9-27	.333	13-20	.650	11	15	26	35.0	25	15	17	2	8	76	64.3
vs Arizona State	11/28/16	115-69	W	25-73	.342	8-26	.308	11-15	.733	11	22	33	34.7	21	15	13	4	4	69	65.0
#11/9 UCLA	12-3-16	92-97	L	35-66	.530	10-23	.435	17-21	.810	11	30	41	35.5	24	18	18	6	4	97	69.0
VALPO	12-7-16	87-63	W	23-67	.343	4-15	.267	13-19	.684	18	23	41	36.1	25	6	19	1	8	63	68.3
vs Hofstra	12/11/16	96-73	W	22-65	.338	6-22	.273	23-37	.622	19	26	45	37.0	20	12	14	1	1	73	68.8
vs #7 North Carolina	12/17/16	103-100	W	35-66	.530	9-17	.529	21-28	.750	10	25	35	36.8	22	18	9	5	4	100	71.6
Opponents		788		278-698	.398	71-248	.286	161-229	.703	139	266	405	36.8	263	128	193	31	55	788	71.6
Kentucky		1047		386-787	.490	83-243	.342	192-280	.686	173	303	476	43.3	210	219	125	78	78	1047	95.2

Games played: 11  
 Points/game: 71.6  
 FG Pct: 39.8  
 3FG Pct: 28.6  
 FT Pct: 70.3

Rebounds/game: 36.8  
 Assists/game: 11.6  
 Turnovers/game: 17.5  
 Assist/turnover ratio: 0.7  
 Steals/game: 5.0  
 Blocks/game: 2.8





2016-17 Kentucky Men's Basketball  
 Kentucky Points-Rebounds-Assists (as of Dec 17, 2016)  
 All games



Opponent	Date	Score		00 FOX,DE'AAR	01 KILLEA-JO	03 ADEBAYO,ED	05 MONK,MALIK	10 DAVID,JONN	11 MULDER,MYC	13 BRISCOE,IS
STEPHEN F. AUSTIN	11/11/16	87-64	w	12-4-12	0-3-0	5-1-1	10-0-1	DNP	8-0-0	17-1-1
CANISIUS	11/13/16	93-69	w	21-4-3	3-4-0	14-11-2	16-4-2	0-0-0	3-0-0	21-5-2
vs #13/13 Michigan Stat	11/15/16	69-48	w	12-4-6	0-0-0	6-5-0	23-6-1	DNP	0-0-0	21-4-2
DUQUESNE	11/20/16	93-59	w	16-7-6	6-3-0	12-8-1	14-2-0	0-0-0	13-4-1	13-3-5
CLEVELAND STATE	11/23/16	101-70	w	16-4-11	5-2-0	14-7-2	23-3-4	0-0-0	13-2-0	DNP
UT MARTIN	11/25/16	111-76	w	16-6-5	12-4-0	15-12-0	26-2-7	0-0-0	12-2-1	DNP
vs Arizona State	11/28/16	115-69	w	14-11-10	4-6-1	12-9-2	23-3-4	0-0-0	6-3-0	20-4-7
#11/9 UCLA	12-3-16	92-97	L	20-2-9	DNP	18-13-0	24-3-0	DNP	DNP	12-4-3
VALPO	12-7-16	87-63	w	9-7-5	2-3-0	16-7-0	15-2-1	DNP	9-7-2	10-1-2
vs Hofstra	12/11/16	96-73	w	15-5-2	4-2-0	14-7-1	20-1-4	DNP	6-5-0	19-2-6
vs #7 North Carolina	12/17/16	103-100	w	24-4-10	0-0-0	13-7-1	47-0-2	DNP	DNP	10-7-4

Opponent	Date	Score		14 WYNYARD,TA	15 HUMPHRIES,	20 CALIPARI,B	25 HAWKINS,DO	30 PULLIAM,DI	32 GABRIEL,WE	35 WILLIS,DER
STEPHEN F. AUSTIN	11/11/16	87-64	w	0-0-0	9-8-1	0-0-0	1-0-3	DNP	10-2-0	15-5-2
CANISIUS	11/13/16	93-69	w	0-1-0	6-4-0	2-0-0	2-1-1	0-0-0	3-3-0	2-2-0
vs #13/13 Michigan Stat	11/15/16	69-48	w	0-2-0	0-5-1	0-0-0	3-2-2	DNP	4-6-2	0-2-3
DUQUESNE	11/20/16	93-59	w	2-0-0	2-3-0	0-1-0	2-3-4	0-1-1	8-6-0	5-3-1
CLEVELAND STATE	11/23/16	101-70	w	4-3-0	9-9-1	0-0-0	0-1-0	DNP	10-10-6	7-5-1
UT MARTIN	11/25/16	111-76	w	0-2-1	7-3-0	0-0-0	6-4-9	0-0-0	15-6-1	2-1-0
vs Arizona State	11/28/16	115-69	w	2-1-0	3-3-0	3-1-1	7-3-3	0-0-0	10-7-4	11-6-1
#11/9 UCLA	12-3-16	92-97	L	DNP	0-2-2	DNP	5-1-0	DNP	2-8-0	11-4-2
VALPO	12-7-16	87-63	w	DNP	2-3-0	3-0-0	6-3-4	DNP	3-6-1	12-4-0
vs Hofstra	12/11/16	96-73	w	DNP	3-3-1	0-0-0	5-1-3	DNP	2-4-1	8-8-2
vs #7 North Carolina	12/17/16	103-100	w	DNP	2-5-0	DNP	0-2-2	DNP	4-6-0	3-1-0



2016-17 Kentucky Men's Basketball  
 Kentucky Game-by-Game Highs (as of Dec 17, 2016)  
 All games



Opponent	Date	Score	Points	Rebounds	Assists	Steals	Blocked shots
STEPHEN F. AUSTIN	11/11/16	87-64	17-Briscoe, Isaiah	8-Humphries, Isaac	12-Fox, De'Aaron	3-Humphries, Isaac Fox, De'Aaron	3-Willis, Derek Humphries, Isaac
CANISIUS	11/13/16	93-69	21-Briscoe, Isaiah Fox, De'Aaron	11-Adebayo, Edrice	3-Fox, De'Aaron	2-Hawkins, Dominiqu	3-Adebayo, Edrice
vs #13/13 Michigan State	11/15/16	69-48	23-MONK,MALIK	6-MONK,MALIK Gabriel, Wenyen	6-FOX,DE'AARON	3-Gabriel, Wenyen	2-Willis, Derek ADEBAYO,EDRICE
DUQUESNE	11/20/16	93-59	16-Fox, De'Aaron	8-Adebayo, Edrice	6-Fox, De'Aaron	4-Briscoe, Isaiah	2-Adebayo, Edrice Killeya-Jones, Sach Willis, Derek
CLEVELAND STATE	11/23/16	101-70	23-Monk, Malik	10-Gabriel, Wenyen	11-Fox, De'Aaron	2-Monk, Malik Fox, De'Aaron	1-Willis, Derek Calipari, Brad Fox, De'Aaron Mulder, Mychal Gabriel, Wenyen Killeya-Jones, Sach
UT MARTIN	11/25/16	111-76	26-Monk, Malik	12-Adebayo, Edrice	9-Hawkins, Dominiqu	3-Fox, De'Aaron	2-Humphries, Isaac
vs Arizona State	11/28/16	115-69	23-Monk, Malik	11-Fox, De'Aaron	10-Fox, De'Aaron	3-Briscoe, Isaiah	3-Adebayo, Edrice
#11/9 UCLA	12-3-16	92-97	24-Monk, Malik	13-Adebayo, Edrice	9-Fox, De'Aaron	5-Monk, Malik	4-Adebayo, Edrice
VALPO	12-7-16	87-63	16-Adebayo, Edrice	7-Fox, De'Aaron Mulder, Mychal Adebayo, Edrice	5-Fox, De'Aaron	2-Briscoe, Isaiah Fox, De'Aaron	3-Gabriel, Wenyen
vs Hofstra	12/11/16	96-73	20-MONK, Malik	8-Willis, Derek	6-Briscoe, Isaiah	2-Willis, Derek	2-Humphries, Isaac KILLEYA-JONES, S ADEBAYO, Edrice
vs #7 North Carolina	12/17/16	103-100	47-Monk, Malik	7-Briscoe, Isaiah Adebayo, Edrice	10-Fox, De'Aaron	2-Fox, De'Aaron	1-Briscoe, Isaiah Gabriel, Wenyen



2016-17 Kentucky Men's Basketball  
 Kentucky Team High/Low Analysis (as of Dec 17, 2016)  
 All games



Kentucky - TEAM GAME HIGHS

POINTS	115		vs Arizona State (11/28/16)
	111		UT MARTIN (11/25/16)
	103		vs #7 North Carolina (12/17/16)
	101		CLEVELAND STATE (11/23/16)
	96		vs Hofstra (12/11/16)
FIELD GOALS MADE	44		vs Arizona State (11/28/16)
	41		UT MARTIN (11/25/16)
FIELD GOAL ATTEMPTS	84		vs Arizona State (11/28/16)
	80		#11/9 UCLA (12-3-16)
FIELD GOAL PERCENTAGE	.554	(41-74)	UT MARTIN (11/25/16)
	.541	(40-74)	vs #7 North Carolina (12/17/16)
3 PT FIELD GOALS MADE	11		vs Arizona State (11/28/16)
	10		vs #7 North Carolina (12/17/16)
3 PT FG ATTEMPTS	28		vs Arizona State (11/28/16)
	26		DUQUESNE (11/20/16)
3 PT FG PERCENTAGE	.556	(10-18)	vs #7 North Carolina (12/17/16)
	.393	(11-28)	vs Arizona State (11/28/16)
FREE THROWS MADE	27		CANISIUS (11/13/16)
	22		UT MARTIN (11/25/16)
FREE THROW ATTEMPTS	39		CANISIUS (11/13/16)
	30		STEPHEN F. AUSTIN (11/11/16)
FREE THROW PERCENTAGE	.800	(16-20)	vs #13/13 Michigan State (11/15/16)
	.762	(16-21)	DUQUESNE (11/20/16)
REBOUNDS	59		vs Arizona State (11/28/16)
	49		DUQUESNE (11/20/16)
ASSISTS	33		vs Arizona State (11/28/16)
	25		CLEVELAND STATE (11/23/16)
STEALS	12		STEPHEN F. AUSTIN (11/11/16)
	11		DUQUESNE (11/20/16)
BLOCKED SHOTS	10		DUQUESNE (11/20/16)
	9		VALPO (12-7-16)
	9		vs Arizona State (11/28/16)
TURNOVERS	17		VALPO (12-7-16)
	14		vs #13/13 Michigan State (11/15/16)
FOULS	27		vs Hofstra (12/11/16)
	22		#11/9 UCLA (12-3-16)



2016-17 Kentucky Men's Basketball  
 Kentucky High/Low Analysis (as of Dec 17, 2016)  
 All games



Opponent - GAME HIGHS

POINTS	100		vs #7 North Carolina (12/17/16)
	97		#11/9 UCLA (12-3-16)
	76		UT MARTIN (11/25/16)
	73		vs Hofstra (12/11/16)
	70		CLEVELAND STATE (11/23/16)
FIELD GOALS MADE	35		vs #7 North Carolina (12/17/16)
	35		#11/9 UCLA (12-3-16)
FIELD GOAL ATTEMPTS	73		vs Arizona State (11/28/16)
	67		VALPO (12-7-16)
FIELD GOAL PERCENTAGE	.530	(35-66)	vs #7 North Carolina (12/17/16)
	.530	(35-66)	#11/9 UCLA (12-3-16)
3 PT FIELD GOALS MADE	10		#11/9 UCLA (12-3-16)
	9		vs #7 North Carolina (12/17/16)
	9		UT MARTIN (11/25/16)
3 PT FG ATTEMPTS	27		UT MARTIN (11/25/16)
	27		CLEVELAND STATE (11/23/16)
3 PT FG PERCENTAGE	.529	(9-17)	vs #7 North Carolina (12/17/16)
	.435	(10-23)	#11/9 UCLA (12-3-16)
FREE THROWS MADE	23		vs Hofstra (12/11/16)
	21		vs #7 North Carolina (12/17/16)
FREE THROW ATTEMPTS	37		vs Hofstra (12/11/16)
	28		vs #7 North Carolina (12/17/16)
FREE THROW PERCENTAGE	.909	(20-22)	DUQUESNE (11/20/16)
	.810	(17-21)	#11/9 UCLA (12-3-16)
REBOUNDS	45		vs Hofstra (12/11/16)
	44		vs #13/13 Michigan State (11/15/16)
ASSISTS	18		vs #7 North Carolina (12/17/16)
	18		#11/9 UCLA (12-3-16)
STEALS	8		VALPO (12-7-16)
	8		UT MARTIN (11/25/16)
	8		CANISIUS (11/13/16)
BLOCKED SHOTS	6		#11/9 UCLA (12-3-16)
	5		vs #7 North Carolina (12/17/16)
	5		STEPHEN F. AUSTIN (11/11/16)
TURNOVERS	28		STEPHEN F. AUSTIN (11/11/16)
	20		vs #13/13 Michigan State (11/15/16)
FOULS	32		STEPHEN F. AUSTIN (11/11/16)
	30		CANISIUS (11/13/16)





2016-17 Kentucky Men's Basketball  
 Kentucky High/Low Analysis (as of Dec 17, 2016)  
 All games



Kentucky - GAME LOWS

POINTS	69		vs #13/13 Michigan State (11/15/16)
	87		STEPHEN F. AUSTIN (11/11/16)
	87		VALPO (12-7-16)
	92		#11/9 UCLA (12-3-16)
	93		CANISIUS (11/13/16)
	93		DUQUESNE (11/20/16)
FIELD GOALS MADE	23		vs #13/13 Michigan State (11/15/16)
	31		STEPHEN F. AUSTIN (11/11/16)
	31		CANISIUS (11/13/16)
FIELD GOAL ATTEMPTS	60		vs #13/13 Michigan State (11/15/16)
	61		CANISIUS (11/13/16)
FIELD GOAL PERCENTAGE	.383	(23-60)	vs #13/13 Michigan State (11/15/16)
	.413	(33-80)	#11/9 UCLA (12-3-16)
3 PT FIELD GOALS MADE	4		CANISIUS (11/13/16)
	5		STEPHEN F. AUSTIN (11/11/16)
3 PT FG ATTEMPTS	16		CANISIUS (11/13/16)
	18		STEPHEN F. AUSTIN (11/11/16)
	18		vs #7 North Carolina (12/17/16)
3 PT FG PERCENTAGE	.250	(4-16)	CANISIUS (11/13/16)
	.269	(7-26)	DUQUESNE (11/20/16)
FREE THROWS MADE	13		vs #7 North Carolina (12/17/16)
	14		VALPO (12-7-16)
	14		vs Hofstra (12/11/16)
FREE THROW ATTEMPTS	20		vs #13/13 Michigan State (11/15/16)
	21		DUQUESNE (11/20/16)
	21		vs Hofstra (12/11/16)
	21		vs #7 North Carolina (12/17/16)
FREE THROW PERCENTAGE	.583	(14-24)	VALPO (12-7-16)
	.615	(16-26)	CLEVELAND STATE (11/23/16)
REBOUNDS	28		STEPHEN F. AUSTIN (11/11/16)
	38		#11/9 UCLA (12-3-16)
ASSISTS	10		CANISIUS (11/13/16)
	15		VALPO (12-7-16)
STEALS	4		CANISIUS (11/13/16)
	4		vs Hofstra (12/11/16)
	4		vs #7 North Carolina (12/17/16)
BLOCKED SHOTS	2		vs #7 North Carolina (12/17/16)
	5		UT MARTIN (11/25/16)
TURNOVERS	7		vs Hofstra (12/11/16)
	9		vs Arizona State (11/28/16)
	9		#11/9 UCLA (12-3-16)
FOULS	16		vs #13/13 Michigan State (11/15/16)
	16		vs Arizona State (11/28/16)



2016-17 Kentucky Men's Basketball  
 Kentucky High/Low Analysis (as of Dec 17, 2016)  
 All games



Opponent - GAME LOWS

POINTS	48		vs #13/13 Michigan State (11/15/16)
	59		DUQUESNE (11/20/16)
	63		VALPO (12-7-16)
	64		STEPHEN F. AUSTIN (11/11/16)
	69		CANISIUS (11/13/16)
	69		vs Arizona State (11/28/16)
FIELD GOALS MADE	17		DUQUESNE (11/20/16)
	20		vs #13/13 Michigan State (11/15/16)
FIELD GOAL ATTEMPTS	52		STEPHEN F. AUSTIN (11/11/16)
	56		DUQUESNE (11/20/16)
FIELD GOAL PERCENTAGE	.304	(17-56)	DUQUESNE (11/20/16)
	.328	(20-61)	vs #13/13 Michigan State (11/15/16)
3 PT FIELD GOALS MADE	4		CANISIUS (11/13/16)
	4		VALPO (12-7-16)
3 PT FG ATTEMPTS	15		VALPO (12-7-16)
	17		vs #7 North Carolina (12/17/16)
3 PT FG PERCENTAGE	.190	(4-21)	CANISIUS (11/13/16)
	.192	(5-26)	vs #13/13 Michigan State (11/15/16)
FREE THROWS MADE	3		vs #13/13 Michigan State (11/15/16)
	11		vs Arizona State (11/28/16)
FREE THROW ATTEMPTS	9		vs #13/13 Michigan State (11/15/16)
	15		vs Arizona State (11/28/16)
FREE THROW PERCENTAGE	.333	(3-9)	vs #13/13 Michigan State (11/15/16)
	.622	(23-37)	vs Hofstra (12/11/16)
REBOUNDS	26		UT MARTIN (11/25/16)
	32		DUQUESNE (11/20/16)
ASSISTS	6		VALPO (12-7-16)
	7		DUQUESNE (11/20/16)
	7		CLEVELAND STATE (11/23/16)
STEALS	0		vs #13/13 Michigan State (11/15/16)
	1		vs Hofstra (12/11/16)
BLOCKED SHOTS	1		CANISIUS (11/13/16)
	1		DUQUESNE (11/20/16)
	1		CLEVELAND STATE (11/23/16)
	1		VALPO (12-7-16)
	1		vs Hofstra (12/11/16)
TURNOVERS	9		vs #7 North Carolina (12/17/16)
	13		vs Arizona State (11/28/16)
FOULS	17		DUQUESNE (11/20/16)
	20		vs #13/13 Michigan State (11/15/16)
	20		vs Hofstra (12/11/16)



2016-17 Kentucky Men's Basketball  
 Kentucky Player High/Low Analysis (as of Dec 17, 2016)  
 All games



Kentucky - INDIVIDUAL GAME HIGHS

Points	47		Monk, Malik vs #7 North Carolina (12/17/16)
	26		Monk, Malik vs UT MARTIN (11/25/16)
	24		Fox, De'Aaron vs #7 North Carolina (12/17/16)
	24		Monk, Malik vs #11/9 UCLA (12-3-16)
	23		Monk, Malik vs Arizona State (11/28/16)
	23		Monk, Malik vs CLEVELAND STATE (11/23/16)
	23		MONK,MALIK vs #13/13 Michigan State (11/15/16)
Field Goals Made	18		Monk, Malik vs #7 North Carolina (12/17/16)
	10		Monk, Malik vs #11/9 UCLA (12-3-16)
	10		Monk, Malik vs UT MARTIN (11/25/16)
Field Goal Att.	28		Monk, Malik vs #7 North Carolina (12/17/16)
	21		Fox, De'Aaron vs #7 North Carolina (12/17/16)
FG Pct (min 5 made)	.833	(5-6)	Gabriel, Wenyen vs STEPHEN F. AUSTIN (11/11/16)
	.778	(7-9)	Briscoe, Isaiah vs Arizona State (11/28/16)
3-Point FG Made	8		Monk, Malik vs #7 North Carolina (12/17/16)
	7		MONK,MALIK vs #13/13 Michigan State (11/15/16)
3-Point FG Att.	12		Monk, Malik vs #7 North Carolina (12/17/16)
	11		MONK,MALIK vs #13/13 Michigan State (11/15/16)
3-Pt FG Pct (min 2 made)	1.000	(2-2)	Briscoe, Isaiah vs Arizona State (11/28/16)
	.800	(4-5)	Mulder, Mychal vs UT MARTIN (11/25/16)
Free Throws Made	10		Adebayo, Edrice vs #11/9 UCLA (12-3-16)
	9		Fox, De'Aaron vs CANISIUS (11/13/16)
Free Throw Att.	13		Adebayo, Edrice vs #11/9 UCLA (12-3-16)
	13		Adebayo, Edrice vs CANISIUS (11/13/16)
FT Pct (min 3 made)	1.000	(9-9)	Fox, De'Aaron vs CANISIUS (11/13/16)
	1.000	(6-6)	Gabriel, Wenyen vs UT MARTIN (11/25/16)
	1.000	(6-6)	FOX,DE'AARON vs #13/13 Michigan State (11/15/16)
	1.000	(6-6)	Fox, De'Aaron vs STEPHEN F. AUSTIN (11/11/16)
	1.000	(5-5)	FOX, De'Aaron vs Hofstra (12/11/16)
	1.000	(5-5)	Briscoe, Isaiah vs #13/13 Michigan State (11/15/16)
	1.000	(4-4)	Hawkins, Dominique vs UT MARTIN (11/25/16)
	1.000	(4-4)	Monk, Malik vs UT MARTIN (11/25/16)
	1.000	(4-4)	Adebayo, Edrice vs CLEVELAND STATE (11/23/16)
	1.000	(4-4)	Monk, Malik vs CANISIUS (11/13/16)
	1.000	(4-4)	Willis, Derek vs STEPHEN F. AUSTIN (11/11/16)
Rebounds	13		Adebayo, Edrice vs #11/9 UCLA (12-3-16)
	12		Adebayo, Edrice vs UT MARTIN (11/25/16)
Assists	12		Fox, De'Aaron vs STEPHEN F. AUSTIN (11/11/16)
	11		Fox, De'Aaron vs CLEVELAND STATE (11/23/16)
Steals	5		Monk, Malik vs #11/9 UCLA (12-3-16)
	4		Briscoe, Isaiah vs DUQUESNE (11/20/16)
Blocked Shots	4		Adebayo, Edrice vs #11/9 UCLA (12-3-16)
	3		Gabriel, Wenyen vs VALPO (12-7-16)
	3		Adebayo, Edrice vs Arizona State (11/28/16)
	3		Adebayo, Edrice vs CANISIUS (11/13/16)
	3		Humphries, Isaac vs STEPHEN F. AUSTIN (11/11/16)
	3		Willis, Derek vs STEPHEN F. AUSTIN (11/11/16)
Turnovers	5		ADEBAYO,EDRICE vs #13/13 Michigan State (11/15/16)
	4		Fox, De'Aaron vs Arizona State (11/28/16)
	4		Fox, De'Aaron vs UT MARTIN (11/25/16)
	4		Briscoe, Isaiah vs STEPHEN F. AUSTIN (11/11/16)
Fouls	5		Adebayo, Edrice vs #7 North Carolina (12/17/16)
	4		Briscoe, Isaiah vs #7 North Carolina (12/17/16)

	4	MONK, Malik vs Hofstra (12/11/16)
	4	Hawkins, Dominique vs Hofstra (12/11/16)
	4	Gabriel, Wenyen vs VALPO (12-7-16)
	4	Fox, De'Aaron vs #11/9 UCLA (12-3-16)
	4	Briscoe, Isaiah vs #11/9 UCLA (12-3-16)
	4	Killeya-Jones, Sacha vs Arizona State (11/28/16)
	4	Gabriel, Wenyen vs UT MARTIN (11/25/16)
	4	Gabriel, Wenyen vs CLEVELAND STATE (11/23/16)
	4	Adebayo, Edrice vs CLEVELAND STATE (11/23/16)
	4	ADEBAYO,EDRICE vs #13/13 Michigan State (11/15/16)
	4	Adebayo, Edrice vs STEPHEN F. AUSTIN (11/11/16)
Minutes	38	Briscoe, Isaiah vs #7 North Carolina (12/17/16)
	38	Monk, Malik vs #7 North Carolina (12/17/16)
	36	Monk, Malik vs #11/9 UCLA (12-3-16)
	35	Fox, De'Aaron vs #7 North Carolina (12/17/16)
	35	Briscoe, Isaiah vs #13/13 Michigan State (11/15/16)





2016-17 Kentucky Men's Basketball  
 Kentucky Opponent High/Low Analysis (as of Dec 17, 2016)  
 All games



OPPONENT INDIVIDUAL GAME HIGHS

Points	34		Justin Jackson vs #7 North Carolina (12/17/16)
	28		Edwards, Rob vs CLEVELAND STATE (11/23/16)
	23		Joel Berry II vs #7 North Carolina (12/17/16)
	23		Peters, Alec vs VALPO (12-7-16)
	19		Hamilton, Isaac vs #11/9 UCLA (12-3-16)
Field Goals Made	12		Edwards, Rob vs CLEVELAND STATE (11/23/16)
	10		Justin Jackson vs #7 North Carolina (12/17/16)
Field Goal Att.	21		Edwards, Rob vs CLEVELAND STATE (11/23/16)
	20		Peters, Alec vs VALPO (12-7-16)
FG Pct (min 5 made)	.714	(5-7)	Kennedy Meeks vs #7 North Carolina (12/17/16)
	.714	(5-7)	Welsh, Thomas vs #11/9 UCLA (12-3-16)
	.714	(5-7)	Martinez, Javier vs UT MARTIN (11/25/16)
3-Point FG Made	4		Justin Jackson vs #7 North Carolina (12/17/16)
	3		Joel Berry II vs #7 North Carolina (12/17/16)
	3		Hamilton, Isaac vs #11/9 UCLA (12-3-16)
	3		Cunliffe, Sam vs Arizona State (11/28/16)
	3		Edwards, Kedar vs UT MARTIN (11/25/16)
	3		Word, Bobby vs CLEVELAND STATE (11/23/16)
3-Point FG Att.	10		Robertson, Kassius vs CANISIUS (11/13/16)
	8		Ball, Lonzo vs #11/9 UCLA (12-3-16)
	8		Cunliffe, Sam vs Arizona State (11/28/16)
	8		Mobley, Jacolby vs UT MARTIN (11/25/16)
	8		Butler, Matthew vs UT MARTIN (11/25/16)
	8		Word, Bobby vs CLEVELAND STATE (11/23/16)
3-Pt FG Pct (min 2 made)	.667	(2-3)	Luke Maye vs #7 North Carolina (12/17/16)
	.667	(2-3)	Holiday, Aaron vs #11/9 UCLA (12-3-16)
Free Throws Made	10		Justin Jackson vs #7 North Carolina (12/17/16)
	9		POWERS, Deron vs Hofstra (12/11/16)
Free Throw Att.	15		Justin Jackson vs #7 North Carolina (12/17/16)
	11		POWERS, Deron vs Hofstra (12/11/16)
FT Pct (min 3 made)	1.000	(6-6)	Tony Bradley vs #7 North Carolina (12/17/16)
	1.000	(4-4)	Peters, Alec vs VALPO (12-7-16)
	1.000	(4-4)	Welsh, Thomas vs #11/9 UCLA (12-3-16)
	1.000	(4-4)	Graham, Torian vs Arizona State (11/28/16)
	1.000	(4-4)	Fofana, Mike vs UT MARTIN (11/25/16)
	1.000	(4-4)	Mike, Isiaha vs DUQUESNE (11/20/16)
Rebounds	13		Leaf, TJ vs #11/9 UCLA (12-3-16)
	12		BRIDGES,MILES vs #13/13 Michigan State (11/15/16)
Assists	7		Joel Berry II vs #7 North Carolina (12/17/16)
	7		Ball, Lonzo vs #11/9 UCLA (12-3-16)
Steals	3		Adekoya, Jubril vs VALPO (12-7-16)
	3		Mike, Isiaha vs DUQUESNE (11/20/16)
	3		Reese, Isaiah vs CANISIUS (11/13/16)
Blocked Shots	3		BRIDGES,MILES vs #13/13 Michigan State (11/15/16)
	2		Anigbogu, Ike vs #11/9 UCLA (12-3-16)
	2		Oleka, Obinna vs Arizona State (11/28/16)
Turnovers	9		BRIDGES,MILES vs #13/13 Michigan State (11/15/16)
	7		Charles, Ty vs STEPHEN F. AUSTIN (11/11/16)
Fouls	5		Joel Berry II vs #7 North Carolina (12/17/16)
	5		Kennedy Meeks vs #7 North Carolina (12/17/16)
	5		PEMBERTON, Eli vs Hofstra (12/11/16)
	5		Anigbogu, Ike vs #11/9 UCLA (12-3-16)
	5		Welsh, Thomas vs #11/9 UCLA (12-3-16)

5	Tshisumpa, Jethro vs Arizona State (11/28/16)
5	Clayborne, Evan vs CLEVELAND STATE (11/23/16)
5	Sloan, Derek vs CLEVELAND STATE (11/23/16)
5	Huntley, Josh vs STEPHEN F. AUSTIN (11/11/16)
5	Holyfield, TJ vs STEPHEN F. AUSTIN (11/11/16)



2016-17 Kentucky Men's Basketball  
 Kentucky Team Game-by-Game Comparison (as of Dec 17, 2016)  
 All games



Opponent	1st	2nd	Score	Mar	Total FG	FG Pct	3-Pointers	3FG Pct	Free Throws	FT Pct	Rebounds	Assist	T/Over	Block	Steal	Fouls
STEPHEN F. AUSTIN	48/32	39/32	87-64	+23	31-62/23-52	.500/.442	5-18/5-19	.278/.263	20-30/13-19	.667/.684	28/36 (8)	21/10	13/28	8/5	12/6	19/32
CANISIUS	44/35	49/34	93-69	+24	31-61/26-62	.508/.419	4-16/4-21	.250/.190	27-39/13-20	.692/.650	39/36 +3	10/11	10/18	7/1	4/8	19/30
#13/13 Michigan State	34/26	35/22	69-48	+21	23-60/20-61	.383/.328	7-21/5-26	.333/.192	16-20/3-9	.800/.333	40/44 (4)	17/9	14/20	8/4	8/0	16/20
DUQUESNE	50/23	43/36	93-59	+34	35-76/17-56	.461/.304	7-26/5-25	.269/.200	16-21/20-22	.762/.909	49/32 +17	19/7	11/18	10/1	11/7	17/17
CLEVELAND STATE	56/35	45/35	101-70	+31	38-73/25-64	.521/.391	9-24/6-27	.375/.222	16-26/14-19	.615/.737	47/36 +11	25/7	13/19	6/1	6/5	18/27
UT MARTIN	53/38	58/38	111-76	+35	41-74/27-66	.554/.409	7-22/9-27	.318/.333	22-29/13-20	.759/.650	48/26 +22	24/15	12/17	5/2	7/8	18/25
Arizona State	58/30	57/39	115-69	+46	44-84/25-73	.524/.342	11-28/8-26	.393/.308	16-22/11-15	.727/.733	59/33 +26	33/15	9/13	9/4	7/4	16/21
#11/9 UCLA	45/49	47/48	92-97	(5)	33-80/35-66	.413/.530	8-24/10-23	.333/.435	18-27/17-21	.667/.810	38/41 (3)	16/18	9/18	6/6	8/4	22/24
VALPO	45/24	42/39	87-63	+24	33-71/23-67	.465/.343	7-23/4-15	.304/.267	14-24/13-19	.583/.684	48/41 +7	15/6	17/19	9/1	7/8	18/25
Hofstra	48/33	48/40	96-73	+23	37-72/22-65	.514/.338	8-23/6-22	.348/.273	14-21/23-37	.667/.622	41/45 (4)	20/12	7/14	8/1	4/1	27/20
#7 North Carolina	56/51	47/49	103-100	+3	40-74/35-66	.541/.530	10-18/9-17	.556/.529	13-21/21-28	.619/.750	39/35 +4	19/18	10/9	2/5	4/4	20/22

Note: Game totals are displayed in the format TEAM/OPPONENT for each category