



2016-17 SCHEDULE

November 2016

03	UNION (EXH)	SECN+	W, 78-60
11	#14 MIAMI (FLA.) (N1)	SECN+	W, 82-66
12	ALBANY (N1)	SECN+	W, 70-46
17	NEW HAMPSHIRE	SECN+	W, 92-43
19	at Colorado	Pac12.com	L, 79-69
23	MOREHEAD STATE	SECN+	W, 74-47
27	SAMFORD	SECN+	W, 80-57

December 2016

01	#12 Oklahoma^	SEC Network	W, 82-68
04	at #7 Louisville	ACCNExtra	L, 69-67ot
09	MIDDLE TENNESSEE	SECN+	W, 61-48
11	#23 ARIZONA STATE	SEC Network	L, 73-71ot
18	RADFORD	SECN+	W, 59-36
21	WASHINGTON STATE	SECN+	W, 69-67
29	at No. 15 Duke	ACCNExtra	L, 69-54

January 2017

01	at (rv) Tennessee*	ESPN2	L, 72-65
05	MISSOURI*	SEC Network	W, 64-62
08	(rv) TEXAS A&M*	SEC Network	L, 77-68
12	at (rv) Alabama*	SECN+	W, 71-54
15	GEORGIA*	SEC Network	W, 82-61
19	at (rv) LSU*	SECN+	W, 55-42
22	at Auburn*	SEC Network	3 p.m.
26	OLE MISS*	SECN+	7 p.m.
30	at Missouri*	SEC Network	7 p.m.

February 2017

02	SOUTH CAROLINA*	SEC Network	7 p.m.
05	VANDERBILT*	SEC Network	Noon
09	at Georgia*	SECN+	7 p.m.
16	at Arkansas*	SECN+	8 p.m.
19	FLORIDA*	SEC Network	1 p.m.
23	MISSISSIPPI STATE*	SECN+	7 p.m.
26	at South Carolina*	ESPNU/2	2/5 p.m.

March 2017

01-05	SEC Tournament (N2)	TBA
17-20	NCAA First & Second Rounds (N3)	TBA
24-27	NCAA Regionals (N4)	TBA

April 2017

31-2	NCAA Final Four (N5)	TBA
------	----------------------	-----

All Times Eastern (ET)

* denotes SEC game; ^ denotes SEC/Big 12 Challenge
 N1 – Kentucky Classic – Lexington, Ky. (Memorial Coliseum); N2 – SEC Tournament – Greenville, S.C. (Bon Secours Wellness Arena); N3 – NCAA First & Second Rounds – TBA; N4 – NCAA Regionals – Bridgeport, Conn.; Lexington, Ky.; Oklahoma City; Stockton, Calif.
 N5 – NCAA Final Four – Dallas (American Airlines Arena)

Follow #ONE

TELEVISION - SEC Network

Play-by-Play Sam Gore
 Color Analyst Mike Thibault

RADIO - UK Sports Network (630 AM)

Play-by-Play Neil Price

ONLINE - ESPN3.com

LIVE GAME STATS ON YOUR LAPTOP!

kentucky.statbroadcast.com (home games only)

TICKETS

Tickets are available on ukathletics.com/tickets

SOCIAL MEDIA

@KentuckyWBB



(rv) Kentucky Wildcats at Auburn Tigers

Sunday, Jan. 22, 2017 • 3 p.m. ET • SEC Network

Auburn, Ala. • Auburn Arena (9,121)

UK Media Relations • (859) 257-3838 • www.ukathletics.com

Kentucky WBB Contacts: **Evan Crane** (wesley.crane@uky.edu) and **Karlie Kinneer** (karlie.kinneer@uky.edu)

GAME CENTER

KENTUCKY

Record: 13-6 (4-2 SEC)

Home Record: 12-2


Away Record: 2-4

Neutral Record: 0-0

Ranking: rv/nr

RPI: 19

Last Game: W, 55-42 at (rv) LSU (Jan. 19)



Coach: Matthew Mitchell (Mississippi St, 1995)

Overall: 262-124 (.678) (12th season)

at UK: 232-95 (.709) (10th season)

AUBURN

Record: 14-5 (4-1 SEC)

Home Record: 6-2

Away Record: 5-2

Neutral Record: 3-1

Ranking: nr/nr

RPI: 20

Last Game: W, 79-61 vs. Tennessee (Jan. 19)



Coach: Terri Williams-Flournoy (Penn State, 91)

Overall: 85-66 (.562) (5th season)

at AU: 226-170 (.570) (12th season)

QUICK NOTES

- Kentucky is in its 43rd season of varsity women's basketball with a 774-510 (.603) all-time record.
- The Wildcats have had great success in Memorial Coliseum, sitting at 426-148 (.742) overall in the historic building, including a 136-20 (.871) mark under head coach Matthew Mitchell. Kentucky is 11-2 at home this season, including an 11-1 mark inside Memorial Coliseum.
- In the latest NCAA RPI listing, Kentucky has the No. 4 strength of schedule in the nation. UK is No. 19 overall in the NCAA RPI. UK has played eight games against RPI top 50 teams with three wins (#18 Miami (Fla.), #21 LSU and #23 Oklahoma).
- Although there are several familiar faces on this UK team, the Wildcats are playing with a mostly inexperienced roster as six of UK's 11 players played their first career game as a Wildcat this season. Four of those six players are playing important minutes with Makenzie Cann averaging 29.4 minutes, Jessica Hardin averaging 13.8 minutes, Jaida Roper averaging 12.6 minutes and Paige Poffenberger averaging 7.0 minutes.
- The Wildcats have started Southeastern Conference play with a 4-2 record, falling to Tennessee and Texas A&M, who are both receiving votes. UK's first win came in its SEC home opener vs. Missouri. Currently, UK is on a three-game SEC winning streak with wins over Alabama, UGA, LSU.
- Kentucky had only five turnovers against Tennessee and nine against Missouri marking the first time in the Matthew Mitchell era that UK had nine or less turnovers in consecutive SEC games.
- UK has had five games this season with nine or less turnovers, which is the most games of that category in a single season in the Matthew Mitchell's tenure.

STARTING FIVE



#4

MACI MORRIS

G

6-0

SOPH.

PINEVILLE, Ky.

- Scored a career-high 29 points with three assists against Arizona State.
- Has scored in double figures 10 times this season and is averaging 11.2 points per game.
- Third on the team with 32 assists and tied for second on the team with 13 blocks.



#13

EVELYN AKHATOR

F

6-3

Sr.

Lagos, Nigeria

- Has 24 career double-doubles, sitting as the fourth most in program history.
- Three-time SEC Player of the Week honoree, most recently on Jan. 17.
- Second player in UK history with 24+ points, 15+ rebounds in consecutive games.



#24

TAYLOR MURRAY

G

5-6

SOPH.

Odenton, Md.

- Career-high 23 points vs. Tennessee with six rebounds and two assists.
- Returned from injury vs. Duke with team-high 18 points, including four rebounds.
- Is averaging 5.2 rebounds per game after a career-high 13 boards against LSU.



#25

MAKAYLA EPPS


G

5-10

Sr.

Lebanon, Ky.

- Preseason All-America by multiple outlets and on Nancy Lieberman Preseason Watch List.
- Has 1,517 career points, ranking 8th all-time on Kentucky's career scoring list.
- Has six 20+ point games this season, including 30 vs. No. 12 Oklahoma.



#45

ALYSSA RICE

C

6-3

Jr.

Reynoldsburg, Ohio

- Career-high 10 points with seven rebounds against New Hampshire.
- Had nine rebounds and nine points against Radford, tying her career high in rebounds.
- Has played in 79 career games with 29 starts.

SEVEN STRAIGHT NCAA TOURNAMENTS

FIVE SWEET 16 & THREE ELITE EIGHT APPEARANCES IN LAST SEVEN SEASONS

NATIONAL POLLS

THE ASSOCIATED PRESS POLL (JAN. 16)

1	Connecticut (33)	16-0	825
2	Baylor	17-1	786
3	Maryland	17-1	744
4	Mississippi State	18-0	728
5	South Carolina	15-1	696
6	Notre Dame	16-2	668
7	Florida State	17-2	628
8	Washington	18-2	591
9	Louisville	16-4	528
10	Stanford	15-3	489
11	Oregon State	16-2	482
12	Texas	12-4	422
13	UCLA	13-4	415
14	Miami	14-4	401
15	Duke	15-3	367
16	Ohio State	15-5	348
17	Virginia Tech	15-1	322
18	Arizona State	13-4	265
19	DePaul	16-4	230
20	Oklahoma	14-4	202
21	NC State	14-5	140
22	Kansas State	14-4	121
23	South Florida	14-2	102
24	West Virginia	14-4	78
25	Texas A&M	14-4	42

Other UK opps receiving votes: **LSU 6, KENTUCKY 4**

USA TODAY COACHES' POLL (JAN. 17)

1	Connecticut (32)	16-0	800
2	Baylor	17-1	762
3	Maryland	17-1	722
4	Mississippi State	19-0	706
5	South Carolina	15-1	687
6	Florida State	17-2	628
7	Washington	18-2	597
8	Louisville	16-4	551
9	Notre Dame	16-3	542
10	Stanford	15-3	504
11	UCLA	13-4	475
12	Oregon State	16-2	464
13	Ohio State	15-5	370
14	Texas	12-4	368
14	Miami	14-4	368
16	Virginia Tech	16-1	283
16	Duke	15-3	283
18	DePaul	16-4	259
19	Arizona State	13-4	254
20	Oklahoma	14-4	143
21	NC State	14-5	139
22	South Florida	14-2	132
23	West Virginia	14-4	80
24	Syracuse	13-6	66
25	Green Bay	15-2	52

Other UK opps receiving votes: **Tennessee 18, Texas A&M 16**

2016-17 UK Opponents in Bold

DATE	WEEK-BY-WEEK	COACHES
Preseason	19	19
Nov. 14/15	15	19
Nov. 21/22	20	24
Nov. 28/29	17	20
Dec. 5/6	15	17
Dec. 12/13	19	23
Dec. 19/20	18	24
Dec. 26/27	17	23
Jan. 2/3	24	RV
Jan. 9/10	RV	NR
Jan. 16/17	RV	NR

TELEVISION CHART



0 LaShae Halsel
Soph. / F / 6-0
Bowling Green, Ky.



4 Maci Morris
Soph. / G / 6-0
Pineville, Ky.



11 Rachel Potter
Jr. / G / 5-11
Pikeville, Ky.



13 Evelyn Akhator
Sr. / F / 6-3
Lagos, Nigeria



15 Jessica Hardin
Sr. / G / 5-8
Monticello, Ky.



20 Paige Poffenberger
Fr. / G / 5-8
Morgantown, W.Va.



21 Ogechi Anyagaligbo
So. / F / 6-1
Miami, Fla.



22 Makenzie Cann
Jr. / G / 6-1
Lawrenceville, Ky.



24 Taylor Murray
Soph. / G / 5-6
Odenton, Md.



25 Makayla Epps
Sr. / G / 5-10
Lebanon, Ky.



32 Jaida Roper
Fr. / G / 5-6
Memphis, Tenn.



45 Alyssa Rice
Jr. / C / 6-3
Reynoldsburg, Ohio



Matthew Mitchell
Head Coach
Tenth Season



Kyra Elzy
Assoc. Head Coach
1st Season/5th Overall



Niya Butts
Assistant Coach
1st Season/6th Overall



Lin Dunn
Assistant Coach
First Season

2016-17 KENTUCKY WOMEN'S BASKETBALL ROSTER

#	Name	Pos.	Yr-Exp.	Ht.	Hometown/Previous School
0	LaShae Halsel	G	So.-HS	6-0	Bowling Green, Ky./Warren Central HS
4	Maci Morris	G	So.-1L	6-0	Pineville, Ky./Bell County HS
11	Rachel Potter	G	Jr.	5-11	Pikeville, Ky./Pikeville HS
13	Evelyn Akhator	F/C	Sr.-1L	6-3	Lagos, Nigeria /Brano HS/Chipola College
15	Jessica Hardin	G	Sr.	5-8	Monticello, Ky./Wayne Count HS/Bellarmine
20	Paige Poffenberger	G	Fr.-HS	5-8	Morgantown, W.Va./Morgantown HS
21	Ogechi Anyagaligbo*	F	So.-TR	6-1	Miami, Fla./Miami Country Day/Stony Brook
22	Makenzie Cann	G	Jr.-TR	6-1	Lawrenceburg, Ky./Anderson County HS/Cincinnati
24	Taylor Murray	PG	So.-1L	5-6	Odenton, Md./ Annapolis Area Christian School
25	Makayla Epps	G	Sr.-3L	5-10	Lebanon, Ky./ Marion County HS
32	Jaida Roper	PG	Fr.-HS	5-6	Memphis, Tenn./Houston HS
45	Alyssa Rice	C	Jr.-2L	6-3	Reynoldsburg, Ohio/ Reynoldsburg HS

* - Will sit out the 2016-17 season due to NCAA transfer rules

Head Coach: Matthew Mitchell (Mississippi State, 1995) – 12th season, 10th at Kentucky

Associate Head Coach: Kyra Elzy (Tennessee, 1999, 2001) – 1st season, fifth at Kentucky

Assistant Coach: Niya Butts (Tennessee, 2000; Tenn. Tech, 2002) – 1st season, sixth at Kentucky

Assistant Coach: Lin Dunn (UT Martin, 1969) – 1st season

Pronunciation Guide: Evelyn Akhator (ack-uh-TOR); Ogechi Anyagaligbo (oh-GECH-ee an-ya-gull-LEE-bo); Makayla Epps (ma-KAY-luh); LaShae Halsel (LA-shay hall-sul); Jaida Roper (JAY-duh)

QUICK NOTES CONTINUED...

- Evelyn Akhator is the second different Kentucky player in school history to have consecutive games of at least 24 points and at least 15 rebounds in the same season (Valerie Still accomplished the feat twice - Jan. 15 and 16, 1982; Jan. 23 and 26, 1982).
- Akhator is one of three players in school history to have three straight games of at least 20 points and at least 10 rebounds. The others to accomplish that feat were Leslie Nichols (1983-86) and Valerie Still (1980-83).
- Akhator is the first UK player with 15+ rebounds in consecutive games (15 vs. Alabama, 16 vs. Georgia) since Victoria Dunlap in 2009.
- UK's nine 3s against Missouri were the most 3s made in an SEC game since Jan. 26, 2014 vs. Arkansas. It was the second-most 3s that Kentucky has made in a game this season.
- Evelyn Akhator and Makayla Epps each scored 20 points in UK's loss to Texas A&M. It marked the first time that UK has had 20-point scorers in an SEC game since Jan. 17, 2013 vs. Mississippi State (A'dia Mathies 21 points, DeNesha Stallworth 25 points).
- Evelyn Akhator (20pts/11rebs) and Taylor Murray (11pts/13rebs) each had double-doubles against LSU, marking the first time since Feb. 28, 2016 at Texas A&M when Akhator and Alexis Jennings.
- Evelyn Akhator and Makayla Epps combined to score the third most points by a Kentucky duo in an SEC road game in the Matthew Mitchell era (45), and the most since Victoria Dunlap and A'dia Mathies combined to score 49 points at Arkansas on Feb. 7, 2010.
- Kentucky's 13-point win at LSU marked its second-largest margin of victory at LSU as UK limited the Tigers to just 42 points, which was the fewest points the Tigers have ever scored in a game against Kentucky.
- Kentucky outrebounded Alabama 37-33 although the Crimson Tide entered the game with a +9.9 rebounding margin. UK continued its strong rebounding effort against Georgia, outrebounding the Dogs, 38-28, including 12 offensive rebounds. UK outrebounded LSU 45-30, including 13-7 on offensive glass.
- Evelyn Akhator has recorded 11 double-doubles this season, including four straight to start the season. Akhator, who had a double-double in UK's final game last season, became the first UK player since Eleia Roddy in 2008-09 to record five or more consecutive double-doubles. Akhator has 24 career double-doubles, which ranks her fourth in program history. The native of Lagos, Nigeria has scored in double figures in 16 games this season with 10+ rebounds in 13 games.
- Makayla Epps is a member of Kentucky's 1,000-point club with 1,517 career points, ranking 8th most in program history. Epps is 46 points away from tying Sara Potts for seventh all-time in program history in scoring. Epps has scored in double figures in every game but three this season, including six 20+ games and a 30-point game vs. then-No. 12 Oklahoma.
- Kentucky is averaging 70.3 ppg this season, scoring 80 or more points five times. The Wildcats are hitting at a .434 clip from the field, including a .307 mark from 3. Kentucky is out-rebounding opponents by 3.2 rebounds per game and have 47 fewer turnovers this season than its opponents. The Wildcats are averaging 12.9 assists per game this season.
- Defensively, Kentucky has limited opponents to just 37.2% from the field this season. Opponents are averaging just 59.8 ppg against UK this season and hitting 33.4% from 3. Kentucky is called for just 14.1 fouls per game this season, which ranks top 20 nationally and first in the SEC in fewest fouls per game.
- Four Kentucky players are averaging double-digit scoring this season in Makayla Epps (16.3), Evelyn Akhator (15.3), Taylor Murray (12.6) and Maci Morris (11.2).
- Kentucky ranks high in several national categories, sitting seventh in the nation and first in the SEC in turnovers per game with 12.2, 20th in the nation and first in the SEC in fewest personal fouls per game at 14.2, 28th nationally and second in the league in fewest total turnovers and 57th nationally and ninth in the SEC in free throws made at 25.1. A complete breakdown of where UK ranks nationally and in the SEC can be found on page 11.
- The Wildcats have used a balanced scoring attack early this season with seven different players scoring in double figures. Five different Wildcats have had 20-point scoring games this season in Makayla Epps, Evelyn Akhator, Makenzie Cann, Taylor Murray and Maci Morris. It is the first time that UK has had 5 players post 20+ scoring games since the 2013-14 season.
- Evelyn Akhator is a rebounding machine with over 28.2% of the team's total rebounds this season. Akhator has 32.2% of the team's offensive rebounds. Akhator ranks top 15 nationally and top three in the SEC in total rebounds and rebounds per game. She is a three-time SEC Player of the Week honoree.
- Evelyn Akhator and Makayla Epps have been named to the Naismith Preseason Top 50 Watch List.
- Kentucky is taking care of the ball this season significantly better than they were at this time last season. Through 19 games last year, Kentucky had 314 turnovers, while the Wildcats have only turned the ball over 231 times in its first 19 games this season.
- Sunday's meeting with Auburn is the 47th all-time in program history with the Tigers leading the all-time series 26-20. The Tigers lead the all-time series in games played in Auburn, 12-7. The Wildcats have won 11 of the last 14 meetings between the two teams. Last year, the two teams split the season series with Auburn's win coming in Auburn Arena. The win ended a seven-game win streak UK had in the series. A complete series breakdown in on page 4.
- Kentucky has held six opponents this season to 50 points or less.
- UK has showed its advantage in the post this season by outscoring opponents 620-450 in points in the paint and out-rebounding teams by 3.2 rebounds per game. Against Morehead State, Kentucky outscored the Eagles 40-6 in points in the paint and followed that with a 34-14 advantage over Samford.
- UK's largest rebounding margin of the season was +22 vs. Middle Tennessee.
- Kentucky has gone on 18 runs of 10-0 or more this season, while the Wildcats have only allowed an opponent to go on three 10-0 runs this season (Oklahoma, Washington State, Duke). UK's longest run of the season was 17-0 vs. Mizzou.
- For the seventh straight year, UK began its season ranked inside the top 20 of the USA Today/Coaches' and AP Top 25. Currently, UK is receiving votes in the Associated Press Top 25 and not ranked in the USA Today/Coaches Top 25. Kentucky had been ranked in the Associated Press Top 25 since week 13 of the

2016-17 SEC STANDINGS

Team	SEC	Pct.	All	Pct.
Mississippi State	6-0	1.000	20-0	1.000
South Carolina	6-0	1.000	16-1	.941
Auburn	4-1	.800	14-5	.737
Texas A&M	4-2	.667	14-5	.737
Kentucky	4-2	.667	13-6	.684
LSU	3-3	.500	14-5	.737
Missouri	3-3	.500	13-7	.650
Georgia	2-3	.400	10-8	.556
Tennessee	2-3	.400	11-7	.611
Alabama	2-4	.333	14-5	.737
Arkansas	2-4	.333	13-6	.684
Ole Miss	2-4	.333	13-6	.684
Florida	0-5	.000	9-9	.500
Vanderbilt	0-6	.000	10-9	.526

- Regular season co-champions
^ - Tournament champions

QUICK FACTS

Location: Lexington, Ky.
Founded: 1865
Enrollment: 30,000
Nickname: Wildcats
Colors: Blue (PMS 286) and White
Conference: Southeastern (Eastern Division)
Arena: Memorial Coliseum (8,000)
President: Dr. Eli Capilouto
Athletics Director: Mitch Barnhart
Faculty Representative: Dr. Joseph L Fink III

COACHING STAFF

Head Coach: Matthew Mitchell
Assistant Coaches: Kyra Elzy, Niya Butts, Lin Dunn

MEDIA RELATIONS

Asst. Media Relations Dir./WBB Contact
Evan Crane
270-559-8120 • cell
wesley.crane@uky.edu
Twitter: @EvanCraneKy
Media Relations Assistant (No. 2 WBB Contact)
Karlie Kinneer
515-460-1285 • cell
karlie.kinneer@uky.edu
Twitter: @KarlieKinneer

WHO'S UP NEXT?

Ole Miss

vs. Ole Miss
Thursday, Jan. 26
7 p.m. ET
Memorial Coliseum
(8,000)
SEC Network+

UK WBB ON SOCIAL MEDIA

Kentucky women's basketball is one of the most popular programs on Twitter. UK's account ranks second nationally, while head coach Matthew Mitchell has the third-most followers among Division I women's basketball coaches.

@KentuckyWBB - 3rd Nationally with 32,443 followers
@UKCoachMitchell - 3rd Nationally with 31,611 followers

KENTUCKY'S RECORD WHEN...

	ALL	SEC
Leading or tied at halftime	12-1	4-0
Trailing at halftime	1-5	0-2
Shoot 50 percent or higher	3-0	1-0
Shoot 60 percent or higher	0-0	0-0
Shoot less than 50 percent	10-6	3-2
Shoot higher percentage than opp.	10-3	3-0
Shoot lower percentage than opp	3-2	1-1
Opp. shoot worse than 50 percent	12-6	4-2
Opp. shoot 50 percent or higher	1-0	0-0
Opp. shoot 60 percent or higher	0-0	0-0
Score less than 60 points	2-1	1-0
Score 60 or more points	11-4	3-1
Score 70 or more points	8-1	2-0
Score 80 or more points	5-0	1-0
Score 90 or more points	1-0	0-0
Score 100 or more points	0-0	0-0
Opp. score 30 or less points	0-0	0-0
Opp. score 40 or less points	1-0	0-0
Opp. score 50 or less points	6-0	1-0
Opp. score 60 or less points	9-0	2-0
Opp. score 70 or less points	13-2	4-0
Opp. score 80 or less points	13-6	4-2
Opp. score 60 or more points	6-6	2-2
Opp. score 70 or more points	0-4	0-2
Opp. score 80 or more points	0-0	0-0
Opp. score 90 or more points	0-0	0-0
Outrebound or same as opponent	10-2	3-0
Outrebounded by opponent	3-4	1-2
Commit fewer turnovers than opp.	11-4	3-2
Commit same turnovers as opp.	0-0	0-0
Commit more turnovers than opp.	2-2	1-0
Commit single digit turnovers	4-1	1-1
Force 20 or more turnovers	0-1	0-0
Force 25 or more turnovers	0-0	0-0
Force 30 or more turnovers	0-0	0-0
Force 40 or more turnovers	0-0	0-0
Make 6 or more 3-pointers	6-0	2-0
Make 5 or fewer 3-pointers	7-6	2-2
Opp. make 6 or more 3-pointers	8-4	2-1
Opp. make 5 or fewer 3-pointers	5-2	2-1
Game decided by 10 pts or less:	2-5	1-2
Game decided by 1-5 pts:	2-2	1-0
Game decided by 6-10 pts:	0-2	0-2
Game decided by 11-15 pts:	3-1	1-0
Game decided by 16+ pts:	8-0	2-0
Overtime games:	0-2	0-0
Televised games:	13-3	4-2
SEC Network+	10-0	2-0
ESPNU	0-0	0-0
ESPN	0-0	0-0
ESPN2	0-1	0-1
SEC Network	3-2	2-1
Games vs. AP ranked opponents:	2-2	0-0
Games vs. AP Top 10	0-1	0-0
Games following a loss:	5-1	2-1
Games following a win:	8-5	2-1
More points in the paint than opp.:	12-3	4-2
Fewer points in the paint than opp.:	1-2	0-0
Same points in the paint than opp.:	0-1	0-0
More points off turnovers:	12-3	3-1
Fewer points off turnovers:	1-3	1-1
Same points off turnovers:	0-0	0-0
More bench points than opp.:	3-1	1-1
Fewer bench points than opp.:	8-5	2-1
Same bench points as opp.:	2-0	1-0
More 2nd-chance points than opp.:	8-1	2-0
Fewer 2nd-chance points than opp.:	4-5	2-2
Same 2nd-chance points as opp.:	1-0	0-0
One UK player scores 10+:	1-0	0-0
Two UK players score 10+:	2-0	2-0
Three UK players score 10+:	5-5	1-2
Four UK players score 10+:	4-1	1-0
Five UK players score 10+:	0-0	0-0
Six UK players score 10+:	1-0	0-0
Seven UK players score 10+:	0-0	0-0
Eight UK players score 10+:	0-0	0-0
On Monday:	0-0	0-0
On Tuesday:	0-0	0-0
On Wednesday:	2-0	0-0
On Thursday:	5-1	3-0
On Friday:	2-0	0-0
On Saturday:	1-1	0-0
On Sunday:	3-4	1-2
In November:	5-1	0-0
In December:	4-3	0-0
In January:	4-2	4-2
In February:	0-0	0-0
In March:	0-0	0-0
In April:	0-0	0-0

2009-10 season, which was a program-record streak of 132 weeks before falling out of the rankings on Jan. 9. It was the fifth longest active streak and the eighth-longest overall.

- Kentucky is 2-3 against ranked teams this season and is scheduled to play three more games against teams either rank or receiving votes in the latest AP Top 25 and USA Today/Coaches Top 25, including No. 4/4 Mississippi State and No. 5/5 South Carolina (twice). UK has defeated LSU and Alabama, who were both receiving votes in the AP Top 25 when UK played them.
- In 43 years of varsity women's basketball, Kentucky has 86 wins over ranked opponents, including 45 of those wins coming under Mitchell.
- Kentucky has won 65 consecutive regular-season non-conference games in Memorial Coliseum, dating back to Dec. 19, 2008 vs. Alabama A&M. The Wildcats were 8-0 in non-conference games inside Memorial Coliseum this season.
- Last season, UK advanced to the NCAA Tournament Sweet 16 for the fifth time in the last seven seasons - one of just seven schools nationally to claim that honor. The Wildcats ended the season ranked No. 15 in the USA Today/Coaches' Top 25 and No. 12 in the Associated Press Top 25.
- Kentucky ended the 2015-16 season with a 25-8 record, marking its seventh straight 20-win season and the sixth 25-win season in the last seven years under head coach Matthew Mitchell. Prior to Mitchell, Kentucky had only won 20+ games 10 times, while only recording one 25+ win season.
- The impressive 2015-16 regular season led Kentucky to a No. 3 seed in the NCAA Tournament as the Wildcats were selected to host the first and second rounds of the event for the third straight season. The top-three seed in the event marked the fifth straight for UK.

SCOUTING AUBURN

- Auburn enters the weekend with a 14-5 record, including a 6-2 mark at home and 4-1 record in Southeastern Conference play. The Tigers started SEC play with a win at Florida 82-75, before a 73-47 setback against South Carolina. AU has rattled off three straight wins in the series, winning vs. Ole Miss 83-60, at Vanderbilt 64-59 and most recently vs. Tennessee 79-61. The Tigers trailed 25-10 after the first quarter but outscored the Lady Vols 49-17 in the second and third quarters combined.
- The Tigers have been paced this season in scoring by Katie Frerking averaging 16.4 points and a team-best 7.1 rebounds per game. Frerking is also second on the team with 53 assists and leads the team with 56 steals. Brandy Montgomery is second on the team averaging 15.4 points, while Janiah McKay is the final AU player scoring double-figures with 13.2 points per game.
- As a team, Auburn is scoring 67.1 points per game, limiting opponents to just 59.9 points per game. The Tigers are forcing teams into 24.0 turnovers per game averaging 12.6 steals per game. AU is hitting 40.2 percent from the field this season and 29.7 percent from 3, while opponents are hitting 41.5 percent from the field and 33.8 percent from 3.

SERIES HISTORY VS. AUBURN

- Sunday's meeting with Auburn is the 47th all-time in program history with the Tigers leading the all-time series 26-20.
- The Tigers lead the all-time series in games played in Auburn, 12-7. Kentucky has won three of the last four meetings in Auburn.
- The Wildcats have won 11 of the last 14 meetings between the two teams. Last year, the two teams split the season series with Auburn's win coming in Auburn Arena.
- Matthew Mitchell is 10-3 in his career against Auburn with all meetings coming during his UK tenure.

LAST TIME VS. AUBURN

- Kentucky and Auburn met twice last season with each team winning on its home court. The Tigers won the first meeting of the season inside Auburn Arena 66-61. The Tigers forced Kentucky into 26 turnovers and scored 25 points off those miscues. Evelyn Akhator had a double-double with 12 points and 11 rebounds, while Makayla Epps scored 20 points.
- In the second meeting inside Memorial Coliseum, UK won 54-47. The Wildcats won the battle in the paint, 26-18, and scored 16 points off 21 Auburn turnovers. Akhator had another double-double with 12 points and 10 rebounds. Epps scored 13 points with six points, while Taylor Murray had 14 points with six steals.

2016-17 GAME NOTES

CATS USE TEXAS A&M LOSS TO SPARK THREE-GAME SEC WIN STREAK

After its disappointing loss against Texas A&M inside Memorial Coliseum to fall to 1-2 in Southeastern Conference play, Kentucky has rallied for three straight wins, including two on the road against teams receiving votes in the Associated Press Top 25. The streak started with a 71-54 win at Alabama before returning home and posting a 82-61 victory over Georgia. Most recently, UK earned a 55-42 win at LSU. The Wildcats are currently in a stretch of four of six games on the road.

During the win streak, Kentucky is averaging 69.3 points per game and limiting opponents to just 52.3 points per game. UK is hitting 47.1 percent from the field, outrebounding teams by 9.7 rebounds per game. The Wildcats have 13 more assists than opposing teams during the streak.

CATS RANK HIGH IN LATEST NCAA RPI

The Kentucky women's basketball team has ranked inside the top 25 of the latest NCAA RPI report all season long, currently sitting No. 19 overall in the latest report released Tuesday. The Wildcats also have the fourth-toughest schedule in the nation according to the latest report having played eight games against teams ranked inside the RPI top 50. The Wildcats have three wins against top 50 RPI teams with wins over #18 Miami (Fla.), #21 LSU and #23 Oklahoma. Five of Kentucky's six losses have come against teams ranked top 30 in the latest NCAA RPI report.

STAT SUPERLATIVES

Here are some UK career statistical superlatives among current players:

Most Games Played:
119 by Makayla Epps

Most Games Started:
74 by Makayla Epps

Consecutive Games Started:
74 by Makayla Epps

Games with Double-Figure Scoring:

	2016-17	Career
Makayla Epps	16	77
Evelyn Akhator	16	40
Maci Morris	11	25
Taylor Murray	11	21
Makenzie Cann	5	5
Jessica Hardin	1	1
Alyssa Rice	1	1

Current Streak of Consecutive Games with Double-Figure Scoring:
6 by Evelyn Akhator
2 by Taylor Murray

Games with Double-Figure Rebounding:

	2016-17	Career
Evelyn Akhator	13	28
Makayla Epps	1	4
Taylor Murray	1	1

Consecutive Games with Double-Figure Rebounding:
3 by Evelyn Akhator
1 by Taylor Murray

Games with a Double-Double:

	2016-17	Career
Evelyn Akhator	11	24
Makayla Epps	1	4

Consecutive Games with Double-Double:
3 by Evelyn Akhator

Games with a Triple-Double:

	2016-17	Career
Makayla Epps	1	1

40-point games:
Makayla Epps 0 1

30-point games:
Makayla Epps 1 4

20-point games:
Makayla Epps 6 25
Evelyn Akhator 5 6
Makenzie Cann 1 1
Taylor Murray 2 2
Maci Morris 1 1

Consecutive 20-point games:
4 by Evelyn Akhator

Consecutive Games with a 3-pointer:
2 by Maci Morris
2 by Jaida Roper

Consecutive Games with at least one steal:
4 by Taylor Murray
2 by Alyssa Rice
2 by Evelyn Akhator
1 by Maci Morris
1 by Makayla Epps

EPPS COMES UP BIG IN BIG GAMES

Last season against teams either ranked or receiving votes in the national listings, Makayla Epps shined. The guard averaged 19.2 points and 4.8 rebounds in those games, hitting .493 from the field with 54 assists and 13 steals. That trend has continued this season. In Kentucky's five games against ranked opponents (Miami (Fla.), Oklahoma, Louisville, Arizona State, Duke) Epps is averaging 21.4 points, 6.4 rebounds, hitting .513 (41-for-80) from the field with 20 assists and 12 steals.

Epps had 29 points with five assists and three steals against No. 14 Miami (Fla.) in the season opener. Epps had just seven points in the first half before 22 in the final 20 minutes, including 18 in the fourth quarter. The senior flipped that script against Oklahoma with 14 points in the first quarter to set the tone, ending the game with 30 points and five assists. Against Louisville, Epps scored a team-high 22 points with a career-high 16 rebounds and six assists. Epps did not score in the first half vs. ASU, but had 14 in the second and added 12 points, three rebounds and two assists vs. Duke.

AKHATOR CONTINUES DOUBLE-DOUBLE PACE

There is only one jersey retired in Kentucky women's basketball history and that is of All-American Valerie Still, who had 66 double-doubles in her playing time at Kentucky. And although Evelyn Akhator will not reach her, all other former players on the career double-doubles top-five list better take note of the senior post player. Akhator currently has 24 double-doubles to rank fourth in program history in career double-doubles. She needs seven more to tie Victoria Dunlap for third all-time with 31. Akhator's 24 career double-doubles are the most in program history for a two-year player (20 - Samarie Walker (2012-14)). A complete breakdown of the all-time double-doubles list can be found on page 10.

Akhator is a rebounding machine with over 28.2% of the team's total rebounds this season. Akhator has 32.2% of the team's offensive rebounds. Akhator ranks top 15 nationally and top three in the SEC in total rebounds and rebounds per game. She is a three-time SEC Player of the Week honoree. She has recorded 10 or more rebounds in 13 games and has scored in double figures in 16 games.

In each of her last three games, Akhator has scored 20+ points and 10+ rebounds becoming only the third player in program history to accomplish that feat and the first since Leslie Nichols in 1984. She joins Valerie Still as the only player in school history to post 24+ points and 15+ rebounds in consecutive games in the same season.

AKHATOR POWERING UK'S CONFIDENCE

Having lost three of its previous four games, the Kentucky women's basketball team needed a shot of confidence to get back on track. They found it in senior post Evelyn Akhator, who had a career game at Alabama with 29 points, 15 rebounds and three assists. Akhator went 12-of-14 from the field in the game, which tied the third best shooting performance in a single game in school history (min. 14 attempts) (85.7%) and the best since Karen Mosley vs. National College on Feb. 22, 1984 (86.7%). Akhator's 29 points were the most by a UK player in an SEC road game in the Matthew Mitchell era.

Akhator followed that performance with 24 points, 16 rebounds, two blocks and two steals against Georgia. For her efforts last week, Akhator was named the SEC Player of the Week for the third time this season. She is one of only two players to earn that award three or more times this year.

Fellow senior Makayla Epps scored 16 points vs. Alabama and 13 vs. Georgia. After the Alabama game, Epps said Akhator's performance was exactly what UK

DOUBLE-DOUBLES

MAKAYLA EPPS: 4 CAREER (1 SEASON)

2016-17 (1)
22 pts - 16 rebs - at Louisville, 12-4-16
2015-16 (1)
21 pts - 11 rebs - 12 ast vs. Morehead St., 11-18-15
2014-15 (2)
29 pts - 10 rebs vs. Oklahoma, 11-19-14
18 pts - 10 rebs vs. Missouri, 1-25-15

EVELYN AKHATOR: 24 CAREER (11 SEASON)

2016-17 (11)
18 pts - 10 rebounds vs. Miami (Fla.), 11-11-16
28 pts - 13 rebounds vs. Albany, 11-2-16
17 pts - 11 rebounds vs. New Hampshire, 11-17-16
12 pts - 14 rebounds at Colorado, 11-19-16
15 pts - 13 rebounds vs. Samford, 11-27-16
13 pts - 12 rebounds vs. Middle Tenn., 12-9-16
19 pts - 13 rebounds vs. Washington St., 12-21-16
11 pts - 10 rebounds at Tennessee, 1-1-17
29 pts - 15 rebounds at Alabama, 1-12-17
24 pts - 16 rebounds vs. Georgia, 1-15-17
20 pts - 11 rebounds at LSU, 1-19-17
2015-16 (13)
12 pts - 16 rebounds vs. Morehead State, 11-18-15
16 pts - 17 rebounds vs. Rice, 11-13-15
20 pts - 13 rebounds vs. Jackson State, 11-29-15
14 pts - 13 rebounds vs. Tennessee State, 12-28-15
12 pts - 11 rebounds at Auburn, 1-3-16
10 pts - 10 rebounds at Georgia, 1-10-16
12 pts - 10 rebounds vs. Auburn, 1-17-16
14 pts - 10 rebounds at Florida, 1-31-16
14 pts - 11 rebounds vs. Arkansas, 2-21-16
15 pts - 18 rebounds at Texas A&M, 2-28-16
15 pts - 11 rebounds vs. LSU, 3-3-16
21 pts - 11 rebounds vs. Florida, 3-4-16
10 pts - 14 rebounds vs. Washington, 3-25-16

CAREER 20-POINT GAMES

Makayla Epps	25
20	vs. Illinois 11/27/14
29	vs. Oklahoma 11/28/14
20	vs. Florida 01/15/15
23	vs. Tennessee 01/29/15
42	vs. Mississippi State 02/12/15
31	vs. Mississippi State 03/06/15
29	vs. Dayton 03/21/15
20	at Arizona State 11/15/15
21	vs. Morehead State 11/18/15
21	vs. Eastern Michigan 11/25/15
24	vs. Louisville 12/10/15
20	at Auburn 1/3/16
22	at Ole Miss 1/21/16
23	vs. Tennessee 1/25/16
25	vs. Vanderbilt 1/28/16
27	at Florida 1/31/16
22	vs. Florida 3/4/16
24	vs. UNC Asheville 3/19/16
30	vs. Washington 3/25/16
29	vs. Miami (Fla.) 11/11/16
20	vs. Samford 11/27/16
30	vs. Oklahoma 12/1/16
22	at Louisville 12/4/16
20	vs. Washington St. 12/21/16
20	vs. Texas A&M 1/8/17

Evelyn Akhator	6
20	vs. Jackson State 11/29/15
28	vs. Albany 11/12/16
20	vs. Texas A&M 1/8/17
29	at Alabama 1/12/17
24	vs. Georgia 1/15/17
20	at LSU 1/17/17

Makenzie Cann	1
20	vs. New Hampshire 11/17/16

Taylor Murray	2
21	at Louisville 12/4/16
23	at Tennessee 1/1/17

Maci Morris	1
29	vs. Arizona State 12/11/16

MATTHEW MITCHELL ERA

(2007-Present)	Total
Home Games.....	142-26
Memorial Coliseum.....	136-20
Rupp Arena.....	6-7
Road Games.....	62-47
Neutral Sites.....	32-18
SEC Games.....	95-51
Home.....	55-17
Road.....	40-34
Regular season, non-conference.....	98-26
Home.....	74-7
Road.....	22-16
Neutral.....	6-3
vs. ranked teams in non-conference.....	12-13
SEC Tournament.....	14-9
NCAA Tournament.....	15-7
WNIT.....	3-2
Leading or tied at halftime.....	187-24
Trailing at halftime.....	45-71
Shoot 50 percent or higher.....	35-2
Shoot less than 50 percent.....	195-91
Shoot higher percentage than opp.	169-15
Shoot lower percentage than opp.	60-78
Shooting same percentage as opp.	2-1
Opp. shoots worse than 50 percent.....	219-66
Opp. shoots 50 percent or higher.....	7-29
Score fewer than 60 points.....	19-39
Score 60 or more points.....	207-52
Score 70 or more points.....	152-21
Score 80 or more points.....	90-4
Score 90 or more points.....	39-1
Score 100 or more points.....	16-0
Opp. scores 30 or fewer points.....	2-0
Opp. scores 40 or fewer points.....	16-0
Opp. scores 50 or fewer points.....	53-1
Opp. scores 60 or fewer points.....	129-11
Opp. scores 70 or fewer points.....	196-36
Opp. scores 80 or fewer points.....	217-67
Opp. scores 60 or more points.....	97-68
Opp. scores 70 or more points.....	30-49
Opp. scores 80 or more points.....	5-24
Opp. scores 90 or more points.....	2-7
Outrebounds or same as opponent.....	157-36
Outrebounded by opponent.....	73-58
Commits fewer turnovers than opp.	187-50
Commits same turnovers as opp.	3-6
Commits more turnovers than opp.	41-39
Force 30 or more turnovers.....	30-1
Makes 6 or more 3-pointers.....	112-20
Makes 5 or fewer 3-pointers.....	117-10
Game decided by 10 pts or fewer.....	88-57
Game decided by 1-5 pts:.....	43-25
Game decided by 11-15 pts:.....	37-15
Game decided by 16+ pts:.....	103-15
Overtime games.....	9-4
Televised games.....	144-65
Games vs. ranked opponents.....	46-49
Games vs. top 10 ranked opponents.....	15-28
Games following a loss.....	63-22
Games following a win.....	158-72
More points in the paint than opp.	170-26
Fewer points in the paint than opp.	53-60
Same points in the paint than opp.	7-9
More bench points than opp.	174-43
Fewer bench points than opp.	54-51
Same bench points as opp.	3-1
More 2nd-chance points than opp.	153-48
Fewer 2nd-chance points than opp.	60-39
Same 2nd-chance points as opp.	18-8
On Monday.....	11-7
On Tuesday.....	10-5
On Wednesday.....	15-2
On Thursday.....	55-30
On Friday.....	32-5
On Saturday.....	24-11
On Sunday.....	83-35
In November.....	54-8
In December.....	45-16
In January.....	57-27
In February.....	40-26
In March.....	36-18
In April.....	0-1

STARTING LINEUP RECORDS

Team	F	C/G	G	G	G	Result
Miami (Fla.)	Akhatior	Rice	Morris	Epps	Murray	W, 82-66
Albany	Akhatior	Rice	Morris	Epps	Murray	W, 70-46
N. Hamp.	Akhatior	Rice	Morris	Epps	Murray	W, 92-43
Colorado	Akhatior	Rice	Morris	Epps	Murray	L, 79-69
MSU	Akhatior	Rice	Morris	Epps	Murray	W, 74-47
Samford	Akhatior	Rice	Morris	Epps	Murray	W, 80-57
Oklahoma	Akhatior	Rice	Morris	Epps	Murray	W, 82-68
UofL	Akhatior	Cann	Morris	Epps	Murray	L, 69-67ot
MTSU	Akhatior	Cann	Morris	Epps	Murray	W, 61-48
Arizona St.	Akhatior	Cann	Morris	Epps	Murray	L, 73-71ot
Radford	Akhatior	Rice	Morris	Epps	Roper	W, 59-36
Wash. St.	Akhatior	Rice	Morris	Epps	Roper	W, 69-67
Duke	Akhatior	Rice	Morris	Epps	Murray	L, 69-54
Tennessee	Akhatior	Rice	Morris	Epps	Murray	L, 72-65
Mizzou	Akhatior	Rice	Morris	Epps	Murray	W, 64-62
TAMU	Akhatior	Rice	Morris	Epps	Murray	L, 77-68
Alabama	Akhatior	Rice	Morris	Epps	Murray	W, 71-54
Georgia	Akhatior	Rice	Morris	Epps	Murray	W, 82-61
LSU	Akhatior	Rice	Morris	Epps	Murray	W, 55-42
Auburn						
Ole Miss						
Mizzou						
USC						
Vandy						
Georgia						
Arkansas						
Florida						
Miss. St.						
USC						
Record by Lineups:						
1.	Akhatior	Rice	Morris	Epps	Murray	10-4
2.	Akhatior	Cann	Morris	Epps	Murray	1-1
3.	Akhatior	Rice	Morris	Epps	Roper	2-0
bold indicates last starting lineup used						

needed.

"To see Evelyn come out here and have a huge game like this: Huge confidence boost for her and huge confidence boost for the team," said Epps. "We were mobbing her after the game. Real excited for her."

NO SOPHOMORE SLUMP FOR MURRAY

There is a saying in college sports of players having "sophomore slumps" where they struggle to perform their second year in college the way they did as a freshman. That is not the case for Kentucky sophomore guard Taylor Murray, who is playing great basketball for the Wildcats this season.

Last season, Murray averaged 6.8 points and 2.7 rebounds per game with 73 assists and 56 steals. So far this season, Murray is averaging 12.6 points and 5.2 rebounds per game. Last year, Murray scored in double figures 10 times, while she has already scored in double figures 11 times this season, including a career-high 23 points at Tennessee. She had a career-high 13 rebounds against LSU, adding 11 points for her first double-double of her career. Murray has been really hitting the glass for a guard her size with five or more rebounds in eight games this season.

Murray missed the Radford and Washington State games due to a left-hand injury sustained in UK's loss to Arizona State. She returned against Duke and paced Kentucky with 18 points, four rebounds and one assist in 37 minutes before

her career outing at Tennessee. Murray had a great game against Georgia with 14 points, three rebounds, three assists and a steal.

CANN, MORRIS LEADING UK FROM OUTSIDE

Jane Thompson led Kentucky with 56 made 3-pointers last season and replacing that production was a question mark heading into the 2016-17 season. Sophomore guard Maci Morris - who hit 49 3s last season at a .392 clip - and junior transfer Makenzie Cann have led UK in that category all season long. Morris is 29-for-92 (.315) from 3 this season, while Cann is 31-for-94 (.330). Jessica Hardin is 11-of-29 from 3 for a .379 clip.

Morris had a career game in Kentucky's loss at Arizona State, scoring 29 points with three assists. Cann scored a career-best 20 points against New Hampshire, going 6-of-8 from 3 with five rebounds and four assists.

Part of the drop in 3s hit the last few weeks has been due to injury. Morris dislocated her finger in UK's game vs. Washington State, while Cann broke her nose against Duke and had to wear a protective mask the first three games of SEC play. Neither player missed time due to the injuries and Cann has now been cleared to play without the mask.

MITCHELL CALLS JESSICA HARDIN A "GODSEND"

Matthew Mitchell has not shied away on his feelings about senior Bellarmine transfer Jessica Hardin. The guard, who is a senior but has one year

TOP-10 HOME GAMES ATTENDANCES (! INCLUDES RUPP ARENA)

1.	23,705	Duke !	12/22/13
2.	22,075	Baylor !	11/17/14
3.	18,488	DePaul !	12/07/12
4.	17,150	Duke !	12/20/15
5.	14,508	Duke !	12/08/11
6.	14,425	Louisville !	12/10/15
7.	13,689	Tennessee !	01/26/06
8.	13,225	Arizona State !	12/11/16
9.	10,622	Old Dominion	02/05/83
10.	10,390	Rutgers !	01/12/80

TOP-10 MEMORIAL COLISEUM ATTENDANCES

1.	10,622	Old Dominion	02/06/83
2.	8,429	Tennessee	01/29/04
3.	8,223	Auburn	02/18/83
4.	8,200	Tennessee	02/09/83
5.	8,130	Tennessee	01/23/00
6.	7,965	Tennessee	03/03/13
7.	7,963	Louisville	12/11/13
8.	7,961	Tennessee	01/12/12
9.	7,951	Louisville	12/04/11
10.	7,888	Florida	01/22/12

HOME COURT WINNING STREAKS (INCLUDES RUPP ARENA)

	Games	Began	Ended
1.	34	Feb. 13, 2011	Feb. 3, 2013
2.	30	Feb. 12, 1980	Jan. 31, 1982
3.	25	March 19, 2009	Jan. 9, 2010
4.	19	Feb. 23, 1982	Feb. 9, 1983
5.	14	Jan. 31, 1990	Jan. 27, 1991
6.	13	Jan. 30, 1984	Jan. 13, 1985
	13	March 2, 2014	Jan. 29, 2015
8.	11	Feb. 7, 1987	Jan. 7, 1988
	11	Feb. 10, 1979	Feb. 2, 1980
10.	10	Nov. 19, 2004	Jan. 27, 2005

KENTUCKY ATTENDANCE AVERAGES LAST 13 YEARS

Year	Total	(Games) Rank	Avg. PG
2003-04	72,533	(14 games) 16th	5,182
2004-05	90,663	(19 games) 20th	4,772
2005-06	77,411	(15 games) 20th	5,161
2006-07	87,943	(15 games) 13th	5,863
2007-08	85,769	(18 games) 23rd	4,756
2008-09	75,194	(17 games) 21st	4,423
2009-10	95,615	(17 games) 14th	5,624
2010-11	95,453	(15 games) 11th	6,364
2011-12	113,068	(18 games) 13th	6,282
2012-13	104,447	(17 games) 11th	6,144
2013-14	121,089*	(18 games) 9th	6,727*
2014-15	108,436	(17 games) 8th	6,379
2015-16	116,164	(18 games) TBD	6,454

* - SCHOOL RECORD



Memorial Coliseum (8,000)

- The Cats own a 426-148 (.742) mark in Memorial Coliseum, including a 136-20 (.871) record under Coach Matthew Mitchell.
- The Cats are 120-14 (.895) at home over the last eight seasons (including seven games in Rupp Arena).
- The Cats have ranked in the top 25 nationally, and in the SEC's top four, in average attendance 13 straight seasons. UK ranked eighth nationally in average attendance with 6,454 fans per game, its third straight season in the top 10 and the second highest in program history.
- UK's 13-game home winning streak (the sixth-longest in school history) was snapped on Jan. 29, 2015 vs. Tennessee.



Rupp Arena (23,000)

- The Cats are 25-15 all-time in Rupp Arena (.625), including a 6-7 mark under Matthew Mitchell. (NOTE: UK's game against Washington in the 2016 Sweet 16 did not count as a home game, but does count in UK's record in the all-time building.)
- The second-highest attendance mark in school history was set on Nov. 17, 2014 when 22,075 fans witnessed UK's upset of No. 8/9 Baylor, 74-64.
- For the first time since the women's basketball Final Four in 1986, Rupp Arena and the University of Kentucky have been selected to host the NCAA regional tournament in 2016, 2017 and 2018 for women's basketball.
- Kentucky will only play one game in Rupp Arena this season, squaring off against Arizona State.

2015-16 NATIONAL AVERAGE ATTENDANCE

Team	Total	Avg	Games
1. So. Carolina	244,196	14,364	17
2. Tennessee	177,004	10,412	17
3. Iowa State	147,493	9,833	15
4. Louisville	152,049	9,503	16
5. UCONN	133,806	8,920	15
6. Notre Dame	134,991	8,437	16
7. Michigan St.	98,418	6,561	15
8. Kentucky	116,164	6,454	18
9. Baylor	125,666	6,283	20
10. Purdue	100,047	6,253	16

2015-16 NATIONAL TOTAL ATTENDANCE

Team	Total	Avg	Games
1. So. Carolina	244,196	14,364	17
2. Tennessee	177,004	10,412	17
4. Louisville	152,049	9,503	16
3. Iowa State	147,493	9,833	15
6. Notre Dame	134,991	8,437	16
5. UCONN	133,806	8,920	15
9. Baylor	125,666	6,283	20
8. Kentucky	116,164	6,454	18
7. Nebraska	102,682	5,404	19
10. Purdue	100,047	6,253	16

MEDIA REQUESTS

CREDENTIAL REQUESTS

Requests for media credentials and parking passes for 2016-17 Kentucky WBB home games should be made to Evan Crane at wesley.crane@uky.edu. Requests for UK away games should go to the media relations office of the home team.

UK WEBSITE -- UKATHLETICS.COM

Visit the official University of Kentucky Athletics web site at ukathletics.com. The official Southeastern Conference web site is secsports.com. A more interactive web site can be found at kentuckywomensbasketball.com.

GET LIVE STATS ON YOUR LAPTOP!

The University of Kentucky has partnered with StatBroadcast Systems to provide stats technologies, namely its StatMonitr wireless stat monitors and online media stats, at Kentucky home women's basketball games this season.

To access live game stats on your personal laptop, go to: <http://kentucky.statbroadcast.com>.

UK MEDIA CONFERENCE

Each game week in the UK Media Room head coach Matthew Mitchell will hold a press conference to discuss the upcoming game. Selected players are available following the press conference. Check with UK media relations for exact times and dates. Selected quotes from the media conference are available via ukathletics.com.

WEEKDAY INTERVIEWS

Media wanting to interview players or coaches during the week must make arrangements through the UK Media Relations Office. Please contact SID Evan Crane at (859) 257-8431 or email at wesley.crane@uky.edu, or Karlee Kinneer at (859) 257-3747 or email at karlee.kinneer@uky.edu.

POST GAME INTERVIEWS

The visiting team coach and select players will be available in the Memorial Coliseum media room following a 10-minute cooling off period. UK's Matthew Mitchell will follow the visiting coach and UK players will be last. A member of the UK Media Relations staff will solicit media requests for players at the final media timeout. After the game, those players will be escorted to the interview area along with their coaches by a member of that school's media relations office as well as a representative of UK Media Relations. Quotes will be available for all working media in the UK Media Relations Office and on the official UK web site, ukathletics.com.

PRACTICE SCHEDULE

Practice usually runs from 3:30 - 6 p.m. ET in the Joe Craft Center. Practices are open to the media. However, we ask you to please call in advance due to changing practice schedules during the season. Player and coaches interviews can be conducted prior to or following each practice. Contact Evan Crane for further information.

of eligibility left following the 2016-17 season if she chooses, started her college career at Division II Bellarmine before transferring to UK academically. The native of Monticello, Ky., played intramural basketball for several years before trying out for the team this summer and being awarded a scholarship. Hardin has played in 13 games, averaging 13.8 minutes per game with 3.5 points per game. She is shooting 11-of-29 from 3 and 14-of-45 overall. Hardin has missed each of UK's first six SEC games as she continues to go through concussion protocol. Mitchell calls Hardin, who came into the program at a time of upheaval, a "Godsend".

RICE PROVIDING LEADERSHIP FOR YOUNG CATS

With six players playing in their first career UK games this season, leadership is a critical component for Kentucky's success and that comes in the form of junior Alyssa Rice. Rice was the team's representative on the Student Athlete Advisory Committee and was selected by her peers in the league as vice chair of the SEC Women's Basketball Leadership Council. The junior has played in all 19 games with 16 starts, averaging 21.8 minutes, 4.8 rebounds and 3.8 points per game this season.

"She has just improved in every aspect that you could think of," Mitchell said this preseason. "She comes out with a great attitude and an attitude of leadership every day. She has been very vocal when I have asked for that and she gets more consistent with that all the time. She has really worked hard this summer to prepare herself to have a great junior season and I couldn't be happier with where she is right now."

ROPER FITTING RIGHT IN FROM THE START

Watch the Kentucky women's basketball team huddle together right before time expires on the 60-minute pregame clock and you will see freshman guard Jaida Roper in the middle of the huddle getting her teammates pumped up for the game. That is just how the fiery guard operates, never shy and always looking to encourage her teammates. That mentality has spilled over to her development on the court as well.

The native of Memphis, Tenn., has played in 18 games this season with two starts. Her best outing came against Middle Tennessee with 18 minutes played, scoring a career-high seven points with a career-high three rebounds and three assists. The 18 minutes were huge for UK in the game as All-American candidate Makayla Epps went out with two fouls in the first quarter.

Roper started her first game against Radford and played 25 minutes with two points, four assists and two steals. Roper had five points against Missouri, including hitting her first career 3-pointer.

Roper gave UK 24 minutes against Georgia with seven points, four assists, two rebounds and just one turnover. In her last five games, Roper has scored five or more points three times with eight assists.

SECOND QUARTER POWERS CATS PAST MIZZOU

After its second lowest scoring performance in a quarter all season with eight points in the first quarter against Mizzou, UK's offense exploded with 26 points in the second quarter to take control of the game against the Tigers. UK went 9-of-14 from the field in the second quarter, including 6-of-8 from 3. The Wildcats held the Tigers to 2-of-12 from the field in the second quarter with both those shots being 3-pointers.

Including a buzzer-beating 3 from Epps to end the first quarter, UK took control of the game

MITCHELL IN THE SEC

SEC Record Under Mitchell: 95-51 (.650)

Home: 55-18

Away: 40-33

SEC Standings in the Mitchell Era:

2008: 4th (8-6) 4-3 (H) - 4-3 (A)
2009: 10th (5-9) 3-4 (H) - 2-5 (A)
2010: 2nd (11-5) 8-0 (H) - 3-5 (A)
2011: 2nd (11-5) 6-2 (H) - 5-3 (A)
2012: 1st (13-3) 8-0 (H) - 5-3 (A)
2013: 2nd (13-3) 7-1 (H) - 6-2 (A)
2014: 4th (10-6) 5-3 (H) - 5-3 (A)
2015: 4th (10-6) 6-2 (H) - 4-4 (A)
2016: 4th (10-6) 6-2 (H) - 4-4 (A)
2017: 4th (4-2) 2-1 (H) - 2-1 (A)

SEC Championships: 2012

SEC Coach of the Year: 2010, 2012

SEC Player of the Year:

Victoria Dunlap: 2010 and 2011
A'dia Mathies: 2012 and 2013

SEC Freshman of the Year:

A'dia Mathies: 2010
Bria Goss: 2012

SEC Defensive Player of the Year:

Victoria Dunlap: 2011

SEC 6th Woman of the Year:

Keyla Snowden: 2012 (Co-player)
Jen O'Neill: 2015 and 2014 (Co-player)

All-SEC First Team Members:

Victoria Dunlap: 2010 and 2011
A'dia Mathies: 2012 and 2013
DeNesha Stallworth: 2013
Makayla Epps: 2015 and 2016

All-SEC Second Team Members:

Sarah Elliott: 2008
Samantha Mahoney: 2008
Victoria Dunlap: 2009
A'dia Mathies: 2010
Samarie Walker: 2013
Jennifer O'Neill: 2014
DeNesha Stallworth: 2014
Linnae Harper: 2015
Janee Thompson: 2016
Evelyn Akhator: 2016

All-SEC Freshman Team:

Victoria Dunlap: 2008
Amber Smith: 2008
A'dia Mathies: 2010
Bernisha Pinkett: 2011
Bria Goss: 2012
Linnae Harper: 2014
Alexis Jennings: 2015
Maci Morris: 2016

SEC All-Defensive Team:

Victoria Dunlap: 2010 and 2011
A'dia Mathies: 2011 and 2012
Linnae Harper: 2015

2016-17 HONORS

Makayla Epps

- Nancy Lieberman Award Watch List
- College Sports Madness Preseason All-America First Team
- The Sporting News Preseason All-America First Team
- Athlon Sports Preseason All-America Second Team
- Preseason All-SEC by league media/coaches
- Naismith Trophy Top 50 Watch List
- Wade Trophy Watch List
- SEC Player of the Week by league office (12/6)
- John R. Wooden Award Preseason Top 30
- John R. Wooden Award Midseason Top 25

Evelyn Akhator

- The Sporting News Preseason All-America Third Team
- SEC Player of the Week by league office (11/15)
- SEC Player of the Week by league office (12/27)
- SEC Player of the Week by CollegeSportsMadness.com (12/27)
- National Player of the Week by CollegeSportsMadness.com (11/14)
- Naismith Trophy Top 50 Watch List
- Candidate for Senior CLASS Award (1/6/17)
- SEC Player of the Week (1/17/17)

COMEBACK CATS

The Cats are 88-57 (.606) in "close games" (games decided by 10 points or fewer) under Matthew Mitchell, including 2-4 this season.

BIGGEST COMEBACKS

1. -19 Miami (Ohio), 53-34, 16:27 in second half, (won, 77-71) 11/21/00
2. -18 Miami (Ohio), 14:35 in second half, (won, 108-102, OT) 12/21/02
- 18 MTSU, 31-13, 3:54 in first half (also down 46-29, 14:29 in 2nd half) (won, 68-66) 1/8/89
4. -17 Oregon State, 38-21, 2:29 in first half (won 73-70) 11/25/04
- 17 WKU, 30-47, 17:09 in second half, (won 76-63) 12/22/03
- 17 Villanova, 19-2, 11:52 in first half (won 63-54) 12/29/96
7. -16 Louisville, 32-16, 6:44 in first half (won 77-68) 12/7/14
- 16 South Carolina, 30-46 in second half, (won, 78-74) 2/14/13
- 16 Vanderbilt, 53-37, 11:19 in second half (won, 74-68) 1/6/89
- 16 Ole Miss, 24-8, 6:51 in first half (won, 69-61) 2/8/07
11. -15 Mississippi State, 54-39, 15:18 in second half (won, 76-67) 3/6/15
12. -14 Baylor, 40-26, 18:31 in the second half (won, 74-64) 11/17/14
- 14 Louisville, 21-7, 11:16 in first half (won 69-64) 12/1/13
- 14 Louisville, 35-21, 15:08 in second half (won, 48-47) 2/2/12
- 14 Florida, 20-6, 12:46 in first half (won, 71-67) 3/2/12
- 14 Mississippi St., 40-26, 18:52 in second half, (won, 76-65) 3/6/10
- 14 Xavier, 40-26, 18:49 in second half (won, 67-62) 3/24/05
- 14 Toledo, 32-18, 5:43 in second half (won, 85-76) 3/24/90
- 14 Auburn, 22-8, 8:36 in first half (won 91-90 2OT) 2/2/86

BIGGEST COMEBACKS IN THE MITCHELL ERA

1. -16 Louisville, 32-16, 6:44 in first half (won 77-68) 12/7/14
- 16 South Carolina, 30-46 in second half, (won, 78-74) 2/14/13
3. -15 Mississippi State, 54-39, 15:18 in second half (won, 76-67) 3/6/15
4. -14 Baylor, 40-26, 18:31 in the second half (won, 74-64) 11/17/14
- 14 Louisville, 21-7, 11:16 in first half (won 69-64) 12/1/13
- 14 Louisville, 35-21, 15:08 in second half, (won, 48-47) 12/2/12
- 14 Florida, 20-6, 12:46 in first half, (won, 71-67) 3/2/12
- 14 Mississippi St., 40-26, 18:52 in second half, (won, 76-65) 3/6/10
9. -13 Auburn, 25-12, 9:52 in first half, (won, 73-71) 1/19/14
10. -12 Arizona State, 37-25, 5:01 in second half, (won, 68-64ot) 11/15/15
- 12 Cincinnati, 18-6, 13:18 in first half, (won, 58-55) 11/17/08
11. -11 Middle Tenn., 52-41, 15:41 in second half, (won 81-72) 12/29/10
- 11 Ole Miss, 36-25, 00:27 in first half, (won 74-68) 1/27/11
- 11 Middle Tenn., 23-12, 9:54 in first half (won, 68-66 OT) 3/21/08
- 11 Arkansas, 30-19 in first half (won, 80-74 OT) 2/7/13
- 11 DePaul, 21-10 in first half (won, 96-85) 12/12/13

because of a 29-3 run between the first and second quarters. The Wildcats hit nine 3s in the game, which was its second most in a game this season. In all, six UK players hit 3s in the game: Maci Morris (2-3), Taylor Murray (2-2), Makayla Epps (2-4), Paige Poffenberger (1-2), Makenzie Cann (1-5), Jaida Roper (1-3).

EPPS NAMED SEC PLAYER OF THE WEEK (12/6)

After scoring 52 points with 19 rebounds and 11 assists combined against two top-15 teams in Oklahoma and Louisville, Makayla Epps was named the SEC Player of the Week on Dec. 6. It was the first weekly honor of the season for Epps, who has been named SEC Player of the Week by the league office three times in her career.

The senior guard started the week with a season-best 30 points against the Sooners, including 14 points in the first quarter. Epps, who was 12-of-19 from the field against Oklahoma, added five assists, two steals and a block in Kentucky's 82-68 victory.

The native of Lebanon, Ky., played well in Kentucky's nail-biting overtime loss to No. 7 Louisville. Epps scored 22 points, adding a career-high 16 rebounds with six assists and three steals in a career-high 45 minutes played against the in-state rival. Overall on the week, Epps shot at a .526 clip with 52 points, 19 rebounds, 11 assists, one block and five steals.

EPPS GOES FOR 30 IN SEC/BIG 12 CHALLENGE WIN OVER #12 OKLAHOMA

Makayla Epps scored a season-high 30 points in an 82-68 win over #12 Oklahoma. Epps scored 14 of her 30 points in the first quarter alone. The win for UK was its second over an AP top-20 team this season, as UK won its third game over Oklahoma in as many seasons. The Wildcats played much of the game without a post presence, including going with a five-guard lineup due to foul trouble for a majority of the second quarter and Epps playing inside for the first time all season.

The Wildcats trailed 39-37 at the half, and came back to win marking the first time UK has won a game after trailing at halftime since UK was trailing

Tennessee, 35-28 at halftime on Jan. 25, 2016 in Memorial Coliseum and came back to win.

REBOUNDING CONTINUES TO IMPROVE

Kentucky was out-rebounded by nine rebounds in its loss at Louisville and head coach Matthew Mitchell said following that the Wildcats would get that corrected. UK responded in its next game against Middle Tennessee. The Blue Raiders entered the game with a +4.0 rebounding margin, but UK doubled up MT on the glass for a 44-22 advantage. The +22 margin was Kentucky's largest of the season. However, UK regressed against highly ranked Arizona State with the Sun Devils outrebounding UK 41-32, including 14-7 on the offensive glass. But another week of practice on rebounding turned the tables again as UK had a +8 rebounding margin against a much bigger Radford team that entered the game with a +7.9 rebounding margin. UK also won the battle on the glass at Duke. Against Alabama, the Tide entered the game with a +9.9 rebounding margin, but the Wildcats won the battle of the boards 37-33. UK followed that performance by outrebounding Georgia, 38-28, including 12 offensive rebounds for 16 second-chance points. The rebounding improvement continued against LSU as the Wildcats outrebounded the Tigers 45-30 and outscored LSU 40-22 in points in the paint. On the season, UK has a +3.2 rebounding margin

COLORADO LOSS GAVE UK COACHES A 'GIFT'

Following its first loss of the season at Colorado, Kentucky head coach Matthew Mitchell did not get down on his team or discouraged. Instead, he saw the loss as a positive, saying the loss will be a great "gift" for his team.

"Colorado really gave us a great gift tonight by playing hard," Mitchell said. "We wanted to come out and play what we thought would be a real tough Colorado team, to see where our team is at this point of the season. It was a great game for us to learn. They really, really played hard, gave great effort and out-hustled us tonight. So it was a good lesson for us, if we don't hustle more than our opponents we get in these kind of positions."

BALANCED EFFORT LEADS UK PAST NEW HAMPSHIRE

Kentucky earned its third win of the season with a 92-43 victory over New Hampshire. The Wildcats had a balanced performance in the game.

Offensively, Kentucky scored a season-best 92 points and hit 52.2% from the field, including 48% from long distance. Kentucky had 22 assists in the game, the most in a game since November of last season, scored 38 points in the paint and 22 points off turnovers. UK only had five turnovers in the game, which was its fewest since March of 2015 against Dayton.

Six Wildcats were in double figures in the game paced by junior Makenzie Cann, who had a career-high 20 points with four assists and five rebounds. Junior Evelyn Akhator had another double-double with 17 points and 11 rebounds, while Alyssa Rice, Maci Morris, Makayla Epps and Jessica Hardin each had 10 or more points. Cann is the first UK player with six or more 3s in a game since A'dia Mathies in 2013.

Defensively, the Wildcats limited New Hampshire to 24.2% from the field, including 28.6% from 3. UNH scored only 20 points in the first half, including only nine points in the first and third quarters. New Hampshire scored only 43 points in the game, which was a season low for a Kentucky opponent.

WILDCATS REIGN IN KENTUCKY CLASSIC

Kentucky opened its 2016-17 season in style by defeating then-No. 14 Miami (Fla.) 82-66 and Albany - who went to the NCAA Tournament second round last season and returned three starters - 70-46 as part of the three-team Kentucky Classic at Memorial Coliseum (Nov. 11-13). It marked the first time that Kentucky has won each of their first two games of a season by at least 16 points since 2011-2012.

Senior post Evelyn Akhator led Kentucky by averaging 23.0 points and 11.5 rebounds per game, while fellow senior Makayla Epps averaged 18.5 points per game with 11 assists and three steals. As a team, Kentucky shot .434 from the field in the event averaging 14.5 assists per game and +5 in rebounding margin.

SPECIALTY STATS GIVING UK THE EDGE

Kentucky's strong start could not have come without some impressive numbers in several key stats. Of note, Kentucky has shown its strength inside against in its last two games dominating the rebounding and points in the paint battle vs. Morehead State and Samford.

Below is a detailed look at how UK is winning the key battles in some specialty stats that normally determine the game:

Points in the Paint	UK 620, Opps. 450
Points off Turnovers	UK 316, Opps. 216
Fast Break Points	UK 107, Opps. 44

TOP TO BOTTOM SCORING

Heading into the season, some questioned Kentucky's depth with only five returning letterwinners from last year, but so far UK has shown that depth doesn't always mean experience.

With 11 eligible players on the team - including six that have played in their first career games this season - UK has shown it has a balanced scoring attack. Kentucky has had at least three players score in double figures in every game but two this season, while UK has had four or more players in double figures four times. Against, New Hampshire the Wildcats had six players in double figures.

So far this season, UK has played 11 players with seven scoring in double figures at least once. The

CATS IN THE RECORD BOOK ...

EVELYN AKHATOR

Career Double-Doubles:

1. Valerie Still, 66
2. Leslie Nicholas, 35
3. Victoria Dunlap, 31
4. **Evelyn Akhator, 24**
Jocelyn Mills, 22
6. Kim Denkins, 20
Samarie Walker, 20
8. Jennifer Humphrey, 16
Eleia Roddy, 16

Consecutive Double-Doubles:

3. Eleia Roddy, 7
Valerie Still, 7 (twice)
5. **Evelyn Akhator 5 (Mar 25, 2016-Nov 19, 2016)**
6. Victoria Dunlap, 4
Jocelyn Mills, 4
Leslie Nichols, 4
Valerie Still, 4 (three times)

MAKAYLA EPPS

Career Points:

1. Valerie Still, 2,763
2. A'dia Mathies, 2,014
3. Victoria Dunlap, 1,846
4. Leslie Nichols, 1,797
5. Samantha Mahoney, 1,601
6. Pam Browning, 1,598
7. Sara Potts, 1,563
8. **Makayla Epps, 1,517**
9. Sarah Elliott, 1,502
10. Elisabeth Lukschu, 1,488
11. Selie "Sese" Helm, 1,487
12. Stacy Reed, 1,482
13. Jennifer O'Neill, 1,449
14. Tiffany Wait, 1,445
15. Jodie Whitaker, 1,433
16. Kristi Cushenberry, 1,358
17. Belitta Croley, 1,339

Career Assists:

1. Patty Jo Hedges, 731
2. Sandy Harding, 706
3. Jodie Whitaker, 464
Lea Wise, 464
5. Stacey Reed, 442
6. Amber Smith, 425
7. Rita Adams, 400
8. Tracye Davis, 367
9. **Makayla Epps 362**
10. A'dia Mathies, 349

this season. Kentucky has had five different players score 20 or more points in a game this season.

AKHATOR EARNS NATIONAL, SEC PLAYER OF THE WEEK (3X)

A day after being named the National Player of the Week by CollegeSportsMadness.com, Evelyn Akhator was tabbed the Southeastern Conference Player of the Week by the league office (11/15). Akhator also earned SEC Player of the Week on Dec. 27 after her strong performance against Washington State. The honors were the second and third weekly honors by the league office during Akhator's career. The native of Lagos, Nigeria, was also named SEC Player of the Week last year on Feb. 29, 2016.

Akhator had a great start to her senior season in the opening weekend, posting 18 points with 10 rebounds and two blocks against No. 14 Miami (Fla.) in the season opener before a career-high 28 points with 13 rebounds and four blocks against Albany. The senior was the first Kentucky player to record back-to-back double-doubles to start a season since Victoria Dunlap accomplished the feat in 2009-10.

Akhator's second honor came after her strong game vs. Washington State when she went 5-of-11 from the field and 9-of-12 from the free throw line to post 19 points. Akhator paced UK with 13 rebounds, earning her seventh double-double of the season and 20th of her career to move into the top five in program history in career double-doubles.

With the game tied under a minute to go, Akhator hit two clutch free throws to give Kentucky a 69-67 lead it would not relinquish. The senior also had one assist, one block and three steals in the

game. Her 9-of-12 mark from the free throw line tied a career-high for free throws made.

Akhator also won the award after scoring 53 points with 31 rebounds combined against Alabama and Georgia.

EPPS ON NATIONAL PLAYER OF YEAR WATCH LISTS

Add another national player of the year watch list to Makayla Epps' résumé as the senior guard has been named to the John R. Wooden Award® Women's Midseason Top 25, which annually honors the most outstanding women's college basketball player. Epps has earned lofty praise this preseason after averaging 17.2 points, 4.8 rebounds and 4.4 assists last season. On top of her selection to the Wooden Top 30, Epps has been named to several national player of the year watch lists, including the Nancy Lieberman Award Watch List, Naismith Trophy Top 50 and Wade Trophy Watch List. Epps was named to College Sports Madness' and The Sporting News' Preseason All-America First Team, Athlon Sports Preseason All-America Second Team and was named Preseason All-SEC by league media and league coaches. Last season, Epps earned honorable-mention All-America honors by both The Associated Press and WBCA.

AKHATOR, EPPS NAISMITH TROPHY TOP 50

Evelyn Akhator and Makayla Epps have been named to the Naismith Trophy Top 50 Preseason Watch List after both have started their senior seasons in impressive fashion. The 50-player watch list was compiled by the Atlanta Tipoff Club's Board of Selectors, which based its criteria on player perfor-

UK IN THE SEC/NCAA STATS

Team (as of Jan. 19, 2017)			
Category	NCAA	SEC	Stat
Ast/TO Ratio	62	4	1.06
Assists	144	12	245
Assists/game	199	12	12.9
Blocks	221	11	50
Blocks/game	247	11	2.6
Fewest Fouls	48	2	269
Fewest TOs	28	2	231
FG%	58	6	43.4
FG% defense	74	5	37.2
FT Attempts	87	12	344
FT Made	57	9	251
FT%	70	5	73.0
Fouls per game	20	1	14.2
Rebound margin	107	10	3.2
Rebounds	99	11	721
Rebounds/game	196	10	37.95
Scoring Defense	74	7	59.8
Scoring Margin	62	7	10.5
Scoring Offense	92	9	70.3
Steals	230	13	125
Steals/game	272	13	125
3FG% defense	258	12	33.4
3FG made	206	9	96
3FG/game	236	10	5.1
3FG%	207	9	30.7
TO margin	74	7	2.47
TOs Forced	263	11	14.6
TOs/game	7	1	12.2
W-L%	93	7	68.4

Individual (as of Jan. 19, 2017)			
Category	NCAA	SEC	Stat
Assist-TO ratio- Epps	184	19	1.47
Assists- Epps	144	7	72
Assists/game- Epps	183	9	3.8
Def. Rebs/gm- Akhator	17	2	7
Dbls-Dbls-Akhator	9	2	11
FG Attempts- Epps	67	6	257
FG Made- Epps	48	4	120
Akhator	71	7	114
FG%- Akhator	11	3	61.6
Epps	115	10	46.7
Final pts- Epps	72	7	310
Akhator	107	10	290
FT Attempts- Akhator	69	7	94
FT Made- Akhator	119	10	62
FT%- Murray	99	9	81.5
Epps	208	17	75.3
Minutes- Epps	31	4	664:00
Morris	101	7	624:00
Mins/gm-Epps	77	3	34.9
Pts/game- Epps	115	9	16.3
Akhator	168	13	15.3
Rebs- Akhator	7	2	204
Rebs/game- Akhator	14	3	10.7

mances from the previous year and expectations for the 2016-17 college basketball season. The list will be cut to 30 in early February with the women's college player of the year being announced during the Final Four. Akhator is making her first career appearance on the prestigious watch list, while Epps was named to the preseason top-50 and midseason top-30 lists last year. The Southeastern Conference had 11 total selections to the list.

RANKINGS STREAK ENDS AT 132 POLLS

With the release of The Associated Press Top 25 this week, Kentucky's streak of being ranked in the Associated Press Top 25 has ended. The Wildcats have been ranked in the AP poll 226 times, including a recent school record 132 consecutive weeks that started on week 13 of the 2009-10 season.

According to the polls, UK is receiving votes in the AP Top 25 and not ranked in the USA Today/Coaches Top 25. UK began the season No. 19 in both listings. The preseason ranking marked the seventh consecutive season the Wildcats have been ranked inside the top-20 of both major polls to start the season.

KENTUCKY VS. RANKED OPPONENTS

In order to be one of the nation's best, you have to play against the nation's best. This year, Kentucky is 2-3 against ranked opponents and will face several more opponents who are ranked or receiving votes in either the Associated Press Top 25 or USA Today/Coaches Top 25. Currently, UK's strength of schedule ranks No. 4 in the nation in the latest NCAA RPI report.

Kentucky is scheduled to play three more games against teams either rank or receiving votes in the latest AP Top 25 and USA Today/Coaches Top 25, including No. 4/4 Mississippi State and No. 5/5 South Carolina (twice), who is receiving votes. In all, 11 of UK's 29 regular season games will come against teams either ranked or receiving votes in the current listings.

Last season, Kentucky went 8-3 against ranked opponents, marking the best winning percentage against ranked foes in program history. In 43 years of varsity women's basketball, Kentucky has 86 wins over ranked opponents, including 45 of those wins coming under Mitchell.

CONTINUED SUCCESS IN 2016-17 ...

When comparing Kentucky's final numbers in 2015-16 to its final numbers from 2014-15, the Wildcats were much improved in several areas. Below is a statistical breakdown, including UK's 2016-17 numbers.

Statistic	2014-15	2015-16	2016-17
FG%	.399	.455	.434
FG% Def.	.403	.372	.372
3FG%	.286	.356	.307
3FG% Def.	.317	.298	.334
FT%	.672	.707	.730
Reb. Margin	-2.3	+5.5	+3.2
Turnovers/game	16.2	15.4	12.2

MITCHELL PUTS TOGETHER EXPERIENCED STAFF

Matthew Mitchell, who is the all-time winningest head coach in program history, is in his 10th season at Kentucky. Mitchell welcomes a new - yet familiar - coaching staff this season in associate head coach Kyra Elzy, assistant coach Niya Butts and assistant coach Lin Dunn.

Combined the staff has compiled over 80 years of experience at the Division I level, including coaching or playing in a combined 34 NCAA Tournaments with eight Final Fours, four national championships and a WNBA Championship. Elzy and Butts are in their second stint in Lexington after serving on Mitchell's staffs before. Butts was an associate head coach on Mitchell's first staff at Kentucky before Elzy joined the staff for four successful seasons. Dunn, who is a Women's Basketball Hall of Famer, has over 40 years of coaching experience, including three decades in the college

MITCHELL TURNS PROGRAM AROUND IN 2009-10

In 2009-10, Coach Mitchell implemented the "40 minutes of dread" style of play. Although UK doesn't play that style as much anymore, it started Kentucky on an impressive run of success.

- Recorded an impressive 199-63 overall record, including a 121-14 mark at home.
- Won 20-plus games every year, averaging 26.5 wins per season over the last seven years.
- Advanced to a school-record seven straight NCAA Tournaments, including three Elite Eight trips during that span with 15 NCAA Tournament wins.
- Seven straight top-four SEC finishes, including winning the SEC regular season title in 2012, its first in 30 years.
- Advanced to the SEC Tournament championship game four times with seven semifinal trips.
- Ranked in the AP poll 132 consecutive weeks
- Defeated 40 ranked teams, including 14 in the top 10.
- Four SEC Player of the Year Award Winners
- Two SEC Freshman of the Year Award Winners

WILDCATS PICKED TO FINISH TOP 5 IN SEC

The Southeastern Conference announced its Preseason Media Poll on Oct. 18 and Preseason Coaches Poll on Nov. 7. Kentucky was picked to finish fourth in the league in the media poll and fifth in the league in the coaches poll, while 2016 SEC champion South Carolina was tabbed as the top team in the conference in both polls. The media and coaches also named Makayla Epps to its Preseason All-SEC First Team. The complete poll is as follows:

1. South Carolina	1. South Carolina
2. Mississippi State	2. Mississippi State
3. Tennessee	3. Tennessee
4. KENTUCKY	4. Florida
5. Florida	5. KENTUCKY
6. Texas A&M	6. Auburn
7. Auburn	7. Missouri
8. Missouri	8. Texas A&M
9. Vanderbilt	9. Vanderbilt
10. Georgia	10. Arkansas
11. Arkansas	11. LSU
12. LSU	12. Georgia
13. Alabama	13. Alabama
14. Ole Miss	14. Ole Miss

UK ENDS 2016 SEASON RANKED HIGH NATIONALLY

Kentucky ended its 2015-16 ranking very high in several national categories, including 16th nationally and second in the SEC in scoring margin (+14.1), 18th nationally and third in the SEC in field goal percentage (.455), 24th nationally and second in the SEC in scoring offense (74.7), and 26th nationally and second in the SEC in 3-point field goal percentage (.356).

Last year's offense ranked as one of the best in program history, as its 2,465 points scored was 10th best in school history. Kentucky's 2015-16 scoring margin of +14.1 was the seventh best margin in program history, while its 934 field goals made were the ninth most by a team in program history. Kentucky's 154 3-pointers made and 475 assists just missed the top 10 by two 3-pointers and five assists.

Although the turnovers and steals didn't come in at the pace they had in the past, the UK defense stayed fundamentally strong, limiting opponents to 60.6 points per game and a .372 mark from the field with 131 blocks, 507 turnovers forced and 222 steals.

THE MAGIC "80"

The Wildcats hold a remarkable 336-22 (.939) record since 1974 when scoring 80 points or more. The last loss came against Dayton on March 22,

2015 when the Cats fell 99-94 in the 2nd round of the NCAA Tournament. UK is 87-4 (.956) under Mitchell when scoring 80 points or more.

UK IN OVERTIME

UK is 28-26 all-time in overtime games, including a 9-3 mark under Matthew Mitchell, who is 11-5 in his 11-year career as a head coach in extra minutes.

KENTUCKY ALL-TIME

Kentucky is 774-510 (.602) in its 43rd year of varsity women's basketball, including 232-95 (.709) in 10 seasons under Matthew Mitchell. Win No. 750 came against Auburn on Jan. 17, 2016 in Memorial.

CATS SIGN NO. 17 RECRUITING CLASS BY ASGR

According to ASGR, Kentucky and Matthew Mitchell signed the No. 16 recruiting class in the country during the early signing period, inking five quality players to NLIs.

The class consists of post Dorie Harrison (Nashville, Tenn.), wing Keke McKinney (Knoxville, Tenn.), guard Amanda Paschal (Brooklyn, N.Y.), guard Kameron Roach (Hopkins, S.C.) and post Tatyana Wyatt (Columbus, Ga.).

Harrison, McKinney, Roach and Wyatt are all top-100 recruits according to ProspectsNation.com and ASGR, while ASGR has Paschal ranked as the No. 56 JUCO player.

CATS EARN HIGH GPA

Kentucky not only excels on the court but in the classroom as well. This fall, Kentucky posted a 3.517 team GPA, which is the highest GPA for a semester in the Matthew Mitchell era.

UK posted a 3.077 GPA during the 2015 fall semester and a 3.463 GPA during the 2016 spring semester. The Wildcats have had a 3.0 team GPA or better seven straight semesters.

In nine seasons under Mitchell, 26 Wildcats have been named to the SEC Academic Honor Roll and 100 percent of his players in their final season of eligibility have received their degree, including all four seniors last year.

A WINNING INSTITUTION

Both the Kentucky men's and women's basketball team have been national contenders the past few years with great success on the court. UK has tallied a 424-111 combined record between its two programs since 2009-10. That record includes a 246-18 mark in Lexington. UK was one of three schools to have both men's and women's programs as a top four seed in the 2016 NCAA Tournament.

SIX CATS PLAYING OVERSEAS

Kentucky women's basketball currently has five alumnae who signed professional contracts to play overseas for the 2016-17 season.

Azia Bishop took her talents to Poland, where she is playing for the TS Ostrovia Ostrow.

Bria Goss played her first professional year in Finland for Hyvinkään Ponnvet and is still with the team.

DeNesha Stallworth bounced around a bit in 2016 and is currently with the Artego Bydgoszcz in Poland.

Recent alum Janee Thompson is playing in Germany with the SV Halle Lions.

Samarie Walker rounds out the list of active professionals out of UK's program. She plays with the Visby Ladies in Sweden.

MATTHEW AND JENNA MITCHELL DONATE \$1 MILLION TO UK ATHLETICS

In June of 2014, Coach Matthew Mitchell and his wife, Jenna, pledged \$1 million over the next 10 years to the University of Kentucky Athletics Department. The donation will provide UK Athletics \$100,000 per year over the next 10 years to be used for a variety of capital projects, including updates and renovations for football. The donation is the largest ever given by a UK athletics employee to the athletics department.

Matthew and Jenna have been very active in the Lexington community since arriving in Lexington. In October 2016, Matthew and Jenna were presented the Community Service Award by the Urban League of Lexington.

RUPP ARENA CHOSEN FOR THREE STRAIGHT NCAA REGIONAL TOURNAMENTS

For the first time since the women's basketball Final Four in 1986, Rupp Arena and the University of Kentucky hosted the NCAA regional tournament in 2016 and will again in 2017 and 2018 for women's basketball.

In 2017, Bridgeport (Webster Bank Arena) and Lexington (Rupp Arena) will again host, joined by Oklahoma City (Chesapeake Energy Arena) and Stockton, Calif. (Stockton Arena) March 24-27.

In 2018, Lexington will again play host at Rupp Arena, joined by Albany, N.Y. (Times Union Center), Kansas City, Mo. (Sprint Center) and Spokane, Wash.

(Spokane Veterans Memorial Arena), with regional play taking place Mar. 23-26.

WHEN WAS THE LAST TIME ...

SCORING

A player scored 40+ points: 42, Makayla Epps vs. Miss. State, 1-12-15

A player scored 30+ points: 30, Makayla Epps vs. Oklahoma 12-1-16

A player scored 25+ points: 29, Evelyn Akhator at Alabama, 1-13-17

A player scored 20+ points: 20, Evelyn Akhator at LSU, 1-19-17

Player came off the bench to score 20 or more points: 20, Makenzie Cann vs. New Hampshire, 11-17-16

Two players score 20 or more points in a game: vs. Texas A&M, 1-8-17 (20 Makayla Epps, 20 Evelyn Akhator)

Three players had 20 or more points in a game: vs. Morehead St., 11-18-15 (28, Alexis Jennings; 22, Janee Thompson; 21 Makayla Epps)

Two players score 30 points or more in a game: n/a

A player record five or more consecutive 20-plus point games: 7 by Kim Denkins (27 vs. Indiana, 12-8-95; 22 vs. Florida, 12-16-95; 20 vs. Syracuse, 12-21-95; 24 vs. Miami (OH), 12-32-95; 21 vs. Duke, 12-29-95; 31 vs. N.C. State, 12-30-95; 20 vs. Ole Miss, 1-3-96)

A player record four or more consecutive 20-plus point games: 4 by Evelyn Akhator (20 vs. Texas A&M, 1-8-17; 29 at Alabama, 1-12-17; 24 vs. Georgia, 1-15-17; 20 at LSU, 1-19-17)

A player record three or more consecutive 20-plus point games: 4 by Evelyn Akhator (20 vs. Texas A&M, 1-8-17; 29 at Alabama, 1-12-17; 24 vs. Georgia, 1-15-17; 20 at LSU, 1-19-17)

A player record back-to-back 20-plus point games: 4 by Evelyn Akhator (20 vs. Texas A&M, 1-8-17; 29 at Alabama, 1-12-17; 24 vs. Georgia, 1-15-17; 20 at LSU, 1-19-17)

A player record back-to-back 30-plus point games: Sara Potts (32 vs. UTC, 3/20/05) and (31 vs. Xavier, 3/24/05)

A player score 15 or more points in the 1st half: 17, Evelyn Akhator vs. Georgia, 1-15-17

A player score 15 or more points in the 2nd half and OT: 16, Makayla Epps vs. Morehead State, 11-23-16

A player score 20+ points in the 1st half: 20, Amani Franklin vs. UCSB, 12-21-08

A player score 20+ points in the 2nd half and OT: 21, Evelyn Akhator at Alabama, 1-12-17

A player hit a last-second shot to win the game: Makayla Epps vs. Mississippi State, 1-12-15 (hit the game-winning basket with 0.4 remaining in the contest to put Kentucky up 92-90 in the 2nd OT)

A freshman score 25 points or more: 27, Alexis Jennings vs. Tennessee State, 12-28-14

All five starters in double figures: vs. Oklahoma, 3-21-16

No player scored in double figures: vs. LSU, 1-16-03

DOUBLE-DOUBLES

A player record a double-double: Evelyn Akhator (20pts/11rebs), at LSU, 1-19-17; Taylor Murray (11pts/13rebs), at LSU, 1-19-17

10-20 Game: DeNesha Stallworth (16 pts/20 rbs) at Mississippi State, 2-27-14

20-20 Game: Valerie Still (42 pts/20 rbs) vs. Charleston, 12-19-82

20-10 Game: Evelyn Akhator (20pts/11rebs), at LSU, 1-19-17

30-10 Game: Victoria Dunlap (33 pts/18 rbs) vs. Butler, 11-15-09

More than one player with a double-double in the same game: Evelyn Akhator (20 pts/11 rbs) and Taylor Murray (11 pts/13 rbs) at LSU, 1-19-17

Three players with a double-double in the same game: Alexis Jennings (28pts/13rebs), Evelyn Akhator (12pts, 16rebs), Makayla Epps (21pts, 11rebs,12asts) vs. Morehead State, 11-18-15

A player record back-to-back double-doubles: Evelyn Akhator (3) (29pts/15rebs) at Alabama, 1-15-17; (24pts/16rebs), vs. Georgia, 1-15-17; at LSU (20pts/11rebs)

More than one player record back-to-back double-doubles: Victoria Dunlap (11 pts/12 rbs) and Eleia Roddy (13 pts/10 rbs) vs. NCAT, 1-1-09; Victoria Dunlap (20 pts/15 rbs) and Eleia Roddy (11 pts/10 rbs) vs. Miami (Ohio), 1-3-09

Double-Double in Points and Rebs: Evelyn Akhator (20pts/11rebs), at LSU, 1-19-17; Taylor Murray (11pts/13rebs), at LSU, 1-19-17

Double-Double in Points and Assists: Janee Thompson (16 pts/10 ast) vs. LSU, 2-7-16

Double-Double in Points and Blocks: n/a

Double-Double in Points and Steals: Leslie Nichols (18 pts/11 steals) vs. Louisville, 2-14-86

A player record four or more consecutive double-doubles: 5 by Evelyn Akhator (10pts/14rebs) vs. Washington, 3-25-16, (18pts/10rebs) vs. Miami, 11-11-16, (28pts/13rebs) vs. Albany, 11-12-16, (17pts/11rebs) vs. New Hampshire, 11-17-16, (12pts/14rebs) at Colorado, 11-19-16

A player record five or more consecutive double-doubles: 5 by Evelyn Akhator (10pts/14rebs) vs. Washington, 3-25-16, (18pts/10rebs) vs. Miami, 11-11-16, (28pts/13rebs) vs. Albany, 11-12-16, (17pts/11rebs) vs. New Hampshire, 11-17-16, (12pts/14rebs) at Colorado, 11-19-16

A player record a triple-double in a game: (2nd in school history) Makayla Epps, vs. Morehead State, (21pts, 12ast, 11 rbs) 11-18-15

A player record a perfect game (at least five FGs made): Makayla Epps vs. Middle Tennessee, 12-12-14 (6-of-6 FGs)

5 or more players score in double figures: 5 vs. Florida (3-4-16) - Epps (22), Thompson (19), Akhator (12), Camara (12), Morris (10)

6 or more players score in double figures: 6 vs. New Hampshire (11-17-16) - Makenzie Cann (20), Evelyn Akhator (17), Makayla Epps (14), Jessica Hardin (11), Alyssa Rice (10), Maci Morris (10)

7 or more players score in double figures: 8 vs. Lipscomb (11-21-13) - Stallworth (14), Walker (10), Thompson (16), Goss (18), Evans (12), O'Neill (11), Pinkett (15), Harper (12)

FIELD GOALS

Made 12 FG in a game: 12, Evelyn Akhator at Alabama, 1-12-17

Made 13 FG in a game: 13, Makayla Epps vs. Washington, 3-25-16

Made 14 FG in a game: 18, Makayla Epps vs. Mississippi State, 1-12-15

Made 15 FG in a game: 18, Makayla Epps vs. Mississippi State, 1-12-15

Made 16 FG in a game: 18, Makayla Epps vs. Mississippi State, 1-12-15

Made 17 FG in a game: 18, Makayla Epps vs. Mississippi State, 1-12-15

Made 18 FG in a game: 18, Makayla Epps vs. Mississippi State, 1-12-15

FIELD GOALS ATTEMPTED

Attempted 29 FG in a game: 30, Makayla Epps vs. Miss. State, 1-12-15

Attempted 28 FG in a game: 30, Makayla Epps vs. Miss. State, 1-12-15

Attempted 25 FG in a game: 26, Makayla Epps vs. Washington, 3-25-16

Attempted 24 FG in a game: 26, Makayla Epps vs. Washington, 3-25-16

Attempted 23 FG in a game: 26, Makayla Epps vs. Washington, 3-25-16

Attempted 22 FG in a game: 26, Makayla Epps vs. Washington, 3-25-16

Attempted 21 FG in a game: 21, Maci Morris vs. Tennessee, 1-1-17

Attempted 20 FG in a game: 21, Maci Morris vs. Tennessee, 1-1-17

THREE-POINTERS

A player with 5 in a game: 6, Makenzie Cann, vs. New Hampshire, 11-17-16

A player with 6 in a game: 6, Makenzie Cann, vs. New Hampshire, 11-17-16

A player with 7 in a game: *7, Sara Potts vs. Chattanooga, 3-20-05 (7-14)

Attempted 10 or more in a game: 10, Jennifer O'Neill vs. Vandy, 3-5-15

FREE THROWS

Made 10 FT in a game: 10, Makayla Epps vs. Oklahoma, 3-21-16

Made 11 FT in a game: 12, Makayla Epps at Ole Miss, 01-21-16

Made 12 FT or more in a game: 12, Makayla Epps at Ole Miss, 01-21-16

Attempted 10 FT in a game: 12, Evelyn Akhator, vs. Wash. St., 12-21-16

Attempted 11 FT in a game: 12, Evelyn Akhator, vs. Wash. St., 12-21-16

Attempted 12 FT in a game: 12, Evelyn Akhator, vs. Wash. St., 12-21-16

WHEN WAS THE LAST TIME ...

Attempted 15 or more FTs in a game: 15, Makayla Epps vs. Miami, 11-11-16
Hit 100% (10 or more attempts): Makayla Epps, 01-21-16 (12-12)

REBOUNDS

A player with 10+ rebounds: 11, Evelyn Akhator; 13, Taylor Murray at LSU, 1-19-17
A player with 11+ rebounds: 11, Evelyn Akhator; 13, Taylor Murray at LSU, 1-19-17
A player with 12+ rebounds: 13, Taylor Murray at LSU, 1-19-17
A player with 13+ rebounds: 13, Taylor Murray at LSU, 1-19-17
A player with 14+ rebounds: 16, Evelyn Akhator, vs. Georgia, 1-15-17
A player with 15+ rebounds: 16, Evelyn Akhator, vs. Georgia, 1-15-17
A player with 16+ rebounds: 16, Evelyn Akhator, vs. Georgia, 1-15-17
A player with 17+ rebounds: 18, Evelyn Akhator, at Texas A&M, 2-28-16
A player with 18+ rebounds: 18, Evelyn Akhator, at Texas A&M, 2-28-16
A player with 19+ rebounds: 20, DeNesha Stallworth at Miss. State, 2-27-14
A player with 20+ rebounds: 20, DeNesha Stallworth at Miss. State, 2-27-14
A player with 21+ rebounds: 23, Victoria Dunlap vs. Louisville, 12-05-10
A player with 25+ rebounds: *27, Valerie Still vs. National College, 2-9-82
A player with back-to-back games with 15+ rebounds: Evelyn Akhator 15 rebs at Alabama (1-12-17); 16 rebs vs. Georgia (1-15-17)
10+ Rebs in three consecutive games: 3, Evelyn Akhator (1-12-17-current)
10+ Rebs in four consecutive games: 5, Evelyn Akhator (3-25-16 - 11-19-16)
10+ Rebs in five consecutive games: 5, Evelyn Akhator (3-25-16 - 11-19-16)
10+ Rebs in six consecutive games: 7, Eleia Roddy (2008)
Two players grab 10+ rebounds in a game: 11, Akhator; 13, Murray at LSU, 1-19-17
Three players grab 10+ rebounds in a game: 16, Akhator; 13, Jennings; 11, Epps vs. Morehead State, 11-18-15

ASSISTS

A player with 8 or more assists in a game: 9, Makayla Epps vs. Morehead State, 11-23-16
A player with 9 or more assists in a game: 9, Makayla Epps vs. Morehead State, 11-23-16
A player with 10 or more assists in a game: 10, Janee Thompson vs. LSU, 2-7-16
A player with 11 or more assists in a game: 12, Makayla Epps vs. Morehead State, 11-18-15
A player with 12 or more assists in a game: 12, Makayla Epps vs. Morehead State, 11-18-15

BLOCKS

A player with 5 or more blocks in a game: 6, Alexis Jennings vs. Oklahoma, 3-21-16
A player with 6 or more blocks in a game: 6, Alexis Jennings vs. Oklahoma, 3-21-16
A player with 7 or more blocks in a game: *7, DeNesha Stallworth vs. Texas A&M, 2-18-13

STEALS

A player with 5 steals in a game: 5, Makenzie Cann at Duke, 12-29-16
A player with 6 steals in a game: 6, Taylor Murray vs. Auburn, 1-17-16
A player with 7 steals in a game: 7, Janee Thompson vs. TSU, 12-28-14
A player with 8 steals in a game: 9, A'dia Mathies vs. Neb.-Omaha, 11-23-11
A player with 9 steals in a game: 9, A'dia Mathies vs. Neb.-Omaha, 11-23-11
A player with 10 steals in a game: 10, Erica Jackson vs. ECU, 2-16-99
A player with 11 or more steals in a game: *11, Leslie Nichols vs. Louisville, 2-14-86

MINUTES

Played every minute of a game: 45, Makayla Epps & Makenzie Cann at Louisville, 12-4-16
Played over 40 minutes: 45, Makayla Epps & Makenzie Cann at Louisville, 12-4-16
Played over 45 minutes: 45, Makayla Epps & Makenzie Cann at Louisville, 12-4-16
Played over 50 minutes: 51, Kastine Evans vs. Baylor - 4OT, 12-6-13

FOULS

Four or more UK players foul out in a game: Jennifer Humphrey, Sarah Elliott, Chanté Bowman, Brittany Edelen vs. Louisville, 12-3-06

THE LAST TIME KENTUCKY...

Won a game by 20 or more pts: +21 (82-61) vs. Georgia, 1-15-17
Won an SEC game by 20 or more pts: +21 (82-61) vs. Georgia, 1-15-17
Won a game by 30 or more pts: +49 (92-53) vs. UNH, 11-17-16
Won an SEC game by 30 or more pts: +30 (108-78) vs. Ole Miss, 2-13-14
Won a game by 40 or more pts: +49 (92-53) vs. UNH, 11-17-16
Won an SEC game by 40 or more points: +44 (97-53) vs. Auburn, 1-20-13
Won a game by 50 or more pts: +54 (85-31) vs. UNC Asheville, 3-19-16
Won an SEC game by 50 or more pts: *+53 (100-47) vs. Miss. State, 1-17-13
Won a game by 60 or more pts: +68 (92-24) vs. Jackson St., 11-29-15
Won a game by 70 or more pts: +75 (100-25) vs. Jacksonville St., 11-15-11
Scored 100 pts or more in a game: 112 vs. Morehead St., 11-18-15
Scored 100 pts or more in an SEC game: 108 vs. Ole Miss, 2-13-14
Scored 90 points or more in a game: 92 vs. New Hampshire, 11-17-16
Scored 90 points or more in three straight games: 96 vs. Wagner, 11-10-13; 103 vs. Georgia Southern, 11-13-13; 96 vs. Central Michigan, 11-17-13
Scored 90 points or more in four straight games: 4 - 96 vs. Wagner, 11-10-13; 103 vs. Georgia Southern, 11-13-13; 96 vs. Central Michigan, 11-17-13, 116 vs. Lipscomb 11-12-13
Scored 80 points or more in a game: 82 vs. Georgia, 1-15-17
Scored 50 points or more in the first half: 54 vs. Morehead St., 11-18-15
Scored 50 points or more in the second half: 50 vs. Florida, 3-4-16
Scored 60 points or more in first half: 60 vs. Grambling, 12-29-13
Scored 60 points or more in second half: 60 vs. Ole Miss, 2-13-14
Lost a game by 20 or more points: -30 (93-63) vs. South Carolina, 3-5-16
Lost a game by 30 or more points: -30 (93-63) vs. South Carolina, 3-5-16
Lost a game by 40 or more points: -44 (39-83) vs. Tennessee, 1-27-2001
Lost an SEC game by 40 or more pts: -44 (39-83) vs. Tennessee, 1-27-01
Lost a game by 50 or more points: -72 (38-110) vs. Tennessee, 1-21-01
Lost a game by 60 or more points: -72 (38-110) vs. Tennessee, 1-21-01
Lost a game by 70 or more points: -72 (38-110) vs. Tennessee, 1-21-01
Allowed 100 points: 130 by Baylor, 12-6-13
Allowed 90 or more points: 93 by South Carolina, 3-5-16
Scored fewer than 50 points: 48 vs. Louisville, 12-2-12
Scored fewer than 40 points: 36 vs. LSU, 12-18-2005
Scored fewer than 25 points in a half: 23 (1st) at LSU, 1-19-17
Scored fewer than 20 points in a half: 17 (1st) at Arizona State, 11-15-15
Held opponent to 50 points or fewer: 42 at LSU, 1-9-17
Held opponent to 40 points or fewer: 36 by Radford, 12-18-16
Held opponent to 30 points or fewer: 24 by Jackson St., 11-29-15
Held opponent to 20 pts or fewer in the 1st half: 16 at LSU, 1-19-17
Held opponent to 20 pts or fewer in the 2nd half: 17 by Middle Tenn. 12-9-16
Held SEC opp. to 20 pts or fewer in the 1st half: 16 at LSU, 1-19-17
Held an opponent to 10 points or fewer in the first half: *9 by Charleston Southern, 12-10-04
Held an opponent to 10 points or fewer in the second half: *7 by Jackson St., 11-29-15

WHEN WAS THE LAST TIME ...

Won a game after trailing at the half: vs. Oklahoma, 12-1-16 (39-37)
Won a game after trailing 10+ at the half: at Arizona St., 11-15-15 (29-17)
Won an SEC game after trailing at the half: vs. Tennessee, 1-25-16 (35-28)
Won after trailing at the half at home: vs. Oklahoma, 12-1-16 (39-37)
Won a game after trailing at the half on the road: at NKU, 12-2-15 (41-37)
Scored 100 or more points and lost: n/a
Scored 80 points or more and lost: vs. Dayton, 3-21-15 (99-94)
Scored 50 points or fewer and won: 48 vs. Louisville, 12-2-12
Game decided by one point: vs. Tennessee, 1-25-16 (W, 64-63)
Game decided by two points: vs. Mizzou, 1-5-17 (W, 64-62)
Game decided by three points: vs. Central Michigan, 11-22-14 (71-68)
Shot 50 percent or better vs. non-conference opponent: 51.9% (27-of-52) vs. Samford, 11-27-16
Shot 50% or better vs. SEC opponent: 51.7% (30-58) vs. Georgia, 1-15-17
Shot 50 percent or better in consecutive games: two - NKU (55.2%) 12-2-15; Louisville (51.8%) 12-10-15
Shot 55 percent or better: 58.0% (29-of-50) at Florida, 1-31-16
Shot 60 percent or better: 60.7 vs. Arkansas, 2-18-07
Shot 70 percent or higher in a half: 72.2 (2nd half) vs. Liberty, 3-20-10
Shot 60 percent or higher from 3: 61.1 vs. Colorado, 11-22-15
Shot 30 percent or lower: 30.0 vs. Duke, 12-29-16 (18-of-60)
Shot 20 percent or lower: 20.0 vs. Georgia, (12-of-60), 3-02-07
Shot 15% or lower in a half: 13.6 (1st half) vs. USC (3-of-22), 3-2-08
Held an opponent to lower than 30 percent: 26.4% (14-of-53) by Radford, 12-18-16
Held an opponent to lower than 20 percent: 15.6% (7-of-45) by Jackson State, 11-29-15
Held an opponent to lower than 15 percent in a half: 4.2% (2nd half) vs. Jackson State, 11-29-15
Opponent shot 50 percent or better: 52.9% by USC (37-of-70), 3-5-16
Opponent shot 60 percent or better: 61.5 by Okla. (32-of-52), 3-30-10
Opponent shot 50 percent or better in consecutive games: Two straight - Florida, 58.0% (29-of-50), 1-31-16; South Carolina, 52.0% (26-of-50), 2-4-16
Did not hit a 3-pointer: vs. Middle Tenn., 12-9-16 (0-of-9)
Held opponent without a 3-pointer: Texas A&M (0-3), 2-28-16
Held consecutive opponents without a 3-pointer: Delaware State, 11-10-12 (0-of-0) and Baylor, 11-13-12 (0-3)
Opponent hit 10 or more 3-pointers: 11 by Mizzou, 1-5-17
Hit 10 or more 3-pointers: 12 vs. New Hampshire, 11-17-16
Hit 11 or more 3-pointers: 12 vs. New Hampshire, 11-17-16
Hit 12 or more 3-pointers: 12 vs. New Hampshire, 11-17-16
Hit 13 or more 3-pointers: *14 vs. Mississippi State, 1-8-12 (14-of-30)
Pulled down 60 or more rebounds: *67 vs. Morehead State, 11-18-15
Pulled down 65 or more rebounds: *67 vs. Morehead State, 11-18-15
Had 20 or more Reb. than Opp: 22 vs. Middle Tenn., 12-9-16 (44-22)
Had 30 or more assists in a game: 32 vs. Morehead St., 11-18-15
Had 20 or more assists in a game: 22 vs. New Hampshire, 11-17-16
Had 20 or more assists in three straight games: 4 - 32 vs. Morehead St., 11-18-15; 24 vs. Colorado 11-22-15; 26 vs. Eastern Michigan 11-25-15; 22 vs. Jackson State 11-29-15
Had 20 or more assists in four straight games: 32 vs. Morehead St., 11-18-15; 24 vs. Colorado 11-22-15; 26 vs. Eastern Michigan 11-25-15; 22 vs. Jackson State 11-29-15
Had 20 or more assists in five straight games: 26 vs. Louisville (2/23/82); 25 vs. Alabama (2/26/82); 29 vs. LSU (2/27/82), 27 vs. Tennessee (2/28/82) and 24 vs. Illinois (3/14/82)
Had 19 or more blocks in a game: *19 vs. North Carolina A&T, 12-6-05
Had 10 or more blocks in a game: 12 vs. Wright State, 3-22-14
Opponent had 10 or more blocks in a game: 12 by South Carolina, 3-1-15
Had 10 or more steals in a game: 15 vs. Duke, 12-29-16
Had 20 or more steals in a game: 24 vs. Georgia Southern, 11-13-13
Had 25 or more steals in a game: *28 vs. West Virginia, 12-12-93
Opponent had 10 or more steals in a game: 10 by Alabama, 1-12-17

Forced 30 or more turnovers in a game: 37 vs. Jackson State, 11-29-15
Forced 30 or more turnovers in an SEC game: 31 vs. Tennessee, 3-3-13
Forced 40 or more turnovers in a game: *49 vs. ARK-Pine Bluff, 12-11-11
Committed 30 or more turnovers in a game: 30 at Florida, 1-31-16
Committed 30 or more turnovers and won: 34 vs. Green Bay, 3-19-12
Committed five turnovers or fewer: 5 vs. New Hampshire, 11-17-16
Committed 10 turnovers or fewer in a non-con game: 10 vs. Radford, 12-18-16
Committed 10 turnovers or fewer in an SEC game: 9 vs. Mizzou, 1-5-17
Committed more turnovers than the opponent: at LSU, 15-10, 1-19-17
Opponent committed fewer than 10 turnovers: 9 by Tennessee, 1-1-17
Attempted 40 FT: 42 vs. Tennessee St., 3-20-15
Attempted fewer than five FT: 4 vs. South Carolina, 1-13-11
Made 30 FT: 31 vs. Tennessee St., 3-20-15
Made 40 FT: 49* vs. Baylor, 12-6-13
Hit 100 percent from the free-throw line (min. 10 made): *12-of-12 vs. Missouri, 1-13-13
Won an overtime game: at Arizona State, 11-15-15, (68-64) (A) 1OT
Lost an overtime game: vs. Arizona State, 12-11-16 (73-71) (A) 1OT
Played a double-overtime game: vs. Miss. State, 2-12-15 (92-90) (H)
Played a triple-overtime game: vs. Baylor, 12-6-13 (133-130) (N) 4OT
Played a quadruple-overtime game: vs. Baylor, 12-6-13 (133-130) (N) 4OT
Started three freshmen in a game: (Evans, Conwright, Drake) vs. UTC, 12-11-10
Started four freshmen in a game: (Mendeng, Helm, Hawthorne, Stoglin) vs. Tennessee, 1-27-2001
Defeated a Top-5 opponent: 3-1-15 - #13/15 UK 67 - #2/2 South Carolina 56 (H)
Defeated a Top-10 opponent: 3-1-15 - #13/15 UK 67 - #2/2 South Carolina 56 (H)
Defeated a Top-25 opponent: 12-1-16 - #17 UK 82 - #12 Oklahoma 68 (H)
Defeated a Top-25 non-conference opponent at home: 12-1-16 - #17 UK 82 - #12 Oklahoma 68 (H)
Defeated a Top-25 non-conference opponent on the road: 11-15-15 - #17/18 UK 68 - #15/15 Arizona State 64 (A)
Defeated a Top-25 opponent at a neutral site: 3-4-16 #13/13 UK 92 - #25/24 Florida 69 (N) - SEC Tournament Quarterfinals
Defeated a Top-10 SEC opponent at home: 3-1-15 - #13/15 UK 67 - #2/2 South Carolina 56 (H)
Defeated a Top-25 SEC opponent at home: 2-28-16 - #15/14 UK 71 - #11/11 Texas A&M (A)
Defeated a Top-25 opponent on the road: 2-18-16 - #16/16 UK 83 - #14/14 Mississippi State 60 (A)
Defeated a Top-25 SEC opponent on the road: 2-18-16 - #16/16 UK 83 - #14/14 Mississippi State 60 (A)
Defeated a Top-10 opponent on the road: 12-7-14 - UK 77 - #7/7 Louisville 68 (A)
Defeated a Top-10 SEC opponent on the road: 2-16-14 - UK 75 - #8/8 Tennessee 71 (A)
Was defeated by an unranked opp. (while ranked) at home: vs. Texas A&M (77-68), 1-8-17 (#24/rv)
Was defeated by an unranked opp. (while ranked) on the road: at Tennessee (72-65), 1-1-17 (#17/23)
Was defeated by an unranked opp. (while ranked) at a neutral site: vs. Illinois (77-71), 11-27-14 (#9/10)
** Denotes a school record*

Head Coach Matthew Mitchell

UK's All-Time Winningest Coach

10th Season at Kentucky



- Became UK's all-time winningest coach on March 3, 2013 with 139 wins in just six seasons.
- Eighth fastest SEC women's basketball coach to reach 200 wins at their respective school.
- Two-time AP SEC Coach of the Year (2010 & 2012).
- Led UK to postseason event every season. (2 WNIT, 7 NCAA)
- School-record seven consecutive NCAA Tournament appearances.
- Three NCAA Elite Eight finishes. (2010, 2012 and 2013)
- Five Sweet 16 appearances. (2010, 2012, 2013, 2014, 2016)
- Led UK to its first SEC Regular Season Championship in 30 years during the 2011-12 season.
- Eight top-four finishes in the SEC in his nine seasons.
- Four SEC Tournament title game appearances in the last six years. (2010, 2011, 2013, 2014)
- 132 consecutive appearances in the AP Top 25 poll from 2009-10 to 2016-17 (eighth longest streak in poll history.)
- School-record seven straight 20-win seasons.
- Compiled an impressive 142-26 (.845) mark at home (includes Rupp Arena), including a 120-14 (.895) over the last eight seasons.
- Led UK to a school-record 30 wins in 2012-13.
- Led UK to a school-record 13 SEC wins in 2011-12 and 2012-13.
- Fifteen NCAA Tournament wins.
- Forty-six wins over ranked opponents, including 15 over top 10.
- Seven top-20 recruiting classes, including the nation's fifth-ranked class in 2009-10 and 2012-13 and 16th-ranked class in 2016-17.
- Has coached 16 All-Conference Performers, including two who were named SEC Player of the Year in Victoria Dunlap (twice) and

A'dia Mathies (twice), two who were SEC Freshman of the Year winners in A'dia Mathies and Bria Goss, and two SEC (Co) 6th Women of the Year winners in Keyla Snowden and Jennifer O'Neill (2014 and 2015).

- A UK player won the AP SEC Player of the Year 4 straight years, the 1st SEC school to accomplish that feat.
- Under his leadership, 26 different players have been named to the SEC Academic Honor Roll, seven have been All-SEC Freshmen honorees, three were named All-Americans, including just the second State Farm/WBCA All-American in school history in Victoria Dunlap and one player (Chelsea Chowning) was named an Academic All-American, the first in school history.
- Three WNBA draft picks, including two in the first round - Dunlap was UK's first WNBA first round draft pick when she was chosen as the 11th overall pick in the 2011 WNBA Draft and A'dia Mathies became UK's highest draft pick in school history when she was selected 10th overall by the Los Angeles Sparks in the 2013 draft.

DID YOU KNOW?

- Coach Mitchell and his three brothers (David, Mark, Stephen) are all Eagle Scouts.
- Named an honorary Rotarian in the Lexington chapter in 2011.
- Has three daughters, Lacy Lea Arant, Saylor Rose and Presley Blue ... Lacy is a 2012 graduate of Mississippi State ... Daughter, Saylor Rose, is named after former Wildcat, Victoria Essence Rose Dunlap.
- Used to be the lead singer of a band called "Coach Mitchell and the B Team" and is now the lead singer of "Matthew Mitchell and the Nashville All-Stars" which played prior to the football team's season opener at The New CWS.
- Gave \$100,000 of his new seven-year contract (May, 2012) back to the University of Kentucky for academic purposes.
- Pledged \$1 million over the next 10 years to UK Athletics through the Mitchell Family Foundation.
- In 2016, Matthew and Jenna were presented the Community Service Award by the Urban League of Lexington.

Year	School	Pos.	Record	SEC	Postseason
16-17	Kentucky	Head Coach	13-6	4-2	TBD
15-16	Kentucky	Head Coach	25-8	10-6	NCAA Sweet 16/SEC Semifinals
14-15	Kentucky	Head Coach	24-10	10-6	NCAA Second Round/SEC Semifinals
13-14	Kentucky	Head Coach	26-9	10-6	NCAA Sweet 16/SEC Tournament Finals
12-13	Kentucky	Head Coach	30-6	13-3	NCAA Elite Eight/SEC Tournament Finals
11-12	Kentucky	Head Coach	28-7	13-3	NCAA Elite Eight/SEC Regular Season Champions
10-11	Kentucky	Head Coach	25-9	11-5	NCAA Second Round/SEC Tournament Finals
09-10	Kentucky	Head Coach	28-8	11-5	NCAA Elite Eight/SEC Tournament Finals
08-09	Kentucky	Head Coach	16-16	5-9	WNIT Second Round
07-08	Kentucky	Head Coach	17-16	8-6	WNIT Quarterfinals/SEC Tournament Semifinals
06-07	Morehead St.	Head Coach	14-16		Third-place OVC finish
05-06	Morehead St.	Head Coach	16-13		OVC Tournament Semifinals
04-05	Kentucky	Asst. Coach	18-16		WNIT final four
03-04	Kentucky	Asst. Coach	11-17		-
02-03	Florida	Asst. Coach	9-19		-
01-02	Florida	Asst. Coach	18-11		NCAA Tournament
2000-01	Florida	Asst. Coach	24-6		NCAA Tournament
1999-00	Tennessee	Grad. Asst.	33-4		NCAA Runner-up

MITCHELL VS. OPPONENTS

	UK	Overall
Alabama	10-2	10-2
Alabama A&M	2-0	2-0
Albany	1-0	1-0
Alcorn State	1-0	1-0
Appalachian State	1-0	1-0
Arizona State	1-1	1-1
Arkansas	10-1	10-1
Arkansas Pine-Bluff	2-0	2-0
Auburn	10-3	10-3
Austin Peay	-	4-1
Baylor	2-2	2-2
Belmont	1-0	1-0
Binghamton	-	1-0
Bradley	1-0	1-0
Boston	1-0	1-0
Butler	1-0	1-0
Centenary	-	1-0
Central Michigan	2-0	2-0
Chattanooga	1-0	1-0
Cincinnati	2-0	2-0
College of Charleston	-	1-0
Colorado	1-1	1-1
Connecticut	0-2	0-2
Dayton	1-1	1-1
Delaware	1-0	1-0
Delaware State	1-0	1-0
DePaul	2-0	2-0
Duke	2-4	2-4
East Tennessee State	1-1	1-1
Eastern Illinois	-	3-1
Eastern Kentucky	-	3-1
Eastern Michigan	1-0	1-1
Evansville	-	0-1
Florida	10-4	10-5
Florida Atlantic	1-0	1-0
Florida A&M	1-0	1-0
Furman	1-0	1-0
Georgia	8-7	8-7
Georgia Southern	1-0	1-0
George Washington	1-1	1-1
Gonzaga	1-0	1-0
Grambling State	1-0	2-0
Green Bay	1-0	1-0
Hampton	1-0	1-0
High Point	1-0	1-0
Illinois	0-1	0-1
IUPUI	1-0	1-1
Jackson State	1-0	1-0
Jacksonville State	1-0	4-1
James Madison	1-0	1-0
Kentucky Christian	-	1-0
Liberty	1-0	1-0
Lipscomb	2-0	2-0
Long Island	1-0	1-0
LSU	8-8	8-8
Louisville	6-4	6-4
Marist	2-0	2-0
Marshall	-	0-2
Marquette	0-1	0-1
McNeese State	2-0	2-0
Miami (Fla.)	1-0	1-0
Miami Ohio	4-0	4-0
Michigan	0-2	0-2
Michigan State	1-0	1-0
Middle Tennessee	6-2	6-2
Minnesota	0-1	0-1
Mississippi State	11-1	11-2
Mississippi Valley State	2-0	2-0
Missouri	5-0	5-0
Morehead State	7-0	7-0
Murray State	1-0	2-3
Navy	1-0	1-0
Nebraska	1-0	1-0
Nebraska Omaha	1-0	1-0
New Hampshire	1-0	1-0
Northeastern	1-0	1-0
Northern Kentucky	2-0	2-0
North Carolina	0-1	0-1
North Carolina A&T	1-0	1-0
Notre Dame	1-1	1-1
Oklahoma	3-1	3-1
Ole Miss	7-3	7-3
Old Dominion	0-1	0-1
Pepperdine	1-0	1-0
Pikeville College	-	1-0
Radford	1-0	1-0
Rice	1-0	1-0
Samford	2-0	3-3
Sam Houston State	1-0	1-0
South Alabama	1-0	1-0
South Carolina	10-10	10-10
South Carolina-Upstate	2-0	2-0
South Florida	1-0	1-0
Southeast Missouri	-	1-3
Southern Miss	2-0	2-0
Syracuse	1-0	1-0
Tennessee	5-13	5-13
Tennessee-Chattanooga	2-0	2-0
Tennessee-Martin	2-0	5-2
Tennessee State	3-0	3-0
Tennessee Tech	1-0	2-4
Texas	0-1	0-1
Texas A&M	4-3	4-3
UC Santa Barbara	3-0	3-0
UNC Asheville	1-0	1-0
Vanderbilt	11-4	11-4
Virginia Tech	-	0-1
Wagner	1-0	1-0
Washington	0-1	0-1
Washington State	1-0	1-0
Western Kentucky	0-2	0-3
William & Mary	1-0	1-0
Wisconsin	0-1	0-1
Wright State	1-0	1-0
Wofford	1-0	1-0
Xavier	0-2	0-3
Yale	1-0	1-0
Total	232-95	262-124

MISCELLANEOUS STATS

LEADING SCORER

Makayla Epps	10
Evelyn Akhator	6
Taylor Murray	5
Maci Morris	2
Makenzie Cann	1

LEADING REBOUNDER

Evelyn Akhator	15
Makayla Epps	2
Alyssa Rice	2
Taylor Murray	2
Maci Morris	1

LEADER IN ASSISTS

Makayla Epps	14
Taylor Murray	6
Maci Morris	3
Makenzie Cann	2
Jaida Roper	1
Evelyn Akhator	1

CHARGES DRAWN

Kentucky	31
Evelyn Akhator	14
Alyssa Rice	6
Maci Morris	4
Jaida Roper	3
Mackenzie Cann	3
Makayla Epps	1
Opponents	11

10-SEC. BACKCOURT VIOLATION FORCED

Kentucky	0
Opponent	0

SHOT CLOCK VIOLATIONS FORCED

Kentucky	5
Opponent	9

20-POINT SCORING GAMES

Evelyn Akhator	5
Makayla Epps	5
Taylor Murray	3
Makenzie Cann	1
Maci Morris	1

30-POINT SCORING GAMES

Makayla Epps	1
--------------	---

40-POINT SCORING GAMES

TBD	
-----	--

DOUBLE-FIGURE SCORING GAMES

Makayla Epps	16
Evelyn Akhator	16
Maci Morris	11
Taylor Murray	11
Makenzie Cann	5
Jessica Hardin	1
Alyssa Rice	1

DOUBLE-FIGURE REBOUND GAMES

Evelyn Akhator	13
Makayla Epps	1
Taylor Murray	1

20-PLUS REBOUNDING GAMES

TBD	
-----	--

SEASON DOUBLE-DOUBLES

Evelyn Akhator	11
----------------	----

Makayla Epps	1
Taylor Murray	1

TECHNICAL FOULS

Kentucky	1
Opponent	2

UK'S FIRST SUBSTITUTION

Makenzie Cann	14
Jessica Hardin	6
Jaida Roper	4
Alyssa Rice	3

FIRST TO SCORE

Evelyn Akhator	6
Maci Morris	5
Makayla Epps	4
Alyssa Rice	3
Taylor Murray	1

JUMP BALLS CONTROLLED

Kentucky	13
Evelyn Akhator	13
Opponent	8

RUNS OF 10 OR BETTER

Kentucky	18
Opponent	3

LARGEST HALFTIME LEAD

vs. Georgia	30
-------------	----

LARGEST HALFTIME LEAD (SEC)

vs. Georgia	30
-------------	----

LARGEST HALFTIME DEFICIT

at Tennessee	7
--------------	---

LARGEST HALFTIME DEFICIT (SEC)

at Tennessee	7
--------------	---

LARGEST UK LEAD

vs. New Hampshire	53
-------------------	----

LARGEST UK WIN

vs. New Hampshire	49
-------------------	----

LARGEST UK WIN (SEC)

vs. Georgia	21
-------------	----

LARGEST UK DEFICIT

at Duke	20
---------	----

LARGEST UK DEFICIT (SEC)

at Tennessee	12
--------------	----

LARGEST UK LOSS

at Duke	15
---------	----

LARGEST UK LOSS (SEC)

vs. Texas A&M	9
---------------	---

MOST CONSECUTIVE POINTS

vs. Missouri	17
--------------	----

MOST CONSECUTIVE POINTS (SEC)

vs. Missouri	17
--------------	----

MOST CONSECUTIVE OPP. POINTS

vs. Washington State	11
----------------------	----

vs. Duke	11
----------	----

SPECIALTY STATS

PP - Points in the paint; POT - Points off turnovers; 2nd - Second-chance points; FB - Fast break points; BP - Bench points

KENTUCKY/OPPONENT

Opponent	PP	POT	2nd	FB	BP
Miami (Fla.)	32/28	15/13	8/11	4/4	12/17
Albany	28/22	17/6	9/8	4/0	14/19
New Hampshire	38/8	22/3	11/7	4/0	35/14
Colorado	36/36	12/17	12/22	10/11	9/18
MSU	40/6	18/10	8/4	6/0	11/12
Samford	34/14	17/3	16/0	6/0	20/26
Oklahoma	28/18	18/9	8/8	0/0	13/13
Louisville	24/32	8/18	4/17	6/2	3/11
Middle Tenn.	34/20	19/14	11/5	8/0	11/5
Arizona St.	44/34	20/15	4/17	4/0	0/12
Radford	26/16	19/13	8/9	4/0	15/18
Wash. St.	22/26	17/15	16/9	0/0	14/19
Duke	22/30	21/13	8/6	8/5	10/15
Tennessee	42/36	13/4	10/13	17/8	2/6
Mizzou	20/16	16/11	14/18	2/0	11/11
TAMU	40/30	8/12	8/22	8/0	7/3
Alabama	34/30	16/14	6/2	4/8	11/9
Georgia	36/26	24/11	16/4	4/2	18/22
LSU	40/22	14/15	5/6	8/4	7/11

Auburn	
Ole Miss	
Mizzou	
USC	
Vandy	
Georgia	
Arkansas	
Florida	
Mississippi St.	
USC	
Total	620/450 316/216 182/188 107/44 223/245

CLUTCH FREE THROWS - INDIVIDUAL/SEASON TOTALS

(final three minutes of regulation and overtime in a six-point game)

Player	FT-FTA	Pct.
Maci Morris	7-10	.700
Taylor Murray	6-9	.666
Makayla Epps	3-3	1.000
Evelyn Akhator	8-13	.615
TOTAL	24-35	.685

MOST CONSECUTIVE OPP. PTS (SEC)

vs. Missouri	8
--------------	---

LARGEST LEAD IN 1ST HALF

vs. Georgia	30
-------------	----

LARGEST DEFICIT IN 1ST HALF

at Alabama	11
------------	----

LARGEST LEAD IN 2ND HALF

vs. New Hampshire	53
-------------------	----

LARGEST DEFICIT IN 2ND HALF

at Duke	20
---------	----

LARGEST LEAD IN LOSS

vs. Arizona State	9
-------------------	---

vs. Texas A&M	9
---------------	---

LARGEST 1ST HALF DEFICIT IN WIN

vs. Missouri	10
--------------	----

LARGEST 2ND HALF DEFICIT IN WIN

vs. Oklahoma	2
--------------	---

LARGEST 1ST HALF DEFICIT IN SEC WIN

vs. Missouri	10
--------------	----

LARGEST 2ND HALF DEFICIT IN SEC WIN

TBD	
-----	--

LONGEST WINNING STREAK

Nov. 11-Nov. 17	3
-----------------	---

Nov. 23-Dec. 1	3
----------------	---

LONGEST SEC WINNING STREAK

Current	2
---------	---

LONGEST LOSING STREAK

Dec. 29-Jan. 1	2
----------------	---

LARGEST MEMORIAL COL. CROWD

vs. Texas A&M	5,669
---------------	-------

LARGEST HOME CROWD

vs. Arizona State	13,225
-------------------	--------

LARGEST ROAD CROWD

at Louisville	12,245
---------------	--------

LARGEST NEUTRAL CROWD

TBD	
-----	--

KENTUCKY WBB 2016-17 PLAYER BIOS

0

LaShae Halse • 6-0 • FORWARD • SOPHOMORE

BOWLING GREEN, KY. (WARREN CENTRAL HS)



2016-17 (Sophomore)

- Walked on to the program in the fall of 2016 and has worked hard to improve her game.
- Standout performer at Warren Central High School in Bowling Green, Ky.
- Did not participate in organized basketball last year.

2016-17 Season Highs

POINTS:	-
FGM:	-
FGA:	2 vs. Radford, 12/18/16
FTM:	-
FTA:	-
3FGM:	-
3FGA:	-
O-REBOUNDS:	2 vs. Radford, 12/18/16
D-REBOUNDS:	1, twice, last vs. Radford, 12/18/16
TOTAL REBOUNDS:	3 vs. Radford, 12/18/16
ASSISTS:	-
BLOCKS:	1 vs. Radford, 12/18/16
STEALS:	-
MINUTES:	2, 3x, last vs. Georgia, 01/15/17

Career Highs

POINTS:	-
FGM:	-
FGA:	2 vs. Radford, 12/18/16
FTM:	-
FTA:	-
3FGM:	-
3FGA:	-
O-REBOUNDS:	2 vs. Radford, 12/18/16
D-REBOUNDS:	1, twice, last vs. Radford, 12/18/16
TOTAL REBOUNDS:	3 vs. Radford, 12/18/16
ASSISTS:	-
BLOCKS:	1 vs. Radford, 12/18/16
STEALS:	-
MINUTES:	2, 3x, last vs. Georgia, 01/15/17

Halse's 2016-17 Game-by-Game Statistics

Opponent	Min	FG-A	3PT-A	FT-A	O-D-T	PF	A	TO	BS	ST	PTS
vs. Miami (Fla.)	DNP										
vs. Albany	1	0-0	0-0	0-0	0-0-0	0	0	0	0	0	0
vs. New Hampshire	2	0-0	0-0	0-0	0-0-0	0	0	0	0	0	0
at Colorado	DNP										
vs. MSU	1	0-0	0-0	0-0	0-1-1	0	0	0	0	0	0
vs. Samford	DNP										
vs. Oklahoma	DNP										
at Louisville	DNP										
vs. MTSU	DNP										
vs. Arizona St.	DNP										
vs. Radford	2	0-2	0-0	0-0	2-1-3	0	0	0	1	0	0
vs. Washington St.	DNP										
at Duke	DNP										
at Tennessee	DNP										
vs. Mizzou	DNP										
vs. TAMU	DNP										
at Alabama	DNP										
vs. Georgia	2	0-0	0-0	0-0	0-0-0	0	0	0	0	0	0
at LSU	DNP										
at Auburn											
vs. Ole Miss											
at Mizzou											
vs. USC											
vs. Vandy											
at Georgia											
at Arkansas											
vs. Florida											
vs. Miss. St.											
at USC											

* Started game

Extras

	16-17	Career
Scored 10+ Points	-	-
Scored 15+ Points	-	-
Scored 20+ Points	-	-
Made 3+ 3FG	-	-
Double-figure Rebounds	-	-
Double-doubles	-	-
3+ Assists	-	-
2+ Steals	-	-
Led UK in Scoring	-	-
Led UK in Rebounds	-	-
Led UK in Assists	-	-
Led UK in Steals	-	-
Led UK in Blocks	-	-

LaShae Halse's Career Stats

Year	GP-GS	MIN	FG-FGA	PCT	3FG-FGA	PCT	FT-FTA	PCT	OFF-DEF	TOT-AVG	PF-FO	A	TO	BLK	ST	PTS-AVG
2016-17	5-0	8-1.6	0-2	.000	0-0	.000	0-0	.000	2-2	4-0.8	0-0	0	0	1	0	0-0.0
TOTAL	5-0	8-1.6	0-2	.000	0-0	.000	0-0	.000	2-2	4-0.8	0-0	0	0	1	0	0-0.0

KENTUCKY WBB 2016-17 PLAYER BIOS

4

MACI MORRIS • 6-0 • GUARD • SOPHOMORE

PINEVILLE, KY. (BELL COUNTY HS)



2016-17 (Sophomore)

- Had a career game against Arizona State on Dec. 11, posting a career-high 29 points on 9-of-17 shooting to lead all scorers.
- Her 29-point performance against ASU marked the first 20+ point performance of her career.
- One of four players on the team to average in double-digit scoring with 11.2 points per game.
- Is second on the team in 3-pointers made with 29.
- Leads the team in free throw percentage having made 39-of-44 attempts (.886).
- Has made at least one 3-pointer in 15 of 19 games.
- Recorded a then-career-best 19 points along with a career-high eight rebounds against No.

12 Oklahoma.

- Led UK in rebounds for the first time in her career against Oklahoma.
- Was one-of-three Wildcats to record a double-digit scoring performance against No. 14 Miami in the season opener, adding 11 points.

Morris' 2016-17 Game-by-Game Statistics

Opponent	Min	FG-A	3PT-A	FT-A	O-D-T	PF	A	TO	BS	ST	PTS
vs. Miami (Fla.)	36	4-13	3-6	0-0	0-2-2	2	2	3	1	0	11
vs. Albany	35	3-11	2-6	0-0	1-3-4	1	2	2	1	2	8
vs. New Hampshire	25	4-8	2-5	0-0	0-1-1	3	1	0	0	1	10
at Colorado	34	5-11	3-6	1-2	1-3-4	2	2	2	1	1	14
vs. MSU	33	6-13	0-3	2-2	3-3-6	3	1	1	1	1	14
vs. Samford	29	3-8	0-1	2-2	1-0-1	2	3	2	0	1	8
vs. Oklahoma	36	6-12	3-5	4-4	1-7-8	3	1	3	0	1	19
at Louisville	42	3-9	2-4	2-2	0-3-3	3	0	3	1	0	10
vs. MTSU	36	1-6	0-3	0-0	1-2-3	2	3	4	1	0	2
vs. Arizona St.	33	9-17	2-7	9-9	0-1-1	3	3	2	0	1	29
vs. Radford	29	3-11	1-4	0-0	0-2-2	2	4	2	0	0	7
vs. Washington St.	36	4-17	2-6	4-7	0-2-2	2	3	6	0	0	14
at Duke	31	3-15	1-7	4-4	0-3-3	3	0	3	1	1	11
at Tennessee	39	5-21	2-9	3-3	0-2-2	3	1	3	1	2	15
vs. Mizzou	26	3-7	2-3	3-4	0-0-0	4	2	1	0	0	11
vs. TAMU	34	2-9	2-5	0-0	1-1-2	2	1	1	1	0	6
at Alabama	22	3-7	0-3	2-2	0-0-0	4	1	6	0	1	8
vs. Georgia	35	3-9	1-4	0-0	0-5-5	1	2	2	2	0	7
at LSU	33	2-12	1-5	3-3	0-3-3	2	0	2	2	2	8
at Auburn											
vs. Ole Miss											
at Mizzou											
vs. USC											
vs. Vandy											
at Georgia											
at Arkansas											
vs. Florida											
vs. Miss. St.											
at USC											

* Started game

2016-17 Season Highs

POINTS:	29 vs. Arizona St., 12/11/16
FGM:	9 vs. Arizona St., 12/11/16
FGA:	21 at Tennessee, 01/01/17
FTM:	9 vs. Arizona St., 12/11/16
FTA:	9 vs. Arizona St., 12/11/16
3FGM:	3, 3x, last vs. Oklahoma, 12/01/16
3FGA:	9 at Tennessee, 01/01/17
O-REBOUNDS:	3 vs. Morehead State, 11/23/16
D-REBOUNDS:	7 vs. Oklahoma, 12/01/16
TOTAL REBOUNDS:	8 vs. Oklahoma, 12/01/16
ASSISTS:	4 vs. Radford, 12/18/16
BLOCKS:	2, twice, last at LSU, 01/19/17
STEALS:	2, 3x, last at LSU, 01/19/17
MINUTES:	42 at Louisville, 12/04/16

Career Highs

POINTS:	29 vs. Arizona St., 12/11/16
FGM:	9 vs. Arizona St., 12/11/16
FGA:	21 at Tennessee, 01/01/17
FTM:	9 vs. Arizona St., 12/11/16
FTA:	9 vs. Arizona St., 12/11/16
3FGM:	5 vs. Eastern Michigan 11/25/15
3FGA:	9 at Tennessee, 01/01/17
O-REBOUNDS:	3 vs. Morehead State, 11/23/16
D-REBOUNDS:	7 vs. Oklahoma, 12/01/16
TOTAL REBOUNDS:	8 vs. Oklahoma, 12/01/16
ASSISTS:	4 vs. Radford, 12/18/16
BLOCKS:	2, 3x, last at LSU, 01/19/17
STEALS:	2, 6x, last at LSU, 01/19/17
MINUTES:	42 at Louisville, 12/04/16

Extras

	16-17	Career
Scored 10+ Points	11	26
Scored 15+ Points	3	6
Scored 20+ Points	1	1
Made 3+ 3FG	3	9
Double-figure Rebounds	-	-
3+ Assists	5	9
2+ Steals	2	5
Led UK in Scoring	2	4
Led UK in Rebounds	1	1
Led UK in Assists	3	3
Led UK in Blocks	7	9

Maci Morris' Career Stats

Year	GP-GS	MIN	FG-FGA	PCT	3FG-FGA	PCT	FT-FTA	PCT	OFF-DEF	TOT-AVG	PF-FO	A	TO	BLK	ST	PTS-AVG
2015-16	33-33	820-24.8	101-254	.398	49-125	.392	30-35	.857	8-77	85-2.6	78-4	31	54	7	19	281-8.5
2016-17	19-19	624-32.8	72-216	.333	29-92	.315	39-44	.886	9-43	52-2.7	47-0	32	48	13	14	212-11.2
TOTAL	52-52	1444-27.8	173-470	.368	78-217	.359	69-79	.873	17-120	137-2.6	125-4	63	102	20	33	493-9.5

KENTUCKY WBB 2016-17 PLAYER BIOS

11

RACHEL POTTER • 5-11 • GUARD • JUNIOR

PIKEVILLE, KY. (PIKEVILLE HS)



2016-17 (Junior)

- Joined the team as a walk-on during the summer of 2016, working out with the team during summer lifting.
- Standout player at Pikeville High School, where she is the school's all-time leading scorer.
- Played in her first career game against New Hampshire with two minutes.

2016-17 Season Highs

POINTS:	-
FGM:	-
FGA:	2 vs. Radford, 12/18/16
FTM:	-
FTA:	-
3FGM:	-
3FGA:	1 vs. New Hampshire, 11/17/16
O-REBOUNDS:	-
D-REBOUNDS:	-
TOTAL REBOUNDS:	-
ASSISTS:	-
BLOCKS:	-
STEALS:	-
MINUTES:	2, twice, last vs. Radford, 12/18/16

Career Highs

POINTS:	-
FGM:	-
FGA:	2 vs. Radford, 12/18/16
FTM:	-
FTA:	-
3FGM:	-
3FGA:	1 vs. New Hampshire, 11/17/16
O-REBOUNDS:	-
D-REBOUNDS:	-
TOTAL REBOUNDS:	-
ASSISTS:	-
BLOCKS:	-
STEALS:	-
MINUTES:	2, twice, last vs. Radford, 12/18/16

Potter's 2016-17 Game-by-Game Statistics

Opponent	Min	FG-A	3PT-A	FT-A	O-D-T	PF	A	TO	BS	ST	PTS
vs. Miami (Fla.)	DNP										
vs. Albany	DNP										
vs. New Hampshire	2	0-1	0-1	0-0	0-0-0	1	0	0	0	0	0
at Colorado	DNP										
vs. MSU	DNP										
vs. Samford	DNP										
vs. Oklahoma	DNP										
at Louisville	DNP										
vs. MTSU	DNP										
vs. Arizona St.	DNP										
vs. Radford	2	0-2	0-0	0-0	0-0-0	0	0	0	0	0	0
vs. Washington St.	DNP										
at Duke	DNP										
at Tennessee	DNP										
vs. Mizzou	DNP										
vs. TAMU	DNP										
at Alabama	DNP										
vs. Georgia	DNP										
at LSU	DNP										
at Auburn											
vs. Ole Miss											
at Mizzou											
vs. USC											
vs. Vandy											
at Georgia											
at Arkansas											
vs. Florida											
vs. Miss. St.											
at USC											

* Started game

Extras

	16-17	Career
Scored 10+ Points	-	-
Scored 15+ Points	-	-
Scored 20+ Points	-	-
Made 3+ 3FG	-	-
Double-figure Rebounds	-	-
Double-doubles	-	-
3+ Assists	-	-
2+ Steals	-	-
Led UK in Scoring	-	-
Led UK in Rebounds	-	-
Led UK in Assists	-	-
Led UK in Steals	-	-
Led UK in Blocks	-	-

Rachel Potter's Career Stats

Year	GP-GS	MIN	FG-FGA	PCT	3FG-FGA	PCT	FT-FTA	PCT	OFF-DEF	TOT-AVG	PF-FO	A	TO	BLK	ST	PTS-AVG
2016-17	2-0	4-2.0	0-3	.000	0-1	.000	0-0	.000	0-0	0-0.0	1-0	0	0	0	0	0-0.0
TOTAL	2-0	4-2.0	0-3	.000	0-1	.000	0-0	.000	0-0	0-0.0	1-0	0	0	0	0	0-0.0

KENTUCKY WBB 2016-17 PLAYER BIOS

13

EVELYN AKHATOR • 6-3 • FORWARD • SENIOR

LAGOS, NIGERIA (CHIPOLA JC/BRANO)



2016-17 (Senior)

- Has posted 20 or more points in each of the last four games, including a career-high 29 points against Alabama on Jan. 12.
- After combining for 53 points and 31 rebounds for two double-doubles last week, she earned her third SEC Player of the Week honor.
- Leads the team in total rebounds with 204 (10.7 rpg).
- Is second on the team in scoring, averaging 15.3 points per game.
- Is the third player in the Matthew Mitchell era to score at least 11 points in each of the first seven games of a season (Jennifer O'Neill, 2014-15 and Victoria Dunlap, 2009-10).
- Including her 11 this season, she has recorded 24 double doubles in her Kentucky career which ranks fourth-most double-doubles in school history.
- Including her double-double in the final game of the 2015-16 season against Washington,

Akhator was the first UK player to have five consecutive double-doubles since Eleia Roddy in the 2008-09 season.

- Posted a then-career-high 28 points against Albany, Nov. 12, to go along with 13 rebounds.
- Grabbed a career-high four steals at Duke on Dec. 29.
- Had a career-high four assists vs. Samford on Nov. 27.
- Leads the team in shooting efficiency, shooting 114-of-185 from the floor for a .616 clip.
- Is first on the team in blocks, with 17.
- Earned SEC Player of the Week honors twice earlier this season, including week one of the season and on Dec. 27.

Akhator's 2016-17 Game-by-Game Statistics

Opponent	Min	FG-A	3PT-A	FT-A	O-D-T	PF	A	TO	BS	ST	PTS
vs. Miami (Fla.)	24	8-14	0-0	2-2	4-6-10	3	1	3	2	2	18
vs. Albany	29	10-15	0-0	8-8	1-12-13	3	0	0	4	1	28
vs. New Hampshire	25	7-9	0-0	3-4	4-7-11	0	3	1	1	1	17
at Colorado	34	5-9	0-0	2-6	7-7-14	3	1	4	1	0	12
vs. MSU	29	5-10	0-0	1-2	2-7-9	0	0	0	0	1	11
vs. Samford	27	4-7	0-0	7-10	4-9-13	0	4	0	1	1	15
vs. Oklahoma	19	5-8	0-0	1-2	1-5-6	3	1	2	0	2	11
at Louisville	19	4-6	0-0	0-0	2-3-5	5	1	4	0	1	8
vs. MTSU	30	5-8	0-0	3-5	3-9-12	4	0	1	1	1	13
vs. Arizona St.	40	3-10	0-0	0-0	4-8-12	4	0	2	0	2	6
vs. Radford	25	6-9	0-0	1-2	2-5-7	2	0	2	1	2	13
vs. Washington St.	29	5-11	0-0	9-12	6-7-13	2	1	1	1	3	19
at Duke	30	0-3	0-0	1-2	5-10-15	2	1	3	0	4	1
at Tennessee	25	5-5	0-0	1-2	4-6-10	3	0	0	0	1	11
vs. Mizzou	30	4-7	0-0	6-11	4-4-8	4	0	1	0	1	14
vs. TAMU	34	6-10	0-0	8-8	2-2-4	3	2	2	3	3	20
at Alabama	36	12-14	0-0	5-6	3-12-15	2	3	1	0	0	29
vs. Georgia	30	10-15	0-0	4-8	6-10-16	2	0	2	2	2	24
at LSU	33	10-15	0-0	0-4	4-7-11	4	0	2	0	1	20
at Auburn											
vs. Ole Miss											
at Mizzou											
vs. USC											
vs. Vandy											
at Georgia											
at Arkansas											
vs. Florida											
vs. Miss. St.											
at USC											

* Started game

2016-17 Season Highs

POINTS:	29 at Alabama, 01/12/17
FGM:	12 at Alabama, 01/12/17
FGA:	15, 3x, last at LSU, 01/19/17
FTM:	9 vs. Washington St., 12/21/16
FTA:	12 vs. Washington St., 12/21/16
3FGM:	-
3FGA:	-
O-REBOUNDS:	7 at Colorado, 11/19/16
D-REBOUNDS:	12, twice, last at Alabama, 01/12/17
TOTAL REBOUNDS:	16 vs. Georgia, 01/15/17
ASSISTS:	4 vs. Samford, 11/27/16
BLOCKS:	4 vs. Albany, 11/12/16
STEALS:	4 at Duke, 12/29/16
MINUTES:	40 vs. Arizona State, 12/11/16

Career Highs

POINTS:	29 at Alabama, 01/12/17
FGM:	12 at Alabama, 01/12/17
FGA:	15, 3x, last at LSU, 01/19/17
FTM:	9, twice, last vs. Washington St., 12/21/16
FTA:	12, twice, last vs. Washington St., 12/21/16
3FGM:	1 vs. Rice 11/13/15
3FGA:	1 vs. Rice 11/13/15
O-REBOUNDS:	10 vs. Texas A&M 02/28/16
D-REBOUNDS:	12, twice, last at Alabama, 01/12/17
TOTAL REBOUNDS:	18 vs. Texas A&M 02/28/16
ASSISTS:	4 vs. Samford, 11/27/16
BLOCKS:	5 vs. Morehead State 11/18/15
STEALS:	4 at Duke, 12/29/16
MINUTES:	40 vs. Arizona State, 12/11/16

Extras

	16-17	Career
Scored 10+ Points	17	40
Scored 15+ Points	9	16
Scored 20+ Points	5	7
Double-figure Rebounds	13	28
Double-doubles	11	24
3+ Assists	3	4
2+ Steals	7	16
Led UK in Scoring	6	12
Led UK in Rebounds	15	15
Led UK in Assists	1	1
Led UK in Steals	6	14
Led UK in Blocks	8	19

Evelyn Akhator's Career Stats

Year	GP-GS	MIN	FG-FGA	PCT	3FG-FGA	PCT	FT-FTA	PCT	OFF-DEF	TOT-AVG	PF-FO	A	TO	BLK	ST	PTS-AVG
2015-16	33-33	884-28.6	156-306	.510	1-1	1.000	67-116	.578	121-185	306-9.3	83-3	22	59	32	37	380-11.5
2016-17	19-19	548-28.8	114-185	.616	0-0	.000	62-94	.660	68-136	204-10.7	49-1	18	31	17	29	290-15.3
TOTAL	52-52	1432-27.5	270-491	.550	1-1	1.000	129-210	.614	189-321	510-9.8	132-4	40	90	49	66	670-12.9

KENTUCKY WBB 2016-17 PLAYER BIOS

15

JESSICA HARDIN • 5-8 • GUARD • SENIOR

MONTICELLO, KY. (BELLARMINE/WAYNE COUNTY HS)



2016-17 (Senior)

- Saw her first career time for Kentucky in the season opener against Miami, scoring five points with three rebounds.
- Recorded her first double-digit scoring performance against New Hampshire on Nov. 17 with 11 points.
- Has the third-most 3-pointers made on the team with 11, three of which came against New Hampshire on Nov. 17.
- Has the highest 3-point shooting percentage on the team having made 11-of-29 attempts (.379).

2016-17 Season Highs

POINTS:	11 vs. New Hampshire, 11/17/16
FGM:	4 vs. New Hampshire 11/17/16
FGA:	8 vs. Albany, 11/12/16
FTM:	5 vs. Samford, 11/27/16
FTA:	6 vs. Samford, 11/27/16
3FGM:	3 vs. New Hampshire, 11/17/16
3FGA:	5 vs. New Hampshire, 11/17/16
O-REBOUNDS:	2 vs. Albany, 11/12/16
D-REBOUNDS:	3, twice, last vs. Samford, 11/27/16
TOTAL REBOUNDS:	5 vs. Albany, 11/12/16
ASSISTS:	1, 3x, last vs. Radford, 12/18/16
BLOCKS:	-
STEALS:	1, twice, last vs. Samford, 11/27/16
MINUTES:	25 vs. Samford, 11/27/16

Career Highs

POINTS:	19 vs. Quincy , 02/06/14
FGM:	7 vs. Quincy , 02/06/14
FGA:	14, 3x, last vs. Maryville, 03/02/14
FTM:	6, vs North Alabama, 11/17/13
FTA:	7 vs. Truman State, 02/08/14
3FGM:	5, 3x, last vs. Quincy, 02/06/14
3FGA:	11, at Maryville, 03/02/14
O-REBOUNDS:	5, vs. William Jewell, 01/03/14
D-REBOUNDS:	5, vs. Missouri-St. Louis, 02/13/14
TOTAL REBOUNDS:	7, 2x, last vs. Missouri-St. Louis, 02/13/14
ASSISTS:	3, vs. Indianapolis, 02/22/14
BLOCKS:	1, 4x, last vs. Missouri-St. Louis, 02/13/14
STEALS:	3, vs. Kentucky State, 11/24/13
MINUTES:	29, vs. Southern Indiana, 01/2014

Hardin's 2016-17 Game-by-Game Statistics

Opponent	Min	FG-A	3PT-A	FT-A	O-D-T	PF	A	TO	BS	ST	PTS
vs. Miami (Fla.)	19	2-4	1-3	0-0	1-2-3	1	0	0	0	0	5
vs. Albany	21	2-8	2-4	0-1	2-3-5	3	0	1	0	1	6
vs. New Hampshire	18	4-7	3-5	0-0	0-0-0	3	1	0	0	0	11
at Colorado	6	0-2	0-2	0-0	1-1-2	0	0	1	0	0	0
vs. MSU	18	1-3	0-2	0-0	0-0-0	1	0	0	0	0	2
vs. Samford	25	1-5	1-2	5-6	1-3-4	2	1	0	0	1	8
vs. Oklahoma	16	1-5	1-3	0-0	0-1-1	0	1	0	0	0	3
at Louisville	4	1-1	1-1	0-0	0-0-0	1	0	0	0	0	3
vs. MTSU	6	0-0	0-0	0-0	0-2-2	0	0	0	1	0	0
vs. Arizona St.	16	0-3	0-2	0-0	0-1-1	1	1	0	0	0	0
vs. Radford	16	0-3	0-1	2-2	0-1-1	2	1	0	0	0	2
vs. Washington St.	10	1-3	1-3	0-0	0-0-0	1	0	0	0	0	3
at Duke	5	1-1	1-1	0-0	0-0-0	1	0	0	0	0	3
at Tennessee	DNP										
vs. Mizzou	DNP										
vs. TAMU	DNP										
at Alabama	DNP										
vs. Georgia	DNP										
at LSU	DNP										
at Auburn											
vs. Ole Miss											
at Mizzou											
vs. USC											
vs. Vandy											
at Georgia											
at Arkansas											
vs. Florida											
vs. Miss. St.											
at USC											

* Started game

Extras

	16-17	Career
Scored 10+ Points	1	12
Scored 15+ Points	-	4
Scored 20+ Points	-	-
Made 3+ 3FG	1	10
Double-figure Rebounds	-	-
Double-doubles	-	-
3+ Assists	-	1
2+ Steals	-	4
Led UK in Scoring	-	-
Led UK in Rebounds	-	-
Led UK in Assists	-	-
Led UK in Steals	-	-
Led UK in Blocks	1	1

Jessica Hardin's Career Stats

Year	GP-GS	MIN	FG-FGA	PCT	3FG-FGA	PCT	FT-FTA	PCT	OFF-DEF	TOT-AVG	PF-FO	A	TO	BLK	ST	PTS-AVG
2013-14*	26-16	535-20.5	80-217	.369	52-140	.371	37-54	.685	28-45	73-2.8	74-2	23	33	4	20	249-9.6
2016-17	13-0	180-13.8	14-45	.311	11-29	.379	7-9	.778	5-14	19-1.5	16-0	5	2	1	2	46-3.5
TOTAL	39-16	715-18.3	94-262	.359	63-169	.373	44-63	.698	33-59	92-2.4	90-2	28	35	5	22	295-7.6

* at Bellarmine

KENTUCKY WBB 2016-17 PLAYER BIOS

20

PAIGE POFFENBERGER • 5-8 • GUARD • FRESHMAN

MORGANTOWN, W.VA. (MORGANTOWN HS)



2016-17 (Freshman)

- Recorded a career-high four rebounds at Alabama on Jan. 12.
- Scored a career-high five points against Texas A&M on Jan. 8 in just 10 minutes of action.
- Made her first career 3-pointer in the SEC home opener against Missouri on Jan. 5.
- Played a career-high 16 minutes against Radford on Dec. 18, tying career-highs with two points and three boards.
- Saw considerable minutes against New Hampshire, Nov. 17, scoring her first basket and adding three rebounds in 13 minutes.
- Getting more and more playing time due to her strong effort and hustle on the defensive end.

2016-17 Season Highs

POINTS:	5 vs. TAMU, 01/08/17
FGM:	2 vs. TAMU, 01/08/17
FGA:	5 vs. New Hampshire, 11/17/16
FTM:	-
FTA:	-
3FGM:	1, twice, last vs. TAMU, 01/08/17
3FGA:	2 vs. Missouri, 01/05/17
O-REBOUNDS:	1, twice, last vs. New Hampshire, 11/17/16
D-REBOUNDS:	4 at Alabama, 01/12/17
TOTAL REBOUNDS:	4 at Alabama, 01/12/17
ASSISTS:	1 vs. Radford, 12/18/16
BLOCKS:	-
STEALS:	1, twice, last vs. TAMU, 01/08/17
MINUTES:	16 vs. Radford, 12/18/16

Career Highs

POINTS:	5 vs. TAMU, 01/08/17
FGM:	2 vs. TAMU, 01/08/17
FGA:	5 vs. New Hampshire, 11/17/16
FTM:	-
FTA:	-
3FGM:	1, twice, last vs. TAMU, 01/08/17
3FGA:	2 vs. Missouri, 01/05/17
O-REBOUNDS:	1, twice, last vs. New Hampshire, 11/17/16
D-REBOUNDS:	4 at Alabama, 01/12/17
TOTAL REBOUNDS:	4 at Alabama, 01/12/17
ASSISTS:	1 vs. Radford, 12/18/16
BLOCKS:	-
STEALS:	1, twice, last vs. TAMU, 01/08/17
MINUTES:	16 vs. Radford, 12/18/16

Poffenberger's 2016-17 Game-by-Game Statistics

Opponent	Min	FG-A	3PT-A	FT-A	O-D-T	PF	A	TO	BS	ST	PTS
vs. Miami (Fla.)	DNP										
vs. Albany	3	0-1	0-0	0-0	1-0-1	0	0	1	0	0	0
vs. New Hampshire	13	1-5	0-1	0-0	1-2-3	0	0	0	0	0	2
at Colorado	DNP										
vs. MSU	2	0-0	0-0	0-0	0-0-0	1	0	0	0	0	0
vs. Samford	DNP										
vs. Oklahoma	DNP										
at Louisville	DNP										
vs. MTSU	DNP										
vs. Arizona St.	DNP										
vs. Radford	16	1-1	0-0	0-0	0-3-3	0	1	2	0	1	2
vs. Washington St.	15	1-2	0-1	0-0	0-1-1	2	0	0	0	0	2
at Duke	1	0-0	0-0	0-0	0-0-0	0	0	0	0	0	0
at Tennessee	3	0-0	0-0	0-0	0-0-0	2	0	0	0	0	0
vs. Mizzou	4	1-3	1-2	0-0	0-0-0	0	0	0	0	0	3
vs. TAMU	10	2-4	1-1	0-0	0-0-0	1	0	2	0	1	5
at Alabama	6	0-1	0-0	0-0	0-4-4	2	0	0	0	0	0
vs. Georgia	4	0-0	0-0	0-0	0-0-0	1	0	1	0	0	0
at LSU	1	0-0	0-0	0-0	0-0-0	0	0	0	0	0	0
at Auburn											
vs. Ole Miss											
at Mizzou											
vs. USC											
vs. Vandy											
at Georgia											
at Arkansas											
vs. Florida											
vs. Miss. St.											
at USC											

* Started game

Extras

	16-17	Career
Scored 10+ Points	-	-
Scored 15+ Points	-	-
Scored 20+ Points	-	-
Made 3+ 3FG	-	-
Double-figure Rebounds	-	-
Double-doubles	-	-
3+ Assists	-	-
2+ Steals	-	-
Led UK in Scoring	-	-
Led UK in Rebounds	-	-
Led UK in Assists	-	-
Led UK in Steals	-	-
Led UK in Blocks	-	-

Paige Poffenberger's Career Stats

Year	GP-GS	MIN	FG-FGA	PCT	3FG-FGA	PCT	FT-FTA	PCT	OFF-DEF	TOT-AVG	PF-FO	A	TO	BLK	ST	PTS-AVG
2016-17	12-0	78-6.5	6-17	.353	2-5	.400	0-0	.000	2-10	12-1.0	9-0	1	6	0	2	14-1.2
TOTAL	12-0	78-6.5	6-17	.353	2-5	.400	0-0	.000	2-10	12-1.0	9-0	1	6	0	2	14-1.2

KENTUCKY WBB 2016-17 PLAYER BIOS

21

OGECHI ANYAGALIGBO • 6-1 • FORWARD • SOPHOMORE

MIAMI, FLA. (STONY BROOK/MIAMI COUNTRY DAY)



2016-17 (Sophomore)

- Transfer from Stony Brook that will have to sit out this season due to NCAA transfer rules.
- Was named the America East Conference Rookie of the Year last season at Stony Brook after averaging 10.1 points and 9.0 rebounds per game.

2016-17 Season Highs

POINTS:	-
FGM:	-
FGA:	-
FTM:	-
FTA:	-
3FGM:	-
3FGA:	-
O-REBOUNDS:	-
D-REBOUNDS:	-
TOTAL REBOUNDS:	-
ASSISTS:	-
BLOCKS:	-
STEALS:	-
MINUTES:	-

Career Highs

POINTS:	23 vs. LIU, 12/21/15
FGM:	10 vs. LIU, 12/21/15
FGA:	16 vs. LIU, 12/21/15
FTM:	4 vs. Hartford, 03/05/16
FTA:	6 vs. Syracuse, 12/06/15
3FGM:	-
3FGA:	-
O-REBOUNDS:	5, 2x, last vs. Hartford, 12/30/15
D-REBOUNDS:	16 vs. Wagner, 12/18/15
TOTAL REBOUNDS:	19 vs. Wagner, 12/18/15
ASSISTS:	3 vs. UMBC, 01/13/16
BLOCKS:	4 vs. New Hampshire, 1/16/16
STEALS:	3 vs. New Hampshire, 1/16/16
MINUTES:	39 vs. St. Bonaventure, 12/01/15

Anyagaligbo's 2016-17 Game-by-Game Statistics

Opponent	Min	FG-A	3PT-A	FT-A	O-D-T	PF	A	TO	BS	ST	PTS
vs. Miami (Fla.)											
vs. Albany											
vs. New Hampshire											
at Colorado											
vs. MSU											
vs. Samford											
vs. Oklahoma											
at Louisville											
vs. MTSU											
vs. Arizona St.											
vs. Radford											
vs. Washington St.											
at Duke											
at Tennessee											
vs. Mizzou											
vs. TAMU											
at Alabama											
vs. Georgia											
at LSU											
at Auburn											
vs. Ole Miss											
at Mizzou											
vs. USC											
vs. Vandy											
at Georgia											
at Arkansas											
vs. Florida											
vs. Miss. St.											
at USC											

* Started game

Extras

	16-17	Career
Scored 10+ Points	-	16
Scored 15+ Points	-	4
Scored 20+ Points	-	1
Made 3+ 3FG	-	-
Double-figure Rebounds	-	12
Double-doubles	-	9
3+ Assists	-	-
2+ Steals	-	7
Led UK in Scoring	-	-
Led UK in Rebounds	-	-
Led UK in Assists	-	-
Led UK in Steals	-	-
Led UK in Blocks	-	-

Ogechi Anyagaligbo's Career Stats

Year	GP-GS	MIN	FG-FGA	PCT	3FG-FGA	PCT	FT-FTA	PCT	OFF-DEF	TOT-AVG	PF-FO	A	TO	BLK	ST	PTS-AVG
2015-16*	32-31	916-28.6	135-243	.556	0-0	.000	54-89	.607	75-214	289-9.0	81-2	23	81	41	26	324-10.1
2016-17	0-0	0	0-0	.000	0-0	.000	0-0	.000	0-0	0-0	0-0	0	0	0	0	0-0.0
TOTAL	32-31	916-28.6	135-243	.556	0-0	.000	54-89	.607	75-214	289-9.0	81-2	23	81	41	26	324-10.1

* at Stony Brook

KENTUCKY WBB 2016-17 PLAYER BIOS

22

MAKENZIE CANN • 6-1 • GUARD • JUNIOR

LAWRENCEBURG, KY. (CINCINNATI/ANDERSON COUNTY HS)



2016-17 (Junior)

- Leads the team in made 3s with 31.
- Earned her first career start against No. 7 Louisville on Dec. 4, where she played a career-high 45 minutes.
- Posted a game-high 20 points against New Hampshire on Nov. 12, which was only the second time in her collegiate career to post 20+ points.
- Made six 3s against New Hampshire to tie her career high.
- Notched career-highs in steals and offensive rebounds against No. 14 Miami on Nov. 11, with three apiece.
- Is fifth on the team in scoring with 7.1 points per game.
- Averages the fourth-most minutes on the team, playing 29.2 minutes per game.

2016-17 Season Highs

POINTS:	20 vs. New Hampshire, 11/17/16
FGM:	6 vs. New Hampshire, 11/17/16
FGA:	10, 3x, last vs. Georgia, 01/15/17
FTM:	3, twice, last vs. Samford, 11/27/16
FTA:	4 vs. Samford, 11/27/16
3FGM:	6 vs. New Hampshire, 11/17/16
3FGA:	8 vs. New Hampshire, 11/17/16
O-REBOUNDS:	3, 3x, last vs. Washington St., 12/21/16
D-REBOUNDS:	5 vs. Morehead State, 11/23/16
TOTAL REBOUNDS:	7, 3x, last vs. Radford, 12/18/16
ASSISTS:	4 vs. New Hampshire, 11/17/16
BLOCKS:	1, twice, last vs. Oklahoma, 12/01/16
STEALS:	5 at Duke, 12/29/16
MINUTES:	45 at Louisville, 12/04/16

Career Highs

POINTS:	23 vs. UCF, 03/06/15
FGM:	6, twice, last vs. New Hampshire, 11/17/16
FGA:	12, vs. USF, 02/07/15
FTM:	5, twice, last vs. UCF, 03/06/15
FTA:	6 vs. UCF, 03/06/15
3FGM:	6, twice, last vs. New Hampshire, 11/17/16
3FGA:	12 vs. USF, 02/07/15
O-REBOUNDS:	3, 3x, last vs. Washington St., 12/21/16
D-REBOUNDS:	5, twice, last vs. Morehead State, 11/23/16
TOTAL REBOUNDS:	7, 3x, last vs. Radford, 12/18/16
ASSISTS:	4 vs. New Hampshire, 11/17/16
BLOCKS:	1, 7x, last vs. Oklahoma, 12/01/16
STEALS:	5 at Duke, 12/29/16
MINUTES:	45 at Louisville, 12/04/16

Cann's 2016-17 Game-by-Game Statistics

Opponent	Min	FG-A	3PT-A	FT-A	O-D-T	PF	A	TO	BS	ST	PTS
vs. Miami (Fla.)	35	2-4	2-3	1-2	3-4-7	1	2	0	1	3	7
vs. Albany	27	2-6	1-5	3-3	2-2-4	1	1	0	0	1	8
vs. New Hampshire	25	6-9	6-8	2-3	1-4-5	1	4	0	0	0	20
at Colorado	24	2-6	1-4	0-0	0-3-3	2	1	1	0	2	5
vs. MSU	26	3-6	1-4	0-0	2-5-7	1	1	1	0	0	7
vs. Samford	32	4-7	1-4	3-4	0-1-1	2	1	1	0	1	12
vs. Oklahoma	38	4-7	2-5	0-0	1-3-4	0	3	2	1	0	10
at Louisville	45	1-7	1-6	0-0	1-3-4	3	1	3	0	1	3
vs. MTSU	33	2-10	0-5	2-3	1-0-1	1	3	3	0	0	6
vs. Arizona St.	33	2-7	2-6	0-0	0-1-1	3	3	2	0	1	6
vs. Radford	27	4-10	3-7	0-0	3-4-7	1	1	0	0	0	11
vs. Washington St.	33	3-8	3-6	0-0	3-3-6	2	3	4	0	1	9
at Duke	32	2-8	1-5	0-0	0-4-4	1	1	1	0	5	3
at Tennessee	15	0-3	0-2	0-0	0-2-2	2	0	0	0	0	0
vs. Mizzou	21	1-5	1-5	0-0	2-0-2	2	0	0	0	0	3
vs. TAMU	22	0-3	0-2	0-0	1-1-2	0	1	0	0	0	0
at Alabama	30	3-7	3-6	0-2	2-4-6	1	0	1	0	1	9
vs. Georgia	31	4-10	3-7	0-0	2-3-5	1	3	2	0	0	11
at LSU	25	1-6	0-4	0-0	2-3-5	1	1	1	0	0	2
at Auburn											
vs. Ole Miss											
at Mizzou											
vs. USC											
vs. Vandy											
at Georgia											
at Arkansas											
vs. Florida											
vs. Miss. St.											
at USC											

* Started game

Extras

	16-17	Career
Scored 10+ Points	5	14
Scored 15+ Points	1	3
Scored 20+ Points	1	2
Made 3+ 3FG	4	9
Double-figure Rebounds	-	-
Double-doubles	-	-
3+ Assists	5	10
2+ Steals	2	3
Led UK in Scoring	1	1
Led UK in Rebounds	-	-
Led UK in Assists	2	2
Led UK in Steals	3	3
Led UK in Blocks	1	1

Makenzie Cann's Career Stats

Year	GP-GS	MIN	FG-FGA	PCT	3FG-FGA	PCT	FT-FTA	PCT	OFF-DEF	TOT-AVG	PF-FO	A	TO	BLK	ST	PTS-AVG
2014-15*	31-1	710-22.9	66-191	.346	51-139	.367	33-39	.846	8-50	58-1.9	36-0	37	21	5	11	216-7.0
2015-16																
2016-17	19-3	554-29.2	46-129	.357	31-94	.330	11-17	.647	26-50	76-4.0	23-0	28	22	2	15	134-7.1
TOTAL	50-4	1264-25.3	112-320	.350	82-233	.352	44-56	.786	34-100	134-2.7	59-0	65	43	7	26	350-7.0

* at Cincinnati

KENTUCKY WBB 2016-17 PLAYER BIOS

24

TAYLOR MURRAY • 5-6 • GUARD • SOPHOMORE

ODENTON, MD. (ANNAPOLIS AREA CHRISTIAN)



2016-17 (Sophomore)

- Recorded her first career double-double against LSU on Jan. 19 with 11 points and a career-high 13 rebounds.
- Led UK in rebounds, assists and blocks against LSU.
- Set a season-high five assists against Texas A&M on Jan. 8 and matched that at LSU.
- In the SEC opener at Tennessee, she set a career-high in scoring for the third time this season with 23 points, also becoming the second player on the team to score 20+ points in multiple contests this season.
- In her first game back from injury, she posted a team-leading 18 points at Duke on Dec. 29 for her seventh double-figure scoring effort of the season.
- Posted a then-career-high 21 points on 7-of-14 shooting against No. 7 Louisville on Dec. 4, marking her first career game with 20+ points.

- Had a career night against Morehead State on Nov. 23, scoring a then-career-high 18 points and eight rebounds.
- Is one of four Kentucky players averaging double-digit scoring (12.6).
- Has emerged as a more confident leader as the season has progressed.
- Is second on the team in assists this season with 46, adding 26 steals and only 23 turnovers.
- Earned her first career start against No. 14 Miami, in which she tallied eight points, three assists and three rebounds.

Murray's 2016-17 Game-by-Game Statistics

Opponent	Min	FG-A	3PT-A	FT-A	O-D-T	PF	A	TO	BS	ST	PTS
vs. Miami (Fla.)	26	3-6	1-2	1-2	1-3-4	3	3	1	0	3	8
vs. Albany	25	1-4	0-1	2-2	0-3-3	2	3	3	0	1	4
vs. New Hampshire	20	2-4	0-1	2-2	0-3-3	0	2	1	0	1	6
at Colorado	34	6-10	1-2	1-2	1-5-6	2	2	1	0	0	14
vs. MSU	27	8-13	2-5	0-0	0-8-8	1	2	1	0	2	18
vs. Samford	33	5-7	0-1	5-7	1-4-5	2	1	0	0	0	15
vs. Oklahoma	37	1-8	0-1	7-8	3-3-6	1	3	1	0	3	9
at Louisville	44	7-14	0-3	7-10	0-5-5	4	1	1	0	1	21
vs. MTSU	34	6-12	0-1	4-4	4-3-7	1	3	2	0	3	16
vs. Arizona St.	40	8-13	0-1	0-1	2-2-4	1	4	3	0	0	16
vs. Radford	DNP - Injury										
vs. Washington St.	DNP - Injury										
at Duke	37	6-15	2-2	4-4	3-1-4	1	1	2	0	1	18
at Tennessee	38	8-11	0-0	7-8	1-5-6	1	2	0	0	2	23
vs. Mizzou	31	2-4	2-2	1-2	0-3-3	2	2	1	0	0	7
vs. TAMU	29	4-9	0-2	3-3	1-3-4	4	5	0	0	1	11
at Alabama	30	2-5	0-2	0-0	1-3-4	2	4	2	0	4	4
vs. Georgia	23	4-8	0-1	6-6	1-2-3	2	3	0	0	1	14
at LSU	37	3-8	0-3	3-4	2-11-13	0	5	2	1	3	11
at Auburn											
vs. Ole Miss											
at Mizzou											
vs. USC											
vs. Vandy											
at Georgia											
at Arkansas											
vs. Florida											
vs. Miss. St.											
at USC											

* Started game

2016-17 Season Highs

POINTS:	23 at Tennessee, 01/01/17
FGM:	8, 3x, last at Tennessee, 01/01/17
FGA:	15 at Duke, 12/29/16
FTM:	7, 3x, last at Tennessee, 01/01/17
FTA:	10 at Louisville, 12/04/16
3FGM:	2, 3x, last vs. Missouri, 01/05/17
3FGA:	5 vs. Morehead State, 11/23/16
O-REBOUNDS:	4 vs. MTSU, 12/09/16
D-REBOUNDS:	11 at LSU, 01/19/17
TOTAL REBOUNDS:	13 at LSU, 01/19/17
ASSISTS:	5, twice, last at LSU, 01/19/17
BLOCKS:	1 at LSU, 01/19/17
STEALS:	4 at Alabama, 01/12/17
MINUTES:	44 at Louisville, 12/04/16

Career Highs

POINTS:	23 at Tennessee, 01/01/17
FGM:	8, 3x, last at Tennessee, 01/01/17
FGA:	15 at Duke, 12/29/16
FTM:	7, 3x, last at Tennessee, 01/01/17
FTA:	10 at Louisville, 12/04/16
3FGM:	2, 5x, last vs. Missouri, 01/05/17
3FGA:	6 vs. Morehead State 11/18/15
O-REBOUNDS:	4 vs. MTSU, 12/09/16
D-REBOUNDS:	11 at LSU, 01/19/17
TOTAL REBOUNDS:	11 at LSU, 01/19/17
ASSISTS:	6 vs. Morehead State 11/18/15
BLOCKS:	1, twice, last at LSU, 01/19/17
STEALS:	6 vs. Auburn 01/17/16
MINUTES:	44 at Louisville, 12/04/16

Extras

	16-17	Career
Scored 10+ Points	11	21
Scored 15+ Points	7	7
Scored 20+ Points	2	2
Double-Doubles	1	1
Made 3+ 3FG	-	-
Double-figure Rebounds	1	1
5+ Assists	2	4
3+ Steals	5	14
Led UK in Scoring	5	6
Led UK in Rebounds	2	2
Led UK in Assists	5	6
Led UK in Steals	6	21

Taylor Murray's Career Stats


Year	GP-GS	MIN	FG-FGA	PCT	3FG-FGA	PCT	FT-FTA	PCT	OFF-DEF	TOT-AVG	PF-FO	A	TO	BLK	ST	PTS-AVG
2015-16	33-0	757-22.9	81-185	.538	14-52	.269	50-60	.833	20-68	88-2.7	72-0	73	52	1	56	226-6.8
2016-17	17-17	545-32.1	77-151	.510	8-30	.267	53-65	.815	21-67	88-5.2	29-0	46	23	1	26	215-12.6
TOTAL	50-17	1302-26.0	158-336	.470	22-82	.268	103-125	.824	41-135	176-3.5	101-0	119	75	2	82	441-8.8

KENTUCKY WBB 2016-17 PLAYER BIOS

25

MAKAYLA EPPS • 5-10 • GUARD • SENIOR

LEBANON, KY. (MARION COUNTY HS)



2016-17 (Senior)

- Epps' 364 career assists ranks ninth in school history.
- Is a member of the Wooden Award Midseason Top 25 list, which was released on Jan. 11 as well as preseason All-America by multiple outlets and on Nancy Lieberman Preseason Watch List.
- Her 1,517 career points ranks 8th in UK history.
- Leads the team in scoring with 16.3 points per game.
- Recorded her first double-double of the season against No. 7 Louisville with 22 points and 16 rebounds.
- Had a season-high scoring performance against No. 12 Oklahoma on Dec. 1, adding 30 points.
- Had a standout performance in the season opener, scoring a game-high 29 points in the victory over Miami.

- Took over late in the game against Miami, scoring 22 points in the second half and 18 in the fourth quarter alone.
- Leads the team in assists with 72.
- Has recorded the most 20+ point games on the team with six.
- Has led UK in scoring in 10 of 19 games this season.
- Earned SEC Player of the Week honors on Dec. 6 for her performances against No. 12 Oklahoma and No. 7 Louisville, in which she combined for 52 points, 19 rebounds and 11 assists.

Epps' 2016-17 Game-by-Game Statistics

Opponent	Min	FG-A	3PT-A	FT-A	O-D-T	PF	A	TO	BS	ST	PTS
vs. Miami (Fla.)	37	10-19	1-4	8-15	0-3-3	0	5	3	0	3	29
vs. Albany	26	2-8	0-3	4-4	0-2-2	4	6	2	0	0	8
vs. New Hampshire	23	6-12	1-4	1-1	0-2-2	1	5	0	0	3	14
at Colorado	37	4-8	0-2	6-9	0-1-1	0	4	4	0	2	14
vs. MSU	29	6-17	0-1	6-7	1-2-3	1	9	0	0	1	18
vs. Samford	29	9-15	0-2	2-2	1-4-5	0	2	1	0	0	20
vs. Oklahoma	39	12-19	1-2	5-6	0-3-3	2	5	3	1	2	30
at Louisville	45	8-19	1-3	5-8	0-16-16	3	6	7	0	3	22
vs. MTSU	29	6-11	0-0	1-1	0-3-3	2	3	3	0	0	13
vs. Arizona St.	41	6-10	0-0	2-2	0-1-1	1	2	6	0	1	14
vs. Radford	31	6-12	1-5	0-0	0-5-5	1	1	0	0	0	13
vs. Washington St.	38	7-17	2-5	4-4	1-4-5	0	3	4	1	0	20
at Duke	38	5-13	0-0	2-2	2-1-3	2	2	4	0	3	12
at Tennessee	39	3-13	0-4	2-2	0-4-4	0	2	1	0	0	8
vs. Mizzou	40	7-18	2-4	1-1	0-5-5	0	5	1	0	1	17
vs. TAMU	36	9-19	0-2	3-3	2-2-4	3	2	2	0	0	20
at Alabama	38	5-11	1-2	5-6	1-0-1	3	3	3	0	1	16
vs. Georgia	33	5-8	2-3	1-2	0-2-2	0	6	2	0	0	13
at LSU	37	4-8	0-2	1-2	1-5-6	0	1	3	0	1	9
at Auburn											
vs. Ole Miss											
at Mizzou											
vs. USC											
vs. Vandy											
at Georgia											
at Arkansas											
vs. Florida											
vs. Miss. St.											
at USC											

* Started game

2016-17 Season Highs

POINTS:	30 vs. Oklahoma, 12/01/16
FGM:	12 vs. Oklahoma, 12/01/16
FGA:	19, 4x, last vs. TAMU, 01/08/17
FTM:	8 vs. Miami, 11/11/16
FTA:	15 vs. Miami, 11/11/16
3FGM:	2, 3x, last vs. Georgia, 01/15/17
3FGA:	5, twice, last vs. Washington St., 12/21/16
O-REBOUNDS:	2, twice, last vs. TAMU, 01/08/17
D-REBOUNDS:	16 at Louisville, 12/04/16
TOTAL REBOUNDS:	16 at Louisville, 12/04/16
ASSISTS:	9 vs. Morehead State, 11/23/16
BLOCKS:	1, twice, last vs. Washington St., 12/21/16
STEALS:	3, 4x, last at Duke, 12/29/16
MINUTES:	45 at Louisville, 12/04/16

Career Highs

POINTS:	42 vs. Mississippi State 2/12/15
FGM:	18 vs. Mississippi State 2/12/15
FGA:	30 vs. Mississippi State 2/12/15
FTM:	12 vs. Ole Miss 01/21/16
FTA:	15, twice, last vs. Miami, 11/11/16
3FGM:	3, 3x, last vs. UNC Asheville 03/19/16
3FGA:	6 vs. Morehead State 11/18/15
O-REBOUNDS:	4, 4x, last vs. Morehead State, 11/18/15
D-REBOUNDS:	16 at Louisville, 12/04/16
TOTAL REBOUNDS:	16 at Louisville, 12/04/16
ASSISTS:	12 vs. Morehead State 11/18/15
BLOCKS:	1, 7x, last vs. Washington St., 12/21/16
STEALS:	4, thrice, last vs. Georgia 01/10/16
MINUTES:	45 at Louisville, 12/04/16

Extras

	16-17	Career
Scored 10+ Points	16	77
Scored 15+ Points	9	43
Scored 20+ Points	6	25
Double-Doubles	1	4
Triple-Doubles	-	1
Made 3+ 3FG	-	3
5+ Assists	8	29
4+ Rebounds	7	46
3+ Steals	4	21
Led UK in Scoring	10	38
Led UK in Rebounds	2	8
Led UK in Assists	13	47
Led UK in Steals	6	26

Makayla Epps' Career Stats

Year	GP-GS	MIN	FG-FGA	PCT	3FG-FGA	PCT	FT-FTA	PCT	OFF-DEF	TOT-AVG	PF-FO	A	TO	BLK	ST	PTS-AVG
2013-14	34-1	391-11.5	56-116	.483	12-41	.293	31-46	.674	10-37	47-1.4	32-0	46	21	0	11	155-4.6
2014-15	34-22	1102-32.4	184-414	.444	24-76	.316	114-165	.691	47-109	156-4.6	38-0	101	69	6	45	506-14.9
2015-16	32-32	1126-35.2	207-438	.473	26-92	.283	106-146	.726	39-115	154-4.8	40-0	143	77	4	41	546-17.1
2016-17	19-19	664-34.9	120-257	.467	12-48	.250	58-77	.753	9-71	80-4.2	23-0	72	49	2	21	310-16.3
TOTAL	119-74	3283-27.6	567-1225	.463	74-257	.288	309-434	.712	105-332	437-3.7	133-0	362	216	12	118	1517-12.7

KENTUCKY WBB 2016-17 PLAYER BIOS

32

JAIDA ROPER • 5-6 • GUARD • FRESHMAN

MEMPHIS, TENN. (HOUSTON HS)



2016-17 (Freshman)

- Tied her career-high seven points against Georgia on Jan. 17.
- Made her first career 3-pointer against Missouri on Jan. 5.
- With Taylor Murray out due to injury against Radford on Dec. 18, Roper earned her first career start for the Wildcats in which she played a career-high 25 minutes to lead the team in assists with four and steals with two.
- Saw a then-career-high 21 minutes against New Hampshire where she earned her first basket of her career.
- Scored a career-high seven points against Middle Tennessee on Dec. 9, along with grabbing a career-high three boards.
- Led Kentucky in assists against New Hampshire with six.

2016-17 Season Highs

POINTS:	7, twice, last vs. Georgia, 01/15/17
FGM:	2, 3x, last at LSU, 01/19/17
FGA:	7 vs. Missouri, 01/05/17
FTM:	3 vs. MTSU, 12/09/16
FTA:	4 vs. Morehead State, 11/23/16
3FGM:	1, 3x, last at LSU, 01/19/17
3FGA:	3 vs. Missouri, 01/05/17
O-REBOUNDS:	3 at LSU, 01/19/17
D-REBOUNDS:	2, 3x, last vs. Georgia, 01/15/17
TOTAL REBOUNDS:	3, 3x, last at LSU, 01/19/17
ASSISTS:	6 vs. New Hampshire, 11/17/16
BLOCKS:	-
STEALS:	2 vs. Radford, 12/18/16
MINUTES:	25 vs. Radford, 12/18/16

Career Highs

POINTS:	7, twice, last vs. Georgia, 01/15/17
FGM:	2, 3x, last at LSU, 01/19/17
FGA:	7 vs. Missouri, 01/05/17
FTM:	3 vs. MTSU, 12/09/16
FTA:	4 vs. Morehead State, 11/23/16
3FGM:	1, 3x, last at LSU, 01/19/17
3FGA:	3 vs. Missouri, 01/05/17
O-REBOUNDS:	3 at LSU, 01/19/17
D-REBOUNDS:	2, 3x, last vs. Georgia, 01/15/17
TOTAL REBOUNDS:	3, 3x, last at LSU, 01/19/17
ASSISTS:	6 vs. New Hampshire, 11/17/16
BLOCKS:	-
STEALS:	2 vs. Radford, 12/18/16
MINUTES:	25 vs. Radford, 12/18/16

Roper's 2016-17 Game-by-Game Statistics

Opponent	Min	FG-A	3PT-A	FT-A	O-D-T	PF	A	TO	BS	ST	PTS
vs. Miami (Fla.)	4	0-0	0-0	0-0	0-0-0	0	1	1	0	0	0
vs. Albany	14	0-2	0-0	0-0	0-0-0	1	1	1	0	1	0
vs. New Hampshire	21	1-5	0-0	0-0	0-1-1	0	6	1	0	0	2
at Colorado	10	1-3	0-1	2-2	0-1-1	2	0	3	0	0	4
vs. MSU	9	0-2	0-0	2-4	0-0-0	1	0	3	0	0	2
vs. Samford	4	0-0	0-0	0-0	0-0-0	1	0	0	0	0	0
vs. Oklahoma	2	0-0	0-0	0-0	0-0-0	0	0	0	0	0	0
at Louisville	DNP										
vs. MTSU	18	2-3	0-0	3-4	1-2-3	1	3	1	0	0	7
vs. Arizona St.	5	0-1	0-0	0-0	0-0-0	0	0	0	0	1	0
vs. Radford	25	1-5	0-2	0-0	0-1-1	1	4	2	0	2	2
vs. Washington St.	16	0-0	0-0	0-0	0-0-0	2	1	2	0	1	0
at Duke	6	1-2	0-1	0-0	0-0-0	1	0	0	0	1	2
at Tennessee	9	1-3	0-1	0-0	0-0-0	2	1	1	0	0	2
vs. Mizzou	21	2-7	1-3	0-0	1-2-3	1	2	1	0	0	5
vs. TAMU	11	1-3	0-1	0-0	1-0-1	0	0	2	0	1	2
at Alabama	16	1-6	0-2	0-0	1-1-2	2	1	0	0	0	2
vs. Georgia	24	2-4	1-1	2-2	0-2-2	2	4	1	0	0	7
at LSU	16	2-5	1-2	0-0	3-0-3	0	1	3	0	0	5
at Auburn											
vs. Ole Miss											
at Mizzou											
vs. USC											
vs. Vandy											
at Georgia											
at Arkansas											
vs. Florida											
vs. Miss. St.											
at USC											

* Started game

Extras

	16-17	Career
Scored 10+ Points	-	-
Scored 15+ Points	-	-
Scored 20+ Points	-	-
Made 3+ 3FG	-	-
Double-figure Rebounds	-	-
Double-doubles	-	-
3+ Assists	4	4
2+ Steals	1	1
Led UK in Scoring	-	-
Led UK in Rebounds	-	-
Led UK in Assists	3	3
Led UK in Steals	1	1
Led UK in Blocks	-	-

Jaide Roper's Career Stats

Year	GP-GS	MIN	FG-FGA	PCT	3FG-FGA	PCT	FT-FTA	PCT	OFF-DEF	TOT-AVG	PF-FO	A	TO	BLK	ST	PTS-AVG
2016-17	18-2	231-12.8	15-51	.294	3-14	.214	9-12	.750	7-10	17-0.9	17-0	25	22	0	7	42-2.3
TOTAL	18-2	231-12.8	15-51	.294	3-14	.214	9-12	.750	7-10	17-0.9	17-0	25	22	0	7	42-2.3

KENTUCKY WBB 2016-17 PLAYER BIOS

45

ALYSSA RICE • 6-3 • CENTER • JUNIOR

REYNOLDSBURG, OHIO (REYNOLDSBURG HS)



2016-17 (Junior)

- Posted a near double-double against Radford on Dec. 18 with nine points and nine boards to lead the team in rebounds for the first time in her career.
- Played a career-high 32 minutes against Tennessee in the SEC opener on Jan. 1.
- Is second on the team in rebounds, with 91 total.
- Posted her first career double-digit scoring performance against New Hampshire, Nov. 17.
- Recorded a career-high five offensive boards against Radford.
- Has recorded the second-most blocks on the team with 13.

2016-17 Season Highs

POINTS:	10 vs. New Hampshire, 11/17/16
FGM:	5 vs. New Hampshire, 11/17/16
FGA:	10 vs. Radford, 12/18/16
FTM:	4 vs. Albany, 11/12/16
FTA:	8 vs. Albany, 11/12/16
3FGM:	-
3FGA:	-
O-REBOUNDS:	5 vs. Radford, 12/18/16
D-REBOUNDS:	6 vs. Washington St., 12/21/16
TOTAL REBOUNDS:	9 vs. Radford, 12/18/16
ASSISTS:	3 vs. Radford, 12/18/16
BLOCKS:	2, 4x, last vs. TAMU, 01/08/17
STEALS:	2, twice, last vs. Georgia, 01/15/17
MINUTES:	32 at Tennessee, 01/01/17

Career Highs

POINTS:	10 vs. New Hampshire, 11/17/16
FGM:	5 vs. New Hampshire, 11/17/16
FGA:	10 vs. Radford, 12/18/16
FTM:	4 vs. Albany, 11/12/16
FTA:	8 vs. Albany, 11/12/16
3FGM:	-
3FGA:	2 vs. Morehead State, 11/19/14
O-REBOUNDS:	5 vs. Radford, 12/18/16
D-REBOUNDS:	7, 3x, last vs. New Hampshire, 11/17/16
TOTAL REBOUNDS:	9, twice, last vs. Radford, 12/18/16
ASSISTS:	3 vs. Radford, 12/18/16
BLOCKS:	3 vs. Vanderbilt 2/8/15
STEALS:	2, 3x, last vs. Georgia, 01/15/17
MINUTES:	32 at Tennessee, 01/01/17

Rice's 2016-17 Game-by-Game Statistics

Opponent	Min	FG-A	3PT-A	FT-A	O-D-T	PF	A	TO	BS	ST	PTS
vs. Miami (Fla.)	19	2-4	0-0	0-0	1-2-3	2	0	0	0	0	4
vs. Albany	19	2-3	0-0	4-8	4-3-7	4	2	2	1	0	8
vs. New Hampshire	26	5-9	0-0	0-0	2-5-7	1	0	2	0	0	10
at Colorado	21	3-8	0-0	0-0	2-2-4	2	2	1	0	0	6
vs. MSU	26	1-6	0-0	0-0	3-3-6	1	1	2	2	0	2
vs. Samford	21	1-3	0-0	0-0	0-5-5	3	0	2	2	0	2
vs. Oklahoma	14	0-0	0-0	0-0	0-4-4	3	2	0	0	1	0
at Louisville	26	0-1	0-0	0-0	3-2-5	4	0	1	1	2	0
vs. MTSU	14	2-8	0-0	0-0	4-2-6	2	0	1	1	0	4
vs. Arizona St.	17	0-1	0-0	0-0	0-2-2	3	1	0	0	0	0
vs. Radford	27	3-10	0-0	3-6	5-4-9	3	3	1	2	0	9
vs. Washington St.	23	1-2	0-0	0-0	2-6-8	3	1	1	0	1	2
at Duke	20	0-3	0-0	2-6	3-2-5	4	1	5	1	0	2
at Tennessee	32	3-7	0-0	0-0	4-3-7	4	1	0	0	1	6
vs. Mizzou	27	2-5	0-0	0-0	1-3-4	1	2	0	1	1	4
vs. TAMU	24	2-2	0-0	0-0	0-4-4	5	0	2	2	0	4
at Alabama	22	1-5	0-0	1-2	1-0-1	2	2	1	0	1	3
vs. Georgia	18	2-4	0-0	2-4	1-1-2	5	0	1	0	2	6
at LSU	18	0-2	0-0	0-0	0-2-2	3	0	1	0	0	0
at Auburn											
vs. Ole Miss											
at Mizzou											
vs. USC											
vs. Vandy											
at Georgia											
at Arkansas											
vs. Florida											
vs. Miss. St.											
at USC											

* Started game

Extras

	16-17	Career
Scored 10+ Points	1	1
Scored 15+ Points	-	-
Scored 20+ Points	-	-
Made 3+ 3FG	-	-
Double-figure Rebounds	-	-
Double-doubles	-	-
3+ Assists	1	1
2+ Steals	-	1
Led UK in Scoring	-	-
Led UK in Rebounds	2	2
Led UK in Assists	-	-
Led UK in Steals	2	11
Led UK in Blocks	7	8

Alyssa Rice's Career Stats

Year	GP-GS	MIN	FG-FGA	PCT	3FG-FGA	PCT	FT-FTA	PCT	OFF-DEF	TOT-AVG	PF-FO	A	TO	BLK	ST	PTS-AVG
2014-15	34-11	484-14.2	32-89	.360	0-0	.000	36-57	.632	37-54	91-2.7	98-3	7	37	24	9	100-2.9
2015-16	26-2	246-9.5	22-50	.440	0-0	.000	18-32	.563	27-34	61-2.3	54-1	6	23	11	3	62-2.4
2016-17	19-16	414-21.8	30-83	.361	0-0	.000	12-26	.462	36-55	91-4.8	55-2	18	23	13	9	72-3.8
TOTAL	79-29	1144-14.5	84-222	.378	0-0	.000	66-115	.574	100-143	243-3.1	207-6	31	83	48	21	234-3.0

2016-17 GAME REVIEWS

EXH

#19 KENTUCKY 78, UNION 60 - FINAL [EXH]

Nov. 3, 2016 • Lexington, Ky. (Memorial Coliseum)



Official Basketball Box Score - Game Totals - Final Statistics
UNION UNIVERSITY vs Kentucky
11/03/16 7:02 PM at Memorial Coliseum, Lexington, KY



UNION UNIVERSITY 60

#	Player	Total			3-Ptr			Rebounds			PF	TP	A	T	Bk	Stl	Min
		FG	FGA	FT	FGA	FT	FTA	Off	Def	Total							
10	Nielsen, Fredi	r	4-5	0-0	0-0	2	5	7	5	8	1	0	3	0	31		
32	Lytle, Sara	r	4-12	0-4	0-0	0	0	0	3	8	1	3	0	0	34		
01	Perkins, Jada	r	3-6	2-4	0-0	1	3	4	1	8	6	4	0	2	32		
02	Smith, Jada	g	2-10	1-3	0-0	0	2	2	5	5	2	1	0	1	24		
15	Bodiford, Chelsea	g	6-11	3-7	0-0	0	4	4	1	15	2	3	1	0	37		
03	Little, Anna Lea	g	0-1	0-1	0-0	0	0	0	0	0	0	0	0	0	6		
11	Lewis, Megan	g	0-0	0-0	0-0	0	0	0	0	0	0	0	0	0	1		
20	Montgomery, McKenna	g	0-0	0-0	0-0	0	0	0	0	0	0	0	0	0	1		
21	Rechis, Tiffany	g	5-7	4-5	1-1	0	5	5	0	15	3	1	0	0	28		
24	Lytle, Bethany	g	0-2	0-0	1-2	0	0	0	2	1	0	0	0	1	6		
Team						1	2	3									
Totals		24-54	10-24	2-3	4	21	25	17	60	15	14	4	4	200			

FG % 1st Half: 13-26 46.4% 2nd half: 11-26 42.3% Game: 24-54 44.4%
3FG % 1st Half: 6-12 50.0% 2nd half: 4-12 33.3% Game: 10-24 41.7%
FT % 1st Half: 0-0 0.0% 2nd half: 2-3 66.7% Game: 2-3 66.7%

Kentucky 78

#	Player	Total			3-Ptr			Rebounds			PF	TP	A	T	Bk	Stl	Min
		FG	FGA	FT	FGA	FT	FTA	Off	Def	Total							
13	Akhator, Evelyn	r	5-12	0-0	7-10	12	5	17	1	17	2	1	3	2	34		
45	Rice, Alyssa	c	0-5	0-0	5-6	6	4	10	1	5	0	2	1	0	28		
04	Morris, Maci	g	4-11	0-4	0-2	0	3	3	0	8	2	1	0	3	34		
24	Murray, Taylor	g	2-5	0-2	0-0	3	1	4	1	4	7	2	0	1	27		
25	Epps, Makayla	g	12-24	6-9	1-1	1	4	5	1	31	4	0	0	1	33		
15	Hardin, Jessica	g	1-5	1-4	0-0	0	0	0	1	3	0	1	0	0	10		
21	Poffenberger, Paige	g	0-0	0-0	0-0	0	0	0	0	0	0	0	0	0	1		
22	Cann, Makenzie	g	3-6	3-5	1-2	1	3	4	0	10	0	0	0	0	18		
32	Roper, Jaida	g	0-3	0-1	0-0	1	1	2	0	4	1	0	1	1	15		
Team						1	4	5									
Totals		27-71	10-25	14-21	25	25	50	5	78	19	8	4	8	200			

FG % 1st Half: 16-37 46.6% 2nd half: 9-34 26.5% Game: 27-71 38.0%
3FG % 1st Half: 8-14 57.1% 2nd half: 11-18 61.1% Game: 10-25 40.0%
FT % 1st Half: 5-7 71.4% 2nd half: 9-14 64.3% Game: 14-21 66.7%

Officials: Dee Kantner, Kylie Galloway, Chaney Muench
Technical fouls: UNION UNIVERSITY-None. Kentucky-None.
Attendance: 1339

Score by periods	1st	2nd	3rd	4th	Total
UNION UNIVERSITY	13	19	7	21	60
Kentucky	25	24	14	15	78

Last FG - UU 4th-00:59, UK 4th-02:05.
Largest lead - UU None, UK by 24 3rd-01:19.
UU led for 00:00. UK led for 38:59. Game was tied for 00:35.

Score tied - 0 times.
Lead changed - 0 times.

Notables: Kentucky opened the game with an 11-0 run, including back-to-back 3s by Makayla Epps forcing a Union timeout ... In the first half alone, Kentucky hit eight 3-pointers, something the Wildcats only accomplished in four games last year let alone in a half. UK's season high for 3s last year was 11 against Colorado on Nov. 22, 2015 ... Epps paced all scorers with 31 points. She also added five rebounds and four assists.

1

#19 KENTUCKY 82, #14 MIAMI 66 - FINAL

Nov. 11, 2016 • Lexington, Ky. (Memorial Coliseum)



Official Basketball Box Score - Game Totals - Final Statistics
MIAMI vs Kentucky
11/11/16 7:02 pm at Memorial Coliseum, Lexington, KY



MIAMI 66 • 0-1

#	Player	Total			3-Ptr			Rebounds			PF	TP	A	TO	Bk	Stl	Min
		FG	FGA	FT	FGA	FT	FTA	Off	Def	Total							
20	Keyona Hayes	r	4-8	0-0	0-0	5	5	10	1	8	4	5	0	1	31		
30	Erykah Davenport	r	4-7	0-0	2-4	0	5	5	4	10	0	3	1	2	20		
01	Laura Cornelius	g	1-3	1-2	2-2	1	4	5	3	5	7	3	0	1	27		
03	Jessica Thomas	g	4-10	2-7	0-0	0	0	0	3	10	1	1	0	1	32		
23	Adrienne Motley	g	6-19	4-11	0-0	1	4	5	3	16	3	1	0	0	35		
00	Keyanna Harris	g	2-4	0-1	0-0	2	1	3	2	4	0	3	0	0	17		
04	Shaneese Bailey	g	0-1	0-1	0-0	0	0	0	2	2	0	0	1	0	7		
05	Nigia Greene	g	4-8	3-7	0-0	0	0	0	0	11	0	0	0	0	17		
12	Sarah Mortensen	g	0-1	0-1	0-0	0	0	0	0	0	0	0	0	0	5		
21	Emese Hof	g	1-1	0-0	0-0	0	0	0	0	1	2	0	0	0	3		
25	Khalia Prather	g	0-1	0-0	0-0	0	0	0	0	0	0	0	1	0	1	6	
Team						1	2	3									
Totals			26-63	10-30	4-6	10	23	33	19	66	16	18	1	6	200		

FG % 1st Half: 11-30 36.7% 2nd half: 15-33 45.5% Game: 26-63 41.3%
3FG % 1st Half: 5-16 31.3% 2nd half: 5-14 35.7% Game: 10-30 33.3%
FT % 1st Half: 2-2 100.0 2nd half: 2-4 50.0% Game: 4-6 66.7%

Kentucky 82 • 1-0

Kentucky 82 • 1-0																	
#	Player	Total			3-Ptr			Rebounds			PF	TP	A	T	Bk	Stl	Min
		FG	FGA	FT	FTA	Off	Def	Total									
13	Akhator, Evelyn	r	8-14	0-0	2-2	4	6	10	3	18	1	3	2	2	24		
45	Rice, Alyssa	c	2-4	0-0	0-0	1	2	3	2	4	0	0	0	0	19		
04	Morris, Maci	g	4-13	3-6	0-0	0	2	2	11	2	3	1	0	36			
24	Murray, Taylor	g	3-6	1-2	1-2	1	3	4	3	8	3	1	0	3	26		
25	Epps, Makayla	g	10-19	1-4	8-15	0	3	3	0	29	5	3	0	3	37		
15	Hardin, Jessica	g	2-4	1-3	0-0	1	2	3	1	5	0	0	0	0	19		
22	Cann, Makenzie	g	2-4	2-3	1-2	3	4	7	1	7	2	0	1	3	35		
32	Roper, Jaida	g	0-0	0-0	0-0	0	0	0	0	0	1	1	0	0	4		
Team						5	7										
Totals			31-64	8-18	12-21	12	27	39	12	82	14	11	4	11	200		

FG % 1st Half: 15-35 42.9% 2nd half: 16-29 55.2% Game: 31-64 48.4%
3FG % 1st Half: 4-11 36.4% 2nd half: 4-7 57.1% Game: 8-18 44.4%
FT % 1st Half: 4-8 50.0% 2nd half: 8-13 61.5% Game: 12-21 57.1%

Officials: Lisa Mattingly, Ed Sidlasky, Luis Gonzalez
Technical fouls: MIAMI-None. Kentucky-None.
Attendance: 4471

Score by periods	1st	2nd	3rd	4th	Total
MIAMI	13	16	22	15	66
Kentucky	12	26	19	25	82

Last FG - UK 4th-03:24, UK 4th-00:50.
Largest lead - UK by 21 1st-06:58, UK by 16 4th-00:50.
UK led for 04:14. UK led for 30:15. Game was tied for 05:30.

Score tied - 4 times.
Lead changed - 7 times.

Notables: Kentucky went on a 13-0 run to close the game as part of a 15-2 overall run in the fourth quarter ... Kentucky had 11 steals in the game, which was its most in a game since having 10 against Auburn on Jan. 17, 2016 ... Makayla Epps led all scorers with 29 points in the contest, 18 of which came in the fourth quarter ... Epps' 29 points are the most by a UK player in a regular season, non-conference home game since Dec. 7, 2010.

2

#19 KENTUCKY 70, ALBANY 46 - FINAL

Nov. 12, 2016 • Lexington, Ky. (Memorial Coliseum)



Official Basketball Box Score - Game Totals - Final Statistics
ALBANY vs Kentucky
11/12/16 7:02 pm at Memorial Coliseum, Lexington, KY



ALBANY 46 • 0-1

#	Player	Total			3-Ptr			Rebounds			PF	TP	A	T	Bk	Stl	Min
		FG	FGA	FT	FGA	FT	FTA	Off	Def	Total							
10	Hixson, Bailey	r	2-9	1-6	0-0	1	5	6	1	5	1	0	1	1	24		
15	Fequiere, Jessica	r	2-6	1-2	0-0	1	0	1	2	5	0	1	0	0	22		
33	Carter, Tiana-Jo	c	2-6	0-0	0-0	2	3	5	3	4	1	1	0	0	14		
00	Trpcic, Mackenzie	g	1-4	1-3	1-2	0	2	2	1	4	1	2	0	0	26		
12	Tate, Imani	g	4-19	1-5	0-0	5	1	6	3	9	4	5	0	1	33		
03	Stokes, Khepera	g	2-9	0-2	0-0	0	1	1	2	4	0	1	0	0	16		
15	Ayalogbe, Bose	g	1-5	0-1	0-0	2	5	7	2	2	1	2	2	1	22		
22	Forster, Heather	g	1-4	0-0	3-4	1	3	4	4	5	1	2	2	0	20		
24	Schechter, Alexi	g	1-2	0-0	1-2	0	0	0	0	3	0	0	2	0	5		
34	Edwards, Cassandra	g	1-3	0-0	3-4	1	0	1	3	5	0	1	0	0	18		
Team						3	4	7									
Totals		17-67	4-19	8-12	16	24	40	21	46	9	15	7	3	200			

FG % 1st Half: 8-37 21.6% 2nd half: 9-30 30.0% Game: 17-67 25.4%<

2016-17 GAME REVIEWS

4

#15 KENTUCKY 69, COLORADO 79 - FINAL

Nov. 19, 2016 • Boulder, Colo.



Official Basketball Box Score - Game Totals - Final Statistics
Kentucky vs Colorado
11/19/16 7:02 pm M/T at Boulder, Colo. (Coors Events Center)



Kentucky 69 • 3-1

#	Player	Total		3-Ptr		Rebounds		PF	TP	A	TO	Blk	Stl	Min
		FG-FGA	FT-FTA	FG-FGA	FT-FTA	Off	Def							
13	Akhator, Evelyn	5-9	0-0	2-6	7-14	3	12	1	4	1	0	0	0	34
45	Rice, Alyssa	3-8	0-0	0-0	2-2	4	2	6	2	1	0	0	0	21
04	Morris, Maci	5-11	3-6	1-2	1-3	4	2	14	2	2	1	1	1	34
24	Murray, Taylor	6-10	1-2	1-2	1-5	6	2	14	2	1	0	0	0	34
5	Epps, Makayla	4-8	0-2	6-9	0-1	1	0	14	4	4	0	0	2	37
15	Hardin, Jessica	0-2	0-0	0-0	1-1	2	0	0	1	0	0	0	0	6
32	Cann, Makenzie	2-6	1-4	0-0	0-3	3	2	5	1	1	0	2	0	24
32	Roper, Jaida	1-3	0-1	2-2	0-1	1	2	4	0	3	0	0	0	10
Team						0		6						
Totals		26-57	5-17	12-21	12	29	41	13	69	12	17	2	5	200

FG % 1st Half: 13-33 39.4% 2nd half: 13-24 54.2% Game: 26-57 45.6% Deadball Rebounds 6
3FG % 1st Half: 3-9 33.3% 2nd half: 2-8 25.0% Game: 5-17 29.4%
FT % 1st Half: 6-10 60.0% 2nd half: 6-11 54.5% Game: 12-21 57.1%

Colorado 79 • 3-0

#	Player	Total	3-Ptr		Reb Totals		PF	TP	A	TO	Blk	Stl	Min	
		FG-FGA	FG-FGA	FT-FTA	Off	Def								
01	Ellis, Makenzie	r 0-3	0-1	0-0	1	1	2	1	0	0	1	0	21	
15	Smith, Haley	7-13	2-6	0-0	2	3	18	3	10	0	0	0	27	
05	Correal, Zoe	c 4-7	0-0	2-2	2	3	4	7	3	10	0	0	29	
02	Robinson, Alexis	g 8-16	2-6	1-1	0	2	2	2	19	4	1	1	33	
14	Leonard, Kennedy	g 6-21	1-10	1-2	0	1	1	2	14	12	0	0	38	
12	Freeman, Ariana	2-6	0-0	1-1	1	2	3	1	5	1	3	0	16	
13	Thomas, Brecca	0-2	0-1	1-2	0	1	1	0	1	1	0	0	5	
21	Burich, Monica	2-4	0-2	0-0	3	3	6	4	4	1	1	0	13	
31	Beard-Falls, Zoe	4-6	0-0	0-0	3	2	5	3	8	0	1	0	8	
	Team				4	4	0							
Totals		33-78	7-26	6-8	17	22	39	19	79	19	7	5	11	200

FG % 1st Half: 14-36 38.9% 2nd half: 19-42 45.2% Game: 33-78 42.3% Deadball Rebounds 1
3FG % 1st Half: 3-11 27.3% 2nd half: 4-15 26.7% Game: 7-26 26.9%
FT % 1st Half: 6-8 75.0% 2nd half: 0-0 0.0% Game: 6-8 75.0%

Officials: Brenda Pantaja (R), In/Fin Robinson, Benny Luna
Technical fouls: Kentucky-None. Colorado-None.
Attendance: 1507
Kentucky ranked No. 15 in AP poll, No. 19 in USA Today Coaches Poll

Score by periods	1st	2nd	3rd	4th	Total
Kentucky	12	23	16	18	69
Colorado	11	26	25	17	79

Last FG - UK 4th-00:39, COLO 4th-02:56.
Largest lead - UK by 8 1st-03:27, COLO by 15 4th-07:22.
UK led for 12:51, COLO led for 23:07. Game was tied for 03:50.

Notables: After Kentucky got off to an early 12-4 lead, the Buffaloes went on a 7-0 run to end the first quarter and the Wildcats led by just one point, 12-11 ... UK trailed at halftime for the first time this season, 37-35 ... Kentucky trailed by its largest deficit of the season, as Colorado took a 75-60 lead in the middle of the fourth quarter ... Kentucky had four players post double-digit scoring performances, with three earning 14 points for a team high.

6

#20 KENTUCKY 80, SAMFORD 57 - FINAL

Nov. 27, 2016 • Lexington, Ky. (Memorial Coliseum)



Official Basketball Box Score - Game Totals - Final Statistics
SAMFORD vs Kentucky
11/27/16 2:02 pm at Memorial Coliseum, Lexington, KY



SAMFORD 57 • 2-4

#	Player	Total		3-Ptr		Rebounds		PF	TP	A	TO	Blk	Stl	Min
		FG-FGA	FT-FTA	FG-FGA	FT-FTA	Off	Def							
22	Riggins,Ellen	2-9	1-4	0-0	0	0	4	2	5	3	2	0	0	24
35	Fitzgerald,Samantha	2-4	1-1	0-0	0	4	4	2	5	0	1	0	0	28
05	Blevins,Kassidy	7-13	3-6	1-1	0	3	3	3	18	0	0	0	0	29
12	Brown,Charity	1-5	1-2	0-0	1	2	4	3	2	3	0	0	0	28
13	Stevens,Brittany	0-1	0-0	0-2	1	1	2	0	4	3	0	1	24	
02	Nichols,Hannah	6-9	1-4	4-4	0	2	2	3	17	0	2	0	0	27
11	Serup,Paige	0-0	0-0	0-0	0	0	0	1	0	0	0	0	0	5
10	Allen,Katie	1-2	1-1	0-0	0	0	0	3	1	1	0	1	5	
31	Williams,Cassidy	2-5	2-5	0-0	0	0	0	6	1	0	0	0	14	
32	Crozier,Olivia	0-2	0-1	0-0	0	5	3	0	1	1	1	0	16	
Team						1		2						
Totals		21-50	10-24	5-7	2	19	21	22	57	12	13	1	2	200

FG % 1st Half: 7-26 26.9% 2nd half: 14-24 58.3% Game: 21-50 42.0% Deadball Rebounds 1,1
3FG % 1st Half: 3-11 27.3% 2nd half: 7-13 53.8% Game: 10-24 41.7%
FT % 1st Half: 0-2 0.0% 2nd half: 5-5 100.0% Game: 5-7 71.4%

Kentucky 80 • 5-1

#	Player	Total		3-Ptr		Rebounds		PF	TP	A	TO	Blk	Stl	Min	
		FG	FGA	FG	FGA	Off	Def								
13	Akhator, Evelyn	f	4-7	0-0	7-10	4	9	13	0	15	4	0	1	1	27
45	Rice, Alyssa	f	1-3	0-0	0-0	0	5	3	2	0	2	2	0	0	21
04	Morris, Maci	g	3-8	0-1	2-2	1	1	2	8	3	2	0	0	1	29
24	Murray, Taylor	g	5-7	0-1	5-7	1	4	5	2	15	1	0	0	0	33
5	Epps, Makayla	g	9-15	0-2	2-2	1	4	5	0	20	2	1	0	0	29
15	Hardin, Jessica		1-5	1-2	5-6	1	3	4	2	8	1	0	0	1	25
32	Cann, Makenzie		4-7	1-4	3-4	0	1	2	12	1	1	0	1	0	32
32	Roper, Jaida		0-0	0-0	0-0	0	0	1	0	0	0	0	0	0	4
Team						1	0	2							
Totals			27-52	2-10	24-31	9	27	36	12	80	12	6	3	4	200

FG % 1st Half: 15-30 50.0% 2nd half: 12-22 54.5% Game: 27-52 51.9% Deadball Rebounds 3,1
3FG % 1st Half: 2-8 25.0% 2nd half: 0-2 0.0% Game: 2-10 20.0%
FT % 1st Half: 9-11 81.8% 2nd half: 15-20 75.0% Game: 24-31 77.4%

Officials: Jennifer Resac, Angelica Suffren, Eric Baker
Technical fouls: SAMFORD-None. Kentucky-None.
Attendance: 4569

Score by periods	1st	2nd	3rd	4th	Total
SAMFORD	12	5	25	15	57
Kentucky	22	19	22	17	80

Last FG - SAM 4th-00:02, UK 4th-02:19.
Largest lead - SAM by 2 1st-09:17, UK by 29 3rd-05:29.
SAM led for 00:49, UK led for 36:37. Game was tied for 02:34.

Notables: UK held Samford to five points in the second quarter, going on a 13-0 run to end the first half ... The Wildcats held Samford scoreless for 8:18 from the second to the third period ... Kentucky limited the Bulldogs to only 17 first-half points, its lowest opponent first-half total this season ... Six UK players tallied at least eight points in the contest, with four earning double-digit scoring totals showcasing a balanced attack.

5

#20 KENTUCKY 74, MOREHEAD STATE 47- FINAL

Nov. 23, 2016 • Lexington, Ky. (Memorial Coliseum)



Official Basketball Box Score - Game Totals - Final Statistics
MOREHEAD STATE vs Kentucky
11/23/16 7:02 pm at Memorial Coliseum, Lexington, KY



MOREHEAD STATE 47 • 3-2

#	Player	Total		3-Ptr		Rebounds		PF	TP	A	To	Blk	Stl	Min
		FG-FGA	FT-FTA	FG-FGA	FT-FTA	Off	Def							
14	STEELE, Shay	1-2	0-0	0-0	0-2	2	3	2	1	1	0	0	0	20
32	McKEE, Eriel	2-7	1-3	0-0	0-12	12	1	5	3	0	4	1	33	
11	CROCKETT, Miranda	1-10	0-0	2-2	2-2	4	2	4	0	2	1	0	24	
4	McQUEEN, Brianna	4-17	3-6	3-4	0-2	2	4	14	2	8	0	1	24	
34	WELLS, Aaliyah	2-8	2-4	4-4	2-5	7	3	10	0	2	1	0	33	
01	JACKSON, Breuna	2-7	2-4	2-2	0-0	0	3	8	4	1	0	2	23	
03	CAMPBELL, Georgia	0-0	0-0	0-0	0-2	2	0	0	0	0	0	0	9	
15	BYRD, Katelyn	0-1	0-1	0-0	0-0	0	0	3	0	0	1	0	8	
20	TODD, Brooke	1-1	0-0	0-0	0-1	1	0	2	0	0	0	0	18	
22	TATE, Kayk	0-3	0-2	2-2	0-1	1	1	2	0	0	0	0	6	
24	BESS, Kendall	0-1	0-0	0-0	1-0	1	0	0	0	0	0	0	1	
33	ST. LOUIS, Dominique	0-0	0-0	0-0	0-0	0	0	0	0	0	0	0	1	
Team						1		2						
Totals		13-57	8-20	13-14	6	28	34	20	47	10	16	6	4	200

FG % 1st Half: 7-28 25.0% 2nd half: 6-29 20.7% Game: 13-57 22.8% Deadball Rebounds 2
3FG % 1st Half: 5-11 45.5% 2nd half: 3-9 33.3% Game: 8-20 40.0%
FT % 1st Half: 0-0 0.0% 2nd half: 13-14 92.9% Game: 13-14 92.9%

Kentucky 74 • 4-1

#	Player	Total		3-Ptr		Rebounds		PF	TP	A	TO	Blk	Stl	Min
		FG-FGA	FT-FTA	FG-FGA	FT-FTA	Off	Def							
13	Akhator, Evelyn	5-10	0-0	1-2	2-7	9	0	11	0	0	0	0	1	29
45	Rice, Alyssa	1-6	0-0	0-0	3-3	6	1	2	1	2	2	2	0	26
04	Morris, Maci	6-13	0-3	2-2	3	3	6	3	14	1	1	1	1	33
23	Wright, Taylor	3-5	0-0	2-5	0	0	0	2	1	1	1	1	0	20
25	Hopps, Makayla	6-17	0-1	6-7	1	2	3	1	18	9	0	0	1	29
00	Haisel, LaShae	0-0	0-0	0-0	0	1	1	0	0	0	0	0	0	1
11	Hardin, Jessica	1-1	0-2	0-0	0	0	0	1	2	0	0	0	0	18
23	Poffenberger, Paige	0-0	0-0	0-0	0	0	0	0	0	0	0	0	0	2
22	Hann, McKenzie	3-6	1-4	0-0	2	5	7	1	7	1	1	0	0	26
32	Roper, Jaidee	0-2	0-0	2-4	0	0	0	1	2	0	0	0	0	9
	Team													
Totals		30-70	3-15	11-15	11	35	46	10	74	14	9	3	5	200

2016-17 GAME REVIEWS

8

#19 KENTUCKY 67, #7 LOUISVILLE 69 - FINAL- OT

Dec. 4, 2016 • Louisville, Ky.



Official Basketball Box Score - Game Totals - Final Statistics
Kentucky vs LOUISVILLE
12/4/16 2:02PM at KFC Yum! Center, Louisville, KY



Kentucky 67 • 6-2

#	Player	Total			3-Ptr			Rebounds			PF	TP	A	T	Bk	Stl	Min
		FG	FGA	FT	FGA	FT	FTA	Off	Def	Tot							
11	Akhatov, Evelyn	r	4-6	0-0	0-0	2	3	5	8	1	4	0	1	19			
04	Morris, Maci	g	3-9	2-4	2-2	0	3	3	10	0	3	1	0	42			
22	Cann, Makenzie	g	1-7	1-6	0-0	1	3	4	3	1	3	0	1	45			
24	Murray, Taylor	g	7-14	0-3	7-10	0	5	5	4	21	1	1	0	1	44		
25	Epps, Makayla	g	8-19	1-3	5-8	0	16	16	3	22	6	7	0	3	45		
15	Hardin, Jessica	g	1-1	1-1	0-0	0	0	0	1	3	0	0	0	0	4		
45	Rice, Alyssa	g	0-1	0-0	0-0	3	2	5	4	0	0	1	1	2	26		
Team						2	0	2									
Totals			24-57		5-17		14-20		8	32	40	23	67	9	19	2	225

1st FG %:	5-12	41.7%	2nd FG %:	6-14	42.9%	3rd FG %:	5-10	50.0%	4th FG %:	4-14	28.6%	Game:	24-57	42.1%	Deadball		
3FG %:	1-5	20.0%	1-3	33.3%	1-3	33.3%	1-4	25.0%	5-17	29.4%	Rebounds						
FT %:	0-0	0.0%	2-2	100.0%	0-0	0.0%	0-0	0.0%	0-0	0.0%	0-0	0.0%	0-0	0.0%	3		

LOUISVILLE 69 • 7-2

#	Player	Total			3-Ptr			Rebounds			PF	TP	A	T	Bk	Stl	Min
		FG	FGA	FT	FGA	FT	FTA	Off	Def	Tot							
02	HINES-ALLEN, Myisha	r	13-22	0-1	0-2	3	2	5	26	0	5	2	0	27			
04	MOORE, Mariya	r	1-10	1-9	5-8	5	4	9	2	8	3	0	0	44			
13	WALTON, Cortnee	r	2-6	0-0	0-0	4	6	10	4	4	0	1	1	0	41		
00	JACKSON, Briahanna	g	2-11	0-2	1-2	2	8	10	4	5	8	0	0	5	41		
25	DURR, Asia	g	5-15	4-10	1-4	2	3	5	3	15	1	2	0	1	42		
15	JOHNSON, Taylor	g	0-0	0-0	0-0	0	0	0	1	2	0	0	0	1	4		
15	SHOOK, Kylee	g	1-2	1-1	1-2	1	1	2	1	4	0	0	0	0	8		
23	JONES, Jazmine	g	3-5	0-0	1-2	3	1	4	1	7	1	0	0	1	15		
40	JOHNSON, Ciera	g	0-0	0-0	0-0	0	1	1	0	0	0	0	0	0	3		
Team						0	2	2									
Totals			27-74		6-23		9-20		21	28	49	22	69	19	12	3	225

1st FG %:	8-18	44.4%	2nd FG %:	5-13	38.5%	3rd FG %:	5-21	23.8%	4th FG %:	5-17	29.4%	Game:	27-74	36.5%	Deadball		
3FG %:	1-7	14.3%	1-5	20.0%	1-5	20.0%	1-5	20.0%	5-23	21.7%	Rebounds						
FT %:	0-0	0.0%	1-2	50.0%	3-8	37.5%	1-2	50.0%	0-0	0.0%	0-0	0.0%	0-0	0.0%	5		

Officials: Eric Brewton, Wesley Dean, Paulani Spurlock
Technical fouls: Kentucky-None. LOUISVILLE-None.
Attendance: 12245

Score by periods		1st	2nd	3rd	4th	OT	Total	In	Off	2nd	Fast	Bench
Kentucky		11	15	17	13	11	67	Points	Paint	T/O	Chance	Break
LOUISVILLE		18	12	14	12	13	69	UK	32	8	4	6
								LOU				3

Last FG - UK OT-00:05, LOU OT-00:23.
Largest lead - UK by 4 4th-03:56, LOU by 9 1st-01:47.
UK led for 04:47, LOU led for 36:39. Game was tied for 03:34.

Notables: Kentucky took a four-point lead with 3:56 left in the game, but Louisville would tie it up to send the game to UK's first overtime contest of the season ... Kentucky committed a season-high 19 turnovers which UofL scored 18 points off of ... Makayla Epps recorded a career-high 16 rebounds to go along with 22 points for her first double-double of the season ... Taylor Murray also had a career-high scoring performance, adding 21 points for the Blue and White.

9

#15 KENTUCKY 61, MTSU 48 - FINAL

Dec. 9, 2016 • Lexington, Ky. (Memorial Coliseum)



Official Basketball Box Score - Game Totals - Final Statistics
MIDDLE TENNESSEE vs Kentucky
12/9/16 7:02 PM at MEMORIAL COLISEUM - LEXINGTON, KY



MIDDLE TENNESSEE 48 • 2-4

#	Player	Total			3-Ptr			Rebounds			PF	TP	A	T	Bk	Stl	Min
		FG	FGA	FT	FGA	FT	FTA	Off	Def	Tot							
00	JOHNSON, Alex	r	8-18	0-0	3-4	2	2	4	3	19	1	0	1	1	38		
23	LYON, Gabby	r	0-1	0-0	0-0	1	2	3	5	0	0	0	1	1	18		
05	SISSOM, Abbey	g	2-10	1-5	2-2	1	5	6	1	7	4	6	0	0	38		
12	LOURO, Jess	g	0-3	0-3	0-0	0	3	3	0	0	0	1	0	0	17		
20	PETTY, Ty	g	5-12	5-10	2-2	0	0	0	2	17	6	3	0	1	40		
03	ALLISON, Kyla	g	1-1	0-0	0-0	0	0	0	0	2	0	0	0	0	12		
14	COLLIER, Katie	g	0-1	0-1	0-0	1	1	2	1	0	0	1	0	0	13		
24	REUTER, Rebecca	g	0-1	0-0	1-2	0	0	0	2	1	1	3	0	2	17		
35	SAVAGE, Charity	g	1-2	0-0	0-0	0	0	0	1	2	0	0	0	0	7		
Team						2	4										
Totals			17-49		6-19		8-10		7	15	22	18	48	12	14	2	200

1st FG %:	7-15	46.7%	2nd FG %:	5-11	45.5%	3rd FG %:	4-12	33.3%	4th FG %:	1-11	9.1%	Game:	17-49	34.7%	Deadball		
3FG %:	3-4	75.0%	0-0	0.0%	0-4	0.0%	0-4	0.0%	5-6	83.3%	Rebounds						
FT %:	1-1	100.0%	0-0	0.0%	2-3	66.7%	0-0	0.0%	0-0	0.0%	0-0	0.0%	0-0	0.0%	0,1		

Kentucky 61 • 7-2

#	Player	Total			3-Ptr			Rebounds			PF	TP	A	T	Bk	Stl	Min
		FG	FGA	FT	FGA	FT	FTA	Off	Def	Tot							
11	Akhatov, Evelyn	r	5-8	0-0	3-5	3	9	12	4	13	0	1	1	1	30		
04	Morris, Maci	g	1-6	0-3	0-0	1	2	3	2	2	3	4	1	0	36		
22	Cann, Makenzie	g	2-10	0-5	2-3	1	0	1	1	6	3	3	0	0	33		
24	Murray, Taylor	g	6-12	0-1	4-4	4	3	7	1	16	3	2	0	3	34		
25	Epps, Makayla	g	6-11	0-0	1-1	0	3	3	2	13	3	3	0	0	29		
15	Hardin, Jessica	g	0-0	0-0	0-0	0	2	2	0	0	0	0	1	0	6		
32	Roper, Jaida	g	2-3	0-0	3-4	1	2	3	1	7	3	1	0	0	18		
45	Rice, Alyssa	g	2-8	0-0	0-0	4	2	6	2	4	0	1	1	0	14		
Team						4	3	7									
Totals			24-58		0-9		13-17		18	26	44	13	61	15	15	4	200

1st FG %:	6-12	50.0%	2nd FG %:	5-13	38.5%	3rd FG %:	5-12	41.7%	4th FG %:	5-19	26.3%	Game:	24-58	41.4%	Deadball		
3FG %:	0-3	0.0%	0-4	0.0%	0-2	0.0%	0-2	0.0%	0-0	0.0%	0-0	0.0%	0-0	0.0%	0,1		
FT %:	3-4	75.0%	4-6	66.7%	6-7	85.7%	0-0	0.0%	0-0	0.0%	0-0	0.0%	0-0	0.0%	13-17	76.5%	

Officials: BOB TRAMMELL, MARK ZENTZ, JESSE DICKERSON
Technical fouls: MIDDLE TENNESSEE-None. Kentucky-None.
Attendance: 4625

Score by periods		1st	2nd	3rd	4th	Total	In	Off	2nd	Fast	Bench
MIDDLE TENNESSEE		18	13	10	7	48	Points	Paint	T/O	Chance	Break
Kentucky		15	20	16	10	61	UK	20	14	5	0
							MT	34	19	11	8

Last FG - MT 4th-01:53, UK 4th-01:25.
Largest lead - MT by 7 2nd-07:34, UK by 13 4th-07:06.
MT led for 10:26, UK led for 25:31. Game was tied for 04:03.

Score tied - 4 times.
Lead changed - 2 times.

Notables: After MTSU took a 23-16 lead early in the second quarter, UK went on an 11-0 run to take a 27-23 lead and the Wildcats wouldn't trail again ... The game marked the first since Nov. 27, 2014 (vs. Illinois) where the Wildcats did not make a 3-pointer ... UK held MTSU to just 17 second-half points, which is the lowest second-half total from a UK opponent this season ... Kentucky outrebounded the Raiders 44-22, its largest rebounding margin of the season (+22).

10

#15 KENTUCKY 71, #23 ARIZONA ST. 73 - FINAL- OT

Dec. 11, 2016 • Lexington, Ky. (Rupp Arena)



Official Basketball Box Score - Game Totals - Final Statistics
ARIZONA STATE vs Kentucky
12/11/16 1:02pm at Rupp Arena, Lexington, KY



ARIZONA STATE 73 • 6-2

#	Player		Total	3-Ptr	Rebounds												
			FG-FA	FG-FTA	FT-FTA	Off	Def	Tot	PF	TP	A	T	Bk	Stl		Min	
21	Brunner, Sophie	r	7-10	0-0	4-6	2	4	6	3	18	6	1	0	0	0	36	
24	Moos, Kelsey	r	3-7	1-4	0-0	3	7	10	2	7	1	0	2	2	36		
27	Dornstauder, Quinn	c	6-14	0-0	3-4	2	4	6	2	15	1	5	0	0	0	36	
01	Richardson, Reili	g	4-15	2-6	2-2	0	4	4	2	12	6	2	1	2	40		
03	Haines, Sabrina	g	3-6	1-2	2-2	2	2	4	5	9	2	2	0	2	24		
11	Ryan, Robbi		3-7	1-3	0-0	0	0	0	2	7	1	1	0	0	30		
13	Goodson, Sydney		1-2	0-1	0-0	0	0	0	0	2	0	1	0	0	6		
33	Johnson-Chapman, Ch		0-0	0-0	0-0	0	0	0	0	0	0	0	0	0	1	11	
42	Ibis, Kianna		0-4	0-0	0-0	3	3	6	0	0	0	2	0	0	12	12	
52	Ruden, Jamie		1-2	0-1	1-1	0	0	0	0	3	0	0	0	0	0	0	
	Total				2	3	5										
			28-67	5-17	12-15	14	27	41	16	73	17	1	3	6	225		

2016-17 GAME REVIEWS

12

#18 KENTUCKY 69, WASHINGTON ST. 67 - FINAL

Dec. 21, 2016 • Lexington, Ky. (Memorial Coliseum)



Official Basketball Box Score - Game Totals - Final Statistics
WASHINGTON STATE vs Kentucky
12/21/16 12:02 PM at Memorial Coliseum, Lexington, KY



WASHINGTON STATE 67 • 5-6

#	Player	Total		3-Ptr		Rebounds		PF	TP	A	T	Bk	Stl	Min
		FG-FGA	FT-FTA	FG-FGA	FT-FTA	Off	Def							
15	Kmetovska, Ivana	1-2	0-0	0-0	0-0	0	2	0	4	0	0	0	1	15
20	Kostourkova, Maria	1-5	0-0	0-0	0-0	1	2	3	2	2	1	0	0	29
01	Hailey, Calla	1-5	0-2	3-5	2	3	5	5	5	2	3	1	1	20
11	Molina, Chanelle	7-14	2-5	1-1	2	0	2	2	17	5	2	0	1	35
23	Swedlund, Alexys	7-14	6-11	0-0	0	2	2	2	20	0	3	0	3	29
05	Washington, Kayla	2-4	0-0	0-0	0	1	1	3	4	0	3	1	0	11
10	Muzet, Johanna	0-1	0-1	0-0	0	0	0	0	0	1	1	1	1	7
12	Fernandez, Cameron	3-5	2-4	0-0	0	0	0	1	8	0	3	0	1	11
21	McClure, Nike	2-5	0-0	1-5	4	5	9	3	5	0	3	2	1	25
22	Pavlopoulou, Pinelopi	1-7	0-3	0-0	2	6	8	1	2	0	0	0	1	18
Team														
Totals		26-63	10-26	5-11	12	26	38	21	67	12	19	5	9	200

1st - FG %:	2-15	13.3%	2nd: 11-16	68.8%	3rd: 7-15	46.7%	4th: 6-17	35.3%	Game: 26-63	41.3%	Deadball	
3FG %:	2-8	25.0%	3-4	75.0%	2-7	28.6%	0-4	0.0%	10-28	35.7%	Rebounds	
FT %:	2-4	50.0%	3-3	100.0%	0-0	0.0%	0-0	0.0%	5-11	45.5%	6	

Kentucky 69 • 9-3

#	Player	Total		3-Ptr		Rebounds		PF	TP	A	T	Bk	Stl	Min
		FG-FGA	FT-FTA	FG-FGA	FT-FTA	Off	Def							
13	Akhatov, Evelyn	5-11	0-0	9-12	6	7	13	2	19	1	1	1	3	29
45	Rice, Alyssa	1-2	0-0	0-0	2	6	8	3	2	1	1	0	1	23
04	Morris, Maci	4-17	2-6	4-7	0	2	6	2	14	3	6	0	0	36
25	Epps, Makayla	7-17	2-5	4-4	1	4	5	0	20	3	4	1	0	38
32	Roper, Jaide	0-0	0-0	0-0	0	0	0	0	0	1	2	0	1	16
15	Hardin, Jessica	1-3	1-3	0-0	0	0	0	1	3	0	0	0	0	10
20	Poffenberger, Paige	1-2	0-1	0-0	0	1	1	2	2	0	0	0	0	15
22	Cann, Makenzie	3-8	3-6	0-0	3	3	6	2	9	3	4	0	1	33
Team														
Totals		22-60	8-21	17-23	14	23	37	14	69	12	18	2	6	200

1st - FG %:	10-14	71.4%	2nd: 4-19	21.1%	3rd: 6-16	37.5%	4th: 2-11	18.2%	Game: 22-60	36.7%	Deadball	
3FG %:	1-4	25.0%	2-3	66.7%	1-3	33.3%	0-0	0.0%	9-21	42.9%	Rebounds	
FT %:	2-3	66.7%	3-3	100.0%	0-0	0.0%	6-10	60.0%	17-23	73.9%	4,2	

Officials: Lisa Mattingly, Jesse Dickerson, William Smith
Technical fouls: WASHINGTON STATE TEAM. Kentucky-None.
Attendance: 4875

Score by periods	1st	2nd	3rd	4th	Total
WASHINGTON STATE	8	28	16	15	67
Kentucky	26	12	20	11	69

Last FG - WSU 4th-01:12, UK 4th-03:33.
Largest lead - WSU by 1 3rd-03:23, UK by 20 2nd-09:30.
WSU led for 00:29. UK led for 37:50. Game was tied for 00:59.

Score tied - 1 time.
Lead changed - 2 times.

Notables: Despite UK leading by as many as 20 points in the first half, Washington State would come back to tie the game with just 1:12 remaining in the contest ... Two clutch free throws from Evelyn Akhatov would give the Wildcats their smallest margin of victory yet this season ... Kentucky controlled the game through trips to the charity stripe, making 17-of-23 attempts from behind the free-throw line, while WSU made just 5-of-11 free-throw attempts.

14

#18 KENTUCKY 65, TENNESSEE 72 - FINAL

Jan. 1, 2017 • Knoxville, Tenn. (Thompson-Boling Arena)



Official Basketball Box Score - Game Totals - Final Statistics
Kentucky vs Tennessee
01/01/17 4:03 p.m. at Knoxville, Tenn. (Thompson-Boling Arena)



Kentucky 65 • 9-5 (0-1 SEC)

#	Player	Total		3-Ptr		Rebounds		PF	TP	A	T	Bk	Stl	Min
		FG-FGA	FT-FTA	FG-FGA	FT-FTA	Off	Def							
13	Akhatov, Evelyn	5-5	0-0	1-2	4	6	10	3	11	0	0	0	1	25
45	Rice, Alyssa	3-7	0-0	0-0	4	3	7	4	6	1	0	0	1	32
04	Morris, Maci	5-21	2-9	3-3	0	2	6	1	35	1	3	1	2	29
11	Murray, Taylor	8-11	0-0	7-8	1	5	6	1	23	2	0	0	2	38
25	Epps, Makayla	3-13	0-4	2-2	0	4	4	0	8	2	1	0	0	39
20	Poffenberger, Paige	0-0	0-0	0-0	0	0	0	2	0	0	0	0	0	3
22	Cann, Makenzie	0-3	0-2	0-0	0	2	2	2	0	0	0	0	0	15
32	Roper, Jaide	1-3	0-1	0-0	0	0	0	2	2	1	1	0	0	9
Team														
Totals		25-63	2-16	13-15	9	25	34	17	65	7	5	1	6	200

1st - FG %:	7-17	41.2%	2nd: 4-15	26.7%	3rd: 8-15	53.3%	4th: 6-16	37.5%	Game: 25-63	39.7%	Deadball	
3FG %:	0-3	0.0%	1-5	20.0%	1-4	25.0%	0-4	0.0%	2-16	12.5%	Rebounds	
FT %:	0-0	0.0%	6-7	85.7%	0-0	0.0%	7-8	87.5%	13-15	86.7%	2	

Tennessee 72 • 9-4 (1-0 SEC)

#	Player	Total		3-Ptr		Rebounds		PF	TP	A	T	Bk	Stl	Min
		FG-FGA	FT-FTA	FG-FGA	FT-FTA	Off	Def							
31	Nared, Jaime	5-10	3-4	5-6	0	5	5	3	18	2	0	0	1	32
21	Russell, Mercedes	10-16	0-0	2-2	4	5	9	0	22	3	0	0	0	38
0	Reynolds, Jordan	0-1	0-0	0-0	0	6	6	4	0	4	0	1	1	29
1	Jackson, Meme	2-6	1-4	0-0	1	2	3	2	5	4	3	0	0	36
11	DeShields, Diamond	8-16	1-4	4-5	1	3	4	3	21	2	0	0	1	36
04	Nunn, Schaquilla	2-4	0-0	2-3	4	3	7	0	6	0	0	0	0	9
13	Dunbar, Kortney	0-1	0-1	0-0	0	2	2	0	0	0	0	0	0	4
33	Middleton, Alexa	0-6	0-3	0-0	0	1	1	1	0	3	1	1	0	16
Team														
Totals		27-60	5-16	13-16	10	29	39	13	72	18	9	2	2	200

1st - FG %:	8-15	53.3%	2nd: 7-19	36.8%	3rd: 7-16	43.8%	4th: 5-10	50.0%	Game: 27-60	45.0%	Deadball	
3FG %:	1-3	33.3%	0-6	0.0%	2-4	50.0%	2-3	66.7%	5-16	31.3%	Rebounds	
FT %:	3-5	60.0%	2-3	66.7%	0-0	0.0%	8-8	100.0%	13-16	81.3%	1	

Officials: Dee Kantner, Luis Gonzalez, Frank Steratore
Technical fouls: Kentucky-None. Tennessee-None.
Attendance: 9709

Score by periods	1st	2nd	3rd	4th	Total
Kentucky	14	15	17	19	65
Tennessee	20	16	16	20	72

Last FG - UK 4th-01:27, UT 4th-01:59.
Largest lead - UK by 2 1st-09:30, UT by 12 4th-07:57.
UK led for 00:52. UT led for 37:48. Game was tied for 01:20.

Score tied - 1 time.
Lead changed - 1 time.

Notables: Taylor Murray led the Wildcats in scoring with a career-high 23 points, going 8-of-11 from the floor and 7-of-8 from the free-throw line ... Evelyn Akhatov recorded her eighth double-double of the season with 11 points and 10 rebounds ... UK dropped to 0-4 in road games this season ... Kentucky won the battle in the paint, posting 42 points in the paint to UT's 36 ... UK matched its season-low turnovers, committing only five turnovers.

13

#17 KENTUCKY 54, #15 DUKE 69 - FINAL

Dec. 29, 2016 • Durham, N.C.



Official Basketball Box Score - Game Totals - Final Statistics
Kentucky vs Duke
12-29-16 7:00 PM at Durham, N.C. (Cameron Indoor Stadium)



Kentucky 54 • 9-4

#	Player	Total		3-Ptr		Rebounds		PF	TP	A	T	Bk	Stl	Min
		FG-FGA	FT-FTA	FG-FGA	FT-FTA	Off	Def							
13	Akhatov, Evelyn	0-3	0-0	1-2	5	10	15	2	1	1	3	0	4	30
45	Rice, Alyssa	0-3	0-0	2-6	3	2	5	4	2	1	5	1	0	20
04	Morris, Maci	3-15	1-7	4-4	0	3	3	11	0	3	1	0	1	31
24	Murray, Taylor	6-15	2-2	4-4	3	1	4	1	18	1	2	0	1	37
25	Epps, Makayla	0-0	0-0	2-2	2	1	3	2	12	2	4	0	3	38
15	Hardin, Jessica	1-1	1-1	0-0	0	0	0	1	3	0	0	0	0	5
20	Poffenberger, Paige	0-0	0-0	0-0	0	0	0	0	0	0	0	0	0	1
22	Cann, Makenzie	2-8	1-5	0-0	0	4	4	1	5	1	1	0	5	32
32	Roper, Jaide	1-2	0-1	0-0	0	0	0	1	2	0	0	0	1	6
Team														
Totals		18-60	5-16	13-18	15	21	36	15	54	6	18	2	15	200

1st - FG %:	5-14	35.7%	2nd: 7-12	58.3%	3rd: 3-16	18.8%	4th: 3-18	16.7%	Game: 18-60	30.0%	Deadball	
3FG %:	1-3	33.3%	2-4	50.0%	1-4	25.0%	1-5	20.0%	5-16	31.3%	Rebounds	
FT %:	3-4	75.0%	2-4	50.0%	5-6	83.3%	3-4	75.0%	13-18	72.2%	4	

Duke 69 • 12-1

#	Player	Total		3-Ptr		Rebounds		PF	TP	A	T	Bk	Stl	Min
		FG-FGA	FT-FTA	FG-FGA	FT-FTA	Off	Def Tot							
05	Leanna Odum	f	2-5	0-0	0-0	1	3	4	2	4	2	2	1	14
22	Odeah Chidom		5-6	0-0	1-1	1	2	3	11	2	7	2	1	33
04	Lexie Brown		6-12	4-7	8-8	1	1	2	24	1	0	0	5	33
23	Kyra Lambert		0-2	0-0	1-2	0	0	0	5	0	0	0	0	34
27	Rebecca Greenwell	g	3-9	1-4	1-4	0	10	12	2	10	5	5	0	37
13	Crystal Primm		0-1	0-0	0-0	0	2	2	1	0	0	0	0	11
14	Faith Suggs		0-0	0-0	0-0	0	0	0	0	0	0	0	0	1
22	Kendall Cooper		5-6	0-0	0-0	2	2	2	10	3	1	0	1	17
34	Lynee Belton		0-0	0-0	1-2	0	0	0	1	0	1	0	0	2
35	Erin Mathias		2-6	0-0	0-0	2	2	4	2	2	2	0	0	14
Team						1	3	4						
Totals			24-50	6-13	15-18	6	28	34	14	69	15	21	4	120

2016-17 GAME REVIEWS

16

#24 KENTUCKY 68, TEXAS A&M 77 - FINAL

Jan. 8, 2017 • Lexington, Ky. (Memorial Coliseum)



Official Basketball Box Score -- Game Totals -- Final Statistics
TEXAS A&M vs Kentucky
01/08/17 2:02 pm at Memorial Coliseum, Lexington, KY



TEXAS A&M 77 • 12-4, 2-1

#	Player	Total FG-FGA	3-Ptr FG-FGA	FT-FTA	Rebounds Off Def Tot	PF	TP	A	T	Blk	Stl	Min
04	Howard, Anriel	3-9	0-0	3-4	6 5 11	2	9	1	1	0	1	37
21	Lumpkin, Jasmine	1-4	0-0	2-2	0 3 3	4	4	1	2	0	3	29
00	Hillsman, Khaalia	7-12	0-0	2-2	5 7 12	3	16	1	5	2	0	37
11	Knox, Curtyce	8-13	3-3	7-8	0 2 2	2	26	9	2	0	4	40
12	Williams, Danni	6-17	3-8	4-5	0 4 4	2	19	1	3	0	0	40
03	Cooper, Taylor	1-4	1-4	0-0	2 2 4	0	3	1	0	0	0	16
24	Wright, Wainatia	0-0	0-0	0-0	0 0 0	1	0	0	0	0	0	1
	Team				2 0 2							
	Totals	26-59	7-15	18-21	15 23 38	14	77	14	13	2	8	200

1st FG %: 51.7 29.4% 2nd: 10-18 55.6% 3rd: 4-12 33.3% 4th: 7-12 58.3% Game: 26-59 44.1% Deadball Rebounds 3,1
3FG %: 1-2 50.0% 2-8 25.0% 1-2 50.0% 3-3 100.0% 7-15 46.7% 10-21 47.6%
FT %: 0-0 0.0% 1-1 100.0% 7-8 87.5%

Kentucky 68 • 10-6, 1-2

#	Player	Total FG-FGA	3-Ptr FG-FGA	FT-FTA	Rebounds Off Def Tot	PF	TP	A	T	Blk	Stl	Min
13	Akhatov, Evelyn	6-10	0-0	8-8	2 2 4	3	20	2	2	3	3	34
45	Rice, Alyssa	2-2	0-0	0-0	0 4 4	5	4	0	2	2	0	24
04	Morris, Maci	2-9	2-5	0-0	1 1 2	2	6	1	1	1	0	24
21	Murray, Taylor	4-9	0-2	3-3	1 3 4	4	11	5	0	0	1	29
25	Epps, Makayla	9-19	0-2	2-3	2 2 4	3	20	2	2	0	0	36
20	Poffenberger, Paige	2-4	1-1	0-0	0 0 0	1	5	2	0	0	1	10
32	Cann, Makenzie	0-3	0-2	0-0	1 1 2	0	0	1	0	0	0	22
22	Roper, Jaida	1-3	0-1	0-0	1 0 1	0	2	0	0	0	1	11
	Team				0 5 5							
	Totals	26-59	3-13	13-14	8 18 26	18	68	11	11	6	6	200

1st FG %: 71.3 53.8% 2nd: 6-14 42.9% 3rd: 7-16 43.8% 4th: 6-16 37.5% Game: 26-59 44.1% Deadball Rebounds 2
3FG %: 2-4 50.0% 1-6 16.7% 0-1 0.0% 0-2 0.0% 3-13 23.1% 13-14 92.9%
FT %: 1-1 100.0% 2-2 100.0%

Officials: Bob Trammell, Metta Roberts, Eric Koch
Technical fouls: TEXAS A&M-None. Kentucky-None.
Attendance: 5669

Score by periods	1st	2nd	3rd	4th	Total
TEXAS A&M	11	23	16	27	77
Kentucky	17	16	16	19	68

Last FG - TAMU 4th-00:47, UK 4th-01:45.
Largest lead - TAMU by 9 4th-00:15, UK by 9 2nd-05:56.
TAMU led for 10:06, UK led for 27:12. Game was tied for 02:11.

Notables: The loss snapped a 15-game winning streak inside Memorial Coliseum for Kentucky and marked the first loss in the building this season ... Despite leading for a majority of the contest (27:12), a 3-pointer from TAMU's Curtyce Knox with 6:13 remaining in the game would put the Aggies up 60-58 and Kentucky would not lead the remainder of the game ... Kentucky made just two of its' last 10 field goal attempts.

18

KENTUCKY 82, GEORGIA 61 - FINAL

Jan. 15, 2017 • Lexington, Ky. (Memorial Coliseum)



Official Basketball Box Score -- Game Totals -- Final Statistics
GEORGIA vs Kentucky
01/15/17 3:02 pm at Memorial Coliseum - Lexington, KY



GEORGIA 61 • 10-8, 2-3

#	Player	Total FG-FGA	3-Ptr FG-FGA	FT-FTA	Rebounds Off Def Tot	PF	TP	A	T	Blk	Stl	Min
04	Robinson, Caliya	1-5	0-0	0-0	0 2 2	0	2	0	1	0	0	15
13	Clark, Haley	0-1	0-0	0-0	0 0 0	4	0	2	3	0	0	21
33	Engram, Mackenzie	1-9	0-2	2-2	2 3 5	3	4	1	0	3	0	19
01	Armbrister, Shanea	5-9	3-3	0-0	1 4 5	2	13	1	1	0	0	38
11	Roberts, Pachis	8-17	1-3	3-6	5 1 6	2	20	1	1	1	1	39
03	Paul, Stephanie	4-8	1-2	0-0	0 0 0	3	9	2	0	0	0	27
23	Washington, Halle	0-2	0-0	3-4	0 4 4	3	1	0	2	2	0	18
24	Costa, Simone	3-5	1-1	3-3	1 2 3	2	10	4	6	0	0	23
	Team				0 3 3							
	Totals	22-56	6-11	11-17	9 19 28	20	61	12	12	6	3	200

1st FG %: 21.4 14.3% 2nd: 4-14 28.6% 3rd: 10-13 76.9% 4th: 6-15 40.0% Game: 22-56 39.3% Deadball Rebounds 4,1
3FG %: 0-2 0.0% 3-5 60.0% 0-1 0.0% 0-2 0.0% 6-11 54.5%
FT %: 0-2 0.0% 2-2 100.0% 3-5 60.0% 6-8 75.0% 11-17 64.7%

Kentucky 82 • 12-6, 3-2

#	Player	Total FG-FGA	3-Ptr FG-FGA	FT-FTA	Rebounds Off Def Tot	PF	TP	A	T	Blk	Stl	Min
13	Akhatov, Evelyn	10-15	0-0	4-8	6 10 16	2	24	0	2	2	2	30
45	Rice, Alyssa	2-4	0-0	2-4	1 1 2	5	6	0	1	0	2	18
04	Morris, Maci	3-9	1-4	0-0	0 5 5	1	7	2	2	2	0	35
21	Murray, Taylor	4-8	0-1	6-6	1 2 3	2	14	3	0	0	1	23
25	Epps, Makayla	5-8	2-3	1-2	0 2 2	0	13	6	2	0	0	33
00	Haisel, LaShae	0-0	0-0	0-0	0 0 0	0	0	0	0	0	0	2
20	Poffenberger, Paige	0-0	0-0	0-0	0 0 0	1	0	0	0	0	0	4
22	Cann, Makenzie	4-10	3-7	0-0	2 3 5	1	11	3	2	0	0	31
32	Roper, Jaida	2-4	1-1	2-2	0 2 2	2	7	4	1	0	0	24
	Team				2 1 3							
	Totals	30-58	7-16	15-22	12 26 38	14	82	18	11	4	5	200

1st FG %: 81.4 57.1% 2nd: 9-15 60.0% 3rd: 9-14 64.3% 4th: 4-15 26.7% Game: 30-58 51.7% Deadball Rebounds 3,1
3FG %: 2-3 66.7% 2-4 50.0% 1-2 50.0% 0-0 0.0% 7-16 43.8%
FT %: 5-9 55.6% 1-1 100.0% 2-3 66.7% 7-9 77.8% 15-22 68.2%

Officials: Beverly Roberts, William Smith, Brian Garland
Technical fouls: GEORGIA-None. Kentucky-None.
Attendance: 5608

Score by periods	1st	2nd	3rd	4th	Total
GEORGIA	4	10	26	21	61
Kentucky	23	21	21	17	82

Last FG - UK 4th-00:03, UK 4th-02:45.
Largest lead - UKA None, UK by 32 3rd-09:40.
UKA led for 00:00, UK led for 39:37. Game was tied for 00:23.

Notables: Including six points from Evelyn Akhatov, the Wildcats opened the game on a 9-0 run ... UK held Georgia to just four points in the first quarter, and only 14 points in the first half which were both season lows for the Bulldogs ... Kentucky bested its largest margin of victory in conference games this season, winning by 21 points ... Kentucky had its highest number of assists in SEC action this season with 18 dimes.

17

KENTUCKY 71, ALABAMA 54 - FINAL

Jan. 12, 2017 • Tuscaloosa, Ala. (Coleman Coliseum)



Official Basketball Box Score -- Game Totals -- Final Statistics
Kentucky vs Alabama
01/12/17 7 p.m. at Tuscaloosa, Ala. (Coleman Coliseum)



Kentucky 71 • 11-6, 2-2 SEC

#	Player	Total FG-FGA	3-Ptr FG-FGA	FT-FTA	Rebounds Off Def Tot	PF	TP	A	T	Blk	Stl	Min
04	Morris, Maci	3-7	0-3	2-2	0 0 0	4	8	1	6	0	1	22
13	Akhatov, Evelyn	12-14	0-0	5-6	3 12 15	2	29	3	1	0	0	36
21	Murray, Taylor	2-5	0-2	0-0	1 3 4	2	4	4	2	0	4	30
25	Epps, Makayla	5-11	1-2	5-6	1 0 1	3	16	3	3	0	1	38
45	Rice, Alyssa	1-5	0-0	1-2	1 0 1	2	3	2	1	0	1	22
20	Poffenberger, Paige	0-1	0-0	0-0	0 4 4	2	0	0	0	0	0	6
32	Cann, Makenzie	3-7	3-6	0-2	2 4 6	1	9	0	1	0	1	30
22	Roper, Jaida	1-6	0-2	0-0	1 1 2	2	2	1	0	0	0	16
	Team				1 3 4							
	Totals	27-56	4-15	13-18	10 27 37	18	71	14	15	0	8	200

1st FG %: 61.0 60.0% 2nd: 5-21 23.8% 3rd: 8-14 57.1% 4th: 8-11 72.7% Game: 27-56 48.2% Deadball Rebounds 1
3FG %: 1-2 50.0% 0-5 0.0% 1-5 20.0% 2-3 66.7% 4-15 26.7%
FT %: 3-6 50.0% 1-2 50.0% 5-6 83.3%

Alabama 54 • 14-3, 2-2 SEC

#	Player	Total FG-FGA	3-Ptr FG-FGA	FT-FTA	Rebounds Off Def Tot	PF	TP	A	T	Blk	Stl	Min
03	Lewis, Jordan	0-6	0-1	0-0	1 2 3	2	0	3	4	0	1	28
11	Cook, Hannah	2-8	1-4	2-2	0 6 6	1	7	3	4	0	2	32
25	Knight, Meashont	3-11	0-2	3-4	1 3 4	3	9	1	3	0	1	37
20	Williams, Ashley	1-7	0-0	3-4	3 3 6	4	5	0	2	0	0	34
23	Wade, Shaquena	11-13	2-2	0-0	1 5 6	2	24	2	0	0	1	25
01	Bolton, Quanetria	2-4	0-1	1-2	0 1 1	4	5	0	1	0	0	15
05	da Silva, Alana	0-1	0-0	0-0	0 1 1	1	0	0	0	0	1	9
13	Knight, Coco	1-2	0-0	0-0	2 0 2	3	2	0	3	0	4	13
25	Knight, Ashley	1-4	0-0	0-0	2 0 2	2	2	0	1	0	0	7
	Team				0 2 2							
	Totals	21-56	3-10	9-12	10 23 33	22	54	9	18	1	10	200

1st FG %: 31.8 16.7% 2nd: 6-15 40.0% 3rd: 8-13 61.5% 4th: 4-10 40.0% Game: 21-56 37.5% Deadball Rebounds 1
3FG %: 2-4 50.0% 2-2 100.0% 0-0 0.0% 3-10 30.0%
FT %: 3-4 75.0% 5-6 83.3%

Officials: Bryan Enterline, Laura C. Morris, Roy Gulbeyan
Technical fouls: Kentucky-TEAM. Alabama-None.
Attendance: 2437

Score by periods	1st	2nd	3rd	4th	Total
Kentucky	16	11	22	22	71
Alabama	9	15	17	13	54

Last FG - UK 4th-00:45, UA 4th-01:18.
Largest lead - UK by 17 4th-01:45, UA None.
UK led for 38:03, UA led for 00:00. Game was tied for 01:57.

Notables: With help from Evelyn Akhatov's career-high 29 points, the Wildcats earned their first road win of the season to improve to 11-6 overall and 2-2 in SEC play ... Akhatov's 29 points are the most scored by a Kentucky player in an SEC road game in the Matthew Mitchell era ... The Wildcats held the Crimson Tide to just 54 points and 33 rebounds, a team which was averaging 76.4 points and 54 rebounds per game.

19

KENTUCKY 55, LSU 42 - FINAL

Jan. 20, 2017 • Baton Rouge, La. (Maravich Center)



Official Basketball Box Score -- Game Totals -- Final Statistics
Kentucky vs LSU
01/19/17 7:00 pm at Baton Rouge, LA (Maravich Center)



Kentucky 55 • 13-6 (4-2 SEC)

#	Player	Total FG-FGA	3-Ptr FG-FGA	FT-FTA	Rebounds Off Def Tot	PF	TP	A	T	Blk	Stl	Min
13	Akhatov, Evelyn	r 10-15	0-0	0-4	4 7 11	4	20	0	2	0	1	33
45	Rice, Alyssa	0-2	0-0	0-0	0 2 2	3	0	0	1	0	0	18
04	Morris, Maci	g 2-12	1-5	3-3	0 3 3	2	8	0	2	2	2	33
21	Murray, Taylor	g 4-8	0-3	3-4	2 11 13	0	11	5	2	1	3	37
25	Epps, Makayla	g 4-8	0-2	1-2	1 5 6	0	9	1	3	0	1	37
20	Poffenberger, Paige	0-0	0-0	0-0	0 0 0	0	0	0	0	0	0	1
22	Cann, Makenzie	1-6	0-4	0-0	2 3 5	1	2	1	1	0	0	25
32	Roper, Jaida	2-5	1-2	0-0	3 0 3	0	5	1	3	0	0	16
	Team				1 1 2							
	Totals	23-56	2-16	7-13	13 32 45	10	55	8	1			



Kentucky Women's Basketball
Kentucky Combined Team Statistics (as of Jan 19, 2017)
All games



RECORD:	OVERALL	HOME	AWAY	NEUTRAL
ALL GAMES	13-6	11-2	2-4	0-0
CONFERENCE	4-2	2-1	2-1	0-0
NON-CONFERENCE	9-4	9-1	0-3	0-0

#	Player	gp-gs	min	avg	Total		3-Point		F-Throw		Rebounds								a	to	blk	stl	pts	avg
					fg-fga	fg%	3fg-fga	3fg%	ft-fa	ft%	off	def	tot	avg	pf	dq								
25	Epps, Makayla	19-19	664	34.9	120-257	.467	12-48	.250	58-77	.753	9	71	80	4.2	23	0	72	49	2	21	310	16.3		
13	Akhator, Evelyn	19-19	548	28.8	114-185	.616	0-0	.000	62-94	.660	68	136	204	10.7	49	1	18	31	17	29	290	15.3		
24	Murray, Taylor	17-17	545	32.1	77-151	.510	8-30	.267	53-65	.815	21	67	88	5.2	29	0	46	23	1	26	215	12.6		
04	Morris, Maci	19-19	624	32.8	72-216	.333	29-92	.315	39-44	.886	9	43	52	2.7	47	0	32	48	13	14	212	11.2		
22	Cann, Makenzie	19-3	554	29.2	46-129	.357	31-94	.330	11-17	.647	26	50	76	4.0	23	0	28	22	2	15	134	7.1		
45	Rice, Alyssa	19-16	414	21.8	30-83	.361	0-0	.000	12-26	.462	36	55	91	4.8	55	2	18	23	13	9	72	3.8		
15	Hardin, Jessica	13-0	180	13.8	14-45	.311	11-29	.379	7-9	.778	5	14	19	1.5	16	0	5	2	1	2	46	3.5		
32	Roper, Jaida	18-2	231	12.8	15-51	.294	3-14	.214	9-12	.750	7	10	17	0.9	17	0	25	22	0	7	42	2.3		
20	Poffenberger, Paige	12-0	78	6.5	6-17	.353	2-5	.400	0-0	.000	2	10	12	1.0	9	0	1	6	0	2	14	1.2		
00	Halsel, LaShae	5-0	8	1.6	0-2	.000	0-0	.000	0-0	.000	2	2	4	0.8	0	0	0	0	1	0	0	0.0		
11	Potter, Rachel	2-0	4	2.0	0-3	.000	0-1	.000	0-0	.000	0	0	0	0.0	1	0	0	0	0	0	0	0.0		
Team											26	52	78				5							
Total.....		19	3850		494-1139	.434	96-313	.307	251-344	.730	211	510	721	37.9	269	3	245	231	50	125	1335	70.3		
Opponents.....		19	3850		423-1137	.372	124-371	.334	166-236	.703	205	456	661	34.8	345	-	250	278	71	110	1136	59.8		

TEAM STATISTICS	UK	OPP	Date	Opponent	Score	Att.
SCORING	1335	1136	1	11/11/16	MIAMI	w 82-66 4471
Points per game	70.3	59.8	1	11/12/16	ALBANY	w 70-46 4667
Scoring margin	+10.5	-		11/17/16	NEW HAMPSHIRE	w 92-43 4793
FIELD GOALS-ATT	494-1139	423-1137		11/19/16	at Colorado	L 69-79 1507
Field goal pct	.434	.372		11/23/16	MOREHEAD STATE	w 74-47 4706
3 POINT FG-ATT	96-313	124-371		11/27/16	SAMFORD	w 80-57 4569
3-point FG pct	.307	.334		12/01/16	OKLAHOMA	w 82-68 4400
3-pt FG made per game	5.1	6.5		12/4/16	at LOUISVILLE	Lot 67-69 12245
FREE THROWS-ATT	251-344	166-236		12/9/16	MIDDLE TENNESSEE	w 61-48 4625
Free throw pct	.730	.703		12/11/16	ARIZONA STATE	Lot 71-73 13225
F-Throws made per game	13.2	8.7		12/18/16	RADFORD	w 59-36 4547
REBOUNDS	721	661		12/21/16	WASHINGTON STATE	w 69-67 4875
Rebounds per game	37.9	34.8		12/29/16	at Duke	L 54-69 4121
Rebounding margin	+3.2	-	*	01/01/17	at Tennessee	L 65-72 9709
ASSISTS	245	250	*	1/5/17	MIZZOU	w 64-62 4280
Assists per game	12.9	13.2	*	01/08/17	TEXAS A&M	L 68-77 5669
TURNOVERS	231	278	*	01/12/17	at Alabama	w 71-54 2437
Turnovers per game	12.2	14.6	*	01/15/17	GEORGIA	w 82-61 5608
Turnover margin	+2.5	-	*	01/19/17	at LSU	w 55-42 1875
Assist/turnover ratio	1.1	0.9				
STEALS	125	110				
Steals per game	6.6	5.8				
BLOCKS	50	71				
Blocks per game	2.6	3.7				
ATTENDANCE	70435	31894				
Home games-Avg/Game	13-5418	6-5316				
Neutral site-Avg/Game	-	0-0				

1 - Kentucky Classic (Memorial Coliseum - Lexington, Ky.)
* = SEC game

Score by Periods	1st	2nd	3rd	4th	OT	Totals
Kentucky	312	334	351	317	21	1335
Opponents	236	261	314	300	25	1136



Kentucky Women's Basketball
Kentucky Combined Team Statistics (as of Jan 19, 2017)
Conference games



RECORD:	OVERALL	HOME	AWAY	NEUTRAL
ALL GAMES	4-2	2-1	2-1	0-0
CONFERENCE	4-2	2-1	2-1	0-0
NON-CONFERENCE	0-0	0-0	0-0	0-0

#	Player	gp-gs	min	avg	Total		3-Point		F-Throw		Rebounds				pf	dq	a	to	blk	stl	pts	avg
					fg-fga	fg%	3fg-fga	3fg%	ft-fa	ft%	off	def	tot	avg								
13	Akhator, Evelyn	6-6	188	31.3	47-66	.712	0-0	.000	24-39	.615	23	41	64	10.7	18	0	5	8	5	8	118	19.7
25	Epps, Makayla	6-6	223	37.2	33-77	.429	5-17	.294	12-16	.750	4	18	22	3.7	6	0	19	12	0	3	83	13.8
24	Murray, Taylor	6-6	188	31.3	24-45	.533	2-10	.200	20-23	.870	6	27	33	5.5	11	0	21	7	1	11	70	11.7
04	Morris, Maci	6-6	189	31.5	18-65	.277	8-29	.276	11-12	.917	1	11	12	2.0	16	0	7	15	6	5	55	9.2
22	Cann, Makenzie	6-0	144	24.0	9-34	.265	7-26	.269	0-2	.000	9	13	22	3.7	7	0	6	5	0	1	25	4.2
32	Roper, Jaida	6-0	97	16.2	9-28	.321	3-10	.300	2-2	1.000	6	5	11	1.8	7	0	9	8	0	1	23	3.8
45	Rice, Alyssa	6-6	141	23.5	10-25	.400	0-0	.000	3-6	.500	7	13	20	3.3	20	2	5	5	3	5	23	3.8
20	Poffenberger, Paige	6-0	28	4.7	3-8	.375	2-3	.667	0-0	.000	0	4	4	0.7	6	0	0	3	0	1	8	1.3
00	Haisel, LaShae	1-0	2	2.0	0-0	.000	0-0	.000	0-0	.000	0	0	0	0.0	0	0	0	0	0	0	0	0.0
Team											4	18	22					3				
Total.....		6	1200		153-348	.440	27-95	.284	72-100	.720	60	150	210	35.0	91	2	72	66	15	35	405	67.5
Opponents.....		6	1200		137-343	.399	33-83	.398	61-81	.753	60	145	205	34.2	106	-	74	78	16	37	368	61.3

TEAM STATISTICS	UK	OPP
SCORING	405	368
Points per game	67.5	61.3
Scoring margin	+6.2	-
FIELD GOALS-ATT	153-348	137-343
Field goal pct	.440	.399
3 POINT FG-ATT	27-95	33-83
3-point FG pct	.284	.398
3-pt FG made per game	4.5	5.5
FREE THROWS-ATT	72-100	61-81
Free throw pct	.720	.753
F-Throws made per game	12.0	10.2
REBOUNDS	210	205
Rebounds per game	35.0	34.2
Rebounding margin	+0.8	-
ASSISTS	72	74
Assists per game	12.0	12.3
TURNOVERS	66	78
Turnovers per game	11.0	13.0
Turnover margin	+2.0	-
Assist/turnover ratio	1.1	0.9
STEALS	35	37
Steals per game	5.8	6.2
BLOCKS	15	16
Blocks per game	2.5	2.7
ATTENDANCE	15557	14021
Home games-Avg/Game	3-5186	3-4674
Neutral site-Avg/Game	-	0-0

Date	Opponent		Score	Att.
* 01/01/17	at Tennessee	L	65-72	9709
* 1/5/17	MIZZOU	W	64-62	4280
* 01/08/17	TEXAS A&M	L	68-77	5669
* 01/12/17	at Alabama	W	71-54	2437
* 01/15/17	GEORGIA	W	82-61	5608
* 01/19/17	at LSU	W	55-42	1875

1 - Kentucky Classic (Memorial Coliseum - Lexington, Ky.)
* = SEC game

Score by Periods	1st	2nd	3rd	4th	Totals
Kentucky	95	95	112	103	405
Opponents	65	80	104	119	368



Kentucky Women's Basketball
Kentucky Combined Team Statistics (as of Jan 19, 2017)
Last 5 Games



RECORD:	OVERALL	HOME	AWAY	NEUTRAL
ALL GAMES	4-1	2-1	2-0	0-0
CONFERENCE	4-1	2-1	2-0	0-0
NON-CONFERENCE	0-0	0-0	0-0	0-0

#	Player	gp-gs	min	avg	Total		3-Point		F-Throw		Rebounds				pf	dq	a	to	blk	stl	pts	avg
					fg-fga	fg%	3fg-fga	3fg%	ft-fa	ft%	off	def	tot	avg								
13	Akhator, Evelyn	5-5	163	32.6	42-61	.689	0-0	.000	23-37	.622	19	35	54	10.8	15	0	5	8	5	7	107	21.4
25	Epps, Makayla	5-5	184	36.8	30-64	.469	5-13	.385	10-14	.714	4	14	18	3.6	6	0	17	11	0	3	75	15.0
24	Murray, Taylor	5-5	150	30.0	16-34	.471	2-10	.200	13-15	.867	5	22	27	5.4	10	0	19	7	1	9	47	9.4
04	Morris, Maci	5-5	150	30.0	13-44	.295	6-20	.300	8-9	.889	1	9	10	2.0	13	0	6	12	5	3	40	8.0
22	Cann, Makenzie	5-0	129	25.8	9-31	.290	7-24	.292	0-2	.000	9	11	20	4.0	5	0	6	5	0	1	25	5.0
32	Roper, Jaida	5-0	88	17.6	8-25	.320	3-9	.333	2-2	1.000	6	5	11	2.2	5	0	8	7	0	1	21	4.2
45	Rice, Alyssa	5-5	109	21.8	7-18	.389	0-0	.000	3-6	.500	3	10	13	2.6	16	2	4	5	3	4	17	3.4
20	Poffenberger, Paige	5-0	25	5.0	3-8	.375	2-3	.667	0-0	.000	0	4	4	0.8	4	0	0	3	0	1	8	1.6
00	Haisel, LaShae	1-0	2	2.0	0-0	.000	0-0	.000	0-0	.000	0	0	0	0.0	0	0	0	0	0	0	0	0.0
Team											4	15	19					3				
Total.....		5	1000		128-285	.449	25-79	.316	59-85	.694	51	125	176	35.2	74	2	65	61	14	29	340	68.0
Opponents.....		5	1000		110-283	.389	28-67	.418	48-65	.738	50	116	166	33.2	93	-	56	69	14	35	296	59.2

TEAM STATISTICS	UK	OPP
SCORING	340	296
Points per game	68.0	59.2
Scoring margin	+8.8	-
FIELD GOALS-ATT	128-285	110-283
Field goal pct	.449	.389
3 POINT FG-ATT	25-79	28-67
3-point FG pct	.316	.418
3-pt FG made per game	5.0	5.6
FREE THROWS-ATT	59-85	48-65
Free throw pct	.694	.738
F-Throws made per game	11.8	9.6
REBOUNDS	176	166
Rebounds per game	35.2	33.2
Rebounding margin	+2.0	-
ASSISTS	65	56
Assists per game	13.0	11.2
TURNOVERS	61	69
Turnovers per game	12.2	13.8
Turnover margin	+1.6	-
Assist/turnover ratio	1.1	0.8
STEALS	29	35
Steals per game	5.8	7.0
BLOCKS	14	14
Blocks per game	2.8	2.8
ATTENDANCE	15557	4312
Home games-Avg/Game	3-5186	2-2156
Neutral site-Avg/Game	-	0-0

Date	Opponent		Score	Att.
* 1/5/17	MIZZOU	w	64-62	4280
* 01/08/17	TEXAS A&M	L	68-77	5669
* 01/12/17	at Alabama	w	71-54	2437
* 01/15/17	GEORGIA	w	82-61	5608
* 01/19/17	at LSU	w	55-42	1875

1 - Kentucky Classic (Memorial Coliseum - Lexington, Ky.)

* = SEC game

Score by Periods	1st	2nd	3rd	4th	Totals
Kentucky	81	80	95	84	340
Opponents	45	64	88	99	296



Kentucky Women's Basketball
Kentucky Season Schedule/Results & Leaders (as of Jan 19, 2017)
All games



RECORD:	OVERALL	HOME	AWAY	NEUTRAL
ALL GAMES	13-6	11-2	2-4	0-0
CONFERENCE	4-2	2-1	2-1	0-0
NON-CONFERENCE	9-4	9-1	0-3	0-0

Date	Opponent	Score	Att.	High Points	High Rebounds
11/11/16	1MIAMI	w 82-66	4471	(29)Epps, Makayla	(10)Akhator, Evelyn
11/12/16	1ALBANY	w 70-46	4667	(28)Akhator, Evelyn	(13)Akhator, Evelyn
11/17/16	NEW HAMPSHIRE	w 92-43	4793	(20)Cann, Makenzie	(11)Akhator, Evelyn
11/19/16	at Colorado	69-79 L	1507	(14)Murray, Taylor (14)Epps, Makayla (14)Morris, Maci	(14)Akhator, Evelyn
11/23/16	MOREHEAD STATE	w 74-47	4706	(18)Epps, Makayla (18)Murray, Taylor	(9)Akhator, Evelyn
11/27/16	SAMFORD	w 80-57	4569	(20)Epps, Makayla	(13)Akhator, Evelyn
12/01/16	OKLAHOMA	w 82-68	4400	(30)Epps, Makayla	(8)Morris, Maci
12/4/16	at LOUISVILLE	67-69 Lot	12245	(22)Epps, Makayla	(16)Epps, Makayla
12/9/16	MIDDLE TENNESSEE	w 61-48	4625	(16)Murray, Taylor	(12)Akhator, Evelyn
12/11/16	ARIZONA STATE	71-73 Lot	13225	(29)Morris, Maci	(12)Akhator, Evelyn
12/18/16	RADFORD	w 59-36	4547	(13)Epps, Makayla (13)Akhator, Evelyn	(9)Rice, Alyssa
12/21/16	WASHINGTON STATE	w 69-67	4875	(20)Epps, Makayla	(13)Akhator, Evelyn
12/29/16	at Duke	54-69 L	4121	(18)Murray, Taylor	(15)Akhator, Evelyn
01/01/17	*at Tennessee	65-72 L	9709	(23)Murray, Taylor	(10)Akhator, Evelyn
1/5/17	*MIZZOU	w 64-62	4280	(17)Epps, Makayla	(8)Akhator, Evelyn
01/08/17	*TEXAS A&M	68-77 L	5669	(20)Akhator, Evelyn (20)Epps, Makayla	(4)Murray, Taylor (4)Akhator, Evelyn (4)Epps, Makayla
01/12/17	*at Alabama	w 71-54	2437	(29)Akhator, Evelyn	(15)Akhator, Evelyn
01/15/17	*GEORGIA	w 82-61	5608	(24)Akhator, Evelyn	(16)Akhator, Evelyn
01/19/17	*at LSU	w 55-42	1875	(20)Akhator, Evelyn	(13)Murray, Taylor

1 - Kentucky Classic (Memorial Coliseum - Lexington, Ky.)

* = SEC game

Attendance Summary	Games	Attend	Avg/Game
Home	13	70435	5418
Away	6	31894	5316
Neutral	0	0	0
Total	19	102329	5386



Kentucky Women's Basketball
Kentucky Points-Rebounds-Assists (as of Jan 19, 2017)
All games



Opponent	Date	Score	00 HALSEL,LAS	04 MORRIS,MAC	11 POTTER,RAC	13 AKHATOR,EV	15 HARDIN,JES	20 POFFENBERG	22 CANN,MAKEN
MIAMI	11/11/16	82-66 w	DNP	11-2-2	DNP	18-10-1	5-3-0	DNP	7-7-2
ALBANY	11/12/16	70-46 w	0-0-0	8-4-2	DNP	28-13-0	6-5-0	0-1-0	8-4-1
NEW HAMPSHIRE	11/17/16	92-43 w	0-0-0	10-1-1	0-0-0	17-11-3	11-0-1	2-3-0	20-5-4
at Colorado	11/19/16	69-79 L	DNP	14-4-2	DNP	12-14-1	0-2-0	DNP	5-3-1
MOREHEAD STATE	11/23/16	74-47 w	0-1-0	14-6-1	DNP	11-9-0	2-0-0	0-0-0	7-7-1
SAMFORD	11/27/16	80-57 w	DNP	8-1-3	DNP	15-13-4	8-4-1	DNP	12-1-1
OKLAHOMA	12/01/16	82-68 w	DNP	19-8-1	DNP	11-6-1	3-1-1	DNP	10-4-3
at LOUISVILLE	12/4/16	67-69 L	DNP	10-3-0	DNP	8-5-1	3-0-0	DNP	3-4-1
MIDDLE TENNESSEE	12/9/16	61-48 w	DNP	2-3-3	DNP	13-12-0	0-2-0	DNP	6-1-3
ARIZONA STATE	12/11/16	71-73 L	DNP	29-1-3	DNP	6-12-0	0-1-1	DNP	6-1-0
RADFORD	12/18/16	59-36 w	0-3-0	7-2-4	0-0-0	13-7-0	2-1-1	2-3-1	11-7-1
WASHINGTON STATE	12/21/16	69-67 w	DNP	14-2-3	DNP	19-13-1	3-0-0	2-1-0	9-6-3
at Duke	12/29/16	54-69 L	DNP	11-3-0	DNP	1-15-1	3-0-0	0-0-0	5-4-1
at Tennessee	01/01/17	65-72 L	DNP	15-2-1	DNP	11-10-0	DNP	0-0-0	0-2-0
MIZZOU	1/5/17	64-62 w	DNP	11-0-2	DNP	14-8-0	DNP	3-0-0	3-2-1
TEXAS A&M	01/08/17	68-77 L	DNP	6-2-1	DNP	20-4-2	DNP	5-0-0	0-2-1
at Alabama	01/12/17	71-54 w	DNP	8-0-1	DNP	29-15-3	DNP	0-4-0	9-6-0
GEORGIA	01/15/17	82-61 w	0-0-0	7-5-2	DNP	24-16-0	DNP	0-0-0	11-5-3
at LSU	01/19/17	55-42 w	DNP	8-3-0	DNP	20-11-0	DNP	0-0-0	2-5-1

Opponent	Date	Score	24 MURRAY,TAY	25 EPPS,MAKAY	32 ROPER,JAID	45 RICE,ALYSS
MIAMI	11/11/16	82-66 w	8-4-3	29-3-5	0-0-1	4-3-0
ALBANY	11/12/16	70-46 w	4-3-3	8-2-6	0-0-1	8-7-2
NEW HAMPSHIRE	11/17/16	92-43 w	6-3-2	14-2-5	2-1-6	10-7-0
at Colorado	11/19/16	69-79 L	14-6-2	14-1-4	4-1-0	6-4-2
MOREHEAD STATE	11/23/16	74-47 w	18-8-2	18-3-9	2-0-0	2-6-1
SAMFORD	11/27/16	80-57 w	15-5-1	20-5-2	0-0-0	2-5-0
OKLAHOMA	12/01/16	82-68 w	9-6-3	30-3-5	0-0-0	0-4-2
at LOUISVILLE	12/4/16	67-69 L	21-5-1	22-16-6	DNP	0-5-0
MIDDLE TENNESSEE	12/9/16	61-48 w	16-7-3	13-3-3	7-3-3	4-6-0
ARIZONA STATE	12/11/16	71-73 L	16-4-4	14-7-2	0-0-0	0-2-1
RADFORD	12/18/16	59-36 w	DNP	13-5-1	2-1-4	9-9-3
WASHINGTON STATE	12/21/16	69-67 w	DNP	20-5-3	0-0-1	2-8-1
at Duke	12/29/16	54-69 L	18-4-1	12-3-2	2-0-0	2-5-1
at Tennessee	01/01/17	65-72 L	23-6-2	8-4-2	2-0-1	6-7-1
MIZZOU	1/5/17	64-62 w	7-3-2	17-5-5	5-3-2	4-4-2
TEXAS A&M	01/08/17	68-77 L	11-4-5	20-4-2	2-1-0	4-4-0
at Alabama	01/12/17	71-54 w	4-4-4	16-1-3	2-2-1	3-1-2
GEORGIA	01/15/17	82-61 w	14-3-3	13-2-6	7-2-4	6-2-0
at LSU	01/19/17	55-42 w	11-13-5	9-6-1	5-3-1	0-2-0



Kentucky Women's Basketball
Kentucky Game-by-Game Highs (as of Jan 19, 2017)
All games



Opponent	Date	Score	Points	Rebounds	Assists	Steals	Blocked shots
MIAMI	11/11/16	82-66	29-Epps, Makayla	10-Akhator, Evelyn	5-Epps, Makayla	3-Epps, Makayla Murray, Taylor Cann, Makenzie	2-Akhator, Evelyn
ALBANY	11/12/16	70-46	28-Akhator, Evelyn	13-Akhator, Evelyn	6-Epps, Makayla	2-Morris, Maci	4-Akhator, Evelyn
NEW HAMPSHIRE	11/17/16	92-43	20-Cann, Makenzie	11-Akhator, Evelyn	6-Roper, Jaida	3-Epps, Makayla	1-Akhator, Evelyn
at Colorado	11/19/16	69-79	14-Morris, Maci Epps, Makayla Murray, Taylor	14-Akhator, Evelyn	4-Epps, Makayla	2-Epps, Makayla Cann, Makenzie	1-Morris, Maci Akhator, Evelyn
MOREHEAD STATE	11/23/16	74-47	18-Murray, Taylor Epps, Makayla	9-Akhator, Evelyn	9-Epps, Makayla	2-Murray, Taylor	2-Rice, Alyssa
SAMFORD	11/27/16	80-57	20-Epps, Makayla	13-Akhator, Evelyn	4-Akhator, Evelyn	1-Cann, Makenzie Akhator, Evelyn Morris, Maci Hardin, Jessica	2-Rice, Alyssa
OKLAHOMA	12/01/16	82-68	30-Epps, Makayla	8-Morris, Maci	5-Epps, Makayla	3-Murray, Taylor	1-Cann, Makenzie Epps, Makayla
at LOUISVILLE	12/4/16	67-69	22-Epps, Makayla	16-Epps, Makayla	6-Epps, Makayla	3-Epps, Makayla	1-Rice, Alyssa Morris, Maci
MIDDLE TENNESSEE	12/9/16	61-48	16-Murray, Taylor	12-Akhator, Evelyn	3-Roper, Jaida Murray, Taylor Cann, Makenzie Morris, Maci Epps, Makayla	3-Murray, Taylor	1-Rice, Alyssa Akhator, Evelyn Morris, Maci Hardin, Jessica
ARIZONA STATE	12/11/16	71-73	29-Morris, Maci	12-Akhator, Evelyn	4-Murray, Taylor	2-Akhator, Evelyn	None
RADFORD	12/18/16	59-36	13-Akhator, Evelyn Epps, Makayla	9-Rice, Alyssa	4-Roper, Jaida Morris, Maci	2-Roper, Jaida Akhator, Evelyn	2-Rice, Alyssa
WASHINGTON STATE	12/21/16	69-67	20-Epps, Makayla	13-Akhator, Evelyn	3-Cann, Makenzie Epps, Makayla Morris, Maci	3-Akhator, Evelyn	1-Epps, Makayla Akhator, Evelyn
at Duke	12/29/16	54-69	18-Murray, Taylor	15-Akhator, Evelyn	2-Epps, Makayla	5-Cann, Makenzie	1-Rice, Alyssa Morris, Maci
at Tennessee	01/01/17	65-72	23-Murray, Taylor	10-Akhator, Evelyn	2-Murray, Taylor Epps, Makayla	2-Morris, Maci Murray, Taylor	1-Morris, Maci
MIZZOU	1/5/17	64-62	17-Epps, Makayla	8-Akhator, Evelyn	5-Epps, Makayla	1-Rice, Alyssa Akhator, Evelyn Epps, Makayla	1-Rice, Alyssa
TEXAS A&M	01/08/17	68-77	20-Epps, Makayla Akhator, Evelyn	4-Rice, Alyssa Epps, Makayla Akhator, Evelyn Murray, Taylor	5-Murray, Taylor	3-Akhator, Evelyn	3-Akhator, Evelyn
at Alabama	01/12/17	71-54	29-Akhator, Evelyn	15-Akhator, Evelyn	4-Murray, Taylor	4-Murray, Taylor	None
GEORGIA	01/15/17	82-61	24-Akhator, Evelyn	16-Akhator, Evelyn	6-Epps, Makayla	2-Akhator, Evelyn Rice, Alyssa	2-Akhator, Evelyn Morris, Maci
at LSU	01/19/17	55-42	20-Akhator, Evelyn	13-Murray, Taylor	5-Murray, Taylor	3-Murray, Taylor	2-Morris, Maci



Kentucky Women's Basketball
Kentucky Team Game-by-Game Comparison (as of Jan 19, 2017)
All games



Opponent	1st	2nd	Score	Mar	Total FG	FG Pct	3-Pointers	3FG Pct	Free Throws	FT Pct	Rebounds	Assist	T/Over	Block	Steal	Fouls
MIAMI	38/29	44/37	82-66	+16	31-64/26-63	.484/.413	8-18/10-30	.444/.333	12-21/4-6	.571/.667	39/33 +6	14/16	11/18	4/1	11/6	12/19
ALBANY	36/19	34/27	70-46	+24	22-58/17-67	.379/.254	5-19/4-19	.263/.211	21-26/8-12	.808/.667	44/40 +4	15/9	12/15	6/7	7/3	19/21
NEW HAMPSHIRE	44/20	48/23	92-43	+49	36-69/15-62	.522/.242	12-25/6-21	.480/.286	8-10/7-10	.800/.700	39/35 +4	22/9	5/14	1/5	6/0	10/14
Colorado	35/37	34/42	69-79	(10)	26-57/33-78	.456/.423	5-17/7-26	.294/.269	12-21/6-8	.571/.750	41/39 +2	12/19	17/7	2/5	5/11	13/19
MOREHEAD STATE	33/19	41/28	74-47	+27	30-70/13-57	.429/.228	3-15/8-20	.200/.400	11-15/13-14	.733/.929	46/34 +12	14/10	9/16	3/6	5/4	10/20
SAMFORD	41/17	39/40	80-57	+23	27-52/21-50	.519/.420	2-10/10-24	.200/.417	24-31/5-7	.774/.714	36/21 +15	12/12	6/13	3/1	4/2	12/22
OKLAHOMA	37/39	45/29	82-68	+14	29-59/25-61	.492/.410	7-16/11-30	.438/.367	17-20/7-15	.850/.467	34/35 (1)	16/19	11/17	2/6	9/2	12/18
LOUISVILLE	26/30	30/26	67-69	(2)	24-57/27-74	.421/.365	5-17/6-23	.294/.261	14-20/9-20	.700/.450	40/49 (9)	9/19	19/12	2/3	8/8	23/22
MIDDLE TENNESSEE	35/31	26/17	61-48	+13	24-58/17-49	.414/.347	0-9/6-19	.000/.316	13-17/8-10	.765/.800	44/22 +22	15/12	15/14	4/2	4/5	13/18
ARIZONA STATE	31/24	30/37	71-73	(2)	28-62/28-67	.452/.418	4-16/5-17	.250/.294	11-12/12-15	.917/.800	32/41 (9)	11/17	14/15	0/3	5/6	13/16
RADFORD	30/14	29/22	59-36	+23	24-65/14-53	.369/.264	5-19/2-20	.263/.100	6-10/6-9	.600/.667	43/35 +8	15/7	10/19	4/7	5/5	12/15
WASHINGTON STATE	38/36	31/31	69-67	+2	22-60/26-63	.367/.413	8-21/10-26	.381/.385	17-23/5-11	.739/.455	37/38 (1)	12/12	18/19	2/5	6/9	14/21
Duke	32/37	22/32	54-69	(15)	18-60/24-50	.300/.480	5-16/6-13	.313/.462	13-18/15-18	.722/.833	36/34 +2	6/15	18/21	2/4	15/12	15/14
Tennessee	29/36	36/36	65-72	(7)	25-63/27-60	.397/.450	2-16/5-16	.125/.313	13-15/13-16	.867/.813	34/39 (5)	7/18	5/9	1/2	6/2	17/13
MIZZOU	34/21	30/41	64-62	+2	22-56/23-57	.393/.404	9-19/11-29	.474/.379	11-18/5-7	.611/.714	30/37 (7)	14/15	9/14	1/2	3/5	14/19
TEXAS A&M	33/34	35/43	68-77	(9)	26-59/26-59	.441/.441	3-13/7-15	.231/.467	13-14/18-21	.929/.857	26/38 (12)	11/14	11/13	6/2	6/8	18/14
Alabama	27/24	44/30	71-54	+17	27-56/21-56	.482/.375	4-15/3-10	.267/.300	13-18/9-12	.722/.750	37/33 +4	14/9	15/18	0/1	8/10	18/22
GEORGIA	44/14	38/47	82-61	+21	30-58/22-56	.517/.393	7-16/6-11	.438/.545	15-22/11-17	.682/.647	38/28 +10	18/12	11/12	4/6	5/3	14/20
LSU	23/16	32/26	55-42	+13	23-56/18-55	.411/.327	2-16/1-2	.125/.500	7-13/5-8	.538/.625	45/30 +15	8/6	15/12	3/3	7/9	10/18

Note: Game totals are displayed in the format TEAM/OPPONENT for each category



Kentucky Women's Basketball
Kentucky Team Game-by-Game (as of Jan 19, 2017)
All games



TEAM STATISTICS

Opponent	Date	Score		Total		3-Pointers		Free throws		Rebounds				pf	a	t/o	blk	stl	pts	avg
				fg-fga	pct	3fg-fga	pct	ft-fta	pct	off	def	tot	avg							
MIAMI	11/11/16	82-66	W	31-64	.484	8-18	.444	12-21	.571	12	27	39	39.0	12	14	11	4	11	82	82.0
ALBANY	11/12/16	70-46	W	22-58	.379	5-19	.263	21-26	.808	13	31	44	41.5	19	15	12	6	7	70	76.0
NEW HAMPSHIRE	11/17/16	92-43	W	36-69	.522	12-25	.480	8-10	.800	10	29	39	40.7	10	22	5	1	6	92	81.3
at Colorado	11/19/16	69-79	L	26-57	.456	5-17	.294	12-21	.571	12	29	41	40.8	13	12	17	2	5	69	78.2
MOREHEAD STATE	11/23/16	74-47	W	30-70	.429	3-15	.200	11-15	.733	11	35	46	41.8	10	14	9	3	5	74	77.4
SAMFORD	11/27/16	80-57	W	27-52	.519	2-10	.200	24-31	.774	9	27	36	40.8	12	12	6	3	4	80	77.8
OKLAHOMA	12/01/16	82-68	W	29-59	.492	7-16	.438	17-20	.850	8	26	34	39.9	12	16	11	2	9	82	78.4
at LOUISVILLE	12/4/16	67-69	Lot	24-57	.421	5-17	.294	14-20	.700	8	32	40	39.9	23	9	19	2	8	67	77.0
MIDDLE TENNESSEE	12/9/16	61-48	W	24-58	.414	0-9	.000	13-17	.765	18	26	44	40.3	13	15	15	4	4	61	75.2
ARIZONA STATE	12/11/16	71-73	Lot	28-62	.452	4-16	.250	11-12	.917	7	25	32	39.5	13	11	14	0	5	71	74.8
RADFORD	12/18/16	59-36	W	24-65	.369	5-19	.263	6-10	.600	14	29	43	39.8	12	15	10	4	5	59	73.4
WASHINGTON STATE	12/21/16	69-67	W	22-60	.367	8-21	.381	17-23	.739	14	23	37	39.6	14	12	18	2	6	69	73.0
at Duke	12/29/16	54-69	L	18-60	.300	5-16	.313	13-18	.722	15	21	36	39.3	15	6	18	2	15	54	71.5
at Tennessee	01/01/17	65-72	L	25-63	.397	2-16	.125	13-15	.867	9	25	34	38.9	17	7	5	1	6	65	71.1
MIZZOU	1/5/17	64-62	W	22-56	.393	9-19	.474	11-18	.611	8	22	30	38.3	14	14	9	1	3	64	70.6
TEXAS A&M	01/08/17	68-77	L	26-59	.441	3-13	.231	13-14	.929	8	18	26	37.6	18	11	11	6	6	68	70.4
at Alabama	01/12/17	71-54	W	27-56	.482	4-15	.267	13-18	.722	10	27	37	37.5	18	14	15	0	8	71	70.5
GEORGIA	01/15/17	82-61	W	30-58	.517	7-16	.438	15-22	.682	12	26	38	37.6	14	18	11	4	5	82	71.1
at LSU	01/19/17	55-42	W	23-56	.411	2-16	.125	7-13	.538	13	32	45	37.9	10	8	15	3	7	55	70.3
Kentucky		1335		494-1139	.434	96-313	.307	251-344	.730	211	510	721	37.9	269	245	231	50	125	1335	70.3
Opponents		1136		423-1137	.372	124-371	.334	166-236	.703	205	456	661	34.8	345	250	278	71	110	1136	59.8

Games played: 19
Points/game: 70.3
FG Pct: 43.4
3FG Pct: 30.7
FT Pct: 73.0

Rebounds/game: 37.9
Assists/game: 12.9
Turnovers/game: 12.2
Assist/turnover ratio: 1.1
Steals/game: 6.6
Blocks/game: 2.6



Kentucky Women's Basketball
Kentucky Opponent Game-by-Game (as of Jan 19, 2017)
All games



OPPONENT STATISTICS

Opponent	Date	Score		Total		3-Pointers		Free throws		Rebounds				pf	a	t/o	blk	stl	pts	avg
				fg-fga	pct	3fg-fga	pct	ft-fta	pct	off	def	tot	avg							
MIAMI	11/11/16	82-66	W	26-63	.413	10-30	.333	4-6	.667	10	23	33	33.0	19	16	18	1	6	66	66.0
ALBANY	11/12/16	70-46	W	17-67	.254	4-19	.211	8-12	.667	16	24	40	36.5	21	9	15	7	3	46	56.0
NEW HAMPSHIRE	11/17/16	92-43	W	15-62	.242	6-21	.286	7-10	.700	12	23	35	36.0	14	9	14	5	0	43	51.7
at Colorado	11/19/16	69-79	L	33-78	.423	7-26	.269	6-8	.750	17	22	39	36.8	19	19	7	5	11	79	58.5
MOREHEAD STATE	11/23/16	74-47	W	13-57	.228	8-20	.400	13-14	.929	6	28	34	36.2	20	10	16	6	4	47	56.2
SAMFORD	11/27/16	80-57	W	21-50	.420	10-24	.417	5-7	.714	2	19	21	33.7	22	12	13	1	2	57	56.3
OKLAHOMA	12/01/16	82-68	W	25-61	.410	11-30	.367	7-15	.467	13	22	35	33.9	18	19	17	6	2	68	58.0
at LOUISVILLE	12/4/16	67-69	Lot	27-74	.365	6-23	.261	9-20	.450	21	28	49	35.8	22	19	12	3	8	69	59.4
MIDDLE TENNESSEE	12/9/16	61-48	W	17-49	.347	6-19	.316	8-10	.800	7	15	22	34.2	18	12	14	2	5	48	58.1
ARIZONA STATE	12/11/16	71-73	Lot	28-67	.418	5-17	.294	12-15	.800	14	27	41	34.9	16	17	15	3	6	73	59.6
RADFORD	12/18/16	59-36	W	14-53	.264	2-20	.100	6-9	.667	9	26	35	34.9	15	7	19	7	5	36	57.5
WASHINGTON STATE	12/21/16	69-67	W	26-63	.413	10-26	.385	5-11	.455	12	26	38	35.2	21	12	19	5	9	67	58.2
at Duke	12/29/16	54-69	L	24-50	.480	6-13	.462	15-18	.833	6	28	34	35.1	14	15	21	4	12	69	59.1
at Tennessee	01/01/17	65-72	L	27-60	.450	5-16	.313	13-16	.813	10	29	39	35.4	13	18	9	2	2	72	60.0
MIZZOU	1/5/17	64-62	W	23-57	.404	11-29	.379	5-7	.714	9	28	37	35.5	19	15	14	2	5	62	60.1
TEXAS A&M	01/08/17	68-77	L	26-59	.441	7-15	.467	18-21	.857	15	23	38	35.6	14	14	13	2	8	77	61.2
at Alabama	01/12/17	71-54	W	21-56	.375	3-10	.300	9-12	.750	10	23	33	35.5	22	9	18	1	10	54	60.8
GEORGIA	01/15/17	82-61	W	22-56	.393	6-11	.545	11-17	.647	9	19	28	35.1	20	12	12	6	3	61	60.8
at LSU	01/19/17	55-42	W	18-55	.327	1-2	.500	5-8	.625	7	23	30	34.8	18	6	12	3	9	42	59.8
Opponents		1136		423-1137	.372	124-371	.334	166-236	.703	205	456	661	34.8	345	250	278	71	110	1136	59.8
Kentucky		1335		494-1139	.434	96-313	.307	251-344	.730	211	510	721	37.9	269	245	231	50	125	1335	70.3

Games played: 19
Points/game: 59.8
FG Pct: 37.2
3FG Pct: 33.4
FT Pct: 70.3

Rebounds/game: 34.8
Assists/game: 13.2
Turnovers/game: 14.6
Assist/turnover ratio: 0.9
Steals/game: 5.8
Blocks/game: 3.7



Kentucky Women's Basketball
Kentucky Team High/Low Analysis (as of Jan 19, 2017)
All games



Kentucky - TEAM GAME HIGHS

POINTS	92	NEW HAMPSHIRE (11/17/16)
	82	GEORGIA (01/15/17)
	82	OKLAHOMA (12/01/16)
	82	MIAMI (11/11/16)
	80	SAMFORD (11/27/16)
FIELD GOALS MADE	36	NEW HAMPSHIRE (11/17/16)
	31	MIAMI (11/11/16)
FIELD GOAL ATTEMPTS	70	MOREHEAD STATE (11/23/16)
	69	NEW HAMPSHIRE (11/17/16)
FIELD GOAL PERCENTAGE	.522 (36-69)	NEW HAMPSHIRE (11/17/16)
	.519 (27-52)	SAMFORD (11/27/16)
3 PT FIELD GOALS MADE	12	NEW HAMPSHIRE (11/17/16)
	9	MIZZOU (1/5/17)
3 PT FG ATTEMPTS	25	NEW HAMPSHIRE (11/17/16)
	21	WASHINGTON STATE (12/21/16)
3 PT FG PERCENTAGE	.480 (12-25)	NEW HAMPSHIRE (11/17/16)
	.474 (9-19)	MIZZOU (1/5/17)
FREE THROWS MADE	24	SAMFORD (11/27/16)
	21	ALBANY (11/12/16)
FREE THROW ATTEMPTS	31	SAMFORD (11/27/16)
	26	ALBANY (11/12/16)
FREE THROW PERCENTAGE	.929 (13-14)	TEXAS A&M (01/08/17)
	.917 (11-12)	ARIZONA STATE (12/11/16)
REBOUNDS	46	MOREHEAD STATE (11/23/16)
	45	at LSU (01/19/17)
ASSISTS	22	NEW HAMPSHIRE (11/17/16)
	18	GEORGIA (01/15/17)
STEALS	15	at Duke (12/29/16)
	11	MIAMI (11/11/16)
BLOCKED SHOTS	6	TEXAS A&M (01/08/17)
	6	ALBANY (11/12/16)
TURNOVERS	19	at LOUISVILLE (12/4/16)
	18	at Duke (12/29/16)
	18	WASHINGTON STATE (12/21/16)
FOULS	23	at LOUISVILLE (12/4/16)
	19	ALBANY (11/12/16)



Kentucky Women's Basketball
Kentucky High/Low Analysis (as of Jan 19, 2017)
All games



Opponent - GAME HIGHS

POINTS	79	at Colorado (11/19/16)
	77	TEXAS A&M (01/08/17)
	73	ARIZONA STATE (12/11/16)
	72	at Tennessee (01/01/17)
	69	at Duke (12/29/16)
	69	at LOUISVILLE (12/4/16)
FIELD GOALS MADE	33	at Colorado (11/19/16)
	28	ARIZONA STATE (12/11/16)
FIELD GOAL ATTEMPTS	78	at Colorado (11/19/16)
	74	at LOUISVILLE (12/4/16)
FIELD GOAL PERCENTAGE	.480 (24-50)	at Duke (12/29/16)
	.450 (27-60)	at Tennessee (01/01/17)
3 PT FIELD GOALS MADE	11	MIZZOU (1/5/17)
	11	OKLAHOMA (12/01/16)
3 PT FG ATTEMPTS	30	OKLAHOMA (12/01/16)
	30	MIAMI (11/11/16)
3 PT FG PERCENTAGE	.545 (6-11)	GEORGIA (01/15/17)
	.500 (1-2)	at LSU (01/19/17)
FREE THROWS MADE	18	TEXAS A&M (01/08/17)
	15	at Duke (12/29/16)
FREE THROW ATTEMPTS	21	TEXAS A&M (01/08/17)
	20	at LOUISVILLE (12/4/16)
FREE THROW PERCENTAGE	.929 (13-14)	MOREHEAD STATE (11/23/16)
	.857 (18-21)	TEXAS A&M (01/08/17)
REBOUNDS	49	at LOUISVILLE (12/4/16)
	41	ARIZONA STATE (12/11/16)
ASSISTS	19	at LOUISVILLE (12/4/16)
	19	OKLAHOMA (12/01/16)
	19	at Colorado (11/19/16)
STEALS	12	at Duke (12/29/16)
	11	at Colorado (11/19/16)
BLOCKED SHOTS	7	RADFORD (12/18/16)
	7	ALBANY (11/12/16)
TURNOVERS	21	at Duke (12/29/16)
	19	WASHINGTON STATE (12/21/16)
	19	RADFORD (12/18/16)
FOULS	22	at Alabama (01/12/17)
	22	at LOUISVILLE (12/4/16)
	22	SAMFORD (11/27/16)



Kentucky Women's Basketball
Kentucky High/Low Analysis (as of Jan 19, 2017)
All games



Kentucky - GAME LOWS

POINTS	54	at Duke (12/29/16)
	55	at LSU (01/19/17)
	59	RADFORD (12/18/16)
	61	MIDDLE TENNESSEE (12/9/16)
	64	MIZZOU (1/5/17)
FIELD GOALS MADE	18	at Duke (12/29/16)
	22	ALBANY (11/12/16)
	22	WASHINGTON STATE (12/21/16)
	22	MIZZOU (1/5/17)
FIELD GOAL ATTEMPTS	52	SAMFORD (11/27/16)
	56	MIZZOU (1/5/17)
	56	at Alabama (01/12/17)
	56	at LSU (01/19/17)
FIELD GOAL PERCENTAGE	.300 (18-60)	at Duke (12/29/16)
	.367 (22-60)	WASHINGTON STATE (12/21/16)
3 PT FIELD GOALS MADE	0	MIDDLE TENNESSEE (12/9/16)
	2	SAMFORD (11/27/16)
	2	at Tennessee (01/01/17)
	2	at LSU (01/19/17)
3 PT FG ATTEMPTS	9	MIDDLE TENNESSEE (12/9/16)
	10	SAMFORD (11/27/16)
3 PT FG PERCENTAGE	.000 (0-9)	MIDDLE TENNESSEE (12/9/16)
	.125 (2-16)	at Tennessee (01/01/17)
	.125 (2-16)	at LSU (01/19/17)
FREE THROWS MADE	6	RADFORD (12/18/16)
	7	at LSU (01/19/17)
FREE THROW ATTEMPTS	10	NEW HAMPSHIRE (11/17/16)
	10	RADFORD (12/18/16)
FREE THROW PERCENTAGE	.538 (7-13)	at LSU (01/19/17)
	.571 (12-21)	MIAMI (11/11/16)
	.571 (12-21)	at Colorado (11/19/16)
REBOUNDS	26	TEXAS A&M (01/08/17)
	30	MIZZOU (1/5/17)
ASSISTS	6	at Duke (12/29/16)
	7	at Tennessee (01/01/17)
STEALS	3	MIZZOU (1/5/17)
	4	SAMFORD (11/27/16)
	4	MIDDLE TENNESSEE (12/9/16)
BLOCKED SHOTS	0	ARIZONA STATE (12/11/16)
	0	at Alabama (01/12/17)
TURNOVERS	5	NEW HAMPSHIRE (11/17/16)
	5	at Tennessee (01/01/17)
FOULS	10	NEW HAMPSHIRE (11/17/16)
	10	MOREHEAD STATE (11/23/16)
	10	at LSU (01/19/17)



Kentucky Women's Basketball
Kentucky High/Low Analysis (as of Jan 19, 2017)
All games



Opponent - GAME LOWS

POINTS	36	RADFORD (12/18/16)
	42	at LSU (01/19/17)
	43	NEW HAMPSHIRE (11/17/16)
	46	ALBANY (11/12/16)
	47	MOREHEAD STATE (11/23/16)
FIELD GOALS MADE	13	MOREHEAD STATE (11/23/16)
	14	RADFORD (12/18/16)
FIELD GOAL ATTEMPTS	49	MIDDLE TENNESSEE (12/9/16)
	50	SAMFORD (11/27/16)
	50	at Duke (12/29/16)
FIELD GOAL PERCENTAGE	.228 (13-57)	MOREHEAD STATE (11/23/16)
	.242 (15-62)	NEW HAMPSHIRE (11/17/16)
3 PT FIELD GOALS MADE	1	at LSU (01/19/17)
	2	RADFORD (12/18/16)
3 PT FG ATTEMPTS	2	at LSU (01/19/17)
	10	at Alabama (01/12/17)
3 PT FG PERCENTAGE	.100 (2-20)	RADFORD (12/18/16)
	.211 (4-19)	ALBANY (11/12/16)
FREE THROWS MADE	4	MIAMI (11/11/16)
	5	SAMFORD (11/27/16)
	5	WASHINGTON STATE (12/21/16)
	5	MIZZOU (1/5/17)
	5	at LSU (01/19/17)
FREE THROW ATTEMPTS	6	MIAMI (11/11/16)
	7	SAMFORD (11/27/16)
	7	MIZZOU (1/5/17)
FREE THROW PERCENTAGE	.450 (9-20)	at LOUISVILLE (12/4/16)
	.455 (5-11)	WASHINGTON STATE (12/21/16)
REBOUNDS	21	SAMFORD (11/27/16)
	22	MIDDLE TENNESSEE (12/9/16)
ASSISTS	6	at LSU (01/19/17)
	7	RADFORD (12/18/16)
STEALS	0	NEW HAMPSHIRE (11/17/16)
	2	SAMFORD (11/27/16)
	2	OKLAHOMA (12/01/16)
	2	at Tennessee (01/01/17)
BLOCKED SHOTS	1	MIAMI (11/11/16)
	1	SAMFORD (11/27/16)
	1	at Alabama (01/12/17)
TURNOVERS	7	at Colorado (11/19/16)
	9	at Tennessee (01/01/17)
FOULS	13	at Tennessee (01/01/17)
	14	NEW HAMPSHIRE (11/17/16)
	14	at Duke (12/29/16)
	14	TEXAS A&M (01/08/17)



Kentucky Women's Basketball
Kentucky Player High/Low Analysis (as of Jan 19, 2017)
All games



Kentucky - INDIVIDUAL GAME HIGHS

Points	30	Epps, Makayla vs OKLAHOMA (12/01/16)
	29	Akhator, Evelyn at Alabama (01/12/17)
	29	Morris, Maci vs ARIZONA STATE (12/11/16)
	29	Epps, Makayla vs MIAMI (11/11/16)
	28	Akhator, Evelyn vs ALBANY (11/12/16)
Field Goals Made	12	Akhator, Evelyn at Alabama (01/12/17)
	12	Epps, Makayla vs OKLAHOMA (12/01/16)
Field Goal Att.	21	Morris, Maci at Tennessee (01/01/17)
	19	Epps, Makayla vs TEXAS A&M (01/08/17)
	19	Epps, Makayla at LOUISVILLE (12/4/16)
	19	Epps, Makayla vs OKLAHOMA (12/01/16)
	19	Epps, Makayla vs MIAMI (11/11/16)
FG Pct (min 5 made)	1.000 (5-5)	Akhator, Evelyn at Tennessee (01/01/17)
	.857 (12-14)	Akhator, Evelyn at Alabama (01/12/17)
3-Point FG Made	6	Cann, Makenzie vs NEW HAMPSHIRE (11/17/16)
	3	Cann, Makenzie vs GEORGIA (01/15/17)
	3	Cann, Makenzie at Alabama (01/12/17)
	3	Cann, Makenzie vs WASHINGTON STATE (12/21/16)
	3	Cann, Makenzie vs RADFORD (12/18/16)
	3	Morris, Maci vs OKLAHOMA (12/01/16)
	3	Morris, Maci at Colorado (11/19/16)
	3	Hardin, Jessica vs NEW HAMPSHIRE (11/17/16)
	3	Morris, Maci vs MIAMI (11/11/16)
3-Point FG Att.	9	Morris, Maci at Tennessee (01/01/17)
	8	Cann, Makenzie vs NEW HAMPSHIRE (11/17/16)
3-Pt FG Pct (min 2 made)	1.000 (2-2)	Murray, Taylor vs MIZZOU (1/5/17)
	1.000 (2-2)	Murray, Taylor at Duke (12/29/16)
Free Throws Made	9	Akhator, Evelyn vs WASHINGTON STATE (12/21/16)
	9	Morris, Maci vs ARIZONA STATE (12/11/16)
Free Throw Att.	15	Epps, Makayla vs MIAMI (11/11/16)
	12	Akhator, Evelyn vs WASHINGTON STATE (12/21/16)
FT Pct (min 3 made)	1.000 (9-9)	Morris, Maci vs ARIZONA STATE (12/11/16)
	1.000 (8-8)	Akhator, Evelyn vs TEXAS A&M (01/08/17)
	1.000 (8-8)	Akhator, Evelyn vs ALBANY (11/12/16)
	1.000 (6-6)	Murray, Taylor vs GEORGIA (01/15/17)
	1.000 (4-4)	Morris, Maci at Duke (12/29/16)
	1.000 (4-4)	Murray, Taylor at Duke (12/29/16)
	1.000 (4-4)	Epps, Makayla vs WASHINGTON STATE (12/21/16)
	1.000 (4-4)	Murray, Taylor vs MIDDLE TENNESSEE (12/9/16)
	1.000 (4-4)	Morris, Maci vs OKLAHOMA (12/01/16)
	1.000 (4-4)	Epps, Makayla vs ALBANY (11/12/16)
	1.000 (3-3)	Morris, Maci at LSU (01/19/17)
	1.000 (3-3)	Murray, Taylor vs TEXAS A&M (01/08/17)
	1.000 (3-3)	Morris, Maci at Tennessee (01/01/17)
	1.000 (3-3)	Cann, Makenzie vs ALBANY (11/12/16)
Rebounds	16	Akhator, Evelyn vs GEORGIA (01/15/17)
	16	Epps, Makayla at LOUISVILLE (12/4/16)
Assists	9	Epps, Makayla vs MOREHEAD STATE (11/23/16)
	6	Epps, Makayla vs GEORGIA (01/15/17)
	6	Epps, Makayla at LOUISVILLE (12/4/16)
	6	Roper, Jaida vs NEW HAMPSHIRE (11/17/16)
	6	Epps, Makayla vs ALBANY (11/12/16)
Steals	5	Cann, Makenzie at Duke (12/29/16)

Blocked Shots	4	Murray, Taylor at Alabama (01/12/17)
	4	Akhator, Evelyn at Duke (12/29/16)
	4	Akhator, Evelyn vs ALBANY (11/12/16)
Turnovers	3	Akhator, Evelyn vs TEXAS A&M (01/08/17)
	7	Epps, Makayla at LOUISVILLE (12/4/16)
	6	Morris, Maci at Alabama (01/12/17)
Fouls	6	Morris, Maci vs WASHINGTON STATE (12/21/16)
	6	Epps, Makayla vs ARIZONA STATE (12/11/16)
	5	Rice, Alyssa vs GEORGIA (01/15/17)
Minutes	5	Rice, Alyssa vs TEXAS A&M (01/08/17)
	5	Akhator, Evelyn at LOUISVILLE (12/4/16)
	45	Epps, Makayla at LOUISVILLE (12/4/16)
	45	Cann, Makenzie at LOUISVILLE (12/4/16)
	44	Murray, Taylor at LOUISVILLE (12/4/16)
	42	Morris, Maci at LOUISVILLE (12/4/16)
	41	Epps, Makayla vs ARIZONA STATE (12/11/16)



Kentucky Women's Basketball
Kentucky Opponent High/Low Analysis (as of Jan 19, 2017)
All games



OPPONENT INDIVIDUAL GAME HIGHS

Points	26		Knox,Curtyce vs TEXAS A&M (01/08/17)
	26		HINES-ALLEN, Myisha at LOUISVILLE (12/4/16)
	24		Wade, Shaquera at Alabama (01/12/17)
	24		Lexie Brown at Duke (12/29/16)
	22		MICHAELIS, Sierra vs MIZZOU (1/5/17)
	22		Russell, Mercedes at Tennessee (01/01/17)
Field Goals Made	13		HINES-ALLEN, Myisha at LOUISVILLE (12/4/16)
	11		Wade, Shaquera at Alabama (01/12/17)
Field Goal Att.	22		HINES-ALLEN, Myisha at LOUISVILLE (12/4/16)
	21		Leonard, Kennedy at Colorado (11/19/16)
FG Pct (min 5 made)	.846	(11-13)	Wade, Shaquera at Alabama (01/12/17)
	.833	(5-6)	Kendall Cooper at Duke (12/29/16)
	.833	(5-6)	Oderah Chidom at Duke (12/29/16)
3-Point FG Made	6		Swedlund, Alexys vs WASHINGTON STATE (12/21/16)
	5		PETTY, Ty vs MIDDLE TENNESSEE (12/9/16)
	5		Little, Peyton vs OKLAHOMA (12/01/16)
3-Point FG Att.	12		MICHAELIS, Sierra vs MIZZOU (1/5/17)
	12		Little, Peyton vs OKLAHOMA (12/01/16)
3-Pt FG Pct (min 2 made)	1.000	(3-3)	Armbrister,Shanea vs GEORGIA (01/15/17)
	1.000	(3-3)	Knox,Curtyce vs TEXAS A&M (01/08/17)
	1.000	(2-2)	Wade, Shaquera at Alabama (01/12/17)
Free Throws Made	8		Lexie Brown at Duke (12/29/16)
	7		Knox,Curtyce vs TEXAS A&M (01/08/17)
Free Throw Att.	8		Knox,Curtyce vs TEXAS A&M (01/08/17)
	8		Lexie Brown at Duke (12/29/16)
	8		MOORE, Mariya at LOUISVILLE (12/4/16)
FT Pct (min 3 made)	1.000	(8-8)	Lexie Brown at Duke (12/29/16)
	1.000	(4-4)	Nichols,Hannah vs SAMFORD (11/27/16)
	1.000	(4-4)	WELLS, Aaliyah vs MOREHEAD STATE (11/23/16)
	1.000	(4-4)	Fogarty,Kat vs NEW HAMPSHIRE (11/17/16)
	1.000	(3-3)	MONCRIEF, Raigyne at LSU (01/19/17)
	1.000	(3-3)	Costa,Simone vs GEORGIA (01/15/17)
Rebounds	1.000	(3-3)	ROSS, Rachael vs RADFORD (12/18/16)
	13		Pierre-Louis,Vionise vs OKLAHOMA (12/01/16)
	12		Hillsman,Khaalia vs TEXAS A&M (01/08/17)
	12		McKEE, Eriel vs MOREHEAD STATE (11/23/16)
	12		Leonard, Kennedy at Colorado (11/19/16)
	9		Knox,Curtyce vs TEXAS A&M (01/08/17)
Steals	5		Lexie Brown at Duke (12/29/16)
	5		JACKSON, Briahanna at LOUISVILLE (12/4/16)
Blocked Shots	4		McKEE, Eriel vs MOREHEAD STATE (11/23/16)
	3		Engram,Mackenzie vs GEORGIA (01/15/17)
	3		NUNLEY, Sydney vs RADFORD (12/18/16)
	3		Smith, Haley at Colorado (11/19/16)
	3		Fogarty,Kat vs NEW HAMPSHIRE (11/17/16)
	3		McQUEEN, Brianna vs MOREHEAD STATE (11/23/16)
Turnovers	7		Oderah Chidom at Duke (12/29/16)
	7		WHITE, Janayla vs RADFORD (12/18/16)
	7		Hailey, Caila vs WASHINGTON STATE (12/21/16)
Fouls	5		WORTHY, Jayda vs RADFORD (12/18/16)
	5		Haines, Sabrina vs ARIZONA STATE (12/11/16)
	5		LYON, Gabby vs MIDDLE TENNESSEE (12/9/16)
	5		HINES-ALLEN, Myisha at LOUISVILLE (12/4/16)