



**SOFTBALL**

**TWENTY-SEVENTEEN MEDIA GUIDE**



# 2017 KENTUCKY SOFTBALL MEDIA GUIDE



## TABLE OF CONTENTS

Table of Contents/Media Information .....	1
2017 Television Spot/Photo Chart .....	2
2017 Roster .....	3
2017 Quick Facts.....	4
2017 Schedule .....	5
Abbey Cheek.....	6
Kelsee Henson .....	7
Brooklin Hinz.....	8
Hannah Huffman .....	9
Madison Kearschner .....	10
Rachael Metzger .....	11
Meagan Prince.....	12-13
Sarah Rainwater.....	14
Breanne Ray.....	15
Katie Reed.....	16
Erin Rethlake.....	17
Jenny Schaper .....	18
Shannon Smith .....	19
Newcomers.....	20

### COACHES

Head Coach Rachel Lawson .....	21-22
Rachel Lawson vs. All Opponents .....	23
Associate Head Coach Kristine Himes.....	24
Assistant Molly Johnson .....	25
Softball Support Staff .....	26-27

### OPPONENTS

2017 Opponents Information.....	28-29
2017 Tournament Information.....	30

### HISTORY AND RECORDS

2016 Individual Stats .....	31
2016 Game-by-Game Summary .....	32
2016 SEC Recap .....	33-34
UK vs. All Opponents .....	35
All-Time Results .....	36-43
All-Time Honors.....	44-45
Career Records .....	46-47
Single Season Records .....	48-50
Game Records .....	51
Team Records .....	52
Single Season Records by Class .....	53
Letterwinners .....	54
All-time Numbers .....	55

## MEDIA INFORMATION

### TO THE MEDIA

The 2017 University of Kentucky softball media supplement is intended to answer any questions you might have about the season. If you need additional information, special stories, pictures or have any questions, please feel free to contact us at the media relations office.

### INTERVIEWS

All interviews with UK softball student-athletes and coaches must be coordinated through the UK media relations office. UK athletes are available before or after practice, while head coach Rachel Lawson and staff are available upon request. Please make all interview requests at least 48 hours before the desired interview time to Chris Shoals at media relations.

### UK MEDIA RELATIONS INFO

**Asst. AD for Media Rel.:** Tony Neely  
**Assoc. Dirs.:** Susan Lax, Eric Lindsey  
**Asst. Dirs.:** Evan Crane, Matt May, Deb Moore, Jake Most, Chris Shoals  
**Asst. Director/Internet:** Tim Letcher  
**Director of Strat. Com.:** Guy Ramsey  
**Media Relations Asst.:** Karlie Kinner, Mike Scholze  
**Office Coordinator:** Stephanie Guy  
**Creative Director:** Brandon Kolditz  
**Asst. Multimedia Director:** Matt Taylor  
**Team Photographers:** Chet White, Britney Howard, Quinn Foster

### CONTACT INFORMATION

**Softball Contact:** Chris Shoals  
**Office Phone:** (859) 257-8437  
**Cell Phone:** (513) 312-2489  
**FAX:** (859) 323-4310  
**E-Mail:** cmsh223@uky.edu



@UKSoftball



UKSoftball



Kentucky Softball




# 2017 RADIO/TELEVISION CHART




1 • INF  
[So.]

Sarah  
**Rainwater**




2 • OF  
[Fr.]

Bailey  
**Vick**




3 • P  
[Sr.]

Shannon  
**Smith**




5 • P  
[Sr.]

Meagan  
**Prince**



6 • C  
[So.]

Jenny  
**Schaper**




7 • INF  
[Fr.]

Morgan  
**McCallum**



8 • UTL  
[Jr.]

Erin  
**Rethlake**




9 • OF  
[Sr.]

Breanne  
**Ray**




11 • UTL  
[So.]

Abbey  
**Cheek**




19 • OF  
[So.]

Kelsee  
**Henson**



21 • OF  
[So.]

Hannah  
**Huffman**




22 • INF  
[Fr.]

Kierston  
**Moore**



23 • INF  
[So.]

Katie  
**Reed**




24 • OF  
[So.]

Madison  
**Kearschner**




25 • OF  
[Jr.]

Brooklin  
**Hinz**



28 • P  
[Fr.]

Ashley  
**Ruiz**




30 • P  
[Fr.]

Larissa  
**Spellman**



33 • INF  
[Fr.]

Alex  
**Martens**




42 • INF  
[Fr.]

Brynlee  
**Bigelow**




44 • C  
[Jr.]

Rachael  
**Metzger**




88 • P  
[Fr.]

Kalia  
**Johnson**



HC (10th)

Rachel  
**Lawson**



AHC (10th)

Kristine  
**Himes**



AC (7th)

Molly  
**Johnson-Belcher**



# 2017 ALPHABETICAL/NUMERICAL ROSTER

## ALPHABETICAL ROSTER

No.	Name	Position	Class	B/T	Hometown (High School/Last College)
42	Brynlee Bigelow	IF/OF	Fr.	R/R	Somerset, Ky./Somerset Independent HS
11	Abbey Cheek	Utility	So.	R/R	Inman, S.C./Chapman HS
19	Kelsee Henson	Outfield	So.	L/L	Paducah, Ky./McCracken County HS
25	Brooklin Hinz	Outfield	Jr.	R/R	Olathe, Kan./St. Thomas Aquinas HS
21	Hannah Huffman	Outfield	So.	L/R	Lebanon, Ohio/Lebanon HS
88	Kalia Johnson	IF/OF	Fr.	R/R	Covington, Ga./Alcovy HS
24	Madison Kearschner	Outfield	So.	R/R	Louisville, Ky./Ballard HS
33	Alex Martens	Infield	Fr.	L/R	McHenry, Ill./McHenry West HS
7	Morgan McCallum	Infield	Fr.	R/R	Mesquite, Texas/Horn HS
44	Rachael Metzger	Catcher/Infield	Jr.	R/R	Bakersfield, Calif./Garces Memorial HS
22	Kierston Moore	Infield	Fr.	R/R	Marietta, Ga./Spratberry HS
5	Meagan Prince	LHP	Sr.	L/L	Martin, Tenn./Westview HS
1	Sarah Rainwater	Outfield	So.	R/R	Nicholasville, Ky./East Jessimine HS
9	Breanne Ray	Outfield	Sr.	L/L	Benton, Ky./Marshall County HS
23	Katie Reed	Infield	So.	R/R	St. Louis, Mo./Oakville HS
8	Erin Rethlake	Utility	Jr.	L/L	Huntington, Ind./Huntington HS
28	Ashley Ruiz	RHP	Fr.	R/R	Aliso Viejo, Calif./Palm Aliso Niguel HS
6	Jenny Schaper	Catcher	So.	R/R	St. Louis, Mo./Lutheran HS
3	Shannon Smith	RHP	Sr.	R/R	Milford, Mass./Milford HS
30	Larissa Spellman	RHP	Fr.	R/R	Butler, N.J./Butler HS
2	Bailey Vick	Outfield	Fr.	R/R	Paducah, Ky./McCracken Co. HS

## NUMERICAL ROSTER

No.	Name	Position	Class	B/T	Hometown (High School/Last College)
1	Sarah Rainwater	Outfield	So.	R/R	Nicholasville, Ky./East Jessimine HS
2	Bailey Vick	Outfield	Fr.	R/R	Paducah, Ky./McCracken Co. HS
3	Shannon Smith	RHP	Sr.	R/R	Milford, Mass./Milford HS
5	Meagan Prince	LHP	Sr.	L/L	Martin, Tenn./Westview HS
6	Jenny Schaper	Catcher	So.	R/R	St. Louis, Mo./Lutheran HS
7	Morgan McCallum	Infield	Fr.	R/R	Mesquite, Texas/Horn HS
8	Erin Rethlake	Utility	Jr.	L/L	Huntington, Ind./Huntington HS
9	Breanne Ray	Outfield	Sr.	L/L	Benton, Ky./Marshall County HS
11	Abbey Cheek	Utility	So.	R/R	Inman, S.C./Chapman HS
19	Kelsee Henson	Outfield	So.	L/L	Paducah, Ky./McCracken County HS
21	Hannah Huffman	Outfield	So.	L/R	Lebanon, Ohio/Lebanon HS
22	Kierston Moore	Infield	Fr.	R/R	Marietta, Ga./Spratberry HS
23	Katie Reed	Infield	So.	R/R	St. Louis, Mo./Oakville HS
24	Madison Kearschner	Outfield	So.	R/R	Louisville, Ky./Ballard HS
25	Brooklin Hinz	Outfield	Jr.	R/R	Olathe, Kan./St. Thomas Aquinas HS
28	Ashley Ruiz	RHP	Fr.	R/R	Aliso Viejo, Calif./Palm Aliso Niguel HS
30	Larissa Spellman	RHP	Fr.	R/R	Butler, N.J./Butler HS
33	Alex Martens	Infield	Fr.	L/R	McHenry, Ill./McHenry West HS
42	Brynlee Bigelow	IF/OF	Fr.	R/R	Somerset, Ky./Somerset Independent HS
44	Rachael Metzger	Catcher/Infield	Jr.	R/R	Bakersfield, Calif./Garces Memorial HS
88	Kalia Johnson	P/OF	Fr.	R/R	Covington, Ga./Alcovy HS

## COACHING STAFF

Head Coach: Rachel Lawson (10th season)  
Associate Head Coach: Kristine Himes (10th season)  
Assistant Coach: Molly Johnson (7th season)

GA: Griffin Joiner (Second season)  
GA: Sandra Simmons (First season)  
Athletic Trainer: Bri Papotto (Fourth season)



# 2017 SOFTBALL QUICK FACTS

## GENERAL INFORMATION

Location: ..... Lexington, Kentucky  
 Founded: ..... 1865  
 Enrollment: ..... 30,000  
 Nickname: ..... Wildcats  
 Colors: ..... Blue and White  
 Conference: ..... Southeastern  
 President: ..... Dr. Eli Capilouto  
 Athletic Director: ..... Mitch Barnhart

## COACHING/SUPPORT STAFF

Head Coach: ..... Rachel Lawson  
 Alma mater: ..... UMASS, 1994  
 Years at UK: ..... 10th Year  
 Record at UK: ..... 322-213, 106-124 SEC  
 Career record: ..... 414-297 (12 Years)

Assistant Coach: ..... Kristine Himes  
 Alma mater: ..... Ohio State, 2003  
 Years at UK: ..... Tenth Year

Assistant Coach: ..... Molly Johnson-Belcher  
 Alma mater: ..... Kentucky, 2010  
 Years at UK: ..... Seventh Year

Graduate Assistant: ..... Griffin Joiner  
 Alma mater: ..... Kentucky, 2015  
 Years at UK: ..... Second Year

Graduate Assistant: ..... Sandra Simmons  
 Alma mater: ..... LSU, 2016  
 Years at UK: ..... First Year

## TEAM INFORMATION

2016 Record: ..... 46-14  
 SEC record: ..... 17-7  
 SEC Finish: ..... 2nd  
 NCAA Finish: ..... Lexington Regional Finalist (3-2)  
 Final Ranking: ..... 13/11  
 Letterwinners: ..... 13 returning, 7 lost  
 Starters ..... 5 returning, 6 lost  
 Pitchers ..... 3 returning, 1 lost  
 Newcomers: ..... 7

## TOP RETURNERS

Meagan Prince (P) W-L: 21-6, 1.85 ERA, 126 Ks, 162.2 innings  
 Abbey Cheek (3B/U) .326 avg, 9 doubles, 10 HR, 52 RBI  
 Katie Reed (2B/SS) .312 avg, 34 runs, 8 doubles, 3 HR, 22 RBI  
 Brooklin Hinz (OF) .310 avg, 22 runs, 44 hits, 12 doubles, 7 HR

## NEWCOMERS (7)

Brynlee Bigelow (INF), Somerset, Ky.  
 Alex Martens (INF), McHenry, Ill.  
 Morgan McCallum (OF), Mesquite, Texas  
 Kierston Moore (1B), Marietta, Ga.  
 Ashley Ruiz (P), Aliso Viejo, Calif.  
 Larissa Spellman (P), Butler, N.J.  
 Bailey Vick (OF), Paducah, Ky.

## STADIUM INFORMATION

Stadium: ..... John Cropp Stadium  
 Capacity: ..... 1,500  
 Dimensions: ..... L-200, C-220, R-200

## MEDIA RELATIONS

Contact: ..... Chris Shoals  
 Office Phone: ..... 859.257.8437  
 Mobile Phone: ..... 513.312.2489  
 Email: ..... cmsh223@uky.edu





# 2017 KENTUCKY SOFTBALL SCHEDULE

Date	Opponent	National TV	Site	Time (ET)
Feb. 10	vs. Florida A&M^		Orlando, Fla.	10:00 a.m. ET
Feb. 10	vs. Pittsburgh^		Orlando, Fla.	12:30 p.m. ET
Feb. 11	vs. Pittsburgh^		Orlando, Fla.	10:00 a.m. ET
Feb. 11	vs. Central Florida^		Orlando, Fla.	3:30 p.m. ET
Feb. 12	vs. Florida A&M^		Orlando, Fla.	9:30 a.m. ET
Feb 15	at UCLA		Los Angeles, Calif.	10:00 p.m. ET
Feb. 17	vs. UC – Davis\$		Cathedral City, Calif.	1:00 p.m. ET
Feb. 17	vs. Oregon\$		Cathedral City, Calif.	3:30 p.m. ET
Feb. 18	vs. UCLA\$		Cathedral City, Calif.	8:30 p.m. ET
Feb. 18	vs. California State Northridge\$		Cathedral City, Calif.	11:00 p.m. ET
Feb. 24	vs. UConn%		Boca Raton, Fla.	9:00 a.m. ET
Feb. 24	vs. Florida A&M%		Boca Raton, Fla.	11:15 a.m. ET
Feb. 25	vs. Memphis%		Boca Raton, Fla.	3:45 p.m. ET
Feb. 25	vs. Florida Atlantic %		Boca Raton, Fla.	8:15 p.m. ET
Feb. 26	vs. Memphis%		Boca Raton, Fla.	11:15 a.m. ET
March 3	vs. Northern Illinois@		Carbondale, Ill.	2:00 p.m. ET
March 3	vs. Southern Illinois@		Carbondale, Ill.	4:00 p.m. ET
March 4	vs. University of Illinois – Chicago@		Carbondale, Ill.	3:00 p.m. ET
<b>March 9</b>	<b>DAYTON</b>		<b>Lexington, Ky.</b>	<b>6:00 p.m. ET</b>
<b>March 10</b>	<b>EVANSVILLE</b>		<b>Lexington, Ky.</b>	<b>2:00 p.m. ET</b>
<b>March 10</b>	<b>KENT STATE</b>		<b>Lexington, Ky.</b>	<b>6:00 p.m. ET</b>
<b>March 11</b>	<b>DREXEL</b>		<b>Lexington, Ky.</b>	<b>4:00 p.m. ET</b>
<b>March 11</b>	<b>KENT STATE</b>		<b>Lexington, Ky.</b>	<b>6:00 p.m. ET</b>
<b>March 12</b>	<b>MICHIGAN</b>		<b>Lexington, Ky.</b>	<b>2:00 p.m. ET</b>
March 18	at Georgia*	[SEC Network]	Athens, Ga.	12:00 p.m. ET
March 19	at Georgia*	[SEC Network]	Athens, Ga.	7:00 p.m. ET
March 20	at Georgia*	[SEC Network]	Athens, Ga.	7:00 p.m. ET
March 22	at Eastern Kentucky		Richmond, Ky.	6:00 p.m. ET
<b>March 24</b>	<b>ARKANSAS*</b>		<b>Lexington, Ky.</b>	<b>6:00 p.m. ET</b>
<b>March 25</b>	<b>ARKANSAS*</b>		<b>Lexington, Ky.</b>	<b>3:00 p.m. ET</b>
<b>March 26</b>	<b>ARKANSAS*</b>		<b>Lexington, Ky.</b>	<b>1:00 p.m. ET</b>
March 29	at Northern Kentucky		Highland Heights, Ky.	4:00 p.m. ET
March 31	at Mississippi*		Oxford, Miss.	7:00 p.m. ET
April 1	at Mississippi*	[ESPNU]	Oxford, Miss.	4:00 p.m. ET
April 2	at Mississippi*	[SEC Network]	Oxford, Miss.	2:00 p.m. ET
<b>April 5</b>	<b>WESTERN KENTUCKY</b>	[SEC Network]	<b>Lexington, Ky.</b>	<b>7:00 p.m. ET</b>
<b>April 7</b>	<b>TENNESSEE*</b>		<b>Lexington, Ky.</b>	<b>6:00 p.m. ET</b>
<b>April 8</b>	<b>TENNESSEE*</b>		<b>Lexington, Ky.</b>	<b>3:00 p.m. ET</b>
<b>April 9</b>	<b>TENNESSEE*</b>		<b>Lexington, Ky.</b>	<b>1:00 p.m. ET</b>
<b>April 11</b>	<b>MARSHALL</b>		<b>Lexington, Ky.</b>	<b>6:00 p.m. ET</b>
April 12	at Louisville		Louisville, Ky.	6:00 p.m. ET
<b>April 14</b>	<b>FLORIDA*</b>		<b>Lexington, Ky.</b>	<b>6:00 p.m. ET</b>
<b>April 15</b>	<b>FLORIDA*</b>		<b>Lexington, Ky.</b>	<b>3:00 p.m. ET</b>
<b>April 16</b>	<b>FLORIDA*</b>		<b>Lexington, Ky.</b>	<b>1:00 p.m. ET</b>
April 19	at Indiana		Bloomington, Ind.	6:00 p.m. ET
April 21	at Missouri*		Columbia, Mo.	7:30 p.m. ET
April 22	at Missouri*		Columbia, Mo.	3:00 p.m. ET
April 23	at Missouri*		Columbia, Mo.	1:00 p.m. ET
April 26	at UT Martin		Martin, Tenn.	5:00 p.m. ET
<b>April 28</b>	<b>TEXAS A&amp;M*</b>		<b>Lexington, Ky.</b>	<b>6:00 p.m. ET</b>
<b>April 29</b>	<b>TEXAS A&amp;M*</b>	[SEC Network]	<b>Lexington, Ky.</b>	<b>3:00 p.m. ET</b>
<b>April 30</b>	<b>TEXAS A&amp;M*</b>		<b>Lexington, Ky.</b>	<b>1:00 p.m. ET</b>
May 5	at Mississippi State*	[Bases Loaded]	Starkville, Miss.	7:30 p.m. ET
May 6	at Mississippi State*	[SEC Network]	Starkville, Miss.	4:00 p.m. ET
May 7	at Mississippi State*		Starkville, Miss.	2:00 p.m. ET
May 10-13	2017 SEC Tournament	[ESPN, SECN]	Knoxville, Tenn.	TBA
May 18-21	NCAA Regionals	[ESPN, ESPN2, ESPN3]	Campus Sites	TBA
May 25-28	NCAA Super Regionals	[ESPN, ESPN2]	Campus Sites	TBA
May 31-June 6	2017 Women's College World Series	[ESPN, ESPN2]	Oklahoma, City, Okla.	TBA

All times Eastern and subject to change; Home games in bold; \* denotes SEC games; ^denotes UCF Knights Invitational (Orlando, Fla.); \$denotes Mary Nutter Classic (Cathedral City, Calif.); %denotes FAU Invitational (Boca Raton, Fla.); @denotes Coach B Classic (Carbondale, Ill.).



# ABBEY CHEEK

#11 • R/R • INF • SOPHOMORE • INMAN, S.C. (CHAPMAN)

**Freshman (2016): SEC ALL-FRESHMAN TEAM (DP/UTL) ... SEC Freshman of the Week (3/7) ...** Kentucky's highest-rated freshman in the Class of 2016 coming out of high school ... Led Kentucky in RBIs with 52 on the season ... Had 10 home runs, including a grand slam against No. 4 Oregon at the Kajikawa Classic ... Had 21 extra-base hits on the season, including two triples ... Drew 17 walks, including three vs. South Carolina ... Had a go-ahead homer against Arkansas to put UK up 5-4 and score the game-winning run to secure the series sweep ... Hit the game-winning 3-run home run at Ohio in the second game of a double-header in Athens ... Had the go-ahead HR in the bottom of the sixth inning vs. EKU to put UK up 2-1 after trailing 1-0 ... Had three game-winning home runs last week - vs. EKU and Friday/Sunday vs. Missouri ... Of her four home runs in week 10 of the season, three hit off the videoboard at John Cropp Stadium ... Scored nine runs in the last eight games ... Had the game-winning double in the fifth inning to give UK a 3-2 win over No. 4 Alabama ... RBI against Louisville to tie the game in the seventh inning.

**Pre-College:** Considered the top overall prospect in the state of South Carolina by SCVarsity.com and The State, Cheek brings raw talent and power to the Bluegrass State. Cheek is an all-around athlete earning countless honors in softball, volleyball and basketball. Cheek had a great junior season with a .549 batting average, adding 16 home runs, three triples and six doubles. Those gaudy numbers came even though most teams didn't pitch to the slugger, registering over 30 walks - mostly intentional - which set a new school record. Cheek hit .486 her sophomore season with 12 homers, five triples and 12 doubles, while her freshman season she had seven homers, five triples and nine doubles. The impressive athlete has led Chapman to the regional and division championship each of the last three seasons. Cheek played a year up with the SC Elite, hitting over 200 home runs in her nine years with the squad. Cheek is on fullcountsoftball.com's national watch list and was named to the USA Elite Select All-Star roster. An all-region honoree in volleyball and basketball, Cheek is very involved away from athletics as a four-year member of the Fellowship of Christian Athletes and Beta Club. Daughter of Monica Cheek and stepfather Lee Newman, she has an older brother, Jerrett Heard, and sister, Caitlyn Cheek. She has a major in kinesiology/health promotion.



## CAREER STATS

Year	Avg	GP	GS	AB	R	H	2B	3B	HR	RBI	TB	SLG%	BB	HBP	SO	GDP	OB%	SF	SH	SB	ATT	PO	A	E	FLD%
2016	.326	60	60	172	42	56	9	2	10	52	99	.576	18	6	27	5	.402	3	1	4	7	86	58	5	.966
TOTAL	.326	60	60	172	42	56	9	2	10	52	99	.576	18	6	27	5	.402	3	1	4	7	86	58	5	.966



# KELSEE HENSON

#19 • L/L • OF • SOPHOMORE • PADUCAH, KY. (MCCRACKEN CO.)

**Freshman (2016):** Hit a 3-run home run against New Mexico on the first pitch that she saw in her first appearance in the box at the Kajikawa Classic ... Had one start in her career, against San Diego State in the Campbell/Cartier Classic ... Had four hits in 12 at-bats this season, with all four hits coming in a pinch-hit variety ... Had six RBI, and hit .294 with runners in scoring position this season ... Got a pinch hit at-bat vs. Missouri on 4/16.

**Pre-College:** Kelsee has been a member of the All-District Team for the past three years. She has been named to the All-Region Team for the past two years. Kelsee was voted 2nd team All-State as a sophomore and All-State honorable mention as a freshman. She has been a state runner-up for two years and was a member of the East/West All-Star team.



## CAREER STATS

Year	Avg	GP	GS	AB	R	H	2B	3B	HR	RBI	TB	SLG%	BB	HBP	SO	GDP	OB%	SF	SH	SB	ATT	PO	A	E	FLD%
2016	.357	14	2	14	2	5	1	0	1	6	9	.643	1	0	4	0	.400	0	1	0	0	0	0	0	.000
TOTAL	.357	14	2	14	2	5	1	0	1	6	9	.643	1	0	4	0	.400	0	1	0	0	0	0	0	.000





# BROOKLIN HINZ

#25 • R/R • OF • JUNIOR • OLATHE, KANSAS (ST THOMAS AQUINAS)

**Sophomore (2016):** Hit her first-career grand slam against Albany in the opening game of the Winthrop Invitational ... Hit seven home runs, just three off Abbey Cheek's 10 for the team lead in that category ... Had 18 extra-base hits ... Scored a career-high two runs against South Dakota ... Had eight multi-hit games, including her first three-hit game of her career against South Dakota ... Had UK's first home run of the season against Notre Dame ... Had two doubles and three RBI in Saturday win at South Carolina ... Hit .545 against the Gamecocks in that three-game series ... Had the game-winning 2-run HR against Ole Miss in the Sunday rubber match of that series ... Had eight multi-RBI games ... Hit two home runs vs. ECU and Missouri ... Had game-winning RBI at Louisville on April 27 to secure UK's fifth win over U of L in last six times played.

**Freshman (2015):** Started 42 games, playing mostly in leftfield or as a the designated player ... Finished the team with a .215 average, adding 10 runs scored, five doubles, one homer and 12 RBI ... Had a five-game hitting streak early in the season ... First career hit came at highly ranked Florida State, going 2-for-3 with a run scored ... Had two RBI in both of UK's games vs. Georgia Southern ... Went 1-for-3 against highly ranked Arizona with a double ... Went 1-for-2 against Ohio with an RBI double ... Went 2-for-3 in the series finale vs. Auburn with a double and the first home run of career - a two-run shot in the seventh inning ... Had a hit in the last two games vs. LSU and a single vs. Louisville ... Came off the bench to collect Kentucky's first hit vs. WKU in the eighth inning and earned a hit in the series opener vs. Georgia ... Went 2-for-4 in game two vs. Tennessee with a two-out, two-RBI single in the seventh inning ... Went 3-for-3 against Ball State with a double and two runs scored.

**High School:** Four-year letterwinner at St. Thomas Aquinas High School under head coach Chris Orel ... Holds several single-season school records, including hits (47), triples (11), home runs (7) and shutouts (11) ... Ended her career by holding eight of the nine offensive school records, while the one she didn't hold she ranked second ... Ended her high school career holding four of five pitching records ... Career batting average of .561 with 174 hits, 21 home runs and 108 RBI, while her career pitching marks are just as impressive with a 73-8 record and 1.17 ERA with 602 strikeouts and 34 shutouts ... Amazing senior season all-around, hitting .701 with 47 hits and eight home runs, while she went 18-1 in the circle with a 1.18 ERA and 132 strikeouts ... Hit .568 at the plate her junior season, including 12 doubles, three triples and seven homers, while she was 17-1 in the circle with 156 strikeouts in 109 innings pitched ... Great sophomore season as well, hitting .587 with 11 doubles and 11 triples, going 22-2 in the circle ... Had 13 doubles and hit .422 her freshman season ... A four-year all-state, all-metro and All-Eastern Kansas League honoree, while also being named her team's Most Valuable Player each of the last four seasons ... She was a Hyvee Player of the Week in 2012 and has helped lead her team to the Kansas 5A State Championship game ... Outside of softball, she has been very active in her community with over 100 hours of community service and is a four-year member of the school's academic honor roll ... The daughter of Bruce and Renee Hinz, she has one brother, Bayler ... Bruce played collegiate baseball at Oklahoma.



## CAREER STATS

Year	Avg	GP	GS	AB	R	H	2B	3B	HR	RBI	TB	SLG%	BB	HBP	SO	GDP	OB%	SF	SH	SB	ATT	PO	A	E	FLD%
2015	.215	55	42	121	10	26	5	0	1	12	34	.281	8	5	34	2	.291	0	1	1	1	16	0	0	1.000
2016	.310	56	52	142	22	44	12	0	7	35	77	.542	11	6	17	0	.381	1	4	1	2	20	2	1	.957
TOTAL	.266	111	94	263	32	70	17	0	8	47	111	.422	19	11	51	2	.340	1	5	2	3	36	2	1	.974



# HANNAH HUFFMAN

#21 • L/R • OF • SOPHOMORE • LEBANON, OHIO (LEBANON)

**Freshman (2016):** Had 31 appearances this season for Kentucky, with 29 of them coming in a pinch-runner capacity ... Extremely smart on the basepaths and quick as well ... Has one career at-bat, and it was vs. Miami (OH) ... Scored 15 runs from the pinch-running role and stolen four bases ... Scored the game-winning run in a pinch-running role against Indiana.

**Pre-College:** A speedy, left-handed hitter that is a strong slapper and can also showcase some power, Huffman comes to Kentucky after an impressive high school career at Lebanon High School in Ohio. Huffman hit .519 this fall for LHS, including a .595 on-base percentage and 21 stolen bases. Her junior year, Huffman hit .452, while she hit .333 her sophomore season with a .380 on-base percentage and one home run and .350 her freshman season with a .409 on-base percentage. Huffman helped her team make deep runs into postseason play each of the last three years, including the state championship game her freshman season. Behind Huffman's strong play, LHS claimed district and sectional championships each of the last three years, while advancing the state semifinals last season. The outfielder, who can play some infield, was named all-league each of the last two years. Huffman was also a strong performer in travel ball, hitting .510 last summer with two home runs and 70 stolen bases, while the summer of her sophomore season she had a .572 on-base percentage with a .450 batting average. Huffman is a skilled athlete that also participated in cross country in high school, qualifying for regionals all three years. Outside of athletics, Huffman was a four-year Harmon Civic Trust Scholar Athlete and member of the National Honors Society and secretary of her school's Fellowship of Christian Athletes. She also was an ASA Gold Participant and volunteered at the LPC Feeding Ministry. The daughter of John and Krista Huffman, Hannah has one sister, Zoe. She is planning a major in architecture.



## CAREER STATS

Year	Avg	GP	GS	AB	R	H	2B	3B	HR	RBI	TB	SLG%	BB	HBP	SO	GDP	OB%	SF	SH	SB	ATT	PO	A	E	FLD%
2016	.000	33	0	2	15	0	0	0	0	0	0	.000	0	1	0	0	.333	0	0	4	4	0	0	0	.000
TOTAL	.000	33	0	2	15	0	0	0	0	0	0	.000	0	1	0	0	.333	0	0	4	4	0	0	0	.000



# MADISON KEARSCHNER

#24 • R/R • OF • SOPHOMORE • LOUISVILLE, KY. (BALLARD)

**(2016):** Appeared for the first time this season in a pinch running role vs. Murray State.

**Pre-College:** Kearschner in her final year at Ballard High School hit .322 in 28 games played, with an on-base percentage of .412, leading her team in that category. She tallied 28 hits and 22 RBI while crossing the plate herself 17 times.



## CAREER STATS

Year	Avg	GP	GS	AB	R	H	2B	3B	HR	RBI	TB	SLG%	BB	HBP	SO	GDP	OB%	SF	SH	SB	ATT	PO	A	E	FLD%
2016	.000	1	0	0	0	0	0	0	0	0	0	.000	0	0	0	0	.000	0	0	0	0	0	0	0	.000
TOTAL	.000	1	0	0	0	0	0	0	0	0	0	.000	0	0	0	0	.000	0	0	0	0	0	0	0	.000



# RACHAEL METZGER

#44 • R/R • C/INF • JUNIOR • BAKERSFIELD, CALIF. (GARCES MEMORIAL)

**Sophomore (2016):** Started 13 games for UK as a catcher with two different pitchers ... Drove in three runs this year on six hits ... Drew two walks and four HBP ... 50 putouts.

**Freshman (2015):** Started 19 games with two home runs and six RBI ... First home run came in her first career start against Long Beach State, while her second came against Tennessee Tech ... Finished the double-header at Tennessee Tech going 3-for-5 with a run scored and two RBI ... Had an RBI single against Murray State to help Kentucky win the game 1-0 ... Had a pinch-hit single against Louisville ... Had two hits in the South Carolina series ... Walked and scored a run in game two vs. Georgia and just missed a walk-of home run by a foot in the seventh inning ... Huge hit against Northwestern, coming off the pinch to deliver a pinch-hit RBI single in the sixth inning.

**High School:** The lone West Coast product in the recruiting class, she brings countless credentials to the Commonwealth after a impressive career for Garces Memorial High School in Bakersfield, Calif ... For her career, she hit .545 with 186 hits, 163 runs, 170 RBI, 38 doubles, 37 homers and only struck out 18 times ... Her 37 homers and 170 RBI are new CIF Central Section career records ... Great senior season with a .554 average, including 11 doubles, 16 homers, 55 RBI and a .664 on-base percentage ... Her 16 homers last year tied the CIF Central Section Record ... Hit over .500 at the plate all four years of high school, including a .512 batting average her junior season with 12 home runs, 45 RBI and a .615 on-base percentage. The slugger hit .552 her sophomore season with seven homers and 43 RBI, while totaling a .565 batting average her freshman year with 27 RBI ... Helped lead her team to a runner-up showing at the 2013 California Central Section Division II CIF Championship, while the team has won the California Central Section Division II SEYL League Championship each of the last four seasons ... A four-year first-team all-league honoree on top of being named all-area first team the last three seasons and all-area second team in 2011 ... Was the league's offensive player of the year in 2012, was the league's co-most valuable player her junior year and league MVP last season ... A four-year member of her school's honor roll, she was named the 2014 Bakersfield Jockey Club Outstanding Scholar-Athlete, GMHS Academic Excellence Top Art Student, GMHS Dante Alighieri Scholar-Athlete Award and Carolina Scholastic Federation (CIF) Scholar-Athlete Nominee ... Metzger volunteers at youth softball leagues and has worked with special needs children and the homeless ... She is the daughter of Randy and Leah Metzger and has one sister, Audrey.



## CAREER STATS

Year	Avg	GP	GS	AB	R	H	2B	3B	HR	RBI	TB	SLG%	BB	HBP	SO	GDP	OB%	SF	SH	SB	ATT	PO	A	E	FLD%
2015	.206	44	19	68	3	14	2	0	2	6	22	.324	7	1	13	0	.289	0	2	0	0	82	13	1	.990
2016	.200	29	13	30	0	6	2	0	0	3	8	.267	3	3	5	0	.324	1	1	0	0	51	3	2	.964
TOTAL	.204	73	32	98	3	20	4	0	2	9	30	.306	10	4	18	0	.301	1	3	0	0	133	16	3	.980




# MEAGAN PRINCE

#5 • L/L • P/INF • SENIOR • MARTIN, TENN. (WESTVIEW)

**Junior (2016): SEC Pitcher of the Week (3/14)** ... Threw an SEC-leading and team-leading three no-hitters this season, with her first-career no-hitter coming on Feb. 20 against South Dakota when she went the distance on no hits with a then-career-high nine strikeouts ... Had 21 wins, tying Kelsey Nunley ... That strikeout personal high of nine would be broken the next weekend, as she struck out 12 Evansville batters as she moved to 7-0 on the season ... Her second no-no of the season came against Winthrop, as she went the distance on eight strikeouts and no walks ... Prince was just one HBP batter away from a perfect game against the Eagles ... Was just two batters away from a perfect game in her start against Indiana on March 9, let it slip away with an infield single in the top of the seventh and one out in the inning ... Pitched a complete game in the Saturday game of the South Carolina series, allowing just one run on six hits to pick up her 10th win of the season ... Against the Gamecocks, also came into the game in the bottom of the seventh with two on and no outs in a 4-0 game to collect her first save of the season, not allowing a single runner to score and preserve the shutout to cap off the SEC Opening Weekend sweep ... Allowed just one run vs. Ole Miss in the Saturday game of that series, picking up her career-high tying 11th win of the season in just 11 tries - a perfect record in that regard ... Became the first pitcher in the SEC since Kelsi Dunne in 2009 to record three no-hitters in a single season with a no-hitter against NKU

... Had wins over Mississippi State in extra innings on Friday night and also on Saturday afternoon, throwing six scoreless innings ... Started the SEC Tournament quarterfinal game with LSU.

**Sophomore (2015):** Saw a lot more action in the circle with a 13-8 record and 3.43 ERA in 104 innings pitched ... Started the season with seven innings against Florida A&M, allowing two runs - one earned - on five hits with a career-best 11 strikeouts ... Tossed six innings against Florida State in a losing effort, allowing just two earned runs with seven strikeouts ... Pitching in her home state for the first time, she tossed five shutout innings against TTU with three strikeouts ... Five good innings against Murray State with two runs allowed - one earned - on three hits with five strikeouts for her eighth win of the season ... Best outing of the season against No. 1 LSU, tossing 4.1 scoreless innings against the Tigers with only two hits allowed and five strikeouts ... Tossed 5.1 innings against Alabama with one earned run allowed and three hits with five strikeouts ... Followed that with a complete game against FAU with one earned run allowed and five strikeouts ... Followed her worst outing of the year at Auburn with a win in the three appearances that followed, tossing 16.2 innings during that stretch with only two earned runs allowed and 15 strikeouts, limiting opponents to a .172 average ... Came out of the bullpen and threw two scoreless innings against Northwestern with one strikeout in her first career NCAA Tournament appearance ... Tossed an innings against Florida in the Super Regional with one strikeout.



Picked up her 10th complete game of the season in a road win against Arkansas on Saturday, holding Arkansas to one run ... Earned the win in game two of a doubleheader with Ohio ... Threw a complete-game shutout on the road at No. 8 LSU on Sunday to clinch the series win on the road of a top-10 SEC team ... Threw her fifth complete-gamer shutout of the season at WU on April 20, only allowing one hit in the game





# MEAGAN PRINCE

#5 • L/L • P/INF • SENIOR • MARTIN, TENN. (WESTVIEW)

**Freshman (2014):** Went 8-4 with a 3.47 ERA in 70.2 innings pitched with 61 strikeouts ... First career outing was a success with seven innings vs. Loyola Marymount, allowing only one run on three hits with seven strikeouts ... Came on in the fifth inning vs. Texas to get the win, throwing three scoreless innings against the highly ranked Longhorns ... Picked up all three wins in UK's home tournament, coming out of the bullpen in all three games to clinch the UK wins ... Threw 6.1 innings against Missouri, allowing seven runs in a no-decision ... Earned a win against Saint Francis, going five scoreless innings with five strikeouts ... Hurried in from the bullpen against Auburn after Cumbess' injury to throw six innings with six earned runs on eight hits with five strikeouts ... Threw 5.2 innings in the series-clinching win over Texas A&M to pick up her seventh win of the season ... Brilliant in the Ole Miss series, throwing four innings combined in two games to pick up the first save of her career ... Tossed two scoreless innings Saturday and Sunday vs. Ole Miss with six combined strikeouts ... Got the win vs. Tennessee with three scoreless innings in relief, striking out four with three hits allowed ... Started in the SEC Championship game and went 3.2 innings allowing one earned run on three strikeouts.

**High School:** An excellent pitcher and hitter for Westview High School under head coach Jessica Hightower ... Four-year letterwinner that owns several school records, including strikeouts in a season and strikeouts in a game when she fanned 22 batters in an eight-inning contest ... Did not play as a freshman due to injury, but led the team in ERA the next three seasons, while also pacing the team in batting average her junior year ... Had a great senior season going 20-3 with a 0.51 ERA with two perfect games, including one in the district championship game ... Went 21-6 her junior season with 313 strikeouts in 173 innings pitched en route to a 0.73 ERA ... Had a 0.41 ERA her sophomore season



## CAREER STATS

Year	ERA	W	L	App	GS	CG	SHO	CBO	SV	IP	H	R	ER	BB	SO	2B	3B	HR	BF	B/Avg	WP	HBP	BK	SFA	SHA
2014	3.47	8	4	21	8	1	0	1	1	70.2	81	43	35	25	61	11	0	8	328	.283	4	9	2	0	8
2015	3.43	13	8	27	17	5	1	3	1	104.0	104	55	51	39	86	15	2	5	462	.257	3	11	1	2	6
2016	1.85	21	6	33	25	13	5	4	2	162.2	129	54	43	41	126	17	0	8	674	.214	4	11	1	1	17
<b>TOTAL</b>	<b>2.68</b>	<b>42</b>	<b>18</b>	<b>81</b>	<b>50</b>	<b>19</b>	<b>6</b>	<b>8</b>	<b>4</b>	<b>337.1</b>	<b>314</b>	<b>152</b>	<b>129</b>	<b>105</b>	<b>273</b>	<b>43</b>	<b>2</b>	<b>21</b>	<b>1464</b>	<b>.243</b>	<b>11</b>	<b>31</b>	<b>4</b>	<b>3</b>	<b>31</b>



# SARAH RAINWATER

#1 • R/R • OF • SOPHOMORE • NICHOLASVILLE, KY. (EAST JESSAMINE)

**Freshman (2016):** Fantastic defensive outfielder that can play all three outfield positions ... Extremely good with her glove and speed in the field ... Appeared in 54 of 60 games this season, scoring 12 runs and collecting two hits ... Also had a walk ... Scored two runs against Mizzou.

**Pre-College:** Rainwater, a two-sport athlete at East, excelled in basketball as well as softball. Rainwater has won half of the eight district championships she's played in and has been to the state tournament twice for softball. "We are excited to welcome Sarah to our team this fall," UK head coach Rachel Lawson said. "She is a very athletic player that has the potential to add speed and depth to our team. She's a local kid that plays with a lot of passion and knows what being a part of the Big Blue Nation is all about." Whilst playing for East Jessamine High School just outside of Lexington, Ky., Rainwater was named the 2015 Kentucky 2-A State Player of the Year, after batting over .330 in her senior season. She was named a 2015 participant of the Kentucky High School East/West All-Star game representing Region XII. She was also selected to the All-Star team for the East/West game in 2014 where she represented Region XII. Her accomplished career at East Jessamine High School concluded with her being named a WKYT (CBS-Lexington) All-State Team member after the completion of the 2015 season.



## CAREER STATS

Year	Avg	GP	GS	AB	R	H	2B	3B	HR	RBI	TB	SLG%	BB	HBP	SO	GDP	OB%	SF	SH	SB	ATT	PO	A	E	FLD%
2016	.250	54	14	8	12	2	0	0	0	0	2	.250	2	0	2	0	.400	0	0	1	1	10	1	1	.917
TOTAL	.250	54	14	8	12	2	0	0	0	0	2	.250	2	0	2	0	.400	0	0	1	1	10	1	1	.917

# BREANNE RAY

#9 • R/R • OF • SENIOR • BENTON, KY. (MARSHALL CO.)

**SEC Academic Honor Roll (2014)**

**2016 CoSIDA Academic All-District (1st Team)**


**Junior (2016): CoSIDA ACADEMIC ALL-DISTRICT FIRST TEAM (3.98**

**GPA)** ... Power hitter with nine pinch-hit appearances on the season for Kentucky before earning the every-day RF starting assignment ... Had two RBI singles against South Carolina in game two of the series, including driving in the game-winning run in the top of the first ... That game was her first-ever multi-hit game of her career ... Had home runs in back-to-back games, including a walk-off homer over NKU to give UK a 9-0 run-rule win over the NKU Norse ... In week seven of the season (NKU, Murray, Arkansas x3), had four hits, with three of them as RBI doubles ... Driven in nine runs the last 25 games ... Doubled against Alabama in the Sunday game for her first extra-base hit in two weeks.

**Sophomore (2015):** Hit her way into the everyday lineup coming up with some big hits ... Hit .226 with four doubles, six home runs and 25 RBI ... Went 2-for-2 against SIU with two RBI and two doubles ... Went 1-for-3 vs. No. 10 Arizona with a two-run homer ... Had three hits and a RBI against Long Beach State ... Blasted a solo home run and a double in the TAMU series ... Had a two-RBI single against Ohio ... Hit a two-run home run against Murray State in front of her family and friends as the game was played miles from her hometown ... Had a hit in each of the last two games at Auburn, including a home run and an RBI single ... After a tough series vs. LSU, Ray had a big hit against Louisville, blasting a three-run home run to give UK a 4-0 lead in the sixth inning ... The three RBI vs. Louisville was a career high ... Went 3-for-4 against Alabama with an RBI and three hits in the DH vs. FAU with a run scored ... Had a hit in each of the first two games of the South Carolina series ... Blasted a three-run home run against Tennessee after the Lady Vols intentionally walked Griffin Joiner.

**Freshman (2014):** Played in 25 games with 22 at-bats, earning two hits and an RBI ... First career hit in game one vs. Missouri, sparking a two-run rally ... In her first career start against MVSU, she launched a leadoff home run ... Had an RBI groundout vs. Arkansas and a sacrifice fly vs. WKU.

**High School:** A four-year letterwinner at Marshall County High School under head coach Kara Hamby in Western Kentucky ... Was an offensive star for the Lady Marshals, playing mostly on the infield ... Hit .472 her senior year at the dish, while totaling an impressive .512 mark her junior year ... Hit well as an underclassman as well with a .474 average her sophomore season and .492 average her freshman season ... Led her team to the district championship in 2009, 2010-13, while the Lady Marshals won the regional championship in 2009 ... Earned several awards in high school being named to the All-Region Team every year she played, while earning All-State honors in 2013 ... Was also selected to play in the Kentucky East/West All-Star Game her junior and senior seasons ... Played with the Illinois Southern Force travel team, which finished top five in 2010 and 2011 at the Amateur Softball Association of America National Tournament ... The Played for the Fury last summer in travel ball, finishing fourth at Gold Nationals in 2013 ... Honor roll student all four years of high school graduating in the top 10 in her class ... Was also active in the community, volunteering at a local nursing home and was a member of the National Honor Society and Beta Club ... Parents are Mike and Cindi Ray ... Has one brother, Brandon Ray ... Plans a major in human health science ... Nicknamed "Buzz."



## CAREER STATS

Year	Avg	GP	GS	AB	R	H	2B	3B	HR	RBI	TB	SLG%	BB	HBP	SO	GDP	OB%	SF	SH	SB	ATT	PO	A	E	FLD%
2014	.091	25	1	22	1	2	0	0	1	3	5	.227	4	1	6	0	.250	1	0	0	0	0	0	0	.000
2015	.226	56	45	133	13	30	4	0	6	25	52	.391	8	5	29	0	.291	2	1	0	0	17	1	1	.947
2016	.193	45	34	88	4	17	5	0	2	14	28	.318	4	3	12	0	.247	2	1	0	0	9	1	2	.833
TOTAL	.202	126	80	243	18	49	9	0	9	42	85	.350	16	9	47	0	.271	5	2	0	0	26	2	3	.903





# KATIE REED

#23 • R/R • INF • SOPHOMORE • ST. LOUIS, MO. (OAKVILLE)

**Freshman (2016): SEC Freshman of the Week (2/22)** ... Fourth on Kentucky in batting average with a .316 average and a .445 on-base percentage ... Started her career on an 18-game hitting streak, breaking Kara Dill's school-record 15-game hitting streak set back in 2013 ... Was named SEC Freshman of the Week on Feb. 22 after hitting her first three homers of her career in the Campbell/Cartier Classic ... Has five doubles on the season to lead all Kentucky hitters ... Hit two home runs vs. San Diego State in a 5-2 win over the Aztecs ... Had 13 multi-hit games this season ... Had a season-high three runs scored in the Opening Day contest with No. 25 Notre Dame ... Launched an RBI double in the bottom of the seventh inning to score UK's run against LSU in the SEC Tournament quarterfinals.

**Pre-College:** A four-year letterwinner at Oakville High School in St. Louis, Reed brings an enormous amount of athleticism to Lexington as a softball, basketball, track and hockey star. According to fullcount-softball.com, Reed is the 32nd-best player in the class of 2015, saying Reed "has it all: quickness, arm strength, footwork, range and great instincts. At the plate she has speed and power and can just as easily hit a home run, a gap or lay down a bunt." This fall, Reed paced the Tigers with a .564 average (53-for-94) with 44 runs scored, 16 doubles, two triples and 27 RBI. The speedster had a .610 on-base percentage and .777 slugging percentage, leading the team to the 2014 Capital City Invitational Championship. Reed earned countless awards this fall, including being named first team all-state, all-region, all-conference and all-district on top of earning the Suburban West Conference Player of the Year honor. Reed was also all-state, all-region, all-conference and all-district her junior and senior seasons, hitting .480 her junior year and .482 her sophomore season. Reed, who helped the Tigers earn the 2013 district and sectional championships, paced the team in hits her freshman year at Oakville, hitting .464 with a .513 on-base percentage. Reed played for the St. Louis Chaos in travel ball, helping the squad place fifth at 2014 USA/ASA 18u Gold Nationals along with fellow UK signee Jenny Schaper. An all-around athlete, Reed was a 300-meter hurdle conference champion and was a captain on the AAA St. Louis Lady Blues hockey team. A four-year honor roll student and member of the National Honor Society, Reed was a HOBY Leadership Award nominee and Glory of Missouri Award for Virtue recipient. Reed also spent time volunteering in her community for the St. Patrick's Center and Special Olympics. Daughter of Mike and Debbie Reed, Katie was born in Memphis, Tenn. Katie has a sister, Baeley, who is a softball player at Drexel, and a brother, Jake.



## CAREER STATS

Year	Avg	GP	GS	AB	R	H	2B	3B	HR	RBI	TB	SLG%	BB	HBP	SO	GDP	OB%	SF	SH	SB	ATT	PO	A	E	FLD%
2016	.312	60	60	170	34	53	8	3	3	22	76	.447	17	3	28	0	.378	3	7	12	15	94	88	6	.968
TOTAL	.312	60	60	170	34	53	8	3	3	22	76	.447	17	3	28	0	.378	3	7	12	15	94	88	6	.968



# ERIN RETHLAKE

#8 • L/L • P/OF • JUNIOR • HUNTINGTON, IND. (HUNTINGTON NORTH)

**2016 (Sophomore):** Hitting: Hit .127, but improved at the plate, including a three-hit performance at the Winthrop Invitational ... Came around to score all six times that she had been on base as a pinch runner this season ... Came in to pinch run in the game against Lehigh ... Excellent baserunner with smarts and speed on the basepaths. Pitching: Threw her first-career no-hitter against Lipscomb to kick off the 2016 Frost Classic for Kentucky ... She went the distance striking out a season, and career-high 14 batters in the game ... Rethlake's 14 strikeouts against Lipscomb is the highest strikeout total for all of Kentucky pitching this season ... Had a 1-2 record with a win against Lipscomb, and two losses against Charlotte and Oregon State ... Did not allow a run in her last four appearances in the circle.

**2015 (Freshman):** Finished the year with a 2.85 ERA and 4-1 record in 51.2 innings pitched ... Pitched for the first time in the Mary Nutter Collegiate Classic and did well, tossing six innings with only one run allowed and five strikeouts ... First career appearance came vs. No. 10 Arizona, coming on in the bottom of the 7th inning with a runner on and getting a groundout for the save ... Tossed 1.2 innings against Long Beach State with a strikeout and no hits allowed ... Went four innings against Oklahoma with three hits allowed and only one run and four strikeouts ... Tossed a then-season-high 5.1 innings against TAMU in a no-decision, allowing just one earned run ... First complete-game win of her career came against her home-state school Indiana, tossing seven strong innings with only one run allowed and seven hits with four strikeouts ... Tossed six innings combined in the Auburn series with three earned runs allowed and three strikeouts ... Threw three total innings against LSU with two earned runs allowed and three strikeouts ... Threw 2.1 scoreless and hitless innings against Florida with two walks in a no-decision ... Did not allow a hit against Tennessee in the SEC Tournament, tossing 1.1 innings, but received the loss after three walks and a UK error ... Hit .115 with 52 at-bats with two doubles and four RBI ... First career at-bat was a single up the middle for an RBI against San Diego State ... Went 2-for-4 in the Auburn series ... Had an RBI double against Tennessee in the SEC Tournament ... Her bat came alive in regional play with two hits, including a clutch two-RBI double against Ball State.

**High School:** A talented athlete both in the circle and at the plate for Huntington North High School in Huntington, Ind. ... Missed some time her senior year with an injury, but finished strong with a 13-2 record in the circle, including a 0.80 ERA and 138 strikeouts in 96.2 innings pitched ... Also hit well her senior year with a .300 average and three homers ... Was named the 2014 News-Sentinel Softball Player of the Year and was 2014 Indiana Miss. Softball ... As a junior, Rethlake had a breakout season for the Vikings, posting a 23-1 record in the circle with a 0.18 ERA and 317 strikeouts in 154 innings pitched ... Succeeded at the plate her junior year, hitting .486 with 14 homers and 36 RBI ... Her strong junior year lead her to be named the Gatorade Indiana Softball Player of the Year ... Also a first-team all-conference and first-team all-state honoree each of the last two seasons ... During her three years in high school, Rethlake has helped lead the Vikings to the sectional and regional championships all four seasons, including a state-runner up award her sophomore season ... Outside of softball, Rethlake was active in high school as a member of the National Honors Society, Student-Athlete Board, Huntington Class Council and Future Educators of America ... She was a member of the school's honor roll and volunteered at youth softball leagues ... Rethlake is the daughter of Troy and Mindy Rethlake and has two sisters, Ashley and Emily.



## CAREER STATS

Year	Avg	GP	GS	AB	R	H	2B	3B	HR	RBI	TB	SLG%	BB	HBP	SO	GDP	OB%	SF	SH	SB	ATT	PO	A	E	FLD%
2015	.115	33	17	52	4	6	2	0	0	4	8	.154	4	1	21	0	.193	0	0	0	0	14	8	1	.957
2016	.123	49	18	57	8	7	0	0	0	2	7	.123	7	0	13	0	.219	0	3	3	3	18	8	0	1.000
TOTAL	.119	82	35	109	12	13	2	0	0	6	15	.138	11	1	34	0	.207	0	3	3	3	32	16	1	.980
Year	ERA	W	L	App	GS	CG	SHO	CBO	SV	IP	H	R	ER	BB	SO	2B	3B	HR	BF	B/Avg	WP	HBP	BK	SFA	SHA
2015	2.85	4	1	22	4	1	0	2	1	51.2	48	24	21	26	41	13	1	5	231	.244	2	6	1	0	2
2016	4.81	1	2	6	3	1	1	1	0	16.0	13	13	11	8	22	3	0	2	77	.206	2	5	0	1	0
TOTAL	3.31	5	3	28	7	2	1	3	1	67.2	61	37	32	34	63	16	1	7	308	.235	4	11	1	1	2

# JENNY SCHAPER

#6 • R/R • C • SOPHOMORE • ST. LOUIS, MO. (LUTHERAN)

**Freshman (2016):** Started a majority of games behind the plate for Kentucky ... Had 28 hits on the season, including seven doubles ... Four doubles were RBI-doubles, coming against Winthrop, Murray State, Oregon in the Kajikawa Classic and then South Carolina in the SEC Opening Weekend ... Her double against Oregon scored the game-winning run over the fourth-ranked Ducks ... Scored an RBI double in Saturday's 5-2 win against South Carolina ... Scored her first career home run at Arkansas on Friday afternoon, on a weekend when she scored an .875 batting average over the weekend ... Hit a home run, her second of the season against Missouri on Friday night to left field ... Hit her second HR in four games at WKU on Wednesday night to LF.

**Pre-College:** A four-year letterwinner at Lutheran High School South in St. Louis, Schaper helped the Lancers to state sectionals her sophomore and junior seasons behind some impressive offensive numbers. Her senior season she hit .468 with a .566 on-base percentage, .613 slugging percentage and perfect fielding percentage. The strong senior campaign - which Schaper missed three weeks of due to injury - led her to all-state and team most valuable player honors. Schaper broke the school record with a .592 batting average her sophomore season with 10 doubles, eight homers, 38 RBI and no strikeouts at the plate. Schaper, described in a story by STLhighschoolsports.com as a "defensive whiz," had a perfect fielding percentage her sophomore year. The strong season led Schaper to first-team all-district, all-conference, all-region and all-state honors. She was also named the conference player of the year her sophomore season and the team's most valuable player. Her junior year, Schaper hit .416 with a .516 on-base percentage, .688 slugging percentage, 11 doubles, 30 RBI and two home runs. Schaper, who is on fullcountsoftball.com's national watch list, was named all-district, all-conference and all-region her junior year, adding team MVP honors. Coached in high school by Linda McQueen, who says Schaper is "a great hitter and has an unbelievable arm ... She is just the total player." Schaper played for the St. Louis Chaos in travel ball, helping the squad place fifth at 2014 USA/ASA 18u Gold Nationals along with fellow UK signee Katie Reed. Chaos coach Evan Beatty says Schaper is "so mechanically sound that she avoids going into slumps. I expect her to break a lot of records." A member of the Athletic Leadership Program and National Honor Society, Schaper is an honor roll student. She is the daughter of Jim and Marcia Schaper and has a brother, Nick and sister, Katie.



## CAREER STATS

Year	Avg	GP	GS	AB	R	H	2B	3B	HR	RBI	TB	SLG%	BB	HBP	SO	GDP	OB%	SF	SH	SB	ATT	PO	A	E	FLD%
2016	.281	57	47	121	11	34	7	0	4	21	53	.438	17	2	19	0	.376	1	3	0	0	399	21	3	.993
TOTAL	.281	57	47	121	11	34	7	0	4	21	53	.438	17	2	19	0	.376	1	3	0	0	399	21	3	.993



# SHANNON SMITH

#3 • R/R • P/INF • SENIOR • MILFORD, MASS. (MILFORD)

**Junior (2016):** Threw her first-career no-hitter against Albany in the Winthrop Invitational on March 4 ... In that game, she went the full five innings, striking out a career-high 12 batters ... Struck out 72 batters this season in her 14 appearances in the circle for the Wildcats ... Did not allowed more than four hits in a single appearance this season ... Only allowed seven extra-base hits ... Allowed 22 total hits in 13 appearances ... Started the Friday night SEC opener against South Carolina allowing two runs in 2.2 innings of work, while striking out two batters ... Started the rubber game of the Ole Miss series on Sunday, going 3.1 innings allowing just one run on four hits with seven strikeouts, and four of them looking ... Started the game vs. Murray State, throwing five scoreless innings on four hits.

**Sophomore (2015):** Tossed 26.0 innings with 35 strikeouts behind a 1-1 record and 3.23 ERA ... Tossed three shutout innings against Georgia Southern with two strikeouts and three walks ... Went four innings against IUPUI with four earned runs allowed and five strikeouts ... Four strong innings against Murray State with no runs allowed and only three hits with six strikeouts ... Had a season-best six strikeouts vs. Ohio and Murray State ... Tossed 1.2 scoreless against Alabama in a no-decision and 3.2 innings against FAU with three hits and one run allowed ... Tossed two scoreless innings against South Carolina with three strikeouts.

**Freshman (2014):** Went 2-3 in her rookie season with a 2.93 ERA ... Struck out 45 batters in 40.2 innings pitched ... Tossed seven scoreless innings in her college debut with two hits allowed and nine strikeouts vs. George Washington ... Came out of the bullpen to throw three scoreless innings vs. IPFW, striking out five to get the win ... Started vs. ECU and went four innings, allowing only one run on four hits with four strikeouts ... Saw her first SEC action against Missouri, tossing three innings, allowing three runs on four hits with six walks ... Was fantastic against Texas A&M, tossing 6.1 scoreless innings with two hits allowed and seven strikeouts ... Earned her first career save against the Aggies and was named SEC Freshman of the Week for her effort ... Tossed five innings in relief on Friday vs. Georgia, allowing two runs on three hits with four strikeouts.

**High School:** A standout performer at Milford High School in Milford, Mass., under head coach Brian Macchi pitching and playing first base ... Shined in the circle and in the batter's box in high school as a four-year letterwinner earning team and league MVP honors all four seasons ... Countless honors, including a three-time Gatorade Massachusetts Player of the Year (2010, 2012, 2013) and ESPN's Miss. Softball for Massachusetts in 2012 and 2013 ... Named 2013 Boston Globe All-Scholastic Player of the Year ... Ended her high school career with the Massachusetts state strikeout record (1,219) and Massachusetts career wins record (86) ... Under her leadership, Milford High School won the 2012 and 2013 Division I State Championships after finishing as a state semifinalist in 2011 and state finalist in 2010 ... Paced her high school to four consecutive district and league championships during her time ... Finished her four-year career with an 86-4 record, including 25 no-hitters and 11 perfect games ... Hit .489 her senior season at the dish with nine homers, while he posted a 0.04 ERA with 358 strikeouts ... Threw eight no-hitters, four perfect games and eight one-hitters her senior year ... Had equally good numbers her junior season with a .462 batting average and nine roundtrippers on top of a 0.08 ERA and 359 strikeouts ... Excelled as an underclassman as well, with a 0.94 ERA and 296 strikeouts as a sophomore and 0.72 ERA and 206 strikeouts as a freshman ... Was also on the swimming team in high school for one season ... Member of the High Honor Roll and National Honors Society in high school while helping with her church's youth group and teaching lessons at Plant Fast Pitch ... Daughter of Shawn and Jean Smith ... Has one sister, Andrea Smith, who played collegiate softball at Long Island University Post and is now at Framingham State University ... Plans a major in kinesiology.



## CAREER STATS

Year	ERA	W	L	App	GS	CG	SHO	CBO	SV	IP	H	R	ER	BB	SO	2B	3B	HR	BF	B/Avg	WP	HBP	BK	SFA	SHA
2014	2.93	2	3	13	7	1	1	1	1	40.2	31	18	17	37	45	8	0	4	190	.214	6	4	0	0	4
2015	3.23	1	1	10	7	0	0	2	0	26.0	26	15	12	19	35	4	0	3	126	.257	0	3	0	0	3
2016	1.83	3	0	14	9	3	1	0	0	42.0	22	21	11	34	72	5	0	5	187	.147	2	3	0	0	0
<b>TOTAL</b>	<b>2.58</b>	<b>6</b>	<b>4</b>	<b>37</b>	<b>23</b>	<b>4</b>	<b>2</b>	<b>3</b>	<b>1</b>	<b>108.2</b>	<b>79</b>	<b>54</b>	<b>40</b>	<b>90</b>	<b>152</b>	<b>17</b>	<b>0</b>	<b>12</b>	<b>503</b>	<b>.199</b>	<b>8</b>	<b>10</b>	<b>0</b>	<b>0</b>	<b>7</b>



## NEWCOMERS



**#42 Brynlee Bigelow**  
**IF/OF // Somerset, Ky.**

Senior year in high school hit a whopping .446 with three homers and 23 RBI ... Led Somerset HS to Class "A" Regional titles in her junior and senior years with the team ... Individually, she was three-time All-District, three-time All-County ... Named the Somerset HS Freshman Female Athlete of the Year in 2013 ... Also lettered in basketball and soccer ... In basketball, she was three-time All-District and two-time All-Region ... Was two-time All-District and two-time All-County on the soccer pitch ... A and B honor roll student ... Chose UK because it was her dream to play for Kentucky.



**#88 Kalia Johnson**  
**P/OF // Covington, Ga.**

Joins the Wildcats out of Alcovy High School in Covington, Ga. Johnson in 2015-16 hit a blistering .525 with 31 hits in 59 official at-bats. She scored 22 runs, has nine doubles and six homers this season alone at the plate. In the circle, Johnson has a 1.05 earned run average and a 5-1 record in her 13 appearances. In her 73.1 innings pitched, Johnson has allowed just 11 earned runs and has struck out 122 of the 307 batters that she's faced. Johnson has set the Georgia high school record for highest amount of strikeouts recorded and home runs hit in a single season, and was a member of the Georgia All-Star High School team. She is a two-time MVP, two-time Coaches Award winner, has won the Player of the Week four times in addition to being a three-time All-County pitcher.





# NEWCOMERS

**#33 Alex Martens**  
**INF // McHenry, Ill.**



**#7 Morgan McCallum**  
**INF // Mesquite, Texas**



Second basemen and shortstop Alex Martens joins the Wildcats out of McHenry West High School in McHenry, Ill., representing the first player to sign with UK from the Prairie State since Lauren Cumbess (Nomal, Ill.) in 2011. Martens, who bats left and throws right, is hitting at a .532 clip in her last 69 games played with a .587 on-base percentage. She's knocked in 82 runs and scored 83 times, while collecting 118 base hits. She is ranked as a top-60 player nationally by FloSoftball.com and is coming off a junior campaign where she hit .546 with eight homers and 51 RBI. Martens was ICA All-State First Team, Northwest Area All-Area, conference and regional champions, a member of the Chicago Bandits All-Star team, named to the Fox Valley All-Conference team as well as earning a nomination for the Gatorade Player of the Year. She is a multi-sport athlete for McHenry High School, also playing volleyball on the varsity team each of the last two seasons.

Joins the Wildcats out of Alcovy High School in Covington, Ga. Johnson in 2015-16 is batting a blistering .525 with 31 hits in 59 official at-bats. She scored 22 runs, has nine doubles and six homers this season alone at the plate. In the circle, Johnson has a 1.05 earned run average and a 5-1 record in her 13 appearances. In her 73.1 innings pitched, Johnson has allowed just 11 earned runs and has struck out 122 of the 307 batters that she's faced. Johnson has set the Georgia high school record for highest amount of strikeouts recorded and home runs hit in a single season, and was a member of the Georgia All-Star High School team. She is a two-time MVP, two-time Coaches Award winner, has won the Player of the Week four times in addition to being a three-time All-County pitcher.





# NEWCOMERS



**#22 Kierston Moore**  
**INF // Marietta, Ga.**

Moore in her senior year alone hit at a .549 clip in 29 games, with four homers and 16 RBI. She holds the school record in virtually every statistical category, including average (.505), runs scored (85), hits (108), RBIs (60), doubles (24), homers (14), walks (69), on-base percentage (.625), slugging percentage (.832) and OPS (1.457).

Moore went 8-for-11 in the postseason with her high school in the four games that they played, with a homer, two doubles and five walks. Moore has also been great in the classroom, earning scholar athlete every year that she has been with the team. The infielder was All-Region 7AAAAA all three years, won the 2013 Silver Slugger award, in 2014 was named Second Team All-County, and was named to the 2015 Georgia Dugout Club Fastpitch All-State game. Moore in addition won a swing-off at the Georgia Dugout Club Fastpitch All-State Game Home Run Derby, with 22 homers, setting a new record. She plans on majoring in biology and working with animals when her softball career comes to a close.



**#28 Ashley Ruiz**  
**P // Aliso Viejo, Calif.**



Joins the Wildcats as the second player on the UK roster from California (Rachel Metzger). So far in her three-year high school career with Aliso Viejo High School, Ruiz is batting .411 with 5 homers, five triples, 24 doubles and is sporting a stellar .427 OBP. Ruiz in her junior year was the team MVP and voted a captain by her team while also being First Team All-League. She was voted the All-Tournament MVP at the Laguna Hills Tournament and also had 65 RBIs a season ago. Ruiz also has been a standout pitcher for her team, appearing in over 50 games, and tallying a 27-10 record with a 2.16 earned run average and 218 strikeouts. In her freshman and sophomore seasons, Ruiz was named All-League and voted an All-Tournament player at the Northwood Tournament in 2012-13.






# NEWCOMERS



**#30 Larissa Spellman**  
**RHP // Butler, N.J.**

Had 45 hits, 21 RBI and over a .440 batting average in her season with Butler High School in Butler, N.J. ... Also was tremendous in the circle, throwing 175.1 innings with 364 strikeouts ... Helped lead Butler HS to the 2016 Country Championship, Section Championship and they were also the New Jersey state runners-up as well ... Hit above .330 in all four years of her high school career ... Also lead Butler HS to County and Section titles in 2014 in addition to being state runners-up ... Was MVP of the Morris Co. Finals in 2015 and 2016 in addition to the Morris Co. Player of the Year in 2015 and 2016.



**#2 Bailey Vick**  
**OF // Paducah, Ky.**

Six years of varsity softball ... 2013, 14 and 15 KHSAA Academic All-State ... 2013 and 15 All-District Teams ... 2014 and 15 District Champions ... 2014 KHSAA State Runners-up ... 2015 KHSAA State Champions ... 2015 Forcht Bank All-Around Excellence Winner ... 2015 Second Team All-State for Kentucky ... 2015 East-West All Star ... 4.0 GPA ... AP Scholar ... Governor's Scholar.







# RACHEL LAWSON

## HEAD COACH - TENTH SEASON - ALL-TIME WINNINGEST HEAD COACH AT UK

When Rachel Lawson was named head coach of the University of Kentucky softball team in July 2007 she saw a program poised for success. She knew athletics director Mitch Barnhart and the rest of UK's administration would give her unwavering support, and most importantly she knew the Big Blue Nation would provide the home-field advantage necessary for her team to compete in the Southeastern Conference.

Entering her 10th season as UK's head coach in 2017, Lawson's vision for the UK softball program has started to become a realization. The winningest head coach in program history has not only lead UK to its first-ever appearance in the Women's College World Series, four NCAA Super Regionals the last five seasons, including a program-best 50 wins in 2014, but UK's administration come through on their promise and commitment to softball by providing Lawson with one of the nation's greatest collegiate softball facilities in the \$9.5 million John Cropp Stadium.

She became the first coach in program history to eclipse 300 wins at Kentucky against Ole Miss on March 19 in a 3-1 win at John Cropp Stadium in Lexington.

Lawson and Co. have made sure the beautiful stadium has seen lots of wins over the past few seasons as UK had had some of its three most successful seasons in program history each of the last four years. In 2014, Lawson guided Kentucky to the Women's College World Series behind 50 wins. The Wildcats also set single-season records in at-bats, runs scored, doubles, home runs, RBI, total bases, walks, fielding percentage, putouts, lowest ERA and strikeouts. UK, which advanced to the program's first SEC Tournament Championship, started the season with a program-best 12 straight wins.

Three of the last four seasons, Lawson has led the Wildcats to a national seed in the NCAA Tournament. The school's first-ever national seed was in 2013 - and UK hosted an NCAA Regional for the first time ever. Kentucky, which has made the NCAA Tournament each of the last eight seasons, is one of just 18 schools nationally to claim that honor.

Lawson helped guide Kentucky to its best regular season in program history in 2016, winning 43 games in the regular season, ending with a No. 9 national seed in the NCAA Tournament, a new program best. The Wildcats earned the right to host the NCAA Tournament for the third time in the last four seasons at John Cropp Stadium in Lexington. Lawson was named the 2016 SEC Coach of the Year, and joined Kelsey Nunley (SEC Pitcher of the Year) as the first two Kentucky winners of those awards.

The 2016 team finished with some of the best pitching numbers in program history, setting school records in the circle for lowest team ERA (1.71), lowest opponent batting average (.191), fewest runs allowed (130), fewest earned runs allowed (98), fewest hits allowed (280) and fewest doubles allowed (44)

Now entering her 10th season in 2017, Lawson has won 411 career games at the head of the dugout and has earned her first-career NFCA First Team All-American in 2016 when Kelsey Nunley was named to the elite squad as a pitcher. Nunley became the second All-American in program history (Molly Johnson, 2nd Team), and the first to be named to the First Team.

Now sitting at 322-213 in her ten seasons at Kentucky, Lawson is the winningest head coach in school history and already has more wins in SEC play than UK had all told as a program when she took over in 2007. UK finished the 2014 season ranked sixth in both national listings for its best final ranking ever. In 2013, Kentucky was ranked in the top 14 of both collegiate softball rankings for the second time in school history with nine wins over ranked teams. In her nine seasons at Kentucky, Lawson has defeated over 70 ranked foes, including 40 wins vs. top-10 teams and 18 against top-five teams.

Lawson's 2013 squad set the stage for the 2014 run to the Women's College World Series, setting several school records, including a then-program record 41 wins. All told, Lawson has directed the Wildcats to 30 or more victories in seven-straight seasons, which also resonates as a program record. In her nine years with Kentucky, Lawson has helped UK players earn 33 All-



SEC honors and 23 SEC Player of the Week honors.

Lawson's impact on the UK program is obviously, but her ability to develop players sometimes gets overshadowed by her impressive credentials in handling the day-to-day running of a program. Lawson, who serves as the pitching coach for the Wildcats, has guided three different pitchers to throw no-hitters against top-25 teams in just the last four seasons alone. In all, UK has 17 career no-hitters - all of which have come under Lawson's tenure - including two perfect games.

Kentucky's 2012 season was highlighted by an impressive second-half surge with upsets of 12 ranked opponents, a then Lawson-best fifth place finish in SEC action, a program-record six captured conference series and a senior class who became the first class in school history to tally a .500 record or better in each of their four seasons of play.

The end of the 2012 season also marked the conclusion of some of the best individual careers in UK history as Lawson helped pitcher Chanda Bell become the first player in school history to record 200-plus strikeouts all four seasons, while slugger Brittany Cervantes is the school's leading home run hitter. Pitcher/infielder Rachel Riley also excelled under Lawson, ranking top 10 in school history in field percentage and nearly every pitching category.

In 2011, Lawson directed the Wildcats to their first NCAA Super Regional appearance and finished the season ranked No.12 in the country. The 2011 team earned a 40-16 overall record to set a new single-season standard for wins in a season before Lawson's 2013 team posted 41. UK appeared in the national rankings for a school-record 14 consecutive weeks, defeated 12 top-25 ranked opponents, captured five SEC series and became a national story with a dramatic postseason run which included a seventh-inning rally to knock off the nation's No. 2 team in Michigan in Ann Arbor to advance to Super Regionals.

The 2011 Wildcats shattered 12 single-season UK records, including home runs (65), RBI (275) and batting average (.275). Individually, the Wildcats had a school-record five players earn National Fastpitch Coaches Association All-Region honors in Meagan Aull, Cervantes, Kara Dill, Riley and Megan Yocke. Following the end of the impressive 2011 season, Lawson was re-



# RACHEL LAWSON, CONT.

warded with a five-year contract extension keeping her at the helm of the Wildcat program through 2016. That contract has been extended several times since, including June of 2014, which keeps Lawson in UK blue through the 2020 season.

In 2010, the Wildcats charted a 32-27 record and entered into the national rankings for the first time in program history, while also knocking off five top-seven ranked opponents on the year. Behind the pitching tandem of sophomores Riley and Bell, the Wildcats broke school records in nearly every pitching category. Kentucky's offense continued to make strides as well with improvements in batting average, home runs, RBI and sacrifice hits for the third consecutive season under the direction of Lawson.

Lawson became just the third head coach in the history of the Kentucky softball program after spending three seasons at Western Kentucky. She also served as an assistant coach at Maryland from 1996-2002 and was the associate head coach of the Philadelphia Force professional team in 2006.

Lawson tallied a record of 92-84 (.523) during her tenure with the Hilltoppers. In her first season at WKU, she led the Toppers to a spot in the Sun Belt Conference Tournament championship game. Picked to finish last in the preseason poll, WKU tied for second in the conference standings after setting a school record with 12 Sun Belt victories. The Billings, Mont., native led WKU to a 33-24 record in 2005 and reached the 30-win plateau again in 2007.

Lawson and the Hilltoppers battled nine NCAA Regional participants in 2006, including four teams ranked in the top 25, while finishing third in the Sun Belt regular-season play. She guided the squad to wins over perennial powers Long Beach State, South Florida, Mississippi Valley, as well as No. 13 Louisiana-Lafayette and No. 21 Louisville. In fact, then-freshman pitcher Ryan Rogge tossed the school's third no hitter against the Ragin' Cajuns in WKU's 8-0 victory.

The win handed UL its first run-rule defeat in an SBC contest. Three Hilltoppers - Lathrop, Rolfs and Rogge - each earned SBC Player- and Pitcher-of-the-Week honors throughout the season, as Rolfs and outfielder Alana Towns notched all-conference honors.

Lawson was a two-time all-conference player at Massachusetts, where she was part of a program that advanced to the 1992 Women's College World Series, and has seven years experience as an assistant coach at Maryland.

During her four-year career at UMass, Lawson helped the Minutewomen post a combined record of 142-68 (67.6 percent) including a 39-3 (92.9 percent) Atlantic 10 mark. In addition to the 1992 WCWS appearance, she was a part of squads that also advanced to the NCAA Tournament her freshman season, won three A-10 Tournament titles and claimed the league regular-season championship four straight years.

Lawson was honored individually for her accomplishments on and off the field. She was both an All-Conference and All-Atlantic 10 Tournament performer in 1992 and 1994, and was also named to the A-10 Academic all-conference squad following each of her final two seasons.

Lawson joined the Maryland staff in 1996 and helped the Terrapins post six winning seasons in her seven years in College Park. Her responsibilities included recruiting, scheduling, organizing practice and travel, as well as running camps and clinics. In 1999, Lawson and company were selected the National Fastpitch Coaches Association Mid-Atlantic Coaching Staff of the Year after leading the Terrapins to a 51-23 record, their first ACC regular-season title and the championship game of the NCAA Region II Tournament.

During her time at Maryland, Lawson helped eight individuals earn NFCA all-region accolades -- with an All-America honoree in 1999 -- and nine players collected all-conference honors.

A 1994 graduate of Massachusetts with a degree in exercise science, Lawson also earned her master's degree in sports management from UMass in 1998. She is the daughter of Elaine and Gerald Lawson and has 12 siblings.

Before Lawson	Kentucky	During Lawson
11	Seasons	9
1	Winning Seasons	8
242 (.373)	Wins. (Pct.)	322 (.602)
64	SEC Wins	107
0	Wins vs. Top 25	72
0	NCAA Tournaments	8
0	Super Regionals	4
0	WCWS	1
4	All-SEC Honors	33
94	SEC Academic Honor Roll Honorees	132

## LAWSON YEAR-BY-YEAR AS HEAD COACH

Year	Team	Overall Record	Conference Record
2005	Western Kentucky	33-24	11-8
2006	Western Kentucky	29-28	8-7
2007	Western Kentucky	30-32	11-13
2008	Kentucky	17-37	3-25
2009	Kentucky	34-23	13-14
2010	Kentucky	32-27	13-15
2011	Kentucky	40-16	14-9
2012	Kentucky	30-30	15-13
2013	Kentucky	41-21	13-11
2014	Kentucky	50-19	13-11
2015	Kentucky	32-26	5-19
2016	Kentucky	46-14	17-7
Total	12 Seasons	412-295	166-152
	At Kentucky	322-213	106-124
	At WKU	92-84	30-31

**2008-Present:** Kentucky, Head Coach

**2005-07:** Western Kentucky, Head Coach

**2006:** Associate Head Coach, Philadelphia Force

**1996-2002:** Assistant Coach, Maryland



# LAWSON VS. ALL OPPONENTS

Team	Total	At UK	At WKU	Team	Total	At UK	At WKU
Akron	1-1	--	1-1	Mississippi St.	17-8	17-7	0-1
Alabama	5-17	5-16	0-1	MS Valley State	3-0	1-0	2-0
Albany	1-0	1-0	--	Missouri-Kansas City	1-0	1-0	--
Arizona	1-0	1-0	--	Morehead State	6-0	6-0	--
Arizona State	2-3	2-3	--	Murray State	3-0	3-0	--
Arkansas	13-10	12-10	1-0	New Mexico	1-0	1-0	--
Auburn	8-16	8-16	--	New Mexico St.	3-2	--	3-2
Austin Peay	10-1	4-0	6-1	Nicholls State	1-0	1-0	--
Ball State	1-0	1-0	--	North Carolina	1-0	1-0	--
Baylor	0-1	0-1	--	N.C. State	2-2	1-1	1-1
Belmont	4-0	--	4-0	North Dakota State	1-0	1-0	--
Bradley	0-1	--	0-1	Northern Kentucky	1-0	1-0	--
Brigham Young	1-1	1-1	--	North Florida	2-0	2-0	--
Buffalo	0-1	--	0-1	North Texas	9-4	--	9-4
Butler	2-0	2-0	--	Northwestern	1-0	1-0	--
California	3-4	3-4	--	Notre Dame	3-0	3-0	--
Cal State Fullerton	1-0	1-0	--	Ohio	7-1	6-0	1-0
Cal Poly	1-0	1-0	--	Ohio State	3-3	2-3	--
Canisius	1-0	1-0	--	Oklahoma	1-2	1-2	--
Centenary	1-0	1-0	--	Ole Miss	15-5	15-5	--
Central Florida	1-2	1-2	--	Oregon	2-0	2-0	--
Central Michigan	1-0	1-0	--	Oregon State	2-1	2-1	--
Colorado State	1-1	1-0	0-1	Penn State	2-0	2-0	--
Connecticut	1-1	1-1	--	Pacific	1-0	1-0	--
DePaul	2-2	2-2	--	Pittsburgh	2-0	2-0	--
Eastern Illinois	2-0	2-0	--	Portland State	0-1	0-1	--
Eastern Kentucky	10-2	8-0	2-2	Purdue	1-1	1-0	0-1
Eastern Michigan	0-1	--	0-1	Radford	1-0	1-0	--
Evansville	3-1	2-0	1-1	Santa Clara	1-0	1-0	--
Fairfield	1-0	1-0	--	San Diego	1-0	1-0	--
Florida	7-15	7-15	--	San Diego State	5-1	4-1	1-0
Florida A&M	1-0	1-0	--	SE Missouri St.	2-0	--	2-0
Florida Atlantic	6-3	6-0	0-3	South Alabama	2-1	--	2-1
Florida Int.	7-5	1-0	6-5	South Carolina	16-9	16-9	--
Florida State	2-2	2-2	--	South Dakota	1-0	1-0	--
Georgetown	1-0	1-0	--	South Florida	3-2	1-0	2-2
Georgia	4-23	4-20	0-3	Southern Illinois	2-0	2-0	--
Georgia State	0-1	0-1	--	SIUE	1-0	1-0	--
Georgia Southern	4-1	4-1	--	Stanford	1-1	1-1	--
Georgia Tech	0-1	0-1	--	Stephen F. Austin	2-0	2-0	--
George Washington	1-0	1-0	--	Stetson	2-0	2-0	--
Hawaii	1-2	1-2	--	St. Francis (Pa.)	1-0	1-0	--
Howard	1-0	1-0	--	St. John's	1-0	--	1-0
Illinois	2-0	2-0	--	Tennessee	7-18	7-16	0-2
Illinois State	1-3	--	1-3	Tennessee-Chatt.	4-1	3-1	1-0
Indiana	6-3	4-2	2-1	Tennessee-Martin	1-1	--	1-1
Indiana State	0-1	--	0-1	Tennessee State	5-1	--	5-1
Iowa	0-1	0-1	--	Tennessee Tech	4-0	4-0	--
IPFW	1-0	1-0	--	Texas	2-0	2-0	--
IUPUI	2-1	1-0	1-1	Texas A&M	3-3	3-3	--
Jacksonville	2-0	--	2-0	Texas A&M-CC	0-1	0-1	--
Jacksonville State	2-0	2-0	--	Texas Tech	1-0	1-0	--
James Madison	1-1	1-0	0-1	Toledo	2-0	2-0	--
Kansas	2-1	2-1	--	Troy	2-6	--	2-6
Kent State	4-1	4-1	--	UAB	0-2	0-2	--
Kentucky	2-4	--	2-4	UC Davis	1-0	1-0	--
Kennesaw State	0-1	0-1	--	UC Riverside	1-0	1-0	--
La.-Lafayette	4-12	1-2	3-10	UCLA	2-5	2-5	--
La.-Monroe	3-0	--	3-0	UNC-Wilmington	0-1	--	0-1
Lehigh	1-0	1-0	--	UNC-Charlotte	0-1	0-1	--
Louisiana Tech	2-0	2-0	--	UNLV	1-0	1-0	--
Liberty	1-0	1-0	--	USC Upstate	1-0	1-0	--
Lipscomb	6-3	2-1	4-2	Utah	2-2	2-2	--
Long Beach St.	4-1	3-1	1-0	Valparaiso	1-0	1-0	--
LIU-Brooklyn	2-0	2-0	--	Virginia	1-1	--	1-1
Louisville	8-15	6-12	2-3	Virginia Tech	2-3	2-2	0-1
LSU	11-18	11-16	0-2	Wagner Coll.	1-0	--	1-0
Loyola Marymount	3-0	2-0	1-0	Washington	1-1	1-0	0-1
Marshall	7-0	7-0	--	Western Carolina	1-0	1-0	--
Maryland	2-1	2-1	--	Western Illinois	1-1	0-1	1-0
Memphis	0-1	0-1	--	Western Kentucky	8-0	8-0	--
Miami (Ohio)	4-1	4-0	0-1	Western Michigan	3-0	3-0	--
Michigan	2-6	2-5	0-1	Wichita State	1-1	1-1	--
Michigan State	1-1	--	1-1	Winthrop	2-3	1-0	1-3
Middle Tenn. St.	11-3	3-0	8-3	Wright State	6-0	3-0	3-0
Minnesota	1-0	1-0	--	<b>Totals</b>	<b>412-295</b>	<b>322-213</b>	<b>92-84</b>
Missouri	5-4	5-4	--				

# KRISTINE HIMES

## ASSOCIATE HEAD COACH - TENTH SEASON

Talk with Kentucky softball head coach Rachel Lawson for two minutes about her program and its recent success and she will inevitably push off credit to associate head coach Kristine Himes, who is entering her 10th season with UK's program in 2017, and has been with Lawson every step of the way in Lexington.

Himes is in her sixth season as the associate head coach of the Kentucky softball team after serving four seasons as assistant coach until a promotion following the 2011 season. Himes handles many day-to-day dealings with the program and is responsible for the development of the Wildcats' infield. She also is UK's hitting coach and has led some of the highest power offenses in school history in her time with the Wildcats.

On the field, Kentucky's batters have improved dramatically since Himes' arrival. The Wildcats charted an improved team batting average in six of Himes' first seven seasons in Lexington. In fact, in the six years before Himes arrived at Kentucky, UK had only posted a team batting average over .255 two times, while UK has earned that honor in all seven years under Himes' tutelage.

In 2014, Himes helped guide Kentucky's to its first-ever appearance in the Women's College World Series behind some impressive defense and clutch hits. The Wildcats broke several single-season records en route to the program's first 50-win season, tying the school record for most home runs in a game with five against Ole Miss, while it hit 71 home runs overall, breaking the previous program record for homers in a season. UK also set single-season records in runs scored, doubles, RBI, total bases and walks drawn.

Defensively, Himes' coaching led Kentucky to its best season in the field in her tenure, setting a program record .972 fielding percentage, including a program-best 1,455 putouts.

The 2014 season was a continuation of the progress UK has shown under Himes as UK's offense in 2013 set or tied several school records as well. The Wildcats posted 62 home runs in 2013, which is the third most in program history. Himes preached patience at the plate in 2013 with UK responding by drawing the second-most walks in school history with 211 and moving runners around when they did get on base with 69 stolen bases.

Himes' coaching showed in UK's win over top-25 North Carolina in 2013 as the Wildcats set countless school records in the win. UK had 18 runs against UNC, which tied the most runs in a game with Kentucky's eventual 18-0 win marking the largest margin of victory in school history. UK had four homers in the game, which at the time was the most in a game in school history, while UK's 18 RBI was the most ever in a single game. Entering the game vs. UNC, UK had scored 12 or more runs in a game 27 times in school history with the Wildcats reaching that mark in the first inning alone against the Tar Heels.

The 2013 team hit three or more home runs in eight games, including four or more home runs three times. UK hit a school record five home runs against Middle Tennessee State, while it hit four homers in game one of the 2013 NCAA Tempe Super Regional, the most homers ever hit in an NCAA Tournament game for UK.

In 2011, Himes took over duties as UK's third base coach and the Wildcats delivered by shattering six offensive records including batting average (.295) and home runs (65). Four different players posted 10 or more homers in a season for the first time in school history.

The stage was set in 2010 for an offensive outbreak when UK had a .269 combined batting average with four players batting over .325.

Himes developed former All-America player Molly Johnson, who broke numerous school records, including the school's batting average and home run records when she graduated. She also notched single-season records with 81 hits in 2009 and 20 doubles in 2008.

Brittany Cervantes, who graduated in 2012, excelled under Himes, ending her career ranking first in the UK records for home runs with 48. Cervantes also finished top 10 in the UK career rankings in doubles, walks, RBI, runs scored and slugging percentage. In addition, the tandem of former stars Meagan Aull and Megan Yocke rank among UK's all-time leaders in nearly

every offensive category including batting average, doubles, home runs and stolen bases.

Himes showed her ability to develop talent in 2012, when she led Cervantes, Kara Dill and Griffin Joiner to All-SEC honors. Cervantes had a great senior season, leading the team in home runs, RBI and doubles. Dill continued to show offensive improvement leading the team with a .351 average and a career-high 71 hits, which ranked fifth-most all-time in school history. Joiner had a great freshman season, hitting .278 with 20 RBI and four homers.

Prior to joining UK, Himes served under Lawson at Western Kentucky for one season. The Hilltoppers emerged as one of the top teams in the conference.

Himes' coaching career began at George Washington University, where she spent two seasons helping the Colonials continue to establish themselves as a Division I program.

Himes made her professional debut in 2006 with the Philadelphia Force before spending one season at Western Kentucky.

A native of Bolivar, Ohio, Himes was an All-Big Ten standout power-hitting third baseman for the Ohio State University. Himes finished her career as the Buckeyes' all-time career (41) and single-season (16) home run leader. She also was second in career games played and ranks in the top five in walks and RBI. The 2002 year marked a defining season in Buckeye history as Himes also helped lead OSU to a 55-14 record and an NCAA Regional Championship appearance. She was also invited to participate in the Olympic Training Camp that spring.

Himes graduated from OSU with a degree in business administration also earned a master's in sport management from WKU in 2007.



### HIMES YEAR-BY-YEAR AT KENTUCKY

Year	Team	Overall Record	Conference Record
2008	Kentucky	17-37	3-25
2009	Kentucky	34-23	13-14
2010	Kentucky	32-27	13-15
2011	Kentucky	40-16	14-9
2012	Kentucky	30-30	15-13
2013	Kentucky	41-21	13-11
2014	Kentucky	50-19	13-11
2015	Kentucky	32-26	5-19
2016	Kentucky	46-14	17-7
Total	Nine Seasons	322-213	106-124

#### Coaching History:

**2012-Present:** Kentucky, Associate Head Coach

**2008-11:** Kentucky, Assistant Coach

**2007:** Western Kentucky, Assistant Coach

**2005-06:** George Washington, Assistant Coach

#### Playing History:

**2006:** Philadelphia Force

**2000-03:** Ohio State University



# MOLLY JOHNSON-BELCHER

## ASSISTANT COACH - SEVENTH SEASON

When former Kentucky standout Molly Johnson-Belcher played her last game in a UK uniform in 2010 some wondered what direction the program would head without its most productive offensive player ever. And although Johnson hasn't picked up a bat or glove in a game since 2010, head coach Rachel Lawson has still not spent a day as UK's head coach without the talented player - and now coach - as Johnson-Belcher is entering her seventh season in 2017 as an assistant coach for the UK softball team.

Johnson-Belcher, a four-year starter for the Wildcats, began her coaching career as an undergraduate assistant at UK in the fall of 2010 before being promoted to full time assistant coach prior to the 2011 spring season. Her impact on the program as a coach has been similar to her impact as a player, helping Kentucky to some of the best seasons in school history, including a school-record 50 wins and a trip to the Women's College World Series in 2014.

In 2014, Johnson-Belcher helped guide Kentucky to its best season in program history. Her impact on UK's infield defense shined bright as underclassmen infielders Christian Stokes and Nikki Sagermann improved every day defensively for UK, while Krystal Smith showed drastic improvements defensively from years past to provide UK depth at third base and second base. The Wildcats responded to Johnson-Belcher's teachings by posting the best fielding percentage in program history.

In 2013, Johnson-Belcher, who is responsible for scouting, coaching film and on-field coaching of the infield, helped Lawson and associate head coach Kristine Himes mold a young team into a NCAA Tournament national seed that went to a NCAA Super Regional and finished ranked in the top 15 of both collegiate softball final rankings.

In her first year coaching at her alma mater in 2011, Johnson-Belcher helped UK to a then-school-record 40-win season, serving as the first base coach where UK shattered six offensive single-season records in the history-making season. She is also responsible for scouting, film and on-field coaching in the infield.

In her six years coaching at Kentucky, Johnson-Belcher as helped guide Kentucky to a new program-record win total four times.



Johnson-Belcher had an impressive playing career after her collegiate career ended as she suited up for the United States National Team a few years. She began her career with Team USA prior to her senior season at Kentucky.

Perhaps the most productive player in school history, Johnson-Belcher capped her career as the all-time best in home runs (35) and batting average (.389) in school history. Her efficiency extended to the field where she was a dynamic shortstop as the cornerstone of Lawson's defense in starting in more than 100 career games.

Johnson-Belcher became the Wildcats' first All-America selection after a sensational junior season where she had career-highs in nine offensive categories while breaking three single-season Kentucky records. She set UK seasonal records in runs scored (53), hits (81) and on-base percentage (.498) en route to her garnering All-America status.

After emerging as one of the best collegiate players, Johnson-Belcher continued her career with the United States National team in the summers of 2009 and 2010. Johnson-Belcher suited up with the USA Futures squad in the 2010 summer and compiled an impressive 3-3 record against the world's top softball talent.

Kentucky's former great made her presence felt for the Futures team as she started all six contests at the shortstop position. Johnson-Belcher's defensive prowess was on notice for the world as she racked up 14 putouts and nine assists at the tournament. At the plate, Johnson-Belcher batted .200 for the weekend and accumulated four hits. She delivered on all of those hits, however, as she totaled four RBI. Johnson-Belcher married in the summer of 2013 to Allen Belcher.

### JOHNSON-BELCHER YEAR-BY-YEAR AT UK

Year	Team	Overall Record	Conference Record
2011	Kentucky	40-16	14-9
2012	Kentucky	30-30	15-13
2013	Kentucky	41-21	13-11
2014	Kentucky	50-19	13-11
2015	Kentucky	32-26	5-19
2016	Kentucky	46-14	17-7
Total	Six Seasons	329-126	67-63

#### Coaching History:

**2011-Present:** Kentucky, Assistant Coach

**Fall 2010:** Kentucky, Undergraduate Assistant Coach

#### Playing History:

**2009-10** United States National Team

**2007-10:** University of Kentucky



# 2017 SOFTBALL SUPPORT STAFF



**GRIFFIN JOINER**  
Graduate Assistant

After one of the most successful careers in UK softball history, Griffin Joiner continues her stay in the softball family as a graduate assistant. Joiner will help the full-time coaching

staff with all day-to-day logistical aspects of the program.

In her time with the Wildcats on the field, Joiner accomplished as much as anyone ever has at Kentucky including:

- All-SEC Freshman Team by league coaches (2012)
- SEC Freshman of the Week (2012)
- Second-Team All-SEC by league coaches (2013)
- SEC All-Defensive Team by league coaches (2013)
- Preseason All-SEC by league coaches (2014)
- SEC Player of the Week (2014)
- Louisville Slugger/NFCA Player of the Week (2014)
- CoSIDA Academic All-District (2014)
- SEC All-Defensive Team by league coaches (2014)
- Third-Team NFCA All-Southeast Region (2014)
- Preseason All-SEC by league coaches (2015)
- SEC Academic Honor Roll (2012, 2013, 2014)




**SANDRA SIMMONS**  
Graduate Assistant

After a four-year career as a star outfielder at Louisiana State University, Fountain, Valley, California native Sandra Simmons joins the Kentucky coaching staff, where she will be serving in a graduate assistant role for the 2017 season.

The All-SEC performer earned four varsity letters for Beth Torina at LSU and appeared in the Women's College World Series in her junior and senior seasons with the Tigers.

She earned five significant honors her senior year with LSU including a spot on the 2016 Southeastern Conference Community Service Team, 2016 All-SEC Tournament Team, 2016 National Fastpitch Coaches' Association (NFCA) All-South Regional Team, 2016 NCAA All-Baton Rouge Regional Team and 2016 LSWA All-Louisiana First Team.

Simmons will be helping Kentucky in all aspects of day-to-day planning, in addition to other needs with the coaching staff.



**MYLES POOLE**  
Equipment Manager

Myles Poole begins his first season as the Kentucky softball equipment manager in 2017. Poole will be responsible for all of Kentucky's equipment needs for the 2017 season including Nike jerseys, balls, bats and much more in the day-to-day process.

Poole graduated from Kentucky with a Bachelor of Science degree in Kinesiology, while also graduating from Kentucky to obtain his masters degree in Kinesiology as well.

In his time at Kentucky, Poole has worked with the football team, where he was primarily responsible for the coaching staff's requests and is now working with the Kentucky softball team and the nationally-ranked track and field team under the direction of head coach, Edrick Floreal.

Poole is a native of Louisville, Kentucky.



**2014 NFCA  
National  
Coaching Staff of  
the Year**



# 2017 SOFTBALL SUPPORT STAFF

## ATHLETE DEVELOPMENT AND PERFORMANCE



### STEPHANIE SIMMONS

#### Administration

Stephanie Simmons begins her fourth season as the administrator for softball at Kentucky, where she is the Assistant AD for Administration under athletics director Mitch Barnhart. Simmons came to UK from UCLA, where she worked from 1998-2002. She left the Bruins as the associate head strength & conditioning coach in charge of volleyball, women's soccer, men's and women's water polo, women's swimming, women's basketball and softball.

Simmons worked with three national championship teams and coached several Olympians. She began her coaching career as a graduate assistant at Ohio University in 1997 and competed in Olympic weightlifting and qualified for the American Open in 1999.

She is married to Matt Simmons, and the couple has two daughters, Piper and Charlie.



### JASON CUMMINS

#### Impact Leadership

Jason Cummins works closely with the entire coaching staff to help SELECT the right teammates, DEVELOP them to be their best, so that we WIN better.

Cummins is a former Lt. Col. in the United States Army and spends his time now working with UK Athletics' teams on leadership.

In addition, Cummins teaches an impact leadership class with UK staff members on an annual basis.

After three deployments and two positions teaching future leaders of the United States Army, Cummins retired in 2013. He now focuses on his most important leadership role, as father to his two young boys and husband to his wife.



### RYAN DEVRIENDT

#### Strength and Conditioning

Ryan DeVriendt is in his eighth season as the head strength and conditioning coach for the University of Kentucky, having worked at UK since 2007. The native of Sherrard, Ill., was promoted to his current position in 2009.

DeVriendt assists the team in speed, agility and conditioning training teaching proper techniques in running and lifting mechanics. Before being promoted, the John and Marilyn Poole Scholarship award winner was an intern in the UK strength and conditioning office.

DeVriendt, his wife Sarah and their son Colton, reside in Lexington.



### MONICA FOWLER

#### Nutritionist

Monica Fowler is responsible for the nutritional aspects of all 22 athletic teams at UK, which includes nutritional counseling and assessments, meal planning and maintaining nutritional supplements

Prior to working with the development of Nutrition Department at UK, she served as a clinical dietitian from 2010-12 for RD Associates of Kentucky In 2009, Fowler developed a color coding program called "Connect the Dots" which helps local elementary students chose bal-

anced, nutritious meals. This system has now been implemented in every elementary school in Fayette County.

Earned her bachelor's degree in dietetics in 2010 and a master's degree in hospitality and dietetics administration from UK in 2012 and became a certified specialist in sports dietetics in 2013.



### BRI PAPOTTO

#### Athletic Trainer

Bri Papotto is in her fourth season as the UK softball team's athletic trainer. She works full-time with the softball team and is in attendance during every conditioning workout and practice.

Papotto provides immediate medical care for sports-related injuries and also works in conjunction with the full-time UK athletic training staff and medical team to provide top-notch medical care to all of UK's student athletes.

## ACADEMICS & LIFE SKILLS



### AMY CRAIGLOW

#### Academic Counselor

Amy Craiglow joined the Center for Academic & Tutorial Services staff in the fall of 1997. Craiglow serves as the softball, volleyball and men's golf counselor. She has worked with men's and women's golf, women's tennis, softball, volleyball and men's and women's basketball during her tenure at Kentucky. She is a graduate of Francis Marion University and West Virginia University. At Francis Marion, Craiglow lettered in softball and earned a bachelor's degree in English. She received her master's degree from West Virginia in Sport Management.

Dustin's day-to-day responsibilities include assisting with academic counseling for the women's golf and rifle teams; coordinating outreach programs with the Life Skills Director; overseeing the CATS budget.



### DUSTIN LEWIS

#### Life Skills Coordinator

Dustin Lewis is in his fifth year working as an administrative support associate at the Center for Academic and Tutorial Services (CATS). Dustin works directly for Bob Bradley, Associate Athletic Director for Student Services.

Dustin received a B.A. in Public Relations from Western Kentucky University in 2003. He earned a master's in Kinesiology and Health Promotion with an emphasis in Sports Leadership from the University of Kentucky in 2008.

## GROUNDS CREW



### JOSH BARNES

#### Sports Turf

Josh Barnes is in his second year as an assistant director of sports turf management.

Barnes is responsible for landscaping and maintenance of all of UK's athletic complexes, including Commonwealth Stadium, John Cropp Stadium and the Bell Soccer Complex. In his spare time, he enjoys spending time with his family and playing video games.



### MARCUS ELSWICK

#### Sports Turf

Marcus Elswick is in his fifth year at Kentucky and second as a full-time employee helping maintain the fields at John Cropp Stadium and the Bell Soccer Complex. He is 25 years old and single, and enjoys playing basketball in his spare time.



## FAN RELATIONS

### EMILY DENT

#### Ticket Office

Emily Dent is in her 12th season overseeing ticket operations for the UK softball team. Dent is responsible for handling tickets and player pass lists prior to all UK softball games.

Dent served as a ticket sales/support associate for eight seasons and is now entering her fourth season as assistant director of ticket operations. She also works with men's basketball, track and field, men's and women's soccer, football, and helps with the Olympic sports pass.



### KATE RAMSEY

#### Event Management

Kate Ramsey is in her fourth season working with coach Rachel Lawson and the UK softball team after spending the last two years as a graduate assistant in UK's event management office.

Ramsey is responsible for the event management portion of UK softball home games. She supervises facility management, parking and concessions at the stadium.

Ramsey earned her bachelor's degree in family science for UK and worked within the athletics department as a student worker as an undergraduate.

Kate is married to Guy Ramsey. The couple resides in Lexington.



### KATE STOESS

#### Marketing

Kate Stoess joined Kentucky in 2015 and is in her second season as the Director of Marketing and also works with the volleyball and softball teams in developing marketing plans for the Wildcats.

Stoess previously served as the Assistant Director of Marketing and Fan Experience at the University of Kansas, where she was the primary marketing contact for the KU women's basketball team and the secondary marketing contact for the Jayhawk football team.

Prior to her time in Lawrence, Stoess was the Assistant Director of Athletic Marketing and Promotions at the University of Maine.

The Crestwood, Ky. native graduated from the University of Louisville in 2006 with a bachelor's in sports administration.



### CHRIS SHOALS

#### Media Relations

Chris Shoals is in his seventh season at Kentucky, and second as the media relations contact for the softball team. In addition to softball, Shoals also works with the UK women's soccer team. He is from Cincinnati, Ohio and resides in Lexington.



# 2017 OPPONENTS

## **FLORIDA A&M**

Head Coach: Veronica Wiggins  
Record at School: 668-761 (24 years)  
2016 Record: 22-24  
Conference Record/Finish: 10-2/  
NCAA Finish: NCAA Regionals  
Softball SID: TBA  
E-mail: TBA  
Web site: famuathletics.com

## **PITTSBURGH**

Head Coach: Holly Aprile  
Record at School: 214-193 (9 years)  
Overall Record: Same  
2016 Record: 31-21  
Conference Record/Finish: 8-14/ 8th ACC  
NCAA Finish: n/a  
Letterwinners R/L: 10/6  
Softball SID: Casey Bonk  
E-mail: cbonk@athletics.pitt.edu  
Web site: pittsburghpanthers.com

## **CENTRAL FLORIDA**

Head Coach: Renee Luers-Gillispie  
Record at School: 729-512-3  
Overall Record: 524-336-1  
2016 Record: 38-22  
Conference Record/Finish: 12-4/1st  
NCAA Finish: NCAA Regionals  
Softball SID: Nate Blythe  
E-mail: nblythe@athletics.ucf.edu  
Web site: ucfknights.com

## **UCLA**

Head Coach: Kelly Inouye-Perez  
Record at School: 438-144-1  
Overall Record: 438-144-1  
2016 Record: 40-16-1  
Conference Record/Finish: 16-5-1/ 2nd Pac-12  
NCAA Finish: WCWS  
Softball SID: James Ybiernas  
E-mail: jybiernas@athletics.ucla.edu  
Web site: uclabruins.com

## **UC-DAVIS**

Head Coach: Erin Thorpe  
Record at School: 33-66/ (2 years)  
Overall Record: 257-357-1 (13 years)  
2016 Record: 15-35  
Conference Record: 4-17/ 8th Big West  
NCAA Finish: n/a  
Letterwinners R/L: 12/7  
Softball SID: Eric Bankston  
E-mail: elbankston@ucdavis.edu

Web site: ucdavisaggies.com

## **OREGON**

Head Coach: Mike White  
Record at School: 328-93-1  
Overall Record: 328-93-1  
2016 Record: 48-10  
Conference Record: 20-4/ 1st Pac-12  
NCAA Finish: NCAA Super Regionals  
Softball SID: Joe Waltasti  
E-mail: waltasti@uoregon.edu  
Web site: goducks.com

## **CALIFORNIA STATE NORTHRIDGE**

Head Coach: Tairia Flowers  
Record at School: 251-120  
Overall Record: Sa,e  
2016 Record: 34-22  
Conference Record/Finish: 14-7  
NCAA Finish: None  
Softball SID: Geoff Herberg  
E-mail: geoffrey.herberg@csun.edu  
Web site: gomatadors.com

## **UCONN**

Head Coach: Jen McIntyre  
Record at School: third Season  
Overall Record: 37-68  
2016 Record: 19-33  
Conference Record/Finish: 4-12/ 7th AAC  
NCAA Finish: n/a  
Letterwinners R/L: 10/7  
Softball SID: Steve Lewis  
E-mail: steven.l.lewis@uconn.edu  
Web site: UConnHuskies.com

## **MEMPHIS**

Head Coach: Natalie Poole  
Record at School: 112-171 (6 years)  
Overall Record: 441-504 (16 years)  
2016 Record: 26-31  
Conference Record/Finish: 7-11/ 5th AAC  
NCAA Finish: n/a  
Letterwinners R/L: 14/6  
Softball SID: Jen Lawson  
E-mail: j.lawson@memphis.edu  
Web site: gotigersgo.com

## **FLORIDA ATLANTIC**

Head Coach: Joan Joyce  
Record at School: 880-521-1  
Overall Record: 880-521-1  
2016 Record: 51-9  
Conference Record/Finish: 22-2/ 1st C-USA

East  
NCAA Finish: NCAA Regionals  
Softball SID: Keva Anderson-Konsker  
E-mail: kanderso@fau.edu  
Web site: fausports.com

## **NORTHERN ILLINOIS**

Head Coach: Christina Sutcliffe  
Record at School: 116-107  
Overall Record: Same  
2016 Record: 35-20  
Conference Record/Finish: 13-10/ 1st MAC West  
NCAA Finish: None  
Softball SID: Joe Summins  
E-mail: jsummins@niu.edu  
Web site: niuhuskies.com

## **SOUTHERN ILLINOIS**

Head Coach: Keri Blaylock  
Record at School: 595-324-1  
Overall Record: 595-324-1  
2016 Record: 33-19  
Conference Record/Finish: 4th  
NCAA Finish: None  
Softball SID: Drew Hoffman  
E-mail: drew13hoffman@siu.edu  
Web site: siuni.sidearmsports.com

## **UNIVERSITY OF ILLINOIS - CHICAGO**

Head Coach: Lynn Curylo  
Record at School: 0-0  
Overall Record: 147-185 (6 years)  
2016 Record: 33-18  
Conference Record/Finish: 18-5/ 1st Horizon  
NCAA Finish: n/a  
Letterwinners R/L: 14/4  
Softball SID: Laura White  
E-mail: lwhite88@uic.edu  
Web site: uicflames.com

## **DAYTON**

Head Coach: Cara LaPlaca  
Record at School: 210-244-2  
Overall Record: 210-244-2  
2016 Record: 27-21-1  
Conference Record/Finish: 14-5-1/Champ. Game  
NCAA Finish: None  
Softball SID: Jenna Willhoit  
E-mail: jwillhoit1@udayton.edu  
Web site: daytonflyers.com





# 2017 OPPONENTS

## EVANSVILLE

Head Coach: Mat Mundell  
Record at School: 227-144  
Overall Record: 302-199  
2016 Record: 24-26  
Conference Record: 12-14 MVC  
Softball SID: Bob Pristash  
E-mail: rp113@evansville.edu  
Web site: gopurpleaces.com

## KENT STATE

Head Coach: Eric Oakley  
Record at School: 217-98  
Overall Record: Same  
2016 Record: 36-21  
Conference Record/Finish: 16-7/ 1st MAC East  
NCAA Finish: None  
Softball SID: Jay Fiorello  
E-mail: jfiorel2@kent.edu  
Web site: kentstatesports.com

## DREXEL

Head Coach: Carl Taylor  
Record at School: 39-58-0 (3rd season)  
Overall Record: 288-188-2 (15th season)  
2016 Record: 20-35  
Conference Record: 0-19/ 8th CAA  
NCAA Finish: None  
Softball SID: Molly Sweeney  
E-mail: mas394@drexel.edu  
Web site: drexeldragons.com

## MICHIGAN

Head Coach: Carol Hutchins  
Record at School: 1,484-478-4  
Overall Record: 1,484-478-4  
2016 Record: 52-7  
Conference Record/Finish: 22-2/ 1st Bi1G  
NCAA Finish: WCWS  
Softball SID: Leah Howard  
E-mail: lchoward@umich.edu  
Web site: mgoblue.com

## GEORGIA

Head Coach: Lu Harris-Champer  
Record at School: 777-285 (17th Season)  
Overall Record: 986-349-1 (20th season)  
2016 Record: 46-20  
Conference Record: 12-2/ 6th SEC  
NCAA Finish: WCWS  
Softball SID: Whitney Tarpay  
E-mail: wtarpay.sports.ua.edu  
Web site: georgiadogs.com

## EASTERN KENTUCKY

Head Coach: Jane Worthington  
Record at School: 663-614 (25 years)  
Career Record: 663-614 (25 years)  
2016 Record: 37-17  
Conference Record/Finish: 17-8/2nd OVC  
Softball SID: Brandon Johnson  
E-mail: brandon.johnson@eku.edu  
Web site: ekusports.com

## ARKANSAS

Head Coach: Courtney Deifel  
Record at School: 10-31  
Overall Record: 37-58  
2016 Record: 17-39  
Conference Record/Finish: 1-23/ SEC  
NCAA Finish: None  
Softball SID: Zach Lawson  
E-mail: slawson.uark.edu  
Web site: arkansasrazorbacks.com

## NORTHERN KENTUCKY

Head Coach: Kathryn Gleason  
Record at School: 13-40  
Overall Record: 87-114-1  
2016 Record: 12-37  
Conference Record/Finish: 4-15/ Horizon  
NCAA Finish: None  
Softball SID: Chloe Smith  
E-mail: smithc104@nku.edu  
Web site: nkunorse.com

## OLE MISS

Head Coach: Mike Smith  
Record at School: 71-47 (3 years)  
Overall Record: 819-273 (18 years)  
2016 Record: 41-22  
Conference Record/Finish: 11-13/ 9th SEC  
NCAA Finish: NCAA Regionals  
Letterwinners R/L: 14/10  
Softball SID: Brandon Lee  
E-mail: bmlee@olemiss.edu  
Web site: OleMissSports.com

## WESTERN KENTUCKY

Head Coach: Amy Tudor  
Record at School: 86-68-1 (3 seasons)  
Overall Record: 303-274-2 (12 seasons)  
2016 Record: 17-30  
Conference Record/Finish: 8-13/ 10th C-USA  
NCAA Finish: n/a  
Letterwinners R/L: 5/11  
Softball SID: Jessica Leifheit  
E-mail: jessica.leifheit@wku.edu

Web site: wkusports.com

## TENNESSEE

Co-Head Coaches: Karen Weekly; Ralph Weekly  
Record at School: 754-233-2 // 754-233-2  
Overall Record: 1,255-414-2 // 977-330-2  
2016 Record: 43-16  
Conference Record/Finish: 16-7/ 3rd SEC  
NCAA Finish: NCAA Regionals  
Softball SID: Sean Barows  
E-mail: sbarows@utk.edu  
Web site: utsports.com

## MARSHALL

Head Coach: Shonda Stanton  
Record at School: 518-298  
Overall Record: 545-330  
2016 Record: 30-26  
Conference Record/Finish: 13-11/ 2nd C-USA East  
NCAA Finish: None  
Softball SID: Scott Hall  
E-mail: hall133@marshall.edu  
Web site: herdzone.com

## LOUISVILLE

Head Coach: Sandy Pearsall  
Record at School: 654-332 (.664)/17th year  
Career Record: 904-666 (.574)/30th year  
2016 Record: 35-17-0  
Conference Record/Finish: 15-8-0/ 2nd ACC  
NCAA Finish: NCAA Regionals  
Softball SID: Lori Korte  
E-mail: lorie.korte@louisville.edu  
Web site: gocards.com

## FLORIDA

Head Coach: Tim Walton  
Record at School: 608-128  
Overall Record: 731-192  
2016 Record: 56-7  
Conference Record/Finish: 20-4/ 1st SEC  
NCAA Finish: NCAA Super Regionals  
Softball SID: Herb Brooks  
E-mail: herbb@gators.ufl.edu  
Web site: floridagators.com

## INDIANA

Head Coach: Michelle Gardner  
Record at School: 143-232-1  
Overall Record: 330-408-1  
2016 Record: 29-25  
Conference Record/Finish: 10-13/9th B1G



# 2017 OPPONENTS

NCAA Finish: None  
Softball SID: Caitlin Davis  
E-mail: davis288@idiana.edu  
Web site: iub.sidearmsport.com

## MISSOURI

Head Coach: Ehren Earleywine  
Record at School: 452-154  
Overall Record: 599-209  
2016 Record: 42-16  
Conference Record: 14-10/ 6th SEC  
NCAA Finish: NCAA Super Regionals  
Softball SID: Andy Oldenburg  
E-mail: oldenburga@missouri.edu  
Web site: mutigers.com

## UT MARTIN

Head Coach: Donley Canary  
Record at School: 715-656-5  
Overall Record: Same  
2016 Record: 30-26  
Conference Record/Finish: 14-12/ 5th Ohio Valley  
Letterwinners R/L: 9/1  
Softball SID: Alex Boggis  
E-mail: daboggis@utm.edu  
Web site: utmsports.com

## TEXAS A&M

Head Coach: Jo Evans  
Record at School: 789-384-2  
Overall Record: 1102-594-2  
2016 Record: 39-20  
Conference Record/Finish: 9-15/ 10th SEC  
NCAA Finish: NCAA Regionals

Softball SID: Evan Roberts  
E-mail: eroberts@athletics.tamu.edu  
Web site: 12thman.com

## MISSISSIPPI STATE

Head Coach: Vann Stuedeman  
Record at School: 167-121 (6th season)  
Overall Record: Same  
2016 Record: 26-31  
Conference Record/Finish: 3-12/ 12th SEC  
NCAA Finish: n/a  
Letterwinners R/L: 16/2  
Softball SID: Andrew Piper  
E-mail: apiper@athletics.msstate.edu  
Web site: hailstate.com



## 2017 SOFTBALL TOURNAMENT INFORMATION

### UCF KNIGHTS INVITE

FEBRUARY 10-12  
ORLANDO, FLORIDA  
**Host:** Central Florida  
**Facility:** UCF Softball Complex  
**SID:** Nate Blythe  
**E-mail:** nblythe@athletics.ucf.edu  
**Web site:** ucfknights.com

### MARY NUTTER COLLEGIATE CLASSIC

FEBRUARY 17-18  
SAN DIEGO, CALIFORNIA  
**Host:** FloSoftball  
**SID:** Amy Symons Hughes  
**E-mail:** amy.s.hughes@mac.com  
**Web site:** marynutterclassic.wordpress.com

### FAU INVITATIONAL

FEBRUARY 24-26  
BOCA RATON, FLORIDA  
**Host:** Florida Atlantic  
**Facility:** FAU Softball Stadium  
**SID:** Justin Johnson  
**E-mail:** jjohn218@fau.edu  
**Web site:** fausports.com

### COACH "B" CLASSIC

MARCH 3-4  
CARBONDALE, ILLINOIS  
**Host:** Southern Illinois  
**Facility:** Williams Field  
**SID:** Nathan Bryant  
**E-mail:** nabryant@eiu.edu  
**Website:** eiupanthers.com

### SEC TOURNAMENT

MAY 10-13  
KNOXVILLE, TENNESSEE  
**Host:** Univ. of Tennessee  
**Facility:** The New Lee Stadium  
**Media Dir.:** Sean Barrows  
**E-mail:** sbarows@utk.edu  
**Web site:** SECSports.com





# 2016 FINAL STATISTICS

All Games | Record: 46-14 • Home: 14-7 • Away: 18-3 • Neutral: 14-4 • Conference: 17-7

Player	AVG	GP	GS	AB	R	H	2B	3B	HR	RBI	TB	SLG%	BB	HBP	SO	GDP	OB%	SF-SH	SB-ATT	PO	A	E	FLD%
Sylver Samuel	.337	60	60	178	25	60	1	1	0	7	63	.354	5	3	15	0	.366	0-7	23-29	35	1	2	.947
Abbey Cheek	.326	60	60	172	42	56	9	2	10	52	99	.576	18	6	27	5	.402	3-1	4-7	86	58	5	.966
Katie Reed	.312	60	60	170	34	53	8	3	3	22	76	.447	17	3	28	0	.378	3-7	12-15	94	88	6	.968
Brooklin Hinz	.310	56	52	142	22	44	12	0	7	35	77	.542	11	6	17	0	.381	1-4	1-2	20	2	1	.957
Nikki Sagermann	.285	58	58	144	33	41	5	1	6	23	66	.458	35	1	20	5	.425	1-1	4-4	22	87	6	.948
Jenny Schaper	.281	57	47	121	11	34	7	0	4	21	53	.438	17	2	19	0	.376	1-3	0-0	399	21	3	.993
Christian Stokes	.277	60	54	137	29	38	8	1	6	25	66	.482	19	8	28	0	.396	0-1	3-5	58	113	15	.919
Kelsey Nunley	.234	26	18	47	1	11	1	0	1	12	15	.319	5	1	12	0	.315	1-1	0-0	8	35	1	.977
Breanne Ray	.193	45	34	88	4	17	5	0	2	14	28	.318	4	3	12	0	.247	2-1	0-0	9	1	2	.833
Maisie Steed	.169	59	59	148	30	25	2	0	3	15	36	.243	33	3	29	0	.328	2-3	10-13	385	24	3	.993
Erin Rethlake	.123	49	18	57	8	7	0	0	0	2	7	.123	7	0	13	0	.219	0-3	3-3	18	8	0	1.000
-----																							
Stephanie Martino	1.000	2	0	1	1	1	0	0	0	1	1	1.000	1	0	0	0	1.000	0-0	0-0	0	1	0	1.000
Haley Andrus	.667	3	0	3	0	2	0	0	0	1	2	.667	0	0	0	0	.667	0-0	0-0	0	0	0	.000
Kelsee Henson	.357	14	2	14	2	5	1	0	1	6	9	.643	1	0	4	0	.400	0-1	0-0	0	0	0	.000
Sarah Rainwater	.250	54	14	8	12	2	0	0	0	2	2	.250	2	0	2	0	.400	0-0	1-1	10	1	1	.917
Rachael Metzger	.200	29	13	30	0	6	2	0	0	3	8	.267	3	3	5	0	.324	1-1	0-0	51	3	2	.964
Ansley Smith	.179	38	8	28	11	5	1	0	0	2	6	.214	5	1	8	0	.314	1-1	0-1	8	12	2	.909
Hannah Huffman	.000	33	0	2	15	0	0	0	0	0	0	.000	0	1	0	0	.333	0-0	4-4	0	0	0	.000
Madison Kearschner	.000	1	0	0	0	0	0	0	0	0	0	.000	0	0	0	0	.000	0-0	0-0	0	0	0	.000
<b>Totals</b>	<b>.273</b>	<b>60</b>	<b>60</b>	<b>1490</b>	<b>280</b>	<b>407</b>	<b>62</b>	<b>8</b>	<b>43</b>	<b>241</b>	<b>614</b>	<b>.412</b>	<b>183</b>	<b>41</b>	<b>239</b>	<b>10</b>	<b>.365</b>	<b>16-35</b>	<b>65-84</b>	<b>1206</b>	<b>499</b>	<b>57</b>	<b>.968</b>
<b>Opponents</b>	<b>.191</b>	<b>60</b>	<b>60</b>	<b>1466</b>	<b>130</b>	<b>280</b>	<b>44</b>	<b>4</b>	<b>28</b>	<b>113</b>	<b>416</b>	<b>.284</b>	<b>137</b>	<b>31</b>	<b>423</b>	<b>6</b>	<b>.274</b>	<b>2-30</b>	<b>52-64</b>	<b>1156</b>	<b>479</b>	<b>60</b>	<b>.965</b>

LOB - Team (327), Opp (331). DPs turned - Team (11), Opp (19). CI - Team (1), Metzger,R 1. IBB - Team (1), Cheek 1. Picked off - Rainwater 1.

Player	ERA	W-L	APP	GS-CG	SHO	CBO	SV	IP	H	R	ER	BB	SO	2B	3B	HR	AB	B/Avg	WP	HBP	BK	SFA	SHA
Kelsey Nunley	1.27	21	6	37-23	13	7	5	1	181.1	116	42	33	54	203	19	4	650	.178	1	12	1	0	13
Meagan Prince	1.85	21	6	33-25	13	5	4	2	162.2	129	54	43	41	126	17	0	603	.214	4	11	1	1	17
-----																							
Shannon Smith	1.83	3	0	14-9	3	1	0	0	42.0	22	21	11	34	72	5	0	150	.147	2	3	0	0	0
Erin Rethlake	4.81	1	2	6-3	1	1	1	0	16.0	13	13	11	8	22	3	0	63	.206	2	5	0	1	0
<b>Totals</b>	<b>1.71</b>	<b>46</b>	<b>14</b>	<b>60-60</b>	<b>30</b>	<b>19</b>	<b>5</b>	<b>3</b>	<b>402.0</b>	<b>280</b>	<b>130</b>	<b>98</b>	<b>137</b>	<b>423</b>	<b>44</b>	<b>4</b>	<b>1466</b>	<b>.191</b>	<b>9</b>	<b>31</b>	<b>2</b>	<b>2</b>	<b>30</b>
<b>Opponents</b>	<b>4.25</b>	<b>14</b>	<b>46</b>	<b>60-60</b>	<b>30</b>	<b>5</b>	<b>1</b>	<b>2</b>	<b>385.1</b>	<b>407</b>	<b>280</b>	<b>234</b>	<b>183</b>	<b>239</b>	<b>62</b>	<b>8</b>	<b>1490</b>	<b>.273</b>	<b>40</b>	<b>41</b>	<b>1</b>	<b>16</b>	<b>3</b>

Southeastern Conference | Record: 17-7 • Home: 7-5 • Away: 10-2

Player	AVG	GP	GS	AB	R	H	2B	3B	HR	RBI	TB	SLG%	BB	HBP	SO	GDP	OB%	SF-SH	SB-ATT	PO	A	E	FLD%
Sylver Samuel	.324	24-24	74	7	24	0	1	0	2	26	.351	3	1	7	0	.359	0	1	11-15	12	0	2	.857
Brooklin Hinz	.313	23-22	64	9	20	6	0	3	11	35	.547	5	3	6	0	.389	0	1	0-0	9	1	1	.909
Kelsey Nunley	.292	12-9	24	0	7	1	0	0	9	8	.333	1	0	5	0	.308	1	1	0-0	5	19	0	1.000
Abbey Cheek	.261	24-24	69	14	18	3	0	4	11	33	.478	8	2	12	3	.354	0	1	1-2	40	30	3	.959
Jenny Schaper	.259	24-23	58	7	15	4	0	2	9	25	.431	9	1	6	0	.362	1	2	0-0	158	11	3	.983
Christian Stokes	.234	24-24	64	11	15	3	1	1	10	23	.359	9	3	14	0	.355	0	1	1-2	27	68	4	.960
Breanne Ray	.214	19-17	42	2	9	3	0	0	8	12	.286	4	0	5	0	.277	1	1	0-0	6	0	2	.750
Nikki Sagermann	.193	23-23	57	10	11	1	0	3	5	21	.368	17	1	9	3	.387	0	0	3-3	8	33	2	.953
Katie Reed	.188	24-24	64	7	12	0	0	0	4	12	.188	9	1	13	0	.286	3	3	5-5	43	43	4	.956
Maisie Steed	.130	23-23	54	7	7	1	0	1	4	11	.204	14	2	9	0	.329	0	0	2-4	177	11	2	.989
-----																							
Kelsee Henson	.500	2-0	2	0	1	0	0	0	0	1	.500	0	0	0	0	.500	0	0	0-0	0	0	0	.000
Sarah Rainwater	.250	22-4	4	7	1	0	0	0	0	1	.250	1	0	1	0	.400	0	0	1-1	7	1	1	.889
Erin Rethlake	.154	19-3	13	2	2	0	0	0	2	2	.154	2	0	3	0	.267	0	2	0-0	6	0	0	1.000
Rachael Metzger	.000	9-1	7	0	0	0	0	0	1	0	.000	0	3	2	0	.300	0	0	0-0	2	0	0	1.000
Ansley Smith	.000	14-1	5	6	0	0	0	0	0	0	.000	0	0	2	0	.000	0	1	0-0	0	0	0	.000
Hannah Huffman	.000	9-0	0	2	0	0	0	0	0	0	.000	0	0	0	0	.000	0	0	0-0	0	0	0	.000
<b>Totals</b>	<b>.236</b>	<b>24-24</b>	<b>601</b>	<b>91</b>	<b>142</b>	<b>22</b>	<b>2</b>	<b>14</b>	<b>76</b>	<b>210</b>	<b>.349</b>	<b>82</b>	<b>17</b>	<b>94</b>	<b>6</b>	<b>.341</b>	<b>6</b>	<b>14</b>	<b>24-32</b>	<b>501</b>	<b>235</b>	<b>28</b>	<b>.963</b>
<b>Opponents</b>	<b>.210</b>	<b>24-24</b>	<b>624</b>	<b>63</b>	<b>131</b>	<b>19</b>	<b>2</b>	<b>13</b>	<b>51</b>	<b>193</b>	<b>.309</b>	<b>65</b>	<b>8</b>	<b>148</b>	<b>5</b>	<b>.293</b>	<b>0</b>	<b>10</b>	<b>2834</b>	<b>486</b>	<b>212</b>	<b>23</b>	<b>.968</b>

LOB - Team (141), Opp (143). DPs turned - Team (7), Opp (11). Picked off - Rainwater 1.

Player	ERA	W-L	APP	GS-CG	SHO	CBO	SV	IP	H	R	ER	BB	SO	2B	3B	HR	AB	B/Avg	WP	HBP	BK	SFA	SHA
Kelsey Nunley	1.58	11-3	17	13-6	4	2	0	93.0	65	22	21	29	100	10	2	7	339	.192	0	4	1	0	5
Meagan Prince	2.18	6-4	13	8-6	1	2	2	64.1	56	28	20	24	34	5	0	5	244	.230	3	2	0	0	5
-----																							
Shannon Smith	1.62	0-0	5	3-0	0	0	0	8.2	8	10	2	10	14	2	0	1	36	.222	0	2	0	0	0
Erin Rethlake	14.00	0-0	1	0-0	0	0	0	1.0	2	3	2	2	0	2	0	0	5	.400	0	0	0	0	0
<b>Totals</b>	<b>1.89</b>	<b>17-7</b>	<b>24</b>	<b>24-12</b>	<b>7</b>	<b>2</b>	<b>2</b>	<b>167.0</b>	<b>131</b>	<b>63</b>	<b>45</b>	<b>65</b>	<b>148</b>	<b>19</b>	<b>2</b>	<b>13</b>	<b>624</b>	<b>.210</b>	<b>3</b>	<b>8</b>	<b>1</b>	<b>0</b>	<b>10</b>
<b>Opponents</b>	<b>3.46</b>	<b>7-17</b>	<b>24</b>	<b>24-13</b>	<b>2</b>	<b>0</b>	<b>1</b>	<b>162.0</b>	<b>142</b>	<b>91</b>	<b>80</b>	<b>82</b>	<b>94</b>	<b>22</b>	<b>2</b>	<b>14</b>	<b>601</b>	<b>.236</b>	<b>23</b>	<b>17</b>	<b>0</b>	<b>6</b>	<b>14</b>

PB - Team (1), Schaper 1, Opp (4). Pickoffs - Team (0), Opp (1). SBA/ATT - Schaper (27-33), Prince,M (9-13), Nunley,K (12-12), Smith,S (6-8), Rethlake,E (1-1), Metzger,R (1-1).



# 2016 GAME-BY-GAME SUMMARY

Date	Opposing Team	W/Score	L/Score	r-h-e	r-h-e	Inns	Overall	SEC	Pitcher of record	Attend	Time
%Feb 12, 2016	vs Notre Dame	W	10-7	10-9-2	7-8-4	7	1-0-0	0-0-0	Prince,M (W 1-0)	100	2:22
%Feb 12, 2016	vs Oregon State	0-8	L	0-2-3	8-9-0	6	1-1-0	0-0-0	Rethlake,E (L 0-1)	300	2:00
%Feb 13, 2016	vs Oregon	W	8-6	8-8-2	6-9-0	7	2-1-0	0-0-0	Nunley,K (W 1-0)	440	2:30
%Feb 14, 2016	vs New Mexico	W	15-6	15-15-0	6-12-1	5	3-1-0	0-0-0	Prince,M (W 2-0)	209	1:28
%Feb 15, 2016	vs Utah	W	1-0	1-5-1	0-3-0	7	4-1-0	0-0-0	Nunley,K (W 2-0)	258	2:34
%Feb 15, 2016	at Arizona State	W	5-3	5-9-0	3-11-1	7	5-1-0	0-0-0	Nunley,K (W 3-0)	909	2:00
@Feb 18, 2016	vs San Diego	W	5-1	5-9-1	1-2-1	7	6-1-0	0-0-0	Smith,S (W 1-0)	200	1:57
@Feb 18, 2016	vs San Diego State	W	5-1	5-10-3	1-5-1	7	7-1-0	0-0-0	Prince,M (W 3-0)	224	2:06
@Feb 19, 2016	vs California	1-5	L	1-5-3	5-9-0	7	7-2-0	0-0-0	Nunley,K (L 4-1)	300	2:20
@Feb 20, 2016	vs South Dakota	W	10-0	10-10-1	0-0-0	5	8-2-0	0-0-0	Prince,M (W 4-0)	150	1:28
@Feb 20, 2016	vs Texas Tech	W	10-0	10-10-0	0-1-2	5	9-2-0	0-0-0	Nunley,K (W 5-1)	150	1:18
#Feb 26, 2016	vs Lipscomb	W	4-0	4-5-1	0-0-0	7	10-2-0	0-0-0	Rethlake,E (W 1-1)	100	1:25
#Feb 26, 2016	vs Miami (OH)	W	8-0	8-9-0	0-1-1	6	11-2-0	0-0-0	Prince,M (W 5-0)	124	2:54
#Feb 27, 2016	vs Eastern Illinois	W	9-1	9-11-1	1-1-0	5	12-2-0	0-0-0	Smith,S (W 1-0)	119	1:23
#Feb 27, 2016	at UT Chattanooga	W	6-2	6-7-1	2-2-2	7	13-2-0	0-0-0	Nunley,K (W 6-1)	124	1:57
#Feb 28, 2016	vs Evansville	W	7-1	7-10-0	1-4-3	7	14-2-0	0-0-0	Prince,M (W 6-0)	325	1:54
!Mar 04, 2016	vs Albany	W	8-0	8-8-0	0-0-1	5	15-2-0	0-0-0	Smith,S (W 2-0)	100	1:23
!Mar 04, 2016	vs Lehigh	W	7-1	7-12-0	1-8-0	7	16-2-0	0-0-0	Prince,M (W 7-0)	100	2:05
!Mar 05, 2016	vs Charlotte	3-5	L	3-7-2	5-5-0	7	16-3-0	0-0-0	Rethlake,E (L 1-2)	300	1:52
!Mar 05, 2016	at Winthrop	W	11-0	11-8-0	0-0-3	5	17-3-0	0-0-0	Prince,M (W 8-0)	300	1:26
!Mar 06, 2016	at Winthrop	W	8-0	8-6-1	0-2-2	5	18-3-0	0-0-0	Nunley,K (W 7-1)	200	1:11
Mar 09, 2016	INDIANA	W	3-1	3-5-0	1-2-1	7	19-3-0	0-0-0	Prince,M (W 9-0)	689	1:49
*Mar 11, 2016	at South Carolina	W	8-2	8-11-1	2-3-3	7	20-3-0	1-0-0	Nunley,K (W 8-1)	1004	2:32
*Mar 12, 2016	at South Carolina	W	5-1	5-5-2	1-6-2	7	21-3-0	2-0-0	Prince,M (W 10-0)	1451	2:16
*Mar 13, 2016	at South Carolina	W	4-0	4-8-0	0-3-1	7	22-3-0	3-0-0	Nunley,K (W 9-1)	1268	2:18
Mar 16, 2016	at Marshall	W	1-0	1-4-0	0-2-0	7	23-3-0	3-0-0	Nunley,K (W 10-0)	1015	1:48
*Mar 18, 2016	OLE MISS	1-3	L	1-4-0	3-4-0	7	23-4-0	3-1-0	Nunley,K (L 10-2)	678	1:34
*Mar 19, 2016	OLE MISS	W	3-1	3-7-2	1-5-0	7	24-4-0	4-1-0	Prince,M (W 11-0)	1007	1:45
*Mar 20, 2016	OLE MISS	W	6-2	6-8-0	2-7-0	7	25-4-0	5-1-0	Nunley,K (W 10-2)	1123	2:13
Mar 22, 2016	NORTHERN KENTUCKY	W	9-0	9-11-1	0-0-3	5	26-4-0	5-1-0	Prince,M (W 12-0)	782	1:18
Mar 23, 2016	MURRAY ST.	W	6-1	6-5-0	1-4-1	7	27-4-0	5-1-0	Nunley,K (W 11-2)	834	1:45
*Mar 25, 2016	at Arkansas	W	9-0	9-9-0	0-1-0	5	28-4-0	6-1-0	Nunley,K (W 12-2)	431	1:31
*Mar 26, 2016	at Arkansas	W	7-1	7-8-0	1-5-2	7	29-4-0	7-1-0	Prince,M (W 13-0)	935	1:54
*Mar 27, 2016	at Arkansas	W	12-4	12-12-3	4-2-1	7	30-4-0	8-1-0	Nunley,K (W 13-2)	578	2:23
Mar 29, 2016	at Ohio	0-1	L	0-1-1	1-4-1	(8)	30-5-0	8-1-0	Nunley,K (L 13-3)	400	2:03
Mar 29, 2016	at Ohio	W	3-1	3-6-0	1-3-1	7	31-5-0	8-1-0	Prince,M (W 14-0)	736	1:46
*Apr 01, 2016	AUBURN	0-9	L	0-2-1	9-7-0	5	31-6-0	8-2-0	Prince,M (L 14-1)	1231	1:42
*Apr 02, 2016	AUBURN	5-6	L	5-3-3	6-10-2	7	31-7-0	8-3-0	Nunley,K (L 13-4)	1621	3:00
*Apr 03, 2016	AUBURN	1-3	L	1-6-2	3-6-2	(9)	31-8-0	8-4-0	Prince,M (L 14-2)	1285	2:37
*Apr 09, 2016	at LSU	W	1-0	1-1-1	0-5-1	7	32-8-0	9-4-0	Nunley,K (W 14-4)	2129	2:20
*Apr 10, 2016	at LSU	W	3-0	3-6-1	0-5-1	7	33-8-0	10-4-0	Prince,M (W 15-2)	1822	1:56
*Apr 11, 2016	at LSU	W	2-0	2-2-0	0-4-1	7	34-8-0	11-4-0	Nunley,K (W 15-4)	1438	2:24
Apr 13, 2016	EASTERN KENTUCKY	W	2-1	2-5-0	1-2-0	7	35-8-0	11-4-0	Prince,M (W 16-2)	758	2:08
*Apr 15, 2016	MISSOURI	W	7-6	7-8-1	6-5-1	7	36-8-0	12-4-0	Nunley,K (W 16-4)	938	2:00
*Apr 16, 2016	MISSOURI	2-9	L	2-9-6	9-9-1	7	36-9-0	12-5-0	Prince,M (L 16-3)	1420	2:12
*Apr 17, 2016	MISSOURI	W	3-2	3-4-1	2-8-0	7	37-9-0	13-5-0	Nunley,K (W 17-4)	1297	1:59
Apr 20, 2016	at WKU	W	5-0	5-5-1	0-1-1	7	38-9-0	13-5-0	Prince,M (W 17-3)	1776	1:58
*Apr 22, 2016	at Alabama	W	3-2	3-6-1	2-5-1	7	39-9-0	14-5-0	Nunley,K (W 18-4)	2957	2:05
*Apr 23, 2016	at Alabama	1-7	L	1-4-1	7-10-0	7	39-10-0	14-6-0	Prince,M (L 17-4)	3580	2:04
*Apr 24, 2016	at Alabama	0-3	L	0-4-1	3-5-0	7	39-11-0	14-7-0	Nunley,K (L 18-5)	3548	1:42
Apr 27, 2016	at Louisville	W	2-1	2-11-0	1-4-3	(8)	40-11-0	14-7-0	Nunley,K (W 19-5)	727	2:06
*May 06, 2016	MISSISSIPPI STATE	W	3-2	3-7-0	2-8-1	(9)	41-11-0	15-7-0	Prince,M (W 18-4)	1087	2:35
*May 07, 2016	MISSISSIPPI STATE	W	1-0	1-2-1	0-3-2	(8)	42-11-0	16-7-0	Prince,M (W 19-4)	1295	2:02
*May 08, 2016	MISSISSIPPI STATE	W	4-0	4-6-0	0-5-1	7	43-11-0	17-7-0	Nunley,K (W 20-5)	1093	2:27
^May 12, 2016	vs LSU	1-3	L	1-3-0	3-5-0	7	43-12-0	17-7-0	Prince,M (L 19-5)	655	2:09
~May 20, 2016	BUTLER	W	6-1	6-8-1	1-6-1	7	44-12-0	17-7-0	Prince,M (W 20-5)	922	2:12
~May 21, 2016	UTAH	0-3	L	0-4-1	3-4-0	7	44-13-0	17-7-0	Nunley,K (L 20-6)	1473	1:58
~May 21, 2016	ILLINOIS	W	3-2	3-9-0	2-6-0	(8)	45-13-0	17-7-0	Nunley,K (W 21-6)	1501	2:12
~May 22, 2016	UTAH	W	4-0	4-7-1	0-6-1	7	46-13-0	17-7-0	Prince,M (W 21-5)	1808	2:36
~May 22, 2016	UTAH	3-5	L	3-6-1	5-8-2	7	46-14-0	17-7-0	Prince,M (L 21-6)	1808	2:32

\* = Conference game; % = Kajikawa Classic (Tempe, Ariz.); @ = Campbell/Cartier Classic; # = Frost Classic (Chattanooga, Tenn.); ! = Winthrop Invite (Rock Hill, S.C.); ^ = SEC Tournament



# 2016 SEC RECAP

## 2016 SEC FINAL STANDINGS

School	SEC	Pct.	ALL	Pct.	Home	Away	Neu.	Streak
1.) Florida #	20-4	.833	56-7	.889	24-4	13-2	19-1	L2
<b>2.) Kentucky</b>	<b>17-7</b>	<b>.708</b>	<b>46-14</b>	<b>.767</b>	<b>14-7</b>	<b>20-3</b>	<b>12-4</b>	<b>L1</b>
3.) Tennessee	16-7	.696	43-16	.729	24-3	7-9	12-4	L1
4.) Auburn !	16-7	.696	58-12	.829	35-6	12-3	11-3	L1
5.) Alabama	16-8	.667	51-14	.785	27-4	13-6	11-4	L2
6.) Missouri	14-10	.583	42-16	.724	15-5	14-7	13-4	L2
7.) LSU	13-11	.542	52-18	.743	31-9	12-5	9-4	L1
8.) Georgia	12-12	.500	46-20	.697	23-8	9-8	14-4	L2
9.) Ole Miss	11-13	.458	41-22	.651	21-8	11-12	9-2	L1
10.) Texas A&M	9-15	.375	39-20	.661	24-6	5-12	10-2	L1
11.) South Carolina	7-17	.292	38-23	.623	23-9	7-12	8-2	L1
12.) Mississippi St.	3-21	.125	26-31	.456	16-14	4-13	6-4	L1
13.) Arkansas	1-23	.042	17-39	.304	7-18	3-16	7-5	L14

# - SEC Regular Season Champion; ! - SEC Tournament Champion | Note: This was UK's best-ever SEC regular season finish

## 2016 SEC HONORS

### Player of the Year

Kasey Cooper, Auburn

### Pitcher of the Year

**Kelsey Nunley, Kentucky**

### Coach of the Year

**Rachel Lawson, Kentucky**

### Freshman of the Year

Amanda Lorenz, Florida

### Scholar-Athlete of the Year

Kasey Cooper, Auburn

### First Team All-SEC

P – Delanie Gourley, Florida

P – Aleshia Ocasio, Florida

**P – Kelsey Nunley, Kentucky**

IF – Kasey Cooper, Auburn

IF – Alyssa DiCarlo, Georgia

IF – Bianca Bell, LSU

IF – Meghan Gregg, Tennessee

IF – Tori Vidales, Texas A&M

OF – Haylie McCleney, Alabama

OF – Amanda Lorenz, Florida

OF – Sydni Emanuel, Georgia

OF – Emily Crane, Missouri

C – Ashley Walters, Texas A&M

DP/U – Kayli Kvistad, Florida

### Second Team All-SEC

P – Sydney Littlejohn, Alabama

P – Chelsea Wilkinson, Georgia

P – Carley Hoover, LSU

IF – Leona Lafaele, Alabama

IF – Jade Rhodes, Auburn

IF – Alex Hugo, Georgia

IF – Tina Iosefa, Georgia

IF – Sami Fagan, Missouri

OF – Kirsti Merritt, Florida

OF – Cortni Emanuel, Georgia

OF – Taylor Gadbois, Missouri

OF – Keeli Milligan, Texas A&M

C – Aubree Munro, Florida

DP/U – Rainey Gaffin, Tennessee

### Freshman All-SEC

P – Kelly Barnhill, Florida

P – Matty Moss, Tennessee

P – Samantha Show, Texas A&M

IF – Alyssa DiCarlo, Georgia

IF – Lacey Sumerlin, Georgia

IF – Hailey Lunderman, Ole Miss

IF – Aubrey Leach, Tennessee

IF – Kaitlyn Alderink, Texas A&M

OF – Amanda Lorenz, Florida

OF – Regan Nash, Missouri

OF – Brooke Vines, Tennessee

OF – Keeli Milligan, Texas A&M

C – Reagan Dykes, Alabama

**DP/U – Abbey Cheek, Kentucky**

### SEC All-Defensive

P – Rainey Gaffin, Tennessee

C – Aubree Munro, Florida

1B – Leona Lafaele, Alabama

1B – Jade Rhodes, Auburn

**1B – Maisie Steed, Kentucky**

1B – Tori Vidales, Texas A&M

2B – Emily Carosone, Auburn

**SS – Christian Stokes, Kentucky**

3B – Kasey Cooper, Auburn

LF – Kallie Case, Alabama

CF – Haylie McCleney, Alabama

RF – Emily Crane, Missouri

## 2016 SEC TOURNAMENT RESULTS

### Wednesday, May 11

G1: #11 South Carolina 7, #6 Missouri 4 (8)

G2: #7 LSU 5, #10 Texas A&M 4

G3: #9 Ole Miss 4, #8 Georgia 2

G4: #5 Alabama 7, #12 Mississippi State 5

### Thursday, May 12

G5: #3 Tennessee 5, #11 South Carolina 1

**G6: #7 LSU 3, #2 Kentucky 1**

### Friday, May 13

G8: #4 Auburn 6, #5 Alabama

G9: #7 LSU 3, #3 Tennessee 1 (8 inn.)

G10: #4 Auburn 2, #1 Florida

### Saturday, May 14

G11: #4 Auburn 7, #7 LSU 1





## FINAL 2016 SEC STATS

### BATTING STATISTICS

Team	AVG	GP	AB	R	H	2B	3B	HR	RBI	TB	SLG%	BB	HBP	SO	GDP	OB%	SF	SH	SB-Att
Georgia	.342	66	1742	417	589	88	9	64	371	887	.515	210	29	256	4	.418	16	58	66-74
Texas A&M	.328	59	1546	429	507	77	5	86	401	852	.551	258	55	261	7	.437	16	18	99-111
Missouri	.327	58	1572	390	514	65	4	73	340	806	.513	229	32	205	5	.418	18	20	165-183
Tennessee	.325	59	1473	426	479	90	15	57	390	770	.523	279	60	258	5	.446	24	26	98-109
Auburn	.317	70	1888	556	599	99	13	89	499	991	.525	349	68	282	15	.437	22	17	35-41
LSU	.316	70	1828	405	577	94	19	53	363	868	.475	315	37	256	13	.423	18	36	62-78
Florida	.312	63	1599	378	499	53	10	58	349	746	.467	292	73	203	4	.436	18	17	72-86
Alabama	.311	65	1651	397	514	93	17	58	360	815	.494	241	22	225	8	.403	15	51	92-107
South Car.	.291	61	1570	278	457	81	9	31	250	649	.413	171	85	223	4	.386	20	30	56-69
Ole Miss	.287	63	1592	274	457	48	10	26	231	603	.379	184	39	288	4	.373	9	49	126-158
<b>Kentucky</b>	<b>.272</b>	<b>60</b>	<b>1490</b>	<b>280</b>	<b>405</b>	<b>62</b>	<b>8</b>	<b>43</b>	<b>240</b>	<b>612</b>	<b>.411</b>	<b>183</b>	<b>41</b>	<b>239</b>	<b>10</b>	<b>.364</b>	<b>16</b>	<b>35</b>	<b>66-83</b>
Arkansas	.260	56	1409	219	367	52	6	49	197	578	.410	131	33	302	9	.335	10	28	20-24
Miss. St.	.248	57	1476	206	366	52	12	18	183	496	.336	153	60	289	5	.340	15	41	62-72

### PITCHING STATISTICS

Team	ERA	W-L	G	CG	SHO/CBO	SV	IP	H	R	ER	BB	SO	2B	3B	HR	B/Avg	WP	HBP	BK
Florida	0.93	56-7	63	32	31/9	12	412.1	221	68	55	128	538	23	1	18	.156	26	34	1
<b>Kentucky</b>	<b>1.71</b>	<b>46-14</b>	<b>60</b>	<b>29</b>	<b>19/5</b>	<b>3</b>	<b>402.1</b>	<b>280</b>	<b>130</b>	<b>98</b>	<b>137</b>	<b>421</b>	<b>44</b>	<b>4</b>	<b>28</b>	<b>.191</b>	<b>9</b>	<b>31</b>	<b>2</b>
LSU	1.89	52-18	70	45	16/2	5	462.2	386	176	125	150	428	50	7	26	.219	26	56	4
Auburn	2.19	58-12	70	20	19/10	7	454.0	382	179	142	169	286	43	4	36	.225	21	25	3
Tennessee	2.25	43-16	59	16	10/5	8	364.2	309	164	117	118	374	38	4	27	.223	2	3	1
Georgia	2.27	46-20	66	26	18/9	6	417.0	348	182	135	132	412	38	2	35	.221	18	35	3
Alabama	2.36	51-14	65	37	17/4	8	415.2	349	161	140	135	432	39	1	39	.223	12	43	0
South Carolina	2.82	38-23	61	20	12/7	8	396.2	342	198	160	214	255	55	2	23	.234	33	44	2
Mississippi State	2.87	26-31	57	19	12/3	3	394.2	346	200	162	182	305	43	11	28	.230	33	30	2
Missouri	3.11	42-16	58	20	13/6	4	375.1	368	210	167	174	261	39	1	38	.253	43	28	0
Ole Miss	3.26	41-22	63	24	13/4	6	414.1	371	208	193	159	248	57	5	41	.239	26	40	5
Texas A&M	3.86	39-20	59	24	10/2	6	372.0	408	252	205	214	259	47	4	43	.273	21	33	0
Arkansas	6.98	17-39	56	27	2/1	1	346.0	482	411	345	315	217	77	19	46	.325	67	32	0

PB - Arkansas 28, Tennessee 16, Texas A&M 12, Georgia 12, LSU 11, Alabama 9, Miss. State 9, Missouri 7, S. Carolina 7, Auburn 6, Florida 5, Ole Miss 3, Kentucky 3. Pickoffs - S. Carolina 5, Ole Miss 2, Florida 2, Miss. State 1, LSU 1, Georgia 1, Arkansas 1.

### FIELDING STATISTICS

Team	C	PO	A	E	FLD%	DPS	SBA	CSB	SBA%	PB	CI
Florida	1663	1237	399	27	.984	28	5	6	.455	5	0
Ole Miss	1779	1243	496	40	.978	17	39	13	.750	3	0
South Carolina	1721	1190	482	49	.972	26	57	13	.814	7	0
Alabama	1617	1247	323	47	.971	8	31	12	.721	9	0
Auburn	2034	1362	609	63	.969	40	21	7	.750	6	1
<b>Kentucky</b>	<b>1766</b>	<b>1207</b>	<b>502</b>	<b>57</b>	<b>.968</b>	<b>11</b>	<b>52</b>	<b>13</b>	<b>.800</b>	<b>3</b>	<b>1</b>
Missouri	1652	1126	472	54	.967	23	24	12	.667	7	0
Texas A&M	1637	1116	463	58	.965	22	32	6	.842	12	0
Georgia	1665	1251	355	59	.965	11	32	6	.842	12	0
Mississippi State	1755	1184	506	65	.963	18	43	11	.796	9	0
Tennessee	1571	1094	413	64	.959	8	40	9	.816	16	1
LSU	2001	1388	529	84	.958	20	30	11	.732	11	0
Arkansas	1626	1037	518	71	.956	25	93	20	.823	28	2



# UK VS. ALL OPPONENTS

Opponent	W	L	T	First/Last Mtg.
Akron	4	2	0	1999/2002
Alabama	5	45	0	1997/2016
Albany	1	0	0	2016/2016
Arizona	1	2	0	2000/2015
Arizona State	2	3	0	2010/2016
Arkansas	22	30	0	1997/2016
Auburn	17	37	0	1998/2016
Austin Peay	4	0	0	2010/2011
Ball State	2	2	0	1998/2015
Baylor	0	6	0	1998/2014
Belmont	4	0	0	2002/2006
Bethune-Cookman	0	1	0	2002/2002
Birmingham Southern	1	0	0	2002/2002
Bowling Green	2	0	0	2001/2005
Bradley	0	1	0	1998/1998
Brigham Young	1	1	0	2009/2009
Butler	6	0	0	2000/2016
California	3	3	0	2010/2016
Cal State Fullerton	1	0	0	2010/2010
Cal-Poly	1	1	0	2005/2013
Campbell	1	0	0	1998/1998
Canisius	1	1	0	1999/2009
Centenary	1	0	0	2009/2009
Central Florida	1	2	0	2008/2008
Central Michigan	1	0	0	2013/2013
Coastal Carolina	2	0	0	1999/1999
Colorado State	1	1	0	2006/2011
Connecticut	2	1	0	2000/2009
Dayton	5	3	0	1997/1999
DePaul	3	3	0	1997/2014
Drexel	1	0	0	1997/1997
East Carolina	0	1	0	1999/1999
Eastern Illinois	2	1	0	1998/2016
Eastern Kentucky	20	7	0	1997/2016
Evansville	4	6	0	1998/2011
Fairfield	1	0	0	2014/2014
Florida	13	47	0	1997/2015
Florida Atlantic	6	0	0	2010/2015
Florida A & M	2	0	0	2004/2015
Florida International	4	1	0	2002/2011
Florida State	2	2	0	2011/2015
Gardner-Webb	1	0	0	2004/2004
George Washington	1	0	0	2014/20104
Georgia	12	52	0	1997/2015
Georgia Southern	4	1	0	2011/2015
Georgia State	0	2	0	1999/2010
Georgia Tech	1	2	0	1998/2010
Georgetown	1	0	0	2013/2013
Hawai'i	1	2	0	2008/2009
Houston	1	1	0	2003/2005
Howard	1	0	0	2013/2013
Illinois	2	0	0	2013/2016
Illinois-Chicago	2	5	0	1998/2006
Illinois State	1	5	0	2002/2005
Indiana	11	8	0	1997/2016
Indiana State	2	0	0	1999/2006
Iowa	1	2	0	1997/2013
IUPUI	2	0	0	2007/2015
IPFW	1	0	0	2014/2014
Jacksonville State	2	0	0	2010/2012
James Madison	1	0	0	2014/2014
Kansas	2	2	0	2004/2014
Kennesaw State	0	1	0	2015/2015
Kent State	11	3	0	1998/2014
La.-Lafayette	1	4	0	1999/2014
La.-Monroe	1	1	0	2000/2004
Lehigh	1	0	0	2016/2016
LSU	12	37	0	1998/2016
La. Tech	3	1	0	1998/2014
Liberty	4	0	0	2000/2010
Lipscomb	2	1	0	2010/2016
Long Beach State	3	3	0	2005/2015
LIU-Brooklyn	2	0	0	2012/2015
Louisville	18	19	0	2000/2016
Loyola-Marymount	2	1	0	2006/2014
Marshall	13	2	0	1997/2015
Memphis	0	1	0	2011/2011
Maryland	2	2	0	1999/2012
Miami (Ohio)	6	2	0	1997/2016
Michigan	2	5	0	2010/2014
Middle Tennessee State	3	2	0	1997/2013
Minnesota	2	0	0	2005/2010
Mississippi	23	28	0	1997/2016
Mississippi State	25	28	0	1997/2016
Mississippi Valley State	1	0	0	2014/2014

Opponent	W	L	T	First/Last Mtg.
Missouri	7	7	0	1997/2016
Missouri-Kansas City	2	0	0	2004/2012
Morehead State	23	1	0	1997/2012
Murray State	3	0	0	2015/2016
New Mexico	1	1	0	2000/2016
New Mexico State	1	0	0	2001/2001
Nicholls State	2	1	0	1999/2012
North Carolina	2	1	0	1997/2013
North Carolina State	1	1	0	2012/2012
North Dakota State	1	0	0	2011/2011
North Florida	2	0	0	2011/2012
Northern Kentucky	1	0	0	2016/2016
North Texas	1	0	0	2004/2004
Northern Illinois	2	0	0	1998/2000
Northern Iowa	2	0	0	2004/2004
Northwestern	1	0	0	2015/2015
Notre Dame	3	1	0	2000/2016
Ohio	10	2	0	1998/2016
Ohio State	6	7	0	1999/2011
Oklahoma	1	6	0	2000/2015
Oklahoma State	1	3	0	1998/2001
Oregon	2	1	0	2003/2016
Oregon State	2	1	0	2013/2016
Pacific	1	1	0	2001/2012
Penn State	3	1	0	2000/2014
Pittsburgh	2	0	0	2010/2014
Portland State	0	1	0	2013/2013
Purdue	3	1	0	2000/2011
Radford	2	0	0	1998/2012
Sacramento State	1	0	0	2007/2007
St. Francis (Pa.)	1	0	0	2014/2014
Saint Mary's	1	0	0	2007/2007
St. Louis	1	0	0	1999/1999
Sam Houston State	1	0	0	1998/1998
Samford	2	0	0	1999/2002
San Diego	1	0	0	2016/2016
San Diego State	4	3	0	2005/2016
Santa Clara	1	0	0	2014/2014
SIUE	1	0	0	2011/2011
Stanford	1	0	0	2013/2013
Stephen F. Austin	4	2	0	1998/2012
South Carolina	25	38	0	1997/2016
South Dakota	1	0	0	2016/2016
South Florida	1	1	0	2005/2013
Southeast Missouri	0	2	0	1998/2001
Southern Illinois	2	1	0	1998/2015
Southern Miss.	1	2	0	1999/2007
Southwest Texas	0	2	0	2000/2002
Stanford	0	4	0	2003/2011
Stetson	2	0	0	2009/2009
Temple	1	0	0	1999/1999
Tennessee	14	41	0	1997/2015
Tennessee Tech	6	1	0	1999/2015
Texas	3	0	0	2002/2014
Texas-Arlington	0	0	1	2004/2004
Texas A&M	3	3	0	2014/2015
Texas-A&M-CC	1	1	0	2007/2012
Texas-San Antonio	3	2	0	2001/2004
Texas State	0	1	0	2005/2005
Texas Tech	1	1	0	2016/2016
Toledo	2	0	0	2008/2008
UAB	0	2	0	2012/2012
UCLA	2	5	0	2009/2014
UC-Davis	3	0	0	2007/2011
UC-Riverside	1	1	0	2007/2013
UNC-Greensboro	0	1	0	1997/1997
UNC-Charlotte	0	1	0	2016/2016
UNLV	1	1	0	2006/2009
USC Upstate	1	0	0	2013/2013
Utah	2	0	0	2016/2016
UT-Chattanooga	5	6	0	1998/2011
Valparaiso	2	1	0	1997/2012
Virginia	1	0	0	2005/2005
Virginia Tech	2	3	0	2000/2013
Washington	2	0	0	2006/2013
Western Carolina	1	0	0	2010/2010
Western Illinois	1	0	0	2012/2012
Western Kentucky	15	6	0	2000/2016
Western Michigan	3	0	0	2010/2013
Wichita State	2	2	0	2002/2014
Winthrop	2	1	0	1999/2016
Wright State	4	4	0	1997/2012
Youngstown State	4	0	0	2004/2006
<b>Totals</b>	<b>564</b>	<b>618</b>	<b>1</b>	



## ALL-TIME RESULTS

### BETH PRUIT

Eight Seasons  
Record: 181-297-1  
SEC: 52-146



#### 1997 • 11-44

Feb. 15	Ole Miss	A	L 0-2
Feb. 15	Missouri	N1	L 1-7
Feb. 16	Missouri	N1	L 0-9
Feb. 16	Ole Miss	A	L 0-3
Feb. 21	Marshall	N2	W 1-0
Feb. 21	Drexel	N2	W 3-0
Feb. 22	North Carolina	N2	W 1-0
Feb. 22	UNC Greensboro	N2	L 4-7
Mar. 8	Wright State	N3	L 0-3
Mar. 8	Eastern Kentucky	A	L 1-6
Mar. 9	Dayton	N3	W 4-2
Mar. 9	Eastern Kentucky	A	W 6-3
Mar. 9	Wright State	N3	L 1-4
Mar. 12	Valparaiso	H	L 2-6
Mar. 12	Valparaiso	H	W 5-4
Mar. 15	Iowa	N4	L 0-8
Mar. 16	DePaul	N4	L 0-8
Mar. 16	Indiana	A	L 2-13
Mar. 19	Miami (Ohio)	A	L 0-7
Mar. 19	Miami (Ohio)	A	L 0-8
Mar. 21	Alabama	A	L 0-2
Mar. 21	Alabama	A	L 0-15
Mar. 23	Auburn	A	L 4-5
Mar. 23	Auburn	A	L 0-5
Mar. 29	South Carolina	A	L 0-10
Mar. 29	South Carolina	A	L 0-5
Mar. 30	South Carolina	A	L 0-8
Mar. 30	South Carolina	A	L 2-10
Apr. 1	Middle Tenn. State	H	L 0-4
Apr. 1	Middle Tenn. State	H	L 3-4
Apr. 5	Georgia	H	L 0-2
Apr. 5	Georgia	H	W 2-1
Apr. 6	Georgia	H	L 0-7
Apr. 6	Georgia	H	L 8-13
Apr. 9	Dayton	A	L 1-4
Apr. 9	Dayton	A	W 5-2
Apr. 11	Mississippi State	H	L 1-6
Apr. 11	Mississippi State	H	L 7-12
Apr. 13	Ole Miss	H	L 0-3
Apr. 13	Ole Miss	H	L 5-6
Apr. 16	Marshall	H	L 0-8
Apr. 16	Marshall	H	W 7-0
Apr. 19	Florida	A	L 1-6
Apr. 19	Florida	A	L 0-9
Apr. 20	Florida	A	L 0-8
Apr. 20	Florida	A	L 1-2
Apr. 23	Wright State	A	L 0-3
Apr. 23	Wright State	A	L 0-8
Apr. 25	Arkansas	H	W 4-3
Apr. 25	Arkansas	H	L 3-4
Apr. 30	Morehead State	H	L 1-4
Apr. 30	Morehead State	H	W 4-2
May 2	Tennessee	A	L 1-3
May 3	Tennessee	A	L 0-8
May 3	Tennessee	A	L 4-9

N1 - Oxford, Miss.; N2 - Chapel Hill, N.C.;  
N3 - Richmond, Ky.; N4 - Bloomington, Ind.

#### 1998 • 19-43 • 6-22 SEC

Feb. 13	Sam Houston State	N1	W 1-0
Feb. 13	Oklahoma State	N1	L 0-9
Feb. 14	Louisiana Tech	N1	L 1-11
Feb. 14	Baylor	N1	L 2-10
Feb. 15	Stephen F. Austin	N1	L 1-4
Feb. 20	Illinois-Chicago	N2	W 1-0
Feb. 20	Radford	N2	W 2-1
Feb. 21	Georgia Tech	N2	L 2-6

Feb. 21	Campbell	N2	W 4-3
Feb. 22	Eastern Kentucky	N2	L 0-1
Feb. 28	Northern Illinois	N3	W 2-1
Feb. 28	Southern Illinois	A	L 1-5
Feb. 28	Southeast Missouri	N3	L 6-9
Mar. 1	Bradley	N3	L 0-1
Mar. 1	Eastern Illinois	N3	L 1-3
Mar. 3	Dayton	A	L 4-5
Mar. 3	Dayton	A	W 4-3
Mar. 6	Eastern Kentucky	A	L 2-3
Mar. 6	Miami (Ohio)	N4	W 1-0
Mar. 8	Wright State	N4	W 7-6
Mar. 8	Dayton	N4	W 7-1
Mar. 14	Ohio	H	L 6-7
Mar. 14	Kent State	H	L 2-7
Mar. 15	Eastern Kentucky	H	L 0-13
Mar. 15	Wright State	H	W 6-3
Mar. 21	Alabama	H	L 1-12
Mar. 21	Alabama	H	L 1-16
Mar. 22	Auburn	H	W 6-1
Mar. 22	Auburn	H	L 4-9
Mar. 25	Morehead State	A	W 4-1
Mar. 25	Morehead State	A	W 7-0
Mar. 27	South Carolina	H	W 3-2
Mar. 27	South Carolina	H	L 2-11
Mar. 28	South Carolina	H	L 2-3
Mar. 28	South Carolina	H	L 3-7
Mar. 31	Ball State	H	L 4-7
Mar. 31	Ball State	H	L 0-8
Apr. 4	Georgia	A	L 2-7
Apr. 4	Georgia	A	L 4-8
Apr. 5	Georgia	A	L 4-7
Apr. 5	Georgia	A	W 1-0
Apr. 8	Chattanooga	A	L 0-4
Apr. 8	Chattanooga	A	L 3-5
Apr. 10	Mississippi State	A	W 1-0
Apr. 10	Mississippi State	A	W 1-0
Apr. 11	Ole Miss	A	L 1-2
Apr. 11	Ole Miss	A	L 3-5
Apr. 17	Florida	H	L 0-2
Apr. 17	Florida	H	L 1-5
Apr. 18	Florida	H	L 1-9
Apr. 18	Florida	H	L 2-10
Apr. 21	Evansville	A	L 0-2
Apr. 21	Evansville	A	L 2-10
Apr. 24	Arkansas	A	W 5-2
Apr. 24	Arkansas	A	L 0-8
Apr. 26	LSU	A	L 0-3
Apr. 26	LSU	A	L 0-1
Apr. 29	Miami (Ohio)	H	W 3-1
May 1	Tennessee	H	L 1-6
May 1	Tennessee	H	L 1-11
May 2	Tennessee	H	L 3-5
May 2	Tennessee	H	L 2-11

N1 - Arlington, Texas; N2 - Chapel Hill, N.C.;  
N3 - Carbondale, Ill.; N4 - Richmond, Ky.

#### 1999 • 23-44 • 6-22 SEC

Feb. 12	Nicholls State	N1	L 1-5
Feb. 12	Illinois-Chicago	N1	L 0-10
Feb. 13	Stephen F. Austin	N1	W 3-1
Feb. 13	Oklahoma State	N1	L 1-2
Feb. 14	Nicholls State	N1	W 4-2
Feb. 14	Oklahoma State	N1	L 1-4
Feb. 19	East Carolina	N2	L 1-2
Feb. 19	Temple	N2	W 8-0
Feb. 20	Maryland	N2	L 0-13
Feb. 20	Ohio	N2	W 8-2
Feb. 21	Illinois-Chicago	N2	L 0-8
Feb. 27	St. Louis	N3	W 14-0
Feb. 27	Tennessee Tech	N3	L 0-11
Feb. 27	Indiana State	N3	W 3-2
Feb. 28	Georgia State	N3	L 2-6
Mar. 6	Ohio State	H	L 4-5
Mar. 6	Canisius	H	L 4-7
Mar. 7	Akron	H	L 4-5
Mar. 12	Southern Miss	N4	L 1-9
Mar. 12	Mississippi State	N4	W 3-1

Mar. 12	Missouri	N4	L 1-9
Mar. 15	Middle Tenn. State	N5	W 9-6
Mar. 15	Illinois-Chicago	N5	L 5-7
Mar. 16	Coastal Carolina	A	W 9-8
Mar. 17	Coastal Carolina	A	W 7-0
Mar. 17	Illinois-Chicago	N5	L 1-9
Mar. 19	Lafayette	N6	L 1-2
Mar. 19	Winthrop	A	L 6-10
Mar. 20	Illinois-chicago	N6	L 3-11
Mar. 20	Samford	N6	W 9-0
Mar. 24	Eastern Kentucky	H	W 7-0
Mar. 24	Eastern Kentucky	H	W 8-0
Mar. 26	Alabama	A	L 1-5
Mar. 26	Alabama	A	L 1-3
Mar. 28	Auburn	A	W 7-6
Mar. 28	Auburn	A	L 1-9
Mar. 30	Kent State	H	W 9-1
Mar. 30	Kent State	H	W 5-0
Apr. 2	South Carolina	A	W 4-2
Apr. 2	South Carolina	A	L 3-6
Apr. 3	South Carolina	A	L 2-3
Apr. 3	South Carolina	A	L 1-8
Apr. 9	Georgia	H	W 3-2
Apr. 9	Georgia	H	L 2-3
Apr. 10	Georgia	H	L 2-5
Apr. 10	Georgia	H	L 2-4
Apr. 13	Dayton	A	L 0-1
Apr. 13	Dayton	A	W 6-2
Apr. 15	Morehead State	H	W 9-5
Apr. 17	Mississippi State	H	W 5-4
Apr. 17	Mississippi State	H	L 0-12
Apr. 18	Ole Miss	H	L 1-3
Apr. 18	Ole Miss	H	L 1-10
Apr. 20	Evansville	H	L 0-3
Apr. 20	Evansville	H	L 5-8
Apr. 23	Florida	A	L 0-8
Apr. 23	Florida	A	L 1-6
Apr. 24	Florida	A	L 2-7
Apr. 24	Florida	A	L 1-3
Apr. 28	Arkansas	H	L 0-2
Apr. 28	Arkansas	H	W 4-2
May 2	LSU	H	L 1-8
May 2	LSU	H	L 2-5
May 8	Tennessee	A	L 0-4
May 8	Tennessee	A	L 2-3
May 9	Tennessee	A	L 0-7
May 9	Tennessee	A	W 9-7

#### 2000 • 36-29 • 15-13 SEC

SEC East Champion			
Feb. 11	Oklahoma	N1	L 0-5
Feb. 11	Purdue	N1	W 2-0
Feb. 11	La.-Monroe	N1	L 4-5
Feb. 12	Southern Miss	N1	L 1-4
Feb. 12	Louisiana Tech	N1	W 5-4
Feb. 12	Southwest Texas	N1	L 3-4
Feb. 18	New Mexico	N2	L 2-5
Feb. 18	Tennessee Tech	N2	W 15-0
Feb. 19	Arizona	N2	L 0-8
Feb. 19	Oklahoma	N2	L 4-13
Feb. 20	Penn State	N2	L 0-3
Feb. 25	Connecticut	N3	W 1-0
Feb. 25	Chattanooga	N3	L 1-2
Feb. 26	Liberty	N3	W 8-3
Feb. 27	Marshall	N3	W 4-1
Mar. 1	Eastern Kentucky	A	W 12-4
Mar. 4	Virginia Tech	N4	L 3-6
Mar. 4	Tennessee	N4	L 3-7
Mar. 5	Notre Dame	N4	L 0-8
Mar. 8	Morehead State	H	W 5-0
Mar. 8	Morehead State	H	W 8-0
Mar. 11	Northern Illinois	H	W 5-3
Mar. 11	Evansville	H	L 0-2
Mar. 12	Butler	H	W 7-2
Mar. 18	Evansville	N5	W 4-0



# ALL-TIME RESULTS

Mar. 24	Ole Miss	H	W 7-1	Apr. 21	LSU	H	L 2-4	Feb. 8	Georgia Tech	N2	W 5-3	Feb. 19	North Carolina	N3	L 2-10
Mar. 25	Ole Miss	H	W 9-1	Apr. 24	Georgia	A	L 0-8	Feb. 8	Gardner Webb	N2	W 1-0	Feb. 20	Minnesota	N3	W 6-4
Mar. 31	Alabama	A	L 2-6	Apr. 24	Georgia	A	L 4-6	Feb. 14	Missouri-Kansas City	N3	W 5-4	Feb. 25	Tennessee Tech	N4	W 3-1
Mar. 31	Alabama	A	L 6-12	Apr. 25	Georgia	A	L 3-5	Feb. 14	Texas-San Antonio	N3	L 3-6	Feb. 25	Virginia	N4	W 10-7
Apr. 1	Alabama	A	L 0-8	Apr. 27	Auburn	A	W 8-5	Feb. 15	Kansas	N3	L 5-6	Feb. 26	Purdue	N4	L 4-5
Apr. 7	Mississippi State	A	W 8-1	Apr. 27	Auburn	A	L 1-6	Feb. 15	Texas-Arlington	N3	T 2-2	Feb. 26	Kent State	N4	W 7-6
Apr. 7	Mississippi State	A	L 2-3	Apr. 28	Auburn	A	L 1-17	Feb. 28	Yonugstown State	H	W 3-0	Feb. 27	Bowling Green	N4	W 1-0
Apr. 8	Mississippi State	A	L 3-7	May 2	Arkansas	H	W 6-5	Feb. 28	Northern Iowa	H	W 1-0	Feb. 27	UT-Chattanooga	A	W 1-0
Apr. 11	Morehead State	H	W 8-0	May 3	Arkansas	H	W 4-0	Feb. 29	Ball State	H	W 1-0	Mar. 5	Belmont	N5	W 14-1
Apr. 11	Morehead State	H	W 15-0	May 3	Arkansas	H	L 2-7	Feb. 29	Northern Iowa	H	W 4-3	Mar. 5	Youngstown State	N5	W 1-0
Apr. 14	South Carolina	H	L 0-3	<i>N1 - Miami, Fla.; N2 - San Antonio, Texas</i>				Mar. 6	Florida	A	L 1-8	Mar. 6	Youngstown State	N5	W 8-4
Apr. 14	South Carolina	H	W 2-1	<i>N3 - Chattanooga, Tenn.; N4 - Lexington, Ky.</i>				Mar. 6	Florida	A	L 0-6	Mar. 6	Belmont	N5	W 10-3
Apr. 15	South Carolina	H	W 6-5												
Apr. 18	Louisville	A	W 3-2												
Apr. 18	Louisville	A	W 4-2												
Apr. 21	LSU	A	L 0-12												
Apr. 21	LSU	A	L 2-5												
Apr. 22	LSU	A	L 0-8												
Apr. 25	Western Kentucky	A	L 4-5												
Apr. 25	Western Kentucky	A	L 5-6												
Apr. 28	Auburn	H	L 3-6												
Apr. 28	Auburn	H	W 8-5												
Apr. 29	Auburn	H	W 7-6												
May 5	Arkansas	A	W 3-1												
May 5	Arkansas	A	L 0-4												
May 6	Arkansas	A	L 0-1												
May 10	South Carolina	N3	L 1-5												
May 11	Arkansas	N3	L 0-1												
<i>N1 - Arlington, Texas; N2 - Tucson, Ariz.; N3 - Chattanooga, Tenn.</i>															

## 2003 • 16-40 • 3-26 SEC

Jan. 31	Illinois State	N1	L 1-8
Jan. 31	Georgia	N1	L 0-5
Feb. 1	FIU	N1	W 3-2
Feb. 1	Georgia	N1	L 2-5
Feb. 2	Illinois State	N1	L 3-4
Feb. 14	Missouri	N2	W 5-4
Feb. 14	Stanford	N2	L 0-8
Feb. 15	Penn State	N2	W 2-1
Feb. 15	Missouri	N2	W 4-1
Feb. 16	Stanford	N2	L 1-4
Feb. 22	Texas Tech	N3	L 4-5
Feb. 22	Texas-San Antonio	N3	W 11-2
Feb. 22	Houston	N3	W 5-4
Feb. 23	Oregon	N3	L 1-5
Mar. 5	Ohio State	H	L 2-10
Mar. 5	Ohio State	H	L 3-12
Mar. 8	Florida	H	L 1-8
Mar. 8	Florida	H	L 2-10
Mar. 9	Florida	H	L 3-9
Mar. 12	Morehead State	H	W 10-0
Mar. 12	Morehead State	H	W 9-1
Mar. 15	Mississippi	H	W 4-1
Mar. 15	Mississippi	H	L 4-8
Mar. 16	Mississippi	H	L 7-14
Mar. 18	Georgia	H	L 1-8
Mar. 18	Georgia	H	L 1-7
Mar. 19	Georgia	H	L 0-5
Mar. 22	Alabama	A	L 4-7
Mar. 22	Alabama	A	L 1-2
Mar. 23	Alabama	A	L 2-8
Mar. 29	Mississippi State	A	L 6-7
Mar. 29	Mississippi State	A	L 0-7
Mar. 30	Mississippi State	A	L 3-6
April 2	Eastern Kentucky	H	L 5-7
April 2	Eastern Kentucky	H	L 3-5
April 5	South Carolina	H	L 0-7
April 5	South Carolina	H	L 2-7
April 6	South Carolina	H	L 0-6
April 9	Tennessee	A	L 0-8
April 9	Tennessee	A	L 4-6
April 12	LSU	A	L 0-5
April 12	LSU	A	L 1-9
April 13	LSU	A	1-11
April 16	Indiana	A	W 9-5
April 16	Indiana	A	L 2-4
April 18	Auburn	H	L 1-9
April 18	Auburn	H	L 4-5
April 19	Auburn	H	L 0-1
April 23	Louisville	A	W 2-0
April 23	Louisville	A	W 3-0
April 26	Arkansas	A	L 1-2
April 26	Arkansas	A	W 4-0
April 27	Arkansas	A	W 7-6
April 30	Western Kentucky	H	W 2-1
April 30	Western Kentucky	H	L 4-7
May 3	Iowa	A	W 7-4
<i>N1 - Miami, Fla.; N2 - Palo Alto, Calif.; N3 - Houston, Texas</i>			

## 2002 • 24-32 • 6-21 SEC

Feb. 1	Georgia	N1	L 2-9
Feb. 1	Illinois State	N1	L 3-9
Feb. 2	Florida International	A	W 4-2
Feb. 2	Georgia	N1	L 3-4
Feb. 3	Illinois State	N1	W 12-0
Feb. 15	Purdue	N2	W 1-0
Feb. 15	Bethune-Cookman	N2	L 1-3
Feb. 16	Texas-San Antonio	A	W 7-5
Feb. 16	Wichita State	N2	L 1-4
Feb. 17	Southwest Texas	N2	L 1-6
Feb. 17	Texas	N2	W 2-1
Feb. 22	Evansville	N3	W 6-5
Feb. 22	Birmingham Southern	N3	W 13-2
Feb. 23	Belmont	N3	W 18-2
Feb. 23	Western Kentucky	N3	L 5-6
Feb. 24	Chattanooga	A	W 4-1
Feb. 24	Samford	N3	W 10-0
Mar. 5	Morehead State	A	W 4-3
Mar. 5	Morehead State	A	W 10-2
Mar. 10	Ohio	N4	W 6-0
Mar. 10	Kent State	N4	L 5-8
Mar. 12	Ohio State	A	W 4-3
Mar. 12	Ohio State	A	L 0-4
Mar. 16	Florida	A	L 1-6
Mar. 16	Florida	A	W 7-6
Mar. 17	Florida	A	L 3-4
Mar. 23	Ole Miss	A	L 2-5
Mar. 23	Ole Miss	A	L 4-9
Mar. 24	Ole Miss	A	L 0-3
Mar. 26	Akron	H	L 2-4
Mar. 26	Akron	H	W 16-3
Mar. 30	Alabama	H	L 0-5
Mar. 30	Alabama	H	L 2-9
Mar. 31	Alabama	H	L 3-11
Apr. 6	Mississippi State	H	W 6-4
Apr. 6	Mississippi State	H	W 10-3
Apr. 7	Mississippi State	H	L 2-3
Apr. 10	Louisville	H	L 1-5
Apr. 10	Louisville	H	W 9-1
Apr. 13	South Carolina	A	L 0-4
Apr. 13	South Carolina	A	L 0-5
Apr. 14	South Carolina	A	L 0-2
Apr. 16	Eastern Kentucky	A	W 4-3
Apr. 16	Eastern Kentucky	A	W 9-2
Apr. 20	LSU	H	L 0-1
Apr. 20	LSU	H	L 1-4

## 2004 • 25-31-1 • 6-24 SEC

Jan. 31	Florida A & M	N1	W 9-0
Jan. 31	Florida International	N1	W 3-2
Feb. 7	UL-Lafayette	N2	L 4-8
Feb. 7	Louisiana-Monroe	N2	W 5-1

Feb. 8	Georgia Tech	N2	W 5-3	Feb. 19	North Carolina	N3	L 2-10								
Feb. 8	Gardner Webb	N2	W 1-0	Feb. 20	Minnesota	N3	W 6-4								
Feb. 14	Missouri-Kansas City	N3	W 5-4	Feb. 25	Tennessee Tech	N4	W 3-1								
Feb. 14	Texas-San Antonio	N3	L 3-6	Feb. 25	Virginia	N4	W 10-7								
Feb. 15	Kansas	N3	L 5-6	Feb. 26	Purdue	N4	L 4-5								
Feb. 15	Texas-Arlington	N3	T 2-2	Feb. 26	Kent State	N4	W 7-6								
Feb. 28	Yonugstown State	H	W 3-0	Feb. 27	Bowling Green	N4	W 1-0								
Feb. 28	Northern Iowa	H	W 1-0	Feb. 27	UT-Chattanooga	A	W 1-0								
Feb. 29	Ball State	H	W 1-0	Mar. 5	Belmont	N5	W 14-1								
Feb. 29	Northern Iowa	H	W 4-3	Mar. 5	Youngstown State	N5	W 1-0								
Mar. 6	Florida	A	L 1-8	Mar. 6	Youngstown State	N5	W 8-4								
Mar. 6	Florida	A	L 0-6	Mar. 6	Belmont	N5	W 10-3								
Mar. 7	Florida	A	W 4-0	Mar. 12	Ole Miss	H	W 5-3								
Mar. 9	Tennessee	H	L 2-3	Mar. 12	Ole Miss	H	L 1-4								
Mar. 10	Tennessee	H	L 1-4	Mar. 13	Ole Miss	H	L 3-11								
Mar. 10	Tennessee	H	L 0-1	Mar. 15	Georgia	H	L 0-1								
Mar. 13	Ole Miss	A	L 0-3	Mar. 15	Georgia	H	L 1-5								
Mar. 13	Ole Miss	A	W 7-3	Mar. 16	Georgia	H	L 2-9								
Mar. 14	Ole Miss	A	L 0-9	Mar. 19	Alabama	A	L 2-10								
Mar. 17	Georgia	A	L 1-8	Mar. 19	Alabama	A	L 2-6								
Mar. 17	Georgia	A	L 0-6	Mar. 20	Alabama	A	L 1-5								
Mar. 18	Georgia	A	L 3-4	Mar. 23	Marshall	H	W 2-0								
Mar. 20	Alabama	H	L 3-9	Mar. 23	Marshall	H	W 9-0								
Mar. 21	Alabama	H	W 7-5	Mar. 25	Mississippi State	A	L 2-3								
Mar. 21	Alabama	H	L 5-14	Mar. 25	Mississippi State	A	L 0-5								
Mar. 24	Louisville	H	L 0-4	Mar. 26	Mississippi State	A	L 2-3								
Mar. 24	Louisville	H	W 3-2	Mar. 29	Tennessee	A	L 0-5								
Mar. 27	Mississippi State	H	L 2-8	Mar. 29	Tennessee	A	W 2-1								
Mar. 27	Mississippi State	H	W 4-3	Mar. 30	Tennessee	A	L 1-3								
Mar. 28	Mississippi State	H	L 2-6	Apr. 3	South Carolina	H	L 2-12								
Mar. 31	Eastern Kentucky	A	W 9-0	Apr. 3	South Carolina	H	L 1-10								
Mar. 31	Eastern Kentucky	A	W 9-2	Apr. 6	Eastern Kentucky	H	W 2-0								
April 3	South Carolina	A	L 2-3	Apr. 9	LSU	A	L 1-6								
April 3	South Carolina	A	W 4-1	Apr. 9	LSU	A	W 5-1								
April 3	South Carolina	A	L 0-4	Apr. 10	LSU	A	L 0-18								
April 7	Morehead State	A	W 10-0	Apr. 13	Western Kentucky	H	L 2-5								
April 7	Morehead State	A	W 7-2	Apr. 13	Western Kentucky	H	W 4-2								
April 10	LSU	H	L 1-9	Apr. 14	Louisville	H	W 3-2								
April 10	LSU	H	L 0-9	Apr. 23	Arkansas	A	L 2-10								
April 11	LSU	H	L 2-6	Apr. 23	Arkansas	A	L 0-4								
April 14	Western Kentucky	A	W 5-2	Apr. 24	Arkansas	A	L 2-10								
April 14	Western Kentucky	A	L 3-4	Apr. 27	Louisville	A	L 0-6								
April 21	Ohio State	A	L 4-6	Apr. 30	Auburn	H	W 5-2								
April 21	Ohio State	A	W 4-3	Apr. 30	Auburn	H	L 0-8								
April 24	Arkansas	H	L 0-1	May 1	Auburn	H	L 0-10								
April 24	Arkansas	H	W 8-5	May 7	Florida	H	L 1-13								
April 25	Arkansas	H	L 1-5	May 7	Florida	H	L 3-11								
April 28	Indiana	H	L 1-3	May 8	Florida	H	L 0-8								
April 28	Indiana	H	W 4-2	<i>N1 - Miami, Fla.; N2 - Palo Alto, Calif.;</i>											
May 1	Auburn	A	L 1-6	<i>N3 - Houston, Texas; N4 - Chattanooga, Tenn.;</i>											
May 1	Auburn	A	L 0-1	<i>N5 - Lexington, Ky.</i>											
May 2	Auburn	A	L 0-6												

## 2006 • 21-36 • 4-26 SEC

Feb. 10	Washington	N1	W 6-1
Feb. 10	Oklahoma	N1	L 3-4
Feb. 11	Illinois-Chicago	N1	W 3-2
Feb. 11	Long Beach State	N1	W 6-4
Feb. 12	UNLV	N1	L 2-3
Feb. 16	Kent State	H	W 9-0
Feb. 16	Kent State	H	W 2-1
Feb. 17	Kent State	H	W 10-3
Feb. 24	Long Beach State	N2	L 2-7
Feb. 24	Colorado State	N2	L 0-1
Feb. 25	San Diego State	N2	L 3-5
Feb. 25	Indiana State	N2	W 11-3
Feb. 26	Loyola Marymount	N2	L 1-7
Mar. 3	Morehead State	H	W 9-1
Mar. 4	Ohio	H	W 6-3
Mar. 4	Youngstown State	H	W 9-0
Mar. 5	Belmont	H	W 13-1
Mar. 8	Eastern Kentucky	A	W 8-2
Mar. 11	Auburn	A	L 1-2
Mar. 11	Auburn	A	L 0-3
Mar. 12	Auburn	A	L 6-7
Mar. 14	Georgia	A	L 6-10
Mar. 14	Georgia	A	L 2-4
Mar. 15	Georgia	A	L 0-8
Mar. 18	South Carolina	A	L 2-5

## EILEEN SCHMIDT

Three Seasons  
Record: 61-108  
SEC: 12-74



## 2005 • 20-41 • 4-25 SEC

Feb. 4	South Florida	N1	L 3-4
Feb. 4	Florida International	A	L 0-4
Feb. 5	Illinois State	N1	L 2-4
Feb. 5	Auburn	N1	L 1-9
Feb. 6	Illinois State	N1	L 4-5
Feb. 11	Long Beach State	N2	L 0-5
Feb. 11	San Diego State	N2	L 3-4
Feb. 12	Stanford	A	L 3-14
Feb. 12	Cal Poly	N2	L 1-5
Feb. 13	DePaul	N2	W 2-1
Feb. 18	Baylor	N3	L 0-3
Feb. 18	Houston	N3	L 0-10
Feb. 19	Texas State	N3	L 3-12



## ALL-TIME RESULTS

Mar. 18	South Carolina	A	W 2-0
Mar. 19	South Carolina	A	W 2-1
Mar. 25	LSU	H	L 2-5
Mar. 25	LSU	H	L 2-13
Mar. 26	LSU	H	L 1-6
Mar. 29	Tennessee	H	L 0-8
Mar. 29	Tennessee	H	L 0-4
Mar. 30	Tennessee	H	L 0-8
Apr. 1	Alabama	H	L 0-7
Apr. 1	Alabama	H	L 0-11
Apr. 2	Alabama	H	L 0-9
Apr. 4	Ohio	H	W 7-0
Apr. 4	Ohio	H	W 3-0
Apr. 5	Western Kentucky	H	W 2-1
Apr. 5	Western Kentucky	H	W 5-4
Apr. 12	Indiana	A	L 0-2
Apr. 12	Indiana	A	L 5-6
Apr. 14	Arkansas	H	W 8-0
Apr. 15	Arkansas	H	L 1-2
Apr. 15	Arkansas	H	L 0-2
Apr. 19	Louisville	A	W 3-1
Apr. 22	Florida	A	L 2-6
Apr. 22	Florida	A	W 3-2
Apr. 23	Florida	A	L 3-5
Apr. 26	Louisville	H	L 1-4
Apr. 26	Eastern Kentucky	H	L 0-2
Apr. 29	Ole Miss	A	L 1-2
Apr. 29	Ole Miss	A	L 0-1
Apr. 30	Ole Miss	A	L 1-2
May 6	Mississippi State	H	L 4-6
May 6	Mississippi State	H	L 0-2
May 7	Mississippi State	H	L 2-3

N1 - Las Vegas, Nev.; N2 - San Diego, Calif.;

### 2007 • 20-31 • 4-24 SEC

Feb. 9	Stephen F. Austin	N1	W 12-11
Feb. 9	Texas A&M CC	N1	W 10-0
Feb. 10	Southern Miss	N1	W 12-2
Feb. 10	Baylor	A	L 5-1
Feb. 10	Baylor	A	L 9-0
Feb. 11	UC Davis	A	W 5-3
Feb. 23	Saint Mary's	N2	W 13-5
Feb. 24	Sacramento St.	N2	W 9-1
Feb. 25	UC Riverside	N2	L 4-2
Feb. 25	UC Davis	A	W 8-2
Mar. 2	Butler	H	W 8-0
Mar. 2	Butler	H	W 10-5
Mar. 3	Butler	H	W 12-3
Mar. 3	Evansville	H	L 12-11
Mar. 4	IUPUI	H	W 12-5
Mar. 7	Louisville	H	W 6-3
Mar. 10	Auburn	H	L 10-1
Mar. 10	Auburn	H	L 9-4
Mar. 11	Auburn	H	W 2-1
Mar. 13	Mississippi St.	H	L 7-0
Mar. 13	Mississippi St.	H	L 9-7
Mar. 17	Georgia	A	L 11-0
Mar. 17	Georgia	A	W 6-1
Mar. 18	Georgia	A	L 6-4
Mar. 21	Marshall	H	W 8-5
Mar. 24	Ole Miss	H	W 10-5
Mar. 24	Ole Miss	H	L 5-4
Mar. 25	Ole Miss	H	W 4-3
Mar. 31	Arkansas	A	L 14-8
Mar. 31	Arkansas	A	L 5-2
Apr. 1	Arkansas	A	L 2-0
Apr. 3	LSU	A	L 4-0
Apr. 3	LSU	A	L 8-4
Apr. 5	Western Kentucky	H	L 10-4
Apr. 5	Western Kentucky	H	W 8-6
Apr. 10	Eastern Kentucky	H	W 8-7
Apr. 11	Louisville	A	L 7-6
Apr. 14	Tennessee	H	L 12-0
Apr. 14	Tennessee	H	L 8-2
Apr. 15	Tennessee	H	L 9-4
Apr. 21	South Carolina	A	L 6-5
Apr. 21	South Carolina	A	L 2-1
Apr. 22	South Carolina	A	L 2-0

Apr. 25	Indiana	H	L 5-4
Apr. 25	Indiana	H	W 5-4
Apr. 28	Alabama	A	L 12-3
Apr. 28	Alabama	A	L 6-0
Apr. 29	Alabama	A	L 8-0
May 5	Florida	H	L 7-3
May 5	Florida	H	L 7-4
May 6	Florida	H	L 8-0

N1 - Waco, Texas.; N2 - Davis, Calif.;

### RACHEL LAWSON

Nine Seasons  
Record: 322-213  
SEC: 107-124



### 2008 • 17-37 • 3-25 SEC

Feb. 9	Wichita State	N1	W 5-2
Feb. 9	Chattanooga	A	W 3-2
Feb. 10	Wichita State	N1	L 6-2
Feb. 10	Chattanooga	A	L 9-6
Feb. 14	Hawaii	A	L 9-5
Feb. 15	Long Beach State	N2	L 10-2
Feb. 15	Central Florida	N2	L 7-2
Feb. 16	Hawaii	A	L 6-0
Feb. 16	Central Florida	N2	L 6-0
Feb. 17	Central Florida	N2	W 4-1
Feb. 24	Toledo	H	W 9-3
Feb. 24	Toledo	H	W 15-5
Feb. 29	Wright State	N3	W 5-1
Mar. 1	Marshall	N3	W 10-4
Mar. 1	Eastern Illinois	N3	W 5-1
Mar. 2	Indiana	N3	W 10-5
Mar. 5	Louisville	H	L 6-1
Mar. 12	Morehead State	H	W 5-3
Mar. 12	Morehead State	H	W 7-1
Mar. 15	Tennessee	A	W 2-0
Mar. 16	Tennessee	A	L 5-1
Mar. 16	Tennessee	A	L 2-0
Mar. 17	Miami (OH)	H	W 7-3
Mar. 21	Alabama	H	L 9-4
Mar. 22	Alabama	H	L 11-2
Mar. 22	Alabama	H	L 14-4
Mar. 26	Louisville	A	L 5-4
Mar. 29	South Carolina	H	L 5-3
Mar. 29	South Carolina	H	L 4-3
Mar. 30	South Carolina	H	L 8-1
Apr. 1	Indiana	H	L 5-4
Apr. 1	Indiana	H	L 16-13
Apr. 3	Mississippi State	A	L 1-0
Apr. 3	Mississippi State	A	L 8-0
Apr. 5	Ole Miss	A	W 3-1
Apr. 5	Ole Miss	A	L 6-1
Apr. 6	Ole Miss	A	W 4-2
Apr. 9	LSU	H	L 13-2
Apr. 9	LSU	H	L 5-2
Apr. 12	Arkansas	H	L 6-5
Apr. 12	Arkansas	H	L 3-0
Apr. 13	Arkansas	H	L 14-1
Apr. 16	Ohio State	A	W 6-3
Apr. 16	Ohio State	A	W 16-0
Apr. 19	Florida	A	L 8-0
Apr. 19	Florida	A	L 6-5
Apr. 20	Florida	A	L 8-0
Apr. 23	Eastern Kentucky	H	W 4-2
Apr. 26	Georgia	H	L 10-0
Apr. 26	Georgia	H	L 7-3
Apr. 27	Georgia	H	L 9-4
May 3	Auburn	A	L 14-1
May 3	Auburn	A	L 3-2
May 4	Auburn	A	L 5-4

N1 - Chattanooga, Tenn.; N2 - Honolulu, Hawaii; N3 - Chattanooga, Tenn.

### 2009 • 34-23 • 13-14 SEC

Feb. 13	Oregon	N1	W 11-9
Feb. 13	Hawaii	N1	W 8-0
Feb. 14	DePaul	N1	L 5-1
Feb. 14	UCLA	N1	L 9-6
Feb. 15	UNLV	A	W 7-1
Feb. 20	San Diego State	N2	W 6-4
Feb. 20	Louisiana	A	L 5-2
Feb. 21	Connecticut	N2	L 5-4
Feb. 22	Connecticut	N2	W 5-3
Feb. 27	Centenary	N3	W 4-0
Feb. 27	Stetson	A	W 4-2
Feb. 28	Maryland	N3	W 10-1
Feb. 28	Stetson	A	W 4-0
Mar. 7	LSU	A	L 3-2
Mar. 7	LSU	A	W 6-5
Mar. 8	LSU	A	L 10-2
Mar. 10	Morehead State	A	W 5-1
Mar. 10	Morehead State	A	W 4-3
Mar. 14	Auburn	H	W 4-3
Mar. 15	Auburn	H	W 8-0
Mar. 16	Auburn	H	W 8-0
Mar. 17	Miami (OH)	A	W 10-1
Mar. 17	Miami (OH)	A	W 6-3
Mar. 21	Arkansas	A	W 11-4
Mar. 21	Arkansas	A	L 8-5
Mar. 22	Arkansas	A	L 4-3
Mar. 24	Kent State	H	W 3-1
Mar. 24	Kent State	H	W 5-4
Mar. 26	Western Kentucky	A	W 1-0
Mar. 26	Western Kentucky	A	W 12-9
Mar. 28	Georgia	A	L 3-1
Mar. 29	Georgia	A	L 10-0
Mar. 29	Georgia	A	L 5-2
Apr. 1	Louisville	H	L 5-1
Apr. 4	Ole Miss	H	L 4-1
Apr. 4	Ole Miss	H	W 6-5
Apr. 5	Ole Miss	H	W 7-5
Apr. 8	Tennessee	H	L 14-2
Apr. 8	Tennessee	H	W 6-5
Apr. 11	Florida	H	L 1-0
Apr. 11	Florida	H	L 6-0
Apr. 14	Alabama	A	L 2-1
Apr. 14	Alabama	A	L 5-3
Apr. 22	Eastern Kentucky	H	W 7-0
Apr. 24	Mississippi State	H	W 10-3
Apr. 24	Mississippi State	H	W 4-1
Apr. 25	Mississippi State	H	W 8-7
Apr. 28	Louisville	A	L 2-0
May 2	South Carolina	A	W 4-3
May 2	South Carolina	A	W 5-1
May 3	South Carolina	A	L 9-2
May 7	Georgia	N4	W 2-0
May 8	Alabama	N4	L 2-1
May 14	BYU	N5	L 5-2
May 15	Canisius	N5	W 7-0
May 15	BYU	N5	W 4-2
May 16	Ohio State	A	L 7-2

N1 - Las Vegas, Nev.; N2 - Lafayette, La.; N3 - Deland, Fla.;

N4 - SEC Tournament, Knoxville, Tenn.;

N5 - NCAA Tournament, Columbus, Ohio

### 2010 • 32-27 • 13-15 SEC

Feb. 11	Arizona State	A	W 5-2
Feb. 12	San Diego State	N1	L 4-0
Feb. 12	Cal State Fullerton	N1	W 2-0
Feb. 13	Western Michigan	N1	W 5-1
Feb. 13	California	N1	L 6-1
Feb. 19	Maryland	N2	W 1-0
Feb. 19	Florida Atlantic	A	W 2-1
Feb. 20	Pittsburgh	N2	W 2-1
Feb. 20	Minnesota	N2	W 1-0
Feb. 21	Florida Atlantic	A	W 4-1
Feb. 26	Evansville	N3	W 8-0
Feb. 26	Kansas	N3	W 7-2
Feb. 27	Lipscomb	N3	L 3-0
Feb. 27	Chattanooga	A	W 3-1
Mar. 5	Jacksonville State	N4	W 4-1

Mar. 5	Georgia State	N4	L 7-1
Mar. 6	Georgia Tech	A	L 6-3
Mar. 6	Western Carolina	N4	W 5-0
Mar. 7	Liberty	N4	W 7-0
Mar. 10	Louisville	H	L 3-0
Mar. 13	Auburn	A	L 3-2
Mar. 14	Auburn	A	W 5-3
Mar. 14	Auburn	A	L 1-0
Mar. 16	Alabama	H	L 7-2
Mar. 16	Alabama	H	W 1-0
Mar. 18	Morehead State	H	W 3-0
Mar. 20	Arkansas	H	W 5-0
Mar. 20	Arkansas	H	W 4-2
Mar. 21	Arkansas	H	L 9-8
Mar. 23	Tennessee	A	L 5-4
Mar. 23	Tennessee	A	L 7-1
Mar. 27	Georgia	H	L 4-2
Mar. 27	Georgia	H	W 4-2
Mar. 28	Georgia	H	L 17-5
April 2	Mississippi State	A	W 5-4
April 2	Mississippi State	A	W 2-0
April 3	Mississippi State	A	L 1-0
April 7	Louisville	A	L 6-0
April 10	South Carolina	H	W 11-3
April 10	South Carolina	H	W 4-3
April 11	South Carolina	H	W 8-0
April 14	Western Kentucky	H	W 9-3
April 17	Florida	A	L 5-3
April 17	Florida	A	W 5-2
April 18	Florida	A	L 5-0
April 21	Austin Peay	H	W 10-1
April 21	Austin Peay	H	W 10-2
April 24	LSU	H	L 5-2
April 25	LSU	H	L 9-3
April 25	LSU	H	L 3-1
April 30	Michigan	A	L 5-4
May 1	Michigan	A	L 8-4
May 8	Ole Miss	A	W 2-0
May 8	Ole Miss	A	W 4-2
May 9	Ole Miss	A	L 5-3
May 13	LSU	N5	L 2-1
May 21	Ohio State	A	W 6-5
May 22	California	N6	L 1-0
May 22	Ohio State	A	L 5-3

N1 - Tempe, Ariz.;

N2 - Boca Raton, Fla.;

N3 - Chattanooga, Tenn.;

N4 - Marietta, Ga.;

N5 - Fayetteville, Ark.;

N6 - Columbus, Ohio

### 2011 • 40-16 • 14-9 SEC

Feb. 11	Ohio State	N1	W 9-0
Feb. 11	Florida International	A	W 5-0
Feb. 12	DePaul	N1	W 6-3
Feb. 13	Memphis	N1	L 3-2
Feb. 13	North Florida	N1	W 5-2
Feb. 18	Georgia Southern	N2	W 7-0
Feb. 18	Middle Tennessee St.	N2	W 13-0
Feb. 19	Florida State	A	L 2-0
Feb. 19	Georgia Southern	N2	W 9-1
Feb. 20	Florida State	A	W 7-2
Feb. 25	Colorado State	N3	W 7-0
Feb. 26	Stanford	A	L 4-2
Feb. 26	UC Davis	N3	W 2-0
Feb. 27	North Dakota St.	N3	W 5-4
Mar. 5	Southern Illinois	A	W 9-5
Mar. 5	Purdue	N4	W 3-0
Mar. 6	SIUE	N4	W 2-0
Mar. 11	Tennessee	H	W 9-6
Mar. 12	Tennessee	H	L 10-0
Mar. 13	Tennessee	H	W 5-4
Mar. 16	Arkansas	A	W 4-0
Mar. 16	Arkansas	A	W 7-2
Mar. 18	LSU	A	W 6-1
Mar. 19	LSU	A	L 2-1
Mar. 20	LSU	A	L 4-1
Mar. 23	Louisville	A	L 6-0
Mar. 25	Mississippi State	H	W 12-6
Mar. 26	Mississippi State	H	W 8-0
Mar. 27	Mississippi State	H	W 5-0



# ALL-TIME RESULTS

April 1	Florida	H	W, 10-2
April 2	Florida	H	W, 7-6
April 3	Florida	H	W, 9-2
April 6	Austin Peay	A	W, 16-0
April 6	Austin Peay	A	W, 13-0
April 8	Georgia	A	L, 6-1
April 9	Georgia	A	L, 8-3
April 10	Georgia	A	L, 9-1
April 13	Marshall	A	W, 9-4
April 13	Marshall	A	W, 10-4
April 16	Tennessee Tech	H	W, 9-0
April 16	Tennessee Tech	H	W, 4-3
April 19	Eastern Kentucky	H	W, 7-0
April 20	Louisville	H	W, 14-8
April 23	South Carolina	A	W, 5-3
April 23	South Carolina	A	W, 3-2
April 24	South Carolina	A	L, 4-3
May 6	Auburn	H	L, 5-3
May 7	Auburn	H	W, 10-2
May 8	Auburn	H	L, 2-1
May 12	Tennessee	N5	L, 4-1
May 20	Notre Dame	N6	W, 8-0
May 21	Michigan	A	W, 7-6
May 22	Michigan	A	W, 2-1
May 28	California	H	L, 1-0
May 29	California	H	W, 8-0
May 29	California	H	L, 9-0

N1 - Miami, Fla.; N2 - Tallahassee, Fla.; N3 - Stanford, Calif.; N4 - Carbondale, Ill.; N5 - Oxford, Miss.; N6 - Ann Arbor, Mich.

## 2012 • 30-30 • 15-13 SEC

Feb. 9	UCLA	A	L, 7-1
Feb. 10	Pacific	N1	W, 3-2
Feb. 10	UCLA	A	L, 12-0
Feb. 11	UCLA	A	L, 6-2
Feb. 17	Wright State	N2	W, 3-0
Feb. 17	Florida Atlantic	N2	W, 6-3
Feb. 18	LIU-Brooklyn	N2	W, 2-1
Feb. 18	Michigan	N2	L, 3-0
Feb. 19	Maryland	N2	L, 2-1
Feb. 24	North Florida	N3	W, 8-3
Feb. 24	Jacksonville State	N3	W, 2-1
Feb. 25	Radford	N3	W, 9-2
Feb. 25	Georgia Southern	N3	L, 2-1
Mar. 2	Texas A&M-CC	N4	L, 3-2
Mar. 2	Stephen F. Austin	N4	W, 8-1
Mar. 3	Stephen F. Austin	N4	W, 10-2
Mar. 3	Louisiana (Lafayette)	N4	L, 5-4
Mar. 4	Nicholls State	N4	W, 9-1
Mar. 9	Alabama	H	L, 3-1
Mar. 10	Alabama	H	L, 9-1
Mar. 11	Alabama	H	L, 12-2
Mar. 13	Western Illinois	H	L, 5-4
Mar. 16	N.C. State	H	L, 6-3
Mar. 16	UAB	H	L, 6-5
Mar. 17	Missouri-Kansas City	H	W, 4-0
Mar. 17	NC State	H	W, 7-6
Mar. 18	UAB	H	L, 20-7
Mar. 21	Western Kentucky	A	W, 4-2
Mar. 23	Auburn	A	W, 8-4
Mar. 24	Auburn	A	W, 5-2
Mar. 25	Auburn	A	L, 2-1
Mar. 28	Louisville	H	L, 1-0
Mar. 30	Tennessee	A	W, 5-3
Mar. 31	Tennessee	A	L, 8-0
April 1	Tennessee	A	L, 4-2
April 4	Louisville	A	L, 2-1
April 6	South Carolina	H	L, 9-1
April 7	South Carolina	H	W, 7-0
April 8	South Carolina	H	W, 10-5
April 11	Arkansas	H	W, 9-7
April 11	Arkansas	H	L, 7-3
April 13	Georgia	H	W, 4-1
April 14	Georgia	H	W, 4-0
April 15	Georgia	H	L, 4-3
April 18	Ole Miss	A	W, 3-1
April 18	Ole Miss	A	W, 8-0

April 20	Mississippi State	A	L, 4-3
April 21	Mississippi State	A	L, 2-1
April 22	Mississippi State	A	L, 3-2
April 24	Morehead State	H	W, 3-1
April 27	Florida	A	W, 2-0
April 28	Florida	A	L, 5-0
April 29	Florida	A	L, 5-1
May 4	LSU	H	W, 4-3
May 5	LSU	H	W, 2-1
May 6	LSU	H	W, 1-0
May 10	Georgia	N5	L, 6-4
May 18	Michigan	N6	L, 3-2
May 19	Valparaiso	N6	W, 5-4
May 19	Louisville	N6	L, 3-2

N1 - Los Angeles, Calif.; N2 - Boca Raton, Fla.; N3 - Statesboro, Ga.; N4 - Lafayette, La.; N5 - Tuscaloosa, Ala.; N6 - Louisville, Ky.

## 2013 • 41-21 • 13-11 SEC

Feb. 8	California	N1	W, 3-2
Feb. 8	Western Michigan	N1	W, 12-1
Feb. 9	Oregon State	N1	W, 5-3
Feb. 9	Arizona State	N1	L, 8-1
Feb. 10	Portland State	N1	L, 5-3
Feb. 10	Stanford	N1	W, 3-1
Feb. 14	Cal Poly	N2	W, 1-0
Feb. 14	San Diego State	N2	W, 4-0
Feb. 15	Washington	N2	W, 3-2
Feb. 16	UC Riverside	N2	W, 11-3
Feb. 16	Oklahoma	N2	L, 11-0
Feb. 23	Georgetown	N3	W, 8-0
Feb. 23	Howard	N3	W, 14-0
Feb. 24	USC Upstate	N3	W, 12-8
Mar. 1	Illinois	N4	W, 5-4
Mar. 1	USF	N4	W, 6-3
Mar. 2	Loyola Marymount	N4	W, 4-3
Mar. 2	Central Michigan	N4	W, 3-1
Mar. 3	Western Michigan	N4	W, 8-4
Mar. 8	Ole Miss	H	L, 3-1
Mar. 9	Ole Miss	H	W, 5-2
Mar. 10	Ole Miss	H	W, 5-2
Mar. 12	North Carolina	H	W, 18-0
Mar. 15	LSU	A	L, 7-1
Mar. 16	LSU	A	L, 4-3
Mar. 17	LSU	A	L, 3-2
Mar. 19	Western Kentucky	H	W, 7-1
Mar. 20	Iowa	H	L, 3-1
Mar. 22	Mississippi State	H	W, 5-4
Mar. 23	Mississippi State	H	W, 3-2
Mar. 23	Mississippi State	H	W, 7-0
Mar. 27	Lipscomb	A	W, 8-1
Mar. 29	Tennessee	H	L, 6-0
April 3	Louisville	A	L, 5-1
April 5	South Carolina	A	W, 3-1
April 6	South Carolina	A	W, 9-4
April 7	South Carolina	A	W, 4-3
April 9	Marshall	H	W, 4-3
April 10	Eastern Kentucky	A	W, 6-2
April 10	Eastern Kentucky	A	W, 4-3
April 12	Florida	H	L, 7-4
April 13	Florida	H	W, 4-2
April 14	Florida	H	L, 6-3
April 17	Middle Tenn. State	A	W, 7-4
April 17	Middle Tenn. State	A	W, 13-1
April 19	Arkansas	A	L, 4-1
April 20	Arkansas	A	L, 4-0
April 21	Arkansas	A	W, 5-3
April 24	Louisville	H	W, 2-1
April 26	Missouri	H	L, 2-1
April 27	Missouri	H	W, 8-2
April 28	Missouri	H	L, 7-0
May 4	Alabama	A	L, 14-0
May 5	Alabama	A	W, 9-5
May 8	South Carolina	N5	L, 6-3
May 17	Marshall	N6	W, 2-1
May 18	Virginia Tech	N6	W, 6-2
May 19	Virginia Tech	N6	L, 2-0

May 19	Virginia Tech	N6	W, 1-0
May 25	Arizona State	N7	L, 5-4
May 26	Arizona State	N7	L, 5-2

N1 - Tempe, Ariz.; N2 - San Diego, Calif.; N3 - Spartanburg, S.C.; N4 - Tampa, Fla.; N5 - Lexington, Ky.; N6 - Lexington, Ky.; N7 - Tempe, Ariz.

## 2014 • 50-19 • 13-11 SEC

Feb. 6	vs. Santa Clara	N1	W, 6-0
Feb. 6	at Long Beach St.	N1	W, 10-0(5)
Feb. 7	vs. Loyola Mary.	N1	W, 7-1
Feb. 7	vs. Oklahoma	N1	W, 5-4 (10)
Feb. 8	vs. George Wash.	N1	W, 3-0
Feb. 14	vs. Louisiana Tech	N2	W, 1-0
Feb. 14	at Texas	N2	W, 6-4
Feb. 15	vs. IPFW	N2	W, 2-1
Feb. 15	vs. Louisiana Tech	N2	W, 6-3
Feb. 16	at Texas	N2	W, 6-5
Feb. 21	vs. Penn State	N3	W, 5-0
Feb. 21	at Florida Atlantic	N3	W, 7-1
Feb. 22	vs. Kent State	N3	L, 0-3
Feb. 22	vs. Michigan	N3	L, 0-3
Feb. 23	vs. Penn State	N3	W, 8-1
Feb. 28	Butler	N4	W, 9-7
Mar. 1	Pittsburgh	N4	W, 4-3 (9)
Mar. 1	EKU	N4	W, 2-1
Mar. 7	at Mississippi State	A	W, 4-0
Mar. 8	at Mississippi State	A	L, 1-2
Mar. 9	at Mississippi State	A	W, 5-0
Mar. 11	at Marshall	A	W, 6-2
Mar. 14	at Missouri	A	L, 2-7
Mar. 15	at Missouri	A	W, 3-2
Mar. 16	at Missouri	A	W, 8-7 (8)
Mar. 18	at Indiana	H	W, 5-0
Mar. 21	Kent State	N5	W, 9-2
Mar. 21	Saint Francis&	N5	W, 10-2(6)
Mar. 22	Fairfield	N5	W, 5-0
Mar. 22	Kansas	N5	W, 4-2
Mar. 23	Kansas	N5	L, 5-7
Mar. 23	Kent State	N5	W, 4-2
Mar. 28	Auburn	H	L, 6-7
Mar. 29	Auburn	H	L, 4-6
Mar. 30	Auburn	H	W, 2-1
April 2	Louisville	H	W, 5-0
April 4	Texas A&M	H	L, 1-6
April 5	Texas A&M	H	W, 4-2 (10)
April 6	Texas A&M	H	W, 5-3
April 8	Wright State	H	W, 9-1 (5)
April 9	Miss. Valley State	H	W, 10-0 (5)
April 11	at Ole Miss	A	W, 3-1
April 12	at Ole Miss	A	W, 3-1
April 13	at Ole Miss	A	W, 11-4 (10)
April 18	Arkansas	H	W, 4-3
April 19	Arkansas	H	W, 7-5
April 20	Arkansas	H	L, 0-8 (6)
April 22	at WKU	A	W, 11-8
April 25	Tennessee	H	L, 3-6
April 26	Tennessee	H	W, 5-2
April 27	Tennessee	H	L, 2-9
April 30	at Louisville	A	W, 7-3 (8)
May 2	at Georgia	A	L, 1-5
May 3	at Georgia	A	L, 1-4
May 4	at Georgia	A	L, 1-3
May 7	Mississippi State	N6	W, 4-3 (9)
May 8	Tennessee	N6	W, 2-0
May 9	LSU	N6	W, 4-3 (9)
May 10	Georgia	N6	L, 2-5
May 16	Ohio	N7	W, 2-0
May 17	James Madison	N7	W, 2-1
May 18	DePaul	N7	L, 2-1 (10)
May 18	DePaul	N7	W, 10-1 (5)
May 24	UCLA	N8	L, 4-6
May 25	UCLA	N8	W, 7-3
May 25	UCLA	N8	W, 7-1
May 29	La.-Lafayette	N9	W, 4-1
May 30	Alabama	N9	L, 0-2
May 31	Baylor	N9	L, 8-7 (8)

N1 - Mizuno Invitational/Easton Tournament (Long Beach, Calif.; Fullerton, Calif.); N2 - Texas Classic (Austin, Texas); N3 - FAU Invitational (Boca Raton, Fla.); N4 - UK Tournament (Lexington, Ky.); N5 - UK Tournament (Lexington, Ky.); N6 - SEC Tournament (Columbia, S.C.); N7 - NCAA Regional (Lexington, Ky.); N8 - NCAA Super Regional (Los Angeles, Calif.); N9 - WCWS (Oklahoma City, Okla.)

## 2015 • 32-26 • 5-19 SEC

Feb. 5	Florida A&M	A	W, 4-2
Feb. 7	at Florida State	N1	L, 3-2
Feb. 7	vs. Ga. Southern	N1	W, 9-0 (6)
Feb. 8	vs. Ga. Southern	N1	W, 10-0 (6)
Feb. 8	at Florida State	N1	W, 3-1
Feb. 13	vs. Southern Illinois	N2	W, 5-2
Feb. 14	vs. IUPUI	N2	W, 9-4
Feb. 14	at Kennesaw State	N2	L, 9-8
Feb. 19	vs. Arizona	N3	W, 5-2
Feb. 19	vs. Long Beach St.	N3	W, 13-1 (6)
Feb. 20	vs. LIU Brooklyn	N3	W, 5-3
Feb. 20	vs. Oregon State	N3	W, 6-5
Feb. 21	vs. Oklahoma	N3	L, 7-3
Feb. 21	vs. San Diego State	N3	W, 5-2
Feb. 28	Tennessee Tech	A	W, 5-1
Feb. 28	Tennessee Tech	A	W, 10-0 (5)
Mar. 6	Texas A&M	A	L, 3-0 (8)
Mar. 7	Texas A&M	A	L, 6-3
Mar. 8	Texas A&M	A	W, 3-2
Mar. 11	EKU	H	W, 2-0
Mar. 14	OHIO	H	W, 7-2
Mar. 14	OHIO	H	W, 6-4
Mar. 15	OHIO	H	W, 6-0
Mar. 17	Murray State	A	W, 5-2
Mar. 17	Murray State	A	W, 1-0
Mar. 18	INDIANA	A	W, 4-1
Mar. 20	Auburn	A	L, 5-0
Mar. 21	Auburn	A	L, 4-1
Mar. 21	Auburn	A	L, 9-7
Mar. 27	LSU	H	W, 3-1
Mar. 28	LSU	H	W, 5-2
Mar. 29	LSU	H	L, 2-0
April 1	Louisville	A	W, 4-0
April 3	Alabama	H	W, 2-1
April 4	Alabama	H	L, 7-3
April 5	Alabama	H	L, 2-0
April 6	FAU	H	W, 3-1
April 6	FAU	H	W, 7-1
April 11	Florida	A	L, 1-0
April 12	Florida	A	L, 6-3
April 13	Florida	A	L, 2-0
April 17	South Carolina	H	L, 6-4
April 18	South Carolina	H	W, 2-0
April 18	South Carolina	H	L, 7-6 (11)
April 21	Louisville	H	L, 8-0 (6)
April 22	WKU	H	W, 1-0 (9)
April 24	Georgia	H	L, 3-0
April 25	Georgia	H	L, 6-4
April 26	Georgia	H	L, 8-4
May 1	Tennessee	A	L, 7-1
May 2	Tennessee	A	L, 6-5
May 3	Tennessee	A	L, 4-1
May 6	Tennessee	N4	L, 5-4
May 15	Northwestern	N5	W, 5-4
May 16	Ball State	N5	W, 5-0
May 17	Notre Dame	N5	W, 4-3
May 23	Florida	N6	L, 7-0
May 24	Florida	N6	L, 1-0

N1 - Renegade Classic (Tallahassee, Fla.); N2 - Phyllis Rafter Memorial Invitational (Kennesaw, Ga.); N3 - Mary Nutter Collegiate Classic (Palm Springs, Calif.); N4 - SEC Tournament (Baton Rouge, La.); N5 - NCAA South Bend Regional (South Bend, Ind.); N6 - NCAA Gainesville Super Regional (Gainesville, Fla.)



# ALL-TIME RESULTS

2016 • 46-14 • 17-7 SEC

Feb. 12	No. 25 Notre Dame	N1	W, 10-7
Feb. 12	Oregon State	N1	L, 8-0
Feb. 13	No. 4 Oregon	N1	W, 8-6
Feb. 14	New Mexico	N1	W, 14-6
Feb. 15	No. 23 Utah	N1	W, 1-0
Feb. 15	at No. 20 Arizona St.	A	W, 5-3
Feb. 18	San Diego	N2	W, 5-1
Feb. 18	at San Diego St.	A	W, 5-1
Feb. 19	California	N2	L, 5-1
Feb. 20	South Dakota	N2	W, 10-0
Feb. 20	Texas Tech	N2	W, 10-0
Feb. 26	Lipscomb	N3	W, 4-0
Feb. 26	Miami (OH)	N3	W, 8-0
Feb. 27	Eastern Illinois	N3	W, 9-1
Feb. 27	at Chattanooga	A	W, 6-2
Feb. 28	Evansville	N3	W, 7-1
March 4	Albany	N4	W, 8-0
March 4	Lehigh	N4	W, 7-1
March 5	UNC Charlotte	N4	L, 5-3
March 5	at Winthrop	A	W, 11-0
March 6	at Winthrop	A	W, 8-0
March 9	Indiana	H	W, 3-1
March 11	at South Carolina	A	W, 8-2
March 12	at South Carolina	A	W, 5-1
March 13	at South Carolina	A	W, 4-0
March 16	at Marshall	A	W, 1-0
Match 18	Ole Miss	H	L, 3-1
March 19	Ole Miss	H	W, 3-1
March 20	Ole Miss	H	W, 6-2
March 22	Northern Kentucky	H	W, 9-0
March 23	Murray State	H	W, 6-1
March 25	at Arkansas	A	W, 9-0
March 26	at Arkansas	A	W, 7-1
March 27	at Arkansas	A	W, 12-4
March 29	at Ohio	A	L, 1-0
March 29	at Ohio	A	W, 3-0
April 1	No. 3 Auburn	H	L, 9-0
April 2	No. 3 Auburn	H	L, 6-5
April 3	No. 3 Auburn	H	L, 3-1 (9)
April 9	at No. 8 LSU	A	W, 1-0
April 10	at No. 8 LSU	A	W, 3-0
April 11	at No. 8 LSU	A	W, 2-0
April 13	Eastern Kentucky	H	W, 2-1
April 15	No. 18 Missouri	H	W, 7-6
April 16	No. 18 Missouri	H	L, 9-2
April 17	No. 18 Missouri	H	W, 3-2
April 20	at Western Kentucky	A	W, 5-0
April 22	at No. 4 Alabama	A	W, 3-2
April 23	at No. 4 Alabama	A	L, 7-1
April 24	at No. 4 Alabama	A	L, 3-0
April 27	at Louisville	A	W, 2-1
May 6	Mississippi State	H	W, 3-2 (9)
May 7	Mississippi State	H	W, 1-0 (8)
May 8	Mississippi State	H	W, 4-0
May 12	No. 10 LSU	N5	L, 3-1
May 21	Butler	N6	W, 6-1
May 21	No. 25 Utah	N6	L, 3-0
May 21	Illinois	N6	W, 3-2
May 22	No. 25 Utah	N6	W, 4-0
May 22	No. 25 Utah	N6	L, 5-3

N1= Kajakawa Classic (Tempe, Ariz.); N2= Campbell/Cartier Classic (San Diego, Calif.); N3= Winthrop Invitational (Rock Hill, S.C.); N4= Chattanooga Frost Classic (Chattanooga, Tenn.); N5= SEC Tournament (Starkville, MS); N6= NCAA Tournament Regionals (Lexington).



**Abbey Cheek**



**Rachel Lawson served as the pitching coach for the NPF's ScrapYard Dawgs this summer.**



# ALL-TIME HONORS

## **Frank G. Hamm "Society of Character" Inductees**

1999 - Michelle Bucci  
 1999 - Tiffany Kruse  
 2000 - Sarah Snider  
 2000 - Tracie Potts  
 2001 - Angie Dal Pozzo  
 2001 - Andrea Eilertson  
 2001 - Beth Fogle  
 2001 - Leslie Kwiatkowski  
 2002 - Sandi Dengler  
 2002 - Jennifer Howland  
 2003 - Nikki Jones  
 2003 - Lyndsey Angus  
 2005 - Jessica Nance  
 2005 - Meghan Cooper  
 2006 - Ashley Fertic  
 2006 - Megan Glenn  
 2006 - Amy Kendall  
 2008 - Ashley Dimkich  
 2009 - Natalie Smith  
 2010 - Sam. DeMartine  
 2010 - Molly Johnson  
 2011 - Meagan Aull  
 2011 - Megan Yocke  
 2012 - Macy Allen  
 2012 - Ashleigh Gustafson  
 2012 - Rachel Riley  
 2013 - Kara Dill  
 2014 - Ginny Carroll  
 2014 - Lauren Cumbess  
 2014 - Emily Jolly  
 2016 - Kelsey Nunley  
 2016 - Maisie Steed  
 2016 - Christian Stokes

## **"Omicrom Delta Kappa National Leadership Honor Society" Inductees**

1999 - Michelle Bucci  
 1999 - Sarah Snider  
 2000 - Jennifer Howland  
 2001 - Morgan Marr  
 2005 - Amy Kendall  
 2005 - Ashley Fertic  
 2006 - Jenny Sibert  
 2007 - Ashley Dimkich  
 2008 - Samantha Allen  
 2008 - Megan Jolly  
 2010 - Meagan Aull  
 2010 - Molly Johnson  
 2010 - Natalie Smith

## **SEC Academic Honor Roll 1997**

Michelle Bucci  
 Lorie Horner  
 Lyndsey Houser  
 Susan Moore

## **1998**

Michelle Bucci  
 Keary Camunas  
 Lorie Horner  
 Lyndsey Houser  
 Tiffany Kruse

Leslie Kwiatkowski  
 Susan Moore  
 Sarah Snider  
**1999**  
 Michelle Bucci  
 Keary Camunas  
 Tiffany Kruse  
 Leslie Kwiatkowski  
 Sarah Snider

## **2000**

Colleen Boddy  
 Michelle Bucci  
 Keary Camunas  
 Angie Dal Pozzo  
 Sandi Dengler  
 Beth Fogle  
 Jennifer Howland  
 Tiffany Kruse  
 Leslie Kwiatkowski  
 Tracie Potts  
 Sarah Snider

## **2001**

Colleen Boddy  
 Michelle Bucci  
 Angie Dal Pozzo  
 Sandi Dengler  
 Beth Fogle  
 Jennifer Howland  
 Tiffany Kruse  
 Leslie Kwiatkowski  
 Tracie Potts  
 Sarah Snider

## **2002**

Lyndsey Angus  
 Angie Dal Pozzo  
 Sandi Dengler  
 Beth Fogle  
 Jennifer Howland  
 Tiffany Kruse  
 Leslie Kwiatkowski  
 Morgan Marr  
 Bethany Wiegand

## **2003**

Lyndsey Angus  
 Angela Dal Pozzo  
 Sandi Dengler  
 Beth Fogle  
 Rachel Friberg  
 Jennifer Howland  
 Nikki Jones  
 Morgan Marr

## **2004**

Meghan Cooper  
 Rachel Friberg  
 Amy Kendall  
 Lori Melchi

## **2005**

Katie Campbell  
 Meghan Cooper  
 Ashley Fertic

Gina Florence  
 Megan Glenn  
 Amber Janneck  
 Amy Kendall  
 Emily Marks  
 Brooke Marnitz  
 Lori Melchi  
 Jessica Nance  
 Gretchen Prugh  
 Jenny Sibert

## **2006**

Samantha Allen  
 Meghan Cooper  
 Ashley Dimkich  
 Ashley Fertic  
 Gina Florence  
 Megan Glenn  
 Amy Kendall  
 Brooke Marnitz  
 Lori Melchi  
 Jenny Sibert

## **2007**

Samantha Allen  
 Becky Bishop  
 Lindsay Brogdon  
 Ashley Dimkich  
 Elizabeth Fadde  
 Ashley Fertic  
 Gina Florence  
 Brooke Marnitz  
 Katie Campbell  
 Jenny Sibert  
 Natalie Smith  
 Jennifer Young

## **2008**

Samantha Allen  
 Meagan Aull  
 Lindsay Brogdon  
 Ashley Dimkich  
 Molly Johnson  
 Megan Jolly  
 Katei McCarty  
 Annie Rowlands  
 Natalie Smith  
 Megan Yocke

## **2009**

Jessica Adkins  
 Macy Allen  
 Chanda Bell  
 Ashleigh Gustafson  
 Molly Johnson  
 Destinee Mordecai  
 Kristen O'Haver  
 Rachel Riley  
 Annie Rowlands  
 Natalie Smith

## **2010**

Jessica Adkins  
 Macy Allen  
 Meagan Aull  
 Chanda Bell

Samantha DeMartine  
 Kara Dill  
 Ashleigh Gustafson  
 Molly Johnson  
 Destinee Mordecai  
 Alice O'Brien  
 Rachel Riley  
 Annie Rowlands  
 Erika Silence  
 Natalie Smith  
 Megan Yocke  
 Jennifer Young

## **2011**

Macy Allen  
 Meagan Aull  
 Ginny Carroll  
 Brittany Cervantes  
 Samantha DeMartine  
 Kara Dill  
 Emily Gaines  
 Ashleigh Gustafson  
 Emily Jolly  
 Aubrey Lamar  
 Alice O'Brien  
 Rachel Riley  
 Annie Rowlands  
 Erika Silence  
 Krystal Smith  
 Megan Yocke  
 Ellen Weaver

## **2012**

Macy Allen  
 Chanda Bell  
 Ginny Carroll  
 Brittany Cervantes  
 Lauren Cumbess  
 Kara Dill  
 Emily Gaines  
 Ashleigh Gustafson  
 Emily Jolly  
 Aubrey Lamar  
 Alice O'Brien  
 Rachel Riley  
 Erika Silence  
 Krystal Smith  
 Ellen Weaver  
 Lindsay Griggs  
 Kara Howard  
 Griffin Joiner

## **2013**

Ginny Carroll  
 Lauren Cumbess  
 Kara Dill  
 Sarah Frazer  
 Emily Gaines  
 Griffin Joiner  
 Emily Jolly  
 Krystal Smith  
 Ellen Weaver  
 Katie Henderson  
 Kelsey Nunley  
 Darrington Richardson  
 Nikki Sagermann

Sylver Samuel  
 Ansley Smith  
 Maisie Steed  
 Christian Stokes

## **2014**

Ginny Carroll  
 Lauren Cumbess  
 Sarah Frazer  
 Emily Gaines  
 Kara Howard  
 Griffin Joiner  
 Emily Jolly  
 Kelsey Nunley  
 Darrington Richardson  
 Nikki Sagermann  
 Sylver Samuel  
 Ansley Smith  
 Krystal Smith  
 Maisie Steed  
 Christian Stokes  
 Meagan Prince  
 Breanne Ray  
 Shannon Smith

## **2015**

Haley Andrus  
 Brooklin Hinz  
 Kara Howard  
 Griffin Joiner  
 Stephanie Martino  
 Kelsey Nunley  
 Meagan Prince  
 Buzz Ray  
 Erin Rethlake  
 Darrington Richardson  
 Nikki Sagermann  
 Sylver Samuel  
 Ansley Smith  
 Shannon Smith  
 Maisie Steed  
 Christian Stokes

## **2016**

Brooklin Hinz  
 Stephanie Martino  
 Kelsey Nunley  
 Meagan Prince  
 Breanne Ray  
 Erin Rethlake  
 Nikki Sagermann  
 Sylver Samuel  
 Ansley Smith  
 Shannon Smith  
 Maisie Steed  
 Christian Stokes

## **GTE Academic All-America Second Team**

2000 - Leslie Kwiatkowski  
 2001 - Angie Dal Pozzo  
 2002 - Beth Fogle  
 2003 - Lyndsey Angus



# ALL-TIME HONORS

## **GTE Academic All-America All-District IV**

### **First Team**

1999 - Leslie Kwiatkowski  
2001 - Leslie Kwiatkowski  
2001 - Angie Dal Pozzo  
2002 - Angie Dal Pozzo  
2002 - Beth Fogle  
2003 - Lyndsey Angus

### **Second Team**

2000 - Angie Dal Pozzo  
2000 - Beth Fogle  
2004 - Meghan Cooper

## **SEC Scholar-Athlete of Year**

2011 - Meagan Aull

## **ESPN The Magazine Academic All-America All-District IV**

### **First Team**

2006 - Meghan Cooper  
2007 - Brooke Marnitz

### **Second Team**

2006 - Ashley Fertic  
2006 - Brooke Marnitz  
2007 - Ashley Fertic  
2008 - Ashley Dimkich

## **CoSIDA Academic All-America**

2011 - Meagan Aull

## **CoSIDA Academic All-District**

2013 - Kara Dill  
2014 - Griffin Joiner  
2014 - Lauren Cumbess  
2014 - Emily Gaines  
2015 - Griffin Joiner, Breanne Ray  
2016 - Breanne Ray

## **NFCA All-America**

### **First Team**

2016 - Kelsey Nunley

### **Second Team**

2009 - Molly Johnson

## **NFCA All-Region Team**

2000 - Leslie Kwiatkowski  
2002 - Nikki Jones  
2003 - Nikki Jones  
2007 - Brooke Marnitz  
2009 - Molly Johnson  
2009 - Megan Yocke  
2010 - Molly Johnson  
2010 - Megan Yocke  
2011 - Meagan Aull (2nd)  
2011 - Brittany Cervantes (2nd)  
2011 - Kara Dill (2nd)  
2011 - Rachel Riley (1st)  
2011 - Megan Yocke (1st)  
2013 - Lauren Cumbess (2nd)  
2014 - Griffin Joiner (3rd)  
2014 - Kelsey Nunley (3rd)  
2014 - Nikki Sagermann (3rd)  
2014 - Lauren Cumbess (3rd)  
2015 - Kelsey Nunley (3rd)

2015 - Griffin Joiner (3rd)  
2016 - Kelsey Nunley (2nd)  
2016 - Meagan Prince (3rd)  
2016 - Abbey Cheek (3rd)

## **All-SEC Honors**

### **First Team**

2000 - Leslie Kwiatkowski  
2001 - Lyndsey Angus  
2002 - Lyndsey Angus  
2002 - Nikki Jones  
2009 - Molly Johnson  
2010 - Molly Johnson  
2011 - Megan Yocke  
2012 - Brittany Cervantes  
2016 - Kelsey Nunley

### **Second Team**

2000 - Tiffany Kruse  
2001 - Nikki Jones  
2002 - Beth Fogle  
2003 - Lyndsey Angus  
2003 - Nikki Jones  
2007 - Brook Marnitz  
2008 - Molly Johnson  
2009 - Megan Yocke  
2010 - Megan Yocke  
2011 - Meagan Aull  
2011 - Kara Dill  
2012 - Kara Dill  
2013 - Griffin Joiner  
2014 - Kelsey Nunley  
2014 - Nikki Sagermann

### **Defensive Team**

2010 - Molly Johnson  
2010 - Megan Yocke  
2012 - Brittany Cervantes  
2013 - Griffin Joiner  
2014 - Griffin Joiner  
2015 - Griffin Joiner  
2016 - Maisie Steed  
2016 - Christian Stokes

### **Freshman Team**

2004 - Amber Janneck  
2006 - Megan Miller  
2007 - Natalie Smith  
2007 - Molly Johnson  
2008 - Meagan Aull  
2008 - Megan Yocke  
2009 - Chanda Bell  
2009 - Brittany Cervantes  
2011 - Emily Jolly  
2012 - Griffin Joiner  
2013 - Kelsey Nunley  
2016 - Abbey Cheek

### **SEC Coach of the Year**

2000 - Beth Pruitt  
2016 - Rachel Lawson

## **National Players of the Week**

### **Louisville Slugger/NFCA**

2012 - Chanda Bell  
2014 - Griffin Joiner

### **USA Softball**

2009 - Molly Johnson  
2011 - Megan Yocke

## **SEC Players of the Week**

### **SEC Pitcher of the Week**

2000 - Keary Camunas  
2012 - Chanda Bell (twice)  
2012 - Lauren Cumbess  
2013 - Kelsey Nunley  
2015 - Kelsey Nunley (twice)  
2016 - Kelsey Nunley (twice)  
2016 - Meagan Prince

### **SEC Player of the Week**

2000 - Lyndsey Angus  
2000 - Leslie Kwiatkowski  
2001 - Lyndsey Angus  
2001 - Beth Fogle  
2003 - Crystalie Wolfe  
2007 - Brook Marnitz  
2009 - Molly Johnson  
2010 - Brittany Cervantes  
2011 - Brittany Cervantes  
2011 - Megan Yocke  
2011 - Meagan Aull  
2012 - Brittany Cervantes  
2014 - Griffin Joiner

### **SEC Freshman of the Week**

2006 - Jessica Trueblood  
2007 - Molly Johnson (twice)  
2007 - Natalie Smith  
2009 - Chanda Bell (twice)  
2009 - Rachel Riley  
2012 - Griffin Joiner  
2013 - Kelsey Nunley  
2013 - Christian Stokes  
2014 - Shannon Smith  
2016 - Katie Reed  
2016 - Abbey Cheek

## **SEC All-Tournament Team**

2014 - Kelsey Nunley  
2014 - Nikki Sagermann  
2014 - Christian Stokes

## **WCWS All-Tournament Team**

2014 - Kelsey Nunley

# CAREER RECORDS

## Games Played

1. Leslie Kwiatkowski	254	(1998-2001)
2. Tiffany Kruse	252	(1998-2001)
3. Griffin Joiner	249	(2012-2015)
Christian Stokes	249	(2013-2016)
5. Sylvester Samuel	244	(2013-2016)
6. Nikki Sagermann	242	(2013-2016)
7. Andy Eilertson	239	(1999-2002)
8. Lauren Cumbess	236	(2011-2014)
Maisie Steed	236	(2013-2016)
10. Emily Jolly	235	(2011-2014)

## HITTING

### Hits

1. Leslie Kwiatkowski	285	(1998-2001)
2. Nikki Jones	268	(2000-2003)
3. Molly Johnson	264	(2007-2010)
4. Lyndsey Angus	239	(2000-2003)
5. Tiffany Kruse	224	(1998-2001)
Natalie Smith	224	(2007-2010)
7. Griffin Joiner	212	(2012-2015)
8. Meagan Aull	211	(2008-2011)
9. Kara Dill	201	(2010-2013)
10. Angie Del Pozzo	197	(1999-2002)

### Runs Batted In

1. Brittany Cervantes	161	(2009-2012)
2. Griffin Joiner	143	(2012-2015)
3. Leslie Kwiatkowski	137	(1998-2001)
4. Molly Johnson	135	(2007-2010)
5. Nikki Sagermann	121	(2013-2016)
Lauren Cumbess	118	(2011-2014)
Tiffany Kruse	118	(1998-2001)
7. Megan Yocke	115	(2008-2011)
8. Katie Campbell	112	(2004-2007)
9. Lyndsey Angus	111	(2000-2003)
10. Angie Del Pozzo	103	(1999-2002)

### Batting Average (min. 200 at bats)

1. Molly Johnson	.389	(2007-2010)
2. Nikki Jones	.365	(2000-2003)
3. Lyndsey Angus	.360	(2000-2003)
4. Leslie Kwiatkowski	.351	(1998-2001)
5. Kara Dill	.330	(2010-2013)
6. Natalie Smith	.329	(2007-2010)
7. Brooke Marnitz	.320	(2004-2007)
8. Megan Yocke	.315	(2008-2011)
9. Sylvester Samuel	.309	(2013-2016)
10. Meagan Aull	.305	(2008-2011)

### Doubles

1. Molly Johnson	56	(2007-2010)
2. Leslie Kwiatkowski	47	(1998-2001)
3. Lyndsey Angus	44	(2000-2003)
4. Brittany Cervantes	42	(2009-2012)
Tiffany Kruse	42	(1998-2001)
Griffin Joiner	42	(2012-2015)
7. Angie Del Pozzo	38	(1999-2002)
8. Lauren Cumbess	37	(2011-2014)
9. Meagan Aull	36	(2008-2011)
10. Christian Stokes	34	(2013-2016)

### Triples

1. Leslie Kwiatkowski	20	(1998-2001)
2. Tiffany Kruse	18	(1998-2001)

3. Nikki Jones	12	(2000-2003)
4. Meghan Cooper	10	(2002-2006)
Angie Del Pozzo	10	(1999-2002)
Molly Johnson	10	(2007-2010)
Megan Yocke	10	(2008-2011)
8. Kara Dill	9	(2010-2013)
Jessica Nance	9	(2002-2005)
Natalie Smith	9	(2007-2010)

### Walks

1. Griffin Joiner	131	(2012-2015)
2. Megan Yocke	122	(2008-2011)
Nikki Sagermann	122	(2013-2016)
4. Brittany Cervantes	118	(2009-2012)
5. Lyndsey Angus	98	(2000-2003)
6. Destinee Mordecai	89	(2007-2010)
7. Maisie Steed	84	(2013-2016)
8. Brooke Marnitz	77	(2004-2007)
9. Christian Stokes	70	(2013-2016)
10. Samantha DeMartine	71	(2008-2011)

### At-Bats

1. Leslie Kwiatkowski	811	(1998-2001)
2. Tiffany Kruse	764	(1998-2001)
3. Nikki Jones	734	(2000-2003)
4. Griffin Joiner	700	(2012-2015)
5. Meagan Aull	691	(2008-2011)
6. Natalie Smith	681	(2007-2010)
7. Molly Johnson	678	(2007-2010)
8. Christian Stokes	676	(2013-2016)
8. Angie Del Pozzo	664	(1999-2002)
Andy Eilertson	664	(1999-2002)
10. Lauren Cumbess	663	(2011-2014)
Lyndsey Angus	663	(2000-2003)

### Runs Scored

1. Molly Johnson	161	(2007-2010)
2. Leslie Kwiatkowski	145	(1998-2001)
3. Brittany Cervantes	139	(2009-2012)
4. Nikki Jones	138	(2000-2003)
5. Lyndsey Angus	136	(2000-2003)
Megan Yocke	136	(2008-2011)
7. Christian Stokes	125	(2013-2016)
8. Kara Dill	119	(2010-2013)
Sylvester Samuel	119	(2013-2016)
10. Meagan Aull	117	(2008-2011)

### Home Runs

1. Brittany Cervantes	48	(2009-2012)
2. Griffin Joiner	35	(2012-2015)
Molly Johnson	35	(2007-2010)
4. Nikki Sagermann	34	(2013-2016)
5. Brooke Marnitz	31	(2004-2007)
6. Katie Campbell	30	(2004-2007)
7. Christian Stokes	27	(2013-2016)
8. Lauren Cumbess	26	(2011-2014)
9. Megan Yocke	25	(2008-2011)
Maisie Steed	25	(2013-2016)

### Slugging Pct. (min. 200 at bats)

1. Molly Johnson	.656	(2007-2010)
2. Brittany Cervantes	.577	(2009-2012)
3. Brooke Marnitz	.575	(2004-2007)
4. Nikki Sagermann	.523	(2013-Pres.)
5. Griffin Joiner	.519	(2012-2015)

6. Leslie Kwiatkowski	.518	(1998-2001)
Megan Yocke	.518	(2008-2011)
8. Lyndsey Angus	.510	(2000-2003)
9. Nikki Sagermann	.508	(2013-2016)
10. Katie Campbell	.500	(2004-2007)

### Total Bases

1. Molly Johnson	445	(2007-2010)
2. Leslie Kwiatkowski	420	(1998-2001)
3. Brittany Cervantes	370	(2009-2012)
4. Griffin Joiner	363	(2012-2015)
5. Lyndsey Angus	338	(2000-2003)
6. Tiffany Kruse	323	(1998-2001)
7. Megan Yocke	322	(2008-2011)
8. Nikki Sagermann	320	(2013-2016)
9. Christian Stokes	313	(2013-2016)
10. Nikki Jones	312	(2000-2003)

### Stolen Bases

1. Sylvester Samuel	84	(2013-2016)
2. Leslie Kwiatkowski	82	(1998-2001)
3. Meagan Aull	71	(2008-2011)
4. Beth Fogel	70	(1999-2002)
5. Molly Johnson	66	(2007-2010)
6. Jessica Nance	64	(2002-2005)
7. Kara Dill	57	(2010-2013)
8. Nikki Jones	35	(2000-2003)
9. Angie Dal Pozzo	32	(1999-2002)
10. Megan Yocke	29	(2008-2011)
Maisie Steed	29	(2013-2016)

## FIELDING

### Fielding Pct. (min. 100 chances)

1. Jenny Schaper	.993	(2016-Pres.)
2. Griffin Joiner	.992	(2012-2015)
Megan Yocke	.992	(2008-2011)
4. Lauren Cumbess	.985	(2011-2014)
Jamie Dardis	.985	(2000-2002)
6. Maisie Steed	.984	(2013-2016)
7. Sam. DeMartine	.983	(2008-2011)
8. Lorie Horner	.982	(1997-2008)





## CAREER RECORDS

Katie Campbell	.982	(2004-2007)
10. Alli Eckman	.981	(2005-2007)

### Putouts

1. Griffin Joiner	1,557	(2012-2015)
2. Megan Yocke	1,203	(2008-2011)
3. Megan Glenn	1,117	(2003-2006)
4. Maisie Steed	1,051	(2013-2016)
5. Sam. DeMartine	1,041	(2008-2011)
6. Andy Eilertson	1,038	(1999-2002)
7. Lauren Cumbess	931	(2011-2014)
8. Katie Campbell	664	(2004-2007)
9. Lyndsey Angus	662	(2000-2003)
10. Nikki Jones	619	(2000-2003)

### Assists

1. Angie Del Pozzo	552	(1999-2002)
2. Christian Stokes	517	(2013-2016)
3. Molly Johnson	510	(2007-2010)
4. Rachel Friberg	475	(2001-2004)
5. Meghan Cooper	452	(2002-2006)
6. Nikki Sagermann	450	(2013-2016)
7. Nikki Jones	416	(2000-2003)
8. Brittany Cervantes	374	(2009-2012)
9. Brooke Marnitz	364	(2004-2007)
10. Andy Eilertson	294	(1999-2002)

### PITCHING

#### Appearances

1. Kelsey Nunley	171	(2013-2016)
2. Keary Camunas	158	(1997-2000)
3. Chanda Bell	143	(2009-2012)
4. Amy Kendall	133	(2003-2006)
5. Jennifer Howland	105	(1999-2002)
6. Rachel Riley	97	(2009-2012)
7. Amber Matousek	90	(2007-2010)
8. <b>Meagan Prince</b>	<b>81</b>	<b>(2013-Pres)</b>
9. Morgan Marr	80	(2000-2002)
10. Meghan Cooper	75	(2002-2006)

### Innings Pitched

1. Kelsey Nunley	943.1	(2013-2016)
2. Keary Camunas	897.2	(1997-2000)
3. Chanda Bell	724.0	(2009-2012)
4. Amy Kendall	586.0	(2003-2006)
5. Rachel Riley	477.1	(2009-2012)
6. Jennifer Howland	476.2	(1999-2002)
7. Amber Matousek	442.0	(2007-2010)
8. Morgan Marr	371.0	(2000-2002)
9. <b>Meagan Prince</b>	<b>337.1</b>	<b>(2013-Pres)</b>
10. Meghan Cooper	340.2	(2002-2006)

### Games Started

1. Keary Camunas	137	(1997-2000)
2. Kelsey Nunley	117	(2013-2016)
3. Chanda Bell	105	(2009-2012)
4. Amy Kendall	84	(2003-2006)
5. Amber Matousek	77	(2007-2010)
6. Jennifer Howland	74	(1999-2002)
7. Morgan Marr	61	(2000-2002)
8. Lauren Cumbess	57	(2011-2014)
Rachel Riley	57	(2009-2012)
10. Meghan Cooper	51	(2002-2006)

### ERA (min. 100 IP)

1. Kelsey Nunley	1.96	(2013-2016)
2. Keary Camunas	2.49	(1997-2000)
3. Chanda Bell	2.55	(2009-2012)
4. Shannon Smith	2.58	(2013-2016)
5. Rachel Riley	2.68	(2009-2012)
<b>Meagan Prince</b>	<b>2.68</b>	<b>(2014-Pres)</b>
7. Lauren Cumbess	2.83	(2011-2014)
8. Jessica Trueblood	2.99	(2006)
9. Gretchen Prugh	3.03	(2004)
10. Morgan Marr	3.08	(2000-2002)

### Opponent Batting Avg. (min. 250 batters faced)

1. <b>Shannon Smith</b>	<b>.199</b>	<b>(2014-Pres)</b>
2. Chanda Bell	.200	(2009-2012)

3. Kelsey Nunley	.211	(2013-2016)
4. Lauren Cumbess	.215	(2011-2014)
5. Gretchen Prugh	.238	(2004)
6. <b>Meagan Prince</b>	<b>.243</b>	<b>(2014-Pres.)</b>
7. Keary Camunas	.247	(1997-2000)
8. Rachel Riley	.255	(2009-2012)
9. Jessica Trueblood	.258	(2006)

### Strikeouts

1. Chanda Bell	910	(2009-2012)
2. Kelsey Nunley	809	(2013-2016)
2. Keary Camunas	550	(1997-2000)
4. Amy Kendall	302	(2003-2006)
5. <b>Meagan Prince</b>	<b>279</b>	<b>(2014-Pres)</b>
5. Rachel Riley	259	(2009-2012)
6. Lauren Cumbess	257	(2011-2014)
7. Amber Matousek	252	(2007-2010)
8. <b>Shannon Smith</b>	<b>152</b>	<b>(2014-Pres)</b>
8. Jennifer Howland	137	(1999-2002)
9. Ellen Weaver	122	(2011-2013)
Morgan Marr	122	(2000-2002)

### Wins

1. Kelsey Nunley	92	(2013-2016)
2. Chanda Bell	68	(2009-2012)
3. Keary Camunas	54	(1997-2000)
4. <b>Meagan Prince</b>	<b>42</b>	<b>(2014-Pres)</b>
5. Rachel Riley	40	(2009-2012)
6. Amy Kendall	31	(2003-2006)
7. Lauren Cumbess	29	(2011-2014)
Morgan Marr	29	(2000-2002)
9. Amber Matousek	28	(2007-2010)
10. Jennifer Howland	27	(1999-2002)

### Saves

1. Kelsey Nunley	9	(2013-2016)
2. Chanda Bell	6	(2009-2012)
3. Keary Camunas	5	(1997-2000)
4. Meghan Cooper	4	(2002-2006)
Jessica Trueblood	4	(2006)
<b>Meagan Prince</b>	<b>4</b>	<b>(2014-Pres)</b>



Chanda Bell



Lauren Cumbess



Rachel Riley



# SINGLE SEASON RECORDS

## Games Played

1. Joiner/Stokes/Sagermann/Samuel	69	(2014)
2. Lauren Cumbess	67	(2014)
Tiffany Kruse	67	(1999)
Leslie Kwiatkowski	67	(1999)
3. Jennifer Howland	66	(1999)
4. Andy Eilertson	65	(2000)
Nikki Jones	65	(2000)
Tiffany Kruse	65	(2000)
7. Leslie Kwiatkowski	64	(2000)

## HITTING

### Batting Average

1. Nikki Jones	.442	(2002)
2. Molly Johnson	.433	(2009)
3. Molly Johnson	.401	(2008)
4. Brooke Marnitz	.399	(2007)
5. Leslie Kwiatkowski	.398	(2000)
6. Nikki Jones	.388	(2003)
7. Lyndsey Angus	.384	(2003)
8. Kara Dill	.377	(2011)
9. Molly Johnson	.375	(2010)
10. Leslie Kwiatkowski	.372	(1999)

### At-Bats

1. Nikki Jones	212	(2000)
2. Tiffany Kruse	208	(1999)
3. Leslie Kwiatkowski	207	(1999)
4. Leslie Kwiatkowski	206	(1998)
5. Lauren Cumbess	203	(2014)
6. Kara Dill	202	(2012)
7. Jennifer Howland	201	(1999)
Leslie Kwiatkowski	201	(2000)
Lauren Cumbess	201	(2013)
10. Tiffany Kruse	199	(2000)

## Hits

1. Molly Johnson	81	(2009)
2. Leslie Kwiatkowski	80	(2000)
3. Leslie Kwiatkowski	77	(1999)
4. Tiffany Kruse	72	(1999)
5. Kara Dill	71	(2012)
Nikki Jones	71	(2003)
Leslie Kwiatkowski	71	(1998)
8. Molly Johnson	69	(2010)
9. Meagan Aull	68	(2011)
Nikki Jones	68	(2002)

## Doubles

1. Molly Johnson	20	(2008)
2. Tiffany Kruse	16	(2000)
Leslie Kwiatkowski	16	(2001)
4. Brittany Cervantes	15	(2012)
5. Griffin Joiner	14	(2013)
Molly Johnson	14	(2009)
7. Christian Stokes	13	(2014)
Lyndsey Angus	13	(2002)
9. Lauren Cumbess	12	(2013, 2014)
Lyndsey Angus	12	(2000)
Meagan Aull	12	(2009)
Leslie Kwiatkowski	12	(1998)
Brooke Marnitz	12	(2006)
<b>Brooklin Hinz</b>	<b>12</b>	<b>(2016)</b>

## Triples

1. Tiffany Kruse	7	(2000)
2. Angie Del Pozzo	6	(2001)
Leslie Kwiatkowski	6	(2000)
Leslie Kwiatkowski	6	(1998)
5. Kara Dill	5	(2012)
Nikki Jones	5	(2003)
Tiffany Kruse	5	(1999)
Meagan Yocke	5	(2009)

## Home Runs

1. Brooke Marnitz	21	(2007)
2. Brittany Cervantes	15	(2011)
3. Nikki Sagermann	13	(2014)
Brittany Cervantes	13	(2012)
Molly Johnson	13	(2010)
Lauren Cumbess	13	(2013)
7. Katie Campbell	12	(2007)
Amber Janneck	12	(2004)
9. <b>Griffin Joiner</b>	<b>11</b>	<b>(2015)</b>
Megan Yocke	11	(2011)
10. Griffin Joiner	10	(2013, 2014)
Lauren Cumbess	10	(2014)
Meagan Aull	10	(2011)
Brittany Cervantes	10	(2010)
Brittany Cervantes	10	(2009)
Samantha DeMartine	10	(2011)
Abbey Cheek	10	(2016)

## Runs Batted In

1. Brooke Marnitz	61	(2007)
2. Brittany Cervantes	52	(2011)
<b>Abbey Cheek</b>	<b>52</b>	<b>(2016)</b>
4. Leslie Kwiatkowski	50	(2000)
5. Nikki Sagermann	49	(2014)
6. Griffin Joiner	43	(2015)
Leslie Kwiatkowski	43	(1999)
Lauren Cumbess	43	(2013)
9. Katie Campbell	42	(2006)
10. Lauren Cumbess	41	(2014)
Griffin Joiner	41	(2013)

## Runs Scored

1. Brittany Cervantes	55	(2011)
2. Molly Johnson	53	(2009)
3. Molly Johnson	48	(2010)
4. Megan Yocke	47	(2011)
5. Kara Dill	44	(2011)
6. Leslie Kwiatkowski	43	(2000)
7. Brooke Marnitz	42	(2007)
<b>Abbey Cheek</b>	<b>42</b>	<b>(2016)</b>
8. Meagan Aull	41	(2011)
9. Leslie Kwiatkowski	40	(1999)
10. Nikki Jones	39	(2000)

## Total Bases

1. Brooke Marnitz	137	(2007)
2. Molly Johnson	130	(2009)
3. Molly Johnson	125	(2010)
4. Leslie Kwiatkowski	117	(1999)
5. Lauren Cumbess	116	(2013)
6. Leslie Kwiatkowski	115	(2000)
7. Meagan Aull	112	(2011)
8. Angie Del Pozzo	110	(2001)
9. Lauren Cumbess	108	(2014)
Brittany Cervantes	108	(2012)
11. Brittany Cervantes	105	(2011)
Molly Johnson	105	(2008)



Megan Yocke



# SINGLE SEASON RECORDS

## On-Base Pct.

1. Molly Johnson	.498	(2009)
2. Brittany Cervantes	.490	(2011)
3. Megan Yocke	.483	(2011)
4. Lyndsey Angus	.478	(2003)
5. Molly Johnson	.472	(2008)
6. Nikki Jones	.466	(2002)
7. Brooke Marnitz	.454	(2007)
8. Griffin Joiner	.451	(2014)
9. Molly Johnson	.450	(2010)
10. Lyndsey Angus	.444	(2002)

## Slugging Pct.

1. Brooke Marnitz	.895	(2007)
2. Molly Johnson	.695	(2009)
3. Molly Johnson	.679	(2010)
4. Brittany Cervantes	.677	(2011)
5. Molly Johnson	.669	(2008)
6. Katie Campbell	.640	(2007)
7. Becky Bishop	.632	(2007)
8. Brittany Cervantes	.615	(2012)
9. Rachel Riley	.611	(2011)
10. Megan Yocke	.604	(2011)

## Sacrifice Hits

1. Beth Fogle	13	(2001)
Megan Yocke	13	(2009)
3. Lorie Melchi	12	(2003)
Megan Yocke	12	(2010)
5. Sylver Samuel	11	(2013, 2014)
Michelle Bucci	11	(1997)
Beth Fogle	11	(2000)
Jennifer Howland	11	(1999)
Stephanie Thompson	11	(1998)
Megan Yocke	11	(2008)

## Sacrifice Flies

1. Alice O'Brien	5	(2013)
2. Nikki Sagermann	4	(2014)
Lyndsey Angus	4	(2000)
Rachel Friberg	4	(2002)
Brooke Marnitz	4	(2004)
7. Lauren Cumbess	3	(2014)
Meagan Aull	3	(2011)
Meagan Aull	3	(2009)
Meghan Cooper	3	(2004)
Angie Dal Pozzo	3	(2002)
Andy Eilertson	3	(2000)
Lorie Horner	3	(1997)
Brooke Marnitz	3	(2007)
<b>Abbey Cheek</b>	<b>3</b>	<b>(2016)</b>
<b>Katie Reed</b>	<b>3</b>	<b>(2016)</b>

## Stolen Bases

1. Beth Fogle	34	(1999)
2. Leslie Kwiatkowski	28	(2000)
3. Meagan Aull	26	(2009)
4. Molly Johnson	24	(2009)
5. Sylver Samuel	23	(2016)
6. Leslie Kwiatkowski	22	(1999)
7. Sylver Samuel	21	(2013)
Kara Dill	21	(2012)

Jessica Nance	21	(2004)
10. Sylver Samuel	20	(2014, 2015)
Kara Dill	20	(2011)
Molly Johnson	20	(2010)

## Walks

1. Brittany Cervantes	48	(2011)
2. Griffin Joiner	47	(2014)
Megan Yocke	47	(2011)
4. Griffin Joiner	36	(2015)
5. Nikki Sagermann	35	(2016)
6. Maisie Steed	34	(2013)
7. Brittany Cervantes	33	(2012)
8. Griffin Joiner	32	(2015)
9. Brooke Marnitz	31	(2006)
10. Nikki Sagermann	30	(2015)
Ansley Smith	30	(2014)

## Hit by Pitch

1. Meghan Cooper	16	(2006)
2. Ansley Smith	15	(2014)
3. Emily Gaines	13	(2014)
4. Griffin Joiner	12	(2012)
5. Molly Johnson	10	(2008)
Molly Johnson	10	(2009)
Molly Johnson	10	(2010)
<b>8. Ansley Smith</b>	<b>9</b>	<b>(2015)</b>
Meagan Aull	9	(2009)
Samantha DeMartine	9	(2011)
Amber Janneck	9	(2005)
Leslie Kwiatkowski	9	(2001)

1. Griffin Joiner	442	(2014)
2. Jenny Schaper	399	(2016)
3. Griffin Joiner	390	(2012)
4. Jamie Dardis	382	(2000)
Griffin Joiner	382	(2015)
6. Megan Yocke	369	(2010)
7. Megan Glenn	366	(2006)
8. Samantha DeMartine	363	(2009)

## Assists

1. Christian Stokes	167	(2014)
Angie Dal Pozzo	167	(2001)
3. Lindsay Houser	148	(1998)
4. Angie Dal Pozzo	143	(1999)
Molly Johnson	143	(2009)
6. Nikki Sagermann	141	(2014)
<b>7. Christian Stokes</b>	<b>140</b>	<b>(2015)</b>
8. Molly Johnson	131	(2010)
9. Angie Dal Pozzo	129	(2002)
Rachel Friberg	129	(2003)

## Fielding Pct.

<b>1. Griffin Joiner</b>	<b>1.000</b>	<b>(2015)</b>
Emily Jolly	1.000	(2014)
Maisie Steed	1.000	(2014)
Meagan Aull	1.000	(2009)
Michelle Bucci	1.000	(1999)
Beth Fogle	1.000	(2002)
Jennifer Howland	1.000	(2001)
7. Griffin Joiner	.998	(2014)
8. Megan Yocke	.997	(2011)
Megan Yocke	.997	(2009)
10. Katie Campbell	.996	(2006)

## FIELDING

### Putouts



**Meagan Aull**

# SINGLE SEASON RECORDS

## PITCHING

### ERA (min. 10 appearances)

1. Kelsey Nunley	1.27	(2016)
2. Keary Camunas	1.68	(2000)
3. Kelsey Nunley	1.88	(2014)
<b>4. Meagan Prince</b>	<b>1.85</b>	<b>(2016)</b>
5. Lauren Cumbess	1.99	(2011)
6. Lauren Cumbess	2.07	(2014)
7. Kelsey Nunley	2.14	(2013)
8. Chanda Bell	2.24	(2011)
9. Jennifer Howland	2.30	(2000)
10. Rachel Riley	2.35	(2009)

### Win-loss pct. (min. 10 appearances)

1. Shannon Smith	1.000 (3-0)	(2016)
2. Ellen Weaver	.857 (6-1)	(2011)
3. Kelsey Nunley	.777 (21-6)	(2016)
<b>Meagan Prince</b>	<b>.777 (21-6)</b>	<b>(2016)</b>
5. Lauren Cumbess	.750 (6-2)	(2011)
6. Lauren Cumbess	.731 (30-11)	(2014)
7. Kelsey Nunley	.731 (30-11)	(2014)
8. Rachel Riley	.722 (13-5)	(2011)
9. Kelsey Nunley	.711 (27-11)	(2013)
10. Chanda Bell	.704 (19-8)	(2009)

### Wins

1. Kelsey Nunley	30	(2014)
2. Kelsey Nunley	27	(2013)
3. Kelsey Nunley	21	(2016)
<b>Meagan Prince</b>	<b>21</b>	<b>(2016)</b>
5. Chanda Bell	19	(2009)
Keary Camunas	19	(2000)
7. Chanda Bell	18	(2010)
8. Morgan Marr	17	(2001)
9. Chanda Bell	16	(2012)
10. Chanda Bell	15	(2011)
Keary Camunas	15	(1998)

### Saves

1. Kelsey Nunley	5	(2015)
2. Chanda Bell	4	(2012)
Keary Camunas	4	(1999)
Jessica Trueblood	4	(2006)
5. Kelsey Nunley	2	(2013)
Meghan Cooper	2	(2002)
Jennifer Young	2	(2007)
<b>Meagan Prince</b>	<b>2</b>	<b>(2016)</b>

### Innings Pitched

1. Kelsey Nunley	282.1	(2014)
2. Kelsey Nunley	268.2	(2013)
3. Keary Camunas	251.1	(1998)
4. Amy Kendall	229.0	(2003)
5. Keary Camunas	226.2	(1999)
6. Keary Camunas	225.2	(2000)
7. Chanda Bell	219.1	(2010)
8. Kelsey Nunley	211.0	(2015)
9. Morgan Marr	195.2	(2001)
10. Keary Camunas	194.0	(1997)

### Appearances

1. Samantha Allen	49	(2005)
2. Kelsey Nunley	47	(2013)

3. Kelsey Nunley	45	(2014)
4. Keary Camunas	43	(1999)
5. Kelsey Nunley	42	(2015)
6. Keary Camunas	41	(2000)
7. Keary Camunas	40	(1998)
Amy Kendall	40	(2003)
9. Chanda Bell	39	(2012)
10. Chanda Bell	37	(2010)
Morgan Marr	37	(2001)
Kelsey Nunley	37	(2016)

### Games Started

1. Keary Camunas	37	(1998)
2. Kelsey Nunley	36	(2014)
Keary Camunas	36	(2000)
4. Chanda Bell	34	(2010)
Keary Camunas	34	(1999)
6. Amy Kendall	32	(2003)
7. Morgan Marr	31	(2001)
8. Kelsey Nunley	30	(2015)
Keary Camunas	30	(1997)
10. Samantha Allen	29	(2005)
Amber Matousek	29	(2008)

### Complete Games

1. Keary Camunas	33	(1998)
2. Kelsey Nunley	31	(2014)
3. Amy Kendall	29	(2003)
Keary Camunas	28	(2000)
5. Chanda Bell	26	(2010)
Keary Camunas	26	(1999)
Amber Matousek	26	(2008)
8. Jessica Trueblood	25	(2006)
Kelsey Nunley	25	(2013)
10. Keary Camunas	23	(1997)
Morgan Marr	23	(2001)

### Shutouts

1. Keary Camunas	9	(2000)
2. Kelsey Nunley	7	(2014)
Kelsey Nunley	7	(2016)
Chanda Bell	7	(2011)
4. Keary Camunas	6	(1998)
5. Rachel Riley	5	(2010)
<b>Meagan Prince</b>	<b>5</b>	<b>(2016)</b>
6. Kelsey Nunley	4	(2015)
Chanda Bell	4	(2010)
Keary Camunas	4	(1999)
Jennifer Howland	4	(2000)
Rachel Riley	4	(2011)

### Strikeouts

1. Chanda Bell	288	(2010)
2. Kelsey Nunley	219	(2014)
3. Chanda Bell	216	(2009)
4. Chanda Bell	205	(2011)
5. Kelsey Nunley	203	(2016)
6. Chanda Bell	201	(2012)
7. Kelsey Nunley	194	(2015)
8. Kelsey Nunley	193	(2013)
9. Keary Camunas	164	(1999)
10. Keary Camunas	149	(1998)

### Opponent Batting Avg. (min. 200 at-bats)

1. Chanda Bell	.175	(2011)
2. Kelsey Nunley	.178	(2016)
3. Lauren Cumbess	.193	(2012)
4. Chanda Bell	.200	(2010)
5. Lauren Cumbess	.201	(2011)
6. Lauren Cumbess	.203	(2014)
7. Chanda Bell	.208	(2012)
8. Kelsey Nunley	.213	(2014)
9. Kelsey Nunley	.215	(2013)
10. Meagan Prince	.214	(2016)



**Keary Camunas**



**Jessica Trueblood**



# GAME RECORDS

## HITTING

### At-bats

6	Christian Stokes	vs. South Carolina	4/18/15
	Lauren Cumbess	at Ole Miss	4/13/14
	Kara Dill	at USC Upstate	2/24/13
	Nikki Jones	vs. Arkansas	4/27/03
	Jackie Haynes	vs. Middle Tennessee State	4/1/97
	Michelle Buccì	vs. Middle Tennessee State	4/1/97
	Jacki Haynes	vs. Mississippi State	4/11/97

### Runs Scored

4	Griffin Joiner	vs. UNC	3/12/13
	Lyndsey Angus	vs. Belmont	2/23/02
	Angie Dal Pozzo	vs. Akron	3/9/01
	Beth Fogle	vs. Tennessee Tech	2/18/00
	Molly Johnson	vs. Ohio State	4/16/08
	Megan Yocke	vs. Indiana	4/1/08

### Hits

5	Christian Stokes	vs. Long Beach State	2/19/15
	Beth Fogle	vs. Morehead State	3/5/02

### RBI

6	Nikki Sagermann	at Alabama	5/5/13
	Griffin Joiner	vs. UNC	3/12/13
	Leslie Kwiatkowski	vs. Eastern Kentucky	3/1/00
	Brooke Marnitz	vs. Southern Miss.	2/10/07
	Rachel Riley	at Austin Peay	4/6/11

### Doubles

3	Christian Stokes	vs. South Carolina	4/18/15
	Molly Johnson	vs. Indiana	4/1/08
	Emily Jolly	vs. DePaul	2/12/11

### Triples

3	Meghan Cooper	vs. Kent State	2/17/06
---	---------------	----------------	---------

### Home Runs

2 (28 times)	Last: Katie Reed	at San Diego St.	2/18/16
--------------	------------------	------------------	---------

### Total Bases

10	Griffin Joiner	vs. UNC	3/12/13
	Brooke Marnitz	vs. Indiana State	2/25/06
	Angie Dal Pozzo	vs. Akron	3/9/01

### Walks

4 (2 times)	Last: Griffin Joiner	at Texas	2/16/14
-------------	----------------------	----------	---------

### Strikeouts

4 (8 times)	Last: Emily Gaines	vs. DePaul	5/18/14
-------------	--------------------	------------	---------

### Sacrifice Hits

2 (42 times)	Last: Sylver Samuel	vs. Albany	3/5/16
--------------	---------------------	------------	--------

### Sacrifice Flies

2	Annie Rowlands	at South Carolina	4/23/11
---	----------------	-------------------	---------

### Stolen Bases

4	Meagan Aull	vs. Kent State	3/24/09
---	-------------	----------------	---------

### Hit By Pitch

3	Ashley Dimkich	vs. Youngstown State	3/4/06
---	----------------	----------------------	--------

## FIELDING

### Putouts

21	Megan Yocke	vs. Tennessee Tech	4/16/11
----	-------------	--------------------	---------

### Assists

9	Amber Janneck	vs. Eastern Kentucky	4/6/05
	Amber Janneck	vs. Western Kentucky	4/13/05
	Molly Johnson	vs. Florida	4/11/09

Angie Dal Pozzo

vs. Louisville 4/18/01

### Errors

4	Brooke Marnitz	vs. Alabama	3/21/04
	Nikki Jones	vs. Morehead State	3/5/02
	Angie Dal Pozzo	vs. Texas-San Antonio	2/10/01
	Meredith Seales	vs. UNC Greensboro	2/22/97

### Passed Balls

4	Alli Eckman	vs. Ole Miss	3/12/05
---	-------------	--------------	---------

## PITCHING

### Innings Pitched

11.0	Keary Camunas	vs. Campbell	2/21/98
11.0	Rachel Riley	at Arkansas	3/16/11

### Fewest Hits Allowed

0	17 Times	Last: Meagan Prince	vs. Northern Kentucky 3/22/16
---	----------	---------------------	-------------------------------

### Perfect Game

	Chanda Bell	at Austin Peay (Game 1)	4/6/11
	Rachel Riley	at Austin Peay (Game 2)	4/6/11

### Runs Allowed

16	Lorie Horner	vs. Alabama	3/21/98
	Jennifer Young	vs. Indiana	4/1/08

### Earned Runs Allowed

13	Amber Matousek	vs. Alabama	3/22/08
	Amber Matousek	vs. LSU	4/9/08

### Walks Allowed

9	Jennifer Young	vs. Indiana	4/1/08
---	----------------	-------------	--------

### Strikeouts

16	Chanda Bell	vs. Colorado State	2/25/11
16	Chanda Bell	vs. Tennessee Tech	4/16/11

### Hits Allowed

18	Lorie Horner	vs. Alabama	3/21/98
18	Rachel Riley	at Georgia	4/10/11

### Doubles Allowed

8	Jennifer Howland	vs. Akron	3/9/01
---	------------------	-----------	--------

### Triples Allowed

2	Samantha Allen	vs. Cal-Poly	2/12/05
	Jennifer Howland	vs. Georgia	3/7/01
	Lorie Horner	vs. Missouri	2/15/97

### Home Runs Allowed

6	Amber Matousek	vs. Alabama	3/22/08
---	----------------	-------------	---------

### Hit Batters

8	Kelsey Nunley	vs. Miss. State	5/7/14
---	---------------	-----------------	--------





# TEAM RECORDS

## TEAM RECORDS-GAME

### Hitting

At Bats: .....	43	..... at Ole Miss .....	4/13/14
Runs Scored: .....	18	..... 2x, last vs. UNC .....	3/12/13
Hits: .....	18	..... vs. Indiana .....	3/18/00
Doubles: .....	6	..... twice, last at Miami (OH) .....	3/17/09
Triples: .....	4	..... vs. Louisville .....	4/10/02
Home Runs: .....	5	..... 2x, last at Ole Miss .....	4/13/14
RBI: .....	18	..... vs. UNC .....	3/12/13
Total Bases: .....	33	..... 3x, last at MTSU .....	4/17/13
Walks: .....	13	..... vs. Indiana .....	3/2/08
Strikeouts: .....	18	..... vs. WKU .....	4/23/15
Stolen Bases: .....	8	..... vs. Samford .....	3/20/99

### Fielding

Putouts: .....	33	..... 5x, last vs. South Carolina .....	4/18/15
Assists: .....	25	..... at South Carolina .....	5/2/09
Errors: .....	7	..... vs. Texas-San Antonio .....	2/10/01
Double Plays: .....	3	..... seven times, last vs. SIU .....	2/13/15

### Pitching

Innings Pitched: .....	11	..... 5x, last vs. South Carolina .....	4/18/15
Runs Allowed: .....	18	..... vs. Florida .....	3/17/01
Earned Runs Allowed: .....	17	..... 2x, last vs. Georgia .....	3/28/10
Hits Allowed: .....	19	..... vs. Arkansas .....	3/31/07
Fewest Hits Allowed: .....	0	..... 17x, last vs. NKU .....	3/22/16
Doubles Allowed: .....	8	..... vs. Akron .....	3/9/01
Triples Allowed: .....	3	..... vs. Georgia .....	3/7/01
Home Runs Allowed: .....	6	..... vs. Alabama .....	3/22/08
Walks Allowed: .....	9	..... 4x, last at Alabama .....	5/4/13
Strikeouts: .....	20	..... vs. Tennessee Tech .....	4/16/11

## TEAM RECORDS-SEASON

### Hitting

Batting Average: .....	.295	..... 2011
At Bats: .....	1,797	..... 2014
Runs Scored: .....	319	..... 2014
Hits: .....	477	..... 2000
Doubles: .....	80	..... 2014
Triples: .....	18	..... 2000, 2001, 2002
Home Runs: .....	71	..... 2014
RBI: .....	280	..... 2011
Total Bases: .....	783	..... 2014
Walks: .....	219	..... 2014
Strikeouts: .....	426	..... 2004
Stolen Bases: .....	89	..... 1999

### Fielding

Fielding Percentage: .....	.972	..... 2006
Putouts: .....	1,455	..... 2014
Assists: .....	673	..... 2001
Errors: .....	131	..... 1997
Double Plays: .....	32	..... 2002

### Pitching

Lowest ERA: .....	1.71	..... 2016
Lowest Opponents Batting Average: .....	.191	..... 2016
Innings Pitched: .....	485.0	..... 2014
Runs Allowed: .....	333	..... 2005
Fewest Runs Allowed: .....	130	..... 2016
Earned Runs Allowed: .....	253	..... 2005
Fewest Earned Runs Allowed: .....	98	..... 2016
Hits Allowed: .....	523	..... 2005
Fewest Hits Allowed: .....	250	..... 2016
Doubles Allowed: .....	101	..... 2003
Fewest Doubles Allowed: .....	44	..... 2016
Triples Allowed: .....	16	..... 1997
Fewest Triples Allowed: .....	2	..... 2004
Home Runs Allowed: .....	58	..... 2008
Fewest Home Runs Allowed: .....	10	..... 1997
Walks Allowed: .....	182	..... 2013
Fewest Walks Allowed: .....	93	..... 1997
Strikeouts: .....	403	..... 2014
Shutouts: .....	16	..... 2000

## TEAM RECORDS-SEASON

Games played .....	69	..... 2014
Wins .....	50	..... 2014
Losses .....	44	..... 1997 & 1999
Highest winning percentage .....	.781 (43-12)	..... 2016
Lowest winning percentage .....	.185 (10-44)	..... 1997
Seasons team fielded .....	18	..... (first in 1997)
Winning seasons .....	8	..... (last in 2016)
Losing seasons .....	11	..... (last in 2008)
First tie .....	UK 2, Texas-Arlington 2	..... (2/15/04)
Overall record .....	561-615-1	..... (.462)
<b>Longest coaching tenure .....</b>	<b>Rachel Lawson, 9 yrs.....(2008-Pres.)</b>	
.....	Beth Pruitt, 8 yrs. ....	..... (1997-2004)

Consecutive losses .....	21	..... 3/15/03-4/13/03
Consecutive wins .....	12	..... 2/6/14-2/21/14
Consecutive shutout wins: .....	4	..... 2/20/16 - 2/27/16
Consecutive shutout losses: .....	6	..... 3/29/06-4/2/06
Consecutive games without an error: .....	6	..... 3/6/15 - 3/15/15
Extra-inning games: .....	10	..... 2014
Extra-inning wins: .....	8	..... 2014
Consecutive games with a stolen base: .....	16	..... 2/17/02-3/17/02
Consecutive games with a double: .....	12	..... 3/16/02-4/6/02
Consecutive games without extra-base hit: .....	5	..... 3/9/97-3/12/97
Most Combined Runs in a Game: .....	29	..... (4/1/08 Indiana 16, UK 13)
Largest Margin of Victory: .....	18	..... 3/12/13 vs. UNC



# SINGLE SEASON RECORDS BY CLASS

## HITTING

### Batting Average

Senior	Brooke Marnitz	.399	2007
Junior	Nikki Jones	.442	2002
Soph.	Molly Johnson	.401	2008
Fresh.	Natalie Smith	.370	2007

### Hits

Senior	Nikki Jones	71	2003
Junior	Molly Johnson	81	2009
Soph.	Leslie Kwiatkowski	77	1999
Fresh.	Leslie Kwiatkowski	71	1998

### Doubles

Senior	Leslie Kwiatkowski	16	2001
Junior	Tiffany Kruse	16	2000
Soph.	Molly Johnson	20	2008
Fresh.	Lyndsey Angus	12	2000

### Triples

Senior	Nikki Jones	5	2003
Junior	Tiffany Kruse	7	2000
Soph.	Tiffany Kruse	5	1999
Fresh.	Leslie Kwiatkowski	6	1998

### Home Runs

Senior	Brooke Marnitz	21	2007
Junior	Brittany Cervantes	15	2011
Soph.	Nikki Sagermann	13	2014
Fresh.	Amber Janneck	12	2004

### Runs Batted In

Senior	Brooke Marnitz	61	2007
Junior	Brittany Cervantes	52	2011
Soph.	Nikki Sagermann	49	2014
Fresh.	Abbey Cheek	52	2016

### Runs Scored

Senior	Molly Johnson	48	2010
Junior	Brittany Cervantes	55	2011
Soph.	Kara Dill	44	2011
Fresh.	Abbey Cheek	42	2016

### Total Bases

Senior	Brooke Marnitz	137	2007
Junior	Molly Johnson	130	2009
Soph.	Leslie Kwiatkowski	117	1999
Fresh.	Abbey Cheek	99	2016

### On Base Pct.

Senior	Megan Yocke	.483	2011
Junior	Molly Johnson	.498	2009
Soph.	Molly Johnson	.472	2008
Fresh.	Nikki Sagermann	.423	2013

### Slugging Pct.

Senior	Brooke Marnitz	.895	2007
Junior	Molly Johnson	.695	2009
Soph.	Molly Johnson	.669	2008
Fresh.	Abbey Cheek	.576	2016

### Sacrifice Hits

Senior	Tiffany Kruse	9	2001
Junior	Beth Fogle	13	2001
Soph.	Megan Yocke	13	2009
Fresh.	Lorie Melchi	12	2003

### Sacrifice Flies

Senior	Alice O'Brien	5	2013
Junior	Lorie Horner,	3	1997
Soph.	Nikki Sagermann	4	2014
	Rachel Friberg	4	2002
Fresh.	Lyndsey Angus	4	2000
	Brooke Marnitz	4	2004

### Stolen Bases

Senior	Sylver Samuel	23	2016
Junior	Leslie Kwiatkowski	28	2000
Soph.	Meagan Aull	26	2009
Fresh.	Beth Fogle	34	1999

### Walks

Senior	Megan Yocke	47	2011
Junior	Brittany Cervantes	48	2011
Soph.	Ansley Smith	30	2014
Fresh.	Maisie Steed	44	2013

### Hit by Pitch

Senior	Meghan Cooper,	16	2006
Junior	Molly Johnson	10	2009
Soph.	Ansley Smith	15	2014
Fresh.	Griffin Joiner	12	2012

## FIELDING

### Putouts

Senior	Maisie Steed	385	2016
Junior	Griffin Joiner	442	2014
Soph.	Griffin Joiner	343	2013
Fresh.	Jenny Schaper	399	2016

### Assists

Senior	Molly Johnson	131	2010
Junior	Angie Dal Pozzo	167	2001
Soph.	Christian Stokes	167	2014
Fresh.	Angie Dal Pozzo	143	1999

### Fielding Pct.

Senior	Griffin Joiner	1.000	2015
	Beth Fogle	1.000	2002
Junior	Michelle Bucci	1.000	1999
	Jennifer Howland	1.000	2001
Soph.	Meagan Aull	1.000	2009
Fresh.	Jenny Schaper	.993	2016

## PITCHING

### ERA (min. 10 appearances)

Senior	Kelsey Nunley	1.27	2016
Junior	Meagan Prince	1.85	2016
Soph.	Kelsey Nunley	1.88	2014
Fresh.	Lauren Cumbess	1.99	2011

### Win-loss pct. (min. 10 appearances)

Senior	Lauren Cumbess	.909 (10-1)	2014
Junior	Meagan Prince	.778 (21-6)	2016
Soph.	Kelsey Nunley	.731 (30-11)	2014
Fresh.	Ellen Weaver	.857 (6-1)	2011

### Wins

Senior	Kelsey Nunley	21	2016
Junior	Meagan Prince	21	2016
Soph.	Kelsey Nunley	30	2014
Fresh.	Kelsey Nunley	27	2013

### Appearances

Senior	Keary Camunas	41	2000
Junior	Keary Camunas	43	1999
Soph.	Kelsey Nunley	45	2014
Fresh.	Samantha Allen	49	2005

### Games Started

Senior	Keary Camunas	36	2000
Junior	Keary Camunas	34	1999
Soph.	Kelsey Nunley	36	2014
Fresh.	Amy Kendall	32	2003

### Complete Games

Senior	Keary Camunas	28	2000
Junior	Keary Camunas	26	1999
Soph.	Keary Camunas	33	1998
Fresh.	Amy Kendall	29	2003

### Shutouts


Senior	Keary Camunas	9	2000
Junior	Chanda Bell	7	2011
Soph.	Kelsey Nunley	7	2014
Fresh.	Chanda Bell	3	2009
	Lauren Cumbess	3	2011
	Kelsey Nunley	3	2013

### Strikeouts

Senior	Kelsey Nunley	203	2016
Junior	Chanda Bell	205	2011
Soph.	Chanda Bell	288	2010
Fresh.	Chanda Bell	216	2009

### Opponent Batting Avg. (min. 200 AB)

Senior	Kelsey Nunley	.178	2016
Junior	Chanda Bell	.175	2011
Soph.	Lauren Cumbess	.193	2012
Fresh.	Lauren Cumbess	.201	2011



Leslie Kwiatkowski

# LETTERWINNERS

**A**

Becky Abner .....	2003
Jessica Adkins .....	2009-10
Amanda Allen .....	2012
Samantha Allen .....	2005-07
Macy Allen .....	2009-12
Amy Anderson .....	1998
Elie Anderson .....	2004
Haley Andrus .....	2015-16
Lyndsey Angus .....	2000-03
Meagan Aull .....	2008-11

**B**

Chanda Bell .....	2009-12
Becky Bishop .....	2007
<b>Brynlee Bigelow .....</b>	<b>2017-Pres.</b>
Colleen Boddy .....	1999-2000
Brook Bowman .....	2002-04
Lindsay Brogdon .....	2006-08
Megan Brooks .....	2002-04
Amanda Brown .....	2002
Michelle Bucci .....	1997-2000

**C**

Keary Camunas .....	1997-2000
Katie Campbell .....	2004-07
Ginny Carroll .....	2011-14
Brittany Cervantes .....	2009-12
<b>Abbey Cheek .....</b>	<b>2016-Pres.</b>
Kristen Cochran .....	2005
Megan Cooper .....	2002-06
Lauren Cumbess .....	2011-14
Aimee Currier .....	2009

**D**

Angie Dal Pozzo .....	1999-2002
Jamie Dardis .....	2000-02
Samantha DeMartine .....	2008-11
Sandi Dengler .....	1999-2002
Kara Dill .....	2010-13
Ashley Dimkich .....	2005-08

**E**

Alli Eckman .....	2005-07
Andrea Eilertson .....	1999-2002
Jackie Elston .....	1998

**F**

Elizabeth Fadde .....	2006-07
Ashley Fertic .....	2004-07
Gina Florence .....	2004-07
Beth Fogle .....	1999-2002
Bethany Foster .....	1999
Sarah Frazer .....	2011-14
Rachel Friberg .....	2001-04

**G**

Emily Gaines .....	2011-14
Whitney Glass .....	1999
Megan Glenn .....	2003-06
Crystal Grace .....	1997-98
Lindsay Griggs .....	2012
Ashleigh Gustafson .....	2009-12

**H**

Jacki Haynes .....	1997-98
Katie Henderson .....	2013
<b>Kelsee Henson .....</b>	<b>2016-Pres.</b>

<b>Brooklin Hinz .....</b>	<b>2015-Pres.</b>
Lorie Horner .....	1997-98
Lindsay Houser .....	1997-98
Kara Howard .....	2012-15
Jennifer Howland .....	1999-2002
<b>Hannah Huffman .....</b>	<b>2016-Pres.</b>

**J**

Amber Janneck .....	2004-05
Allie Jest .....	2009
<b>Kaila Johnson .....</b>	<b>2017-Pres.</b>
Molly Johnson .....	2007-10
Griffin Joiner .....	2012-15
Emily Jolly .....	2011-14
Megan Jolly .....	2007-08
Nikki Jones .....	2000-03

**K**

<b>Madison Kearschner .....</b>	<b>2016-Pres.</b>
Amy Kendall .....	2003-06
Callie Kovacs .....	2004-05
Tiffany Kruse .....	1998-2001
Leslie Kwiatkowski .....	1998-2001

**L**

Aubrey Lamar .....	2011-12
Melissa Leto .....	1997-98
Ingrid Lochelt .....	2003
Liz Love .....	1999
Monique Lovell .....	2001

**M**

Emily Marks .....	2004-05
Morgan Marr .....	2000-02
Shanna Martini .....	1999
Stephanie Martino .....	2014-16
<b>Alex Martens .....</b>	<b>2017-Pres</b>
Brooke Marnitz .....	2004-07
Amber Matousek .....	2007-10
<b>Morgan McCallum .....</b>	<b>2017-Pres.</b>
Katie McCarty .....	2006-09
Lori Melchi .....	2003-06
<b>Rachael Metzger .....</b>	<b>2015-Pres.</b>
Audrey Meyer .....	2007-08
Megan Miller .....	2006
<b>Kierston Moore .....</b>	<b>2017-Pres.</b>
Susan Moore .....	1997-98
Destinee Mordecai .....	2007-10

**N**

Jessica Nance .....	2002-05
Amber Nix .....	2005
Kelsey Nunley .....	2013-16

**O**

Alice O'Brien .....	2010-13
Kristen O'Haver .....	2009

**P**

Lydia Pierce .....	2006
<b>Meagan Prince .....</b>	<b>2014-Pres.</b>
Tracie Potts .....	1999-2000
Gretchen Prugh .....	2004

**R**

<b>Sarah Rainwater .....</b>	<b>2016-Pres.</b>
Ali Ray .....	2006
<b>Breanne Ray .....</b>	<b>2014-Pres.</b>
<b>Katie Reed .....</b>	<b>2016-Pres.</b>

<b>Erin Rethlake .....</b>	<b>2015-Pres.</b>
Jessica Rice .....	2007
Darlington Richardson .....	2013-15
Rachel Riley .....	2009-12
Jessica Rose .....	2010
Annie Rowlands .....	2008-11
<b>Ashley Ruiz .....</b>	<b>2017-Pres.</b>

**S**

Nikki Sagermann .....	2013-16
Sylver Samuel .....	2013-16
<b>Jenny Schaper .....</b>	<b>2016-Pres.</b>
Jenny Sibert .....	2004-07
Erika Silence .....	2009-12
Ansley Smith .....	2013-16
Krystal Smith .....	2011-14
Natalie Smith .....	2007-10
<b>Shannon Smith .....</b>	<b>2014-Pres.</b>
Sarah Snider .....	1997-2000
<b>Larissa Spellman .....</b>	<b>2017-Pres.</b>
Maisie Steed .....	2013-16
Christian Stokes .....	2013-16
Joy Sutton .....	2001

**T**

Stephanie Thompson .....	1998
Jessica Trueblood .....	2006

**V**

<b>Bailey Vick .....</b>	<b>2017-Pres.</b>
Marie Vida .....	2001

**W**

Kristi Warneke .....	2005
Ellen Weaver .....	2011-13
Bethany Wiegand .....	1999
Crystalie Wolfe .....	2003-04

**Y**

Megan Yocke .....	2008-11
Jennifer Young .....	2007-10





# ALL-TIME JERSEY NUMBERS

#00	
Natalie Smith	2007-10
Jacqueline Haynes	1997-98

#1	
<b>Sarah Rainwater</b>	<b>2016-Pres</b>
Rachel Riley	2011-12
Amber Matousek	2007-10
Megan Miller	2006
Megan Brooks	2002-04
Marie Vida	2001

#2	
<b>Bailey Vick</b>	<b>2017-Pres.</b>
Sylvester Samuel	2013-16
Chanda Bell	2009-12
Jenny Sibert	2005-07

#3	
<b>Shannon Smith</b>	<b>2014-Pres.</b>
Ginny Carroll	2011-12
Aimee Currier	2009
Jessica Rice	2007
Jessica Trueblood	2006
Brooke Marnitz	2004-05
Andrea Eilertson	1999-2002

#4	
Haley Andrus	2015-16
Macy Allen	2009-12
Audrey Meyer	2007-08
Nikki Jones	2000-03

#5	
<b>Meagan Prince</b>	<b>2014-Pres.</b>
Lindsay Griggs	2012
Gina Florence	2004-07
Bobbi Darretta	2003
Angie Dal Pozzo	1999-2002
Stephanie Thompson	1998
Michelle Brown	1997

#6	
<b>Jenny Schaper</b>	<b>2016-Pres</b>
Katie McCarty	2006-09
Amber Nix	2005

#7	
<b>Morgan McCallum</b>	<b>2017-Pres.</b>
Maisie Steed	2013-16
Kristen O'Haver	2009
Alli Eckman	2005-07
Elie Anderson	2004
Brook Bowman	2002-04
Tiffany Kruse	1997-2001

#8	
<b>Erin Rethlake</b>	<b>2015-Pres.</b>
Katie Henderson	2013
Ashleigh Gustafson	2009-12
Samantha Allen	2006-08
Amber Janneck	2004-05
Michelle Hall	2003
Meghan Cooper	2002
Tracie Potts	1999-2000
Monique Lovell	2001
Leslie Kwiatkowski	1998
Suzanne Kopulos	1997

#9	
<b>Breanne Ray</b>	<b>2014-Pres.</b>
Alice O'Brien	2010-13
Savannah Mitcham	2004
Jamie Dardis	2000-02
Liz Love	1999

Kolleen Fitzgerald	1997
--------------------	------

#10	
Christian Stokes	2013-16
Meagan Aull	2008-2011
Ashley Fertic	2004-07
Leslie Floyd	2002
Sarah Snider	1997-2000

#11	
<b>Abbey Cheek</b>	<b>2016-Pres.</b>
Krystal Smith	2011-14
Rachel Riley	2009-10
Becky Bishop	2007-08
Ali Ray	2006
Callie Kovacs	2004-05
Becky Abner	2003
Jennifer Howland	1999-2002
Andrea Goepfrich	1997

#12	
Megan Yocke	2008-2011
Lydia Pierce	2006
Rachel Friberg	2001-04
Sandi Dengler	1999-2000
Amy Anderson	1998
Brooke Tilley	1997

#13	
Griffin Joiner	2012-15
Destinee Mordecai	2007-10
Susan Moore	1997-98

#14	
Brittany Cervantes	2009-12
Emily Marks	2004-05
Lyndsey Angus	2000-03
Susan Messmer	1999
Crystal Grace	1997-98

#15	
Kara Dill	2010-13
Brooke Marnitz	2006-07
Jessica Nance	2002-05
Joy Sutton	2001
Bethany Foster	1999
Lindsay Houser	1997-98

#16	
Aubrey Lamar	2011-12
Elizabeth Fadde	2006-07

#17	
Annie Rowlands	2008-2011
Kristen Cochran	2005

#18	
Amanda Allen	2012
Molly Johnson	2007-10
Gretchen Prugh	2004
Kathleen Biondi	2003
Julie Castelli	2002
Leslie Kwiatkowski	1998-2001
Melissa Leto	1997-98

#19	
<b>Kelsee Henson</b>	<b>2016-Pres.</b>
Lauren Cumbess	2011-14
Allie Jest	2009
Meghan Cooper	2003-06
Morgan Marr	2000-02
Bethany Wiegand	1999
Courtney Woodrow	1997

#21	
<b>Hannah Huffman</b>	<b>2016-Pres.</b>

Emily Jolly	2011-14
Jessica Adkins	2009-10
Megan Jolly	2007-08
Megan Glenn	2003-06
Sandi Dengler	2001-02
Michelle Bucci	1997-2000

#22	
<b>Kierston Moore</b>	<b>2017-Pres.</b>
Samantha DeMartine	2008-2011
Katie Campbell	2004-07
Ingrid Lochelt	2003
Whitney Glass	1999

#23	
<b>Katie Reed</b>	<b>2016-Pres.</b>
Jessica Rose	2010
Jenny Sibert	2004
Amanda Brown	2002
Shanna Martini	1999
Meredith Sales	1997

#24	
<b>Madison Kearschner</b>	<b>2016-Pres.</b>
Kara Howard	2012-15

#25	
<b>Brooklin Hinz</b>	<b>2015-Pres.</b>
Erika Silence	2009-12
Samantha Allen	2005

#26	
Stephanie Martino	2014-16
Ellen Weaver	2011-13
Ashley Dimkich	2005-08

#27	
Emily Gaines	2011-14

#28	
<b>Ashley Ruiz</b>	<b>2017-Pres.</b>
Jennifer Young	2007-10
Lori Melchi	2003-06
Beth Fogle	1999-2002
Jackie Elston	1998

#29	
Amy Kendall	2003-06
Keary Camunas	1997-2000

#30	
<b>Larissa Spellman</b>	<b>2017-Pres.</b>
Ginny Carroll	2013-14

#32	
Lindsay Brogdon	2006-08
Kristi Warneke	2005

#33	
<b>Alex Martens</b>	<b>2017-Pres.</b>
Kelsey Nunley	2013-16
Crystalie Wolfe	2003-04
Colleen Boddy	1999-2000
Lori Horner	1997-98

#42	
<b>Brynlee Bigelow</b>	<b>2017-Pres.</b>
Ansley Smith	2013-16

#43	
Darlington Richardson	2013-15

#44	
<b>Rachael Metzger</b>	<b>2015-Pres.</b>
Sarah Frazer	2011-14

#77	
Nikki Sagermann	2013-16

#88	
<b>Kaila Johnson</b>	<b>2017-Pres.</b>



# KENTUCKY<sup>®</sup>

## SOFTBALL

<b>FAMU</b> 02.10 <sup>1</sup> 10 AM	 02.18 <sup>2</sup> 11 PM	 03.09 <sup>6</sup> 6 PM	 03.29 4 PM	 04.26 5 PM
<b>Pitt</b> 02.10 <sup>1</sup> 12:30 PM	<b>UCONN</b> 02.24 <sup>3</sup> 9 AM	 03.10 <sup>5</sup> 2 PM	<i>Ole Miss</i> 03.31 <sup>*</sup> - 04.02	<b>AJM</b> 04.28-30 <sup>*</sup>
<b>Pitt</b> 02.11 <sup>1</sup> 10 AM	<b>FAMU</b> 02.24 <sup>3</sup> 11:15 AM	 03.10 <sup>5</sup> 6 PM	<b>WKU</b> 04.05 7 PM	<b>MISSISSIPPI STATE</b> 05.05-07 <sup>*</sup>
<b>UCF</b> 02.11 <sup>1</sup> 3:30 PM	 02.25 <sup>3</sup> 3:45 PM	 03.11 <sup>5</sup> 4 PM	<b>T</b> 04.07-09 <sup>*</sup>	<b>SEC</b> 05.10-13 <sup>6</sup>
<b>FAMU</b> 02.12 <sup>1</sup> 9:30 AM	 02.25 <sup>3</sup> 8:15 PM	 03.11 <sup>5</sup> 6 PM	 04.11 6 PM	<b>NCAA</b> 05.18-28 <sup>7</sup>
<i>Ucla</i> 02.15 10 PM	 02.26 <sup>3</sup> 11:15 AM	<b>M</b> 03.12 <sup>5</sup> 2 PM	 04.12 6 PM	 05.31 <sup>8</sup> - 06.06
<b>UC DAVIS AGGIES</b> 02.17 <sup>2</sup> 1 PM	 03.03 <sup>4</sup> 2 PM	 03.18-20 <sup>*</sup>	 04.14-16 <sup>*</sup>	<input type="button" value="HOME"/> <input type="button" value="AWAY"/>
<b>O</b> 02.17 <sup>2</sup> 3:30 PM	 03.03 <sup>4</sup> 4 PM	<b>EKU</b> 03.22 6 PM	<b>W</b> 04.19 6 PM	* DENOTES AN SEC GAME
<i>Ucla</i> 02.18 <sup>2</sup> 8:30 PM	<b>UIC</b> 03.04 <sup>4</sup> 3 PM	 03.24-26 <sup>*</sup>	 04.21-23 <sup>*</sup>	FOR MORE INFORMATION VISIT UKATHLETICS.COM

<sup>1</sup> UCF KNIGHTS INVITATIONAL (ORLANDO, FLA.)

<sup>2</sup> MARY NUTTER CLASSIC (CATHEDRAL CITY, CALIF.)

<sup>3</sup> FAU INVITATIONAL (BOCA RATON, FLA.)

<sup>4</sup> COACH B CLASSIC (CARBONDALE, ILL.)

<sup>5</sup> UK INVITATIONAL (LEXINGTON, KY.)

<sup>6</sup> SEC TOURNAMENT (KNOXVILLE, TENN.)

<sup>7</sup> NCAA REGIONALS (MAY 18-21) & SUPER REGIONALS (MAY 25-28) (TBA)

<sup>8</sup> NCAA WOMEN'S COLLEGE WORLD SERIES (OKLAHOMA CITY, OKLA.)



Kentucky Softball



@UKSoftball



@UKSoftball



UKathletics.com