



# KENTUCKY®

## 2016-17 MEN'S BASKETBALL



Tuesday, Feb. 21 - 9 p.m. ET  
Mizzou Arena (15,061) | Columbia, Mo.

### Stat Breakdown

|      |                      |      |
|------|----------------------|------|
| 88.8 | Points Per Game      | 69.0 |
| 73.2 | Opp. Points Per Game | 71.7 |
| 48.2 | Field-Goal Pct.      | 39.7 |
| 43.0 | Opp. Field-Goal Pct. | 42.0 |
| 40.4 | Rebounds Per Game    | 37.7 |
| 35.7 | 3-point FG Pct.      | 29.3 |
| 31.3 | Opp. 3-point FG Pct. | 33.0 |
| 69.4 | Free-Throw Pct.      | 68.0 |
| 16.6 | Assists Per Game     | 12.1 |
| 6.4  | Steals Per Game      | 6.4  |
| 5.6  | Blocks Per Game      | 2.1  |

### Series Breakdown

|                        |       |
|------------------------|-------|
| Overall (UK leads)     | 9-0   |
| in Columbia (UK leads) | 2-0   |
| Calipari vs. Missouri  | 6-2   |
| Anderson vs. UK        | 0-3   |
| Current UK streak      | Won 9 |



### Missouri Tigers

7-19 Overall SEC NR/NR AP/USA

Head Coach: Kim Anderson  
Overall Record: 300-158 (15th season)  
Record at Mizzou: 26-63 (third season)

Points: Jordan Barnett (12.5 ppg)  
Rebounds: Jordan Barnett (6.3 rpg)  
Assists: Terrence Phillips (4.5 apg)  
Blocks: Reed Nikko (0.6 bpg)  
Steals: Terrence Phillips (1.4 spg)


### Kentucky Wildcats

22-5 Overall SEC 11/10 AP/USA

Head Coach: John Calipari  
Overall Record: 642-190 (25th season)  
Record at UK: 239-52 (eighth season)

Points: Malik Monk (21.4 ppg)  
Rebounds: Bam Adebayo (7.1 rpg)  
Assists: De'Aaron Fox (5.4 apg)  
Blocks: Bam Adebayo (1.6 bpg)  
Steals: De'Aaron Fox (1.6 spg)

### Kentucky's Projected Starters (based on last game)



|     |             |               |
|-----|-------------|---------------|
| 3   | Bam Adebayo | Fr.   Forward |
| MPG | 28.1        |               |
| PPG | 12.7        |               |
| RPG | 7.1         |               |
| SPG | 0.7         |               |
| BPG | 1.6         |               |



|     |                |             |
|-----|----------------|-------------|
| 13  | Isaiah Briscoe | So.   Guard |
| MPG | 30.9           |             |
| PPG | 13.6           |             |
| RPG | 5.4            |             |
| APG | 4.3            |             |
| SPG | 0.9            |             |



|     |              |             |
|-----|--------------|-------------|
| 0   | De'Aaron Fox | Fr.   Guard |
| MPG | 29.3         |             |
| PPG | 15.6         |             |
| RPG | 4.2          |             |
| APG | 5.4          |             |
| SPG | 1.6          |             |



|     |                |               |
|-----|----------------|---------------|
| 32  | Wenyen Gabriel | Fr.   Forward |
| MPG | 20.4           |               |
| PPG | 5.9            |               |
| RPG | 5.7            |               |
| APG | 0.9            |               |
| BPG | 1.1            |               |



|     |            |             |
|-----|------------|-------------|
| 5   | Malik Monk | Fr.   Guard |
| MPG | 31.9       |             |
| PPG | 21.4       |             |
| RPG | 2.4        |             |
| APG | 2.3        |             |
| SPG | 1.2        |             |

### UK Reserves

| No. | Name                | Position | Class        | PPG | RPG | APG | MPG  | SPG | BPG |
|-----|---------------------|----------|--------------|-----|-----|-----|------|-----|-----|
| 20  | Brad Calipari       | Guard    | Freshman     | 0.6 | 0.2 | 0.1 | 3.1  | 0.0 | 0.1 |
| 10  | Jonny David         | Guard    | Sophomore    | 0.7 | 0.0 | 0.0 | 1.6  | 0.0 | 0.0 |
| 4   | Hamidou Diallo      | Guard    | Freshman     | -   | -   | -   | -    | -   | -   |
| 25  | Dominique Hawkins   | Guard    | Senior       | 3.8 | 1.6 | 1.9 | 17.6 | 0.6 | 0.0 |
| 15  | Isaac Humphries     | Forward  | Sophomore    | 3.1 | 3.4 | 0.3 | 9.1  | 0.2 | 0.7 |
| 1   | Sacha Killeya-Jones | Forward  | Freshman     | 2.7 | 2.1 | 0.1 | 6.4  | 0.1 | 0.7 |
| 11  | Mychal Mulder       | Guard    | Senior       | 6.0 | 1.9 | 0.3 | 11.4 | 0.3 | 0.2 |
| 30  | Dillon Pulliam      | Guard    | RS-Sophomore | 0.0 | 0.2 | 0.2 | 1.3  | 0.0 | 0.0 |
| 35  | Derek Willis        | Forward  | Senior       | 7.2 | 4.8 | 0.8 | 20.3 | 0.7 | 0.8 |
| 14  | Tai Wynyard         | Forward  | RS-Freshman  | 0.7 | 0.9 | 0.1 | 3.6  | 0.1 | 0.2 |

### Storylines

- Kentucky made a season-high 82.1 percent (23 of 28) shots at the foul line to close out Georgia on Saturday. UK made 17 free throws in a row during the final 6:17 of the game, including nine straight in the final minute, before an inconsequential miss with five seconds left
- Malik Monk is averaging 21.4 points per game. No Calipari-coached player has ever averaged more than 21.2 points for an entire season
- De'Aaron Fox etched his name into the UK record books vs. Arizona State with just the second triple-double in school history and the first since Chris Mills in 1988 vs. Arizona State
- Only six games later, Isaiah Briscoe pulled off the triple-double feat at Ole Miss. Briscoe and Fox are the first pair of teammates in SEC history to log triple-doubles in the same season
- UK averages just 14.7 seconds per possession, the eighth-fastest mark in the country and the second best among Power Five schools
- Bam Adebayo has a remarkable 75 dunks through 27 games. Anthony Davis owns the Calipari-era record with 92 slams.
- Kentucky's scoring average of 88.8 ranks fourth nationally and second among Power Five schools
- Kentucky is once again one of the nation's youngest teams in the country. According to KenPom.com, Kentucky ranks 342nd out of 351 Division I teams in terms of experience
- UK, and Florida are in a tie for first place in the SEC with four games left to play for each team
- NBA Cats Anthony Davis and Jamal Murray won MVP honors at the All-Star Game and BBVA Rising Stars Challenge, respectively, over the weekend. Davis broke Wilt Chamberlain's All-Star Game scoring record with 52 points in front of his home crowd in New Orleans

### Schedule

OVERALL: 22-5 | SEC: 12-2

Home: 13-2 | Away: 5-3 | Neutral: 4-0

Date UK Rk. O.Rk. Opponent TV Time/Result

#### Exhibition Games

|       |       |       |                                 |       |               |
|-------|-------|-------|---------------------------------|-------|---------------|
| O. 30 | -/4   | -/-   | CLARION                         | SEC   | W, 108-51     |
| N. 6  | 2/4   | -/-   | ASBURY                          | SEC   | W, 156-63     |
| N. 11 | 2/4   | -/-   | STEPHEN F. AUSTIN               | SEC   | W, 87-64      |
| N. 13 | 2/4   | -/-   | <sup>1</sup> CANISIUS           | ESPN2 | W, 93-69      |
| N. 15 | 2/2   | 13/13 | <sup>2</sup> vs. Michigan St.   | ESPN  | W, 69-48      |
| N. 20 | 2/2   | -/-   | <sup>1</sup> DUQUESNE           | ESPNU | W, 93-59      |
| N. 23 | 1/1   | -/-   | <sup>1</sup> CLEVELAND ST.      | SEC   | W, 101-70     |
| N. 25 | 1/1   | -/-   | <sup>1</sup> UT MARTIN          | SEC   | W, 111-76     |
| N. 28 | 1/1   | -/-   | <sup>3</sup> Arizona State      | ESPN2 | W, 115-69     |
| D. 3  | 1/1   | 11/9  | UCLA                            | CBS   | L, 97-92      |
| D. 7  | 6/7   | RV/RV | VALPARAISO                      | SEC   | W, 87-63      |
| D. 11 | 6/7   | -/-   | <sup>4</sup> vs. Hofstra        | ESPN  | W, 96-73      |
| D. 17 | 6/7   | 7/6   | <sup>5</sup> vs. North Carolina | CBS   | W, 103-100    |
| D. 21 | 6/5   | 10/11 | at Louisville                   | ESPN  | L, 73-70      |
| D. 29 | 8/8   | -/-   | *at Ole Miss                    | ESPN2 | W, 99-76      |
| J. 3  | 6/6   | -/-   | *TEXAS A&M                      | ESPN  | W, 100-58     |
| J. 7  | 6/6   | -/-   | *ARKANSAS                       | SEC   | W, 97-71      |
| J. 10 | 6/6   | -/-   | *at Vanderbilt                  | ESPN  | W, 87-81      |
| J. 14 | 6/6   | -/-   | *AUBURN                         | ESPN  | W, 92-72      |
| J. 17 | 5/5   | -/-   | *at Miss. State                 | ESPN  | W, 88-81      |
| J. 21 | 5/5   | 24/24 | *S. CAROLINA                    | ESPN  | W, 85-69      |
| J. 24 | 4/4   | -/-   | *at Tennessee                   | ESPN  | L, 82-80      |
| J. 28 | 4/4   | 2/1   | <sup>6</sup> KANSAS             | ESPN  | L, 79-73      |
| J. 31 | 8/6   | -/-   | *GEORGIA                        | ESPN  | W, 90-81 (OT) |
| F. 4  | 8/6   | 24/23 | *at Florida                     | ESPN  | L, 88-66      |
| F. 7  | 15/12 | -/-   | *LSU                            | ESPN  | W, 92-85      |
| F. 11 | 15/12 | -/-   | *at Alabama                     | CBS   | W, 67-58      |
| F. 14 | 13/11 | -/-   | *TENNESSEE                      | ESPN  | W, 83-58      |
| F. 18 | 13/11 | -/-   | *at Georgia                     | ESPN  | W, 82-77      |
| F. 21 | 11/10 | -/-   | *at Missouri                    | SEC   | 9 p.m.        |
| F. 25 | 11/10 | 13/12 | *FLORIDA                        | CBS   | 2 p.m.        |
| F. 28 | -/-   | -/-   | *VANDERBILT                     | ESPN  | 9 p.m.        |
| M. 4  | -/-   | -/-   | *at Texas A&M                   | CBS   | Noon          |

#### SEC Tournament (Nashville, Tenn. | Bridgestone Arena)

|   |     |          |     |
|---|-----|----------|-----|
| M. 8-12   | TBD | SEC/ESPN | TBD |
| All times Eastern *SEC conference game HOME GAMES IN CAPS   |     |          |     |
| <sup>1</sup> Bluegrass Showcase (Rupp Arena); <sup>2</sup> Champions Classic (Madison Square Garden, New York);   |     |          |     |
| <sup>3</sup> Atlantis Showcase (Imperial Arena, Paradise Island, Bahamas); <sup>4</sup> Barclays Center (Brooklyn, N.Y.); <sup>5</sup> CBS Sports Classic (T-Mobile Arena, Las Vegas); <sup>6</sup> SEC/Big 12 Challenge (Rupp Arena) |     |          |     |

### Watch | Listen | Stats

TV - SEC Network  
PXP - Adam Amin  
Analyst - Jon Sundvold  
Sideline - Laura Rutledge

Live stats - UKathletics.com  
Social media - @KentuckyMBB

Radio - UK Radio Network  
PXP - Tom Leach  
Analyst - Mike Pratt  
Sirius - 136 | XM - 191

Hashtag: #UKvsMizzou

### Numbers to Know

- 2,227 - National all-time wins leader
- 27 - Games Malik Monk has been in double figures
- 25 - Combined points by UK's three seniors at Georgia
- 23 - Consecutive 20-win seasons for John Calipari





**0 Guard**  
**De'Aaron Fox**  
6-3 | 187 | Freshman  
Houston  
Cypress Lakes



**1 Forward**  
**Sacha Killeya-Jones**  
6-10 | 230 | Freshman  
Chapel Hill, N.C.  
Virginia Episcopal



**3 Forward**  
**Bam Adebayo**  
6-10 | 260 | Freshman  
Little Washington, N.C.  
High Point Christian Acad.




**4 Guard**  
**Hamidou Diallo**  
6-5 | 190 | Freshman  
Queens, N.Y.  
Putnam Science Acad.



**5 Guard**  
**Malik Monk**  
6-3 | 200 | Freshman  
Lepanto, Ark.  
Bentonville



**10 Guard**  
**Jonny David**  
6-2 | 183 | Sophomore  
Pittsburgh  
Mt. Lebanon




**11 Guard**  
**Mychal Mulder**  
6-4 | 185 | Senior  
Windsor, Ontario  
Vincennes University



**13 Guard**  
**Isaiah Briscoe**  
6-3 | 210 | Sophomore  
Newark, N.J.  
Roselle Catholic



**14 Forward**  
**Tai Wynyard**  
6-10 | 254 | R-Freshman  
Auckland, New Zealand  
Rangitoto College




**15 Forward**  
**Isaac Humphries**  
7-0 | 255 | Sophomore  
Sydney, Australia  
La Lumiere School



**20 Guard**  
**Brad Calipari**  
6-0 | 178 | Freshman  
Franklin Lakes, N.J.  
MacDuffie School



**25 Guard**  
**Dominique Hawkins**  
6-0 | 191 | Senior  
Richmond, Ky.  
Madison Central



**30 Guard**  
**Dillon Pulliam**  
6-3 | 195 | R-Sophomore  
Cynthiana, Ky.  
Transylvania Univ.



**32 Forward**  
**Wenyen Gabriel**  
6-9 | 213 | Freshman  
Manchester, N.H.  
Wilbraham & Monson Acad.



**35 Forward**  
**Derek Willis**  
6-9 | 228 | Senior  
Mt. Washington, Ky.  
Bullitt East



**Head Coach**  
**John Calipari**



**Associate Coach**  
**Kenny Payne**



**Assistant Coach**  
**Tony Barbee**



**Assistant Coach**  
**Joel Justus**



**Special Assistant**  
**John Robic**

## 2016-17 Kentucky Men's Basketball Roster

| No. | Name                | Position | Height | Weight | Class | Hometown                | Previous School      | Major                | Twitter          | Instagram        |
|-----|---------------------|----------|--------|--------|-------|-------------------------|----------------------|----------------------|------------------|------------------|
| 0   | De'Aaron Fox        | Guard    | 6-3    | 187    | FR    | Houston                 | Cypress Lakes        | Undergrad Studies    | @Swipathefox     | @swipathefox     |
| 1   | Sacha Killeya-Jones | Forward  | 6-10   | 230    | FR    | Chapel Hill, N.C.       | Virginia Episcopal   | Communication        | @The_SKJ         | @the_skj         |
| 3   | Bam Adebayo         | Forward  | 6-10   | 260    | FR    | Little Washington, N.C. | High Point Christian | Undergrad Studies    | @IamBam13_       | @bam1of1         |
| 4   | Hamidou Diallo      | Guard    | 6-5    | 190    | FR    | Queens, N.Y.            | Putnam Science       | Undergrad Studies    | @Diallo1Hamidou  | @otn_hami        |
| 5   | Malik Monk          | Guard    | 6-3    | 200    | FR    | Lepanto, Ark.           | Bentonville          | Undergrad Studies    | @AhmadMonk       | @ahmad_monk      |
| 10  | Jonny David         | Guard    | 6-2    | 183    | SO    | Pittsburgh              | Mt. Lebanon          | Kinesiology          | @jdavid010       | @jdavid010       |
| 11  | Mychal Mulder       | Guard    | 6-4    | 185    | SR    | Windsor, Ontario        | Vincennes Univ.      | Communication        | @MychalMulder    | @mikemulder11    |
| 13  | Isaiah Briscoe      | Guard    | 6-3    | 210    | SO    | Newark, N.J.            | Roselle Catholic     | Undergrad Studies    | @ZayBriscoe      | @zaaay_          |
| 14  | Tai Wynyard         | Forward  | 6-10   | 254    | R-FR  | Auckland, New Zealand   | Rangitoto College    | Undergrad Studies    | @WynyardTai      | @taiwynyard      |
| 15  | Isaac Humphries     | Forward  | 7-0    | 255    | SO    | Sydney, Australia       | La Lumiere School    | Communication        | @IsaacHumphries7 | @isaachumphries7 |
| 20  | Brad Calipari       | Guard    | 6-0    | 178    | FR    | Franklin Lakes, N.J.    | MacDuffie School     | Marketing            | @bradcalipari    | @bradcalipari    |
| 25  | Dominique Hawkins   | Guard    | 6-0    | 191    | SR    | Richmond, Ky.           | Madison Central      | Communication        | @DHawk_25        | @dhawk_25        |
| 30  | Dillon Pulliam      | Guard    | 6-3    | 195    | R-SO  | Cynthiana, Ky.          | Transylvania Univ.   | Computer Engineering | @DPull32         | @dpull32         |
| 32  | Wenyen Gabriel      | Forward  | 6-9    | 213    | FR    | Manchester, N.H.        | Wilbraham & Monson   | Undergrad Studies    | @WenyenGabriel   | @rcg_upman       |
| 35  | Derek Willis        | Forward  | 6-9    | 228    | SR    | Mt. Washington, Ky.     | Bullitt East         | Communication        | @derek_willis33  | @dxw_33          |

**Head Coach:** John Calipari (Clarion, 1982)

**Associate Head Coach:** Kenny Payne (Louisville, 2003)

**Assistant Coaches:** Tony Barbee (UMass, 1993)  
Joel Justus (UNC Wilmington, 2004)

**Special Asst. to the Head Coach:** John Robic (Denison, 1986)

**Associate AD/Basketball Operations:** Chris Woolard (UCLA, 1997)

**Strength Coach:** Robert Harris (Kentucky State, 2009)

**Athletic Trainer:** Chris Simmons (Memphis, 2002)

## Pronunciation Guide

|                    |                         |
|--------------------|-------------------------|
| Bam ADEBAYO        | (ah-duh-BUY-o)          |
| Brad/John CALIPARI | (cal-a-PEAR-ee)         |
| HAMIDOU DIALLO     | (ha-MUH-do) (DEE-ah-lo) |
| DOMINIQUE Hawkins  | (dom-UH-neek)           |
| WENYEN Gabriel     | (when-yen)              |
| SACHA KILLEA-Jones | (sah-SHA) (kuh-LEE-uh)  |
| MALIK Monk         | (muh-LEAK)              |
| MYCHAL Mulder      | like michael            |
| Dillon PULLIAM     | (pull-E-um)             |
| TAI WYNARD         | (tie) (win-YARD)        |


## UK MBB Media Relations



**Eric Lindsey**  
Coach Cal interviews  
Primary contact



**Deb Moore**  
Player interviews  
Secondary contact



**Jake Most**



**Stephanie Guy**

859-257-3838

## University Quick Facts

**President:** Dr. Eli Capilouto

**Faculty Rep:** Joseph L. Fink III

**Athletics Director:** Mitch Barnhart

**Deputy AD:** DeWayne Peevy

**Enrollment:** 30,000

**Founded:** 1865

**Home Arena:** Rupp Arena

**Capacity:** 23,000

**Rupp Arena Record:** 559-66 (.894)

**All-time Record:** 2,227-687-1 (.764)

**Website:** UKathletics.com



## The Polls

Associated Press Top 25  
Feb. 20

- Gonzaga (59)
- Villanova (5)
- Kansas (1)
- Arizona
- UCLA
- Oregon
- Louisville
- North Carolina
- Baylor
- Duke
- Kentucky**
- West Virginia
- Florida
- Purdue
- Cincinnati
- Wisconsin
- SMU
- Virginia
- Florida State
- Saint Mary's
- Notre Dame
- Butler
- Creighton
- Maryland
- Wichita State

Receiving Votes: VCU, Northwestern, Iowa State, South Carolina, Southern Cal, Dayton, Middle Tennessee, Oklahoma State, Minnesota, Monmouth, Miami, Virginia Tech, Vermont, Michigan

USA Today Coaches Poll  
Feb. 20

- Gonzaga (29)
- Villanova (3)
- Kansas
- Arizona
- UCLA
- Louisville
- Oregon
- North Carolina
- Baylor
- Kentucky**
- Duke
- Florida
- West Virginia
- Purdue
- Wisconsin
- Cincinnati
- Notre Dame
- Saint Mary's
- Virginia
- Florida State
- SMU
- Butler
- Creighton
- Maryland
- Wichita State

Receiving Votes: South Carolina, Southern Cal, Northwestern, Iowa State, Miami, Xavier, Middle Tennessee, Dayton, California, Kansas State, VCU

## Kentucky Week by Week

|           |     |          |       |
|-----------|-----|----------|-------|
| Preseason | 2/4 | Jan. 9   | 6/6   |
| Nov. 14   | 2/2 | Jan. 16  | 5/5   |
| Nov. 21   | 1/1 | Jan. 23  | 4/4   |
| Nov. 28   | 1/1 | Jan. 30  | 8/6   |
| Dec. 5    | 6/7 | Feb. 6   | 15/12 |
| Dec. 12   | 6/7 | Feb. 13  | 13/11 |
| Dec. 19   | 6/5 | Feb. 20  | 11/10 |
| Dec. 26   | 8/8 | Feb. 27  | -/-   |
| Jan. 2    | 6/6 | March 6  | -/-   |
|           |     | March 13 | -/-   |
|           |     | Final    | -/-   |

## Upcoming in the SEC

Feb. 21 - Feb. 28

| Contest  | Time   | TV Network   |
|--|--|--|
| <b>Tuesday, Feb. 21</b><br>Auburn at LSU<br>South Carolina at Florida<br><b>Kentucky at Missouri</b><br>Ole Miss at Mississippi State  | 7 p.m.<br>7 p.m.<br><b>9 p.m.</b><br>9 p.m.                                  | SEC Network<br>ESPN<br><b>SEC Network</b><br>ESPN2                       |
| <b>Wednesday, Feb. 22</b><br>Vanderbilt at Tennessee<br>Texas A&M at Arkansas  | 6:30 p.m.<br>8:30 p.m.   | SEC Network<br>SEC Network   |
| <b>Thursday, Feb. 23</b><br>Georgia at Alabama   | 7 p.m.   | ESPN/ESPN2   |
| <b>Saturday, Feb. 25</b><br>Alabama at Texas A&M<br>Tennessee at South Carolina<br><b>Florida at Kentucky</b><br>Missouri at Ole Miss<br>Mississippi State at Vanderbilt<br>LSU at Georgia<br>Arkansas at Auburn | TBD<br>1 p.m.<br><b>2 p.m.</b><br>3:30 p.m.<br>4 p.m.<br>6 p.m.<br>8:30 p.m. | ESPN<br><b>CBS</b><br>SEC Network<br>ESPNU<br>SEC Network<br>SEC Network |
| <b>Tuesday, Feb. 28</b><br>Mississippi State at South Carolina<br>Texas A&M at Missouri<br><b>Vanderbilt at Kentucky</b>   | 7 p.m.<br>7 p.m.<br><b>9 p.m.</b>  | ESPNU<br>SEC Network<br><b>ESPN</b>                                      |
| <b>Wednesday, March 1</b><br>Auburn at Georgia<br>Arkansas at Florida<br>Tennessee at LSU<br>Ole Miss at Alabama   | 6:30 p.m.<br>7 p.m.<br>7 p.m.<br>8:30 p.m.                                   | SEC Network<br>ESPN2<br>SEC Network+<br>SEC Network                      |

All times Eastern

## SEC Standings through Feb. 18, 2017

| Team              | SEC Record         | Overall Record     | Games Back |
|-------------------|--------------------|--------------------|------------|
| <b>Kentucky</b>   | <b>12-2 (.857)</b> | <b>22-5 (.815)</b> | <b>0.0</b> |
| Florida           | 12-2 (.857)        | 22-5 (.815)        | 0.0        |
| South Carolina    | 10-4 (.714)        | 20-7 (.741)        | 2.0        |
| Arkansas          | 9-5 (.643)         | 20-7 (.741)        | 3.0        |
| Alabama           | 9-5 (.643)         | 16-10 (.615)       | 3.0        |
| Tennessee         | 7-7 (.500)         | 15-12 (.556)       | 5.0        |
| Ole Miss          | 7-7 (.500)         | 16-11 (.593)       | 5.0        |
| Vanderbilt        | 7-7 (.500)         | 14-13 (.519)       | 5.0        |
| Texas A&M         | 6-8 (.429)         | 14-12 (.539)       | 6.0        |
| Georgia           | 6-8 (.429)         | 15-12 (.556)       | 6.0        |
| Auburn            | 5-9 (.357)         | 16-11 (.593)       | 7.0        |
| Mississippi State | 5-9 (.357)         | 14-12 (.539)       | 7.0        |
| Missouri          | 2-12 (.143)        | 7-19 (.269)        | 10.0       |
| LSU               | 1-13 (.071)        | 9-17 (.346)        | 11.0       |

## Kentucky in the Rankings through Feb. 18, 2017

## Team Rankings

| Category             | Stat  | SEC [NCAA]   |
|----------------------|-------|--------------|
| Scoring              | 88.8  | 1st [4th]    |
| Scoring Defense      | 73.2  | 9th [206th]  |
| Scoring Margin       | +15.6 | 1st [6th]    |
| Free-Throw Pct.      | .694  | 7th [187th]  |
| Field-Goal Pct.      | .482  | 1st [27th]   |
| Field-Goal Pct. Def. | .430  | 10th [142nd] |
| 3-Point FG Pct.      | .357  | 5th [155th]  |
| 3-Point FG Pct. Def. | .313  | 3rd [32nd]   |
| Rebounding Off.      | 40.4  | 1st [12th]   |
| Rebounding Def.      | 35.3  | 6th          |
| Rebounding Margin    | +5.2  | 3rd [45th]   |
| Blocks Per Game      | 5.6   | 2nd [13th]   |
| Assists Per Game     | 16.6  | 1st [20th]   |
| Steals Per Game      | 6.4   | 8th [154th]  |
| Turnover Margin      | +3.5  | 3rd [14th]   |
| Assist/TO Ratio      | 1.4   | 1st [18th]   |
| Off. Rebs. Per Game  | 13.2  | 2nd [21st]   |
| Def. Rebs. Per Game  | 27.3  | 2nd [42nd]   |
| Def. Rebound Pct.    | .722  | 3rd          |
| Off. Rebound Pct.    | .347  | 2nd          |
| 3-Point FG Per Game  | 7.4   | 6th [173rd]  |

## Individual Rankings

| Category/Player          | Stat | SEC [NCAA]   |
|--------------------------|------|--------------|
| Assist-TO Ratio/Fox      | 2.3  | 3rd [58th]   |
| Assist-TO Ratio/Briscoe  | 1.6  | 10th [214th] |
| Assists Per Game/Fox     | 5.4  | 1st [35th]   |
| Assists Per Game/Briscoe | 4.3  | 5th [120th]  |
| Blocks Per Game/Adebayo  | 1.6  | 7th [72nd]   |
| Double-Doubles/Briscoe   | 4    | 75th [189th] |
| Double-Doubles/Fox       | 4    | 75th [189th] |
| Field-Goal Pct./Monk     | .476 | 6th [169th]  |
| Field-Goal Pct./Briscoe  | .470 | 8th [189th]  |
| Field-Goal Pct./Fox      | .461 | 10th [212th] |
| Minutes Per Game/Monk    | 31.9 | 7th          |
| Minutes Per Game/Briscoe | 30.9 | 13th         |
| Minutes Per Game/Fox     | 29.3 | 16th         |
| Off. Rebs. PG/Adebayo    | 3.0  | 3rd [54th]   |
| Points Per Game/Monk     | 21.4 | 1st [13th]   |
| Points Per Game/Fox      | 15.6 | 8th [238th]  |
| Points Per Game/Briscoe  | 13.6 | 19th         |
| Rebs. Per Game/Adebayo   | 7.1  | T6th [168th] |
| Rebs. Per Game/Gabriel   | 5.7  | 18th         |
| Steals Per Game/Fox      | 1.6  | 8th [130th]  |
| 3-Point FG Made PG/Monk  | 3.1  | 1st [20th]   |
| 3-Point FG Pct./Monk     | .414 | 2nd [36th]   |

## Media Information

## CREDENTIAL REQUESTS

Requests for single-game credentials should be made as far in advance as possible and no later than five days prior to game day online at [sportssystem.com/Kentucky](http://sportssystem.com/Kentucky).

## CREDENTIAL CRITERIA

The University of Kentucky's decision to issue credentials to a media outlet for the purposes of covering a UK basketball home or away event is determined by a variety of factors. They include the following:

- Amount of coverage given to Kentucky throughout the season
- Intention/ability to cover all 22 sports at Kentucky
- Distribution/size of publication: free, subscription, sale on newsstands, website traffic, etc.
- Radio or TV station program format and size of audience
- Length of existence of the publication, amount of original copy generated, number of full-time employees of the publication and the journalistic experience of the reporter(s)
- Attendance at Kentucky media sessions, including Olympic sport opportunities
- Space availability
- Professionalism, which includes but is not limited to conduct at games, press conferences, practices, on social media, etc.

The University of Kentucky has the right to revoke credentials under its own discretion.

## INTERVIEW POLICIES-GENERAL

All interviews with University of Kentucky basketball players or staff members must be arranged through the Media Relations office. Media should never contact a player or coach directly.

The Wildcat Coal Lodge, dormitories, team locker rooms and other team quarters are private team areas. Media members are not permitted in these areas unless accompanied by appropriate university personnel.

## PRACTICE/PRESS CONFERENCES

Other than announced exceptions, UK basketball practices are closed to the media. UK will accept requests to attend practice. All requests must be made by 10 a.m. on the day of the practice. In cases in which practices are open to the media, no cell phones are allowed in the practice facility.

Player interviews are conducted prior to practices the day before a game and will be available to all UK media in the Joe Craft Center lower-level lobby. UK will accept requests for player interviews, but they must be submitted 24 hours prior to the scheduled availability.

Coach John Calipari or an assistant coach will meet with members of the media immediately following player interviews in the lower level lobby of the Joe Craft Center.

Gameday shoot-arounds are closed to the media.

## TELEPHONE PLAYER INTERVIEWS

Telephone interviews are available to the media on a call-back basis. Individual player and coach telephone numbers will not be given to members of the media.

Players are instructed not to conduct interviews when contacted directly by telephone. The UK Media Relations Office will arrange for telephone interviews at a time most convenient for the student-athlete.

Other special requests are handled on a case-by-case basis.

## POSTGAME INTERVIEWS

Following each game, there is a 20-minute cooling-off period, during which time the players shower and dress. Approximately 10 minutes after the game ends, Coach Calipari conducts his postgame press conference while a player is taken to the UK Sports Network.

Following Coach Calipari's press conference and the cooling-off period, selected UK players are brought to the media interview room.



## Honoring the Cats

### Bam Adebayo

- Wooden Award Preseason Watch List
- Naismith Trophy Preseason Watch List
- CBSSports.com Preseason All-America Second Team
- College Basketball Talk Preseason All-America Third Team
- Kareem Abdul-Jabbar Award Preseason Watch List
- Preseason All-SEC First Team (AP/Coaches)

### Isaiah Briscoe

- SEC Player of the Week (Jan. 2, 2017)
- Lute Olson Award Preseason Watch List
- Preseason All-SEC Second Team (AP/Coaches)

### De'Aaron Fox

- Wooden Award Late Season List
- Naismith Trophy Midseason Watch List
- Bob Cousy Award Final 10
- Oscar Robertson Trophy Midseason Watch List
- Wayman Tisdale Award Midseason Watch List
- Wooden Award Midseason 25
- SEC Freshman of the Week (Jan. 9, 2017)
- SEC Freshman of the Week (Dec. 19, 2016)
- SEC Freshman of the Week (Dec. 5, 2016)
- SEC Freshman of the Week (Nov. 14, 2016)
- Wooden Award Preseason Watch List
- Naismith Trophy Preseason Watch List
- Sporting News Preseason All-America Second Team
- Bob Cousy Award Preseason Watch List
- Preseason All-SEC First Team (AP/Coaches)

### Malik Monk

- Wooden Award Late Season List
- Naismith Trophy Midseason Watch List
- Jerry West Award Final 10
- Oscar Robertson Trophy Midseason Watch List
- Wayman Tisdale Award Midseason Watch List
- SEC Freshman of the Week (Jan. 16, 2017)
- Wooden Award Midseason 25
- SEC Freshman of the Week (Jan. 2, 2017)
- USBWA Oscar Robertson National Player of the Week (Dec. 20, 2016)
- USBWA Wayman Tisdale National Freshman of the Week (Dec. 20, 2016)
- SEC Player of the Week (Dec. 19, 2016)
- SEC Freshman of the Week (Nov. 21, 2016)
- Wooden Award Preseason Watch List
- Naismith Trophy Preseason Watch List
- CBSSports.com Preseason All-America Third Team
- Jerry West Award Preseason Watch List
- Preseason All-SEC Second Team (AP/Coaches)

## Cats, Fox Close Out Georgia Late at the Free-Throw Line

When it was unable to pull away from a short-handed Georgia team, No. 13/11 Kentucky turned to freshman point guard De'Aaron Fox -- again and again. Fox scored 16 points, including six free throws in the final 45 seconds as UK overcame J.J. Frazier's 36 points to beat Georgia 82-77 on Saturday night.

Frazier's season-high effort helped keep Georgia close after the Bulldogs lost their top scorer Yante Maten with a right knee injury less than two minutes into the game.

Malik Monk also had 16 for Kentucky (22-5, 12-2 Southeastern Conference). The Wildcats remain tied with Florida for the SEC lead.

De'Aaron Fox did more than make free throws. He twice scored tying baskets on layups in the final 2:07 and scored 14 of his 16 points in the final 4:36 of the game.

Georgia's last lead was 75-73 before Fox made two free throws with 44 seconds remaining. Following a miss by Georgia's Pape Diatta, Fox again made two free throws for a 77-75 lead. Frazier missed a short jumper before Fox pushed the lead to four points with two more free throws.

This one was close from the start. No team led by more than six points, and there were 15 lead changes and 13 ties.

UK was able to close this one out at the free-throw line. The Wildcats hit 17 free throws in a row during the final 6:17 of the game, including nine straight in the final minute, before Bam Adebayo's inconsequential miss with five seconds left. UK shot a season-high 82.1 percent (23 of 28) at the line.

Kentucky also held its own on the boards. Led by Derek Willis' career-high-tying 12 rebounds, UK won the rebounding battle 41-26. Since losing the battle of the boards in the loss at Florida, UK has had an average rebounding margin of plus-10 during the current four-game winning streak.

Additional notes:

- Kentucky has won eight straight in the series and leads the overall matchup 123-26
- Frazier's 36 points are the most an opposing player has scored against UK since Texas A&M's Elston Turner scored 40 on Jan. 12, 2013
- Kentucky held Georgia to three made 3-pointers, trying the season low by a UK opponent this season. It's actually the third straight game the Wildcats have held the opposing team to just three made treys
- Monk extended his double-figure scoring streak to 27 games
- Adebayo posted 13 points and eight rebounds
- Senior Dominique Hawkins followed up his season-high 10-point performance with nine vs. Georgia
- Fellow senior Mychal Mulder added nine points -- his most since scoring 12 vs. Auburn on Jan. 14 -- all on three made 3-pointers

## MVP Performances by Davis, Murray Highlight NBA All-Star Weekend

With nine players featured at NBA All-Star weekend, including three All-Star selections, the Kentucky men's basketball team's annual presence in the league's showcase of talent was already one of the headlines. The Wildcats did one better though and stole the show.

Anthony Davis broke Walt Chamberlain's All-Star Game scoring record with 52 points to go along with 10 rebounds to win most valuable player honors in front of his home crowd. Just days earlier, Jamal Murray was named the MVP of the BBVA Rising Stars Challenge after scoring a game-high 36 points, including 27 in the second half.

Playing alongside the game's greatest players, Davis won broke Wilt Chamberlain's previous scoring record of 42 points set in 1962 in leading the Western Conference to a 192-182 victory over the Eastern Conference. He's the second Wildcat to win All-Star MVP honors, joining Adrian "Odie" Smith (1966).

Fueled by an astounding 18 dunks, Davis was 26 for 39 from the field. The makes and attempts are also game records.

The record night for Davis also marked a first under UK head coach John Calipari as Davis became the first former player coached by Calipari to win MVP honors at the NBA All-Star Game.

Murray kicked All-Star weekend off with a game-high 36 points en route to winning MVP honors in the BBVA Rising Stars Challenge on Friday. Murray's 36 points were the fourth-most points scored by any player in the game's history.

Murray was 13 of 19 from the field, including going 9 of 14 from behind the arc in just 20 minutes. He also contributed 11 assists, four rebounds and a steal. Murray did most of his damage after halftime, scoring 27 second-half points, in helping the World Team down Team USA 150-134.

Murray was one of four Wildcats to take part in the Rising Stars Challenge. He was joined on the World Team by Trey Lyles. Karl-Anthony Towns and Devin Booker highlighted Team USA. Lyles had seven points, two assists and a rebound. Towns, the 2016 NBA Rookie of the Year, posted 24 points, 11 rebounds and a pair of assists. Booker contributed 17 points and six assists.

Davis' MVP award will find a crowded trophy shelf. Among Davis' most notable awards include winning the 2012 Final Four Most Outstanding Player after leading UK to the national championship, Consensus National Player of the Year, the NABC Defensive Player of the Year and the USBWA National Freshman of the Year. And those were just his college awards.

Davis wasn't the only Wildcat in the NBA All-Star Game. John Wall (Washington Wizards) and DeMarcus Cousins (Sacramento Kings) were also selected to Sunday's game as reserves, giving UK more NBA All-Star representatives than any other college program.

Wall, who leads all Eastern Conference guards in assists and steals and has led the Wizards to third place in the Eastern Conference at the All-Star break, posted 12 points to go along with six rebounds, four assists and four steals. Cousins, in limited action, scored three points.

It was Davis' fourth appearance in the NBA All-Star Game and his second start. Wall was also making his fourth appearance, while Cousins made his third.

All told, UK had nine players participate in NBA All-Star weekend, more than any other school.

Wildcats Dakari Johnson and Alex Poythress were selected for the NBA D-League All-Star Game on Saturday, though Poythress was a late scratch because of an injury. Johnson had four points and three boards.

Four of the eight participants -- Booker, Cousins, Davis and Wall -- in the Taco Bell Skills Challenge were Wildcats, though they were unable to defend Towns' 2016 championship.

## Down the Stretch They Come

With four games remaining in the regular season for the 2016-17 edition of the Kentucky Wildcats, John Calipari's squad is right in the hunt for its 48th Southeastern Conference regular-season championship. UK is currently tied with Florida for the lead, though the Gators currently own the head-to-head tiebreaker. The teams will meet again on Saturday in Rupp Arena.

The race is neck-and-neck as we enter the final two weeks of the season with five teams within three games of one another for the league crown. Here is how Kentucky has fared in similar situations over the last 30 seasons:

- 2015-16: Kentucky finished in a tie with Texas A&M and shared the crown. UK went 3-2 over its last five games
- 2012-13: Kentucky finished two games back of Florida. UK went 1-2 over the final three games with the win coming over Florida
- 2009-10: Kentucky won the league by two games over Vanderbilt thanks to a 14-2 overall conference record
- 2007-08: UK tied for second, two games behind Tennessee, going 2-1 over the final three games. The one loss? Tennessee
- 2004-05: UK finished first by two games over three teams with a 2-1 record to end the season
- 2003-04: Mississippi State edged Kentucky by one game despite UK going 6-0 to end the conference season
- 2000-01: Kentucky managed to win the tiebreaker over Florida for the league crown despite going 1-2 over the final three
- 1999-00: Kentucky won the tiebreaker for the league title with three other teams; a 3-0 finish aided the cause
- 1997-98: UK held on to a two-game lead over Ole Miss thanks to a 4-0 run to end the year
- 1996-97: Kentucky finished second by two games to South Carolina which included a loss to the Gamecocks in the final game
- 1994-95: UK edged out two teams by two games behind a five-game winning streak to end the season
- 1993-94: Arkansas won the conference by a two-game margin despite a 5-1 push late by the Wildcats
- 1992-93: Vanderbilt edged the Cats by one game despite a 3-0 mark to finish the year for UK
- 1991-92: Arkansas held on for a one-game lead for the title as a loss to Florida hurt the Cats with two games to go
- 1987-88: A 4-0 record to end the season propelled UK to a two-game lead for the league title

## 2016-17 LEAD-DEFICIT COMPARISON

| Opponent            | Biggest Lead | Biggest Deficit | Biggest Run* | Changes   | Ties      | Led           | Trailed       | Result        |
|---------------------|--------------|-----------------|--------------|-----------|-----------|---------------|---------------|---------------|
| SFA                 | 27 (2nd)     | 1 (1st)         | 7-0          | 2         | 0         | 39:04         | 0:30          | W, 87-64      |
| CANISIUS            | 30 (2nd)     | 7 (1st)         | 9-0          | 6         | 9         | 27:07         | 9:42          | W, 93-69      |
| vs. Michigan St.    | 23 (2nd)     | 3 (1st)         | 9-0          | 1         | 3         | 34:30         | 1:41          | W, 69-48      |
| DUQUESNE            | 41 (2nd)     | 2 (1st)         | 11-0         | 1         | 2         | 37:27         | 0:10          | W, 93-59      |
| CLEVELAND ST.       | 41 (2nd)     | N/A             | 12-0         | 0         | 0         | 39:44         | 0:00          | W, 101-70     |
| UT MARTIN           | 48 (2nd)     | 3 (1st)         | 11-0         | 3         | 0         | 36:49         | 2:01          | W, 111-76     |
| vs. Arizona St.     | 48 (2nd)     | 1 (1st)         | 12-0         | 2         | 0         | 39:17         | 0:23          | W, 115-69     |
| UCLA                | 9 (1st)      | 14 (2nd)        | 11-0         | 2         | 3         | 12:59         | 24:39         | L, 97-92      |
| VALPARAISO          | 34 (2nd)     | N/A             | 21-0         | 0         | 2         | 38:50         | 0:00          | W, 87-63      |
| vs. Hofstra         | 31 (2nd)     | N/A             | 18-0         | 0         | 0         | 39:33         | 0:00          | W, 96-73      |
| vs. North Carolina  | 12 (1st)     | 3 (1st)         | 7-0          | 6         | 6         | 32:41         | 3:43          | W, 103-100    |
| at Louisville       | 6 (1st)      | 7 (1st)         | 9-0          | 9         | 10        | 12:15         | 19:38         | L, 73-70      |
| at Ole Miss         | 28 (2nd)     | 2 (1st)         | 13-0         | 1         | 1         | 38:23         | 0:23          | W, 99-76      |
| TEXAS A&M           | 47 (2nd)     | 3 (1st)         | 15-0         | 1         | 1         | 38:00         | 0:41          | W, 100-58     |
| ARKANSAS            | 26 (2nd)     | 4 (1st)         | 12-0         | 6         | 2         | 36:20         | 3:21          | W, 97-71      |
| at Vanderbilt       | 9 (1st)      | 2 (1st)         | 9-0          | 8         | 7         | 33:23         | 3:23          | W, 87-81      |
| AUBURN              | 20 (2nd)     | 3 (1st)         | 9-0          | 9         | 1         | 36:54         | 2:23          | W, 92-72      |
| at Mississippi St.  | 18 (2nd)     | N/A             | 10-0         | 0         | 3         | 38:28         | 0:00          | W, 88-81      |
| SOUTH CAROLINA      | 23 (2nd)     | N/A             | 9-0          | 0         | 0         | 39:50         | 0:00          | W, 85-69      |
| at Tennessee        | 6 (1st)      | 11 (2nd)        | 6-0          | 5         | 6         | 6:52          | 29:50         | L, 82-80      |
| KANSAS              | 12 (1st)     | 10 (2nd)        | 7-0          | 4         | 8         | 23:38         | 14:02         | L, 79-73      |
| GEORGIA             | 9 (OT)       | 14 (2nd)        | 9-0          | 3         | 6         | 18:56         | 19:35         | W, 90-81 (OT) |
| at #24/23 Florida   | N/A          | 24 (2nd)        | 7-0          | 0         | 0         | 0:00          | 39:32         | L, 88-66      |
| LSU                 | 25 (2nd)     | N/A             | 12-0         | 0         | 0         | 39:40         | 0:00          | W, 92-85      |
| at Alabama          | 18 (2nd)     | 3 (1st)         | 10-0         | 3         | 2         | 34:56         | 0:32          | W, 67-58      |
| TENNESSEE           | 28 (2nd)     | 5 (1st)         | 11-0         | 1         | 0         | 36:06         | 3:40          | W, 83-58      |
| at Georgia          | 6 (2nd)      | 4 (1st)         | 8-0          | 13        | 15        | 24:44         | 11:29         | W, 82-77      |
| at Missouri         |              |                 |              |           |           |               |               |               |
| FLORIDA             |              |                 |              |           |           |               |               |               |
| VANDERBILT          |              |                 |              |           |           |               |               |               |
| at Texas A&M        |              |                 |              |           |           |               |               |               |
| <b>BIGGEST/MOST</b> | <b>48</b>    | <b>14</b>       | <b>21-0</b>  | <b>13</b> | <b>15</b> | <b>39:50</b>  | <b>29:50</b>  | <b>+46</b>    |
| <b>TOTALS</b>       | <b>-</b>     | <b>-</b>        | <b>-</b>     | <b>-</b>  | <b>-</b>  | <b>830:36</b> | <b>191:18</b> | <b>+421</b>   |

\*run tracked by consecutive UK points without allowing an opponent score

## Senior Trio Adding Consistency to Lineup

UK's senior class of Dominique Hawkins, Mychal Mulder and Derek Willis are all playing significant minutes for the Cats and are producing in a variety of ways. The trio averages a combined 16.9 points, 8.5 rebounds, 3.2 assists, 1.6 steals and 1.0 blocks per game.

Willis is averaging a career-best 4.8 rebounds, Mulder has scored a career-high 126 points, while Hawkins owns a team-best 4.3 assist-to-turnover ratio. The 16.9 points per game from the seniors is the best in the John Calipari era. The 2011-12 team consisting of Darius Miller and Eloy Vargas averaged 11.6 points per game. The 423 points scored on the year is already the second most by a senior class since the 2009-10 season. The trio needs just three more points to become the highest-scoring senior class in the Calipari era.

Having a three-man senior class contributing and all playing at least 11.4 minutes per game under Calipari is a first in his eight-year tenure. As a matter of fact, you have to go all the way back to the 2003-04 season to find another trio of seniors playing more than 10 minutes a game. The 2003-04 class of Cliff Hawkins (30.5), Erik Daniels (30.0), Gerald Fitch (29.8) and Antwain Barbour (17.2) is the last group of seniors who all played at least 10 minutes a game for the Wildcats.

## Calipari's Best Freshman Trio Yet?

Among the many things Kentucky has been known for since John Calipari's arrival at Kentucky, the Wildcats have featured the nation's best freshmen. From John Wall and DeMarcus Cousins, to Brandon Knight and Terrence Jones, Anthony Davis and Michael Kidd-Gilchrist, Nerlens Noel, Karl-Anthony Towns, Devin Booker, Tyler Ulis, and Jamal Murray -- just to name a handful -- UK has seen its fair share of freshman phenoms.

Believe it or not, De'Aaron Fox, Malik Monk and Bam Adebayo may be as impressive of a trio as Calipari has ever coached. They've each had electrifying and jaw-dropping performances, and between the three of them, they lead UK in points, rebounds, assists, blocks and steals.

Combined the trio is averaging 49.7 points, 13.8 rebounds and 8.4 assists per game. For comparison, the 2009-10 freshman trio of Wall, Cousins and Eric Bledsoe -- who likely would be the strongest competition to this year's group -- combined to average 43.1 points, 17.4 rebounds and 10.3 assists per game by the end of the season.

This year's edition of the freshman class isn't just statistically good among past UK greats, they're also some of the elite performers nationally. Monk is second in the country among all freshmen with a 21.4 scoring average and his 3.11 made 3-pointers a game leads all freshmen. Fox is sixth among all freshmen with 5.4 assists per game and sixth with a 2.33 assist-to-turnover ratio. Adebayo is ninth in rebounds (7.1) and 11th in blocks per game (1.59).

Here's a look at where they stand in the UK freshman record books thus far:

| Assists               | Rebounds              | 3-Pointers           |
|-----------------------|-----------------------|----------------------|
| 1. Wall (241)         | 1. Randle (417)       | 1. Murray (113)      |
| 2. Teague (191)       | 10. Robey (214)       | 2. Knight (87)       |
| 3. Knight (159)       | 11. Poynthress (199)  | 3. Monk (84)         |
| 3. An. Harrison (159) | 12. Mashburn (195)    |                      |
| 5. Fox (140)          | 13. Adebayo (193)     |                      |
| Points                | Steals                | Blocks               |
| 1. Murray (720)       | 1. Rondo (87)         | 1. Davis (186)       |
| 5. Jones (595)        | 7. Mills (45)         | 8. Cauley-Stein (60) |
| 6. Monk (579)         | T8. Aa. Harrison (43) | 9. Labissiere (59)   |
| T19. Patterson (411)  | T8. Jones (43)        | 10. Orton (51)       |
| T19. Bogans (411)     | 10. Fox (41)          | 11. Adebayo (43)     |
| 21. Fox (405)         |                       |                      |
| 27. Mashburn (362)    |                       |                      |
| 28. Adebayo (342)     |                       |                      |

## The Big Three: UK's Guards Rank Among National Trio Scoring Leaders

Malik Monk, De'Aaron Fox and Isaiah Briscoe have electrified the country with high-profile scoring performances and triple-doubles. They're also the three leading scorers on the nation's fourth-highest scoring team in the country with 88.8 points per game (as of Feb. 18).

If the team is one of the top-scoring units nationally, well obviously, the trio of guards is going to rank among the nation's leaders. UK's guards rank third nationally among top-scoring trios made up of backcourt players.

| Rank | Trio                       | Team             | Combined PPG |
|------|----------------------------|------------------|--------------|
| 1.   | Keene, Rayson, DiLeo       | Central Michigan | 60.7         |
| 2.   | Graham, Holder, Evans II   | Arizona State    | 51.4         |
| 3.   | Monk, Fox, Briscoe         | Kentucky         | 51.0         |
| 4.   | Mason III, Jackson, Graham | Kansas           | 49.8         |
| 5.   | Smith, Hughes, Brown       | Georgia Southern | 49.8         |

## Calipari Notches 23rd Consecutive 20-Win Season

With a road win at Alabama, Kentucky secured its 20th win of the season, its eighth straight 20-win season under John Calipari. Calipari as a collegiate head coach has posted 23 consecutive seasons of 20 or more on-court wins. He leads all active coaches with that streak, ahead of Mike Krzyzewski of Duke (21), Bill Self (19) and Jim Boeheim (17).

More impressive, Calipari has nine seasons with 30 or more on-court wins. Only Mike Krzyzewski (13) and Roy Williams (10) have more. Calipari is the first

## STREAKS

|                                |        |
|--------------------------------|--------|
| Overall                        | Won 4  |
| Unranked AP teams anywhere     | Won 5  |
| Ranked AP teams anywhere       | Lost 2 |
| Home                           | Won 3  |
| Home SEC                       | Won 26 |
| Home nonconference             | Lost 1 |
| Home AP unranked nonconference | Won 35 |
| Home AP ranked teams           | Lost 1 |
| Home AP unranked teams         | Won 45 |
| Road                           | Won 2  |
| Road SEC                       | Won 2  |
| Road AP ranked teams           | Lost 3 |
| Road AP unranked teams         | Won 2  |
| Neutral                        | Won 4  |
| Neutral AP ranked teams        | Won 2  |
| Neutral AP unranked teams      | Won 5  |

## Active Consecutive Made Starts (in games played)

|                |    |
|----------------|----|
| Isaiah Briscoe | 49 |
| Bam Adebayo    | 27 |
| Malik Monk     | 27 |
| Wenwen Gabriel | 5  |
| De'Aaron Fox   | 4  |

## Active Consecutive Made Free Throws (in games played)

|                     |   |
|---------------------|---|
| Mychal Mulder       | 9 |
| De'Aaron Fox        | 8 |
| Malik Monk          | 6 |
| Derek Willis        | 6 |
| Wenwen Gabriel      | 4 |
| Dominique Hawkins   | 4 |
| Jonny David         | 2 |
| Isaac Humphries     | 2 |
| Sacha Killeya-Jones | 2 |
| Isaiah Briscoe      | 1 |

## Active Consecutive Games with a 3 (in games played)

|                   |   |
|-------------------|---|
| Malik Monk        | 9 |
| Derek Willis      | 3 |
| Dominique Hawkins | 2 |
| Mychal Mulder     | 2 |
| Wenwen Gabriel    | 1 |

## DUNK TRACKER

| Player              | 2016-17 | Career |
|---------------------|---------|--------|
| Bam Adebayo         | 75      | 75     |
| Isaiah Briscoe      | 1       | 2      |
| De'Aaron Fox        | 13      | 13     |
| Wenwen Gabriel      | 5       | 5      |
| Dominique Hawkins   | 2       | 4      |
| Isaac Humphries     | 5       | 5      |
| Sacha Killeya-Jones | 4       | 4      |
| Malik Monk          | 20      | 20     |
| Mychal Mulder       | 5       | 5      |
| Derek Willis        | 9       | 21     |

## DOUBLE-DOUBLES

| Player         | 2016-17 | Career |
|----------------|---------|--------|
| Bam Adebayo    | 3       | 3      |
| Isaiah Briscoe | 4       | 6      |
| De'Aaron Fox   | 4       | 4      |
| Wenwen Gabriel | 1       | 1      |
| Derek Willis   | 0       | 2      |

## TRIPLE-DOUBLES

| Player         | 2016-17 | Career |
|----------------|---------|--------|
| Isaiah Briscoe | 1       | 1      |
| De'Aaron Fox   | 1       | 1      |

coach in NCAA Division I history to record five straight on-court 30-win seasons, notching 30 straight in consecutive seasons from 2005-06 to 2009-10.

## Cats Deliver the Knockout Punch

UK is 207-4 (.981) in the John Calipari era when leading by at least 10 points at any time in the contest. Two of those three losses (a 21-point lead at Tennessee and a 12-point lead at Auburn) came during the 2015-16 campaign. The only other losses came during the 2012-13 season when UK gave up an 11-point first-half lead and lost 59-55 at Alabama and vs. Kansas this season when the Wildcats failed to capitalize on a 12-point first-half lead. The loss to Kansas was the first to a nonconference opponent when leading by 10 or more in the Calipari era.

Perhaps most impressive of all is that 72.5 percent of games Calipari has coached in at Kentucky have produced 10-point leads at some point during the game for UK. The Wildcats have led by 10 points or more in a whopping 86.6 percent of Calipari's 239 career wins at Kentucky.

## Fastest Calipari Team Ever?

It's no secret that a staple of John Calipari-coached teams is to play fast. You'll hear him from the sidelines imploring his teams to get out and run and score as many transition baskets as possible.

Well, the 2016-17 edition of the Kentucky Wildcats is just that - really fast, as told by their average possession lasting just 14.7 seconds. As of games through Feb. 18, that mark was the eighth-fastest mark in the nation and the second-best among Power Five programs, trailing only UCLA.

But, for a coach who directs his teams to run the floor, this team takes it to a whole new level. This is the fastest Calipari team while at Kentucky and the fastest by nearly two seconds. According to Synergy Sports, UK averages 24.2 points per game in transition, the second-best mark in the country (through games on Feb. 18).

## Average Possession Length and KenPom's Adjusted Tempo Ranking:

|                           |                           |                           |                           |
|---------------------------|---------------------------|---------------------------|---------------------------|
| 2016-17 (UK): 14.7, 8th   | 2015-16 (UK): 17.7, 219th | 2014-15 (UK): 17.7, 98th  | 2013-14 (UK): 17.9, 156th |
| 2012-13 (UK): 17.4, 106th | 2011-12 (UK): 17.8, 142nd | 2010-11 (UK): 18.3, 219th | 2009-10 (UK): 16.2, 31st  |

## Taking Care of the Ball

Through 27 games of the 2016-17 season, it's obvious this Kentucky team can score with the best of them and is likely doing it quickly. With an average possession of 14.7 seconds and scoring 88.8 points per game, one would think ball security would be an issue. Theoretically, the more possessions you have, the more turnovers a team will commit, but not with this bunch.

This team yields a turnover on just 15.5 percent of its possessions. That's the 12th-best mark in the country (through games on Feb. 18). UK averages 11.9 turnovers per game, which is 59th in the country.

During John Calipari's tenure, UK's best seasons in those categories came in 2011 when the team averaged a turnover on just 16.1 percent of its possessions, ranked 10th in the country. The 2015 team averaged just 10.5 turnovers per outing. For comparison's sake, UK's previous fastest team in 2009-10 averaged a turnover on 20.3 percent of its possessions and 14.4 turnovers a game.

Turnovers have been a problem of late, however. UK has turned the ball over a minimum of 14 times in eight of its last 11 games, including a combined 44 in losses to Kansas, Tennessee and Florida. Kansas scored 21 points off of UK's 17 miscues and the Gators capitalized for 17 points.

## High-Percentage Shots

Kentucky has made 50 percent or more of its shots in 14 games this season, including seven straight games before a 41.7-percent day at Tennessee ended the streak. It's the first time UK had shot 50 percent or better in seven straight games since doing it eight straight times during the 1983-84 season.

Those are remarkable numbers when you consider the Wildcats have only played 27 games thus far. Why such high numbers? High-percentage shots, of course.

UK has scored a whopping 39.03 percent of its points on either layups or dunks and 40.2 points per game inside the paint. Which leads to another question. How are the Wildcats getting such high-percentage baskets?

There could be a number of factors to point to. For one, this Kentucky team likes to play fast and beat other teams down the floor, which can lead to layups and dunks. UK is averaging just 14.7 seconds per possession, the eighth-fastest mark in the country (as of games through Feb. 18).

Defense helps, too. The Wildcats are scoring 19.0 points per game off of turnovers, some of which are easy transition baskets. In that regard, UK is averaging 12.3 fast-break points per game, although Kentucky's fast-break opportunities have significantly decreased in recent games as opponents try to take away the Wildcats' strength. UK's 16 fast-break points at Alabama marked the first time the Wildcats hit double figures in that category since the Auburn game on Jan. 14. UK posted 18 in the 25-point win over Tennessee.

## Monk Scoring at a Historic Rate

If there's one thing to be said from the first 27 games of Malik Monk's career, it's that he is as dynamic of an offensive player for the Wildcats as any player John Calipari has ever coached. As a matter of fact, he may be Calipari's best scorer ever. At least that's what the numbers say.

Following his record-setting 47 points vs. No. 7/6 North Carolina, his scoring average jumped up to 21.9 points per game. He currently averages 21.4. If the season ended today, he would have the highest scoring average of any player Calipari has coached in college. No Calipari player has ever averaged more than 21.2 points for an entire season (Dajuan Wagner at Memphis in 2001-02).

With 37 points vs. Georgia, the Jerry West Shooting Guard Award finalist became the first freshman in program history to have three games of 34 or more points. He's also the only freshman in school history to score at least 34 points in a neutral-site game, a road game and a home game in a single season. He joined Dan Issel (1968-69, 69-70) and Jodie Meeks (2008-09) as the only other players to achieve that feat in a single year.

Through games played on Feb. 18, Monk is second among all freshmen nationally in scoring and is looking to become just the fourth freshman in Southeastern Conference history to win the league's scoring title.

The freshman from Lepanto, Arkansas, has topped the 20-point plateau 15 times this season and in 14 of his last 23 contests. He's reached double figures in all 27 games so far.

At Florida, he surpassed the 500-point barrier, becoming the second-fastest player in school history (23 games) to reach 500 career points. Only Cotton Nash accomplished the feat quicker when he did it in 22 games in 1961-62.

Monk isn't just a one-trick pony either. He can beat you in a variety of ways. Off the bounce, he's as good as anyone in the country. Athletically and at the rack, he's elite with a 42-inch vertical and 20 dunks so far -- many of which have appeared on SportsCenter's Top 10 plays.

Perhaps Monk's greatest strength is his ability to shoot. Through 27 games, Monk has connected on 84 made 3-pointers, ahead of Jamal Murray (83) at this point in the season when he went on to break the freshman record with 113 3-pointers a season ago. Monk is also within reaching distance of Jodie Meeks (98) when he went on to set the single-season 3-point record in 2008-09 with 117 made 3-pointers. He's made a trey in every game but two.

Monk is averaging 3.11 made 3-pointers per game. If he maintains that average, and UK plays a full 40-game schedule, he would finish the season with 124 3-pointers. That total would break Meeks' school record as well as the NCAA freshman record of 122 held by Steph Curry.

But Monk isn't just chasing history; he's already made some ...

- His 47 points vs. UNC were ...
  - The most by a freshman in school history
  - The sixth-most points ever by a Wildcat

- The most points by a Cat since Jodie Meeks' single-game record of 54 points at Tennessee on Jan. 18, 2009
- The most ever by a John Calipari-coached player in college
- The most in a game by an SEC freshman since LSU's Chris Jackson scored 55 vs. Ole Miss on March 4, 1989
- The second-most points by a freshman in Division I college basketball since at least the 1996-97 season
- The most in school history at a neutral site
- The most in school history against an opponent ranked in the top 10 of the Associated Press Top 25
- Tied the second most ever scored against North Carolina. It's the most since Rick Yuknus (Georgia Tech) scored 47 on Feb. 14, 1970. The record is 48 by Dick Groat on Feb. 29, 1952
- The second-most points by a Cat vs. a nonconference foe. Cliff Hagan scored 51 vs. Temple on Dec. 5, 1953
- His 18 field goals are the most since Melvin Turpin made 18 on March 8, 1984
- His eight 3-pointers tied the school record for most 3-point field goals by a freshman
- With 34 points vs. Ole Miss, Monk ...
  - Set the school record for most points by a freshman in a road game
  - Joined Murray as the only freshmen in school history with multiple games of 30 or more points. Murray had three such games last season
- With 26 points vs. Texas A&M, Monk ...
  - Became the first freshman in program history to score 26 or more points in his first two career SEC games
  - Became the first UK player to score 26 or more points in consecutive games to begin the SEC season since Dan Issel on Jan. 3 and 5, 1970
- With 26 points vs. South Carolina, Monk ...
  - Set the freshman scoring record for most points against a ranked SEC opponent
- With 37 points vs. Georgia at home, Monk ...
  - Passed Murray (six) for his record seventh 25-point game as a freshman under Calipari at UK
  - Scored the most points for a UK freshman ever vs. Georgia, passing Jamal Mashburn's record of 31 set Feb. 3, 1991
  - Has the most 34-point games (three) for a freshman in program history
  - Became the third player (Meeks, Miller) in school history with three games of seven or more treys in a season
  - Became the first freshman and the third player in program history (Dan Issel and Meeks) to have 34 or more points at a neutral-site game, a home game and an away game in the same season

### How Monk Stacks Up to Calipari's Best Scorers

If traditional numbers aren't enough, KenPom.com's efficiency rankings also put Malik Monk in the discussion for the best scorer under John Calipari. Just looking at some of the top Calipari freshmen scorers alone, Monk stacks up favorably.

| Name               | Offensive Rating | True Shooting % | Usage Rate | Points Per Game |
|--------------------|------------------|-----------------|------------|-----------------|
| John Wall          | 108              | 56.2            | 25.7       | 16.6            |
| DeMarcus Cousins   | 113.1            | 57.9            | 30.5       | 15.1            |
| Brandon Knight     | 106.7            | 55.3            | 27         | 17.3            |
| Anthony Davis      | 133.5            | 65.7            | 18.8       | 14.2            |
| Julius Randle      | 111.2            | 56.6            | 25.5       | 15              |
| Karl-Anthony Towns | 122.7            | 62.7            | 23.7       | 10.3            |
| Jamal Murray       | 118              | 59              | 27.2       | 20              |
| Malik Monk         | 120.3            | 61.1            | 25.1       | 21.4            |

### Fox Next in Line of Great Freshman Point Guards Under Calipari

Faced with the unenviable task of replacing 2016 Bob Cousy Point Guard of the Year award winner Tyler Ulis, De'Aaron Fox has filled his shoes admirably and made his mark as one of the nation's fastest and craftiest players.

Fox is currently averaging 15.6 points, 5.4 assists, 4.2 rebounds and 1.6 steals. His 5.4 assists ranks 35th nationally and first in the Southeastern Conference. The average is sixth nationally among freshmen.

As a matter of fact, through 27 games, Fox has 140 assists. That's already the fifth-most ever by a UK freshman in a single season.

Fox has a team-leading four double-doubles by way of points and assists, which includes his historic triple-double against Arizona State -- the second triple-double in school history and first since Chris Mills did it Dec. 27, 1988.

That's not the only history Fox has made. Against Stephen F. Austin, in the season opener, Fox dished out 12 assists to set two program records. The 12 dimes were the most by any Wildcat in his debut, and the most of any player in a season-opening game since assists began being kept in 1971-72.

The Houston native also ranks third in the SEC with a 2.4 assist-to-turnover ratio (through Feb. 18). His scoring average is ranked eighth in the SEC.

Fox is one of 10 finalists for the Bob Cousy Point Award, awarded annually by the Naismith Memorial Basketball Hall of Fame to the nation's top point guard. Ulis won it last season.

### Three is Better Than Two ... More Than 1,000 Times

Kentucky and UNLV have gone back and forth all season long for the claim of having the longest active streak of consecutive games with a made 3-pointer. Fittingly, both schools reached a historic milestone -- 1,000 straight games -- within a

## MEASURABLES



#### Top Wing Span

1. Sacha Killeya-Jones - 7'2"
2. Bam Adebayo - 7'1.50"
- T3. Isaiah Humphries - 7'0"
- T3. Derek Willis - 7'0"
- T5. Wenyen Gabriel - 6'11"

#### Top Vertical

1. Dominique Hawkins - 44.5"
2. Mychal Mulder - 44.0"
3. Malik Monk - 42.0"
4. Bam Adebayo - 39.5"
5. De'Aaron Fox - 38.5"

#### Top Hand Width

1. Sacha Killeya-Jones - 11.0"
2. Mychal Mulder - 10.75"
- T3. Isaiah Briscoe - 10.0"
- T3. Tai Wynyard - 10.0"
5. Derek Willis - 9.75"

## CATS IN THE NBA

At the beginning of the 2016-17 season, 24 former Wildcats were on an opening-day roster, more than any other school in the country. The following listing is as of opening day.

| Name                   | Team                   |
|------------------------|------------------------|
| Eric Bledsoe           | Phoenix Suns           |
| Devin Booker           | Phoenix Suns           |
| Willie Cauley-Stein    | Sacramento Kings       |
| DeMarcus Cousins       | Sacramento Kings       |
| Anthony Davis          | New Orleans Pelicans   |
| Aaron Harrison         | Charlotte Hornets      |
| Andrew Harrison        | Memphis Grizzlies      |
| Terrence Jones         | New Orleans Pelicans   |
| Enes Kanter            | Oklahoma City Thunder  |
| Brandon Knight         | Phoenix Suns           |
| Michael Kidd-Gilchrist | Charlotte Hornets      |
| Skal Labissiere        | Sacramento Kings       |
| DeAndre Liggins        | Cleveland Cavaliers    |
| Trey Lyles             | Utah Jazz              |
| Jodie Meeks            | Orlando Magic          |
| Jamal Murray           | Denver Nuggets         |
| Nerlens Noel           | Philadelphia 76ers     |
| Patrick Patterson      | Toronto Raptors        |
| Julius Randle          | Los Angeles Lakers     |
| Rajon Rondo            | Sacramento Kings       |
| Karl-Anthony Towns     | Minnesota Timberwolves |
| Tyler Ulis             | Phoenix Suns           |
| John Wall              | Washington Wizards     |
| James Young            | Boston Celtics         |

Several former Wildcats are among the NBA league leaders in the major statistical categories. Stats are through Feb. 18. Former UK players are in **BOLD**.

#### Points Per Game

1. Russell Westbrook (Thunder) - 30.9
4. **DeMarcus Cousins (Kings) - 28.1**
5. **Anthony Davis (Pelicans) - 27.9**
14. **Karl-Anthony Towns (Timberwolves) - 23.7**
- T18. **John Wall (Wizards) - 22.9**

#### Rebounds Per Game

1. Hassan Whiteside (Heat) - 14.1
6. **Anthony Davis (Pelicans) - 12.0**
7. **Karl-Anthony Towns (Timberwolves) - 11.7**
11. **DeMarcus Cousins (Kings) - 10.7**

#### Assists Per Game

1. James Harden (Rockets) - 11.3
2. **John Wall (Wizards) - 10.6**
11. **Rajon Rondo (Bulls) - 6.5**
- T17. **Eric Bledsoe (Suns) - 6.1**

#### Blocks Per Game

- T1. Rudy Gobert (Jazz) - 2.48
- T1. **Anthony Davis (Pelicans) - 2.48**
15. **Karl-Anthony Towns (Timberwolves) - 1.46**
18. **DeMarcus Cousins (Kings) - 1.33**

#### Field-Goal Percentage

1. DeAndre Jordan (Clippers) - .694
8. **Enes Kanter (Thunder) - .563**

#### Steals Per Game

1. Draymond Green (Warriors) - 2.12
2. **John Wall (Wizards) - 2.10**

#### Double-Doubles

1. James Harden (Rockets) - 44
3. **Karl-Anthony Towns (Timberwolves) - 41**
6. **Anthony Davis (Pelicans) - 36**
- T9. **John Wall (Wizards) - 34**
- T9. **DeMarcus Cousins (Kings) - 34**

## POINTS PER POSSESSION

| Game                 | Off. PPP | Def. PPP |
|----------------------|----------|----------|
| STEPHEN F. AUSTIN    | 1.13     | 0.83     |
| CANISIUS             | 1.24     | 0.92     |
| vs. Michigan State   | 0.95     | 0.66     |
| DUQUESNE             | 1.18     | 0.75     |
| CLEVELAND STATE      | 1.23     | 0.85     |
| UT MARTIN            | 1.37     | 0.94     |
| vs. Arizona State    | 1.39     | 0.83     |
| UCLA                 | 1.11     | 1.17     |
| VALPARAISO           | 1.12     | 0.81     |
| vs. Hofstra          | 1.25     | 0.95     |
| vs. North Carolina   | 1.30     | 1.27     |
| at Louisville        | 0.96     | 1.00     |
| at Ole Miss          | 1.21     | 0.93     |
| TEXAS A&M            | 1.41     | 0.82     |
| ARKANSAS             | 1.35     | 0.99     |
| at Vanderbilt        | 1.16     | 1.08     |
| AUBURN               | 1.26     | 0.99     |
| at Mississippi State | 1.11     | 1.03     |
| SOUTH CAROLINA       | 1.21     | 0.99     |
| at Tennessee         | 1.00     | 1.02     |
| KANSAS               | 0.99     | 1.07     |
| GEORGIA              | 1.12     | 1.01     |
| at Florida           | 0.86     | 1.14     |
| LSU                  | 1.21     | 1.12     |
| at Alabama           | 0.96     | 0.83     |
| TENNESSEE            | 1.17     | 0.82     |
| at Georgia           | 1.09     | 1.03     |
| at Missouri          |          |          |
| FLORIDA              |          |          |
| VANDERBILT           |          |          |
| at Texas A&M         |          |          |

## Overall

Kentucky offensive high - 1.41 vs. TEXAS A&M  
 Kentucky offensive low - 0.86 at Florida  
 Kentucky SEC offensive high - 1.41 vs. TEXAS A&M  
 Kentucky SEC offensive low - 0.86 at Florida

Opponent offensive high - 1.27 vs. North Carolina  
 Opponent offensive low - 0.66 vs. Michigan State  
 Opponent SEC offensive high - 1.14 at Florida  
 Opponent SEC offensive low - 0.82 vs. TEXAS A&M/TENNESSEE

few hours of each other.

UK just beat out the Runnin' Rebels by mere hours, becoming the first school ever to hit a 3-pointer in 1,000 straight games with a trey at Alabama on Feb. 11. Freshman guard Malik Monk, fittingly UK's leader in 3-point field goals this season, got the Wildcats to 1,000 straight games with a 3-pointer from the right wing with 15:26 to go in the first half. UNLV would match it later in the day.

Kentucky passed UNLV for the nation's longest active streak of consecutive games with a made 3-pointer in its final game of 2015-16. UK has now knocked down at least one 3-pointer in 1,002 consecutive games. UNLV has hit one in 1,000 straight, through games on Feb. 18.

The Cats' last game without a made 3-pointer came against Seton Hall on Nov. 26, 1988 a "three-point" loss in the Great Alaska Shootout. The streak began on Nov. 28, 1998, in an 89-71 win vs. California.

The Wildcats' record during the 1,002-game streak is 773-229.

## Keep It 100

For all the offensive weapons John Calipari's teams have featured during his eight seasons at Kentucky, this squad might have the most firepower, as told by the Wildcats' 88.8 scoring average, ranked fourth in the country (as of games through Feb. 18). That number is just behind the 1995-96 team's final scoring average of 91.4, the best school mark in the shot-clock era. The school-record came during the 1970-71 season when that team averaged 95.4 points per game.

UK surpassed the Cal era record for most 100-point games in a season when it dropped 100 on Texas A&M in the SEC home opener. The previous mark was four games during the 2009-10 team. It's the most 100-point games for any UK team since the 1995-96 season when that squad posted nine games of 100 or more.

Three of this season's games came consecutively. UK logged a 101-70 win over Cleveland State on Nov. 23, followed it up with 111 points vs. UT Martin in a 111-76 victory and then dropped 115 on Arizona State in a 115-69 win. It marked the first time the Wildcats had scored 100 or more points in three straight outings since Dec. 16-23, 1977.

UK's 115 points vs. Arizona State are the most of the John Calipari era and the most since the Wildcats netted 115 vs. East Tennessee State on Dec. 30, 2002.

The Wildcats opened the SEC slate with a seven-game streak of scoring at least 85 points a game. That's the most consecutive games of 85 points or more in Southeastern Conference play since doing it eight straight times during the 1976-77 season. UK posted 80 points at Tennessee and 90 in the overtime win over Georgia to enable the Cats to have their first streak of 80-plus points in nine consecutive SEC regular-season games since the 1990-91 season. That team did it 10 straight times.

Kentucky has scored less than 70 points just three times this season.

## Sophomore Slump? Mr. Do Everything Has Other Plans

Isaiah Briscoe has provided the steady hand to complement UK's dynamic yet youthful backcourt in De'Aaron Fox and Malik Monk. The elder statesman is having a markedly improved sophomore season, and in his quest for a second consecutive Southeastern Conference championship, UK's sophomore stud has taken it up another level.

Briscoe has scored 10 or more points in 11 of the 14 league games, logged three or more rebounds in 13 of the 14, had five or more assists in seven of 14 games -- not to mention his historic triple-double against Ole Miss in the league opener. He also became the first UK player since James Young (26 points, 10 rebounds, five assists vs. Mississippi State on Jan. 8, 2014) to have at least 20 points, 10 rebounds and five assists in a single game when he did so with 23 points, 11 rebounds and eight assists vs. Georgia. Here's a look at Briscoe's improvement since his freshman year:

| 2016-17       | PPG  | RPG | APG | A/TO Ratio | FG%  | 3FG% | FT%  | SPG | MPG  |
|---------------|------|-----|-----|------------|------|------|------|-----|------|
| Nonconference | 14.8 | 4.0 | 3.7 | 1.7        | 52.2 | 30.0 | 70.9 | 1.1 | 29.5 |
| Conference    | 12.7 | 6.5 | 4.8 | 1.6        | 43.1 | 30.8 | 64.4 | 0.7 | 31.9 |

| 2015-16       | PPG  | RPG | APG | A/TO Ratio | FG%  | 3FG% | FT%  | SPG | MPG  |
|---------------|------|-----|-----|------------|------|------|------|-----|------|
| Nonconference | 10.8 | 5.6 | 3.3 | 1.3        | 48.6 | 21.1 | 47.8 | 1.3 | 31.3 |
| Conference    | 8.5  | 5.1 | 3.1 | 2.2        | 39.8 | 05.6 | 43.6 | 0.8 | 32.9 |

## UK'S RECORD VS. RANKED OPPONENTS AND AS A RANKED OPPONENT UNDER CALIPARI

|               | Opponent Rank |     |     |     |     |     |     |     |     |     |     |     |     |     |     |     |     |     |     |     |     |     |     |     |     |     |       |        |   |
|---------------|---------------|-----|-----|-----|-----|-----|-----|-----|-----|-----|-----|-----|-----|-----|-----|-----|-----|-----|-----|-----|-----|-----|-----|-----|-----|-----|-------|--------|---|
| Kentucky (RK) | 1             | 2   | 3   | 4   | 5   | 6   | 7   | 8   | 9   | 10  | 11  | 12  | 13  | 14  | 15  | 16  | 17  | 18  | 19  | 20  | 21  | 22  | 23  | 24  | 25  | RV  | NR    | TOTAL  |   |
| 1             | -             | 0-1 | 0-1 | 1-0 | 2-0 | 2-0 | -   | 2-0 | 1-0 | -   | 0-1 | -   | -   | -   | -   | 2-0 | 1-0 | 1-0 | -   | 1-0 | 3-0 | 1-0 | -   | -   | -   | 6-2 | 46-2  | 69-10  |   |
| 2             | -             | -   | -   | -   | 1-0 | 0-1 | -   | -   | -   | -   | -   | 1-0 | 1-0 | -   | 1-0 | -   | 1-0 | -   | 0-1 | -   | -   | -   | -   | -   | -   | 4-0 | 22-0  | 31-2   |   |
| 3             | -             | -   | -   | 1-0 | -   | -   | -   | -   | 0-1 | -   | -   | 1-0 | -   | -   | -   | -   | -   | -   | -   | 0-1 | -   | -   | -   | -   | -   | 1-0 | 17-0  | 20-2   |   |
| 4             | -             | 0-1 | -   | -   | -   | -   | -   | -   | -   | -   | -   | -   | -   | 1-0 | -   | -   | -   | -   | -   | -   | -   | -   | -   | -   | 1-0 | 1-0 | 6-2   | 9-3    |   |
| 5             | -             | -   | -   | -   | -   | -   | -   | -   | -   | 1-0 | -   | -   | -   | -   | -   | -   | -   | -   | -   | -   | -   | -   | -   | -   | 1-0 | -   | 6-0   | 8-0    |   |
| 6             | -             | -   | -   | -   | -   | -   | 1-0 | -   | -   | 0-1 | -   | -   | -   | -   | -   | -   | -   | -   | -   | -   | -   | -   | -   | -   | -   | -   | 6-0   | 7-1    |   |
| 7             | -             | -   | -   | -   | -   | -   | -   | -   | -   | -   | -   | -   | -   | -   | -   | -   | -   | -   | -   | -   | -   | -   | -   | -   | -   | -   | -     | -      |   |
| 8             | -             | -   | -   | -   | -   | -   | -   | -   | -   | -   | -   | -   | 1-0 | -   | -   | -   | -   | -   | -   | -   | -   | -   | -   | 0-1 | -   | 0-3 | 5-0   | 6-4    |   |
| 9             | -             | -   | -   | -   | -   | -   | -   | -   | -   | -   | -   | -   | -   | -   | -   | -   | -   | -   | -   | -   | -   | -   | -   | -   | -   | -   | 1-1   | 1-1    |   |
| 10            | -             | -   | -   | -   | -   | -   | -   | -   | -   | -   | -   | -   | -   | 0-1 | -   | -   | -   | -   | -   | -   | -   | -   | -   | -   | -   | 0-3 | 4-1   | 4-5    |   |
| 11            | 1-0           | -   | -   | -   | -   | -   | 1-0 | -   | 0-1 | -   | -   | -   | -   | -   | -   | -   | -   | 0-1 | -   | -   | -   | 2-0 | -   | -   | -   | -   | 5-1   | 9-3    |   |
| 12            | -             | -   | -   | -   | -   | -   | -   | -   | -   | -   | -   | -   | -   | -   | -   | 1-0 | -   | -   | -   | -   | -   | -   | -   | -   | -   | 1-0 | 1-1   | 3-1    |   |
| 13            | -             | -   | -   | -   | -   | -   | -   | -   | -   | -   | -   | -   | -   | -   | -   | -   | -   | -   | -   | -   | -   | -   | -   | -   | -   | -   | 6-1   | 6-1    |   |
| 14            | -             | -   | 0-1 | -   | -   | -   | -   | -   | -   | -   | -   | -   | -   | -   | -   | -   | -   | -   | -   | -   | -   | -   | -   | -   | -   | 1-1 | 7-1   | 8-3    |   |
| 15            | -             | -   | -   | -   | -   | -   | -   | -   | -   | -   | -   | 1-0 | -   | -   | -   | -   | -   | -   | -   | -   | -   | -   | -   | -   | -   | 1-0 | 3-0   | 5-0    |   |
| 16            | -             | -   | -   | -   | -   | -   | -   | -   | -   | -   | -   | -   | -   | -   | -   | -   | 1-0 | -   | -   | -   | -   | -   | -   | -   | -   | -   | 3-1   | 4-1    |   |
| 17            | -             | -   | -   | -   | -   | -   | -   | -   | -   | -   | -   | -   | -   | -   | -   | -   | -   | -   | -   | -   | -   | -   | 1-0 | -   | -   | -   | 2-2   | 3-2    |   |
| 18            | -             | -   | -   | -   | -   | 1-0 | -   | -   | -   | -   | -   | -   | -   | -   | -   | -   | -   | -   | -   | -   | -   | 0-1 | -   | -   | -   | 1-0 | 4-0   | 6-1    |   |
| 19            | -             | -   | -   | -   | -   | -   | -   | -   | -   | -   | -   | -   | -   | -   | -   | -   | -   | -   | -   | -   | -   | -   | -   | -   | -   | -   | 1-0   | 1-0    |   |
| 20            | -             | -   | -   | 0-1 | -   | -   | -   | -   | -   | -   | -   | -   | -   | -   | -   | -   | -   | -   | -   | -   | 1-0 | -   | -   | -   | -   | -   | 3-1   | 4-2    |   |
| 21            | -             | -   | -   | -   | -   | -   | -   | -   | -   | -   | -   | -   | -   | -   | -   | -   | -   | -   | -   | -   | -   | -   | -   | -   | -   | -   | -     | -      |   |
| 22            | -             | -   | -   | -   | -   | -   | -   | -   | -   | -   | -   | -   | 1-0 | -   | -   | -   | -   | -   | -   | -   | -   | -   | -   | -   | -   | 1-0 | 5-1   | 7-1    |   |
| 23            | -             | -   | -   | -   | -   | -   | -   | -   | -   | -   | -   | -   | -   | -   | -   | -   | -   | -   | -   | -   | -   | -   | -   | -   | -   | -   | 2-0   | 2-0    |   |
| 24            | -             | -   | -   | -   | -   | -   | -   | -   | -   | -   | -   | -   | -   | -   | -   | -   | -   | -   | -   | -   | -   | -   | -   | -   | -   | -   | -     | -      |   |
| 25            | 0-1           | -   | -   | -   | -   | -   | 0-1 | -   | -   | -   | -   | -   | -   | -   | -   | -   | -   | -   | -   | -   | -   | -   | -   | -   | -   | -   | 1-1   | 1-3    |   |
| RV            | 0-1           | 1-0 | -   | -   | 1-0 | -   | 1-0 | -   | -   | -   | -   | 1-0 | -   | -   | -   | -   | -   | 0-1 | -   | -   | -   | -   | -   | -   | -   | -   | 3-0   | 7-2    |   |
| NR            | -             | -   | -   | 0-1 | -   | -   | -   | -   | -   | -   | 1-0 | -   | -   | -   | -   | 1-0 | -   | -   | -   | -   | -   | -   | -   | -   | -   | -   | -     | 2-1    | - |
| TOTAL         | 1-2           | 1-2 | 0-2 | 2-2 | 4-0 | 3-1 | 3-1 | 2-0 | 1-2 | 1-1 | 1-1 | 4-0 | 3-0 | 1-1 | 1-0 | 4-0 | 3-0 | 1-3 | 0-1 | 1-1 | 4-0 | 3-0 | 1-1 | 1-1 | 1-0 | -   | Total | 222-46 |   |
|               |               |     |     |     |     |     |     |     |     |     |     |     |     |     |     |     |     |     |     |     |     |     |     |     |     |     | Total | 47-21  |   |

## Winning Big in Historic Fashion

Kentucky won its first seven games by at least 21 points. The only other team in school history to accomplish that feat was the 1947-48 team, which also ended its streak at seven games. The Wildcats' first nine wins were all by at least 21 points, the first time that's happened since the 1934-35 season.

Among the seven victories, four (Duquesne, Cleveland State, UT Martin and Arizona State) saw the Cats win by at least 31. It was the first time UK had won four consecutive games by at least 31 points since Feb. 2-8, 1954, when it won four consecutive games by that margin.

UK's current scoring margin is plus-15.6 points per game, the sixth-best mark in the country (as of games through Feb. 18). The school record scoring margin in the shot-clock era is 22.1 points per game, set by the 1995-96 national championship squad.

When Kentucky beat Ole Miss by 23 points in the Southeastern Conference opener on Dec. 29, it marked the largest victory in an SEC opener for the Wildcats since Jan. 2, 1999, when UK beat Florida by 35 points. With two more blowouts vs. Texas A&M and Arkansas, Kentucky won its first three league tilts by at least 23 points for the first time since 1953-54.

During a six-game stretch for the Wildcats things tightened up, as they didn't win a game by double digits from Jan. 24-Feb. 11. A 25-point win over Tennessee on Feb. 14, snapped the streak.

## Sharing is Caring

One of the most defining traits of John Calipari's teams and their success is their willingness to share the ball. Calipari, on an annual basis, brings in the nation's most talented players, most of whom were accustomed to taking the majority of the shots on their high school teams.

At Kentucky, to better prepare them for the next level, they learn to share -- and to prosper from it. Calipari doesn't promise shots to anyone. Instead, he preaches that as the team succeeds, everyone benefits.

Although it hit a bit of a rough stretch during a time in which the team lost three of four, this team may be his greatest example of that yet. With all the talent this team has, it has shared the ball better than any other Calipari team at Kentucky. The Wildcats have 449 assists through 27 games, 35 more than the 2009-10 team had at this point in the season. That group owns the Calipari era record for total assists with 573 by season's end. Their 1.40 assist-to-turnover ratio not only ranks 18th in the country (through games on Feb. 18), it's in the running to be the program's best mark in the shot-clock era (1.41 in 1995-96).

Three players are averaging 2.3 assists or more per game, and Kentucky's 16.6 assists per game ranks 20th in the nation (as of games through Feb. 18). The 1995-96 UK team averaged 21.8 assists per game and set the school record of 783 assists in 36 games.

Against Arizona State, the Wildcats dished out 33 assists (on 44 made field goals), the most in the Calipari era and just two off of the school record. UK also had 25 assists against Cleveland State, the fifth most in the Cal era.

Kentucky dishes out an assist on 52.5 percent of its field goals.

Over a four-game stretch from Jan. 24 to Feb. 4, of which UK lost three of them, the Wildcats averaged only 12.3 assists, including a season-low seven at Florida.

## Year of the Triple-Double?

It's funny how history works. Prior to this season, Kentucky had just one triple-double in school history, dating all the way back to the program's inception in 1903. Chris Mills pulled off the initial and only one prior to this season on Dec. 27, 1988, but for all the great players to put on the UK uniform, that was it.

Until this season.

After an almost unbelievable absence of triple-doubles, the Wildcats (De'Aaron Fox and Isaiah Briscoe) have not only ended the drought this season, they've pulled off the feat twice -- in a seven-game span.

Fox was the first. On a night of record-setting accomplishments and a collective offensive outburst from the Wildcats in a 115-69 win over Arizona State in the Bahamas, Fox posted 14 points, a career-high 11 rebounds and 10 assists in 31 minutes of play, Fox recorded just the second triple-double in school history.

Only a month later, Briscoe turned the trick with 19 points, a career-high 11 assists and 10 rebounds in a 99-73 win at Ole Miss. Briscoe had eight points, nine dimes and six boards by half.

With Briscoe's triple-double, Fox and Briscoe became the first pair of teammates in Southeastern Conference history to log triple-doubles in the same season. With the way history has worked this season, could the Wildcats make it three?

## Adebayo Providing Consistent Presence on Offense

After scoring in single digits in two of his first three career outings, freshman big man Bam Adebayo has topped double-figure scoring in 20 of 24 games. There's no question that he has been able to provide a consistent inside presence to complement UK's guard-heavy lineup. He's averaging 12.7 points per game on the season to go along with a team best 7.1 rebounds per game.

Even more impressive is his efficiency. Adebayo is utilizing a team-best .604 field-goal percentage with players attempting at least three shots a game. He's been particularly impressive of late,

making 47 of his last 71 shots over the seven games (66.2 percent). He already has 75 dunks on the season, including a career-high eight at Ole Miss. The most by a player in the John Calipari era is Anthony Davis with 92 during the 2011-12 season. Adebayo is currently averaging 2.8 dunks per game, while Davis posted 2.3 slams per outing.

## Big-Game Cal

John Calipari's teams aren't just good against the best teams in the country, they're great. Not only does Kentucky have a 47-21 record (.691) vs. Associated Press Top 25 teams, UK is 5-3 when both teams are ranked in the AP top five under Calipari.

All-time, Calipari is 11-7 when both teams are ranked in the AP top five. When both teams are ranked in the AP Top 25, Calipari's all-time record is 70-46, including a 40-18 mark at Kentucky. When both are ranked in the top 10 he has a 23-13 record, including 12-6 at UK.

## Taking Care of Business

Kentucky's 47-21 record vs. opponents ranked in the Associated Press Top 25 is impressive, but the Wildcats' ability to beat all-comers can't be overlooked. Under John Calipari, UK is 192-31 vs. unranked competition, an .861 winning percentage. The Wildcats' loss to Tennessee during the 2016-17 season was its first since falling at unranked Vanderbilt on Feb. 27, 2016.

## Kentucky Elite Under Cal

Since John Calipari took over the program in 2009-10, only Kansas has had more wins than Kentucky, and only the Jayhawks and Gonzaga have a better winning percentage. UK is 239-52 (.821) during that time span.

1. Kansas: 240-46 (.8392)
2. Gonzaga: 230-45 (.8364)
3. Kentucky: 239-52 (.8213)
4. Duke: 232-52 (.8169)
5. Wichita State: 227-52 (.8136)

*\*numbers through Feb. 18, 2017*

## Bounce Back

The Wildcats don't lose very often during the John Calipari era, but when they do, they almost always bounce back.

UK is 38-8 under Calipari following a loss. Kentucky's back-to-back losses to Kansas and Tennessee this season were its first since also losing back-to-back games at Kansas and at Tennessee in 2015-16.

The Wildcats have only lost back-to-back games eight times during the Calipari era and they've never lost three in a row with Calipari on the sidelines -- including avoiding a three-game skid despite trailing by 14 to Georgia in the first half on Jan. 31. The last time UK lost three games in a row was in February 2009 when the Wildcats dropped four straight games to end the regular season.

## Always Efficient

According to Ken Pomeroy's calculations on kenpom.com, UK's teams under John Calipari have consistently ranked among the most efficient teams in the country per possession.

| Year | Offense (Rank) | Defense (Rank) | Overall |
|------|----------------|----------------|---------|
| 2017 | 119.8 (9)      | 92.3 (13)      | 7th     |
| 2016 | 120.4 (5)      | 98.0 (53)      | 6th     |
| 2015 | 119.3 (5)      | 86.5 (2)       | 1st     |
| 2014 | 117.6 (10)     | 96.9 (41)      | 11th    |
| 2013 | 108.8 (42)     | 99.1 (129)     | 42nd    |
| 2012 | 122.9 (2)      | 88.2 (9)       | 1st     |
| 2011 | 118.1 (7)      | 90.4 (15)      | 6th     |
| 2010 | 116.1 (15)     | 86.2 (6)       | 3rd     |

*\*rankings through Feb. 18, 2017*

## A Winning Institution

Both the UK men's and women's basketball teams posted a seventh straight 20-win season in 2015-16. Kentucky is one of just three institutions (UK, BYU and Duke) in the NCAA that have seen both their men's and women's basketball programs tally 20 or more wins in the last seven consecutive seasons (not counting 2016-17).

Kentucky is once again closing in on that mark. UK's men's team already has 22 wins, while the women are at 19. Duke has already claimed an eighth-consecutive year with both the men and women registering 20 or more wins. BYU's men's team has 19 wins, while the women have 17.

## S-E-C! S-E-C! S-E-C!

Kentucky has the unquestionable reputation as the league's gold standard. Since the SEC's inception in 1932-33, the Wildcats have been the most dominant team in the league, recording a 968-270 mark (.782) in conference play. Only two other teams have won more than 700 regu-

## COMPARING THE CALIPARI ERA

A look at UK's statistics through 27 games throughout the John Calipari era ...

| Year    | FG%  | Opp. FG% | 3-Pt. FG% | FT%  | RPG  | Assists | TOs. | Blocks | Steals | Points | PPG  | Record |
|---------|------|----------|-----------|------|------|---------|------|--------|--------|--------|------|--------|
| 2016-17 | .482 | .430     | .357      | .694 | 40.4 | 449     | 321  | 152    | 174    | 2,398  | 88.8 | 22-5   |
| 2015-16 | .474 | .393     | .357      | .677 | 39.0 | 379     | 318  | 154    | 160    | 2,127  | 78.8 | 20-7   |
| 2014-15 | .469 | .342     | .342      | .704 | 38.7 | 415     | 302  | 188    | 187    | 2,017  | 74.7 | 27-0   |
| 2013-14 | .468 | .396     | .322      | .684 | 41.4 | 319     | 330  | 175    | 126    | 2,112  | 78.3 | 21-6   |
| 2012-13 | .483 | .393     | .364      | .647 | 38.2 | 387     | 357  | 196    | 164    | 2,023  | 74.3 | 19-8   |
| 2011-12 | .487 | .362     | .381      | .718 | 39.4 | 368     | 322  | 250    | 176    | 2,100  | 77.8 | 26-1   |
| 2010-11 | .463 | .388     | .396      | .717 | 38.7 | 351     | 302  | 176    | 156    | 2,097  | 77.7 | 19-8   |
| 2009-10 | .480 | .378     | .360      | .673 | 42.3 | 414     | 409  | 192    | 195    | 2,171  | 81.3 | 26-1   |

lar-season SEC games (Alabama, Tennessee), and no other team has a better winning percentage.

- UK has averaged 11.5 wins and only 3.2 losses per season in 83 seasons in the SEC
- Kentucky has won 47 SEC titles and 29 SEC Tournament championships
- The Wildcats have won 14 of the last 24 SEC Tournament titles
- UK has won at least a share of four of the last seven SEC regular-season championships under head coach John Calipari
- Kentucky has played in the championship game of the SEC Tournament in six of Calipari's seven seasons following its 2016 title

### National Attention

Kentucky basketball always garners the eyes of the country as UK routinely draws some of the highest national rating numbers on TV for college basketball games. Of course, this season has been no different.

The Wildcats' game vs. North Carolina in the CBS Sports Classic was the most watched college basketball game of the season (to that point) across any network, according to CBS. The game, which is being hailed as an all-time classic after Kentucky won a 103-100 thriller, drew a 2.4 household rating with a 5 share. In other words, 2.4 of all households with a TV set watched the game, while 5 percent of those watching TV at the time tuned in for the game.

The Kentucky-Louisville game was ESPN's best overnight (1.8) for a college basketball game this season, but that was before the Kentucky-Kansas game topped it with a 2.0 overnight rating, the highest-rated college basketball game on an ESPN network this season and the best in an SEC/Big 12 Challenge game since the series began in 2013-14.

UK's game against Michigan State in the Champions Classic saw a total live audience of 2,150,000 viewers, including a streaming audience of 67,000 average viewers -- a top-five men's regular-season streaming audience ever for ESPN.

In addition to owning some of the most-watched games this season, UK's matchup with No. 2/1 Kansas on Jan. 28 called for the return of ESPN's popular morning show College GameDay to Rupp Arena for the first time since 2013-14. Additionally, the SEC Network's Paul Finebaum Show ventured away from its Charlotte, North Carolina, studios for an appearance in Rupp Arena on Jan. 27 to preview the SEC/Big 12 Challenge.

College GameDay's visit to Rupp Arena this season marked the sixth time it has visited UK. Only Kansas and Duke have hosted more times with both welcoming the weekly show seven times. The most memorable trip was on Feb. 13, 2010, when a record 22,144 fans attended the show in John Calipari's first season at UK.

The Wildcats were also featured as a part of College GameDay for its trip to Florida. It was UK's 14th ESPN College GameDay appearance, behind only North Carolina (15).

### Hold Them to 55

Defense has always been a recipe for success for the Wildcats under John Calipari. The special ingredient: 55 points. UK is a perfect 63-0 under Calipari when holding the opponent to 55 points or fewer. The Wildcats are 141-5 under Calipari when limiting the opponent to 63 points or less. After dropping three of four games, UK "rebooted" and posted back-to-back wins over Alabama and Tennessee by limiting both opponents to 58 points.

### Kentucky Picked to Win 48th SEC Title

The Kentucky men's basketball program finds itself in familiar territory under the direction of eighth-year head coach John Calipari. UK started the season faced with the tough task of replacing more than 75 percent of its scoring and 70 percent of its rebounding from the 2015-16 team, yet a select panel of media voted the Wildcats to repeat as Southeastern Conference champions. Should Kentucky achieve that standard, it would mark the fifth regular-season title under Calipari and the program's 48th overall.

It's the 12th time since the 1998-99 season the Wildcats are the overall preseason favorite. UK was picked to win the title a season ago and did not disappoint, sharing the crown with Texas A&M. Calipari has directed his teams to regular-season SEC crowns in 2010, 2012, 2015 and 2016.

Each school selected media members that cover their team and additional media from across the nation were selected by the conference office to comprise the voting panel. Points were compiled on a 14-13-12-11-10-9-8-7-6-5-4-3-2-1 basis. Each media member also voted for two All-SEC teams.

### Forever Young

Kentucky began the 2016-17 season with two veterans in the starting lineup in senior Derek Willis and sophomore Isaiah Briscoe. However, Kentucky once again checks in as one of the youngest teams in terms of experience, according to kenpom.com. UK ranks No. 342 out of 351 in terms of experience per minute. Only Iowa, Mississippi State, Washington and Oregon State are younger among Power Five institutions.

### Keep a Watchful Eye on the Cats

Stocked full of some of the nation's top talent, a handful of Wildcats are on a number of national watch lists:

- Bam Adebayo - Kareem Abdul-Jabbar Award, Naismith Trophy, Wooden Award
- Isaiah Briscoe - Lute Olson Award
- De'Aaron Fox - Naismith Midseason Top 30, Wooden Award Late Season Top 20, Bob Cousy Award finalist, Oscar Robertson Trophy Midseason Watch List, Wayman Tisdale Award Midseason Watch List
- Malik Monk - Naismith Midseason Top 30, Wooden Award Late Season Top 20, Jerry West Award finalist, Oscar Robertson Trophy Midseason Watch List, Wayman Tisdale Award Midseason Watch List

### UK's Nonconference Schedule Loaded

According to the NCAA's calculations, the Wildcats have played the sixth-toughest nonconference strength of schedule.

UK's 13-game nonconference schedule featured eight teams that made it to a postseason tournament in 2015-16, five teams who finished the year with a top 50 RPI ranking and four nationally ranked opponents at the time of the game. Three of KenPom's top five teams from last season (North Carolina, Kansas and Michigan State) were among UK's nonconference schedule. Five of the Wildcats' nonconference opponents were ranked in the Associated Press Top 25 at the time.

The Wildcats' slate took the Wildcats as far east as the Bahamas for the second game of a two-year deal with Arizona State and as far west as Las Vegas for a matchup with North Carolina in the CBS Sports Classic.

Kentucky also traveled twice to New York, first to play Michigan State in Madison Square Garden, and then against Hofstra at the Barclays Center in Brooklyn.

All told, Kentucky's 2016-17 nonconference opponents combined for a record of 200-157 in 2015-16, a .649 winning percentage. Four teams finished the season ranked in the top 25 of the all-important RPI. Five teams started the season ranked in both the AP Top 25 and the USA Today Coaches Poll.

### 2017 Shooting Guard Hamidou Diallo Joins Wildcats

Hamidou Diallo, widely considered the top shooting guard in the class of 2017, has signed a financial aid agreement with the Kentucky men's basketball team and is enrolled in classes. He began his first semester at the University of Kentucky on Jan. 11 for the spring term after graduating in May from the Putnam Science Academy in Connecticut.

Diallo (pronounced ha-MUH-do DEE-ah-lo), a top-10 prospect in the 2017 class, is expected to practice with the team this semester and begin game competition in the 2017-18 season, though he is eligible to play in games immediately.

Diallo is the fifth prospect to sign with Kentucky out of the 2017 class, joining five-star signees Quade Green, Nick Richards and P.J. Washington, and four-star signee Shai Gilgeous-Alexander. UK can only comment on prospects who have signed national letters of intent or financial aid agreements. The next national spring signing period is in April, when UK expects to announce any additional signees.

Diallo, from Queens, New York, is Kentucky's third guard in the 2017 class. At 6-foot-5, 190 pounds, Diallo is a long and extremely athletic wing with a ton of upside. A high-flying, high-scoring guard who excels at getting to the basket, Diallo is considered an elite finisher with a potential to be a lockdown defender. Among the major recruiting services (Rivals, Scout, ESPN and 247 Sports), he is rated as high as No. 9 (247 Sports) and no lower than No. 11 (ESPN). Both 247 Sports and Scout consider him the No. 1 shooting guard in the 2017 class.

In his final season in high school, in 2015-16, Diallo led Putnam Science Academy to a 38-3 record with an appearance in the state semifinals. The two-time all-state honoree averaged 19.0 points, 6.0 rebounds and 3.0 assists in his senior season before graduating in the fall. He averaged 17.0 points and 4.0 rebounds as a junior.

Diallo's enrollment marks the second straight midyear enrollee for Calipari and Kentucky. Current redshirt freshman forward Tai Wynyard enrolled early last season.

### Best in the Bluegrass

Kentucky has been dominant against teams in the state under John Calipari. UK is 14-2 against in-state foes with Calipari at the helm, including 8-2 vs. Louisville. Two of the victories over the Cardinals came in postseason play. UK had its four-game winning streak snapped this season, but has won all four meetings played in Rupp Arena. Louisville's two wins have come by a combined six points.

Here's a list of the meetings between the state's two premier programs since Coach Cal took over at Kentucky:

- Jan. 2, 2010 - UK won 71-62 at Rupp Arena
- Dec. 31, 2010 - UK won 78-63 at KFC YUM! Center
- Dec. 31, 2011 - UK won 69-62 at Rupp Arena

## 2016-17 LINEUP COMPARISON

A breakdown of Kentucky's most used linupes, including a breakdown of each lineup's +/- statistics:

| Most Frequent Lineups                    | Total Minutes | Points For | Points Against | +/- | +/- per 40 min. |
|--|---------------|------------|----------------|-----|-----------------|
| Fox, Adebayo, Monk, Briscoe, Gabriel     | 174:32        | 392        | 293            | +99 | +22.69          |
| Fox, Adebayo, Monk, Briscoe, Willis      | 145:21        | 359        | 293            | +66 | +18.16          |
| Fox, Adebayo, Monk, Willis, Hawkins      | 46:59         | 102        | 81             | +21 | +17.88          |
| Adebayo, Monk, Briscoe, Willis, Hawkins  | 41:47         | 93         | 83             | +10 | +9.57           |
| Fox, Adebayo, Monk, Gabriel, Hawkins     | 34:35         | 73         | 49             | +24 | +27.76          |
| Fox, Monk, Briscoe, Willis, Humphries    | 33:01         | 80         | 59             | +21 | +25.44          |
| Fox, Monk, Briscoe, Humphries, Gabriel   | 31:08         | 67         | 59             | +8  | +10.28          |
| Adebayo, Monk, Briscoe, Gabriel, Hawkins | 27:23         | 49         | 57             | -8  | -11.69          |
| Fox, Adebayo, Briscoe, Willis, Hawkins   | 20:30         | 55         | 39             | +16 | +31.22          |
| Adebayo, Monk, Briscoe, Willis, Gabriel  | 17:08         | 29         | 30             | -1  | -2.33           |

- March 31, 2012 - UK won 69-61 at the Superdome (NCAA Final Four in New Orleans)
- Dec. 29, 2012 - Louisville won 80-77 at KFC YUM! Center
- Dec. 28, 2013 - UK won 73-66 at Rupp Arena
- March 28, 2014 - UK won 74-69 at Lucas Oil Stadium (NCAA Sweet 16 in Indianapolis)
- Dec. 27, 2014 - UK won 58-50 at KFC YUM! Center
- Dec. 26, 2015 - UK won 75-73 at Rupp Arena
- Dec. 21, 2016 - Louisville won 73-70 at KFC YUM! Center

### All-Time Wins Leader Returned to the Top of the Polls

Kentucky was the top team in the land according to the Associated Press Top 25 and the USA Today Coaches Poll for two consecutive weeks (Nov. 21 and 28).

UK and John Calipari have been tough to beat playing the role of the hunted:

- The Wildcats own an all-time record of 221-30 (.880) as the nation's top-ranked squad
- UK has won 66 of its last 71 contests as the AP's top team
- The Wildcats are 69-7 (.908) as the AP No. 1 team since Calipari's first year at the helm, the best record in the country by a top-ranked team during that span
- In eight seasons under Calipari, the Wildcats have reached No. 1 in six of those seasons
- Calipari is 110-12 (.902) all-time as head coach of the AP's No. 1 team
- Calipari has coached 122 career games as a No. 1 team, the fourth most in NCAA history, trailing John Wooden (228), Mike Krzyzewski (233) and Adolph Rupp (131)
- Among coaches who have owned a No. 1 ranking in at least 119 games, Calipari's winning percentage of .902 trails only Wooden (.952), and is ahead of active coaches Krzyzewski (.870) and Roy Williams (.849)
- Only Krzyzewski (193) has more wins as a No. 1 ranked coach among active NCAA Division I teams than Calipari
- Prior to the home loss vs. UCLA on Dec. 3, Kentucky had lost just twice at home as the AP top-ranked team in the history of the program and just once in Rupp Arena. Both of those losses came by just one point
- UK has been ranked No. 1 a total of 124 weeks since the AP started ranking teams during the 1948-49 season. Only UCLA (134) and Duke (129) have been atop the rankings for more weeks

### Wildcats Sign Four in Fall Signing Period for 2017

Continuing a trend that started with the arrival of head coach John Calipari, the Kentucky men's basketball program has once again put together one of the strongest recruiting classes in the country, signing four of the nation's top players during the early fall signing period. Highly rated prospects Shai Gilgeous-Alexander, Quade Green, Nick Richards and P.J. Washington have all inked national letters of intent with UK.

All four players are consensus four- or five-star prospects and all are ranked in the top 50 by the major national recruiting services. In a class stocked full of highly regarded players, national analysts are already calling UK's class one of the nation's top hauls for 2017.

In every season in the Calipari era, the Wildcats have signed either the nation's No. 1 or No. 2 recruiting class. UK looks to continue that streak with the latest additions of Gilgeous-Alexander, Green, Richards and Washington.

- Gilgeous-Alexander will come to Kentucky out of Hamilton Heights Christian Academy in Chattanooga, Tennessee. Originally from Canada, Gilgeous-Alexander was a member of the 2016 Canadian Men's U18 National Team that captured the silver medal at the 2016 FIBA Americas U18 Championship over the summer. He averaged 7.8 points, a tournament-best 5.4 assists and 3.0 steals per game, second best in the field. ESPN, Scout and 247Sports tab him a top-50, four-star prospect.
- Green is considered a five-star point guard prospect by Rivals, ESPN and Scout. ESPN ranks him as high as the No. 22 overall prospect in the class, while Rivals has him at No. 23, Scout tabs him at No. 25 and 247Sports list him at No. 31. Green, who was named the 2016 Pennsylvania Class 3A Player of the Year as a junior, was a part of the 2016 FIBA Americas U18 Championship team that won a gold medal in Chile. He averaged 18.7 points, 4.2 rebounds and 3.8 assists in leading Neumann-Goretti High School to the Pennsylvania state championship last season.
- Richards will be the second player in the Calipari era to join Kentucky out of the Patrick School in Elizabeth, New Jersey. National champion and No. 2 overall NBA Draft selection, Michael Kidd-Gilchrist was the other. Richards is ranked in the top 20 by the major recruiting services, including ESPN (No. 12), 247 Sports (No. 15), Scout (No. 17) and Rivals (No. 19). 247Sports tabs him as the second-best center in the class. He's a consensus five-star prospect.
- Washington, measured at 6-8, 229 pounds, is rated as high as No. 14 overall in the rankings by Scout. 247Sports and ESPN have him at No. 16 and Rivals tabs him No. 17. The five-star prospect is considered the top power forward in the class by Scout. Washington was a member of the 2016 USA Men's U18 National Team that won a gold medal at the 2016 FIBA Americas U18 Championship over the summer. He started all five games and averaged 10.0 points and 4.0 rebounds. Washington also represented the U.S. at the 2015 FIBA 3x3 U18 World Championship.

### Three Future Cats Named McDonald's All-Americans

The Kentucky men's basketball team's top-ranked recruiting class will be well represented during the 2017 McDonald's All-American Game in March with the selections of Quade Green, Nick Richards and P.J. Washington.

Joining an elite list that features some of the greatest players to ever play for Kentucky, incoming Wildcats Green, Richards and Washington were selected to participate in the 40th annual McDonald's All-American Game on March 29 in the United Center in Chicago.

Green, Richards and Washington will all suit up for the East team. UK can only publicize prospects who have signed a national letter of intent or a financial aid agreement. The next signing

period is in April.

With the selections of Green, Richards and Washington, UK has signed 28 players during the John Calipari era who have been named to the prestigious high school event, more than any other school in the country during that time period.

### Monk's Record Scoring Night Headlines Classic Win vs. UNC

For all the classic games the Kentucky-North Carolina series has featured, the 2016-17 matchup in Las Vegas was right up there with the best of them thanks to a record-setting scoring day from Malik Monk.

The UK freshman guard scored 47 points -- including the game-winning 3-pointer with 22 seconds to go -- to lead the Wildcats to a thrilling 103-100 victory in the CBS Sports Classic at T-Mobile Arena. Monk set all sorts of milestones with the offensive display, most notably crushing the previous UK freshman scoring record of 35 points, set by Terrence Jones (Jan. 11, 2011) and later tied by Jamal Murray (Feb. 6, 2016). Monk tied the program's all-time leading scorer, Dan Issel, for the sixth-most points ever by a Wildcat in a single game, and scored the most points by a Wildcat since Jodie Meeks recorded the single-game record of 54 points at Tennessee on Jan. 18, 2009.

On a day when both teams were at their near offensive peak -- both teams shot better than 50 percent from both the field and 3-point range -- Monk was just better than everyone else.

It was Kentucky's fourth victory in the last five games vs. North Carolina and its second win over a ranked team this season.

Noteworthy:

- Monk's 47 points are the most ever by a John Calipari-coached player in college. They are also the most in a single game by a Southeastern Conference freshman since LSU's Chris Jackson scored 55 points vs. Ole Miss on March 4, 1989, as well as the second-most points by a freshman in Division I since at least the 1996-97 season
- The 47 points tied the second most ever scored against North Carolina. It's the most since Rick Yuknus (Georgia Tech) scored 47 on Feb. 14, 1970. The record is 48 by Dick Groat on Feb. 29, 1952
- Tied for the sixth-most points in a game in school history, the 47 points are the second most ever by a Kentucky player against a nonconference opponent. Cliff Hagan scored 51 points vs. Temple on Dec. 5, 1953
- It was the first time UK has allowed 100 points in a game since losing to VMI 111-103 on Nov. 14, 2008. It was the first time Kentucky won a game in which it allowed 100 or more points since defeating Alabama 101-100 on March 1, 1979
- It was just the second time in UNC history and the first time in a regulation-length game that UNC lost a game in which it scored 100 points
- The Wildcats outrebounded the nation's No. 1 rebounding team (in terms of rebounding margin) 39-35. It was the first time in UNC's first 12 games it was outrebounded
- The game was the most watched college basketball game of the season across any network, according to CBS. It drew a 2.4 household rating with a 5 share. In other words, 2.4 of all households with a TV set watched the game, while 5 percent of those watching TV at the time tuned in for the game
- The Wildcats scored 103 points, the most Kentucky has ever scored vs. the Tar Heels in a win
- UK shot 54.1 percent from the field, marking the seventh time in 11 games the Cats had made more than half their shots
- Kentucky topped the 100-point plateau for the fourth time this season. It tied the most 100-point games in the Calipari era as the 2009-10 team also achieved the feat

### Fox Posts Triple-Double in Record Rout of Arizona State

On a night of record-setting accomplishments and a collective offensive outburst from the Wildcats in a 115-69 win over Arizona State in the Bahamas, one achievement stood out above the rest: De'Aaron Fox's triple-double.

With 14 points, a career-high 11 rebounds and 10 assists in 31 minutes of play, Fox etched his name into the Kentucky record books with just the second triple-double in school history. Chris Mills notched the first and only other triple-double for UK on Dec. 27, 1988.

Fox collected his 10th assist with 4:44 left to play to get the triple-double on a Malik Monk 3-pointer. Coincidentally, the 3-pointer and record-setting assist put the Wildcats over the 100-point mark for the third consecutive game, the first time that's happened since December of 1977. Those were just a few of numerous eye-popping stats from UK's dominating performance on Paradise Island in the Bahamas.

- The total of 115 points was the most of the Calipari era and the most since Dec. 30, 2002, when UK scored 115 in a win over East Tennessee State
- With the 46-point drubbing, this season's Wildcats joined the 1947-48 Kentucky team as the only squads in school history to win their first seven games by at least 21 points. No team in program history has ever done it eight straight times to begin the year
- Kentucky's 33 assists are the high mark of the Calipari era. The 33 assists were two off the school record and the most since setting the school record with 35 on March 14, 1996, vs. San Jose State
- The Wildcats took more shots (84) than they ever have under Calipari thanks to the blazing pace of play
- and tied the Calipari-era mark for the most rebounds in a game
- The 59 rebounds tied Calipari-era mark for the most rebounds in a game
- The last time UK won four consecutive games by at least 31 points was February 1954

### Wins vs. Losses

In most all of sports it's easy to pinpoint areas of improvement in losses versus a team's wins. The 2016-17 edition of the Kentucky Wildcats is no different. Here's a look at some of the key stats in wins compared with those same stats in losses.

| Result | FG%  | Opp. FG% | 3-Pt. FG% | Opp 3-Pt. FG% | FT%  | RPG  | APG  | TOPG | BPG | SPG | PPG  |
|--------|------|----------|-----------|---------------|------|------|------|------|-----|-----|------|
| Wins   | .497 | .418     | .369      | .296          | .701 | 41.5 | 17.6 | 11.6 | 5.8 | 6.5 | 91.7 |
| Losses | .414 | .484     | .306      | .391          | .667 | 35.6 | 12.2 | 13.2 | 4.8 | 6.2 | 76.2 |

## UK Leads Nation with 24 Players on NBA Opening-Day Rosters

The Kentucky men's basketball team, the nation's most prolific NBA player-producing program, once again leads the country with 24 players on an opening-day NBA roster. Duke came in second with 19.

Of the 449 players in the NBA to start the 2016-17 season, approximately 5.35 percent played college basketball at UK. Kentucky's NBA dominance is best represented in Phoenix and Sacramento, where a combined seven Wildcats now play at the highest level of the game.

Eric Bledsoe, Devin Booker, Brandon Knight and Tyler Ulis are all part of the 2016-17 Phoenix Suns roster, while former UK stars Willie Cauley-Stein, DeMarcus Cousins and Skal Labissiere call Sacramento their home. Two other franchises – the Charlotte Hornets (Aaron Harrison, Michael Kidd-Gilchrist) and the New Orleans Pelicans (Anthony Davis and Terrence Jones) – opened the season with two Wildcats apiece.

Using figures compiled by spotrac.com, Kentucky players' current contracts alone are valued at more than \$659 million. Calipari-coached players only (which includes Derrick Rose and Tyreke Evans but not Jodie Meeks or Rajon Rondo) have nearly \$751 million in current contracts. In just the 2016-17 season alone, UK players are slated to make more than \$172 million. Calipari-coached players only will make more than \$183 million. Over the course of their careers, Calipari players have generated approximately \$1.2 billion in total NBA contracts.

The UK players aren't just making the NBA either; they're among the league's best players. The Wildcats are among the league leaders in every major statistical category.

Among the standout performances this season:

- Davis began the season with a 50-point, 15-rebound performance followed by a 45-point, 17-rebound day. According to ESPN Stats & Info, he was the first player to score at least 90 points in the first two games of a season since Michael Jordan (91 in 1986-87)
- In late November, Cousins posted four straight games with at least 30 points, marking the longest such streak by a Kings player since Chris Webber in 2001
- Karl-Anthony Towns posted 47 points and 18 rebounds vs. the New York Knicks on Nov. 30. According to ESPN Stats & Info (at the time), the last six 40-point, 15-rebound games in the NBA were by Kentucky bigs. That streak has since been broken
- Davis had a string of five straight 20-point, 15-rebound performances in late December through early January, making him one of just four players to have done that in the last 30 years, according to ESPN
- John Wall was named the NBA Eastern Conference Player of the Month for December after leading the Eastern Conference in assists (10.7 apg) and steals (2.67 spg) in addition to 24.5 points per game for the month of December
- On Jan. 3, Julius Randle recorded his second triple-double of the season and the third of his career. He and the great Magic Johnson are the only players in Lakers history to record triple-doubles prior to the age of 22
- Booker posted back-to-back 39-point performances vs. Dallas and San Antonio. According to basketball-reference.com, he is the youngest player in NBA history with three 39-point games as well as the youngest player in NBA history to log back-to-back 39-point games. In the game vs. the Mavericks, Booker scored 28 of his 39 points in the fourth quarter, the highest scoring output by a player in a single quarter in Suns franchise history
- Bledsoe posted three games of 40 points or more in a six-game stretch in late January and early February
- Cousins became the fourth player in the NBA this season to have scored at least 45 points and grabbed at least 15 rebounds in a single game when he posted 46 points, 15 rebounds and five assists vs. the Philadelphia 76ers on Jan. 30. Two of other players are Davis and Towns
- In a head-to-head matchup on Feb. 10, Davis posted 42 points and 13 rebounds while Towns had 36 points and eight boards. According to the Elias Sports Bureau, the last time two players who went to the same college scored 78 or more points in the same NBA game was on April 11, 2014, when Florida's Corey Brewer (51) and Chandler Parsons (27) combined to score 78 points
- Jamal Murray stole the show at the BBVA Rising Stars Challenge at NBA All-Star weekend with a game-high 36 points, 11 assists and nine 3-pointers en route to MVP honors. His 36 points were the fourth most in the history of the game. Murray scored 27 points in the second half
- Davis set an All-Star Game scoring record with 52 points in addition to 10 rebounds to win MVP. The record 52 points easily surpassed Wilt Chamberlain's previous mark of 42 points set in 1962. Davis became the second player from Kentucky to win MVP honors at the NBA All-Star Game, joining Adrian "Odie" Smith (1966)

## All-Americans Play at Kentucky

Three different Wildcats -- all freshmen -- were named to at least one preseason All-America Team.

Bam Adebayo was tabbed a preseason second-team All-American by CBSSports.com and a third-team selection by College Basketball Talk. De'Aaron Fox was named a second-team All-American by Sporting News, and Malik Monk was a third-team pick by CBSSports.com.

Of course, those honors are just preseason, but UK has a track record of All-America honors, especially under John Calipari. Ten different Wildcats have earned All-America honors by one of the NCAA-recognized teams under Calipari.

## Four Cats Selected to Preseason All-SEC Teams

Four players were selected to the preseason All-SEC squads by both the league's coaches and the Associated Press.

Freshmen Bam Adebayo and De'Aaron Fox were picked to the first team, while sophomore Isaiah Briscoe and freshman Malik Monk were tabbed to the second team.

Arkansas senior forward Moses Kingsley was tabbed the preseason pick for the league's player of the year award by the AP. The league's coaches do not pick a preseason player of the year.

## Justus Moves to Assistant Coach Role; Robic Special Assistant

Joel Justus, who joined Kentucky two seasons ago as the director of analytics and then special assistant to the head coach, moved to one of the three assistant coaching positions for the 2016-17 season. John Robic, who has served as an assistant to Calipari at three different schools since the late 1980s, moved into the special assistant to the head coach role prior to start of practices in late September.

"I feel I have the best staff of people who surround me in the country," John Calipari said at the time of the announcement. "All are strong in areas that I'm weak. All of them understand that the relationships with our current players and working with them every single day to help them get

better is the key to their success and this program. No one should look at this in any other way than me trying to shuffle our staff to put them in the best positions to succeed personally and for them to help our program remain the gold standard.

"Kenny (Payne), Tony (Barbee) and I will continue to work on putting the best incoming classes that we can together with young people who want Kentucky as bad as we want them and who understand that the program isn't for everyone. By putting Joel where he is and having him focus on who we need to hone in on, we'll be more prepared than we've ever been, which is scary. Robes will continue to focus on his strength of making us the most well-prepared team in the country and putting our kids in positions to succeed."

## #BBN Sets Crowd Roar World Record

Kentucky fans have long been known for being among the loudest anywhere. Now they have the world record to prove it.

With a representative from the Guinness Book of World Records in attendance at the UK-Kansas game, the crowd at Rupp Arena set a world record for the loudest indoor crowd roar when it was measured at 126.4 decibels just before tipoff.

UK Athletics and UK HealthCare's Markey Cancer Center joined forces to encourage fans to #TurnUpRupp and break the previous indoor crowd roar record, which was set by the Sacramento Kings in November 2013. The crowd roar was gauged by natural noise such as cheering and clapping only. No digital or artificial noise was allowed.

The record was short-lived as UK's opponent that day, Kansas, went on to break the record on Feb. 13 against West Virginia.

## Keith Bogans Named 2017 SEC Legend

Former Kentucky men's basketball All-American Keith Bogans will represent the Wildcats as a member of the 2017 Southeastern Conference Legends at the SEC Tournament in Nashville, Tennessee. Former greats from all 14 SEC member institutions will be honored at the league tournament, March 8-12 in Bridgestone Arena. Bogans will be honored at halftime of UK's first game of the tournament.

Bogans, a four-year letterwinner from 2000-03, ended his career as one of the program's most prolific scorers. He finished fourth all-time among UK's all-time scorers with 1,923 career points. The 6-foot-5 guard averaged 11.6 points or more in all four seasons at Kentucky, including 17.0 in his sophomore season and 15.7 during his senior campaign.

During the 2002-03 season in which Bogans led the Cats to an SEC regular-season and tournament title, he was named an All-American by the National Association of Basketball Coaches, the Associated Press, the Sporting News and the Basketball Times. He was also the SEC Tournament MVP as a senior.

Bogans was a three-time All-SEC selection, earning first-team honors in 2003, second-team accolades in 2001 and as a member of the All-Freshman Team in 2000. He was also the league's MVP of the tournament in 2003.

Drafted 43rd overall by the Milwaukee Bucks in 2003, Bogans went on to have a successful 11-year NBA career.

## Chuck Hayes Inducted into UK Athletics Hall of Fame

Chuck Hayes was inducted into the UK Athletics Hall of Fame as a member of the 2016 class in October.

A fan favorite for relentless defense and tenacious rebounding, he was named the 2005 Southeastern Conference Defensive Player of the Year and still ranks seventh in career rebounds with 910 in program history. He led the team to the 2005 SEC regular-season championship and was a key member on the 2003 and 2004 SEC Tournament titles.

## Cousins Wins First Olympic Gold Medal with USA Basketball

Snatching up what seemed like every rebound, former Wildcat DeMarcus Cousins also hauled in the first Olympic gold medal of his career with a strong performance in the championship game of the 2016 Olympics.

With a gold medal on the line, Cousins saved his best for last for USA Basketball. Coming off the bench for a third straight game, Cousins set the tempo early by dominating the paint, sparking Team USA to a 40-15 first-half run, and ultimately to a 96-66 rout of Serbia.

Cousins played as well as he has all tournament, posting 13 points and a game-high 15 rebounds for his third double-digit scoring game of the Olympics. He had 11 points and 12 rebounds by halftime.

The 6-foot-11 forward, who was drafted fifth overall in 2010 after a sensational freshman season at Kentucky, averaged 9.1 points and 5.8 rebounds in eight games at the Olympics. He shot 61.4 percent from the floor, only shooting less than 50 percent in one game during the run.

Cousins is the 10th Wildcat all-time to compete in the Olympics and win a gold medal (not counting Sam Bowie, who was awarded a medal by President Jimmy Carter after the United States boycotted the 1980 Moscow Games), tied with North Carolina and UCLA for the most among all colleges. Cousins is also the third former UK player in a row to win a gold medal. Anthony Davis captured the gold at the last Olympics, in 2012, and Tayshaun Prince was a part of the 2008 gold-medal team. Cousins is the second John Calipari player to win a gold medal, joining Davis.

## UK'S RECORD WHEN

| KENTUCKY RECORD                | ALL  | SEC  |
|--------------------------------|------|------|
| Leading at halftime:           | 21-2 | 11-0 |
| Tied at the half:              | 1-0  | 1-0  |
| Trailing at halftime:          | 0-3  | 0-2  |
| Shoot 50% or higher:           | 14-0 | 7-0  |
| Shoot less than 50%:           | 8-5  | 5-2  |
| Shoot higher % than opp.:      | 17-0 | 7-0  |
| Shoot lower % than opp.:       | 5-5  | 5-2  |
| Opp. shoot worse than 50%:     | 18-3 | 9-2  |
| Opp. shoot 50% or higher:      | 4-2  | 3-0  |
| Score less than 60 points:     | 0-0  | 0-0  |
| Score 60-69 points:            | 2-1  | 1-1  |
| Score 70-79 points:            | 0-2  | 0-0  |
| Score 80-89 points:            | 7-1  | 5-1  |
| Score 90-99 points:            | 8-1  | 5-0  |
| Score 100+ points:             | 5-0  | 1-0  |
| Opp. score less than 60 pts.:  | 5-0  | 3-0  |
| Opp. score 60-69 pts.:         | 5-0  | 1-0  |
| Opp. score 70-79 pts.:         | 7-2  | 4-0  |
| Opp. score 80-89 points:       | 4-2  | 4-2  |
| Opp. score 90-99 points:       | 0-1  | 0-0  |
| Opp. score 100+ points:        | 1-0  | 0-0  |
| Outrebounded opponent:         | 18-2 | 11-1 |
| Outrebounded by opponent:      | 4-3  | 1-1  |
| Equal number of rebounds:      | 0-0  | 0-0  |
| Fewer turnovers than opp.:     | 15-3 | 6-1  |
| Same turnovers as opp.:        | 2-0  | 2-0  |
| More turnovers than opp.:      | 5-2  | 4-1  |
| Make 8 or more 3-pointers:     | 11-2 | 7-0  |
| Make 7 or fewer 3-pointers:    | 11-3 | 5-2  |
| Games decided by 5 or fewer:   | 2-3  | 1-1  |
| Overtime games:                | 1-0  | 1-0  |
| On CBS:                        | 2-1  | 1-0  |
| On ESPN/ESPN2/ESPNU:           | 16-4 | 11-2 |
| On Fox Sports1:                | 0-0  | 0-0  |
| On SEC Network/(+):            | 4-0  | 0-0  |
| On FSN:                        | 0-0  | 0-0  |
| vs. SEC at Home:               | 7-0  | 7-0  |
| vs. SEC on Road:               | 5-2  | 5-2  |
| Games vs. AP ranked opp.:      | 3-4  | 1-1  |
| Games following a loss:        | 4-1  | 3-0  |
| Games following a win:         | 17-4 | 9-2  |
| More points in the paint:      | 13-1 | 5-0  |
| Fewer/same pts in the paint:   | 9-4  | 7-2  |
| More bench points than opp.:   | 13-3 | 8-1  |
| Fewer or same bench pts.:      | 9-2  | 4-1  |
| More 2nd-chance points:        | 14-2 | 8-1  |
| Fewer or same 2nd-chance pts.: | 8-3  | 4-1  |
| More or same points off TOs:   | 19-2 | 10-0 |
| Fewer points off TOs:          | 3-3  | 2-2  |
| On Monday:                     | 1-0  | 0-0  |
| On Tuesday:                    | 7-1  | 6-1  |
| On Wednesday:                  | 2-1  | 0-0  |
| On Thursday:                   | 1-0  | 1-0  |
| On Friday:                     | 2-0  | 0-0  |
| On Saturday:                   | 6-3  | 5-1  |
| On Sunday:                     | 3-0  | 0-0  |
| In November:                   | 7-0  | 0-0  |
| In December:                   | 4-2  | 1-0  |
| In January:                    | 7-1  | 7-0  |
| In February:                   | 4-1  | 4-1  |
| In March:                      | 0-0  | 0-0  |
| In April:                      | 0-0  | 0-0  |

## WIN/LOSS MARGIN

| MARGIN | W  | L |
|--------|----|---|
| 1      |    |   |
| 2      |    | 1 |
| 3      | 1  | 1 |
| 4      |    |   |
| 5      | 1  | 1 |
| 6      | 1  | 1 |
| 7      | 2  |   |
| 8      |    |   |
| 9      | 2  |   |
| 10     |    |   |
| 11-15  |    |   |
| 16-20  | 2  |   |
| 21+    | 13 | 1 |

## MISCELLANEOUS STATS

| Times Led       |      |       |        |       |       | Games With |         |          |         |        |        |        |          |           |  |
|-----------------|------|-------|--------|-------|-------|------------|---------|----------|---------|--------|--------|--------|----------|-----------|--|
| Player          | Pts. | Rebs. | Assts. | Stls. | Blks. | 10+ Pts    | 20+ Pts | 10+ Rebs | 3+Assts | 3+Blks | 3+Stls | 3+ 3's | Dbl-Dbls | Career DD |  |
| 0-Fox           | 7    | 2     | 15     | 14    | 1     | 22         | 7       | 1        | 21      | -      | 5      | -      | 4        | 4         |  |
| 1-Killeya-Jones | -    | -     | -      | -     | 3     | 1          | -       | -        | -       | -      | -      | -      | -        | -         |  |
| 3-Adebayo       | 1    | 12    | -      | 5     | 14    | 21         | 2       | 4        | 1       | 6      | 2      | -      | 3        | 3         |  |
| 5-Monk          | 18   | 1     | 2      | 8     | 2     | 27         | 15      | -        | 9       | 1      | 4      | 15     | -        | -         |  |
| 10-David        | -    | -     | -      | -     | -     | -          | -       | -        | -       | -      | -      | -      | -        | -         |  |
| 11-Mulder       | -    | 1     | -      | -     | 1     | 4          | -       | -        | -       | -      | -      | 4      | -        | -         |  |
| 13-Briscoe      | 3    | 8     | 11     | 6     | 1     | 21         | 5       | 4        | 19      | -      | 2      | 1      | 4        | 6         |  |
| 14-Wynyard      | -    | -     | -      | -     | -     | -          | -       | -        | -       | -      | -      | -      | -        | -         |  |
| 15-Humphries    | -    | 3     | -      | 1     | 5     | -          | -       | -        | -       | 1      | 1      | -      | -        | -         |  |
| 20-Calipari     | -    | -     | -      | -     | 1     | -          | -       | -        | -       | -      | -      | -      | -        | -         |  |
| 25-Hawkins      | -    | -     | 2      | 2     | -     | 1          | -       | -        | 8       | -      | -      | -      | -        | -         |  |
| 30-Pulliam      | -    | -     | -      | -     | -     | -          | -       | -        | -       | -      | -      | -      | -        | -         |  |
| 32-Gabriel      | 1    | 4     | -      | 2     | 11    | 7          | 1       | 2        | 2       | 3      | 1      | 3      | 1        | 1         |  |
| 35-Willis       | 1    | 4     | -      | 2     | 7     | 9          | -       | 1        | 2       | 1      | -      | 4      | -        | 2         |  |

## STARTING LINEUPS

| Rcord | Guard   | Guard | Guard   | Forward | Forward   |
|-------|---------|-------|---------|---------|-----------|
| 15-4  | Fox     | Monk  | Briscoe | Gabriel | Adebayo   |
| 4-0   | Fox     | Monk  | Briscoe | Willis  | Adebayo   |
| 1-0   | Fox     | Monk  | Hawkins | Willis  | Adebayo   |
| 1-0   | Fox     | Monk  | Hawkins | Gabriel | Adebayo   |
| 1-0   | Briscoe | Monk  | Willis  | Adebayo | Humphries |
| 0-1   | Briscoe | Monk  | Hawkins | Gabriel | Adebayo   |

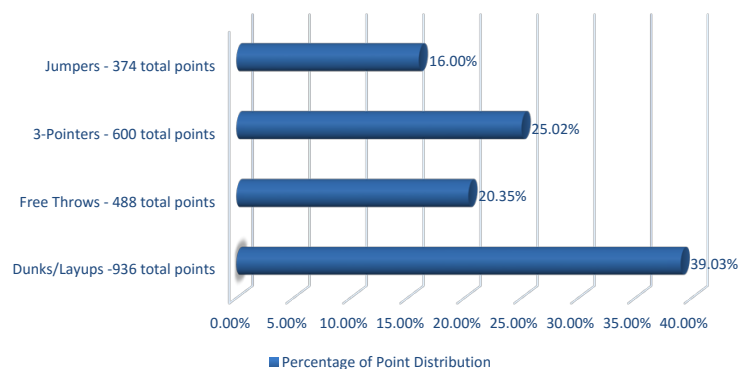
## TRACKING THE CATS

| Player          | Games With    |                |                           | Total                         |
|-----------------|---------------|----------------|---------------------------|-------------------------------|
|                 | Charges Drawn | UK's First Sub | Traditional 3-Point Plays | Clutch FT-FTA (Last 5:00/OT)* |
| 0-Fox           | 1             | 1              | 15                        | 15-18 (.833)                  |
| 1-Killeya-Jones | -             | -              | 1                         | 0-0 (.000)                    |
| 3-Adebayo       | -             | -              | 6                         | 12-18 (.667)                  |
| 5-Monk          | 1             | -              | 9                         | 19-25 (.760)                  |
| 10-David        | -             | -              | -                         | 0-0 (.000)                    |
| 11-Mulder       | -             | -              | 1                         | 0-0 (.000)                    |
| 13-Briscoe      | 7             | -              | 10                        | 9-12 (.750)                   |
| 14-Wynyard      | -             | -              | -                         | 0-0 (.000)                    |
| 15-Humphries    | -             | 6              | 2                         | 0-0 (.000)                    |
| 20-Calipari     | -             | -              | -                         | 0-0 (.000)                    |
| 25-Hawkins      | 6             | 6              | 3                         | 0-0 (.000)                    |
| 30-Pulliam      | -             | -              | -                         | 0-0 (.000)                    |
| 32-Gabriel      | 8             | 5              | 2                         | 0-0 (.000)                    |
| 35-Willis       | -             | 15             | 2                         | 1-2 (.500)                    |

\*single-digit game with 5:00 to play or OT

## HOW THE CATS ARE SCORING

## Percentage of Point Distribution



## TEAM'S FAST FACTS

|                             |       |
|-----------------------------|-------|
| Shooting Percentage:        | .482  |
| Avg. Assists Per Game:      | 16.6  |
| Points Off Turnovers Avg.:  | 19.0  |
| Second-Chance Points Avg.:  | 13.4  |
| Points in the Paint Avg.:   | 40.2  |
| Fast Break Points Avg.:     | 12.3  |
| Bench Points Avg.:          | 21.4  |
| Points Per Possession Avg.: | 1.160 |
| Avg. Time of Possession:    | 14.7  |

## HOW UK SCORED ITS FIRST POINTS

| PLAYER          | DUNK/LAYUP | JUMPER | 3PT | FT |
|-----------------|------------|--------|-----|----|
| 0-Fox           | 4          | 1      | 1   | 2  |
| 1-Killeya-Jones |            |        |     |    |
| 3-Adebayo       | 1          |        |     | 1  |
| 5-Monk          | 1          | 4      |     |    |
| 10-David        |            |        |     |    |
| 11-Mulder       |            |        |     |    |
| 13-Briscoe      | 3          |        | 1   | 2  |
| 14-Wynyard      |            |        |     |    |
| 15-Humphries    |            |        |     |    |
| 20-Calipari     |            |        |     |    |
| 25-Hawkins      |            |        |     |    |
| 30-Pulliam      |            |        |     |    |
| 32-Gabriel      | 2          | 2      | 1   |    |
| 35-Willis       |            | 1      |     |    |

## GAME-BY-GAME LEADERS

| Date  | Opponent                            | Result        | Points        | Rebounds        | Blocks            | Steals        | Assists       |
|-------|-------------------------------------|---------------|---------------|-----------------|-------------------|---------------|---------------|
| 10/30 | Clarion #                           | W, 108-51     | Monk - 15     | Adebayo - 14^   | Willis - 2^       | Two with 4^   | Briscoe - 11^ |
| 11/6  | Asbury #                            | W, 156-63     | Fox - 25^     | Humphries - 12^ | Killea-Jones - 4^ | Two with 4^   | Two with - 7^ |
| 11/11 | STEPHEN F. AUSTIN                   | W, 87-64      | Briscoe - 17^ | Humphries - 8   | Two with 3^       | Two with 3^   | Fox - 12^     |
| 11/13 | CANISIUS                            | W, 93-69      | Two with 21 ^ | Adebayo - 11^   | Adebayo - 3^      | Hawkins - 2   | Fox - 3^      |
| 11/15 | vs. #13 Michigan State <sup>1</sup> | W, 69-48      | Monk - 23^    | Two with 6      | Two with 2        | Gabriel - 3^  | Fox - 6^      |
| 11/20 | DUQUESNE                            | W, 93-59      | Fox - 16^     | Adebayo - 8     | Three with 2^     | Briscoe - 4^  | Fox - 6^      |
| 11/23 | CLEVELAND STATE                     | W, 101-70     | Monk - 23     | Gabriel - 10^   | Six with 1^       | Two with 2^   | Fox - 11^     |
| 11/25 | UT MARTIN                           | W, 111-76     | Monk - 26^    | Adebayo - 12^   | Humphries - 2^    | Fox - 3^      | Hawkins - 9^  |
| 11/28 | vs. Arizona State <sup>2</sup>      | W, 115-69     | Monk - 23^    | Fox - 11^       | Adebayo - 3^      | Briscoe - 3^  | Fox - 10^     |
| 12/3  | #11 UCLA                            | L, 97-92      | Monk - 24^    | Adebayo - 13^   | Adebayo - 4^      | Monk - 5^     | Fox - 9^      |
| 12/7  | VALPARAISO                          | W, 87-63      | Adebayo - 16  | Three with 7    | Gabriel - 3^      | Briscoe - 2   | Fox - 5^      |
| 12/11 | vs. Hofstra <sup>3</sup>            | W, 96-73      | Monk - 18^    | Willis - 8^     | Three with 2^     | Willis - 2^   | Briscoe - 6^  |
| 12/17 | vs. #7 North Carolina <sup>4</sup>  | W, 103-100    | Monk - 47^    | Two with 7^     | Two with 1^       | Fox - 2^      | Fox - 10^     |
| 12/21 | at #10 Louisville                   | L, 73-70      | Fox - 21      | Two with 9^     | Two with 2^       | Fox - 2^      | Two with 3    |
| 12/29 | at Ole Miss                         | W, 99-76      | Monk - 34^    | Briscoe - 10    | Adebayo - 3^      | Two with 3^   | Briscoe - 11^ |
| 1/3   | TEXAS A&M                           | W, 100-58     | Monk - 26^    | Humphries - 6^  | Adebayo - 3^      | Adebayo - 3^  | Briscoe - 7^  |
| 1/7   | ARKANSAS                            | W, 97-71      | Fox - 27^     | Briscoe - 8^    | Two with 2^       | Three with 1^ | Fox - 6^      |
| 1/10  | at Vanderbilt                       | W, 87-81      | Briscoe - 23^ | Three with 7    | Gabriel - 1^      | Two with 1^   | Briscoe - 5^  |
| 1/14  | AUBURN                              | W, 92-72      | Monk - 24^    | Gabriel - 16^   | Adebayo - 3^      | Three with 1^ | Monk - 6^     |
| 1/17  | at Mississippi State                | W, 88-81      | Fox - 21      | Gabriel - 8^    | Gabriel - 3^      | Briscoe - 2   | Fox - 5^      |
| 1/21  | #24/24 S. CAROLINA                  | W, 85-69      | Monk - 27     | Willis - 7^     | Humphries - 2^    | Hawkins - 7^  | Adebayo - 2^  |
| 1/24  | at Tennessee                        | L, 82-80      | Monk - 25^    | Briscoe - 14^   | Three with 3      | Fox - 2       | Briscoe - 5   |
| 1/28  | #2/1 KANSAS                         | L, 79-73      | Two with 18   | Two with 8      | Willis - 2^       | Two with 2^   | Briscoe - 6^  |
| 1/31  | GEORGIA                             | W, 90-81 (OT) | Monk - 37^    | Briscoe - 11    | Monk - 3^         | Monk - 3^     | Briscoe - 8^  |
| 2/4   | at #24/23 Florida                   | L, 88-66      | Fox - 19      | Adebayo - 7     | Three with 1      | Adebayo - 4^  | Briscoe - 3   |
| 2/7   | LSU                                 | W, 92-85      | Two with 23   | Adebayo - 9^    | Two with 1^       | Fox - 3^      | Fox - 6^      |
| 2/11  | at Alabama                          | W, 67-58      | Monk - 17     | Briscoe - 11^   | Gabriel - 3^      | Three with 2^ | Briscoe - 4^  |
| 2/14  | TENNESSEE                           | W, 83-58      | Monk - 20^    | Adebayo - 12^   | Gabriel - 2^      | Three with 2^ | Two with 6^   |
| 2/18  | at Georgia                          | W, 82-77      | Two with 16   | Willis - 12^    | Adebayo - 2^      | Monk - 3^     | Two with 5^   |
| 2/21  | at Missouri                         |               |               |                 |                   |               |               |
| 2/25  | FLORIDA                             |               |               |                 |                   |               |               |
| 2/28  | VANDERBILT                          |               |               |                 |                   |               |               |
| 3/4   | at Texas A&M                        |               |               |                 |                   |               |               |

^ - Game Leader

Times Led  
PointsTimes Led  
ReboundsTimes Led  
BlocksTimes Led  
StealsTimes Led  
Assists

1 - New York (Champions Classic)  
 2 - Bahamas  
 3 - Brooklyn, N.Y.  
 4 - Las Vegas (CBS Sports Classic)  
 \* - SEC Tournament (Nashville, Tenn.)  
 + - NCAA Tournament (Des Moines, Iowa)  
 # - exhibition contest

Monk - 18  
 Fox - 7  
 Briscoe - 3  
 Adebayo - 1  
 Gabriel - 1  
 Willis - 1

Adebayo - 12  
 Briscoe - 8  
 Gabriel - 4  
 Willis - 4  
 Humphries - 3  
 Fox - 2  
 Monk - 1  
 Mulder - 1  
 Adebayo - 14  
 Gabriel - 11  
 Willis - 7  
 Humphries - 5  
 Killea-Jones - 3  
 Monk - 2  
 Briscoe - 1  
 Calipari - 1  
 Fox - 1  
 Mulder - 1

Fox - 14  
 Monk - 8  
 Briscoe - 6  
 Adebayo - 5  
 Gabriel - 2  
 Hawkins - 2  
 Willis - 2  
 Humphries - 1

Fox - 15  
 Briscoe - 11  
 Hawkins - 2  
 Monk - 2



## THE LAST TIME ...

## INDIVIDUALS

## SCORING

**Scored 25 points:** Malik Monk (37) vs. Georgia, 1/31/17

**Scored 30 points:** Malik Monk (37) vs. Georgia, 1/31/17

**Scored 35 Points:** Malik Monk (37) vs. Georgia, 1/31/17

**Scored 40 points:** Malik Monk (47) vs. North Carolina, 12/17/16

**Scored 45 points:** Malik Monk (47) vs. North Carolina, 12/17/16

**Scored 50 points:** Jodie Meeks (54) at Tennessee, 1/13/09

**Two players had 20 points:** Malik Monk (23), Wenyen Gabriel (23) vs. LSU, 2/7/17

**Three players had 20 points:** DeMarcus Cousins (27)/John Wall (21)/Patrick Patterson (20) vs. Sam Houston State, 11/19/09

**Two players had 30 points:** Patrick Patterson (33) and Jodie Meeks (32) vs. Tennessee State, 12/22/08

**Scored 20 points in two straight games:** Malik Monk (2) 1/21/17 - 1/24/17

**Scored 20 points in six straight games:** Malik Monk (4) 11/23/16 - 12/3/16

**Scored 20 points in four straight games:** Malik Monk (4) 11/23/16 - 12/3/16

**Scored 20 points in five straight games:** Jamal Murray (12) 2/2/16 - 3/12/16

**Scored 20 points in six straight games:** Jamal Murray (12) 2/2/16 - 3/12/16

**Scored 20 points in seven straight games:** Jamal Murray (12) 2/2/16 - 3/12/16

**Scored 20 points in eight straight games:** Jamal Murray (12) 2/2/16 - 3/12/16

**Scored 20 points in nine straight games:** Jamal Murray (12) 2/2/16 - 3/12/16

**Scored 20 points in 10 straight games:** Jamal Murray (12) 2/2/16 - 3/12/16

**Scored 20 points in 11 straight games:** Jamal Murray (12) 2/2/16 - 3/12/16

**Scored 20 points in 12 straight games:** Jamal Murray (12) 2/2/16 - 3/12/16

**Scored 20 points in 15 straight games:** Dan Issel (18) 12/1/69 - 2/7/70

**Scored 25 points in three straight games:** Tayshaun Prince (3) 3/11/01-3/17/01

**Scored 30 points in two straight games:** Jodie Meeks vs. Appalachian State (46) 12/20/08; vs. Tennessee State (32) 12/22/08

**Scored 30 points in three straight games:** Dan Issel (6) 2/14/70 - 3/2/70

**Scored in double figures in 10 straight games:** Malik Monk (27) 11/11/16-2/18/17

**Scored in double figures in 15 straight games:** Malik Monk (27) 11/11/16-2/18/17

**Scored in double figures in 20 straight games:** Malik Monk (27) 11/11/16-2/18/17

**Scored in double figures in 25 straight games:** Malik Monk (27) 11/11/16-2/18/17

**Scored in double figures in 30 straight games:** Jamal Murray (34) 11/17/15 - 3/19/16

**Scored in double figures in 33 straight games:** Jamal Murray (34) 11/17/15 - 3/19/16

**Scored in double figures in 34 straight games:** Jamal Murray (34) 11/17/15 - 3/19/16

**Scored in double figures in 35 straight games:** Kenny Walker (36) 11/14/85 - 3/22/86

**Five players scored in double figures:** Malik Monk (20), Derek Willis (16), De'Aaron Fox (13), Isaiah Briscoe (12), Dominique Hawkins (10) vs. Tennessee, 2/14/17

**Six players scored in double figures:** Malik Monk (23), Isaiah Briscoe (20), De'Aaron Fox (14), Bam Adebayo (12), Derek Willis (11), Wenyen Gabriel (10) vs. Arizona State, 11/28/16

**Seven players scored in double figures:** Randolph Morris (17), Kelenna Azubuike

(15), Patrick Sparks (14), Chuck Hayes (12), Rajon Rondo (11), Ravi Moss (10) and Ramel Bradley (10) vs. Mississippi State 2/19/05,

**Four players with 15 or more points:** Malik Monk (26), De'Aaron Fox (16), Bam Adebayo (15), Wenyen Gabriel (15) vs. UT Martin, 11/25/16

## DOUBLE-DOUBLES

**Double-double:** Isaiah Briscoe (11 points, 11 rebounds) at Alabama, 2/11/17

**Triple-double:** Isaiah Briscoe (19 points, 11 rebounds, 10 assists) at Ole Miss, 12/29/16

**20-10 (rebs) game:** Isaiah Briscoe (23 points, 11 rebounds) vs. Georgia, 1/31/17

**20-10 (assts) game:** De'Aaron Fox (24 points, 10 assists) vs. North Carolina, 12/17/16

**20-15 game:** Julius Randle (23 points, 15 rebounds) vs. UNC Asheville, 11/8/13

**30-10 game:** Tayshaun Prince (33 points, 11 rebounds) vs. Tennessee State, 12/22/98

**Back-to-back 20-10 games:** Julius Randle (3) 11/8/13 - 11/10/13

**Three straight 20-10 games:** Julius Randle (3) 11/8/13 - 11/12/13

**Double-double in points and rebs.: Double-double:** Isaiah Briscoe (11 points, 11 rebounds) at Alabama, 2/11/17

**Double-double in points and assists:** Isaiah Briscoe (19 points, 10 assists) at Ole Miss, 12/29/16

**Double-double in points and blocks:** Never

**Double-double in points and steals:** Never

**Double-double in two consecutive games:** Tyler Ulis (19 pts, 11 assts) at Florida, (3/5/16), (14 pts, 14 assts) vs. LSU, 3/5/16)

**Double-double in three consecutive games:** - Julius Randle (19p, 15r) vs. Kansas State, 3/21/14; (13 p, 10 r), vs. Wichita State, 3/23/14; (15 p, 12 r), vs. Louisville, 3/28/14; (16 p, 11 r), vs. Michigan, 3/30/14

**Double-double in four consecutive games:** Julius Randle (19p, 15r) vs. Kansas State, 3/21/14; (13 p, 10 r), vs. Wichita State, 3/23/14; (15 p, 12 r), vs. Louisville, 3/28/14; (16 p, 11 r), vs. Michigan, 3/30/14

**Double-double in five consecutive games:** Julius Randle (14p, 10r) at Arkansas, (2/27/14); (10p, 15r) at South Carolina (3/1/14); (12 p, 11 r) vs. Alabama, (3/4/14); (16 p, 10 r) at Florida, (3/8/14); (17 p, 16 r) vs. LSU, (3/14/14); (12 p, 11 r) vs. Georgia, (3/15/14)

**Double-double in six consecutive games:** Julius Randle (14p, 10r) at Arkansas, (2/27/14); (10p, 15r) at South Carolina (3/1/14); (12 p, 11 r) vs. Alabama, (3/4/14); (16 p, 10 r) at Florida, (3/8/14); (17 p, 16 r) vs. LSU, (3/14/14); (12 p, 11 r) vs. Georgia, (3/15/14)

**Double-double in seven consecutive games:** Julius Randle (7) 11/18/13-11/27/13

**Double-double in 10 consecutive games:** Jim Andrews, 1972-73 season

**Two players record double-doubles:** De'Aaron Fox (16 points, 11 assists), Wenyen Gabriel (10 points, 10 rebounds) vs. Cleveland State, 11/23/16

**Three players record double-doubles:** DeMarcus Cousins (19 pts, 14 rebs)/Patrick Patterson (19 pts, 10 rebs)/John Wall (18 pts, 10 rebs) at Mississippi State, 2/16/10

**Four players record double-doubles:** Jack Givens (30 pts, 13 rebs)/Kyle Macy (16 pts, 10 assts)/Mike Phillips (22 pts, 18 rebs)/Rick Robey (23 pts, 13 rebs) vs. Southern Methodist, 11/26/77

**Five players record double-doubles:** Never

## FIELD GOALS

**Made 12 FG in a game:** Bam Adebayo (12) at Ole Miss, 12/29/16

**Made 15 FG in a game:** Malik Monk (18) vs. North Carolina, 12/17/16

**Made 16 FG in a game:** Malik Monk (18) vs. North Carolina, 12/17/16

**Made 17 FG in a game:** Malik Monk (18) vs. North Carolina, 12/17/16

**Made 18 FG in a game:** Malik Monk (18) vs. North Carolina, 12/17/16

**Made 19 FG in a game:** Dan Issel (19) vs. Alabama, 2/23/70

**Made 20 FG in a game:** Dan Issel (23) vs. Ole Miss, 2/7/70

**Made 21 FG in a game:** Dan Issel (23) vs. Ole Miss, 2/7/70

**Made 22 FG in a game:** Dan Issel (23) vs. Ole Miss, 2/7/70

**Made 23 FG in a game:** Dan Issel (23) vs. Ole Miss, 2/7/70

**Attempted 17 FG in a game:** Malik Monk (18) vs. Tennessee, 2/14/17

**Attempted 18 FG in a game:** Malik Monk (18) vs. Tennessee, 2/14/17

**Attempted 19 FG in a game:** Malik Monk (21) vs. Georgia, 1/31/17

**Attempted 20 FG in a game:** Malik Monk (21) vs. Georgia, 1/31/17

**Attempted 25 FG in a game:** Malik Monk (28) vs. North Carolina, 12/17/16

## 3-POINTERS

**Made 5 3-pointers in a game:** Malik Monk (7) vs. Georgia, 1/31/17

**Made 6 3-pointers in a game:** Malik Monk (7) vs. Georgia, 1/31/17

**Made 7 3-pointers in a game:** Malik Monk (7) vs. Georgia, 1/31/17

**Made 8 3-pointers in a game:** Malik Monk (8) vs. North Carolina, 12/17/16

**Made 9 3-pointers in a game:** Jodie Meeks (10) at Tennessee, 1/13/09

**Made 10 3-pointers in a game:** Jodie Meeks (10) at Tennessee, 1/13/09

**Made 11 3-pointers in a game:** Never

**Attempted 10 3-pointers in a game:** Malik Monk (11) vs. Georgia, 1/31/17

**Attempted 15 3-pointers in a game:** Jodie Meeks (15) at Tennessee, 1/13/09

**Attempted 16 3-pointers in a game:** Derrick Miller (16) vs. LSU 2/15/90

**Attempted 17 3-pointers in a game:** Derrick Miller (19) vs. Kansas 12/6/89

**Attempted 18 3-pointers in a game:** Derrick Miller (19) vs. Kansas 12/6/89

**Attempted 19 3-pointers in a game:** Derrick Miller (19) vs. Kansas 12/6/89

**Made a 3-pointer in 10 straight games:** Malik Monk (14), 11/11/16-1/3/17

**Made a 3-pointer in 15 straight games:** Jamal Murray (36), 11/13/15 - 3/19/16, Derek Willis (17), 1/12/16 - 3/17/16

**Made a 3-pointer in 20 straight games:** Jamal Murray (36), 11/13/15 - 3/19/16

**Made a 3-pointer in 30 straight games:** Jamal Murray (36), 11/13/15 - 3/19/16

**Made two 3-pointers in 10 straight games:** Jamal Murray (17), 1/23/16 - 3/17/16

**Made three 3-pointers in 10 straight games:** Gerald Fitch (20) 1/14/03 - 3/23/03

**Made three 3-pointers in 15 straight games:** Gerald Fitch (20) 1/14/03 - 3/23/03

**Made three 3-pointers in 20 straight games:** Gerald Fitch (20) 1/14/03 - 3/23/03

**Made three 3-pointers in 25 straight games:** Keith Bogans (29) 3/14/02 - 2/26/03

## FREE THROWS

**Made 8 FT in a game:** De'Aaron Fox (8), Malik Monk (9) at Georgia, 2/18/17

**Made 9 FT in a game:** Malik Monk (9) at Georgia, 2/18/17

**Made 10 FT in a game:** Malik Monk (10), Isaiah Briscoe (11) vs. Georgia, 1/31/17

**Made 11 FT in a game:** Isaiah Briscoe (11) vs. Georgia, 1/31/17

**Made 12 FT in a game:** Tyler Ulis (12) at Tennessee, 2/2/16

**Made 13 FT in a game:** Tyler Ulis (14) at Arkansas, 1/21/16

**Made 14 FT in a game:** Tyler Ulis (14) at Arkansas, 1/21/16

**Made 15 FT in a game:** Rodrick Rhodes (16) vs. Ole Miss 1/18/95

**Made 16 FT in a game:** Rodrick Rhodes (16) vs. Ole Miss 1/18/95

**Made 17 FT in a game:** Dwight Anderson (18) vs. Mississippi State 2/12/79

**Made 18 FT in a game:** Dwight Anderson (18) vs. Mississippi State 2/12/79

**Attempted 10 FT in a game:** Malik Monk (14), Isaiah Briscoe (15) vs. Georgia, 1/31/17

**Attempted 15 FT in a game:** Isaiah Briscoe (15) vs. Georgia, 1/31/17

**Attempted 20 FT in a game:** Heshimu Evans (20) vs. Ole Miss 3/5/99

## REBOUNDS

**15 Rebs:** Wenyen Gabriel (16) vs. Auburn, 1/14/17

**16 Rebs:** Wenyen Gabriel (16) vs. Auburn, 1/14/17

**20 Rebs:** Jared Prickett (20) vs. Arkansas 2/9/94

**25 Rebs:** Mike Phillips (28) vs. Tennessee 1/10/76

**30 Rebs:** Cotton Nash (30) vs. Ole Miss 2/8/64

**34 Rebs:** Bob Burrow (34) vs. Temple 12/10/55

**10+ Rebs in three consecutive games:** Julius Randle (4) 3/21/14 - 3/30/14

**10+ Rebs in four consecutive games:** Julius Randle (4) 3/21/14 - 3/30/14

**10+ Rebs in five consecutive games:** Julius Randle (10) 2/12/14 - 3/15/14

**10+ Rebs in six consecutive games:** Julius Randle (10) 2/12/14 - 3/15/14

**10+ Rebs in seven consecutive games:** Julius Randle (10) 2/12/14 - 3/15/14

**10+ Rebs in eight consecutive games:** Julius Randle (10) 2/12/14 - 3/15/14

**10+ Rebs in nine consecutive games:** Julius Randle (10) 2/12/14 - 3/15/14

**10+ Rebs in 10 consecutive games:** Julius Randle (10) 2/12/14 - 3/15/14

**Two players had 10 rebounds:** Derek Willis (12) and Tyler Ulis (10) at Auburn, 1/16/16

**Three players had 10 rebounds:** Michael Kidd-Gilchrist (19), Terrence Jones (11), Anthony Davis (10) vs. Louisville, 12/31/11



## THE LAST TIME ...

## ASSISTS

- 6 assists:** De'Aaron Fox (6), Isaiah Briscoe (6) vs. Tennessee, 2/14/17
- 7 assists:** Isaiah Briscoe (8) vs. Georgia, 1/31/17
- 8 assists:** Isaiah Briscoe (8) vs. Georgia, 1/31/17
- 9 assists:** Isaiah Briscoe (11) at Ole Miss, 12/29/16
- 10 assists:** Isaiah Briscoe (11) at Ole Miss, 12/29/16
- 11 assists:** Isaiah Briscoe (11) at Ole Miss, 12/29/16
- 12 assists:** De'Aaron Fox (12) vs. Stephen F. Austin, 11/11/16
- 13 assists:** Tyler Ulis (14) vs. LSU, 3/5/16
- 14 assists:** Tyler Ulis (14) vs. LSU, 3/5/16
- 15 assists:** John Wall (16) vs. Hartford, 12/29/09
- 16 assists:** John Wall (16) vs. Hartford, 12/29/09
- 5+ assists in four consecutive games:** De'Aaron Fox (6) 11/15/16 - 12/3/16
- 8+ assists in two consecutive games:** De'Aaron Fox (2) 11/25/16 - 12/3/16

## BLOCKS

- 4 blocks:** Bam Adebayo (4) vs. UCLA, 12/3/16
- 5 blocks:** Skal Labissiere (6) vs. Stony Brook, 3/17/16
- 6 blocks:** Skal Labissiere (6) vs. Stony Brook, 3/17/16
- 7 blocks:** Karl-Anthony Towns (7) vs. Vanderbilt, 1/20/15
- 8 blocks:** Willie Cauley-Stein (9) vs. Boise State, 12/10/13
- 9 blocks:** Willie Cauley-Stein (9) vs. Boise State, 12/10/13
- 10 blocks:** Nerlens Noel (12) at Ole Miss, 1/29/13
- 11 blocks:** Nerlens Noel (12) at Ole Miss, 1/29/13
- 12 blocks:** Nerlens Noel (12) at Ole Miss, 1/29/13

## STEALS

- 4 steals:** Malik Monk (5) vs. UCLA, 12/3/16
- 5 steals:** Malik Monk (5) vs. UCLA, 12/3/16
- 6 steals:** Tyler Ulis (6) vs. Ole Miss, 1/2/16
- 7 steals:** Rajon Rondo (8) vs. Mississippi State, 2/19/05
- 8 steals:** Rajon Rondo (8) vs. Mississippi State, 2/19/05

## MINUTES

- Played every minute:** Isaiah Briscoe (45) vs. Georgia, 1/31/17
- Played 40+ minutes:** Malik Monk (44), Isaiah Briscoe (45) vs. Georgia, 1/31/17
- Played more than 50 minutes:** Patrick Patterson (50) vs. Vanderbilt, 1/12/08

## FOULS

- Fouled put:** De'Aaron Fox vs. Tennessee, 2/14/17
- Two players fouled out:** Isaiah Briscoe and Alex Poythress at Florida, 3/1/16
- Three players fouled out:** Skal Labissiere, Marcus Lee, Alex Poythress, Derek Willis at Kansas, 1/30/16
- Four players fouled out:** Skal Labissiere, Marcus Lee, Alex Poythress, Derek Willis at Kansas, 1/30/16
- Technical foul:** Malik Monk and Isaiah Briscoe at Mississippi State, 1/17/17

## TEAM

## STARTS

- Started four freshmen:** Bam Adebayo, De'Aaron Fox, Weneny Gabriel, Malik Monk at Georgia, 2/18/17
- Started five freshmen:** Aaron Harrison, Andrew Harrison, Dakari Johnson, Julius Randle, James Young vs. Connecticut, 4/7/14

## SCORING

- Scored 90 or more points:** 92 vs. LSU, 2/7/17 (W, 92-85)
- Scored 90 or more points (SEC game):** 92 vs. LSU, 2/7/17 (W, 92-85)
- Scored 100 or more points:** 100 vs. Texas A&M, 1/3/17 (W, 100-58)
- Scored 100 or more points (SEC game):** 100 vs. Texas A&M, 1/3/17 (W, 100-58)
- Scored 110 or more points:** 115 vs. Arizona State, 11/28/16 (W, 115-69)
- Scored 110 or more points (SEC game):** 110 vs. Auburn, 2/21/15 (W, 110-75)
- Scored 120 or more points:** 120 vs. Vanderbilt, 2/7/96 (W, 120-81)
- Scored 120 or more points (SEC game):** 120 vs. Vanderbilt, 2/7/96 (W, 120-81)
- Scored 130 or more points:** 143 vs. Georgia, 2/27/56 (W, 143-66)
- Scored 140 or more points:** 143 vs. Georgia, 2/27/56 (W, 143-66)
- Scored 150 or more points:** Never
- Scored less than 50 points:** 48 vs. Vanderbilt, 3/15/13 (L, 64-48)
- Scored 100 points in two consecutive games:** vs. Cleveland State (11/23/16), vs. UT Martin (11/25/16), vs. Arizona State (11/28/16)
- Scored 100 Points in three consecutive games:** vs. Cleveland State (11/23/16), vs. UT Martin (11/25/16), vs. Arizona State (11/28/16)
- Scored 100 points in consecutive SEC games:** 2/27/56-3/3/56

## OPPONENT SCORING

- Allowed 90 or more points:** 100 vs. North Carolina, 12/17/16 (W, 103-100)
- Allowed 90 or more points (SEC game):** 90 by Georgia, 3/4/09 (L, 90-85)
- Allowed 100 or more points:** 100 vs. North Carolina, 12/17/16 (W, 103-100)
- Allowed 100 or more points (SEC game):** 101 by Arkansas, 2/10/93 (L, 101-94)
- Allowed less than 50 points:** 48 vs. Michigan State, 11/15/16 (W, 69-48)
- Allowed less than 50 points (SEC game):** 48 vs. Georgia, 2/9/16 (W, 82-48)

## SHOOTING PERCENTAGES

- Shot 70% from the field:** .722 vs. Mississippi St., 2/15/86
- Shot 65% from the field:** .677 vs. LIU Brooklyn, 11/23/12
- Shot 30% or less from the field:** .281 at Texas A&M (1/10/15)
- Allowed 50% shooting:** .509 at Georgia, 2/18/17
- Allowed 60% shooting:** .640 by Florida, 3/4/07
- Allowed 20% or less shooting:** .197 by Montana State, 11/23/14 (12-61)
- Allowed 30% or less shooting:** .263 by Stony Brook, 3/17/16 (20-76)
- Held opponent to zero 3-pointers:** at Auburn, 1/19/13 (0-15)

## FREE THROWS

- Shot 90% or better from FT line:** 90.0 (9-10) vs. Wisconsin (4/4/15)
- Shot 100% from FT Line:** 11-11 vs. Florida, 2/7/12

- Shot 50% or less from FT line:** .435 (10-23) at Vanderbilt, 2/27/16
- Attempted 40 FT:** vs. Arkansas (40), 1/7/17
- Attempted five or less FT:** vs. South Carolina (4) 1/21/06
- Made 30 FT:** 30 vs. Auburn, 3/14/15 (30-35)

## 3-POINTERS

- Hit 10 3-pointers:** 11 vs. Tennessee, 2/14/17 (11-25)
- Hit 11 3-pointers:** 11 vs. Tennessee, 2/14/17 (11-25)
- Hit 12 3-pointers:** 13 vs. Texas A&M, 1/3/17 (13-25)
- Hit 13 3-pointers:** 13 vs. Texas A&M, 1/3/17 (13-25)
- Hit 14 3-pointers:** 15 vs. Georgia, 3/1/12 (15-27)
- Hit 15 3-pointers:** 15 vs. Georgia, 3/1/12 (15-27)
- Hit 16 3-pointers:** 16 vs. UNC-Asheville, 12/23/96 (16-33)
- Hit 17 3-pointers:** 20 vs. LSU, 3/4/95 (20-35)
- Hit 18 3-pointers:** 20 vs. LSU, 3/4/95 (20-35)
- Hit 19 3-pointers:** 20 vs. LSU, 3/4/95 (20-35)
- Hit 20 3-pointers:** 20 vs. LSU, 3/4/95 (20-35)
- Hit 21 3-pointers:** 21 vs. North Carolina, 12/27/89 (21-48)
- Hit 22 3-pointers:** Never

## SCORING MARGINS

- Won game by 50 points or more:** 58 vs. Montana State (W, 86-28) 11/23/14
- Won game by 60 points or more:** 62 vs. Vanderbilt (W, 106-44) 3/5/03
- Won game by 70 points or more:** 74 vs. Tennessee-Martin (W, 124-50) 11/26/94
- Lost game by 30 points or more:** 30 at Tennessee (L, 88-58) 2/16/13
- Lost game by 40 points or more:** 41 at Vanderbilt (L, 93-52) 2/12/08
- Lost game by 50 points or more:** 55 at Kansas (L, 150-95) 12/9/89
- Lost game by 60 points or more:** 70 vs. Central (L, 87-17) 1/28/1910
- Lost game by 70 points or more:** 70 vs. Central (L, 87-17) 1/28/1910
- Game decided by one point:** vs. Wisconsin, 4/5/14 (W, 74-73)
- Game decided by two points:** at Tennessee 1/24/17 (L, 82-80)
- Game decided by three points:** at Louisville, 12/21/16 (L, 73-70)
- Two consecutive games decided by one point:** vs. North Carolina (W, 73-72) 12/3/11 and at Indiana (L, 73-72) 12/10/11
- Three consecutive games decided by one point:** Never
- Two consecutive games decided by two points:** at Ole Miss (L, 71-69) 2/1/11 and Florida (L, 70-68) 2/5/11
- Came back from 10-point deficit for win:** W, 90-81 (OT) vs. Georgia. (1/31/17); Trailed by 14 at 19-5 (14:07 in 1st)
- Came back from 11-point deficit for win:** W, 90-81 (OT) vs. Georgia. (1/31/17); Trailed by 14 at 19-5 (14:07 in 1st)
- Came back from 12-point deficit for win:** W, 90-81 (OT) vs. Georgia. (1/31/17); Trailed by 14 at 19-5 (14:07 in 1st)
- Came back from 13-point deficit for win:** W, 90-81 (OT) vs. Georgia. (1/31/17); Trailed by 14 at 19-5 (14:07 in 1st)
- Came back from 14-point deficit for win:** W, 90-81 (OT) vs. Georgia. (1/31/17); Trailed by 14 at 19-5 (14:07 in 1st)
- Came back from 15-point deficit for win:** W, 72-70 vs. Miami (Ohio) (11/16/09); Trailed by 18 at 36-18 (7:04 in 1st)
- Came back from 16-point deficit for win:** W, 72-70 vs. Miami (Ohio) (11/16/09); Trailed by 18 at 36-18 (7:04 in 1st)

- Came back from 17-point deficit for win:** W, 72-70 vs. Miami (Ohio) (11/16/09); Trailed by 18 at 36-18 (7:04 in 1st)
- Came back from 18-point deficit for win:** W, 72-70 vs. Miami (Ohio) (11/16/09); Trailed by 18 at 36-18 (7:04 in 1st)
- Came back from 19-point deficit for win:** W, 80-77 vs. Florida (3/2/94); Trailed by 19 at 33-14 (7:00 in 1st)
- Came back from 20-point deficit for win:** W, 99-95 at LSU (2/15/94); Trailed by 31 at 68-37 (15:34 in 2nd)
- Came back from 30-point deficit for win:** W, 99-95 at LSU (2/15/94); Trailed by 31 at 68-37 (15:34 in 2nd)
- Came back from 31-point deficit for win:** W, 99-95 at LSU (2/15/94); Trailed by 31 at 68-37 (15:34 in 2nd)

## REBOUNDS

- Pulled down 50 rebounds:** 59 (20-39) vs. Arizona State, 11/28/16
- Pulled down 55 rebounds:** 59 (20-39) vs. Arizona State, 11/28/16
- Pulled down 60 rebounds:** 62 (19-43) vs. Morehead State, 12/16/96

## OVERTIME GAMES

- Played an overtime game:** vs. Georgia, 1/31/17 (W, 90-81 OT)
- Won an overtime game:** vs. Georgia, 1/31/17 (W, 90-81 OT)
- Played an SEC overtime game:** vs. Georgia, 1/31/17 (W, 90-81 OT)
- Won an SEC overtime game:** vs. Georgia, 1/31/17 (W, 90-81 OT)
- Lost an overtime game:** at Texas A&M, 2/20/16 (L, 79-77 OT)
- Lost an SEC overtime game:** at Texas A&M, 2/20/16 (L, 79-77 OT)
- Played an overtime game in SEC Tournament:** vs. Texas A&M, 3/13/16 (W, 82-77 OT)
- Won an overtime game in SEC Tournament:** vs. Texas A&M, 3/13/16 (W, 82-77 OT)
- Played two overtimes:** at Texas A&M, 1/10/15 (W, 70-64 2ot)
- Played three overtimes:** vs. Temple 12/7/57 (W, 85-83)
- Played four overtimes:** Never played four overtime game
- Played consecutive games that went to overtime:** 1/6/15 vs. Ole Miss (W, 89-86) and 1/10/15 at Texas A&M (70-64)





**The GREATEST tradition in the history of college basketball.**

## FAST FACTS

|                         |                        |
|-------------------------|------------------------|
| Year Opened:            | 1976                   |
| First Game:             | Nov. 27, 1976          |
| All-Time Record:        | 559-66 (.89.4)         |
| Record Under Coach Cal: | 132-6 (.95.7)          |
| Capacity:               | 23,000                 |
| Record Crowd:           | 24,479 (Jan. 20, 2010) |
| Longest Winning Streak: | 54 (11/9/10-12/1/12)   |
| Current Winning Streak: | 3                      |

## YEAR-BY-YEAR RECORDS

| Season       | W-L           | Pct.        | Start |
|--------------|---------------|-------------|-------|
| 2016-17      | 13-2          | .867        | 5-0   |
| 2015-16      | 17-0          | 1.000       | 17-0  |
| 2014-15      | 19-0          | 1.000       | 19-0  |
| 2013-14      | 16-2          | .889        | 14-0  |
| 2012-13      | 16-2          | .889        | 3-0   |
| 2011-12      | 18-0          | 1.000       | 18-0  |
| 2010-11      | 15-0          | 1.000       | 15-0  |
| 2009-10      | 18-0          | 1.000       | 18-0  |
| 2008-09      | 12-6          | .667        | 3-0   |
| 2007-08      | 14-4          | .778        | 1-0   |
| 2006-07      | 14-2          | .875        | 10-0  |
| 2005-06      | 10-5          | .667        | 4-0   |
| 2004-05      | 14-1          | .933        | 7-0   |
| 2003-04      | 11-2          | .846        | 3-0   |
| 2002-03      | 12-1          | .923        | 1-0   |
| 2001-02      | 12-3          | .800        | 0-1   |
| 2000-01      | 11-1          | .917        | 0-1   |
| 1999-2000    | 14-0          | 1.000       | 14-0  |
| 1998-99      | 12-1          | .923        | 6-0   |
| 1997-98      | 9-3           | .750        | 4-0   |
| 1996-97      | 12-1          | .923        | 12-0  |
| 1995-96      | 13-0          | 1.000       | 13-0  |
| 1994-95      | 12-1          | .923        | 2-0   |
| 1993-94      | 13-1          | .929        | 11-0  |
| 1992-93      | 16-0          | 1.000       | 16-0  |
| 1991-92      | 15-2          | .882        | 1-0   |
| 1990-91      | 13-0          | 1.000       | 13-0  |
| 1989-90      | 13-2          | .867        | 5-0   |
| 1988-89      | 8-6           | .571        | 0-1   |
| 1987-88      | 14-2          | .875        | 8-0   |
| 1986-87      | 13-2          | .867        | 5-0   |
| 1985-86      | 18-0          | 1.000       | 18-0  |
| 1984-85      | 11-3          | .786        | 1-0   |
| 1983-84      | 16-0          | 1.000       | 16-0  |
| 1982-83      | 14-1          | .933        | 8-0   |
| 1981-82      | 15-1          | .938        | 15-0  |
| 1980-81      | 15-0          | 1.000       | 15-0  |
| 1979-80      | 12-3          | .800        | 6-0   |
| 1978-79      | 11-4          | .733        | 3-0   |
| 1977-78      | 16-0          | 1.000       | 16-0  |
| 1976-77      | 12-2          | .857        | 4-0   |
| <b>Total</b> | <b>559-66</b> | <b>.894</b> |       |

## NEED-TO-KNOW NOTES

### Cats Rock at Rupp

UK has won 215 of its last 244 home games, including a 54-game winning streak in the venerable arena to begin the John Calipari era and a recent 42-game winning streak. All-time, the Wildcats are 559-66 (.894) in Rupp Arena.

Among the most notable marks of dominance in the nation's toughest venue to play include:

- The Wildcats are 300-40 (.882) in regular-season SEC games in the building
- Kentucky set a new program home record of 19 wins in 2014-15
- The Wildcats have gone undefeated at home in five of John Calipari's seven seasons, including 2014-15 and 2015-16
- Overall, UK has posted a perfect mark in 13 of Rupp Arena's 40 seasons

### Cal Owns Longest Win Streaks in Rupp

With UK's 2011-12 season-opening victory over Marist, UK head coach John Calipari recorded his 34th consecutive win in Rupp Arena as UK's head coach. It broke former UK head coach Rick Pitino's longest streak of 33 games in the venue.

The winning streak reached as long as 54 games. Calipari didn't suffer his first loss in Rupp Arena until losing to Baylor in his fourth season. The 54-game run, however, was his longest career winning streak. He also had the second-longest streak in the arena as the Cats won 42 straight from March 4, 2014 to Nov. 25, 2016.

### Pack the House

Kentucky has led the nation in average home attendance in 18 of the last 21 seasons, including a Rupp Arena record of 24,110 in John Calipari's first season (2009-10) as head coach.

- Kentucky averaged 23,362 fans during the 2015-16 season
- UK has averaged 23,000 or more fans in six of Calipari's seven seasons

### The Top-Ranked Team at Home

Kentucky has lost just three times at home as the Associated Press top-ranked team in the history of the program and just twice in Rupp Arena. Prior to the loss to UCLA by three on Dec. 3, the other two losses came by just one point.

The Wildcats are 53-2 all-time as the AP No. 1 team in Rupp Arena since its opening in 1976. The first loss was to Auburn, 53-52, on Jan. 9, 1988.

### Coach Cal in Rupp Arena

It's been downright difficult to beat the Wildcats at Rupp Arena during the John Calipari era. UK is 132-6 (.957) at Rupp Arena under Calipari.

- UK is 17-3 (.850) vs. ranked opponents in Rupp in the Calipari era
- The Wildcats are 115-3 (.975) vs. unranked teams in Rupp under Calipari
- UK is 68-3 (.958) at home vs. nonconference foes under Calipari
- Calipari notched his 100th career win at Rupp Arena as UK's coach with the Wildcats' 110-75 rout of Auburn on Feb. 21, 2014. It took Calipari just 104 games to reach the century mark at home, the fastest of any UK coach

### Cal Passes Hall for Rupp Record

With a 101-70 victory over Cleveland State on Nov. 23, John Calipari passed former UK head coach Joe B. Hall for the wins in Rupp Arena history.

Calipari currently has 132 victories inside the historic venue. Hall won 122.

## TOP 10 ATTENDANCES

| No. | Att.   | Opponent       | Date     | Result   |
|-----|--------|----------------|----------|----------|
| 1   | 24,479 | Louisville     | 1/20/10  | W, 71-62 |
| 2   | 24,468 | North Carolina | 12/5/09  | W, 68-66 |
| 3   | 24,465 | Florida        | 2/10/07  | L, 64-61 |
| 4   | 24,459 | Florida        | 2/4/03   | W, 70-55 |
| 5   | 24,432 | Louisville     | 12/17/05 | W, 73-61 |
| 6   | 24,428 | Florida        | 3/7/15   | W, 67-50 |
| 7   | 24,425 | Florida        | 2/15/14  | L, 69-59 |
| 8   | 24,418 | Kansas         | 1/28/17  | L, 79-73 |
| 9   | 24,416 | Arkansas       | 2/28/15  | W, 84-67 |
| 10  | 24,414 | LSU            | 3/5/16   | W, 94-77 |

## 2016-17 ATTENDANCES

| No. | Att.   | Opponent       | Date     | Result        |
|-----|--------|----------------|----------|---------------|
| 1   | 24,418 | Kansas         | 1/28/17  | L, 79-73      |
| 2   | 24,391 | Tennessee      | 2/14/17  | W, 83-58      |
| 3   | 24,389 | South Carolina | 1/21/17  | W, 85-69      |
| 4   | 24,372 | Auburn         | 1/14/17  | W, 92-72      |
| 5   | 24,322 | Arkansas       | 1/7/17   | W, 97-71      |
| 6   | 23,976 | UCLA           | 12/3/16  | L, 97-92      |
| 7   | 23,814 | Georgia        | 1/31/17  | W, 90-81 (OT) |
| 8   | 23,657 | LSU            | 2/7/17   | W, 92-85      |
| 9   | 23,455 | Texas A&M      | 1/3/17   | W, 100-58     |
| 10  | 23,324 | UT Martin      | 11/15/16 | W, 111-76     |

## UK VS. AP RANKED FOES

## In John Calipari Era (2009-Present)

## 47-21

|                                      |                |            |
|--------------------------------------|----------------|------------|
| at No. 24 Florida                    | Feb. 4, 2017   | L, 88-66   |
| vs. No. 2 Kansas                     | Jan. 28, 2017  | L, 79-73   |
| vs. No. 24 S. Carolina               | Jan. 21, 2017  | W, 85-69   |
| at No. 10 Louisville                 | Dec. 21, 2016  | L, 73-70   |
| vs. No. 7 North Carolina (Las Vegas) | Dec. 17, 2016  | W, 103-100 |
| vs. No. 11 UCLA                      | Dec. 3, 2016   | L, 97-92   |
| vs. No. 13 Michigan St. (New York)   | Nov. 15, 2016  | W, 69-48   |
| vs. No. 14 Indiana                   | March 19, 2016 | L, 73-67   |
| vs. No. 17 Texas A&M (SECT)          | March 13, 2016 | W, 82-77   |
| at No. 4 Kansas                      | Jan. 30, 2016  | L, 90-84   |
| vs. No. 16 Louisville                | Dec. 27, 2015  | W, 75-73   |
| vs. No. 5 Duke (Chicago)             | Nov. 17, 2015  | W, 74-63   |
| vs. No. 3 Wisconsin (NCAA)           | April 4, 2015  | L, 71-64   |
| vs. No. 8 Notre Dame (NCAA)          | March 28, 2015 | W, 68-66   |
| vs. No. 20 W. Virginia (NCAA)        | March 26, 2015 | W, 78-39   |
| vs. No. 18 Arkansas (SECT)           | March 15, 2015 | W, 78-63   |
| vs. No. 18 Arkansas                  | Feb. 28, 2015  | W, 84-67   |
| at No. 4 Louisville                  | Dec. 27, 2014  | W, 58-50   |
| vs. No. 21 North Carolina            | Dec. 13, 2014  | W, 84-70   |
| vs. No. 6 Texas                      | Dec. 5, 2014   | W, 63-51   |
| vs. No. 5 Kansas (Indianapolis)      | Nov. 18, 2014  | W, 72-40   |
| vs. No. 18 UConn (NCAA)              | April 7, 2014  | L, 60-54   |
| vs. No. 12 Wisconsin (NCAA)          | April 5, 2014  | W, 74-73   |
| vs. No. 7 Michigan (NCAA)            | March 30, 2014 | W, 75-72   |
| vs. No. 5 Louisville (NCAA)          | March 28, 2014 | W, 74-69   |
| vs. No. 2 Wichita St. (NCAA)         | March 23, 2014 | W, 78-76   |
| vs. No. 1 Florida (SECT)             | March 16, 2014 | L, 61-60   |
| at No. 1 Florida                     | March 8, 2014  | L, 84-65   |
| vs. No. 3 Florida                    | Feb. 15, 2014  | L, 69-59   |
| vs. No. 4 Louisville                 | Dec. 28, 2013  | W, 73-66   |
| at No. 18 North Carolina             | Dec. 14, 2013  | L, 82-77   |
| vs. No. 20 Baylor (Dallas)           | Dec. 6, 2013   | L, 67-62   |
| vs. No. 2 Michigan St. (Chicago)     | Nov. 12, 2013  | L, 78-74   |
| vs. No. 11 Florida                   | March 9, 2013  | W, 61-57   |
| at No. 7 Florida                     | Feb. 12, 2013  | L, 69-52   |
| at No. 16 Ole Miss                   | Jan. 29, 2013  | W, 87-74   |
| at No. 4 Louisville                  | Dec. 29, 2012  | L, 80-77   |
| vs. No. 9 Duke (Atlanta)             | Nov. 13, 2012  | L, 75-68   |
| vs. No. 6 Kansas (NCAA)              | April 2, 2012  | W, 67-59   |
| vs. No. 17 Louisville (NCAA)         | March 31, 2012 | W, 69-61   |
| vs. No. 9 Baylor (NCAA)              | March 25, 2012 | W, 82-70   |
| vs. No. 16 Indiana (NCAA)            | March 23, 2012 | W, 87-71   |
| vs. No. 22 Florida                   | March 10, 2012 | W, 74-71   |
| at No. 16 Florida                    | March 4, 2012  | W, 74-59   |
| vs. No. 8 Florida                    | Feb. 7, 2012   | W, 78-58   |
| vs. No. 4 Louisville                 | Dec. 31, 2011  | W, 69-62   |
| vs. No. 5 North Carolina             | Dec. 3, 2011   | W, 73-72   |
| vs. No. 12 Kansas (New York)         | Nov. 15, 2011  | W, 75-65   |
| vs. No. 9 UConn (NCAA)               | April 2, 2011  | L, 56-55   |
| vs. No. 7 N. Carolina (NCAA)         | March 27, 2011 | W, 76-69   |
| vs. No. 1 Ohio State (NCAA)          | March 25, 2011 | W, 62-60   |
| vs. No. 22 W. Virginia (NCAA)        | March 19, 2011 | W, 71-63   |
| vs. No. 12 Florida (SECT)            | March 13, 2011 | W, 70-54   |
| vs. No. 21 Vanderbilt                | March 1, 2011  | W, 68-66   |
| vs. No. 13 Florida                   | Feb. 26, 2011  | W, 76-68   |
| at No. 21 Vanderbilt                 | Feb. 12, 2011  | L, 81-77   |
| at No. 22 Louisville                 | Dec. 31, 2010  | W, 78-63   |
| vs. No. 23 N. Dame (Louisville)      | Dec. 8, 2010   | W, 72-58   |
| vs. No. 13 Washington (Maui)         | Nov. 23, 2010  | W, 74-67   |
| vs. No. 6 W. Virginia (NCAA)         | March 27, 2010 | L, 73-66   |
| vs. No. 15 Tennessee (SECT)          | March 13, 2010 | W, 74-45   |
| at No. 19 Tennessee                  | Feb. 27, 2010  | L, 74-65   |
| at No. 17 Vanderbilt                 | Feb. 20, 2010  | W, 58-56   |
| vs. No. 12 Tennessee                 | Feb. 13, 2010  | W, 73-62   |
| vs. No. 25 Ole Miss                  | Feb. 2, 2010   | W, 85-75   |
| vs. No. 21 Vanderbilt                | Jan. 30, 2010  | W, 85-72   |
| vs. No. 14 UConn (New York)          | Dec. 9, 2009   | W, 64-61   |
| vs. No. 10 North Carolina            | Dec. 5, 2009   | W, 68-66   |

## Calipari's Record at UK vs:

|              |       |
|--------------|-------|
| vs. No. 1    | 1-2   |
| vs. Top 3    | 2-6   |
| vs. Top 5    | 9-8   |
| vs. Top 10   | 18-13 |
| vs. Top 15   | 28-15 |
| vs. Top 20   | 36-19 |
| vs. Top 25   | 47-21 |
| Home         | 17-3  |
| Away         | 5-9   |
| Neutral      | 25-9  |
| SEC Tourney  | 4-1   |
| NCAA Tourney | 13-5  |

## First-Ballot Hall of Famer

Kentucky men's basketball coach John Calipari joined basketball's fraternity of legends in September 2015 after being elected to the Naismith Memorial Basketball Hall of Fame on the first ballot.

Calipari joined an elite group of basketball players and coaches in the Naismith Hall of Fame, considered to be one of the ultimate honors in the sport.

The Class of 2015 included Calipari, Dick Bevetta, Wildcat Louie Dampier, Lindsay Gaze, Tom Heinsohn, John Isaacs, Spencer Haywood, Lisa Leslie, Dikembe Mutombo, George Raveling and JoJo White.

## Calipari Wins 200th Career Game at UK in Record Time

With a thrilling 75-73 victory over rival Louisville on Dec. 26, 2015, John Calipari captured his 200th career win at Kentucky faster than any coach in UK history -- and nearly faster than anyone has ever done it at any other school.

Calipari reached the 200-win plateau in his 240th career game at Kentucky. Rick Pitino, previously the fastest to 200 wins at UK prior to Calipari, didn't capture his 200th Wildcat win until his 249th game. The legendary Adolph Rupp reached 200 during his 250th game.

Not only did Calipari reach the 200-win mark in record pace at Kentucky, he also nearly set the all-time Division I mark. With the win over U of L, he became the second-fastest Division I men's basketball coach to reach 200 victories at a single school, behind only LIU-Brooklyn's Clair Bee, who achieved the feat in 231 games.

Calipari is one of just 11 head coaches in Division I men's basketball history with at least 200 victories at two different schools and just the fifth coach at Kentucky to reach the 200-win plateau.

He's currently the only coach in NCAA history with at least 189 victories at three different schools.

Here's a look at some of the more impressive numbers in Calipari's journey to 200 wins:

- UK beat Florida more than anyone else during the first 200 wins, defeating the Gators 11 times
- Likewise, Kentucky beat Louisville (eight times) more than any other nonconference opponent
- Calipari defeated 89 different Division I schools (25.4 percent) of current Division I schools) during the run
- A total of 176 wins came with UK ranked in the AP Top 25, and 66 of them were while UK was No. 1

## UMass Raises Banner in Calipari's Honor

As part of a 20th anniversary celebration of the UMass men's basketball 1995-96 Final Four team, the UMass Department of Athletics honored John Calipari on Dec. 16, 2015, prior to its game against New Orleans by raising a banner into the rafters at the Mullins Center.

Calipari's banner joined the retired jerseys of five all-time Minutemen: George "Trigger" Burkey, Marcus Camby, Julius "Dr. J" Erving, Lou Roe and Al Skinner.

- Calipari began his head coaching career at UMass where he turned the Minutemen into a national powerhouse from 1988-96
- In addition to the 1995-96's team's 35-2 record and the Final Four appearance, Calipari led the Minutemen to the 1991-92 NCAA Sweet 16, the 1992-93 and 1993-94 NCAA second round, and the 1994-95 NCAA Elite Eight. UMass won five straight Atlantic 10 titles during that span as well

## Nearly Unanimous

John Calipari collected nearly every major national coach of the year award after guiding the historic 2014-15 Wildcats to a perfect regular season and eventually a fourth Final Four appearance in five seasons. Among the awards Calipari won in 2014-15:

- Associated Press National Coach of the Year
- Naismith National Coach of the Year
- NABC National Coach of the Year
- The Sporting News National Coach of the Year
- Adolph Rupp National Coach of the Year
- SEC Coach of the Year
- 2015 USBWA District IV Coach of the Year

## 600 On-Court Victories

With a win over No. 5 Kansas on Nov. 18, 2014, John Calipari claimed his 600th on-court victory as a Division I head coach. He became the 13th active Division I coach to achieve the feat.

## Calipari at No. 1

John Calipari is one of just two coaches (Frank McGuire) to lead three programs to a No. 1 ranking. With UK's No. 1 ranking in 2016-17, Calipari has guided six of his last eight and seven of his last 10 teams to the No. 1 ranking (and the ninth time he's done it overall).

When Coach Cal's teams have been at the top, they're been difficult to knock off:

- Calipari is 110-12 (.902) as the top-ranked Associated Press Top 25 coach in the country
- He's 69-7 (.908) when his team is at the top of the AP Top 25 as UK's head coach

## AHEAD OF THE BARON OF THE BLUEGRASS

- Legendary coach Adolph Rupp won 876 career games while he was the coach of UK. He also led Kentucky to five NCAA titles during his 41-year tenure.
- John Calipari is ahead of the pace with the legend as far as victories to begin his career at UK. Also, Calipari (.821) is only slightly behind Rupp (.822) in total UK career winning percentage.

| Coach         | Games | Record | Next Game (292nd Game)                    |
|---------------|-------|--------|---|
| John Calipari | 291   | 239-52 | Feb. 21 at Missouri                       |
| Adolph Rupp   | 291   | 233-58 | lost to St. John's 48-45 (March 22, 1944) |
| Tubby Smith   | 291   | 229-62 | lost to Vanderbilt 57-51 (Jan. 10, 2006)  |
| Joe B. Hall   | 291   | 220-71 | def. Ole Miss 56-49 (Feb. 10, 1982)       |
| Rick Pitino   | 270   | 220-50 | End of UK coaching career at 270th game   |



- Calipari tallied a 32-4 mark at UMass when the Minutemen were No. 1 and he was 9-1 at Memphis when he had the Tigers at the pinnacle of the rankings
- Calipari (110) trails only Duke's Mike Krzyzewski (193) in active coaches with victories as the No. 1 head coach
- Calipari has coached 122 career games as a No. 1 team, the fourth most in NCAA history, trailing John Wooden (228), Krzyzewski (233) and Adolph Rupp (131)
- Among coaches who have owned a No. 1 ranking in at least 119 games, Calipari's winning percentage of .902 trails only Wooden (.952), and is ahead of active coaches Krzyzewski (.870) and Roy Williams (.849)

### There's No Place Like Home

Since the 2000 season, John Calipari-coached teams have posted a 285-24 (.922) record at home. At UK, Coach Cal is 132-6 (.957) in Rupp Arena.

In five of Calipari's eight seasons at Kentucky, the Wildcats have posted an undefeated record at home, including a school-record 19-0 mark during the 2014-15 season.

Calipari owns both of UK's longest winning streaks in the arena. He began his career at UK with a 54-game winning streak at Rupp Arena. It was the longest winning streak since the arena opening in 1976. With a win over Georgia on Feb. 9, 2016, he secured the second-longest streak in the storied building at 34 games.

| Coach                   | Streak (Yrs)        |
|-------------------------|---------------------|
| 1. <b>John Calipari</b> | <b>54 (2010-13)</b> |
| 2. <b>John Calipari</b> | <b>42 (2014-17)</b> |
| 3. Rick Pitino          | 33 (1992-94)        |
| 4. Joe B. Hall          | 30 (1981-82)        |
| 5. Rick Pitino          | 27 (1995-97)        |

### Life on the Road Isn't So Bad Either

As good as John Calipari's team's have been at home, they're nearly as good in hostile environments on the road. Dating back to the 2005-06 season, Calipari has recorded a 85-37 (.697) record on the road.

### Calipari Unrivaled in Conference

John Calipari has won 14 league championships (including the 2010, 2012, 2015 and 2016 SEC championships) seven more than the next-closest coach in the SEC (Ben Howland has seven conference titles). With a 2016 SEC Tournament championship, Calipari now owns 13 conference tournament titles, eight more than his closest competitor (Howland).

He's tallied a 315-93 (.772) all-time record within conference play as a head coach and owns a 107-25 (.811) record since joining the SEC.

### 30 is the new 20

With a road win at Alabama on Feb. 11, John Calipari notched his 23rd consecutive season of 20 or more on-court wins as a collegiate head coach. He leads all active coaches with that streak, ahead of Mike Krzyzewski of Duke (21), Bill Self (19) and Jim Boeheim (17).

More impressive, Calipari has nine seasons with 30 or more on-court wins. Only Mike Krzyzewski (13) and Roy Williams (10) have more.

Calipari became the first coach in NCAA Division I history to record five straight on-court 30-win seasons, notching 30 straight in consecutive seasons from 2005-06 to 2009-10.

### The Success Rate

John Calipari has graduated 100 percent of the players (14 of 14) who have been eligible to receive their diploma by the end of their senior years and exhausted their athletic eligibility. Of that group, Patrick Patterson, Jarrod Polson and Alex Poythress completed their degrees in three years.

In the NCAA's APR, which measures eligibility, retention and graduation, UK has posted a single-year Academic Progress Rate of 977 or higher in every season under Calipari, including a perfect 1,000 in the last three single-year reports. Kentucky's four-year composite score in the most recent report, which was released in June, was a 1,000, earning the team an NCAA academic award for the second year in a row for finishing in the top 10 percent of Division I men's basketball programs.

Under Calipari, the team (scholarship competing players) has also posted a 3.0 grade-point average or better in seven of the last 12 semesters.

### Dream Maker

As someone who prides himself on helping young men reach their dreams, Coach Cal has helped 39 players get selected in the NBA Draft during his college coaching career, including 28 over his first seven seasons at Kentucky, which is more than double any other coach.

- Four No. 1 overall selections (Derrick Rose, John Wall, Anthony Davis and Karl-Anthony Towns) during the nine drafts

### TRACKING UK HEAD COACHES

| First 50 Games |       | First 100 Games |       | First 150 Games |        | First 200 Games |        | First 250 Games |        |
|----------------|-------|-----------------|-------|-----------------|--------|-----------------|--------|-----------------|--------|
| Calipari       | 45-5  | Rupp            | 89-11 | Rupp            | 125-25 | Rupp            | 163-37 | Calipari        | 206-44 |
| Smith          | 45-5  | Calipari        | 87-13 | Calipari        | 124-26 | Calipari        | 163-37 | Pitino          | 203-47 |
| Rupp           | 43-7  | Smith           | 80-20 | Smith           | 116-34 | Pitino          | 157-43 | Rupp            | 199-51 |
| Hall           | 32-18 | Pitino          | 73-27 | Pitino          | 114-36 | Smith           | 154-46 | Smith           | 197-53 |
| Pitino         | 31-19 | Hall            | 67-33 | Hall            | 110-40 | Hall            | 148-52 | Hall            | 189-61 |

### CALIPARI AT NO. 1

#### Record as AP Top-Ranked Coach Since 2009-10

| Coach              | Schools    | Records |
|--------------------|------------|---------|
| 1. John Calipari   | Kentucky   | 69-7    |
| 2. Bill Self       | Kansas     | 37-6    |
| 3. Mike Krzyzewski | Duke       | 28-5    |
| 4. Jay Wright      | Villanova  | 15-3    |
| 5. Jim Boeheim     | Syracuse   | 15-4    |
| 6. Tom Crean       | Indiana    | 14-3    |
| 7. Thad Matta      | Ohio State | 13-2    |
| 8. Sean Miller     | Arizona    | 12-1    |
| 9. Billy Donovan   | Florida    | 11-1    |
| 10. Mark Few       | Gonzaga    | 9-1     |

#### Record as AP Top-Ranked Coach Active

| Coach              | Schools            | Records |
|--------------------|--------------------|---------|
| 1. Mike Krzyzewski | Duke               | 193-29  |
| 2. John Calipari   | UK, Memphis, UMass | 110-12  |
| 3. Roy Williams    | UNC, Kansas        | 95-18   |
| 4. Bill Self       | Kansas             | 39-7    |
| 5. Bruce Weber     | Illinois           | 30-2    |
| 6. Jim Boeheim     | Syracuse           | 24-5    |
| 7. Thad Matta      | Ohio State         | 22-3    |
| 8. Bob Huggins     | Cincinnati         | 20-4    |
| 9. Jay Wright      | Villanova          | 15-3    |
| 10. Tom Crean      | Indiana            | 14-3    |

through games on Feb. 18, 2017

### CALIPARI'S DRAFT PICKS

| Player (School)          | Round  | Year (Overall) |
|--------------------------|--------|----------------|
| Eric Bledsoe (UK)        | First  | 2010 (18)      |
| Devin Booker (UK)        | First  | 2015 (13)      |
| Antonio Burks (MEM)      | Second | 2004 (36)      |
| Marcus Camby (UMASS)     | First  | 1996 (2)       |
| Rodney Carney (MEM)      | First  | 2006 (16)      |
| DeMarcus Cousins (UK)    | First  | 2010 (5)       |
| Willie Cauley-Stein (UK) | First  | 2015 (6)       |
| Anthony Davis (UK)       | First  | 2012 (1)       |
| Joey Dorsey (MEM)        | Second | 2008 (33)      |
| C. Douglas-Roberts (MEM) | Second | 2008 (40)      |
| Robert Dozier (MEM)      | Second | 2009 (60)      |
| Tyreke Evans (MEM)       | First  | 2009 (4)       |
| Archie Goodwin (UK)      | First  | 2013 (29)      |
| Josh Harrellson (UK)     | Second | 2011 (45)      |
| Andrew Harrison (UK)     | Second | 2015 (44)      |
| Dakari Johnson (UK)      | Second | 2015 (48)      |
| Terrence Jones (UK)      | First  | 2012 (18)      |
| Enes Kanter (UK)         | First  | 2011 (3)       |
| Michael Kidd-Gilchrist   | First  | 2012 (2)       |
| Brandon Knight (UK)      | First  | 2011 (8)       |
| Skal Labissiere (UK)     | First  | 2016 (28)      |
| Doron Lamb (UK)          | Second | 2012 (42)      |
| DeAndre Liggins (UK)     | Second | 2011 (53)      |
| Trey Lyles (UK)          | First  | 2015 (12)      |
| Darius Miller (UK)       | Second | 2012 (46)      |
| Jamal Murray (UK)        | First  | 2016 (7)       |
| Nerlens Noel (UK)        | First  | 2013 (6)       |
| Daniel Orton (UK)        | First  | 2010 (29)      |
| Patrick Patterson (UK)   | First  | 2010 (14)      |
| Julius Randle (UK)       | First  | 2014 (7)       |
| Lou Roe (UMass)          | Second | 1995 (30)      |
| Derrick Rose (MEM)       | First  | 2008 (1)       |
| Marquis Teague (UK)      | First  | 2012 (29)      |
| Karl-Anthony Towns (UK)  | First  | 2015 (1)       |
| Tyler Ulis (UK)          | Second | 2016 (34)      |
| Dajuan Wagner (MEM)      | First  | 2002 (6)       |
| John Wall (UK)           | First  | 2010 (1)       |
| Shawne Williams (MEM)    | First  | 2006 (17)      |
| James Young (UK)         | First  | 2014 (17)      |

from 2008 to 2016. No other coach has more than two No. 1 picks

- In 2010, five of his UK players were selected in the first round for the first time in NBA history
- His six players in the 2012 and 2015 NBA drafts are the most in the two-round era
- Churned out 28 NBA Draft picks, 21 first-rounders, three No. 1 overall selections, six top-five picks and 14 lottery picks at Kentucky
- Of the 41 players who have finished their college careers at Kentucky under Calipari, 28 have been selected in the NBA Draft (68.3 percent)
- Of the 18 players at UK who have declared for the NBA Draft after their freshman seasons, all 18 have been first-round picks. He is 22 for 22 in that regard when including his players from Memphis
- Dating back to the 2008 draft, 33 players under Coach Cal have been taken in the NBA Draft, including 23 first-rounders
- Only coach to produce the top two picks in the same draft (2012 - Anthony Davis and Michael Kidd-Gilchrist)
- Produced a top-10 pick in nine straight drafts since 2008. No other school has had a first-rounder in each of the last nine drafts

## Developing Talent

John Calipari hasn't just signed the best talent in the country while he's been at Kentucky; he's been the best at developing that talent and getting it ready for the next level.

Of the 24 top-25 players Kentucky has signed and have completed their college eligibility, 21 were drafted and 18 were selected in the first round. Those draft numbers don't include Isaiah Briscoe or any of the 2016 or 2017 classes, all of whom are still in school or will attend school.

But that's only half the story. Calipari's players don't just make it to the pros; they're better prepared than anyone else. The proof is in the numbers.

Over the course of his career, Calipari's more than 40 NBA pros have made approximately \$1.2 billion in NBA contracts alone, which doesn't include endorsement deals and overseas contracts. Of the players currently playing in the NBA, they've earned approximately \$1 billion in guaranteed contracts.

## Double-Digit Win Streaks

Kentucky's 38-game winning streak in 2014-15 was historic, but it wasn't completely out of the norm for John Calipari. It was the 17th streak of Calipari's career where his teams have won 10 or more consecutive games during the season, the sixth where they have won 20 or more, the fifth where they have won 25 or more, the first where they have won 30 or more, and the first with 35 or more. Here's a list of all of them:

- 38 Kentucky, 2014-15
- 27 Memphis, 2008-09
- 26 Memphis, 2007-08
- 26 UMass, 1995-96
- 25 Memphis, 2006-07
- 24 Kentucky, 2011-12
- 19 Kentucky, 2009-10
- 16 UMass, 1994-95
- 15 Memphis, 2005-06
10. 14 UMass, 1991-92
- 12 Memphis, 2007-08
- 12 Memphis, 2002-03
- 12 UMass, 1992-93
14. 11 Memphis, 2003-04
15. 10 Memphis, 2001-02
- 10 UMass, 1993-94
- 10 Kentucky, 2010-11

## Calipari Knows Defense

John Calipari's 2014-15 Kentucky Wildcat team was heralded as one of the best defensive teams ever. However, defense has always been a staple of Calipari-coached teams. Dating back to complete NCAA records beginning in 2001-02, Calipari's teams have been among national leaders in several critical defensive categories.

| Year          | FG % Def.         | Rebound Margin    | Scoring Margin     | Blocks            |
|---------------|-------------------|-------------------|--------------------|-------------------|
| 2001-02 (UM)  | 13th (39.5)       | 11th (+6.6)       | 15th (+11.2)       | 54th (4.4)        |
| 2002-03 (UM)  | 28th (40.6)       | 44th (+4.1)       | 32nd (+8.0)        | 26th (5.1)        |
| 2003-04 (UM)  | 34th (40.5)       | 58th (+3.4)       | 48th (+7.1)        | 20th (5.0)        |
| 2004-05 (UM)  | <b>4th (38.4)</b> | 75th (+2.9)       | 62nd (+5.9)        | 13th (5.4)        |
| 2005-06 (UM)  | <b>2nd (38.0)</b> | <b>9th (+6.7)</b> | <b>5th (+14.6)</b> | <b>8th (6.4)</b>  |
| 2006-07 (UM)  | 12th (39.0)       | 28th (+5.3)       | <b>5th (+5.8)</b>  | 12th (5.9)        |
| 2007-08 (UM)  | 12th (39.1)       | 16th (+6.2)       | <b>2nd (+18.0)</b> | <b>8th (6.1)</b>  |
| 2008-09 (UM)  | <b>1st (37.1)</b> | 19th (+6.1)       | <b>2nd (+16.3)</b> | <b>7th (6.0)</b>  |
| 2009-10 (UK)  | <b>3rd (37.8)</b> | <b>4th (+8.1)</b> | <b>6th (+14.3)</b> | <b>4th (7.2)</b>  |
| 2010-11 (UK)  | 15th (39.4)       | 60th (+3.6)       | 13th (+11.4)       | <b>3rd (6.3)</b>  |
| 2011-12 (UK)  | <b>1st (37.4)</b> | 12th (+6.8)       | <b>1st (+16.8)</b> | <b>1st (8.6)</b>  |
| 2012-13 (UK)  | 30th (39.2)       | 48th (+4.3)       | 48th (+8.2)        | <b>3rd (6.6)</b>  |
| 2013-14 (UK)  | 59th (41.1)       | <b>2nd (+9.4)</b> | 43rd (+8.2)        | 13th (5.9)        |
| 2014-15 (UK)  | <b>1st (35.4)</b> | 15th (+6.8)       | <b>1st (+20.1)</b> | <b>2nd (6.9)</b>  |
| 2015-16 (UK)  | 24th (39.7)       | 39th (+5.2)       | 17th (+11.4)       | <b>6th (5.8)</b>  |
| 2016-17 (UK)* | 142nd (43.0)      | 45th (+5.2)       | <b>6th (+15.6)</b> | <b>13th (5.6)</b> |

\*rankings through Feb. 18, 2017

## RECRUITING TRAIL

The Wildcats have signed more top-25 players over the past eight seasons than any other school under John Calipari's leadership. A quarter of all Rivals' top-10 prospects nationally over the past nine classes have signed with Coach Cal and the Cats.

| PLAYER (YEAR)                 | ESPN      | RIVALS    | SCOUT     | MCD | JB |
|-------------------------------|-----------|-----------|-----------|-----|----|
| Shai Gilgeous-Alexander ('17) | 43        | 32        | 46        |     |    |
| Hamidou Diallo ('17)          | 11        | 10~       | 10        |     |    |
| Quade Green ('17)             | 21        | 23        | 24        | Y   |    |
| Nick Richards ('17)           | 12        | 16        | 16        | Y   |    |
| P.J. Washington ('17)         | 16        | 11        | 13        | Y   |    |
| Bam Adebayo ('16)             | 5         | 7         | 11        | Y   | Y  |
| Brad Calipari ('16)           | NR        | NR        | NR        |     |    |
| De'Aaron Fox ('16)            | 6         | 6         | 6         | Y   | Y  |
| Wenyen Gabriel ('16)          | 14        | 13        | 12        |     | Y  |
| Sacha Killeya-Jones ('16)     | 24        | 24        | 27        | Y   |    |
| Malik Monk ('16)              | 9         | 9         | 13        | Y   | Y  |
| Tai Wynyard ('16)             | NR        | NR        | NR        |     |    |
| Isaiah Briscoe ('15)          | 13        | 9         | 15        | Y   | Y  |
| Isaac Humphries ('15)         | 49*       | 35*       | 50        |     |    |
| Skal Labissiere ('15)         | 11        | 4         | 3         |     | Y  |
| Charles Matthews ('15)        | 47        | 57        | 62        |     | Y  |
| Jamal Murray ('15)            | NA^       | 9         | 12        |     |    |
| Devin Murray ('14)            | 18        | 30        | 31        | Y   | Y  |
| Trey Lyles ('14)              | 7         | 8         | 8         | Y   | Y  |
| Karl-Anthony Towns ('14)      | 6         | 11        | 11        | Y   | Y  |
| Tyler Ulis ('14)              | 33        | 33        | 29        | Y   | Y  |
| Aaron Harrison ('13)          | 9         | 7         | 6         | Y   | Y  |
| Andrew Harrison ('13)         | 5         | 5         | 5         | Y   | Y  |
| Dominique Hawkins ('13)       | NR        | NR        | NR        |     |    |
| Dakari Johnson ('13)          | 7         | 9         | 17        | Y   | Y  |
| Marcus Lee ('13)              | 25        | 19        | 24        | Y   | Y  |
| Julius Randle ('13)           | 3         | 2         | 2         | Y   | Y  |
| James Young ('13)             | 8         | 11        | 11        | Y   | Y  |
| Derek Willis ('13)            | NR        | 115       | NR        |     |    |
| Archie Goodwin ('12)          | 15        | 14        | 14        | Y   | Y  |
| Willie Cauley-Stein ('12)     | 40        | 40        | 48        |     |    |
| Julius Mays ('12)             | NA#       | NA#       | NA#       |     |    |
| Nerlens Noel ('12)            | 1         | 2         | 1         |     | Y  |
| Alex Poythress ('12)          | 13        | 8         | 7         | Y   | Y  |
| Twany Beckham ('11)           | NA#       | NA#       | NA#       |     |    |
| Anthony Davis ('11)           | 1         | 2         | 1         | Y   | Y  |
| Ryan Harrow ('11)             | NA#       | NA#       | NA#       |     |    |
| M. Kidd-Gilchrist ('11)       | 4         | 3         | 6         | Y   | Y  |
| Marquis Teague ('11)          | 8         | 5         | 8         | Y   | Y  |
| Kyle Wiltjer ('11)            | 19        | 22        | 24        | Y   | Y  |
| Terrence Jones ('10)          | 9         | 13        | 8         | Y   | Y  |
| Enes Kanter ('10)             | 25        | 3         | 3         |     |    |
| Brandon Knight ('10)          | 4         | 6         | 6         | Y   | Y  |
| Doron Lamb ('10)              | 29        | 21        | 28        | Y   | Y  |
| Jarrod Polson ('10)           | NA@       | NA@       | NA@       |     |    |
| Stacey Poole, Jr. ('10)       | 51        | 33        | 67        |     |    |
| Eloy Vargas ('10)             | NA        | NA        | NA        |     |    |
| Eric Bledsoe ('09)            | NR        | 23        | 37        |     |    |
| DeMarcus Cousins ('09)        | 4         | 2         | 3         | Y   | Y  |
| Darnell Dodson ('09)          | NA#       | NA#       | NA#       |     |    |
| Jon Hood ('09)                | 92        | 40        | 46        |     |    |
| Daniel Orton ('09)            | 13        | 22        | 17        |     | Y  |
| John Wall ('09)               | 5         | 1         | 2         |     | Y  |
| <b>Top-10 Players</b>         | <b>18</b> | <b>21</b> | <b>17</b> |     |    |
| <b>Top-15 Players</b>         | <b>24</b> | <b>26</b> | <b>26</b> |     |    |
| <b>Top-25 Players</b>         | <b>33</b> | <b>35</b> | <b>32</b> |     |    |
| <b>Top-50 Players</b>         | <b>39</b> | <b>41</b> | <b>40</b> |     |    |

McDonald's All-Americans 28  
Jordan Brand Classic All-Americans 30

~ - final ranking in the 2017 class before early enrollment  
\* - ranking according to the 2016 class  
^ - reclassified after final rankings were released  
# - transfer  
@ - joined team as walk-on

## HONORS UNDER COACH CALIPARI

4

**SEC REGULAR-SEASON  
CHAMPIONSHIPS**  
(2010, 2012, 2015, 2016)

4

**FINAL FOURS**  
(2011, 2012, 2014, 2015)

4

**SEC TOURNAMENT  
CHAMPIONSHIPS**  
(2010, 2011, 2015, 2016)

2

**National Players of the Year**  
**John Wall (2010);**  
**Anthony Davis (2012)**

4

**No. 1 Draft Picks**  
**Derrick Rose (2008); John Wall**  
**(2010); Anthony Davis (2012);**  
**Karl-Anthony Towns (2015)**

2

**National Freshman  
Players of the Year**  
**John Wall (2010); Anthony Davis**  
**(2012)**

## Collegiate Awards

## All-America Honors

|                          |                                     |
|--------------------------|-------------------------------------|
| D. Cousins (2010)        | AP (1), NABC (2), USBWA (2), SN (2) |
| John Wall (2010)         | AP (1), NABC (2), USBWA (2), SN (2) |
| Anthony Davis (2012)     | AP (1), NABC (2), USBWA (2), SN (2) |
| M. Kidd-Gilchrist (2012) | AP (3), USBWA (2), NABC (3), SN (2) |
| Julius Randle (2014)     | NABC (3)                            |
| W. Cauley-Stein (2015)   | NABC (1), USBWA (1), SN (1)         |
| K. Towns (2015)          | SN (3)                              |
| Tyler Ulis (2016)        | AP (1), SN (1), USBWA (2), NABC (2) |

## SEC Player of the Year

|               |                   |
|---------------|-------------------|
| John Wall     | 2010 (Coaches/AP) |
| Anthony Davis | 2012 (Coaches/AP) |
| Tyler Ulis    | 2016 (Coaches/AP) |

## SEC Defensive Player of the Year

|                     |                |
|---------------------|----------------|
| Anthony Davis       | 2012 (Coaches) |
| Nerlens Noel        | 2013 (Coaches) |
| Willie Cauley-Stein | 2015 (Coaches) |
| Tyler Ulis          | 2016 (Coaches) |

## SEC Freshman of the Year

|                    |                   |
|--------------------|-------------------|
| DeMarcus Cousins   | 2010 (Coaches)    |
| John Wall          | 2010 (AP)         |
| Terrence Jones     | 2011 (Coaches/AP) |
| Anthony Davis      | 2012 (Coaches/AP) |
| Nerlens Noel       | 2013 (Coaches/AP) |
| Julius Randle      | 2014 (Coaches/AP) |
| Karl-Anthony Towns | 2015 (Coaches/AP) |

## SEC Sixth Man of the Year

|               |                |
|---------------|----------------|
| Darius Miller | 2012 (Coaches) |
| Kyle Wiltjer  | 2013 (Coaches) |
| Devin Booker  | 2015 (Coaches) |

## CoSIDA Academic All-America

|                      |      |
|----------------------|------|
| Alex Poythress (2nd) | 2016 |
|----------------------|------|

## All-SEC

|                          |                        |
|--------------------------|------------------------|
| D. Cousins (2010)        | 1st (Coaches/AP)       |
| P. Patterson (2010)      | 1st (Coaches)/2nd (AP) |
| John Wall (2010)         | 1st (Coaches/AP)       |
| Terrence Jones (2011)    | 1st (Coaches/AP)       |
| Brandon Knight (2011)    | 1st (Coaches)/2nd (AP) |
| Anthony Davis (2012)     | 1st (Coaches/AP)       |
| M. Kidd-Gilchrist (2012) | 1st (Coaches/AP)       |
| Terrence Jones (2012)    | 2nd (Coaches/AP)       |
| Doron Lamb (2012)        | 2nd (Coaches)          |
| Nerlens Noel (2013)      | 1st (Coaches/AP)       |
| Julius Randle (2014)     | 1st (Coaches/AP)       |
| James Young (2014)       | 2nd (Coaches)          |
| Devin Booker (2015)      | 2nd (Coaches)          |
| W. Cauley-Stein (2015)   | 1st (Coaches/AP)       |
| Aaron Harrison (2015)    | 2nd (Coaches/AP)       |
| K. Towns (2015)          | 1st (Coaches/AP)       |
| Tyler Ulis (2016)        | 1st (Coaches/AP)       |
| Jamal Murray (2016)      | 1st (Coaches/AP)       |

## All-SEC Defensive Team

|                        |      |
|------------------------|------|
| Patrick Patterson      | 2010 |
| DeAndre Liggins        | 2011 |
| Anthony Davis          | 2012 |
| Michael Kidd-Gilchrist | 2012 |
| Nerlens Noel           | 2013 |
| Willie Cauley-Stein    | 2013 |
| Willie Cauley-Stein    | 2015 |
| Tyler Ulis             | 2016 |

## Coaches' All-SEC Freshman Team

|                        |      |
|------------------------|------|
| Eric Bledsoe           | 2010 |
| DeMarcus Cousins       | 2010 |
| John Wall              | 2010 |
| Brandon Knight         | 2011 |
| Terrence Jones         | 2011 |
| Doron Lamb             | 2011 |
| Anthony Davis          | 2012 |
| Michael Kidd-Gilchrist | 2012 |
| Willie Cauley-Stein    | 2013 |
| Archie Goodwin         | 2013 |
| Nerlens Noel           | 2013 |
| Alex Poythress         | 2013 |
| Julius Randle          | 2014 |
| James Young            | 2014 |
| Devin Booker           | 2015 |
| Trey Lyles             | 2015 |
| Karl-Anthony Towns     | 2015 |
| Tyler Ulis             | 2015 |
| Jamal Murray           | 2016 |

## NCAA Final Four Team

|                        |      |
|------------------------|------|
| Anthony Davis (MVP)    | 2012 |
| Michael Kidd-Gilchrist | 2012 |
| Doron Lamb             | 2012 |
| Julius Randle          | 2014 |
| James Young            | 2014 |

## NCAA Regional Tournament

|                         |      |
|-------------------------|------|
| DeMarcus Cousins        | 2010 |
| John Wall               | 2010 |
| Josh Harrellson         | 2011 |
| Brandon Knight (MVP)    | 2011 |
| DeAndre Liggins         | 2011 |
| M. Kidd-Gilchrist (MVP) | 2012 |
| Anthony Davis           | 2012 |
| Doron Lamb              | 2012 |
| Aaron Harrison          | 2014 |
| Marcus Lee              | 2014 |
| Julius Randle (MVP)     | 2014 |
| Willie Cauley-Stein     | 2015 |
| Andrew Harrison         | 2015 |
| K. Towns (MVP)          | 2015 |

## SEC All-Tournament Team

|                     |      |
|---------------------|------|
| John Wall           | 2010 |
| Eric Bledsoe        | 2010 |
| DeMarcus Cousins    | 2010 |
| Darius Miller       | 2011 |
| Brandon Knight      | 2011 |
| Josh Harrellson     | 2011 |
| Anthony Davis       | 2012 |
| Terrence Jones      | 2012 |
| Aaron Harrison      | 2014 |
| Julius Randle       | 2014 |
| Willie Cauley-Stein | 2015 |
| Aaron Harrison      | 2015 |
| Andrew Harrison     | 2015 |
| Jamal Murray        | 2016 |
| Tyler Ulis          | 2016 |

## SEC Tournament MVP

|                     |      |
|---------------------|------|
| John Wall           | 2010 |
| Darius Miller       | 2011 |
| Willie Cauley-Stein | 2015 |
| Tyler Ulis          | 2016 |

## Former Cal Players in the NBA

## NBA Player of the Year

|              |      |
|--------------|------|
| Derrick Rose | 2011 |
|--------------|------|

## NBA Rookie of the Year

|                    |      |
|--------------------|------|
| Karl-Anthony Towns | 2016 |
| Tyreke Evans       | 2010 |
| Derrick Rose       | 2009 |

## NBA Defensive Player of the Year

|              |      |
|--------------|------|
| Marcus Camby | 2007 |
|--------------|------|

## NBA Cares Community Assist Award

|           |      |
|-----------|------|
| John Wall | 2016 |
|-----------|------|

## All-NBA Team

|                        |      |
|------------------------|------|
| DeMarcus Cousins (2nd) | 2016 |
| Anthony Davis (1st)    | 2015 |
| DeMarcus Cousins (2nd) | 2015 |
| Derrick Rose (1st)     | 2012 |
| Derrick Rose (1st)     | 2011 |

## All-NBA Rookie Team

|                              |      |
|------------------------------|------|
| Karl-Anthony Towns (1st)     | 2016 |
| Devin Booker (1st)           | 2016 |
| Willie Cauley-Stein (2nd)    | 2016 |
| Nerlens Noel (1st)           | 2015 |
| Anthony Davis (1st)          | 2013 |
| Michael Kidd-Gilchrist (2nd) | 2013 |
| Brandon Knight (1st)         | 2012 |
| DeMarcus Cousins (1st)       | 2011 |
| John Wall (1st)              | 2011 |
| Eric Bledsoe (2nd)           | 2011 |
| Tyreke Evans (1st)           | 2010 |
| Derrick Rose (1st)           | 2010 |
| Marcus Camby (1st)           | 1997 |

## All-NBA Defensive Team

|                     |      |
|---------------------|------|
| Anthony Davis (2nd) | 2015 |
| John Wall (2nd)     | 2015 |
| Marcus Camby (1st)  | 2008 |
| Marcus Camby (1st)  | 2007 |
| Marcus Camby (2nd)  | 2006 |
| Marcus Camby (2nd)  | 2005 |

## NBA All-Star Team

|                  |      |
|------------------|------|
| DeMarcus Cousins | 2017 |
| Anthony Davis    | 2017 |
| John Wall        | 2017 |
| DeMarcus Cousins | 2016 |
| Anthony Davis    | 2016 |
| John Wall        | 2016 |
| DeMarcus Cousins | 2015 |
| Anthony Davis    | 2015 |
| John Wall        | 2015 |
| Anthony Davis    | 2014 |
| John Wall        | 2014 |
| Derrick Rose     | 2012 |
| Derrick Rose     | 2011 |
| Derrick Rose     | 2010 |

## NBA All-Star Game MVP

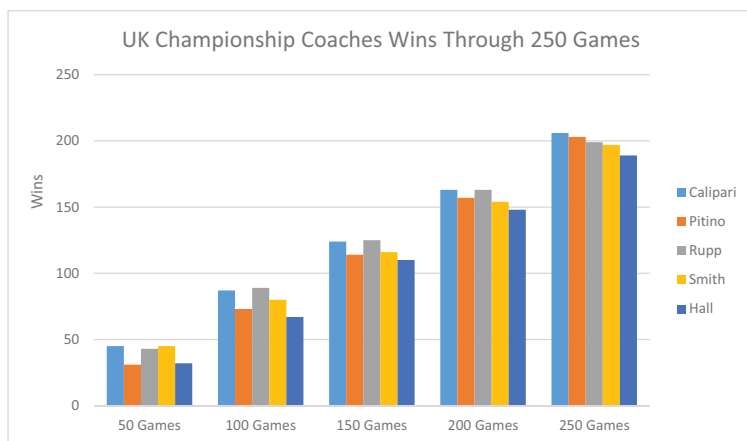
|               |      |
|---------------|------|
| Anthony Davis | 2017 |
|---------------|------|

## NBA Rising Stars Challenge MVP

|              |      |
|--------------|------|
| Jamal Murray | 2017 |
| John Wall    | 2011 |
| Tyreke Evans | 2010 |



# UK'S CHAMPIONSHIP COACHES THROUGH THEIR FIRST EIGHT SEASONS



| Weeks as AP No. 1 |     | Record as AP No. 1 |      |
|-------------------|-----|--------------------|------|
| Calipari          | 36  | Calipari           | 69-7 |
| Hall              | 14  | Hall               | 25-2 |
| Pitino            | 6   | Pitino             | 7-4  |
| Smith             | 3   | Smith              | 3-1  |
| Rupp              | N/A | Rupp               | N/A  |

| SEC Titles |                        |                        |
|------------|------------------------|------------------------|
|            | Regular Season         | Tournament             |
| Smith      | 5 (98, 00, 01, 03, 05) | 5 (98, 99, 01, 03, 04) |
| *Calipari  | 4 (10, 12, 15, 16)     | 4 (10, 11, 15, 16)     |
| Pitino     | 2 (95, 96)             | 5 (92, 93, 94, 95, 97) |
| Rupp       | 3 (33, 35, 37)         | 2 (33, 37)             |
| Hall       | 5 (73, 75, 77, 78, 80) | 0                      |

*\*Calipari is currently in his eighth season. Other numbers reflect conclusion of eighth season.*

## FINAL FOURS



| Noteworthy |               |         |         |
|------------|---------------|---------|---------|
|            | All-Americans | SEC POY | All-SEC |
| *Calipari  | 10            | 3       | 18      |
| Hall       | 10            | 3       | 22      |
| Rupp       | 9             | 0       | 0       |
| Pitino     | 4             | 3       | 20      |
| Smith      | 4             | 2       | 19      |

*\*Calipari is currently in his eighth season. Other numbers reflect conclusion of eighth season.*

## Achievements Under Calipari Never Achieved Before in History of Program ...

- 2** - National Players of the Year (John Wall, 2010; Anthony Davis, 2012)
- 3** - No. 1 NBA Draft Picks (Wall, 2010; Davis, 2012; Karl-Anthony Towns, 2015)
- 38** - NCAA victories, a single-season record achieved in 2012 and 2015
- 38-0** - start to the season in 2015, never before been achieved in NCAA history
- 6** - of eight teams ranked No. 1 at some point in the season
- 54** - consecutive home victories to begin UK coaching career
- 2** - National Freshmen of the Year (Wall, 2010; Davis, 2012)
- 2** - National Defensive Player of the Year (Davis, 2012; Willie Cauley-Stein, 2015)

### Career Winning Percentage

|          |      |
|----------|------|
| Rupp     | .822 |
| Calipari | .821 |
| Pitino   | .814 |
| Smith    | .760 |
| Hall     | .748 |

### Adolph Rupp (1931-72)

Appeared in his first Final Four in 1942, his 12th season. He's UK's all-time wins leader (876). In his career, he advanced to six Final Fours and won four National Championships.



A "players-first" coach with a penchant for helping people reach their dreams, John Calipari, a Naismith Memorial Basketball Hall of Famer, has guided six teams to the Final Four, led one to a national championship and helped 39 players get selected in the NBA Draft during his 24-year college coaching career.

Calipari guided Kentucky to its eighth national championship and his first national title in 2012. In becoming only the second coach in NCAA history to lead three different schools to the Final Four, he has racked up more than 600 victories, 17 NCAA Tournament appearances, six Final Fours and numerous national coach of the year honors.

In 2015, Coach Cal led college basketball's first ever 38-0 team, and became one of just three coaches to make four Final Fours in a five-year span. At the end of the season, Calipari became the 96th coach to join the Naismith Memorial Basketball Hall of Fame.

While building a program out of obscurity at Massachusetts, laying the foundation at Memphis and restoring luster at the sport's greatest program at Kentucky, he has totaled the second-most wins in NCAA history in the first 20 years of a college coaching career.

Quite honestly, though, Calipari's on-court success overshadows a much more significant picture.

In his goal to lead a players-first program, he has helped 39 players realize their dreams and guide them to NBA Draft selections, including a record five first-round draft picks in 2010. Two years later, six Wildcats heard their names called at the 2012 draft, the most in the two-round draft era. UK, with Calipari's help, would tie those six picks again in 2015, including a record-tying four lottery selections. His four No. 1 overall picks are twice as many as any other coach, and he's had 28 players drafted during his seven years at Kentucky, including 21 first-round picks.

Calipari's players have entered the league NBA-ready. He's coached an MVP, three All-NBA players, three Rookie of the Year winners, and 10 players from Calipari's first six teams at Kentucky have made the NBA All-Rookie teams.

Much like he did at UMass, where his players graduated at nearly 80 percent, Calipari has stressed academics. Fifteen of his last 18 seniors at Memphis earned their bachelor's degrees, and all 14 players at UK who were eligible to graduate by the end of their senior years walked away with a diploma in hand, including three players who earned their degree in just three years. In seven of the last 12 semesters, Calipari's teams have posted a combined team grade-point average of 3.0 or better.

His foundation, The Calipari Foundation, has raised millions of dollars to help the lives of those in need in the Commonwealth and across the country. In 2010, he used a telethon to raise more than \$1 million for victims of the devastating earthquake in Haiti, and he organized another one in 2012 for victims of Superstorm Sandy. A year after helping raise \$350,000 for charity during the inaugural UK alumni weekend, Calipari was the driving force behind the more than \$1 million that was donated to local and national organizations during the second annual alumni weekend, and then \$1.5 million in 2015.

With Rupp Arena under construction in 2016, Calipari held a celebrity softball game during the annual UK alumni weekend. That game, with the fantasy experience, raised approximately \$1.5 million for charity with matching funds, including more than \$450,000 that went to Louisiana flood relief efforts.

Author of five books, including the New York Times Best Seller "Players First: Coaching from the Inside Out," Calipari is a master of communication and maximizing talent. He lives by the motto that "it's never a matter of how far you have fallen, but instead it's about how high you bounce back."

## BIOGRAPHICAL INFORMATION

**Date of Birth:** Feb. 10, 1959 | **Wife:** Ellen  
**Children:** Erin Sue, Megan Rae, Bradley Vincent

### Education

Clarion State (1982)

### Head Coaching Experience

University of Massachusetts (1989-96)

New Jersey Nets (NBA) (1997-99)

University of Memphis (2001-09)

**University of Kentucky (2010-present)**

## COACHING AWARDS

- 2015 Naismith Memorial Basketball Hall of Fame Inductee
- 2015 AP National Coach of the Year
- 2015 Naismith National Coach of the Year
- 2015 NABC National Coach of the Year
- 2015 The Sporting News National Coach of the Year
- 2015 Adolph Rupp National Coach of the Year
- 2015 SEC Coach of the Year (AP/Coaches)
- 2015 USBWA District IV Coach of the Year
- 2012 Nell & John Wooden Coach of the Year Leadership Award
- 2012 Naismith National Coach of the Year Finalist
- 2012 SEC Coach of the Year (AP/Coaches)
- 2010 Adolph Rupp National Coach of the Year
- 2010 Naismith National Coach of the Year Finalist
- 2010 SEC Coach of the Year (AP)
- 2010 *Sporting News* SEC Coach of the Year
- 2010 Yahoo! Sports SEC Coach of the Year
- 2010 USBWA District IV Coach of the Year
- 2009 NABC National Co-Coach of the Year
- 2009 *Sports Illustrated* National Coach of the Year
- 2009 Phelan National Coach of the Year
- 2009 Iba National Coach of the Year Finalist
- 2009 C-USA Coach of the Year
- 2008 Naismith National Coach of the Year
- 2008 C-USA Coach of the Year
- 2008 Iba National Coach of the Year Finalist
- 2008 Phelan National Coach of the Year Finalist
- 2007 Phelan National Coach of the Year Finalist
- 2007 USBWA District IV Coach of the Year
- 2007 *Basketball Times* South Region Coach of the Year
- 2006 C-USA Coach of the Year
- 2004 NABC District 7 Coach of the Year
- 1996 Naismith National Coach of the Year
- 1996 NABC National Coach of the Year
- 1996 *The Sporting News* National Coach of the Year
- 1996 Atlantic 10 Coach of the Year
- 1995 Naismith National Coach of the Year Finalist
- 1994 Naismith National Coach of the Year Finalist
- 1994 Atlantic 10 Coach of the Year
- 1993 USBWA District I Coach of the Year
- 1993 Atlantic 10 Coach of the Year
- 1992 Eastern Basketball Coach of the Year



## NCAA DIVISION I ACTIVE WINNINGEST COACHES

(On-Court By Percentage - Min. 10 yrs. at Division I level)

| NO. | COACH/TEAM                    | YRS.      | PCT.        |
|-----|-------------------------------|-----------|-------------|
| 1.  | Mark Few/Gonzaga              | 17        | .808        |
| 2.  | Roy Williams/UNC              | 28        | .789        |
| 3.  | <b>John Calipari/Kentucky</b> | <b>24</b> | <b>.780</b> |
| 4.  | Mike Krzyzewski/Duke          | 41        | .765        |
| 5.  | Bill Self/Kansas              | 23        | .759        |

\*numbers going into the 2016-17 season

## SINCE 2005-06 ...

Since the 2005-06 season, John Calipari's on-court record ranks him as the winningest coach. Totals through Feb. 18, 2017.

|    | COACH                | RECORD        |
|----|----------------------|---------------|
| 1. | <b>John Calipari</b> | <b>376-66</b> |
| 2. | Bill Self            | 362-70        |
| 3. | Mike Krzyzewski      | 344-80        |
| 4. | Roy Williams         | 336-98        |
| 5. | Mark Few             | 335-74        |

## MISCELLANEOUS ON-COURT RECORDS

Overall On-Court Record:.....684-192 (.781)  
 March/April Record:.....145-41 (.780)  
 NCAA Record:.....48-16 (.750)  
 Record in Conference Games:.....315-93 (.772)  
 Record in Conference Tournament:.....50-12 (.806)

- Calipari owns the most single-season wins with 38, tying his own record (Memphis in '08 and UK in '12) in 2016 with 38 wins
- Calipari is one of two coaches (Roy Williams) in NCAA Division I history to have 400 or more wins in the first 16 years as a head coach. Calipari had 416 wins in his first 16 years
- Calipari is the winningest coach in NCAA Division I history for a five-year span with 173 victories (2008-12)
- Calipari is the first coach in NCAA Division I history to record five straight on-court 30-win seasons. Memphis hit the 30-win plateau from 2006-09
- Calipari is one of only two coaches (Rick Pitino) to lead three different schools to a Final Four
- Calipari is one of only three coaches (John Wooden, Mike Krzyzewski) to go to four Final Fours in five seasons
- Calipari started with a 54-0 record in Rupp Arena as head coach of the Wildcats
- Calipari has 28 players that have been chosen in the NBA Draft (21 first-round picks) over the last seven seasons
- Calipari has more wins (327) in a 10-year period (2006-15) than any other coach in college basketball history
- Calipari is the second-fastest Division I men's basketball coach to reach 200 victories at a single school, behind only LIU-Brooklyn's Claire Bee

## CAL IN CONFERENCE

| SEC COACHES                    | CONFERENCE CHAMPIONSHIPS | Tournament Championships | Conference Coach of the Year |
|--------------------------------|--------------------------|--------------------------|------------------------------|
| Avery Johnson, Alabama         | 0                        | 0                        | 0                            |
| Mike Anderson, Arkansas        | 1                        | 1                        | 1                            |
| Bruce Pearl, Auburn            | 7                        | 2                        | 7                            |
| Michael White, Florida         | 3                        | 0                        | 2                            |
| Mark Fox, Georgia              | 4                        | 0                        | 3                            |
| <b>John Calipari, Kentucky</b> | <b>14</b>                | <b>13</b>                | <b>9</b>                     |
| Johnny Jones, LSU              | 1                        | 2                        | 0                            |
| Kim Anderson, Missouri         | 6                        | 4                        | 2                            |
| Andy Kennedy, Ole Miss         | 0                        | 1                        | 2                            |
| Ben Howland, Mississippi State | 7                        | 5                        | 3                            |
| Frank Martin, South Carolina   | 0                        | 0                        | 1                            |
| Rick Barnes, Tennessee         | 3                        | 1                        | 5                            |
| Billy Kennedy, Texas A&M       | 5                        | 2                        | 4                            |
| Bryce Drew, Vanderbilt         | 4                        | 2                        | 3                            |
| <b>TOTALS</b>                  | <b>55</b>                | <b>33</b>                | <b>42</b>                    |

## CALIPARI VS. ALL OPPONENTS

|                               |                             |                                |                             |
|-------------------------------|-----------------------------|--------------------------------|-----------------------------|
| Alabama..... 12-3             | Furman..... 1-0             | Mississippi Valley St..... 1-0 | S. Louisiana..... 3-0       |
| Albany..... 1-0               | George Mason..... 1-0       | Missouri..... 6-2              | Southern Cal..... 2-0       |
| Arizona..... 1-1              | George Washington..... 8-9  | Montana State..... 1-0         | Southern Miss..... 15-4     |
| Arizona State..... 2-1        | Georgetown..... 2-1         | Morehead State..... 2-0        | Southwest Texas St..... 1-0 |
| Arkansas..... 9-6             | Georgia..... 13-2           | Murray State..... 1-0          | St. Bonaventure..... 17-1   |
| Arkansas-Little Rock..... 3-0 | Georgia Tech..... 1-1       | Nevada..... 1-0                | St. John's..... 1-0         |
| Arkansas-Pine Bluff..... 1-0  | Gonzaga..... 4-0            | New Hampshire..... 5-0         | St. Joseph's..... 15-5      |
| Arkansas State..... 4-0       | Grand Canyon..... 1-0       | New Mexico..... 1-0            | St. Mary's..... 1-0         |
| Auburn..... 9-1               | Hampton..... 1-0            | New Orleans..... 1-0           | St. Peter's..... 1-0        |
| Austin Peay..... 6-1          | Hartford..... 2-0           | North Carolina..... 1-0        | Stanford..... 3-2           |
| Baylor..... 1-2               | Harvard..... 1-0            | North Carolina State..... 6-2  | Stephen F. Austin..... 1-0  |
| Belmont..... 2-0              | Hofstra..... 1-0            | North Carolina State..... 1-0  | Stony Brook..... 1-0        |
| Boise State..... 1-0          | Holy Cross..... 4-1         | North Texas..... 1-0           | Syracuse..... 3-2           |
| Boston..... 7-1               | Houston..... 16-3           | Northeastern..... 3-1          | TCU..... 7-1                |
| Boston College..... 2-0       | Howard..... 1-0             | Northern Kentucky..... 1-0     | Temple..... 13-11           |
| Bradley..... 1-0              | Illinois..... 1-1           | Northwestern State..... 1-0    | Tennessee..... 14-7         |
| Bucknell..... 1-0             | Illinois State..... 1-0     | Notre Dame..... 2-1            | Tennessee Tech..... 1-0     |
| Buffalo..... 2-0              | Indiana..... 3-2            | Oakland..... 1-0               | Texas..... 2-2              |
| BYU..... 1-0                  | Iowa..... 0-1               | Ohio State..... 1-2            | Texas A&M..... 6-2          |
| Cal State Northridge..... 1-0 | Iowa State..... 2-0         | Oklahoma..... 5-1              | Towson State..... 1-0       |
| Canisius..... 1-0             | Jackson State..... 2-0      | Oklahoma State..... 0-2        | Tulane..... 16-0            |
| Central Conn. St..... 2-0     | Kansas..... 3-5             | Old Dominion..... 2-0          | Tulsa..... 11-1             |
| Charlotte..... 2-3            | Kansas State..... 2-0       | Ole Miss..... 13-4             | UAB..... 14-3               |
| Chattanooga..... 2-0          | Keene State..... 1-0        | Oral Roberts..... 1-0          | UCF..... 5-0                |
| Christian Brothers..... 2-0   | Kentucky..... 2-4           | Oregon State..... 1-0          | UCLA..... 3-3               |
| Cincinnati..... 6-7           | La Salle..... 3-0           | Pennsylvania..... 3-0          | UNC Asheville..... 2-0      |
| Cleveland State..... 4-0      | Lafayette (Pa.)..... 1-0    | Penn State..... 4-4            | UNC Greensboro..... 1-0     |
| Coastal Carolina..... 1-0     | Lamar..... 4-0              | Pepperdine..... 1-0            | UNC Wilmington..... 1-0     |
| Colorado..... 1-1             | LIU-Brooklyn..... 1-0       | Pittsburgh..... 2-1            | USF..... 10-1               |
| Colorado State..... 0-1       | Lipscomb..... 1-0           | Portland..... 3-0              | Utah..... 1-1               |
| Columbia..... 1-0             | Long Beach State..... 1-0   | Princeton..... 2-0             | UTEP..... 5-0               |
| Connecticut..... 2-5          | Louisiana Tech..... 1-1     | Providence..... 3-1            | UT Arlington..... 3-0       |
| Coppin State..... 1-0         | Louisville..... 14-7        | Purdue..... 2-1                | UT Martin..... 5-0          |
| Cornell..... 1-0              | Loyola..... 1-0             | Radford..... 1-0               | Valparaiso..... 1-0         |
| Dartmouth..... 1-0            | Lowell..... 2-1             | Rhode Island..... 16-2         | Vanderbilt..... 12-4        |
| Dayton..... 1-0               | LSU..... 10-2               | Rice..... 4-0                  | Vermont..... 2-0            |
| DePaul..... 4-2               | Manhattan..... 2-0          | Richmond..... 1-0              | Villanova..... 2-0          |
| Detroit..... 1-0              | Marist..... 2-0             | Rider..... 1-0                 | Virginia..... 0-1           |
| Drexel..... 2-0               | Marquette..... 3-1          | Robert Morris..... 1-1         | Virginia Tech..... 2-0      |
| Duke..... 1-2                 | Marshall..... 6-0           | Rutgers..... 11-4              | Wake Forest..... 2-1        |
| Duquesne..... 12-4            | Maryland..... 5-3           | Saint Louis..... 4-3           | Washington..... 1-0         |
| East Carolina..... 7-0        | Massachusetts..... 1-0      | Sam Houston State..... 1-0     | West Virginia..... 12-7     |
| East Tennessee State..... 3-0 | Memphis..... 1-0            | Samford..... 3-0               | Western Kentucky..... 2-0   |
| Eastern Kentucky..... 3-0     | Miami (Fla.)..... 0-1       | Santa Clara..... 1-0           | Wichita State..... 1-0      |
| Eastern Michigan..... 2-0     | Miami (Ohio)..... 2-0       | Savannah State..... 1-0        | Winthrop..... 2-0           |
| Fairfield..... 1-0            | Michigan..... 1-0           | Seton Hall..... 1-0            | Wisconsin..... 1-1          |
| Florida..... 14-6             | Michigan State..... 2-1     | Siena..... 4-0                 | Wofford..... 1-0            |
| Florida State..... 1-1        | Middle Tennessee..... 3-0   | SMU..... 7-0                   | Wright State..... 1-0       |
| Florida Tech..... 0-1         | Milwaukee..... 1-0          | South Carolina..... 13-2       | Xavier..... 2-2             |
| Fordham..... 5-0              | Mississippi State..... 11-0 | South Connecticut..... 1-0     | Yale..... 1-0               |



## CALIPARI ERA SINGLE-GAME RECORDS

## MOST POINTS

| Pts. | Player vs. Opponent               | Date     |
|------|-----------------------------------|----------|
| 47   | Malik Monk vs. North Carolina     | 12-17-16 |
| 37   | Malik Monk vs. GEORGIA            | 1-31-17  |
| 35   | Jamal Murray vs. FLORIDA          | 2-6-16   |
| 35   | Terrence Jones vs. AUBURN         | 1-11-11  |
| 34   | Malik Monk at Ole Miss            | 12-29-16 |
| 33   | Jamal Murray at Vanderbilt        | 2-27-16  |
| 33   | Jamal Murray vs. Ohio State       | 12-19-15 |
| 32   | Doron Lamb vs. WINTHROP           | 12-22-10 |
| 30   | Tyler Ulis vs. Texas A&M          | 3-13-16  |
| 30   | Brandon Knight vs. West Va.       | 3-19-11  |
| 29   | Julius Randle vs. BELMONT         | 12-21-13 |
| 29   | Terrence Jones vs. Oklahoma       | 11-22-10 |
| 29   | Eric Bledsoe vs. E. Tennessee St. | 3-18-10  |
| 28   | Aaron Harrison vs. R. MORRIS      | 11-17-13 |
| 28   | Archie Goodwin vs. MOREHEAD ST.   | 11-21-12 |
| 28   | Anthony Davis vs. VANDERBILT      | 2-25-12  |
| 27   | Malik Monk vs. SOUTH CAROLINA     | 1-21-17  |
| 27   | De'Aaron Fox vs. ARKANSAS         | 1-17-17  |
| 27   | Tyler Ulis vs. Indiana            | 3-19-16  |
| 27   | Tyler Ulis at South Carolina      | 2-13-16  |
| 27   | Julius Randle vs. Michigan St.    | 11-12-13 |
| 27   | Terrence Jones at LSU             | 1-28-12  |
| 27   | Anthony Davis vs. ARKANSAS        | 1-17-12  |
| 27   | Terrence Jones vs. Notre Dame     | 12-8-10  |
| 27   | DeMarcus Cousins at S. Carolina   | 1-26-10  |
| 27   | D. Cousins vs. S. HOUSTON ST.     | 11-19-09 |

**Active:** 47, Malik Monk vs. North Carolina, 12-17-16

**SEC:** 37, Malik Monk vs. GEORGIA, 1-31-17

**Postseason:** 30, Tyler Ulis vs. Texas A&M, 3-13-16

**SEC Tourney:** 30, Tyler Ulis vs. Texas A&M, 3-13-16

**NCAA Tourney:** 30, Brandon Knight vs. West Va., 3-19-11

**Rupp Arena:** 37, Malik Monk vs. GEORGIA, 1-31-17

**On the Road:** 34, Malik Monk at Ole Miss, 12-29-16

**Neutral:** 47, Malik Monk vs. North Carolina, 12-17-16

**SEC Road:** 34, Malik Monk at Ole Miss, 12-29-16

**Ranked Opp.:** 47, Malik Monk vs. North Carolina, 12-17-16

**Freshman:** 47, Malik Monk vs. North Carolina, 12-17-16

**Sophomore:** 30, Tyler Ulis vs. Texas A&M, 3-13-16

**Junior:** 25, Derek Willis vs. TENNESSEE, 2-18-16

**Senior:** 25, Alex Poythress at Alabama, 1-19-16

**Opener:** 25, Terrence Jones vs. E. TENN. ST., 11-12-10

**SEC Opener:** 34, Malik Monk at Ole Miss, 12-29-16

*\*\*In some cases, the most recent occurrence is listed*

## MOST POINTS IN AN SEC GAME

| Pts. | Player vs. Opponent             | Date     |
|------|---------------------------------|----------|
| 37   | Malik Monk vs. GEORGIA          | 1-31-17  |
| 35   | Jamal Murray vs. FLORIDA        | 2-6-16   |
| 35   | Terrence Jones vs. AUBURN       | 1-11-11  |
| 34   | Malik Monk at Ole Miss          | 12-29-16 |
| 33   | Jamal Murray at Vanderbilt      | 2-27-16  |
| 28   | Jamal Murray vs. TENNESSEE      | 2-18-16  |
| 28   | Anthony Davis vs. VANDERBILT    | 2-25-12  |
| 27   | Malik Monk vs. SOUTH CAROLINA   | 1-21-17  |
| 27   | De'Aaron Fox vs. ARKANSAS       | 1-17-17  |
| 27   | Tyler Ulis at South Carolina    | 2-13-16  |
| 27   | Terrence Jones at LSU           | 1-28-12  |
| 27   | Anthony Davis vs. ARKANSAS      | 1-17-12  |
| 27   | DeMarcus Cousins at S. Carolina | 1-26-10  |
| 26   | Malik Monk vs. TEXAS A&M        | 1-3-17   |
| 26   | Jamal Murray at South Carolina  | 2-13-16  |
| 26   | Aaron Harrison vs. OLE MISS     | 1-6-15   |
| 26   | Andrew Harrison vs. TENNESSEE   | 1-18-14  |
| 26   | James Young vs. MISSISSIPPI ST. | 1-8-14   |
| 26   | Kyle Wiltjer at Ole Miss        | 1-29-13  |
| 26   | Brandon Knight at Arkansas      | 2-23-11  |

## MOST POINTS IN A HALF

| Pts. | Player vs. Opponent                         | Date     |
|------|---|----------|
| 27   | Malik Monk <sup>1</sup> vs. North Carolina  | 12-17-16 |
| 27   | Jamal Murray <sup>2</sup> vs. Ohio State    | 12-19-15 |
| 24   | Malik Monk <sup>1</sup> at Ole Miss         | 12-29-16 |
| 23   | Malik Monk <sup>1</sup> vs. GEORGIA         | 1-31-17  |
| 23   | Julius Randle <sup>2</sup> vs. Michigan St. | 11-12-13 |
| 22   | Terrence Jones <sup>2</sup> vs. AUBURN      | 1-11-11  |
| 22   | Eric Bledsoe <sup>2</sup> vs. MOREHEAD ST.  | 11-13-09 |
| 21   | Jamal Murray <sup>1</sup> at Vanderbilt     | 2-27-16  |
| 21   | Malik Monk <sup>1</sup> vs. North Carolina  | 12-17-16 |
| 20   | Jamal Murray <sup>1</sup> vs. FLORIDA       | 2-6-16   |
| 20   | Terrence Jones <sup>2</sup> at Georgia      | 1-8-11   |
| 20   | D. Cousins <sup>2</sup> vs. UNC Asheville   | 11-30-09 |

1 - First Half; 2 - Second Half

## MOST POINTS OFF THE BENCH

| Pts. | Player vs. Opponent          | Date     |
|------|------------------------------|----------|
| 35   | Terrence Jones vs. AUBURN    | 1-11-11  |
| 32   | Doron Lamb vs. WINTHROP      | 12-22-10 |
| 26   | Kyle Wiltjer at Ole Miss     | 1-29-13  |
| 24   | Jamal Murray vs. LOYOLA      | 12-22-11 |
| 23   | Doron Lamb at North Carolina | 12-4-10  |
| 23   | Kyle Wiltjer vs. LIPSCOMB    | 12-15-12 |
| 20   | Doron Lamb at Ole Miss       | 2-1-11   |
| 20   | Doron Lamb vs. E. TENN. ST.  | 11-12-10 |

## MOST 3-POINTERS MADE

| 3's | Player vs. Opponent           | Date     |
|-----|-------------------------------|----------|
| 8   | Malik Monk vs. North Carolina | 12-17-16 |
| 8   | Jamal Murray vs. FLORIDA      | 2-6-16   |
| 8   | Eric Bledsoe vs. E. Tenn. St. | 3-18-10  |
| 7   | Malik Monk vs. GEORGIA        | 1-31-17  |
| 7   | Malik Monk vs. Michigan St.   | 11-15-16 |
| 7   | Derek Willis vs. TENNESSEE    | 2-18-16  |
| 7   | Jamal Murray vs. Ohio State   | 12-19-15 |
| 7   | Kyle Wiltjer vs. LIPSCOMB     | 12-15-12 |
| 7   | Kyle Wiltjer vs. LAFAYETTE    | 11-16-12 |
| 7   | Doron Lamb vs. WINTHROP       | 12-22-10 |

## MOST FREE THROWS

| Fts | Player vs. Opponent             | Date     |
|-----|---------------------------------|----------|
| 14  | Tyler Ulis at Arkansas          | 1-21-16  |
| 13  | Julius Randle at Ole Miss       | 2-18-14  |
| 13  | Julius Randle vs. BELMONT       | 12-21-13 |
| 12  | Tyler Ulis at Tennessee         | 2-2-16   |
| 12  | Dakari Johnson vs. UT ARL.      | 11-25-14 |
| 12  | Archie Goodwin at Ole Miss      | 1-29-13  |
| 12  | Archie Goodwin vs. MOREHEAD ST. | 11-21-12 |
| 12  | Anthony Davis vs. LOUISVILLE    | 12-31-11 |

## MOST REBOUNDS

| Rebs | Player vs. Opponent              | Date     |
|------|----------------------------------|----------|
| 19   | M. Kidd-Gilchrist vs. LOUISVILLE | 12-31-11 |
| 18   | Anthony Davis vs. CHATT.         | 12-17-11 |
| 18   | D. Cousins vs. LOUISVILLE        | 1-2-10   |
| 18   | Patrick Patterson vs. RIDER      | 11-21-09 |
| 18   | D. Cousins vs. SAM HOUSTON ST.   | 11-19-09 |
| 17   | Terrence Jones vs. Notre Dame    | 12-8-10  |
| 17   | Terrence Jones at Washington     | 11-23-10 |
| 16   | Wenyan Gabriel vs. AUBURN        | 1-14-17  |
| 16   | Julius Randle vs. LSU            | 3-14-14  |
| 16   | Julius Randle vs. UNC ASHEVILLE  | 11-8-13  |
| 16   | Nerlens Noel vs. BAYLOR          | 12-1-12  |
| 16   | Anthony Davis vs. Kansas         | 4-2-12   |
| 16   | Anthony Davis vs. LITTLE ROCK    | 1-3-12   |
| 15   | Julius Randle vs. Kansas State   | 3-21-14  |
| 15   | Julius Randle at South Carolina  | 3-1-14   |
| 15   | Julius Randle vs. LSU            | 2-22-14  |
| 15   | Julius Randle vs. CLEV. ST.      | 11-25-13 |
| 15   | Julius Randle vs. R. MORRIS      | 11-17-13 |
| 15   | Anthony Davis vs. ST. JOHN'S     | 12-1-11  |
| 15   | Terrence Jones vs. UConn         | 4-2-11   |
| 15   | DeMarcus Cousins vs. Tennessee   | 3-13-10  |

**Active:** 16, Wenyan Gabriel vs. AUBURN, 1-14-17

**SEC:** 16, Wenyan Gabriel vs. AUBURN, 1-14-17

**Postseason:** 16, Julius Randle vs. LSU, 3-14-14

**SEC Tourney:** 16, Julius Randle vs. LSU, 3-14-14

**NCAA Tourney:** 16, Anthony Davis vs. Kansas, 4-2-12

**Rupp Arena:** 19, M. Kidd-Gilchrist vs. LOUISVILLE, 12-31-11

**On the Road:** 17, Terrence Jones at Wash., 11-23-10

**SEC Road:** 15, Julius Randle at South Carolina, 3-1-14

**Ranked Opp.:** 19, M. Kidd-Gilchrist vs. LOUISVILLE, 12-31-11

**Freshman:** 19, M. Kidd-Gilchrist vs. LOUISVILLE, 12-31-11

**Sophomore:** 14, Isaiah Briscoe at Tennessee, 1-24-17

**Junior:** 18, Patrick Patterson vs. RIDER, 11-21-09

**Senior:** 14, Josh Harrellson at Arkansas, 2-23-11

**Opener:** 16, Julius Randle vs. UNC ASHEVILLE, 11-8-13

**SEC Opener:** 12, W. Cauley-Stein vs. OLE MISS, 1-6-15

*\*\*In some cases, the most recent occurrence is listed*

## MOST OFFENSIVE REBOUNDS

| Rebs | Player vs. Opponent           | Date     |
|------|-------------------------------|----------|
| 9    | W. Cauley-Stein vs. ARKANSAS  | 2-27-14  |
| 9    | DeMarcus Cousins vs. OLE MISS | 2-2-10   |
| 9    | Patrick Patterson vs. RIDER   | 11-21-09 |
| 8    | Bam Adebayo vs. UT MARTIN     | 11-25-16 |
| 8    | D. Johnson vs. GRAND CANYON   | 11-14-14 |
| 8    | D. Cousins vs. VANDERBILT     | 1-30-10  |
| 8    | Patrick Patterson at Indiana  | 12-12-09 |
| 8    | D. Cousins vs. S. HOUSTON ST. | 11-19-09 |

## MOST DEFENSIVE REBOUNDS

| Rebs | Player vs. Opponent              | Date     |
|------|----------------------------------|----------|
| 15   | Terrence Jones vs. Notre Dame    | 12-8-10  |
| 14   | DeMarcus Cousins vs. LOUISVILLE  | 1-2-10   |
| 13   | Anthony Davis vs. LSU            | 3-9-12   |
| 13   | M. Kidd-Gilchrist vs. LOUISVILLE | 12-31-11 |
| 13   | Anthony Davis vs. CHATT.         | 12-17-11 |
| 13   | Terrence Jones vs. Washington    | 11-23-10 |
| 12   | Karl-Anthony Towns vs. GEORGIA   | 2-3-15   |
| 12   | Julius Randle vs. Kansas State   | 3-21-14  |
| 12   | Anthony Davis vs. Kansas         | 4-2-12   |
| 12   | Anthony Davis vs. Louisville     | 3-31-12  |
| 12   | A. Davis vs. ARK-LITTLE ROCK     | 1-3-12   |

## MOST ASSISTS

| Assts. | Player vs. Opponent            | Date     |
|--------|--------------------------------|----------|
| 16     | John Wall vs. HARTFORD         | 12-29-09 |
| 14     | Tyler Ulis vs. LSU             | 3-5-16   |
| 14     | John Wall vs. UNC Asheville    | 11-30-09 |
| 12     | De'Aaron Fox vs. SFA           | 11-11-16 |
| 12     | Tyler Ulis at South Carolina   | 2-13-16  |
| 11     | Isaiah Briscoe at Ole Miss     | 12-29-16 |
| 11     | De'Aaron Fox vs. CLEVELAND ST. | 11-23-16 |
| 11     | Tyler Ulis at Florida          | 3-1-16   |
| 11     | Tyler Ulis at Texas A&M        | 2-20-16  |
| 11     | Tyler Ulis vs. FLORIDA         | 2-6-16   |
| 11     | John Wall vs. E. Tenn. State   | 3-18-10  |
| 11     | John Wall vs. RIDER            | 11-21-09 |

**Active:** 12, De'Aaron Fox vs. SFA, 11-11-16

**SEC:** 14, Tyler Ulis vs. LSU, 3-5-16

**Postseason:** 11, J. Wall vs. E. Tennessee State, 3-18-10

**SEC Tourney:** 9, Andrew Harrison vs. Georgia, 3-15-14

**NCAA Tourney:** 11, J. Wall vs. E. Tennessee St., 3-18-10

**Rupp Arena:** 16, John Wall vs. HARTFORD, 12-29-09

**On the Road:** 12, Tyler Ulis, at South Carolina, 2-13-16

**SEC Road:** 12, Tyler Ulis, at South Carolina, 2-13-16

**Ranked Opp.:** 12, Tyler Ulis, at South Carolina, 2-13-16

**Freshman:** 16, John Wall vs. HARTFORD, 12-29-09

**Sophomore:** 14, Tyler Ulis vs. LSU, 3-5-16

**Junior:** 9, DeAndre Liggins vs. WINTHROP, 12-22-10

**Senior:** 10, Julius Mays vs. LAFAYETTE, 11-16-12

**Opener:** 12, De'Aaron Fox vs. SFA, 11-11-16

**SEC Opener:** 11, Isaiah Briscoe at Ole Miss, 12-29-16

*\*\*In some cases, the most recent occurrence is listed*

## MOST POINTS-REBOUNDS-ASSISTS

| P-R-A         | Player vs. Opponent              | Date     |
|---------------|----------------------------------|----------|
| 49 (47-0-2)   | Malik Monk vs. UNC               | 12-17-16 |
| 47 (27-17-3)  | T. Jones vs. Notre Dame          | 12-8-10  |
| 45 (29-13-3)  | T. Jones vs. Oklahoma            | 11-22-10 |
| 45 (27-18-0)  | D. Cousins vs. S. HOUSTON        | 11-19-09 |
| 44 (24-19-1)  | M. Kidd-Gilchrist vs. LOUISVILLE | 12-31-11 |
| 43 (33-9-2)   | Jamal Murray at Vanderbilt       | 2-27-16  |
| 43 (35-0-8)   | Terrence Jones vs. AUBURN        | 1-11-11  |
| 42 (23-11-8)  | Isaiah Briscoe vs. GEORGIA       | 1-31-17  |
| 42 (35-6-1)   | Jamal Murray vs. FLORIDA         | 2-6-16   |
| 41 (37-3-1)   | Malik Monk vs. GEORGIA           | 1-31-17  |
| 41 (34-6-1)   | Malik Monk at Ole Miss           | 12-29-16 |
| 41 (26-10-5)  | J. Young vs. MISSISSIPPI STATE   | 1-8-14   |
| 41 (27-13-1)  | J. Randle vs. Michigan State     | 11-12-13 |
| 41 (27-14-0)  | A. Davis vs. ARKANSAS            | 1-17-12  |
| 40 (19-11-10) | Isaiah Briscoe at Ole Miss       | 12-29-16 |
| 40 (23-16-1)  | J. Randle vs. UNC ASHEVILLE      | 11-8-13  |
| 40 (22-9-9)   | A. Goodwin vs. LIU-BROOK         | 11-23-12 |

## MOST MINUTES WITHOUT A TURNOVER

| Mins. | Player vs. Opponent                | Date     |
|-------|------------------------------------|----------|
| 44    | Darius Miller at Arkansas          | 2-23-11  |
| 41    | Aaron Harrison vs. LSU             | 2-22-14  |
| 40    | Tyler Ulis vs. Duke                | 11-17-15 |
| 40    | Aaron Harrison vs. OLE MISS        | 1-6-15   |
| 40    | Alex Poythress vs. MISSOURI        | 2-23-13  |
| 39    | Nerlens Noel vs. TEXAS A&M         | 1-12-13  |
| 39    | Ryan Harrow at Louisville          | 12-29-12 |
| 39    | Anthony Davis vs. ALABAMA          | 1-21-12  |
| 39    | M. Kidd-Gilchrist vs. LOUISVILLE   | 12-31-11 |
| 38    | Aaron Harrison at LSU              | 1-28-14  |
| 38    | P. Patterson vs. Mississippi State | 3-14-10  |

## MOST BLOCKED SHOTS

| Blks. | Player vs. Opponent                | Date     |
|-------|------------------------------------|----------|
| 12    | Nerlens Noel at Ole Miss           | 1-29-13  |
| 9     | W. Cauley-Stein vs. BOISE STATE    | 12-10-13 |
| 9     | Willie Cauley-Stein vs. Providence | 12-1-13  |
| 8     | Nerlens Noel at Alabama            | 1-22-13  |
| 8     | Anthony Davis at South Carolina    | 2-4-12   |
| 8     | Anthony Davis vs. ST. JOHN'S       | 12-1-11  |
| 7     | K. Towns vs. VANDERBILT            | 1-20-15  |
| 7     | W. Cauley-Stein vs. E. MICHIGAN    | 11-27-13 |
| 7     | Willie Cauley-Stein vs. MISSOURI   | 2-23-13  |
| 7     | Nerlens Noel at Auburn             | 1-19-13  |
| 7     | Nerlens Noel vs. TEXAS A&M         | 1-12-13  |
| 7     | Nerlens Noel vs. LIPSCOMB          | 12-15-12 |
| 7     | Nerlens Noel vs. PORTLAND          | 12-8-12  |
| 7     | A. Davis vs. Western Kentucky      | 3-15-12  |
| 7     | Anthony Davis at Vanderbilt        | 2-11-12  |
| 7     | Anthony Davis vs. TENNESSEE        | 1-31-12  |
| 7     | Anthony Davis vs. ARKANSAS         | 1-17-12  |
| 7     | A. Davis vs. SOUTH CAROLINA        | 1-7-12   |
| 7     | Anthony Davis vs. Kansas           | 11-15-11 |

**Active:** 4, Bam Adebayo vs. UCLA, 11-3-16

**SEC:** 12, Nerlens Noel at Ole Miss, 1-29-13

**Postseason:** 7, A. Davis vs. Western Kentucky, 3-15-12

**SEC Tourney:** 6, Anthony Davis vs. LSU, 3-11-12

**NCAA Tourney:** 7, A. Davis vs. Western Kent., 3-15-12

**Rupp Arena:** 9, W. Cauley-Stein vs. BOISE ST., 12-10-13

**On the Road:** 12, Nerlens Noel at Ole Miss, 1-29-13

**SEC Road:** 12, Nerlens Noel at Ole Miss, 1-29-13

**Ranked Opp.:** 12, Nerlens Noel at Ole Miss, 1-29-13

## CALIPARI ERA TEAM SINGLE-GAME RECORDS

## MOST POINTS

| Pts.(Score)   | Opp.               | Date     |
|---------------|--------------------|----------|
| 115 (115-69)  | vs. Arizona State  | 11-28-16 |
| 111 (111-76)  | UT MARTIN          | 11-25-16 |
| 110 (110-75)  | AUBURN             | 2-21-15  |
| 108 (108-58)  | MARIST             | 11-11-11 |
| 105 (105-76)  | UT ARLINGTON       | 11-19-13 |
| 104 (104-75)  | LIU BROOKLYN       | 11-23-12 |
| 104 (104-61)  | HARTFORD           | 12-29-09 |
| 103 (103-100) | vs. North Carolina | 12-17-16 |
| 102 (102-90)  | vs. Indiana        | 3-23-12  |
| 102 (102-92)  | SAM HOUSTON ST.    | 11-19-09 |

## MOST POINTS IN A LOSS

| Pts.(Score) | Opp.              | Date     |
|-------------|-------------------|----------|
| 92 (97-92)  | UCLA              | 12-3-16  |
| 85 (85-87)  | at Arkansas       | 1-14-14  |
| 84 (90-84)  | at Kansas         | 1-30-16  |
| 82 (87-82)  | at LSU            | 1-28-14  |
| 80 (82-80)  | at Tennessee      | 1-24-17  |
| 77 (79-77)  | at Texas A&M      | 2-20-16  |
| 77 (87-77)  | at UCLA           | 12-3-15  |
| 77 (77-82)  | at North Carolina | 12-14-13 |
| 77 (77-80)  | at Louisville     | 12-19-12 |
| 76 (76-77)  | at Arkansas       | 2-23-11  |

## MOST POINTS IN A WIN OVER A RANKED TEAM

| Pts.(Score)   | Opp.               | Date     |
|---------------|--------------------|----------|
| 103 (103-100) | vs. North Carolina | 12-17-16 |
| 102 (102-90)  | vs. Indiana        | 3-23-12  |
| 87 (87-74)    | at Ole Miss        | 1-29-13  |
| 85 (85-69)    | SOUTH CAROLINA     | 1-21-17  |
| 85 (85-75)    | OLE MISS           | 2-2-10   |
| 85 (85-72)    | VANDERBILT         | 1-30-10  |
| 84 (84-67)    | ARKANSAS           | 2-28-15  |
| 84 (84-70)    | NORTH CAROLINA     | 12-13-14 |
| 82 (82-77)    | vs. Texas A&M      | 3-13-16  |
| 82 (82-70)    | vs. Baylor         | 3-25-12  |
| 78 (78-39)    | vs. West Virginia  | 3-26-15  |
| 78 (78-63)    | vs. Arkansas       | 3-15-15  |
| 78 (78-76)    | vs. Wichita State  | 3-23-14  |
| 78 (78-58)    | FLORIDA            | 2-7-12   |
| 78 (78-63)    | at Louisville      | 12-31-10 |

## MOST PTS. AT NEUTRAL SITE

| Pts.(Score)   | Opp.                   | Date     |
|---------------|------------------------|----------|
| 115 (115-69)  | vs. Arizona State      | 11-28-16 |
| 103 (103-100) | vs. North Carolina     | 12-17-16 |
| 102 (102-90)  | vs. Indiana            | 3-23-12  |
| 100 (100-71)  | vs. East Tennessee St. | 3-18-10  |
| 96 (96-73)    | vs. Hofstra            | 12-11-16 |
| 94 (94-57)    | vs. UNC Asheville      | 11-30-09 |
| 93 (93-80)    | vs. Georgia            | 3-12-16  |
| 91 (91-67)    | vs. Auburn             | 3-14-15  |
| 90 (90-60)    | vs. Wake Forest        | 3-20-10  |
| 87 (87-71)    | vs. Iowa State         | 3-17-12  |

## MOST PTS. IN NCAA TOURNEY

| Pts.(Score)  | Opp.                   | Date    |
|--------------|------------------------|---------|
| 102 (102-90) | vs. Indiana            | 3-23-12 |
| 100 (100-71) | vs. East Tennessee St. | 3-18-10 |
| 90 (90-60)   | vs. Wake Forest        | 3-20-10 |
| 87 (87-71)   | vs. Iowa State         | 3-17-12 |
| 85 (85-57)   | vs. Stony Brook        | 3-17-16 |
| 82 (82-70)   | vs. Baylor             | 3-25-12 |
| 81 (81-66)   | vs. Western Kentucky   | 3-15-12 |
| 79 (79-56)   | vs. Hampton            | 3-19-15 |
| 78 (78-39)   | vs. West Virginia      | 3-26-15 |
| 78 (78-76)   | vs. Wichita St.        | 3-23-14 |

## MOST PTS. IN SEC TOURNEY

| Pts.(Score) | Opp.            | Date    |
|-------------|-----------------|---------|
| 93 (93-80)  | vs. Georgia     | 3-12-16 |
| 91 (91-67)  | vs. Auburn      | 3-14-15 |
| 85 (85-59)  | vs. Alabama     | 3-11-16 |
| 85 (85-67)  | vs. LSU         | 3-14-14 |
| 82 (82-77)  | vs. Texas A&M   | 3-13-16 |
| 78 (78-63)  | vs. Arkansas    | 3-15-15 |
| 75 (75-66)  | vs. Ole Miss    | 3-11-11 |
| 75 (75-74)  | vs. Miss. State | 3-14-10 |
| 74 (74-71)  | vs. Florida     | 3-10-12 |
| 74 (74-45)  | vs. Tennessee   | 3-13-10 |

## MOST PTS. IN RUPP ARENA WIN

| Pts.(Score)  | Opp.            | Date     |
|--------------|-----------------|----------|
| 111 (111-76) | UT MARTIN       | 11-25-16 |
| 110 (110-75) | AUBURN          | 2-21-15  |
| 108 (108-58) | MARIST          | 11-11-11 |
| 105 (105-76) | UT ARLINGTON    | 11-19-13 |
| 104 (104-75) | LIU BROOKLYN    | 11-23-12 |
| 104 (104-61) | HARTFORD        | 12-29-09 |
| 102 (102-92) | SAM HOUSTON ST. | 11-19-09 |
| 101 (101-70) | CLEVELAND STATE | 11-23-16 |
| 101 (101-49) | LAFAYETTE       | 11-16-12 |
| 101 (101-70) | ARKANSAS        | 1-23-10  |

## MOST PTS. IN ROAD GAME WIN

| Pts.(Score) | Opp.              | Date     |
|-------------|-------------------|----------|
| 99 (99-76)  | at Ole Miss       | 12-29-16 |
| 90 (90-73)  | at Indiana        | 12-12-09 |
| 89 (89-62)  | at South Carolina | 2-13-16  |

|            |                    |         |
|------------|--------------------|---------|
| 89 (89-77) | at Florida         | 1-12-10 |
| 88 (88-81) | at Mississippi St. | 1-17-17 |
| 88 (88-79) | at Florida         | 3-1-16  |
| 87 (87-81) | at Vanderbilt      | 1-10-17 |
| 87 (87-74) | at Ole Miss        | 1-29-13 |
| 86 (86-52) | at South Carolina  | 2-4-12  |

## MOST POINTS IN A HALF

| Pts.            | Opp.               | Date     |
|-----------------|--------------------|----------|
| 63 <sup>2</sup> | UT ARLINGTON       | 11-19-13 |
| 60 <sup>1</sup> | MARIST             | 11-11-11 |
| 58 <sup>1</sup> | at Ole Miss        | 12-29-16 |
| 58 <sup>1</sup> | vs. Arizona State  | 11-28-16 |
| 58 <sup>2</sup> | UT MARTIN          | 11-25-16 |
| 58 <sup>2</sup> | AUBURN             | 2-21-15  |
| 57 <sup>2</sup> | vs. Arizona State  | 11-28-16 |
| 57 <sup>1</sup> | ARKANSAS           | 1-23-10  |
| 57 <sup>1</sup> | HARTFORD           | 12-29-09 |
| 56 <sup>2</sup> | ARKANSAS           | 1-7-17   |
| 56 <sup>1</sup> | vs. North Carolina | 12-17-16 |
| 56 <sup>1</sup> | CLEVELAND STATE    | 11-23-16 |
| 56 <sup>1</sup> | DREXEL             | 12-21-09 |

<sup>1</sup> - First Half; <sup>2</sup> - Second Half

## FEWEST POINTS

| Pts.(Score) | Opp.             | Date     |
|-------------|------------------|----------|
| 48 (48-64)  | vs. Vanderbilt   | 3-15-13  |
| 50 (50-64)  | at Notre Dame    | 11-29-12 |
| 52 (52-69)  | at Florida       | 2-12-13  |
| 54 (54-60)  | vs. UConn        | 4-7-14   |
| 55 (55-48)  | ALABAMA          | 3-4-14   |
| 55 (55-59)  | at Alabama       | 1-22-13  |
| 55 (55-64)  | BAYLOR           | 12-1-12  |
| 55 (55-56)  | vs. UConn        | 4-2-11   |
| 56 (56-49)  | vs. Kansas State | 3-21-14  |
| 56 (56-46)  | COLUMBIA         | 12-10-14 |

## FEWEST POINTS IN A WIN

| Pts.(Score) | Opp.              | Date     |
|-------------|-------------------|----------|
| 55 (55-48)  | ALABAMA           | 3-4-14   |
| 56 (56-49)  | vs. Kansas State  | 3-21-14  |
| 56 (56-46)  | COLUMBIA          | 12-10-14 |
| 57 (57-44)  | at Georgia        | 1-24-12  |
| 58 (58-50)  | at Louisville     | 12-27-14 |
| 58 (58-38)  | PROVIDENCE        | 11-30-14 |
| 58 (58-43)  | at South Carolina | 1-24-14  |
| 58 (58-56)  | at Vanderbilt     | 2-20-10  |
| 59 (59-57)  | vs. Princeton     | 3-1-11   |
| 60 (60-58)  | at Vanderbilt     | 1-10-13  |
| 60 (60-51)  | vs. LSU           | 3-9-12   |

## FEWEST PTS. AT NEUTRAL SITE

| Pts.(Score) | Opp.             | Date     |
|-------------|------------------|----------|
| 48 (48-64)  | vs. Vanderbilt   | 3-15-13  |
| 54 (54-60)  | vs. UConn        | 4-7-14   |
| 55 (55-56)  | vs. UConn        | 4-2-11   |
| 56 (56-49)  | vs. Kansas State | 3-21-14  |
| 59 (59-57)  | vs. Princeton    | 3-17-11  |
| 60 (60-61)  | vs. Florida      | 3-16-14  |
| 60 (60-51)  | vs. LSU          | 3-9-12   |
| 62 (62-67)  | vs. Baylor       | 12-6-13  |
| 62 (62-60)  | vs. Ohio State   | 3-25-11  |
| 62 (62-45)  | vs. Cornell      | 3-25-10  |
| 62 (62-52)  | vs. Old Dominion | 11-20-11 |

## FEWEST POINTS IN NCAA TOURNEY

| Pts.(Score) | Opp.              | Date    |
|-------------|-------------------|---------|
| 54 (54-60)  | vs. UConn         | 4-7-14  |
| 55 (55-56)  | vs. UConn         | 4-2-11  |
| 56 (56-49)  | vs. Kansas State  | 3-21-14 |
| 59 (59-57)  | vs. Princeton     | 3-17-11 |
| 62 (62-60)  | vs. Ohio State    | 3-25-11 |
| 62 (62-45)  | vs. Cornell       | 3-25-10 |
| 64 (64-71)  | vs. Wisconsin     | 4-4-15  |
| 64 (64-51)  | vs. Cincinnati    | 3-21-15 |
| 66 (66-73)  | vs. West Virginia | 3-27-10 |
| 67 (67-73)  | vs. Indiana       | 3-19-16 |
| 67 (67-59)  | vs. Kansas        | 4-2-12  |

## FEWEST PTS. IN SEC TOURNEY

| Pts.(Score) | Opp.           | Date    |
|-------------|----------------|---------|
| 48 (48-64)  | vs. Vanderbilt | 3-15-13 |
| 60 (60-61)  | vs. Florida    | 3-16-14 |
| 60 (60-51)  | vs. LSU        | 3-9-12  |
| 64 (64-49)  | vs. Florida    | 3-13-15 |
| 64 (64-71)  | vs. Vanderbilt | 3-11-12 |
| 70 (70-58)  | vs. Georgia    | 3-15-14 |
| 70 (70-54)  | vs. Florida    | 3-13-11 |
| 72 (72-58)  | vs. Alabama    | 3-12-11 |
| 74 (74-71)  | vs. Florida    | 3-10-12 |
| 74 (74-45)  | vs. Tennessee  | 3-13-10 |

## FEWEST PTS. IN RUPP ARENA

| Pts.(Score) | Opp.       | Date     |
|-------------|------------|----------|
| 55 (55-64)  | BAYLOR     | 12-1-12  |
| 56 (56-46)  | COLUMBIA   | 12-10-14 |
| 58 (58-38)  | PROVIDENCE | 11-30-14 |
| 61 (61-57)  | FLORIDA    | 3-9-13   |

## FEWEST PTS. IN ROAD GAME

| Pts.(Score) | Opp.              | Date     |
|-------------|-------------------|----------|
| 50 (50-64)  | at Notre Dame     | 11-29-12 |
| 52 (52-69)  | at Florida        | 2-12-13  |
| 55 (55-48)  | at Alabama        | 3-4-14   |
| 55 (55-59)  | at Alabama        | 1-22-13  |
| 57 (57-59)  | at Robert Morris  | 3-19-13  |
| 57 (57-44)  | at Georgia        | 1-24-12  |
| 58 (58-50)  | at Louisville     | 12-27-14 |
| 58 (58-43)  | at South Carolina | 1-24-14  |
| 58 (58-58)  | at Tennessee      | 2-16-13  |
| 58 (58-56)  | at Vanderbilt     | 2-20-10  |

## FEWEST POINTS IN A HALF

| Pts.            | Opp.           | Date     |
|-----------------|----------------|----------|
| 19 <sup>2</sup> | at Georgia     | 1-24-12  |
| 21 <sup>1</sup> | vs. UConn      | 4-2-11   |
| 22 <sup>1</sup> | at Louisville  | 12-27-14 |
| 22 <sup>2</sup> | at Alabama     | 1-22-13  |
| 22 <sup>1</sup> | at Tennessee   | 3-6-11   |
| 23 <sup>1</sup> | COLUMBIA       | 12-10-14 |
| 23 <sup>2</sup> | vs. UConn      | 4-7-14   |
| 23 <sup>1</sup> | vs. Vanderbilt | 3-15-13  |
| 23 <sup>2</sup> | vs. Maryland   | 11-9-12  |
| 23 <sup>1</sup> | vs. UConn      | 12-9-09  |

<sup>1</sup> - First Half; <sup>2</sup> - Second Half

## MOST FIELD GOALS

| Fgs. | Opp.               | Date     |
|------|--------------------|----------|
| 46   | MARIST             | 11-11-11 |
| 44   | vs. Arizona State  | 11-28-16 |
| 44   | AUBURN             | 2-21-15  |
| 42   | LIU-BROOKLYN       | 11-23-12 |
| 41   | UT MARTIN          | 11-25-16 |
| 41   | HARTFORD           | 12-29-09 |
| 40   | vs. North Carolina | 12-17-16 |
| 40   | LAFAYETTE          | 11-16-12 |
| 38   | CLEVELAND STATE    | 11-23-16 |
| 38   | LSU                | 3-5-16   |
| 38   | vs. Wake Forest    | 3-20-10  |

## FEWEST FIELD GOALS

| Fgs. | Opp.              | Date     |
|------|-------------------|----------|
| 14   | at South Carolina | 3-1-14   |
| 16   | ALABAMA           | 3-4-14   |
| 17   | LOUISVILLE        | 12-31-11 |
| 17   | at Auburn         | 2-12-14  |
| 18   | vs. LSU           | 3-9-12   |
| 18   | vs. Vanderbilt    | 3-15-13  |
| 18   | vs. Florida       | 3-16-14  |
| 18   | vs. UConn         | 4-7-14   |
| 18   | at Texas A&M      | 1-10-15  |
| 18   | at South Carolina | 1-24-15  |

## MOST FIELD-GOAL ATTEMPTS

| Fgs. | Opp.               | Date     |
|------|--------------------|----------|
| 84   | vs. Arizona State  | 11-28-16 |
| 80   | UCLA               | 12-3-16  |
| 77   | ARKANSAS           | 1-23-10  |
| 76   | ARKANSAS           | 2-27-14  |
| 75   | MARIST             | 11-11-11 |
| 74   | at Ole Miss        | 12-29-16 |
| 74   | vs. North Carolina | 12-17-16 |
| 74   | UT MARTIN          | 11-25-16 |

## FEWEST FIELD-GOAL ATTEMPTS

| Fgs. | Opp.                | Date     |
|------|---------------------|----------|
| 39   | at South Carolina   | 1-24-15  |
| 40   | at Robert Morris    | 3-19-13  |
| 41   | ALABAMA             | 1-31-15  |
| 41   | TENNESSEE           | 1-31-12  |
| 42   | FLORIDA             | 2-15-14  |
| 42   | vs. Providence      | 12-1-13  |
| 42   | vs. LSU             | 3-9-12   |
| 42   | vs. Cleveland State | 11-24-09 |

## MOST FREE THROWS

| Fts. | Opp.              | Date     |
|------|-------------------|----------|
| 35   | vs. Indiana       | 3-23-12  |
| 33   | at South Carolina | 3-1-14   |
| 32   | LOUISVILLE        | 12-31-11 |
| 31   | MOREHEAD STATE    | 11-21-12 |
| 30   | INDIANA           | 12-11-10 |
| 30   | vs. Auburn        | 3-14-15  |
| 30   | UNC ASHEVILLE     | 11-8-13  |
| 30   | vs. Baylor        | 3-25-12  |
| 29   | ILLINOIS STATE    | 11-30-15 |
| 29   | at North Carolina | 12-14-13 |

## FEWEST FREE THROWS

| Fts. | Opp.            | Date     |
|------|-----------------|----------|
| 4    | vs. UConn       | 4-2-11   |
| 4    | VANDERBILT      | 1-23-16  |
| 6    | vs. Michigan    | 3-30-14  |
| 6    | at Florida      | 2-12-13  |
| 6    | at Alabama      | 1-22-13  |
| 6    | vs. Princeton   | 3-17-11  |
| 7    | at LSU          | 2-10-15  |
| 7    | vs. UCLA        | 12-20-14 |
| 7    | at Florida      | 3-4-12   |
| 7    | at Georgia      | 1-24-12  |
| 7    | vs. Wake Forest | 3-20-10  |

## MOST FREE-THROW ATTEMPTS

| Fts. | Opp.              | Date     |
|------|-------------------|----------|
| 48   | UNC ASHEVILLE     | 11-8-13  |
| 46   | ILLINOIS STATE    | 11-30-15 |
| 44   | vs. Baylor        | 3-25-12  |
| 44   | INDIANA           | 12-11-10 |
| 43   | at North Carolina | 12-14-13 |
| 43   | LOUISVILLE        | 12-31-11 |
| 42   | at South Carolina | 3-1-14   |
| 41   | vs. LSU           | 3-14-14  |
| 41   | MOREHEAD STATE    | 11-21-12 |

## FEWEST FREE-THROW ATTEMPTS

| Fts. | Opp.              | Date     |
|------|-------------------|----------|
| 6    | VANDERBILT        | 1-23-16  |
| 10   | vs. Wisconsin     | 4-4-15   |
| 11   | at LSU            | 2-10-15  |
| 11   | vs. Michigan      | 3-30-14  |
| 11   | MISSISSIPPI STATE | 2-27-13  |
| 11   | at Florida        | 12-23-13 |
| 11   | at Alabama        | 1-22-13  |
| 11   | at Florida        | 3-4-12   |
| 11   | GEORGIA           | 3-1-12   |
| 11   | FLORIDA           | 2-7-12   |
| 11   | vs. Princeton     | 3-17-11  |

## MOST 3-POINTERS

| 3 |
|---|
|---|

## CALIPARI ERA TEAM SINGLE-GAME RECORDS

## MOST OFFENSIVE REBOUNDS

| Rebs. | Opp.              | Date     |
|-------|-------------------|----------|
| 26    | ARKANSAS          | 2-27-14  |
| 24    | GRAND CANYON      | 11-14-14 |
| 24    | vs. West Virginia | 3-27-10  |
| 22    | NIJT              | 11-14-15 |
| 22    | at Auburn         | 2-2-14   |
| 22    | ARKANSAS          | 1-23-10  |
| 21    | VALPARAISO        | 12-7-16  |
| 21    | COLUMBIA          | 12-10-14 |
| 21    | at South Carolina | 3-1-14   |
| 21    | BAYLOR            | 12-1-12  |
| 21    | at Indiana        | 12-12-09 |

## FEWEST OFFENSIVE REBOUNDS

| Rebs. | Opp.              | Date    |
|-------|-------------------|---------|
| 3     | at South Carolina | 1-24-14 |
| 5     | GEORGIA           | 2-3-15  |
| 5     | ALABAMA           | 1-31-15 |
| 5     | MISSISSIPPI STATE | 2-15-11 |
| 5     | GEORGIA           | 1-29-11 |

## MOST DEFENSIVE REBOUNDS

| Rebs. | Opp.                | Date     |
|-------|---------------------|----------|
| 39    | vs. Arizona State   | 11-28-16 |
| 39    | ROBERT MORRIS       | 11-17-13 |
| 39    | EASTERN MICHIGAN    | 1-2-13   |
| 38    | vs. Hampton         | 3-19-15  |
| 38    | EASTERN KENTUCKY    | 12-7-14  |
| 38    | vs. Cleveland State | 11-24-09 |
| 37    | at Texas A&M        | 1-10-15  |
| 37    | LOUISVILLE          | 12-31-11 |
| 37    | ARKANSAS            | 1-23-10  |
| 36    | at Florida          | 3-1-16   |
| 36    | RADFORD             | 11-23-11 |
| 36    | MARIST              | 11-11-11 |

## FEWEST DEFENSIVE REBOUNDS

| Rebs. | Opp.           | Date     |
|-------|----------------|----------|
| 9     | at Tennessee   | 2-16-13  |
| 13    | NORTH CAROLINA | 12-13-14 |
| 15    | vs. Baylor     | 12-6-13  |
| 15    | at Alabama     | 1-18-11  |
| 16    | vs. Wisconsin  | 4-4-15   |
| 16    | ALABAMA        | 1-31-15  |
| 16    | TEXAS A&M      | 1-12-13  |
| 16    | at Auburn      | 1-11-12  |
| 16    | vs. UConn      | 11-24-10 |

## MOST ASSISTS

| Assts. | Opp.                     | Date     |
|--------|--------------------------|----------|
| 33     | vs. Arizona State        | 11-28-16 |
| 30     | HARTFORD                 | 12-29-09 |
| 28     | LIU-BROOKLYN             | 11-23-12 |
| 28     | vs. UNC Asheville        | 11-30-09 |
| 25     | CLEVELAND STATE          | 11-23-16 |
| 25     | AUBURN                   | 2-21-15  |
| 25     | vs. UCLA                 | 12-20-14 |
| 24     | at Ole Miss              | 12-29-16 |
| 24     | UT MARTIN                | 11-25-16 |
| 24     | BOSTON                   | 11-21-14 |
| 24     | MARIST                   | 11-11-11 |
| 24     | vs. East Tennessee State | 3-18-10  |

## FEWEST ASSISTS

| Assts. | Opp.           | Date     |
|--------|----------------|----------|
| 5      | LSU            | 2-22-14  |
| 6      | VANDERBILT     | 3-1-11   |
| 7      | at Florida     | 2-4-17   |
| 7      | vs. Wisconsin  | 4-4-15   |
| 7      | vs. Florida    | 3-13-15  |
| 7      | ARKANSAS       | 2-27-14  |
| 7      | at Auburn      | 2-12-14  |
| 7      | BOISE STATE    | 12-10-13 |
| 7      | vs. Vanderbilt | 3-15-13  |
| 7      | VANDERBILT     | 2-20-13  |
| 7      | at Tennessee   | 1-14-12  |
| 7      | vs. Washington | 11-23-10 |

## MOST TURNOVERS

| Tos. | Opp.                | Date     |
|------|---------------------|----------|
| 24   | MOREHEAD STATE      | 11-13-09 |
| 23   | SAM HOUSTON STATE   | 11-19-09 |
| 21   | LOUISVILLE          | 12-31-11 |
| 21   | vs. Old Dominion    | 11-20-11 |
| 21   | NORTH CAROLINA      | 12-5-09  |
| 20   | EASTERN MICHIGAN    | 11-27-13 |
| 20   | ALBANY              | 11-13-15 |
| 20   | vs. Cleveland State | 11-24-09 |

## FEWEST TURNOVERS

| Tos. | Opp.              | Date     |
|------|-------------------|----------|
| 3    | at Georgia        | 3-3-15   |
| 3    | at South Carolina | 2-4-12   |
| 4    | ALABAMA           | 2-23-16  |
| 4    | COLUMBIA          | 12-10-14 |
| 4    | vs. Wisconsin     | 4-5-14   |
| 4    | PORTLAND          | 11-26-11 |
| 5    | vs. Georgia       | 3-12-16  |
| 5    | at Vanderbilt     | 2-27-16  |
| 5    | ALABAMA           | 1-31-15  |

## MOST BLOCKS

| Blks. | Opp.            | Date     |
|-------|-----------------|----------|
| 18    | ST. JOHN'S      | 12-1-11  |
| 15    | vs. Stony Brook | 3-17-16  |
| 14    | at Georgia      | 3-3-10   |
| 13    | vs. UCLA        | 12-20-14 |
| 13    | at Ole Miss     | 1-29-13  |
| 13    | ARKANSAS        | 1-17-12  |
| 13    | vs. Kansas      | 11-15-11 |
| 13    | MARIST          | 11-11-11 |

## FEWEST BLOCKS

| Blks. | Opp.          | Date     |
|-------|---------------|----------|
| 1     | at Vanderbilt | 1-10-17  |
| 1     | vs. Alabama   | 3-11-16  |
| 1     | at LSU        | 1-5-16   |
| 1     | WRIGHT STATE  | 11-20-15 |
| 1     | ALABAMA       | 1-31-15  |
| 1     | at Missouri   | 1-29-15  |
| 1     | vs. Wisconsin | 4-5-14   |
| 1     | at Florida    | 3-8-14   |

## MOST STEALS

| Stls. | Opp.              | Date     |
|-------|-------------------|----------|
| 15    | LAFAYETTE         | 11-16-12 |
| 13    | OLE MISS          | 1-2-16   |
| 13    | vs. UConn         | 12-9-09  |
| 12    | STEPHEN F. AUSTIN | 11-11-16 |
| 12    | BOSTON            | 11-24-15 |
| 12    | NORTH CAROLINA    | 12-13-14 |
| 12    | PROVIDENCE        | 11-30-14 |
| 12    | LIPSCOMB          | 12-15-12 |
| 12    | PORTLAND          | 11-26-11 |
| 12    | vs. Cornell       | 3-25-10  |
| 12    | GEORGIA           | 1-9-10   |
| 12    | vs. UNC Asheville | 11-30-09 |

## FEWEST STEALS

| Stls. | Opp.               | Date     |
|-------|--------------------|----------|
| 0     | vs. Baylor         | 12-6-13  |
| 1     | vs. Michigan State | 11-12-13 |
| 1     | at Robert Morris   | 3-19-13  |
| 1     | vs. West Virginia  | 3-19-11  |
| 1     | FLORIDA            | 2-26-11  |

## MOST PERSONAL FOULS

| Fls. | Opp.              | Date     |
|------|-------------------|----------|
| 33   | at Kansas         | 1-30-16  |
| 31   | at Arkansas       | 1-14-14  |
| 31   | at North Carolina | 12-14-13 |
| 29   | at South Carolina | 3-1-14   |
| 28   | VANDERBILT        | 1-30-10  |
| 27   | vs. Hofstra       | 12-11-16 |
| 27   | at Florida        | 3-1-16   |
| 27   | at UCLA           | 12-3-15  |
| 27   | vs. West Virginia | 3-27-10  |

## FEWEST PERSONAL FOULS

| Fls. | Opp.              | Date     |
|------|-------------------|----------|
| 7    | HARTFORD          | 12-29-09 |
| 8    | MONTANA STATE     | 11-23-14 |
| 8    | LAFAYETTE         | 11-16-12 |
| 8    | vs. Florida       | 3-10-12  |
| 8    | vs. Princeton     | 3-17-11  |
| 8    | WINTHROP          | 12-22-10 |
| 8    | DREXEL            | 12-21-09 |
| 8    | vs. UNC Asheville | 11-30-09 |

## HIGHEST FIELD-GOAL PCT.

| Pct. | Opp.              | Date     |
|------|-------------------|----------|
| .677 | LIU-BROOKLYN      | 11-23-12 |
| .647 | AUBURN            | 2-21-15  |
| .645 | LAFAYETTE         | 11-16-12 |
| .643 | vs. Providence    | 12-1-13  |
| .614 | SOUTH CAROLINA    | 2-5-13   |
| .613 | MARIST            | 11-11-11 |
| .603 | vs. Wake Forest   | 3-20-10  |
| .603 | HARTFORD          | 12-29-09 |
| .600 | SAM HOUSTON STATE | 11-19-09 |
| .593 | BOSTON            | 11-30-10 |

## LOWEST FIELD-GOAL PCT.

| Pct. | Opp.              | Date     |
|------|-------------------|----------|
| .269 | at South Carolina | 3-1-14   |
| .281 | at Texas A&M      | 1-10-15  |
| .296 | BAYLOR            | 12-1-12  |
| .298 | LOUISVILLE        | 12-31-11 |
| .309 | at Auburn         | 2-12-14  |
| .327 | ALABAMA           | 3-4-14   |
| .339 | vs. UConn         | 4-2-11   |
| .342 | ARKANSAS          | 2-27-14  |
| .343 | vs. West Virginia | 3-27-10  |
| .346 | vs. Vanderbilt    | 3-15-13  |

## HIGHEST FREE-THROW PCT.

| Pct.  | Opp.                 | Date     |
|-------|----------------------|----------|
| 1.000 | FLORIDA              | 2-7-12   |
| 1.000 | AUSTIN PEAY          | 12-19-09 |
| .958  | TENNESSEE            | 1-18-14  |
| .955  | at Florida           | 2-7-15   |
| .946  | vs. Indiana          | 3-23-12  |
| .923  | at Mississippi State | 2-25-15  |
| .900  | vs. Wisconsin        | 4-4-15   |

|      |             |          |
|------|-------------|----------|
| .900 | at Ole Miss | 2-18-14  |
| .895 | DREXEL      | 12-21-09 |
| .889 | at Alabama  | 1-17-15  |
| .889 | TENNESSEE   | 1-31-12  |

## LOWEST FREE-THROW PCT.

| Pct. | Opp.               | Date     |
|------|--------------------|----------|
| .333 | vs. UConn          | 4-2-11   |
| .391 | EAST TENNESSEE ST. | 11-12-10 |
| .412 | vs. Wake Forest    | 3-20-10  |
| .435 | at Vanderbilt      | 2-27-16  |
| .471 | PROVIDENCE         | 11-30-14 |
| .478 | at Louisville      | 12-29-12 |
| .500 | OLE MISS           | 1-2-16   |
| .500 | BOSTON             | 11-24-15 |
| .500 | vs. Georgia        | 3-15-14  |
| .500 | vs. Vanderbilt     | 3-15-13  |
| .500 | vs. Oklahoma       | 11-22-10 |

## HIGHEST 3-POINT PERCENTAGE

| Pct. | Opp.         | Date     |
|------|--------------|----------|
| .700 | at Florida   | 3-1-16   |
| .692 | DREXEL       | 12-21-09 |
| .667 | AUSTIN PEAY  | 12-19-09 |
| .636 | vs. Michigan | 3-30-14  |
| .625 | BOSTON       | 11-30-14 |
| .600 | FLORIDA      | 2-6-16   |
| .600 | FLORIDA      | 2-7-12   |
| .591 | vs. Alabama  | 3-11-16  |
| .583 | vs. Arkansas | 3-15-15  |
| .583 | at Florida   | 2-5-11   |

## LOWEST 3-POINT PERCENTAGE

| Pct. | Opp.              | Date     |
|------|-------------------|----------|
| .077 | vs. Alabama       | 3-12-10  |
| .083 | TEXAS             | 12-5-14  |
| .091 | at Tennessee      | 2-27-10  |
| .100 | TENNESSEE         | 1-31-12  |
| .111 | at Vanderbilt     | 1-10-17  |
| .118 | COLUMBIA          | 12-10-14 |
| .125 | vs. LSU           | 3-9-12   |
| .125 | vs. West Virginia | 3-27-10  |
| .125 | vs. Cornell       | 3-25-10  |
| .143 | GEORGIA           | 1-9-10   |
| .143 | LOUISVILLE        | 1-2-10   |

## HIGHEST REBOUND MARGIN

| Mg. | Opp.              | Date     |
|-----|-------------------|----------|
| +31 | NIJT              | 11-14-15 |
| +30 | GRAND CANYON      | 11-14-14 |
| +28 | NORTHERN KY.      | 11-10-13 |
| +27 | vs. Little Rock   | 1-3-12   |
| +26 | vs. Arizona State | 11-28-16 |
| +26 | LOUISVILLE        | 12-31-11 |
| +25 | EASTERN KENTUCKY  | 12-9-15  |
| +25 | EASTERN MICHIGAN  | 1-2-13   |
| +25 | at Indiana        | 12-12-09 |
| +24 | SOUTH CAROLINA    | 2-14-15  |
| +23 | ROBERT MORRIS     | 11-17-13 |
| +23 | DREXEL            | 12-21-09 |

## LOWEST REBOUND MARGIN

| Mg. | Opp.              | Date    |
|-----|-------------------|---------|
| -25 | at Florida        | 2-4-17  |
| -18 | at Tennessee      | 2-16-13 |
| -16 | vs. Baylor        | 12-6-13 |
| -16 | vs. Maryland      | 11-9-12 |
| -15 | TENNESSEE         | 1-18-14 |
| -14 | at LSU            | 1-5-16  |
| -12 | vs. Wisconsin     | 4-4-15  |
| -12 | GEORGIA           | 2-3-15  |
| -12 | at South Carolina | 1-24-14 |
| -12 | vs. Alabama       | 3-12-10 |
| -11 | at Kansas         | 1-30-16 |
| -11 | TEXAS             | 12-5-14 |

## VICTORY MARGINS

| Margin (Score) | Opponent          | Date     |
|----------------|-------------------|----------|
| +58 (86-28)    | MONTANA STATE     | 11-13-14 |
| +52 (101-49)   | LAFAYETTE         | 11-16-12 |
| +50 (108-58)   | MARIST            | 11-11-11 |
| +49 (86-37)    | MISSOURI          | 1-13-15  |
| +48 (92-44)    | UT ARLINGTON      | 11-25-14 |
| +48 (88-40)    | RADFORD           | 11-23-11 |
| +46 (115-69)   | vs. Arizona State | 11-28-16 |
| +44 (88-44)    | DREXEL            | 12-21-09 |
| +42 (100-58)   | TEXAS A&M         | 1-3-17   |
| +43 (104-61)   | HARTFORD          | 12-29-09 |
| +40 (85-45)    | GRAND CANYON      | 11-14-14 |
| +39 (78-39)    | vs. West Virginia | 3-26-15  |
| +39 (83-44)    | vs. UCLA          | 12-20-14 |

## VICTORY MARGIN IN RUPP ARENA

| Margin (Score) | Opponent      | Date     |
|----------------|---------------|----------|
| +58 (86-28)    | MONTANA STATE | 11-13-14 |
| +52 (101-49)   | LAFAYETTE     | 11-16-12 |
| +50 (108-58)   | MARIST        | 11-11-11 |
| +49 (86-37)    | MISSOURI      | 1-13-15  |

|              |               |          |
|--------------|---------------|----------|
| +48 (92-44)  | UT ARLINGTON  | 11-25-14 |
| +48 (88-40)  | RADFORD       | 11-23-11 |
| +44 (88-44)  | DREXEL        | 12-21-09 |
| +43 (104-61) | HARTFORD      | 12-29-09 |
| +42 (100-58) | TEXAS A&M     | 1-3-17   |
| +40 (85-45)  | GRAND CANYON  | 11-14-14 |
| +38 (87-49)  | ROBERT MORRIS | 11-17-13 |
| +38 (88-50)  | LIPSCOMB      | 12-15-12 |
| +38 (82-44)  | LSU           | 1-15-11  |

## VICTORY MARGIN IN SEC PLAY

| Margin (Score) | Opponent          | Date    |
|----------------|-------------------|---------|
| +49 (86-37)    | MISSOURI          | 1-13-15 |
| +42 (100-58)   | TEXAS A&M         | 1-3-17  |
| +38 (82-44)    | LSU               | 1-15-11 |
| +35 (110-75)   | AUBURN            | 2-21-15 |
| +34 (82-48)    | GEORGIA           | 2-9-16  |
| +34 (88-54)    | MISSOURI          | 1-27-16 |
| +34 (77-43)    | SOUTH CAROLINA    | 2-14-15 |
| +34 (86-52)    | at South Carolina | 2-4-12  |
| +31 (90-59)    | SOUTH CAROLINA    | 2-19-11 |
| +31 (101-70)   | ARKANSAS          | 1-23-10 |
| +30 (43-36)    | MISSISSIPPI STATE | 2-27-13 |
| +30 (79-49)    | GEORGIA           | 3-1-12  |

## VICTORY MARGIN ON THE ROAD

| Margin (Score) | Opponent             | Date     |
|----------------|----------------------|----------|
| +34 (86-52)    | at South Carolina    | 2-4-12   |
| +31 (79-48)    | at Portland          | 11-19-10 |
| +27 (89-62)    | at South Carolina    | 2-13-16  |
| +26 (81-55)    | at LSU               | 2-6-10   |
| +24 (74-50)    | at LSU               | 1-28-12  |
| +23 (99-76)    | at Ole Miss          | 12-29-16 |
| +22 (70-48)    | at Alabama           | 1-17-15  |
| +22 (75-53)    | at Auburn            | 1-19-13  |
| +18 (74-56)    | at Mississippi State | 2-25-15  |
| +18 (66-48)    | at Tennessee         | 2-17-15  |
| +17 (90-73)    | at Indiana           | 12-12-09 |

## VICTORY MARGIN AT A NEUTRAL SITE

| Margin (Score) | Opponent               | Date     |
|----------------|------------------------|----------|
| +46 (115-69)   | vs. Arizona State      | 11-28-16 |
| +39 (78-39)    | vs. West Virginia      | 3-26-15  |
| +39 (83-44)    | vs. UCLA               | 12-20-14 |
| +38 (85-47)    | vs. Penn State         | 11-19-11 |
| +32 (72-40)    | vs. Kansas             | 11-18-14 |
| +30 (90-60)    | vs. Wake Forest        | 3-20-10  |
| +29 (100-71)   | vs. East Tennessee St. | 3-18-10  |
| +29 (74-45)    | vs. Tennessee          | 3-13-10  |
| +28 (85-57)    | vs. Stony Brook        | 3-17-16  |
| +26 (85-59)    | vs. Alabama            | 3-11-16  |



## De'Aaron FOX

Freshman • Guard • 6-3 • Houston  
Cypress Lakes • Undergraduate Studies

0

## BIO BLAST

- One of 10 midseason finalists for the Bob Cousy Point Guard of the Year Award
- On Wooden Award Late Season Top 20 List
- Leads the SEC in assists per game (5.4)
- Has scored in double figures in 22 of 26 games he's played
- Four-time SEC Freshman of the Week (Nov. 21, Dec. 5, Dec. 19 and Jan. 9)
- Scored 14 of his 16 points in the final 4:36 of the win at UGA – eight of them on FTs
- Scored 21 points in the win at Mississippi State including a run of nine straight in the final three minutes of the game
- Recorded just the second triple-double in program history with 14 points, 11 rebounds and 10 assists vs. Arizona State
- Made his first 21 free throws of the year, the second best start by a freshman in UK history
- Tabbed to the preseason Bob Cousy Award and Naismith Trophy watch lists
- Preseason All-SEC First Team selection (AP/Coaches)
- Twelve assists vs. SFA set the UK record for dimes in an opener, as well as anyone's UK debut (with assist records dating back to the 1971-72 season)
- 2016 Texas Gatorade High School Player of the Year

## SEASON AVERAGES

|                       |      |
|-----------------------|------|
| Games played          | 26   |
| Minutes/game          | 29.3 |
| Points/game           | 15.6 |
| FG Pct                | 46.1 |
| 3FG Pct               | 16.0 |
| FT Pct                | 72.5 |
| Rebounds/game         | 4.2  |
| Assists/game          | 5.4  |
| Turnovers/game        | 2.3  |
| Assist/turnover ratio | 2.3  |
| Steals/game           | 1.6  |
| Blocks/game           | 0.2  |

## SEASON HIGHS

|              |   |
|--------------|---|
| Points       | 27, vs. ARKANSAS (1/7/17)                   |
| FG Made      | 11, at Vanderbilt (1/10/17)                 |
| FG Attempts  | 21, vs. North Carolina (12/17/16)           |
| 3FG Made     | 2, at Tennessee (1/24/17)                   |
| 3FG Attempts | 4, vs. UCLA (12/03/16)                      |
| FT Made      | 9, twice, last at Florida (2/4/17)          |
| FT Attempts  | 10, three times, last at Georgia (2/18/17)  |
| Rebounds     | 11, vs. Arizona St. (11/28/16)              |
| Assists      | 12, vs. SFA (11/11/16)                      |
| Steals       | 3, five times, last vs. LSU (2/8/17)        |
| Blocks       | 1, five times, last vs. TENNESSEE (2/14/17) |
| Minutes      | 38, vs. KANSAS (1/28/17)                    |

## CAREER HIGHS

|              |   |
|--------------|---|
| Points       | 27, vs. ARKANSAS (1/7/17)                   |
| FG Made      | 11, at Vanderbilt (1/10/17)                 |
| FG Attempts  | 21, vs. North Carolina (12/17/16)           |
| 3FG Made     | 2, at Tennessee (1/24/17)                   |
| 3FG Attempts | 4, vs. UCLA (12/03/16)                      |
| FT Made      | 9, twice, last at Florida (2/4/17)          |
| FT Attempts  | 10, three times, last at Georgia (2/18/17)  |
| Rebounds     | 11, vs. Arizona St. (11/28/16)              |
| Assists      | 12, vs. SFA (11/11/16)                      |
| Steals       | 3, five times, last vs. LSU (2/8/17)        |
| Blocks       | 1, five times, last vs. TENNESSEE (2/14/17) |
| Minutes      | 38, vs. KANSAS (1/28/17)                    |

## GAME-BY-GAME

| Opponent                 | Date     | gs  | min | Total  |         | 3-Pointers |       | Free throws |         | Rebounds |     |     |     |     | pf | a   | t/o | blk | stl | pts  | avg  |
|--------------------------|----------|-----|-----|--------|---------|------------|-------|-------------|---------|----------|-----|-----|-----|-----|----|-----|-----|-----|-----|------|------|
|                          |          |     |     | fg-fga | pct     | 3fg-fga    | pct   | ft-fa       | pct     | off      | def | tot | avg |     |    |     |     |     |     |      |      |
| STEPHEN F. AUSTIN        | 11/11/16 | *   | 30  | 3-9    | .333    | 0-2        | .000  | 6-6         | 1.000   | 2        | 2   | 4   | 4.0 | 3   | 12 | 3   | 0   | 3   | 12  | 12.0 |      |
| CANISIUS                 | 11/13/16 | *   | 33  | 6-13   | .462    | 0-3        | .000  | 9-9         | 1.000   | 1        | 3   | 4   | 4.0 | 1   | 3  | 2   | 0   | 0   | 21  | 16.5 |      |
| vs #13/13 Michigan State | 11/15/16 | *   | 29  | 3-10   | .300    | 0-2        | .000  | 6-6         | 1.000   | 0        | 4   | 4   | 4.0 | 2   | 6  | 3   | 1   | 1   | 12  | 15.0 |      |
| DUQUESNE                 | 11/20/16 | *   | 31  | 5-13   | .385    | 1-2        | .500  | 5-8         | .625    | 1        | 6   | 7   | 4.8 | 2   | 6  | 1   | 0   | 3   | 16  | 15.3 |      |
| CLEVELAND STATE          | 11/23/16 | *   | 33  | 6-15   | .400    | 0-2        | .000  | 4-7         | .571    | 0        | 4   | 4   | 4.6 | 1   | 11 | 2   | 1   | 2   | 16  | 15.4 |      |
| UT-MARTIN                | 11/25/16 | *   | 28  | 7-12   | .583    | 0-3        | .000  | 2-4         | .500    | 1        | 5   | 6   | 4.8 | 2   | 5  | 4   | 0   | 3   | 16  | 15.5 |      |
| vs Arizona State         | 11/28/16 | *   | 31  | 6-9    | .667    | 1-1        | 1.000 | 1-2         | .500    | 2        | 9   | 11  | 5.7 | 3   | 10 | 4   | 0   | 2   | 14  | 15.3 |      |
| #11/9 UCLA               | 12/03/16 | *   | 34  | 8-20   | .400    | 1-4        | .250  | 3-5         | .600    | 0        | 2   | 2   | 5.3 | 4   | 9  | 2   | 0   | 1   | 20  | 15.9 |      |
| VALPO                    | 12/07/16 | *   | 29  | 3-9    | .333    | 0-1        | .000  | 3-8         | .375    | 1        | 6   | 7   | 5.4 | 1   | 5  | 1   | 1   | 2   | 9   | 15.1 |      |
| vs Hofstra               | 12/11/16 | *   | 24  | 5-8    | .625    | 0-1        | .000  | 5-5         | 1.000   | 0        | 5   | 5   | 5.4 | 3   | 2  | 2   | 0   | 0   | 15  | 15.1 |      |
| vs #7/6 North Carolina   | 12/17/16 | *   | 35  | 9-21   | .429    | 0-2        | .000  | 6-7         | .857    | 0        | 4   | 4   | 5.3 | 1   | 10 | 2   | 0   | 2   | 24  | 15.9 |      |
| at #10/11 Louisville     | 12/21/16 | *   | 34  | 7-15   | .467    | 1-3        | .333  | 6-10        | .600    | 0        | 2   | 2   | 5.0 | 3   | 3  | 4   | 0   | 2   | 21  | 16.3 |      |
| at Ole Miss              | 12/29/16 | *   | 23  | 3-10   | .300    | 0-2        | .000  | 1-3         | .333    | 0        | 5   | 5   | 5.0 | 2   | 7  | 1   | 0   | 3   | 7   | 15.6 |      |
| TEXAS A&M                | 01/03/17 | *   | 28  | 5-9    | .556    | 0-1        | .000  | 5-8         | .625    | 1        | 4   | 5   | 5.0 | 0   | 6  | 3   | 0   | 2   | 15  | 15.6 |      |
| ARKANSAS                 | 01/07/17 | *   | 36  | 10-16  | .625    | 0-2        | .000  | 7-7         | 1.000   | 0        | 6   | 6   | 5.1 | 2   | 6  | 2   | 0   | 1   | 27  | 16.3 |      |
| at Vanderbilt            | 01/10/17 | *   | 25  | 11-17  | .647    | 0-1        | .000  | 0-0         | .000    | 0        | 5   | 5   | 5.1 | 4   | 2  | 1   | 0   | 1   | 22  | 16.7 |      |
| AUBURN                   | 01/14/17 | *   | 27  | 6-11   | .545    | 1-2        | .500  | 0-2         | .000    | 1        | 3   | 4   | 5.0 | 5   | 5  | 1   | 0   | 1   | 13  | 16.5 |      |
| at Mississippi State     | 01/17/17 | *   | 36  | 8-15   | .533    | 0-3        | .000  | 5-9         | .556    | 0        | 5   | 5   | 5.0 | 0   | 5  | 3   | 0   | 1   | 21  | 16.7 |      |
| #24/24 SOUTH CAROLINA    | 01/21/17 | *   | 8   | 3-3    | 1.000   | 0-0        | .000  | 0-1         | .000    | 0        | 1   | 1   | 4.8 | 0   | 1  | 0   | 0   | 0   | 6   | 16.2 |      |
| at Tennessee             | 01/24/17 | *   | 25  | 4-9    | .444    | 2-2        | 1.000 | 7-8         | .875    | 0        | 0   | 0   | 4.6 | 4   | 4  | 2   | 1   | 2   | 17  | 16.2 |      |
| #2/1 KANSAS              | 01/28/17 | *   | 38  | 5-12   | .417    | 0-2        | .000  | 0-0         | .000    | 0        | 2   | 2   | 4.4 | 3   | 2  | 5   | 0   | 2   | 10  | 15.9 |      |
| GEORGIA                  | 01/31/17 | dnf | -   | -      | -       | -          | -     | -           | -       | -        | -   | -   | -   | -   | -  | -   | -   | -   | -   | -    |      |
| at #24/23 Florida        | 02/04/17 |     | 25  | 5-11   | .455    | 0-1        | .000  | 9-10        | .900    | 0        | 3   | 3   | 4.4 | 4   | 0  | 3   | 0   | 0   | 19  | 16.0 |      |
| LSU                      | 02/07/17 | *   | 33  | 7-13   | .538    | 1-2        | .500  | 1-1         | 1.000   | 0        | 4   | 4   | 4.3 | 2   | 6  | 3   | 0   | 3   | 16  | 16.0 |      |
| at Alabama               | 02/11/17 | *   | 30  | 3-12   | .250    | 0-2        | .000  | 1-1         | 1.000   | 1        | 0   | 1   | 4.2 | 4   | 3  | 2   | 0   | 2   | 7   | 15.7 |      |
| TENNESSEE                | 02/14/17 | *   | 32  | 5-13   | .385    | 0-2        | .000  | 3-5         | .600    | 0        | 3   | 3   | 4.2 | 5   | 6  | 0   | 1   | 2   | 13  | 15.6 |      |
| at Georgia               | 02/18/17 | *   | 25  | 4-14   | .286    | 0-2        | .000  | 8-10        | .800    | 1        | 4   | 5   | 4.2 | 3   | 5  | 4   | 0   | 0   | 16  | 15.6 |      |
| Totals                   |          |     | 25  | 762    | 147-319 | .461       | 8-50  | .160        | 103-142 | .725     | 12  | 97  | 109 | 4.2 | 64 | 140 | 60  | 5   | 41  | 405  | 15.6 |

## SUPERLATIVES

| Season Stats   | Career Stats |
|----------------|--------------|
| 10+ points     | 22           |
| 20+ points     | 7            |
| 3+ assists     | 21           |
| 3+ steals      | 5            |
| 10+ rebounds   | 1            |
| Double-doubles | 4            |
| Dunks          | 13           |

## CAREER STATS

| Year    | GP-GS | Min-Avg  | FG-FGA  | Pct  | 3FG-FGA | Pct  | FT-FTA  | Pct  | Off-Def-Tot-Avg | PF-FO | Ast | TO | Blk | Stl | Pts | Avg  |
|---------|-------|----------|---------|------|---------|------|---------|------|-----------------|-------|-----|----|-----|-----|-----|------|
| 2016-17 | 26-25 | 762-29.3 | 147-319 | .461 | 8-50    | .160 | 103-142 | .725 | 12-97-109-4.2   | 64-2  | 140 | 60 | 5   | 41  | 405 | 15.6 |
| TOTAL   | 26-25 | 762-29.3 | 147-319 | .461 | 8-50    | .160 | 103-142 | .725 | 12-97-109-4.2   | 64-2  | 140 | 60 | 5   | 41  | 405 | 15.6 |



# SACHA KILLEYA-JONES

Freshman • Forward • 6-10 • Chapel Hill, N.C.  
Virginia Episcopal • Communication

# 1

## BIO BLAST

- Missed the Georgia and Florida games with an illness
- Snared a career-high six rebounds while adding four points in a win over Arizona State
- Scored 12 points and hauled in four rebounds vs. UT Martin
- Grabbed three rebounds in his UK debut, and another four against Canisius
- One of five McDonald's All-Americans on the 2016-17 roster
- Posted 13 games with at least 20 points and 10 rebounds as a senior in high school
- Named the Virginia Player of the Year as a senior
- Youngest player on the 2016-17 roster
- Won a state title and two AAU national championships during his prep career
- An accomplished quarterback up until his sophomore season in which he gave up football to focus on basketball

## SEASON AVERAGES

|                       |      |
|-----------------------|------|
| Games played          | 15   |
| Minutes/game          | 6.4  |
| Points/game           | 2.7  |
| FG Pct                | 58.6 |
| 3FG Pct               |      |
| FT Pct                | 40.0 |
| Rebounds/game         | 2.1  |
| Assists/game          | 0.1  |
| Turnovers/game        | 0.5  |
| Assist/turnover ratio | 0.3  |
| Steals/game           | 0.1  |
| Blocks/game           | 0.7  |

## SEASON HIGHS

|              |   |
|--------------|---|
| Points       | 12, vs. UT MARTIN (11/25/16)                |
| FG Made      | 6, vs. UT MARTIN (11/25/16)                 |
| FG Attempts  | 8, vs. UT MARTIN (11/25/16)                 |
| 3FG Made     |   |
| 3FG Attempts |   |
| FT Made      | 3, vs. CLEVELAND ST. (11/23/16)             |
| FT Attempts  | 5, vs. CLEVELAND ST. (11/23/16)             |
| Rebounds     | 6, vs. Arizona St. (11/28/16)               |
| Assists      | 1, twice, last vs. ARKANSAS (1/7/17)        |
| Steals       | 1, vs. Hofstra (12/11/16)                   |
| Blocks       | 2, three times, last vs. Hofstra (12/11/16) |
| Minutes      | 13, twice, last vs. UT MARTIN (11/25/16)    |

## CAREER HIGHS

|              |   |
|--------------|---|
| Points       | 12, vs. UT MARTIN (11/25/16)                |
| FG Made      | 6, vs. UT MARTIN (11/25/16)                 |
| FG Attempts  | 8, vs. UT MARTIN (11/25/16)                 |
| 3FG Made     |   |
| 3FG Attempts |   |
| FT Made      | 3, vs. CLEVELAND ST. (11/23/16)             |
| FT Attempts  | 5, vs. CLEVELAND ST. (11/23/16)             |
| Rebounds     | 6, vs. Arizona St. (11/28/16)               |
| Assists      | 1, twice, last vs. ARKANSAS (1/7/17)        |
| Steals       | 1, vs. Hofstra (12/11/16)                   |
| Blocks       | 2, three times, last vs. Hofstra (12/11/16) |
| Minutes      | 13, twice, last vs. UT MARTIN (11/25/16)    |

## GAME-BY-GAME

| Opponent                 | Date     | gs  | min | Total  |      | 3-Pointers |      | Free throws |      | Rebounds |     |     |     | pf  | a | t/o | blk | stl | pts | avg |
|--------------------------|----------|-----|-----|--------|------|------------|------|-------------|------|----------|-----|-----|-----|-----|---|-----|-----|-----|-----|-----|
|                          |          |     |     | fg-fga | pct  | 3fg-fga    | pct  | ft-fa       | pct  | off      | def | tot | avg |     |   |     |     |     |     |     |
| STEPHEN F. AUSTIN        | 11/11/16 | 9   | 0-1 | .000   | 0-0  | .000       | 0-0  | .000        | 1-2  | .500     | 1   | 2   | 3   | 3.0 | 0 | 0   | 2   | 1   | 0   | 0.0 |
| CANISIUS                 | 11/13/16 | 7   | 1-1 | 1.000  | 0-0  | .000       | 1-4  | .250        | 1    | 3        | 4   | 3.5 | 1   | 0   | 0 | 1   | 0   | 3   | 1.5 |     |
| vs #13/13 Michigan State | 11/15/16 | 4   | 0-1 | .000   | 0-0  | .000       | 0-2  | .000        | 0    | 0        | 0   | 2.3 | 1   | 0   | 1 | 0   | 0   | 0   | 1.0 |     |
| DUQUESNE                 | 11/20/16 | 13  | 3-5 | .600   | 0-0  | .000       | 0-0  | .000        | 1    | 2        | 3   | 2.5 | 2   | 0   | 0 | 2   | 0   | 6   | 2.3 |     |
| CLEVELAND STATE          | 11/23/16 | 11  | 1-2 | .500   | 0-0  | .000       | 3-5  | .600        | 0    | 2        | 2   | 2.4 | 0   | 0   | 0 | 1   | 0   | 5   | 2.8 |     |
| UT-MARTIN                | 11/25/16 | 13  | 6-8 | .750   | 0-0  | .000       | 0-0  | .000        | 1    | 3        | 4   | 2.7 | 3   | 0   | 1 | 1   | 0   | 12  | 4.3 |     |
| vs Arizona State         | 11/28/16 | 10  | 2-2 | 1.000  | 0-0  | .000       | 0-0  | .000        | 2    | 4        | 6   | 3.1 | 4   | 1   | 0 | 0   | 0   | 4   | 4.3 |     |
| #11/9 UCLA               | 12/03/16 | dnp | -   | -      | -    | -          | -    | -           | -    | -        | -   | -   | -   | -   | - | -   | -   | -   | -   |     |
| VALPO                    | 12/07/16 | 8   | 1-2 | .500   | 0-0  | .000       | 0-2  | .000        | 2    | 1        | 3   | 3.1 | 1   | 0   | 2 | 2   | 0   | 2   | 4.0 |     |
| vs Hofstra               | 12/11/16 | 9   | 2-4 | .500   | 0-0  | .000       | 0-0  | .000        | 2    | 0        | 2   | 3.0 | 3   | 0   | 0 | 2   | 1   | 4   | 4.0 |     |
| vs #7/6 North Carolina   | 12/17/16 | 1   | 0-0 | .000   | 0-0  | .000       | 0-0  | .000        | 0    | 0        | 0   | 2.7 | 1   | 0   | 0 | 0   | 0   | 0   | 3.6 |     |
| at #10/11 Louisville     | 12/21/16 | dnp | -   | -      | -    | -          | -    | -           | -    | -        | -   | -   | -   | -   | - | -   | -   | -   | -   |     |
| at Ole Miss              | 12/29/16 | 0   | 0-0 | .000   | 0-0  | .000       | 0-0  | .000        | 0    | 0        | 0   | 2.5 | 0   | 0   | 0 | 0   | 0   | 0   | 3.3 |     |
| TEXAS A&M                | 01/03/17 | 6   | 1-3 | .333   | 0-0  | .000       | 0-0  | .000        | 2    | 0        | 2   | 2.4 | 1   | 0   | 1 | 0   | 0   | 2   | 3.2 |     |
| ARKANSAS                 | 01/07/17 | 2   | 0-0 | .000   | 0-0  | .000       | 2-2  | 1.000       | 0    | 2        | 2   | 2.4 | 0   | 1   | 0 | 0   | 0   | 2   | 3.1 |     |
| at Vanderbilt            | 01/10/17 | dnp | -   | -      | -    | -          | -    | -           | -    | -        | -   | -   | -   | -   | - | -   | -   | -   | -   |     |
| AUBURN                   | 01/14/17 | dnp | -   | -      | -    | -          | -    | -           | -    | -        | -   | -   | -   | -   | - | -   | -   | -   | -   |     |
| at Mississippi State     | 01/17/17 | 1   | 0-0 | .000   | 0-0  | .000       | 0-0  | .000        | 0    | 0        | 0   | 2.2 | 2   | 0   | 0 | 0   | 0   | 0   | 2.9 |     |
| #24/24 SOUTH CAROLINA    | 01/21/17 | 2   | 0-0 | .000   | 0-0  | .000       | 0-0  | .000        | 0    | 0        | 0   | 2.1 | 0   | 0   | 0 | 0   | 0   | 0   | 2.7 |     |
| at Tennessee             | 01/24/17 | dnp | -   | -      | -    | -          | -    | -           | -    | -        | -   | -   | -   | -   | - | -   | -   | -   | -   |     |
| #2/1 KANSAS              | 01/28/17 | dnp | -   | -      | -    | -          | -    | -           | -    | -        | -   | -   | -   | -   | - | -   | -   | -   | -   |     |
| GEORGIA                  | 01/31/17 | dnp | -   | -      | -    | -          | -    | -           | -    | -        | -   | -   | -   | -   | - | -   | -   | -   | -   |     |
| at #24/23 Florida        | 02/04/17 | dnp | -   | -      | -    | -          | -    | -           | -    | -        | -   | -   | -   | -   | - | -   | -   | -   | -   |     |
| LSU                      | 02/07/17 | dnp | -   | -      | -    | -          | -    | -           | -    | -        | -   | -   | -   | -   | - | -   | -   | -   | -   |     |
| at Alabama               | 02/11/17 | dnp | -   | -      | -    | -          | -    | -           | -    | -        | -   | -   | -   | -   | - | -   | -   | -   | -   |     |
| TENNESSEE                | 02/14/17 | dnp | -   | -      | -    | -          | -    | -           | -    | -        | -   | -   | -   | -   | - | -   | -   | -   | -   |     |
| at Georgia               | 02/18/17 | dnp | -   | -      | -    | -          | -    | -           | -    | -        | -   | -   | -   | -   | - | -   | -   | -   | -   |     |
| Totals                   |          | 0   | 96  | 17-29  | .586 | 0-0        | .000 | 6-15        | .400 | 12       | 19  | 31  | 2.1 | 19  | 2 | 7   | 10  | 1   | 40  | 2.7 |

## SUPERLATIVES

| Season Stats   | Career Stats |
|----------------|--------------|
| 10+ points     | 1            |
| 20+ points     | -            |
| 3+ blocks      | -            |
| 3+ steals      | -            |
| 10+ rebounds   | -            |
| Double-doubles | -            |
| Dunks          | 4            |

## CAREER STATS

| Year    | GP-GS | Min-Avg | FG-FGA | Pct  | 3FG-FGA | Pct  | FT-FTA | Pct  | Off-Def-Tot-Avg | PF-FO | Ast | TO | Blk | Stl | Pts | Avg |
|---------|-------|---------|--------|------|---------|------|--------|------|-----------------|-------|-----|----|-----|-----|-----|-----|
| 2016-17 | 15-0  | 96-6.4  | 17-29  | .586 | 0-0     | .000 | 6-15   | .400 | 12-19-31-2.1    | 19-0  | 2   | 7  | 10  | 1   | 40  | 2.7 |
| TOTAL   | 15-0  | 96-6.4  | 17-29  | .586 | 0-0     | .000 | 6-15   | .400 | 12-19-31-2.1    | 19-0  | 2   | 7  | 10  | 1   | 40  | 2.7 |



## BAM ADEBAYO

3

Freshman • Forward • 6-10 • Little Washington, N.C.  
High Point Christian Acad. • Undergraduate Studies

## BIO BLAST

- Has reached double figures in scoring in 21 of 27 games
- Dunked a remarkable 75 shots this season. Anthony Davis owns the Calipari record with 92
- Has three double-doubles this season
- Leads the team in rebounding at 7.1 boards per game
- Recorded a career-high 25 points at Ole Miss on a career-high eight dunks
- Preseason All-SEC First Team (AP/Coaches)
- Named to the preseason Kareem Abdul-Jabbar and Naismith Trophy watch lists
- Tabbed a preseason second-team All-American by CBSSports.com and a third-team selection by College Basketball Talk
- North Carolina 2016 Gatorade High School Player of the Year
- One of five Wildcats who earned McDonald's All-America honors on the 2016-17 roster
- Averaged 18.9 points and 13.0 rebounds as a senior in high school
- Earned his nickname, "Bam," when he flipped a coffee table as a toddler while his mother was watching "The Flintstones"

## SEASON AVERAGES

|                       |      |
|-----------------------|------|
| Games played          | 27   |
| Minutes/game          | 28.1 |
| Points/game           | 12.7 |
| FG Pct                | 60.4 |
| 3FG Pct               |      |
| FT Pct                | 61.9 |
| Rebounds/game         | 7.1  |
| Assists/game          | 0.8  |
| Turnovers/game        | 1.7  |
| Assist/turnover ratio | 0.5  |
| Steals/game           | 0.7  |
| Blocks/game           | 1.6  |

## SEASON HIGHS

|              |                                     |
|--------------|-------------------------------------|
| Points       | 25, at Ole Miss (12/29/16)          |
| FG Made      | 12, at Ole Miss (12/29/16)          |
| FG Attempts  | 19, at Ole Miss (12/29/16)          |
| 3FG Made     |                                     |
| 3FG Attempts |                                     |
| FT Made      | 10, vs. UCLA (12/03/16)             |
| FT Attempts  | 13, twice, last vs. UCLA (12/03/16) |
| Rebounds     | 13, vs. UCLA (12/03/16)             |
| Assists      | 3, vs. KANSAS (1/28/17)             |
| Steals       | 4, at Florida (2/4/17)              |
| Blocks       | 4, vs. UCLA (12/03/16)              |
| Minutes      | 37, vs. KANSAS (1/28/17)            |

## CAREER HIGHS

|              |                                     |
|--------------|-------------------------------------|
| Points       | 25, at Ole Miss (12/29/16)          |
| FG Made      | 12, at Ole Miss (12/29/16)          |
| FG Attempts  | 19, at Ole Miss (12/29/16)          |
| 3FG Made     |                                     |
| 3FG Attempts |                                     |
| FT Made      | 10, vs. UCLA (12/03/16)             |
| FT Attempts  | 13, twice, last vs. UCLA (12/03/16) |
| Rebounds     | 13, vs. UCLA (12/03/16)             |
| Assists      | 3, vs. KANSAS (1/28/17)             |
| Steals       | 4, at Florida (2/4/17)              |
| Blocks       | 4, vs. UCLA (12/03/16)              |
| Minutes      | 37, vs. KANSAS (1/28/17)            |

## GAME-BY-GAME

| Opponent                 | Date     | gs | min | Total  |         | 3-Pointers |      | Free throws |         | Rebounds |     |     |     |     |    |     |     |     |     |      |      |
|--------------------------|----------|----|-----|--------|---------|------------|------|-------------|---------|----------|-----|-----|-----|-----|----|-----|-----|-----|-----|------|------|
|                          |          |    |     | fg-fga | pct     | 3fg-fga    | pct  | ft-fa       | pct     | off      | def | tot | avg | pf  | a  | t/o | blk | stl | pts | avg  |      |
| STEPHEN F. AUSTIN        | 11/11/16 | *  | 15  | 1-1    | 1.000   | 0-0        | .000 | 3-7         | .429    | 1        | 0   | 1   | 1.0 | 4   | 1  | 1   | 0   | 1   | 5   | 5.0  |      |
| CANISUUS                 | 11/13/16 | *  | 27  | 3-9    | .333    | 0-0        | .000 | 8-13        | .615    | 6        | 5   | 11  | 6.0 | 2   | 2  | 0   | 3   | 0   | 14  | 9.5  |      |
| vs #13/13 Michigan State | 11/15/16 | *  | 26  | 2-3    | .667    | 0-0        | .000 | 2-3         | .667    | 1        | 4   | 5   | 5.7 | 4   | 0  | 5   | 2   | 0   | 6   | 8.3  |      |
| DUQUESNE                 | 11/20/16 | *  | 24  | 5-8    | .625    | 0-0        | .000 | 2-3         | .667    | 3        | 5   | 8   | 6.3 | 2   | 1  | 1   | 2   | 2   | 12  | 9.3  |      |
| CLEVELAND STATE          | 11/23/16 | *  | 26  | 5-8    | .625    | 0-0        | .000 | 4-4         | 1.000   | 2        | 5   | 7   | 6.4 | 4   | 2  | 1   | 0   | 0   | 14  | 10.2 |      |
| UT-MARTIN                | 11/25/16 | *  | 25  | 5-10   | .500    | 0-0        | .000 | 5-8         | .625    | 8        | 4   | 12  | 7.3 | 0   | 0  | 1   | 1   | 0   | 15  | 11.0 |      |
| vs Arizona State         | 11/28/16 | *  | 23  | 5-7    | .714    | 0-0        | .000 | 2-3         | .667    | 5        | 4   | 9   | 7.6 | 1   | 2  | 0   | 3   | 0   | 12  | 11.1 |      |
| #11/9 UCLA               | 12/03/16 | *  | 33  | 4-12   | .333    | 0-0        | .000 | 10-13       | .769    | 7        | 6   | 13  | 8.3 | 3   | 0  | 0   | 4   | 0   | 18  | 12.0 |      |
| VALPO                    | 12/07/16 | *  | 29  | 5-9    | .556    | 0-0        | .000 | 6-8         | .750    | 3        | 4   | 7   | 8.1 | 2   | 0  | 3   | 1   | 1   | 16  | 12.4 |      |
| vs Hofstra               | 12/11/16 | *  | 25  | 7-10   | .700    | 0-0        | .000 | 0-1         | .000    | 1        | 6   | 7   | 8.0 | 2   | 1  | 1   | 2   | 0   | 14  | 12.6 |      |
| vs #7/6 North Carolina   | 12/17/16 | *  | 19  | 6-11   | .545    | 0-0        | .000 | 1-3         | .333    | 4        | 3   | 7   | 7.9 | 5   | 1  | 0   | 0   | 0   | 13  | 12.6 |      |
| at #10/11 Louisville     | 12/21/16 | *  | 35  | 5-6    | .833    | 0-0        | .000 | 1-6         | .167    | 4        | 5   | 9   | 8.0 | 3   | 1  | 3   | 2   | 1   | 11  | 12.5 |      |
| at Ole Miss              | 12/29/16 | *  | 34  | 12-19  | .632    | 0-0        | .000 | 1-4         | .250    | 1        | 3   | 4   | 7.7 | 1   | 1  | 1   | 3   | 0   | 25  | 13.5 |      |
| TEXAS A&M                | 01/03/17 | *  | 23  | 4-6    | .667    | 0-0        | .000 | 2-2         | 1.000   | 1        | 2   | 3   | 7.4 | 0   | 1  | 2   | 3   | 3   | 10  | 13.2 |      |
| ARKANSAS                 | 01/07/17 | *  | 33  | 3-5    | .600    | 0-0        | .000 | 5-10        | .500    | 4        | 3   | 7   | 7.3 | 2   | 1  | 1   | 1   | 1   | 11  | 13.1 |      |
| at Vanderbilt            | 01/10/17 | *  | 30  | 3-4    | .750    | 0-0        | .000 | 8-10        | .800    | 3        | 4   | 7   | 7.3 | 4   | 0  | 1   | 0   | 0   | 14  | 13.1 |      |
| AUBURN                   | 01/14/17 | *  | 35  | 4-5    | .800    | 0-0        | .000 | 7-11        | .636    | 2        | 6   | 8   | 7.4 | 2   | 0  | 3   | 3   | 0   | 15  | 13.2 |      |
| at Mississippi State     | 01/17/17 | *  | 20  | 2-2    | 1.000   | 0-0        | .000 | 1-2         | .500    | 1        | 3   | 4   | 7.2 | 4   | 1  | 3   | 2   | 0   | 5   | 12.8 |      |
| #24/24 SOUTH CAROLINA    | 01/21/17 | *  | 29  | 5-6    | .833    | 0-0        | .000 | 8-12        | .667    | 2        | 1   | 3   | 6.9 | 4   | 1  | 1   | 0   | 2   | 18  | 13.1 |      |
| at Tennessee             | 01/24/17 | *  | 34  | 7-8    | .875    | 0-0        | .000 | 7-8         | .875    | 1        | 4   | 5   | 6.9 | 3   | 0  | 1   | 2   | 0   | 21  | 13.5 |      |
| #2/1 KANSAS              | 01/28/17 | *  | 37  | 3-7    | .429    | 0-0        | .000 | 4-10        | .400    | 4        | 4   | 8   | 6.9 | 4   | 3  | 4   | 1   | 2   | 10  | 13.3 |      |
| GEORGIA                  | 01/31/17 | *  | 22  | 4-6    | .667    | 0-0        | .000 | 4-6         | .667    | 2        | 3   | 5   | 6.8 | 4   | 0  | 1   | 1   | 1   | 12  | 13.2 |      |
| at #24/23 Florida        | 02/04/17 | *  | 33  | 4-10   | .400    | 0-0        | .000 | 1-5         | .200    | 1        | 6   | 7   | 6.8 | 3   | 1  | 2   | 1   | 4   | 9   | 13.0 |      |
| LSU                      | 02/07/17 | *  | 24  | 2-3    | .667    | 0-0        | .000 | 4-6         | .667    | 3        | 6   | 9   | 6.9 | 4   | 0  | 1   | 1   | 0   | 8   | 12.8 |      |
| at Alabama               | 02/11/17 | *  | 28  | 5-9    | .556    | 0-0        | .000 | 4-4         | 1.000   | 3        | 4   | 7   | 6.9 | 5   | 0  | 2   | 2   | 0   | 14  | 12.9 |      |
| TENNESSEE                | 02/14/17 | *  | 33  | 3-5    | .600    | 0-0        | .000 | 1-2         | .500    | 5        | 7   | 12  | 7.1 | 2   | 0  | 3   | 1   | 0   | 7   | 12.7 |      |
| at Georgia               | 02/18/17 | *  | 36  | 5-8    | .625    | 0-0        | .000 | 3-4         | .750    | 2        | 6   | 8   | 7.1 | 2   | 1  | 3   | 2   | 1   | 13  | 12.7 |      |
| Totals                   |          |    | 27  | 758    | 119-197 | .604       | 0-0  | .000        | 104-168 | .619     | 80  | 113 | 193 | 7.1 | 76 | 21  | 45  | 43  | 19  | 342  | 12.7 |

## SUPERLATIVES

| Season Stats   |    | Career Stats   |    |
|----------------|----|----------------|----|
| 10+ points     | 21 | 10+ points     | 21 |
| 20+ points     | 2  | 20+ points     | 2  |
| 3+ blocks      | 6  | 3+ blocks      | 6  |
| 3+ steals      | 2  | 3+ steals      | 2  |
| 10+ rebounds   | 4  | 10+ rebounds   | 4  |
| Double-doubles | 3  | Double-doubles | 3  |
| Dunks          | 75 | Dunks          | 75 |

## CAREER STATS

| Year    | GP-GS | Min-Avg  | FG-FGA  | Pct  | 3FG-FGA | Pct  | FT-FTA  | Pct  | Off-Def-Tot-Avg | PF-FO | Ast | TO | Blk | Stl | Pts | Avg  |
|---------|-------|----------|---------|------|---------|------|---------|------|-----------------|-------|-----|----|-----|-----|-----|------|
| 2016-17 | 27-27 | 758-28.1 | 119-197 | .604 | 0-0     | .000 | 104-168 | .619 | 80-113-193-7.1  | 76-2  | 21  | 45 | 43  | 19  | 342 | 12.7 |
| TOTAL   | 27-27 | 758-28.1 | 119-197 | .604 | 0-0     | .000 | 104-168 | .619 | 80-113-193-7.1  | 76-2  | 21  | 45 | 43  | 19  | 342 | 12.7 |



# Hamidou DIALLO

4

Freshman • Guard • 6-5 • Queens, N.Y.  
Putnam Science Academy • Undergraduate Studies

## BIO BLAST

- Midyear enrollee who joined the team in January after graduating from Putnam Science Academy in Connecticut in May
- Top-10 prospect in the class of 2017 by many national pundits
- Ranked by 247 Sports as No. 9 overall player, while ESPN lists him at No. 11
- No. 1 shooting guard by both 247 Sports and Scout
- During his final season at Putnam the Mustangs went 38-3 overall and made an appearance in the state semifinals
- Two-time all-state honoree and averaged 19.0 points, 6.0 rebounds and 3.0 assists in his senior season
- Averaged 17.0 points and 4.0 rebounds as a junior
- Named MVP of the Hoophall Classic and the Dematha Classic
- Key member of the USA Men's U18 National Team that won gold at the 2016 FIBA Americas U18 Championship in Chile in July
- Averaged 7.6 points and 4.6 rebounds per game for Team USA
- Honor-roll student

## SEASON AVERAGES

|                             |  |
|-----------------------------|--|
| Games played .....          |  |
| Minutes/game .....          |  |
| Points/game .....           |  |
| FG Pct .....                |  |
| FT Pct .....                |  |
| Rebounds/game .....         |  |
| Assists/game .....          |  |
| Turnovers/game .....        |  |
| Assist/turnover ratio ..... |  |
| Steals/game .....           |  |
| Blocks/game .....           |  |

## SEASON HIGHS

|                    |  |
|--------------------|--|
| Points.....        |  |
| FG Made .....      |  |
| FG Attempts .....  |  |
| 3FG Made .....     |  |
| 3FG Attempts ..... |  |
| FT Made.....       |  |
| FT Attempts.....   |  |
| Rebounds .....     |  |
| Assists.....       |  |
| Steals .....       |  |
| Blocks .....       |  |
| Minutes .....      |  |

## CAREER HIGHS

|                    |  |
|--------------------|--|
| Points.....        |  |
| FG Made .....      |  |
| FG Attempts .....  |  |
| 3FG Made .....     |  |
| 3FG Attempts ..... |  |
| FT Made.....       |  |
| FT Attempts.....   |  |
| Rebounds .....     |  |
| Assists.....       |  |
| Steals .....       |  |
| Blocks .....       |  |
| Minutes .....      |  |

## GAME-BY-GAME

Has not yet played

## SUPERLATIVES

| Season Stats   |   | Career Stats   |   |
|----------------|---|----------------|---|
| 10+ points     | - | 10+ points     | - |
| 20+ points     | - | 20+ points     | - |
| 3+ blocks      | - | 3+ blocks      | - |
| 3+ steals      | - | 3+ steals      | - |
| 10+ rebounds   | - | 10+ rebounds   | - |
| Double-doubles | - | Double-doubles | - |
| Dunks          | - | Dunks          | - |

## CAREER STATS

## MALIK MONK

5

Freshman • Guard • 6-3 • Lepanto, Ark.  
Bentonville • Undergraduate Studies

## BIO BLAST

- SEC Player of the Week and USBWA National Player of the Week (Dec. 19)
- SEC Freshman of the Week (Nov. 21, Jan. 2 and Jan. 16)
- Leads the SEC in scoring with a 21.4 average. No Calipari-coached player has ever averaged more than 21.2 points for an entire year (Dajuan Wagner at Memphis in 2001-02)
- Has made 84 3-pointers in the first 27 games, just ahead of where Jamal Murray (83) was through the same amount of games when he went on to break the UK freshman record
- Scored in double figures in all 27 games this year and reached 20 or more in 15 of them
- Has scored 20 or more in nine of the last 17 and 30-plus in three of those
- Set the UK freshman single-game scoring record with 47 points vs. UNC on 18-of-22 shooting, including eight 3-pointers and the all-important go-ahead trey with seconds remaining. It's the most points any Calipari-coached player in college has ever scored
- Two games later scored 34, with five 3s, in the SEC opener at Ole Miss. It was the school record for most points by a freshman in a road game
- Preseason All-SEC Second Team (AP/Coaches)
- Tabbed Jerry West Award (nation's top shooting guard) finalist
- On the Wooden Award Late Season Top 20 List and the Naismith Trophy Midseason 30

## GAME-BY-GAME

| Opponent                 | Date     | gs | min | Total  |         | 3-Pointers |        | Free throws |        | Rebounds |     | pf | a   | t/o | blk | stl | pts | avg |      |      |      |
|--------------------------|----------|----|-----|--------|---------|------------|--------|-------------|--------|----------|-----|----|-----|-----|-----|-----|-----|-----|------|------|------|
|                          |          |    |     | fg-fga | pct     | 3fg-fga    | pct    | ft-fa       | pct    | off      | def |    |     |     |     |     |     |     | tot  | avg  |      |
| STEPHEN F. AUSTIN        | 11/11/16 | *  | 20  | 4-14   | .286    | 1-6        | .167   | 1-1         | 1.000  | 0        | 0   | 0  | 0.0 | 3   | 1   | 1   | 1   | 10  | 10.0 |      |      |
| CANISIUS                 | 11/13/16 | *  | 32  | 5-11   | .455    | 2-6        | .333   | 4-4         | 1.000  | 1        | 3   | 4  | 2.0 | 2   | 2   | 3   | 1   | 16  | 13.0 |      |      |
| vs #13/13 Michigan State | 11/15/16 | *  | 34  | 8-17   | .471    | 7-11       | .636   | 0-0         | .000   | 0        | 6   | 6  | 3.3 | 1   | 1   | 2   | 0   | 23  | 16.3 |      |      |
| DUQUESNE                 | 11/20/16 | *  | 18  | 6-12   | .500    | 2-8        | .250   | 0-0         | .000   | 0        | 2   | 2  | 3.0 | 2   | 0   | 1   | 1   | 0   | 14   | 15.8 |      |
| CLEVELAND STATE          | 11/23/16 | *  | 30  | 8-12   | .667    | 4-6        | .667   | 3-5         | .600   | 0        | 3   | 3  | 3.0 | 1   | 4   | 3   | 0   | 2   | 23   | 17.2 |      |
| UT-MARTIN                | 11/25/16 | *  | 29  | 10-17  | .588    | 2-8        | .250   | 4-4         | 1.000  | 0        | 2   | 2  | 2.8 | 2   | 7   | 2   | 0   | 1   | 26   | 18.7 |      |
| vs Arizona State         | 11/28/16 | *  | 30  | 8-20   | .400    | 3-10       | .300   | 4-5         | .800   | 0        | 3   | 3  | 2.9 | 0   | 4   | 2   | 0   | 1   | 23   | 19.3 |      |
| #11/9 UCLA               | 12/03/16 | *  | 36  | 10-19  | .526    | 4-8        | .500   | 0-0         | .000   | 2        | 1   | 3  | 2.9 | 3   | 0   | 2   | 0   | 5   | 24   | 19.9 |      |
| VALPO                    | 12/07/16 | *  | 22  | 6-13   | .462    | 1-5        | .200   | 2-2         | 1.000  | 1        | 1   | 2  | 2.8 | 2   | 1   | 2   | 0   | 0   | 15   | 19.3 |      |
| vs Hofstra               | 12/11/16 | *  | 29  | 7-16   | .438    | 4-10       | .400   | 2-2         | 1.000  | 1        | 0   | 1  | 2.6 | 4   | 4   | 0   | 1   | 0   | 20   | 19.4 |      |
| vs #7/6 North Carolina   | 12/17/16 | *  | 38  | 18-28  | .643    | 8-12       | .667   | 3-5         | .600   | 0        | 0   | 0  | 2.4 | 0   | 2   | 2   | 0   | 1   | 47   | 21.9 |      |
| at #10/11 Louisville     | 12/21/16 | *  | 29  | 6-17   | .353    | 1-9        | .111   | 3-3         | 1.000  | 0        | 3   | 3  | 2.4 | 4   | 1   | 3   | 0   | 1   | 16   | 21.4 |      |
| at Ole Miss              | 12/29/16 | *  | 35  | 11-16  | .688    | 5-7        | .714   | 7-8         | .875   | 2        | 4   | 6  | 2.7 | 2   | 1   | 1   | 0   | 3   | 34   | 22.4 |      |
| TEXAS A&M                | 01/03/17 | *  | 24  | 8-11   | .727    | 5-7        | .714   | 5-5         | 1.000  | 0        | 1   | 1  | 2.6 | 1   | 0   | 1   | 0   | 1   | 26   | 22.6 |      |
| ARKANSAS                 | 01/07/17 | *  | 27  | 4-10   | .400    | 0-5        | .000   | 4-6         | .667   | 1        | 0   | 1  | 2.5 | 4   | 3   | 1   | 0   | 1   | 12   | 21.9 |      |
| at Vanderbilt            | 01/10/17 | *  | 29  | 6-15   | .400    | 1-4        | .250   | 5-6         | .833   | 0        | 1   | 1  | 2.4 | 3   | 1   | 0   | 0   | 1   | 18   | 21.7 |      |
| AUBURN                   | 01/14/17 | *  | 36  | 8-14   | .571    | 4-8        | .500   | 4-4         | 1.000  | 0        | 1   | 1  | 2.3 | 0   | 6   | 1   | 1   | 0   | 24   | 21.8 |      |
| at Mississippi State     | 01/17/17 | *  | 34  | 5-14   | .357    | 0-3        | .000   | 4-6         | .667   | 0        | 3   | 3  | 2.3 | 1   | 4   | 5   | 0   | 1   | 14   | 21.4 |      |
| #24/24 SOUTH CAROLINA    | 01/21/17 | *  | 36  | 9-14   | .643    | 4-7        | .571   | 5-6         | .833   | 0        | 3   | 3  | 2.4 | 0   | 1   | 4   | 1   | 2   | 27   | 21.7 |      |
| at Tennessee             | 01/24/17 | *  | 37  | 7-19   | .368    | 3-13       | .231   | 8-10        | .800   | 0        | 3   | 3  | 2.4 | 2   | 4   | 5   | 0   | 1   | 25   | 21.9 |      |
| #2/1 KANSAS              | 01/28/17 | *  | 39  | 6-13   | .462    | 2-6        | .333   | 4-5         | .800   | 1        | 3   | 4  | 2.5 | 2   | 2   | 2   | 0   | 0   | 18   | 21.7 |      |
| GEORGIA                  | 01/31/17 | *  | 44  | 10-21  | .476    | 7-11       | .636   | 10-12       | .833   | 0        | 3   | 3  | 2.5 | 1   | 1   | 5   | 3   | 3   | 37   | 22.4 |      |
| at #24/23 Florida        | 02/04/17 | *  | 34  | 4-14   | .286    | 3-7        | .429   | 0-0         | .000   | 0        | 0   | 0  | 2.4 | 4   | 2   | 1   | 0   | 1   | 11   | 21.9 |      |
| LSU                      | 02/07/17 | *  | 36  | 8-15   | .533    | 4-8        | .500   | 3-4         | .750   | 0        | 0   | 0  | 2.3 | 0   | 2   | 2   | 0   | 2   | 23   | 21.9 |      |
| at Alabama               | 02/11/17 | *  | 33  | 6-15   | .400    | 2-6        | .333   | 3-4         | .750   | 0        | 1   | 1  | 2.2 | 3   | 1   | 0   | 1   | 2   | 17   | 21.7 |      |
| TENNESSEE                | 02/14/17 | *  | 33  | 7-18   | .389    | 4-7        | .571   | 2-2         | 1.000  | 0        | 8   | 8  | 2.5 | 1   | 2   | 2   | 1   | 0   | 20   | 21.7 |      |
| at Georgia               | 02/18/17 | *  | 36  | 3-11   | .273    | 1-5        | .200   | 9-11        | .818   | 0        | 2   | 2  | 2.4 | 1   | 5   | 1   | 0   | 3   | 16   | 21.4 |      |
| Totals                   |          |    | 27  | 860    | 198-416 | .476       | 84-203 | .414        | 99-120 | .825     | 9   | 57 | 66  | 2.4 | 49  | 62  | 54  | 12  | 33   | 579  | 21.4 |

## SEASON AVERAGES

|                       |      |
|-----------------------|------|
| Games played          | 27   |
| Minutes/game          | 31.9 |
| Points/game           | 21.4 |
| FG Pct                | .476 |
| 3FG Pct               | .414 |
| FT Pct                | .825 |
| Rebounds/game         | 2.4  |
| Assists/game          | 2.3  |
| Turnovers/game        | 2.0  |
| Assist/turnover ratio | 1.1  |
| Steals/game           | 1.2  |
| Blocks/game           | 0.4  |

## SEASON HIGHS

|              |                                   |
|--------------|-----------------------------------|
| Points       | 47, vs. North Carolina (12/17/16) |
| FG Made      | 18, vs. North Carolina (12/17/16) |
| FG Attempts  | 28, vs. North Carolina (12/17/16) |
| 3FG Made     | 8, vs. North Carolina (12/17/16)  |
| 3FG Attempts | 13, at Tennessee (1/24/17)        |
| FT Made      | 10, vs. GEORGIA (1/31/17)         |
| FT Attempts  | 12, vs. GEORGIA (1/31/17)         |
| Rebounds     | 8, vs. TENNESSEE (2/14/17)        |
| Assists      | 7, vs. UT MARTIN (11/25/16)       |
| Steals       | 5, vs. UCLA (12/03/16)            |
| Blocks       | 3, vs. GEORGIA (1/31/17)          |
| Minutes      | 44, vs. GEORGIA (1/31/17)         |

## CAREER HIGHS

|              |                                   |
|--------------|-----------------------------------|
| Points       | 47, vs. North Carolina (12/17/16) |
| FG Made      | 18, vs. North Carolina (12/17/16) |
| FG Attempts  | 28, vs. North Carolina (12/17/16) |
| 3FG Made     | 8, vs. North Carolina (12/17/16)  |
| 3FG Attempts | 13, at Tennessee (1/24/17)        |
| FT Made      | 10, vs. GEORGIA (1/31/17)         |
| FT Attempts  | 12, vs. GEORGIA (1/31/17)         |
| Rebounds     | 8, vs. TENNESSEE (2/14/17)        |
| Assists      | 7, vs. UT MARTIN (11/25/16)       |
| Steals       | 5, vs. UCLA (12/03/16)            |
| Blocks       | 3, vs. GEORGIA (1/31/17)          |
| Minutes      | 44, vs. GEORGIA (1/31/17)         |

## SUPERLATIVES

| Season Stats   |    | Career Stats   |    |
|----------------|----|----------------|----|
| 10+ points     | 27 | 10+ points     | 27 |
| 20+ points     | 15 | 20+ points     | 15 |
| 3+ assists     | 9  | 3+ assists     | 9  |
| 3+ steals      | 4  | 3+ steals      | 4  |
| 10+ rebounds   | -  | 10+ rebounds   | -  |
| Double-doubles | -  | Double-doubles | -  |
| Dunks          | 20 | Dunks          | 20 |

## CAREER STATS

| Year    | GP-GS | Min-Avg  | FG-FGA  | Pct  | 3FG-FGA | Pct  | FT-FTA | Pct  | Off-Def-Tot-Avg | PF-FO | Ast | TO | Blk | Stl | Pts | Avg  |
|---------|-------|----------|---------|------|---------|------|--------|------|-----------------|-------|-----|----|-----|-----|-----|------|
| 2016-17 | 27-27 | 860-31.9 | 198-416 | .476 | 84-203  | .414 | 99-120 | .825 | 9-57-66-2.4     | 49-0  | 62  | 54 | 12  | 33  | 579 | 21.4 |
| TOTAL   | 27-27 | 860-31.9 | 198-416 | .476 | 84-203  | .414 | 99-120 | .825 | 9-57-66-2.4     | 49-0  | 62  | 54 | 12  | 33  | 579 | 21.4 |



## JONNY DAVID

10

Sophomore • Guard • 6-2 • Pittsburgh  
Mt. Lebanon • Kinesiology

## BIO BLAST

- Scored a career-high five points, making two free throws and a 3-pointer -- his first career field goal -- in two minutes against Texas A&M
- Made his 2016 debut in the final two minutes of the Canisius game
- Appeared in 11 games during his freshman campaign
- SEC Academic Honor Roll member as a freshman
- 1,000-point scorer in high school
- His father was a letterwinner at the University of Pittsburgh while head coach John Calipari was an assistant coach

## SEASON AVERAGES

|                             |       |
|-----------------------------|-------|
| Games played .....          | 7     |
| Minutes/game .....          | 1.6   |
| Points/game .....           | 0.7   |
| FG Pct. ....                | 50.0  |
| 3FG Pct. ....               | 100.0 |
| FT Pct. ....                | 50.0  |
| Rebounds/game .....         |       |
| Assists/game .....          |       |
| Turnovers/game .....        | 0.4   |
| Assist/turnover ratio ..... |       |
| Steals/game .....           |       |
| Blocks/game .....           |       |

## SEASON HIGHS

|                    |                                       |
|--------------------|---------------------------------------|
| Points .....       | 5, vs. TEXAS A&M (1/3/17)             |
| FG Made .....      | 1, vs. TEXAS A&M (1/3/17)             |
| FG Attempts .....  | 1, twice, last vs. TEXAS A&M (1/3/17) |
| 3FG Made .....     | 1, vs. TEXAS A&M (1/3/17)             |
| 3FG Attempts ..... | 1, vs. TEXAS A&M (1/3/17)             |
| FT Made .....      | 2, vs. TEXAS A&M (1/3/17)             |
| FT Attempts .....  | 2, twice, last vs. TEXAS A&M (1/3/17) |
| Rebounds .....     |                                       |
| Assists .....      |                                       |
| Steals .....       |                                       |
| Blocks .....       |                                       |
| Minutes .....      | 3, vs. CLEVELAND ST. (11/23/16)       |

## CAREER HIGHS

|                    |   |
|--------------------|---|
| Points .....       | 5, vs. TEXAS A&M (1/3/17)                   |
| FG Made .....      | 1, vs. TEXAS A&M (1/3/17)                   |
| FG Attempts .....  | 1, four times, last vs. TEXAS A&M (1/3/17)  |
| 3FG Made .....     | 1, vs. TEXAS A&M (1/3/17)                   |
| 3FG Attempts ..... | 1, three times, last vs. TEXAS A&M (1/3/17) |
| FT Made .....      | 2, twice, last vs. TEXAS A&M (1/3/17)       |
| FT Attempts .....  | 2, three times, last vs. TEXAS A&M (1/3/17) |
| Rebounds .....     |   |
| Assists .....      |   |
| Steals .....       |   |
| Blocks .....       |   |
| Minutes .....      | 3, vs. CLEVELAND ST. (11/23/16)             |

## GAME-BY-GAME

| Opponent                 | Date     | qs  | min | Total<br>fg-fga | pct  | 3-Pointers<br>3fg-fga | pct   | Free throws<br>ft-fa | pct  | Rebounds<br>off def tot | avg | pf  | a   | t/o | blk | stl | pts | avg   |
|--------------------------|----------|-----|-----|-----------------|------|-----------------------|-------|----------------------|------|-------------------------|-----|-----|-----|-----|-----|-----|-----|-------|
| STEPHEN F. AUSTIN        | 11/11/16 | dnp |     |                 |      |                       |       |                      |      |                         |     |     |     |     |     |     |     |       |
| CANISIUS                 | 11/13/16 | 2   | 0-0 | .000            | 0-0  | .000                  | 0-2   | .000                 | 0    | 0                       | 0   | 0.0 | 0   | 0   | 0   | 0   | 0   | 0.0   |
| vs #13/13 Michigan State | 11/15/16 | dnp |     |                 |      |                       |       |                      |      |                         |     |     |     |     |     |     |     |       |
| DUQUESNE                 | 11/20/16 | 2   | 0-0 | .000            | 0-0  | .000                  | 0-0   | .000                 | 0    | 0                       | 0   | 0.0 | 0   | 0   | 2   | 0   | 0   | 0.0   |
| CLEVELAND STATE          | 11/23/16 | 3   | 0-1 | .000            | 0-0  | .000                  | 0-0   | .000                 | 0    | 0                       | 0   | 0.0 | 0   | 0   | 0   | 0   | 0   | 0.0   |
| UT-MARTIN                | 11/25/16 | 1   | 0-0 | .000            | 0-0  | .000                  | 0-0   | .000                 | 0    | 0                       | 0   | 0.0 | 0   | 0   | 1   | 0   | 0   | 0.0   |
| vs Arizona State         | 11/28/16 | 1   | 0-0 | .000            | 0-0  | .000                  | 0-0   | .000                 | 0    | 0                       | 0   | 0.0 | 0   | 0   | 0   | 0   | 0   | 0.0   |
| #11/9 UCLA               | 12/03/16 | dnp |     |                 |      |                       |       |                      |      |                         |     |     |     |     |     |     |     |       |
| VALPO                    | 12/07/16 | dnp |     |                 |      |                       |       |                      |      |                         |     |     |     |     |     |     |     |       |
| vs Hofstra               | 12/11/16 | dnp |     |                 |      |                       |       |                      |      |                         |     |     |     |     |     |     |     |       |
| vs #7/6 North Carolina   | 12/17/16 | dnp |     |                 |      |                       |       |                      |      |                         |     |     |     |     |     |     |     |       |
| at #10/11 Louisville     | 12/21/16 | dnp |     |                 |      |                       |       |                      |      |                         |     |     |     |     |     |     |     |       |
| at Ole Miss              | 12/29/16 | dnp |     |                 |      |                       |       |                      |      |                         |     |     |     |     |     |     |     |       |
| TEXAS A&M                | 01/03/17 | 2   | 1-1 | 1.000           | 1-1  | 1.000                 | 2-2   | 1.000                | 0    | 0                       | 0   | 0.0 | 0   | 0   | 0   | 0   | 5   | 0.8   |
| ARKANSAS                 | 01/07/17 | 0   | 0-0 | .000            | 0-0  | .000                  | 0-0   | .000                 | 0    | 0                       | 0   | 0.0 | 0   | 0   | 0   | 0   | 0   | 0.7   |
| at Vanderbilt            | 01/10/17 | dnp |     |                 |      |                       |       |                      |      |                         |     |     |     |     |     |     |     |       |
| AUBURN                   | 01/14/17 | dnp |     |                 |      |                       |       |                      |      |                         |     |     |     |     |     |     |     |       |
| at Mississippi State     | 01/17/17 | dnp |     |                 |      |                       |       |                      |      |                         |     |     |     |     |     |     |     |       |
| #24/24 SOUTH CAROLINA    | 01/21/17 | dnp |     |                 |      |                       |       |                      |      |                         |     |     |     |     |     |     |     |       |
| at Tennessee             | 01/24/17 | dnp |     |                 |      |                       |       |                      |      |                         |     |     |     |     |     |     |     |       |
| #2/1 KANSAS              | 01/28/17 | dnp |     |                 |      |                       |       |                      |      |                         |     |     |     |     |     |     |     |       |
| GEORGIA                  | 01/31/17 | dnp |     |                 |      |                       |       |                      |      |                         |     |     |     |     |     |     |     |       |
| at #24/23 Florida        | 02/04/17 | dnp |     |                 |      |                       |       |                      |      |                         |     |     |     |     |     |     |     |       |
| LSU                      | 02/07/17 | dnp |     |                 |      |                       |       |                      |      |                         |     |     |     |     |     |     |     |       |
| at Alabama               | 02/11/17 | dnp |     |                 |      |                       |       |                      |      |                         |     |     |     |     |     |     |     |       |
| TENNESSEE                | 02/14/17 | dnp |     |                 |      |                       |       |                      |      |                         |     |     |     |     |     |     |     |       |
| at Georgia               | 02/18/17 | dnp |     |                 |      |                       |       |                      |      |                         |     |     |     |     |     |     |     |       |
| Totals                   |          | 0   | 11  | 1-2             | .500 | 1-1                   | 1.000 | 2-4                  | .500 | 0                       | 0   | 0   | 0.0 | 0   | 0   | 3   | 0   | 5 0.7 |

## SUPERLATIVES

| Season Stats   | Career Stats |
|----------------|--------------|
| 10+ points     | -            |
| 20+ points     | -            |
| 3+ assists     | -            |
| 3+ steals      | -            |
| 10+ rebounds   | -            |
| Double-doubles | -            |
| Dunks          | -            |

## CAREER STATS

| Year    | GP-GS | Min-Avg | FG-FGA | Pct  | 3FG-FGA | Pct   | FT-FTA | Pct   | Off-Def-Tot-Avg | PF-FO | Ast | TO | Blk | Stl | Pts | Avg |
|---------|-------|---------|--------|------|---------|-------|--------|-------|-----------------|-------|-----|----|-----|-----|-----|-----|
| 2015-16 | 11-0  | 11-1.0  | 0-2    | .00  | 0-2     | .000  | 2-2    | 1.000 | 0-0-0-0.0       | 1-0   | 0   | 1  | 0   | 0   | 2   | 0.2 |
| 2016-17 | 7-0   | 11-1.6  | 1-2    | .500 | 1-1     | 1.000 | 2-4    | .500  | 0-0-0-0.0       | 0-0   | 0   | 3  | 0   | 0   | 5   | 0.7 |
| TOTAL   | 18-0  | 22-1.2  | 1-4    | .250 | 1-3     | .333  | 4-6    | .667  | 0-0-0-0.0       | 1-0   | 0   | 4  | 0   | 0   | 7   | 0.4 |



## MYCHAL MULDER

Senior • Guard • 6-4 • Windsor, Ontario  
Vincennes University • Communication

11

## BIO BLAST

- Returned to the lineup at Florida after missing the previous four games due to illness
- Has played double-digit minutes in five of his last nine appearances, scoring 12 points -- one shy of his career high -- vs. Auburn, and adding nine at Georgia
- Knocked down multiple 3-pointers in four consecutive appearances prior to Valpo and had hit at least one 3-pointer in five straight outings played prior to Hofstra
- Scored in double figures in three straight games for the first time in his career (Nov. 20-25)
- Has scored 126 points over the last 21 games he's played in after scoring 23 in his previous 27 appearances for the Wildcats
- Appeared in 24 games in his first season with Kentucky after transferring from Vincennes University
- Junior College All-American who averaged 15.7 points and 6.4 rebounds while connecting on 46.3 percent of his field goals from 3-point range at Vincennes
- Well-rounded athlete who also competed in football and track and field in high school
- One of four players on the 2016-17 roster who were born outside of the United States
- Has a 44-inch vertical, the second-best mark on the team (behind Dominique Hawkins)

## SEASON AVERAGES

|                       |       |
|-----------------------|-------|
| Games played          | 21    |
| Minutes/game          | 11.4  |
| Points/game           | 6.0   |
| FG Pct                | 44.4  |
| 3FG Pct               | 39.7  |
| FT Pct                | 100.0 |
| Rebounds/game         | 1.9   |
| Assists/game          | 0.3   |
| Turnovers/game        | 0.4   |
| Assist/turnover ratio | 0.8   |
| Steals/game           | 0.3   |
| Blocks/game           | 0.2   |

## SEASON HIGHS

Points..... 13, twice, last vs. CLEVELAND ST. (11/23/16)  
 FG Made..... 5, twice, last vs. CLEVELAND ST. (11/23/16)  
 FG Attempts..... 11, vs. DUQUESNE (11/20/16)  
 3FG Made..... 4, vs. UT MARTIN (11/25/16)  
 3FG Attempts..... 8, vs. DUQUESNE (11/20/16)  
 FT Made..... 5, vs. AUBURN (1/14/16)  
 FT Attempts..... 5, vs. AUBURN (1/14/16)  
 Rebounds..... 7, vs. VALPO (12/07/16)  
 Assists..... 2, twice, last vs. AUBURN (1/14/16)  
 Steals..... 2, vs. UT MARTIN (11/25/16)  
 Blocks..... 1, four times, last vs. VALPO (12/07/16)  
 Minutes..... 22, vs. CLEVELAND ST. (11/23/16)

## CAREER HIGHS

Points..... 13, twice, last vs. CLEVELAND ST. (11/23/16)  
 FG Made..... 5, twice, last vs. CLEVELAND ST. (11/23/16)  
 FG Attempts..... 11, vs. DUQUESNE (11/20/16)  
 3FG Made..... 4, vs. UT MARTIN (11/25/16)  
 3FG Attempts..... 8, vs. DUQUESNE (11/20/16)  
 FT Made..... 5, vs. AUBURN (1/14/16)  
 FT Attempts..... 5, vs. AUBURN (1/14/16)  
 Rebounds..... 8, at LSU (1/5/16)  
 Assists..... 2, three times, last vs. AUBURN (1/14/16)  
 Steals..... 2, vs. UT MARTIN (11/25/16)  
 Blocks..... 1, four times, last vs. VALPO (12/07/16)  
 Minutes..... 22, vs. CLEVELAND ST. (11/23/16)

## GAME-BY-GAME

| Opponent                 | Date     | gs  | min  | Total |     | 3-Pointers |     | Free throws |       | Rebounds |     |     |     |     | pf | a | t/o | blk | stl | pts | avg |
|--------------------------|----------|-----|------|-------|-----|------------|-----|-------------|-------|----------|-----|-----|-----|-----|----|---|-----|-----|-----|-----|-----|
|                          |          |     |      | fg    | fga | pct        | 3fg | fga         | pct   | ft       | ftr | off | def | tot |    |   |     |     |     |     |     |
| STEPHEN F. AUSTIN        | 11/11/16 | 6   | 3-4  | .750  | 2-3 | .667       | 0-0 | .000        | 0     | 0        | 0   | 0.0 | 1   | 0   | 0  | 0 | 0   | 8   | 8.0 |     |     |
| CANISIUS                 | 11/13/16 | 4   | 1-2  | .500  | 1-2 | .500       | 0-0 | .000        | 0     | 0        | 0   | 0.0 | 1   | 0   | 0  | 0 | 1   | 3   | 5.5 |     |     |
| vs #13/13 Michigan State | 11/15/16 | 2   | 0-1  | .000  | 0-1 | .000       | 0-0 | .000        | 0     | 0        | 0   | 0.0 | 0   | 0   | 0  | 1 | 0   | 0   | 3.7 |     |     |
| DUQUESNE                 | 11/20/16 | 20  | 5-11 | .455  | 3-8 | .375       | 0-0 | .000        | 3     | 1        | 4   | 1.0 | 1   | 1   | 1  | 1 | 1   | 13  | 6.0 |     |     |
| CLEVELAND STATE          | 11/23/16 | 22  | 5-10 | .500  | 3-7 | .429       | 0-0 | .000        | 2     | 0        | 2   | 1.2 | 1   | 0   | 2  | 1 | 0   | 13  | 7.4 |     |     |
| UT-MARTIN                | 11/25/16 | 15  | 4-5  | .800  | 4-5 | .800       | 0-0 | .000        | 0     | 2        | 2   | 1.3 | 3   | 1   | 0  | 0 | 2   | 12  | 8.2 |     |     |
| vs Arizona State         | 11/28/16 | 11  | 2-8  | .250  | 2-6 | .333       | 0-0 | .000        | 1     | 2        | 3   | 1.6 | 0   | 0   | 0  | 0 | 0   | 6   | 7.9 |     |     |
| #11/9 UCLA               | 12/03/16 | dnp | -    | -     | -   | -          | -   | -           | -     | -        | -   | -   | -   | -   | -  | - | -   | -   | -   |     |     |
| VALPO                    | 12/07/16 | 16  | 4-10 | .400  | 1-5 | .200       | 0-0 | .000        | 4     | 3        | 7   | 2.3 | 1   | 2   | 0  | 1 | 0   | 9   | 8.0 |     |     |
| vs Hofstra               | 12/11/16 | 15  | 2-6  | .333  | 0-2 | .000       | 2-2 | 1.000       | 1     | 4        | 5   | 2.6 | 1   | 0   | 0  | 0 | 0   | 6   | 7.8 |     |     |
| vs #7/6 North Carolina   | 12/17/16 | dnp | -    | -     | -   | -          | -   | -           | -     | -        | -   | -   | -   | -   | -  | - | -   | -   | -   |     |     |
| at #10/11 Louisville     | 12/21/16 | 9   | 2-4  | .500  | 2-3 | .667       | 0-0 | .000        | 0     | 0        | 0   | 2.3 | 0   | 0   | 0  | 0 | 0   | 6   | 7.6 |     |     |
| at Ole Miss              | 12/29/16 | 13  | 1-3  | .333  | 1-3 | .333       | 0-0 | .000        | 0     | 0        | 0   | 2.1 | 1   | 0   | 0  | 0 | 1   | 3   | 7.2 |     |     |
| TEXAS A&M                | 01/03/17 | 8   | 1-3  | .333  | 1-3 | .333       | 2-2 | 1.000       | 1     | 1        | 2   | 2.1 | 1   | 0   | 1  | 0 | 0   | 5   | 7.0 |     |     |
| ARKANSAS                 | 01/07/17 | 9   | 2-3  | .667  | 2-3 | .667       | 0-0 | .000        | 0     | 1        | 1   | 2.0 | 2   | 0   | 0  | 0 | 0   | 6   | 6.9 |     |     |
| at Vanderbilt            | 01/10/17 | 16  | 1-3  | .333  | 0-2 | .000       | 0-0 | .000        | 0     | 2        | 2   | 2.0 | 2   | 0   | 1  | 0 | 0   | 2   | 6.6 |     |     |
| AUBURN                   | 01/14/17 | 15  | 3-5  | .600  | 1-3 | .333       | 5-5 | 1.000       | 0     | 1        | 1   | 1.9 | 1   | 2   | 1  | 0 | 0   | 12  | 6.9 |     |     |
| at Mississippi State     | 01/17/17 | 5   | 0-1  | .000  | 0-1 | .000       | 0-0 | .000        | 0     | 1        | 1   | 1.9 | 0   | 1   | 0  | 0 | 0   | 0   | 6.5 |     |     |
| #24/24 SOUTH CAROLINA    | 01/21/17 | dnp | -    | -     | -   | -          | -   | -           | -     | -        | -   | -   | -   | -   | -  | - | -   | -   | -   |     |     |
| at Tennessee             | 01/24/17 | dnp | -    | -     | -   | -          | -   | -           | -     | -        | -   | -   | -   | -   | -  | - | -   | -   | -   |     |     |
| #2/1 KANSAS              | 01/28/17 | dnp | -    | -     | -   | -          | -   | -           | -     | -        | -   | -   | -   | -   | -  | - | -   | -   | -   |     |     |
| GEORGIA                  | 01/31/17 | dnp | -    | -     | -   | -          | -   | -           | -     | -        | -   | -   | -   | -   | -  | - | -   | -   | -   |     |     |
| at #24/23 Florida        | 02/04/17 | 16  | 3-6  | .500  | 2-5 | .400       | 0-0 | .000        | 1     | 0        | 1   | 1.8 | 0   | 0   | 0  | 0 | 1   | 8   | 6.6 |     |     |
| LSU                      | 02/07/17 | 5   | 0-2  | .000  | 0-2 | .000       | 0-0 | .000        | 0     | 0        | 0   | 1.7 | 0   | 0   | 1  | 0 | 1   | 0   | 6.2 |     |     |
| at Alabama               | 02/11/17 | 11  | 1-3  | .333  | 0-1 | .000       | 0-0 | .000        | 1     | 1        | 2   | 1.7 | 2   | 0   | 2  | 0 | 0   | 2   | 6.0 |     |     |
| TENNESSEE                | 02/14/17 | 8   | 1-3  | .333  | 1-2 | .500       | 0-0 | .000        | 0     | 4        | 4   | 1.9 | 2   | 0   | 0  | 0 | 0   | 3   | 5.9 |     |     |
| at Georgia               | 02/18/17 | 14  | 3-6  | .500  | 3-6 | .500       | 0-0 | .000        | 1     | 1        | 2   | 1.9 | 0   | 0   | 0  | 0 | 0   | 9   | 6.0 |     |     |
| Totals                   |          | 0   | 240  | 44-99 | 444 | 29-73      | 397 | 9-9         | 1.000 | 15       | 24  | 39  | 1.9 | 20  | 7  | 9 | 4   | 6   | 126 | 6.0 |     |

## SUPERLATIVES

| Season Stats   |   |  |  | Career Stats   |   |  |  |
|----------------|---|--|--|----------------|---|--|--|
| 10+ points     | 4 |  |  | 10+ points     | 4 |  |  |
| 20+ points     | - |  |  | 20+ points     | - |  |  |
| 3+ assists     | - |  |  | 3+ assists     | - |  |  |
| 3+ steals      | - |  |  | 3+ steals      | - |  |  |
| 10+ rebounds   | - |  |  | 10+ rebounds   | - |  |  |
| Double-doubles | - |  |  | Double-doubles | - |  |  |
| Dunks          | 5 |  |  | Dunks          | 5 |  |  |

## CAREER STATS

| Year    | GP-GS | Min-Avg  | FG-FGA | Pct  | 3FG-FGA | Pct  | FT-FTA | Pct   | Off-Def-Tot-Avg | PF-FO | Ast | TO | Blk | Stl | Pts | Avg |
|---------|-------|----------|--------|------|---------|------|--------|-------|-----------------|-------|-----|----|-----|-----|-----|-----|
| 2015-16 | 24-0  | 90-3.8   | 4-20   | .200 | 2-12    | .167 | 2-2    | 1.000 | 9-18-27-1.1     | 6-0   | 8   | 2  | 0   | 1   | 12  | 0.5 |
| 2016-17 | 21-0  | 240-11.4 | 44-99  | .444 | 29-73   | .397 | 9-9    | 1.000 | 15-24-39-1.9    | 20-0  | 7   | 9  | 4   | 6   | 126 | 6.0 |
| TOTAL   | 45-0  | 330-7.3  | 48-119 | .403 | 31-85   | .365 | 11-11  | 1.000 | 24-42-66-1.5    | 26-0  | 15  | 11 | 4   | 7   | 138 | 3.1 |



## ISAIAH BRISCOE

13

Sophomore • Guard • 6-3 • Newark, N.J.  
Roselle Catholic • Undergraduate Studies

## BIO BLAST

- SEC Player of the Week (Jan. 2)
- Has notched a double-double in four SEC contests
- Recorded a career-high 23 points at Vanderbilt and again against Georgia
- Shooting 67.5 percent from the line this year, compared with 46 percent as a freshman
- Posted his first-career triple-double and just the third in school history at Ole Miss. Finished with 19 points, a career-high 11 assists and 10 rebounds
- Followed up his triple-double with a career 3-point-shooting night (3 of 3) in addition to a team-high seven assists against Texas A&M
- Solid all-around game vs. UNC with 10 points, seven rebounds and four assists. Calipari said of his game: "We don't win that game without him on the floor"
- Scored in double figures in 21 of 25 games he's played, leading UK in scoring the first two
- Has posted at least three assists in 11 straight games
- Preseason All-SEC Second Team (AP/Coaches)
- Led all UK guards a season ago with an average of 5.3 rebounds per game
- Averaged 32.2 minutes per game, ninth most in the SEC in 2015-16

## SEASON AVERAGES

|                       |      |
|-----------------------|------|
| Games played          | 25   |
| Minutes/game          | 30.9 |
| Points/game           | 13.6 |
| FG Pct                | 47.0 |
| 3FG Pct               | 30.4 |
| FT Pct                | 67.5 |
| Rebounds/game         | 5.4  |
| Assists/game          | 4.3  |
| Turnovers/game        | 2.6  |
| Assist/turnover ratio | 1.6  |
| Steals/game           | 0.9  |
| Blocks/game           | 0.2  |

## SEASON HIGHS

|              |   |
|--------------|---|
| Points       | 23, twice, last vs. GEORGIA (1/31/17)       |
| FG Made      | 10, at Vanderbilt (1/10/17)                 |
| FG Attempts  | 18, twice, last at Vanderbilt (1/10/17)     |
| 3FG Made     | 3, vs. TEXAS A&M (1/3/17)                   |
| 3FG Attempts | 5, vs. UCLA (12/03/16)                      |
| FT Made      | 11, vs. GEORGIA (1/31/17)                   |
| FT Attempts  | 15, vs. GEORGIA (1/31/17)                   |
| Rebounds     | 14, at Tennessee (1/24/17)                  |
| Assists      | 11, at Ole Miss (12/29/16)                  |
| Steals       | 4, vs. DUQUESNE (11/20/16)                  |
| Blocks       | 1, four times, last vs. TENNESSEE (2/14/17) |
| Minutes      | 45, vs. GEORGIA (1/31/17)                   |

## CAREER HIGHS

|              |   |
|--------------|---|
| Points       | 23, twice, last vs. GEORGIA (1/31/17)       |
| FG Made      | 10, at Vanderbilt (1/10/17)                 |
| FG Attempts  | 18, twice, last at Vanderbilt (1/10/17)     |
| 3FG Made     | 3, vs. TEXAS A&M (1/3/17)                   |
| 3FG Attempts | 5, vs. UCLA (12/03/16)                      |
| FT Made      | 11, vs. GEORGIA (1/31/17)                   |
| FT Attempts  | 15, vs. GEORGIA (1/31/17)                   |
| Rebounds     | 14, at Tennessee (1/24/17)                  |
| Assists      | 11, at Ole Miss (12/29/16)                  |
| Steals       | 4, twice, last vs. DUQUESNE (11/20/16)      |
| Blocks       | 1, nine times, last vs. TENNESSEE (2/14/17) |
| Minutes      | 45, vs. GEORGIA (1/31/17)                   |

## GAME-BY-GAME

| Opponent                 | Date     | qs | min | Total  |         | 3-Pointers |       | Free throws |        | Rebounds |     |     |     |     |    |     |     |     |     |      |      |
|--------------------------|----------|----|-----|--------|---------|------------|-------|-------------|--------|----------|-----|-----|-----|-----|----|-----|-----|-----|-----|------|------|
|                          |          |    |     | fg-fga | pct     | 3fg-fga    | pct   | ft-fa       | pct    | off      | def | tot | avg | pf  | a  | t/o | blk | stl | pts | avg  |      |
| STEPHEN F. AUSTIN        | 11/11/16 | *  | 31  | 6-11   | .545    | 1-3        | .333  | 4-7         | .571   | 0        | 1   | 1   | 1.0 | 2   | 1  | 4   | 0   | 1   | 17  | 17.0 |      |
| CANISIUS                 | 11/13/16 | *  | 32  | 9-13   | .692    | 0-0        | .000  | 3-4         | .750   | 0        | 5   | 5   | 3.0 | 3   | 2  | 1   | 1   | 0   | 21  | 19.0 |      |
| vs #13/13 Michigan State | 11/15/16 | *  | 35  | 8-18   | .444    | 0-3        | .000  | 5-5         | 1.000  | 2        | 2   | 4   | 3.3 | 1   | 2  | 1   | 0   | 1   | 21  | 19.7 |      |
| DUQUESNE                 | 11/20/16 | *  | 17  | 4-10   | .400    | 0-1        | .000  | 5-6         | .833   | 0        | 3   | 3   | 3.3 | 0   | 5  | 3   | 1   | 4   | 13  | 18.0 |      |
| CLEVELAND STATE          | 11/23/16 |    | dnp | -      | -       | -          | -     | -           | -      | -        | -   | -   | -   | -   | -  | -   | -   | -   | -   | -    |      |
| UT-MARTIN                | 11/25/16 |    | dnp | -      | -       | -          | -     | -           | -      | -        | -   | -   | -   | -   | -  | -   | -   | -   | -   | -    |      |
| vs Arizona State         | 11/28/16 | *  | 25  | 7-9    | .778    | 2-2        | 1.000 | 4-6         | .667   | 1        | 3   | 4   | 3.4 | 3   | 7  | 1   | 0   | 3   | 20  | 18.4 |      |
| #11/9 UCLA               | 12/03/16 | *  | 34  | 4-14   | .286    | 0-5        | .000  | 4-7         | .571   | 1        | 3   | 4   | 3.5 | 4   | 3  | 3   | 0   | 0   | 12  | 17.3 |      |
| VALPO                    | 12/07/16 | *  | 24  | 4-7    | .571    | 0-1        | .000  | 2-3         | .667   | 0        | 1   | 1   | 3.1 | 2   | 2  | 3   | 0   | 2   | 10  | 16.3 |      |
| vs Hofstra               | 12/11/16 | *  | 32  | 8-11   | .727    | 1-2        | .500  | 2-5         | .400   | 1        | 1   | 2   | 3.0 | 3   | 6  | 3   | 0   | 0   | 19  | 16.6 |      |
| vs #7/6 North Carolina   | 12/17/16 | *  | 38  | 4-6    | .667    | 1-1        | 1.000 | 1-2         | .500   | 3        | 4   | 7   | 3.4 | 4   | 4  | 1   | 1   | 0   | 10  | 15.9 |      |
| at #10/11 Louisville     | 12/21/16 | *  | 31  | 1-5    | .200    | 0-0        | .000  | 6-6         | 1.000  | 0        | 5   | 5   | 3.6 | 4   | 3  | 1   | 0   | 1   | 8   | 15.1 |      |
| at Ole Miss              | 12/29/16 | *  | 36  | 6-14   | .429    | 1-1        | 1.000 | 6-6         | 1.000  | 3        | 7   | 10  | 4.2 | 2   | 11 | 2   | 0   | 1   | 19  | 15.5 |      |
| TEXAS A&M                | 01/03/17 | *  | 28  | 5-9    | .556    | 3-3        | 1.000 | 0-0         | .000   | 1        | 0   | 1   | 3.9 | 3   | 7  | 0   | 0   | 1   | 13  | 15.3 |      |
| ARKANSAS                 | 01/07/17 | *  | 36  | 4-11   | .364    | 0-1        | .000  | 7-9         | .778   | 3        | 5   | 8   | 4.2 | 2   | 1  | 2   | 0   | 0   | 15  | 15.2 |      |
| at Vanderbilt            | 01/10/17 | *  | 39  | 10-18  | .556    | 0-1        | .000  | 3-4         | .750   | 2        | 5   | 7   | 4.4 | 0   | 5  | 1   | 0   | 0   | 23  | 15.8 |      |
| AUBURN                   | 01/14/17 | *  | 25  | 4-6    | .667    | 2-2        | 1.000 | 0-4         | .000   | 1        | 2   | 3   | 4.3 | 4   | 5  | 4   | 0   | 1   | 10  | 15.4 |      |
| at Mississippi State     | 01/17/17 | *  | 31  | 4-14   | .286    | 0-3        | .000  | 4-4         | 1.000  | 2        | 2   | 4   | 4.3 | 4   | 3  | 2   | 0   | 2   | 12  | 15.2 |      |
| #24/24 SOUTH CAROLINA    | 01/21/17 | *  | 29  | 0-2    | .000    | 0-1        | .000  | 0-0         | .000   | 1        | 2   | 3   | 4.2 | 4   | 4  | 7   | 0   | 0   | 0   | 14.3 |      |
| at Tennessee             | 01/24/17 | *  | 34  | 5-12   | .417    | 1-2        | .500  | 0-0         | .000   | 3        | 11  | 14  | 4.8 | 2   | 5  | 2   | 0   | 1   | 11  | 14.1 |      |
| #2/1 KANSAS              | 01/28/17 | *  | 26  | 4-9    | .444    | 1-2        | .500  | 3-4         | .750   | 3        | 5   | 8   | 4.9 | 3   | 6  | 3   | 0   | 0   | 12  | 14.0 |      |
| GEORGIA                  | 01/31/17 | *  | 45  | 6-15   | .400    | 0-2        | .000  | 11-15       | .733   | 4        | 7   | 11  | 5.3 | 3   | 8  | 6   | 0   | 0   | 23  | 14.5 |      |
| at #24/23 Florida        | 02/04/17 | *  | 30  | 3-10   | .300    | 0-1        | .000  | 0-2         | .000   | 1        | 2   | 3   | 5.1 | 2   | 3  | 4   | 0   | 0   | 6   | 14.0 |      |
| LSU                      | 02/07/17 | *  | 33  | 4-9    | .444    | 1-3        | .333  | 5-6         | .833   | 1        | 5   | 6   | 5.2 | 1   | 3  | 3   | 0   | 1   | 14  | 14.0 |      |
| at Alabama               | 02/11/17 | *  | 35  | 5-11   | .455    | 0-1        | .000  | 1-7         | .143   | 1        | 10  | 11  | 5.4 | 1   | 4  | 4   | 0   | 1   | 11  | 13.9 |      |
| TENNESSEE                | 02/14/17 | *  | 22  | 6-10   | .600    | 0-2        | .000  | 0-1         | .000   | 1        | 3   | 4   | 5.4 | 3   | 6  | 1   | 1   | 2   | 12  | 13.8 |      |
| at Georgia               | 02/18/17 | *  | 24  | 4-12   | .333    | 0-3        | .000  | 1-1         | 1.000  | 3        | 3   | 6   | 5.4 | 5   | 2  | 4   | 0   | 0   | 9   | 13.6 |      |
| Totals                   |          |    | 25  | 772    | 125-266 | .470       | 14-46 | .304        | 77-114 | .675     | 38  | 97  | 135 | 5.4 | 65 | 108 | 66  | 4   | 22  | 341  | 13.6 |

## SUPERLATIVES

| Season Stats   |    |  | Career Stats   |    |  |
|----------------|----|--|----------------|----|--|
| 10+ points     | 21 |  | 10+ points     | 40 |  |
| 20+ points     | 5  |  | 20+ points     | 6  |  |
| 3+ assists     | 19 |  | 3+ assists     | 38 |  |
| 3+ steals      | 2  |  | 3+ steals      | 4  |  |
| 10+ rebounds   | 4  |  | 10+ rebounds   | 7  |  |
| Double-doubles | 4  |  | Double-doubles | 6  |  |
| Dunks          | 1  |  | Dunks          | 2  |  |

## CAREER STATS

| Year    | GP-GS | Min-Avg   | FG-FGA  | Pct  | 3FG-FGA | Pct  | FT-FTA  | Pct  | Off-Def-Tot-Avg | PF-FO | Ast | TO  | Blk | Stl | Pts | Avg  |
|---------|-------|-----------|---------|------|---------|------|---------|------|-----------------|-------|-----|-----|-----|-----|-----|------|
| 2015-16 | 34-33 | 1094-32.2 | 132-301 | .439 | 5-37    | .135 | 57-124  | .460 | 49-132-181-5.3  | 96-2  | 107 | 66  | 5   | 35  | 326 | 9.6  |
| 2016-17 | 25-25 | 772-30.9  | 125-266 | .470 | 14-46   | .304 | 77-114  | .675 | 38-97-135-5.4   | 65-1  | 108 | 66  | 4   | 22  | 341 | 13.6 |
| TOTAL   | 59-58 | 1866-31.6 | 257-567 | .453 | 19-83   | .229 | 134-238 | .563 | 87-229-316-5.4  | 161-3 | 215 | 132 | 9   | 57  | 667 | 11.3 |



## TAI WYNYARD

14

RS Freshman • Forward • 6-10 • Auckland, New Zealand  
Rangitoto College • Undergraduate Studies

## BIO BLAST

- Has made 15 appearances in his redshirt freshman campaign
- Played a career-high 12 minutes, taking the first steal of his career and adding a block against Georgia
- Scored two points with a rebound and a block in three minutes vs. Arizona State
- Efficient in his four minutes against Cleveland State, scoring four points and grabbing three rebounds
- Made the first basket of his career against Duquesne
- Redshirted after enrolling midyear during the 2015-16 season
- Played for the New Zealand National Team in the FIBA 3-on-3 World Championships for a second straight year this summer
- Was the most valuable player in the 3-on-3 tournament in 2015 when he lead New Zealand to a gold medal
- Was the youngest player to ever make the New Zealand National Team roster
- His father is a world-champion lumberjack who owns more than 150 individual world titles. Tai like his father, also enjoys competing in lumberjack competitions

## SEASON AVERAGES

|                       |       |
|-----------------------|-------|
| Games played          | 15    |
| Minutes/game          | 3.6   |
| Points/game           | 0.7   |
| FG Pct                | .83.3 |
| 3FG Pct               |       |
| FT Pct                | 33.3  |
| Rebounds/game         | 0.9   |
| Assists/game          | 0.1   |
| Turnovers/game        | 0.1   |
| Assist/turnover ratio | 0.5   |
| Steals/game           | 0.1   |
| Blocks/game           | 0.2   |

## SEASON HIGHS

|              |  |
|--------------|--|
| Points       | 4, vs. CLEVELAND ST. (11/23/16)            |
| FG Made      | 2, vs. CLEVELAND ST. (11/23/16)            |
| FG Attempts  | 2, vs. CLEVELAND ST. (11/23/16)            |
| 3FG Made     |  |
| 3FG Attempts |  |
| FT Made      | 1, at Mississippi St. (1/17/17)            |
| FT Attempts  | 2, at Mississippi St. (1/17/17)            |
| Rebounds     | 3, vs. CLEVELAND ST. (11/23/16)            |
| Assists      | 1, vs. UT MARTIN (11/25/16)                |
| Steals       | 1, vs. GEORGIA (1/31/17)                   |
| Blocks       | 1, three times, last vs. GEORGIA (1/31/17) |
| Minutes      | 12, vs. GEORGIA (1/31/17)                  |

## CAREER HIGHS

|              |  |
|--------------|--|
| Points       | 4, vs. CLEVELAND ST. (11/23/16)            |
| FG Made      | 2, vs. CLEVELAND ST. (11/23/16)            |
| FG Attempts  | 2, vs. CLEVELAND ST. (11/23/16)            |
| 3FG Made     |  |
| 3FG Attempts |  |
| FT Made      | 1, at Mississippi St. (1/17/17)            |
| FT Attempts  | 2, at Mississippi St. (1/17/17)            |
| Rebounds     | 3, vs. CLEVELAND ST. (11/23/16)            |
| Assists      | 1, vs. UT MARTIN (11/25/16)                |
| Steals       | 1, vs. GEORGIA (1/31/17)                   |
| Blocks       | 1, three times, last vs. GEORGIA (1/31/17) |
| Minutes      | 12, vs. GEORGIA (1/31/17)                  |

## GAME-BY-GAME

| Opponent                 | Date     | gs  | min | Total  |      | 3-Pointers |      | Free throws |      | Rebounds |     |     |     | pf | a | t/o | blk | stl | pts | avg |
|--------------------------|----------|-----|-----|--------|------|------------|------|-------------|------|----------|-----|-----|-----|----|---|-----|-----|-----|-----|-----|
|                          |          |     |     | fg-fga | pct  | 3fg-fga    | pct  | ft-fia      | pct  | off      | def | tot | avg |    |   |     |     |     |     |     |
| STEPHEN F. AUSTIN        | 11/11/16 | 2   | 0-0 | .000   | 0-0  | .000       | 0-0  | .000        | 0-0  | 0        | 0   | 0   | 0.0 | 1  | 0 | 0   | 0   | 0   | 0   | 0.0 |
| CANISIUS                 | 11/13/16 | 3   | 0-0 | .000   | 0-0  | .000       | 0-0  | .000        | 0-0  | 0        | 1   | 1   | 0.5 | 0  | 0 | 0   | 1   | 0   | 0   | 0.0 |
| vs #13/13 Michigan State | 11/15/16 | 2   | 0-0 | .000   | 0-0  | .000       | 0-0  | .000        | 0-0  | 0        | 2   | 2   | 1.0 | 0  | 0 | 0   | 0   | 0   | 0   | 0.0 |
| DUQUESNE                 | 11/20/16 | 3   | 1-1 | 1.000  | 0-0  | .000       | 0-0  | .000        | 0-0  | 0        | 0   | 0   | 0.8 | 1  | 0 | 0   | 0   | 0   | 2   | 0.5 |
| CLEVELAND STATE          | 11/23/16 | 4   | 2-2 | 1.000  | 0-0  | .000       | 0-1  | .000        | 1    | 2        | 3   | 1.2 | 0   | 0  | 0 | 0   | 0   | 0   | 4   | 1.2 |
| UT-MARTIN                | 11/25/16 | 3   | 0-1 | .000   | 0-0  | .000       | 0-0  | .000        | 1    | 1        | 2   | 1.3 | 0   | 1  | 0 | 0   | 0   | 0   | 0   | 1.0 |
| vs Arizona State         | 11/28/16 | 3   | 1-1 | 1.000  | 0-0  | .000       | 0-0  | .000        | 1    | 0        | 1   | 1.3 | 0   | 0  | 0 | 0   | 1   | 0   | 2   | 1.1 |
| #11/9 UCLA               | 12/03/16 | dnp | -   | -      | -    | -          | -    | -           | -    | -        | -   | -   | -   | -  | - | -   | -   | -   | -   | -   |
| VALPO                    | 12/07/16 | dnp | -   | -      | -    | -          | -    | -           | -    | -        | -   | -   | -   | -  | - | -   | -   | -   | -   | -   |
| vs Hofstra               | 12/11/16 | dnp | -   | -      | -    | -          | -    | -           | -    | -        | -   | -   | -   | -  | - | -   | -   | -   | -   | -   |
| vs #7/6 North Carolina   | 12/17/16 | dnp | -   | -      | -    | -          | -    | -           | -    | -        | -   | -   | -   | -  | - | -   | -   | -   | -   | -   |
| at #10/11 Louisville     | 12/21/16 | dnp | -   | -      | -    | -          | -    | -           | -    | -        | -   | -   | -   | -  | - | -   | -   | -   | -   | -   |
| at Ole Miss              | 12/29/16 | 2   | 0-0 | .000   | 0-0  | .000       | 0-0  | .000        | 0-0  | 0        | 0   | 0   | 1.1 | 1  | 0 | 0   | 0   | 0   | 0   | 1.0 |
| TEXAS A&M                | 01/03/17 | 4   | 0-0 | .000   | 0-0  | .000       | 0-0  | .000        | 0-0  | 0        | 0   | 0   | 1.0 | 2  | 0 | 0   | 0   | 0   | 0   | 0.9 |
| ARKANSAS                 | 01/07/17 | 2   | 0-0 | .000   | 0-0  | .000       | 0-0  | .000        | 0-0  | 0        | 0   | 0   | 0.9 | 0  | 0 | 0   | 0   | 0   | 0   | 0.8 |
| at Vanderbilt            | 01/10/17 | dnp | -   | -      | -    | -          | -    | -           | -    | -        | -   | -   | -   | -  | - | -   | -   | -   | -   | -   |
| AUBURN                   | 01/14/17 | dnp | -   | -      | -    | -          | -    | -           | -    | -        | -   | -   | -   | -  | - | -   | -   | -   | -   | -   |
| at Mississippi State     | 01/17/17 | 5   | 0-0 | .000   | 0-0  | .000       | 1-2  | .500        | 1    | 0        | 1   | 0.9 | 1   | 0  | 0 | 1   | 0   | 1   | 0.8 |     |
| #24/24 SOUTH CAROLINA    | 01/21/17 | 1   | 0-0 | .000   | 0-0  | .000       | 0-0  | .000        | 0    | 0        | 0   | 0.8 | 0   | 0  | 0 | 0   | 0   | 0   | 0   | 0.8 |
| at Tennessee             | 01/24/17 | dnp | -   | -      | -    | -          | -    | -           | -    | -        | -   | -   | -   | -  | - | -   | -   | -   | -   | -   |
| #2/1 KANSAS              | 01/28/17 | dnp | -   | -      | -    | -          | -    | -           | -    | -        | -   | -   | -   | -  | - | -   | -   | -   | -   | -   |
| GEORGIA                  | 01/31/17 | 12  | 0-0 | .000   | 0-0  | .000       | 0-0  | .000        | 0    | 2        | 2   | 0.9 | 3   | 0  | 1 | 1   | 1   | 1   | 0   | 0.7 |
| at #24/23 Florida        | 02/04/17 | 7   | 1-1 | 1.000  | 0-0  | .000       | 0-0  | .000        | 1    | 0        | 1   | 0.9 | 2   | 0  | 0 | 0   | 0   | 0   | 2   | 0.8 |
| LSU                      | 02/07/17 | 1   | 0-0 | .000   | 0-0  | .000       | 0-0  | .000        | 0    | 0        | 0   | 0.9 | 0   | 0  | 0 | 0   | 0   | 0   | 0   | 0.7 |
| at Alabama               | 02/11/17 | dnp | -   | -      | -    | -          | -    | -           | -    | -        | -   | -   | -   | -  | - | -   | -   | -   | -   | -   |
| TENNESSEE                | 02/14/17 | dnp | -   | -      | -    | -          | -    | -           | -    | -        | -   | -   | -   | -  | - | -   | -   | -   | -   | -   |
| at Georgia               | 02/18/17 | dnp | -   | -      | -    | -          | -    | -           | -    | -        | -   | -   | -   | -  | - | -   | -   | -   | -   | -   |
| Totals                   |          | 0   | 54  | 5-6    | .833 | 0-0        | .000 | 1-3         | .333 | 5        | 8   | 13  | 0.9 | 11 | 1 | 2   | 3   | 1   | 11  | 0.7 |

## SUPERLATIVES

| Season Stats   | Career Stats |
|----------------|--------------|
| 10+ points     | -            |
| 20+ points     | -            |
| 3+ blocks      | -            |
| 3+ steals      | -            |
| 10+ rebounds   | -            |
| Double-doubles | -            |
| Dunks          | -            |

## CAREER STATS

| Year    | GP-GS | Min-Avg | FG-FGA | Pct  | 3FG-FGA | Pct  | FT-FTA | Pct  | Off-Def-Tot-Avg | PF-FO | Ast | TO | Blk | Stl | Pts | Avg |
|---------|-------|---------|--------|------|---------|------|--------|------|-----------------|-------|-----|----|-----|-----|-----|-----|
| 2016-17 | 15-0  | 54-3.6  | 5-6    | .833 | 0-0     | .000 | 1-3    | .333 | 5-8-13-0.9      | 11-0  | 1   | 2  | 3   | 1   | 11  | 0.7 |
| TOTAL   | 15-0  | 54-3.6  | 5-6    | .833 | 0-0     | .000 | 1-3    | .333 | 5-8-13-0.9      | 11-0  | 1   | 2  | 3   | 1   | 11  | 0.7 |



## ISAAC HUMPHRIES

Sophomore • Forward • 7-0 • Sydney, Australia  
La Lumiere School • Communication

15

## BIO BLAST

- Made his first start of the season vs. Georgia, pulling down seven boards in that game
- Has scored four or more points in seven of his last 14 games
- Pulled down at least two rebounds in all but six games this season
- Just missed out on his first career double-double with a career-high-tying nine points and nine rebounds in 11 minutes against Cleveland State
- Had nine points and a team-high eight rebounds against Stephen F. Austin
- Added a team-high and career-best three steals and led UK with three blocks vs. SFA
- Appeared in 22 games as a freshman and made one start
- Had a breakout game at Texas A&M with six points and a career-best 12 points
- Spent the offseason completely transforming his body and is down almost 15 pounds from when he reported as a freshman
- SEC Academic Honor roll member
- Attended a performing arts school while growing up in Australia

## SEASON AVERAGES

|                       |      |
|-----------------------|------|
| Games played          | 27   |
| Minutes/game          | 9.1  |
| Points/game           | 3.1  |
| FG Pct                | 50.0 |
| 3FG Pct               |      |
| FT Pct                | 56.5 |
| Rebounds/game         | 3.4  |
| Assists/game          | 0.3  |
| Turnovers/game        | 0.5  |
| Assist/turnover ratio | 0.6  |
| Steals/game           | 0.2  |
| Blocks/game           | 0.7  |

## SEASON HIGHS

|              |  |
|--------------|--|
| Points       | 9, twice, last vs. CLEVELAND ST. (11/23/16)      |
| FG Made      | 4, twice, last vs. CLEVELAND ST. (11/23/16)      |
| FG Attempts  | 8, vs. SFA (11/11/16)                            |
| 3FG Made     |  |
| 3FG Attempts |  |
| FT Made      | 2, four times, last vs. SOUTH CAROLINA (1/21/17) |
| FT Attempts  | 4, three times, last vs. ARKANSAS (1/7/17)       |
| Rebounds     | 9, vs. CLEVELAND ST. (11/23/16)                  |
| Assists      | 2, vs. UCLA (12/03/16)                           |
| Steals       | 3, vs. SFA (11/11/16)                            |
| Blocks       | 3, vs. SFA (11/11/16)                            |
| Minutes      | 20, vs. North Carolina (12/17/16)                |

## CAREER HIGHS

|              |   |
|--------------|---|
| Points       | 9, twice, last vs. CLEVELAND ST. (11/23/16) |
| FG Made      | 4, twice, last vs. CLEVELAND ST. (11/23/16) |
| FG Attempts  | 8, vs. SFA (11/11/16)                       |
| 3FG Made     |   |
| 3FG Attempts |   |
| FT Made      | 4, vs. ALBANY (11/13/15)                    |
| FT Attempts  | 4, four times, last vs. TEXAS A&M (1/3/17)  |
| Rebounds     | 12, at Texas A&M (2/20/16)                  |
| Assists      | 2, vs. UCLA (12/03/16)                      |
| Steals       | 3, vs. SFA (11/11/16)                       |
| Blocks       | 4, vs. GEORGIA (2/9/16)                     |
| Minutes      | 27, at UCLA (12/3/15)                       |

## GAME-BY-GAME

| Opponent                 | Date     | gs | min | Total |      | 3-Pointers |      | Free throws |      | Rebounds |     |     |     | pf | a | t/o | blk | stl | pts | avg |
|--------------------------|----------|----|-----|-------|------|------------|------|-------------|------|----------|-----|-----|-----|----|---|-----|-----|-----|-----|-----|
|                          |          |    |     | fg    | pct  | 3fg        | pct  | ft          | pct  | off      | def | tot | avg |    |   |     |     |     |     |     |
| STEPHEN F. AUSTIN        | 11/11/16 | 19 | 4-8 | .500  | 0-0  | .000       | 1-2  | .500        | 4    | 4        | 8   | 8.0 | 0   | 1  | 1 | 3   | 3   | 9   | 9.0 |     |
| CANISIUS                 | 11/13/16 | 7  | 3-4 | .750  | 0-0  | .000       | 0-0  | .000        | 3    | 1        | 4   | 6.0 | 3   | 0  | 1 | 0   | 0   | 6   | 7.5 |     |
| vs #13/13 Michigan State | 11/15/16 | 13 | 0-3 | .000  | 0-0  | .000       | 0-0  | .000        | 1    | 4        | 5   | 5.7 | 2   | 1  | 1 | 1   | 2   | 0   | 5.0 |     |
| DUQUESNE                 | 11/20/16 | 10 | 1-2 | .500  | 0-0  | .000       | 0-0  | .000        | 1    | 2        | 3   | 5.0 | 1   | 0  | 0 | 0   | 0   | 2   | 4.3 |     |
| CLEVELAND STATE          | 11/23/16 | 11 | 4-6 | .667  | 0-0  | .000       | 1-1  | 1.000       | 5    | 4        | 9   | 5.8 | 3   | 1  | 2 | 0   | 0   | 9   | 5.2 |     |
| UT-MARTIN                | 11/25/16 | 12 | 3-5 | .600  | 0-0  | .000       | 1-1  | 1.000       | 2    | 1        | 3   | 5.3 | 2   | 0  | 0 | 2   | 0   | 7   | 5.5 |     |
| vs Arizona State         | 11/28/16 | 8  | 1-2 | .500  | 0-0  | .000       | 1-2  | .500        | 3    | 0        | 3   | 5.0 | 1   | 0  | 0 | 2   | 0   | 3   | 5.1 |     |
| #11/9 UCLA               | 12/03/16 | 8  | 0-2 | .000  | 0-0  | .000       | 0-0  | .000        | 2    | 0        | 2   | 4.6 | 2   | 2  | 0 | 2   | 1   | 0   | 4.5 |     |
| VALPO                    | 12/07/16 | 9  | 1-2 | .500  | 0-0  | .000       | 0-0  | .000        | 1    | 2        | 3   | 4.4 | 3   | 0  | 1 | 1   | 0   | 2   | 4.2 |     |
| vs Hofstra               | 12/11/16 | 13 | 1-4 | .250  | 0-0  | .000       | 1-4  | .250        | 1    | 2        | 3   | 4.3 | 2   | 1  | 0 | 2   | 0   | 3   | 4.1 |     |
| vs #7/6 North Carolina   | 12/17/16 | 20 | 1-3 | .333  | 0-0  | .000       | 0-1  | .000        | 2    | 3        | 5   | 4.4 | 3   | 0  | 1 | 0   | 0   | 2   | 3.9 |     |
| at #10/11 Louisville     | 12/21/16 | 5  | 0-0 | .000  | 0-0  | .000       | 0-0  | .000        | 0    | 0        | 0   | 4.0 | 1   | 0  | 0 | 0   | 0   | 0   | 3.6 |     |
| at Ole Miss              | 12/29/16 | 4  | 0-0 | .000  | 0-0  | .000       | 2-2  | 1.000       | 0    | 3        | 3   | 3.9 | 0   | 0  | 1 | 1   | 0   | 2   | 3.5 |     |
| TEXAS A&M                | 01/03/17 | 13 | 3-6 | .500  | 0-0  | .000       | 2-4  | .500        | 2    | 4        | 6   | 4.1 | 4   | 1  | 0 | 0   | 0   | 8   | 3.8 |     |
| ARKANSAS                 | 01/07/17 | 7  | 1-1 | 1.000 | 0-0  | .000       | 2-4  | .500        | 2    | 2        | 4   | 4.1 | 0   | 0  | 0 | 0   | 0   | 4   | 3.8 |     |
| at Vanderbilt            | 01/10/17 | 8  | 1-4 | .250  | 0-0  | .000       | 0-0  | .000        | 4    | 3        | 7   | 4.3 | 2   | 0  | 0 | 0   | 0   | 2   | 3.7 |     |
| AUBURN                   | 01/14/17 | 5  | 2-2 | 1.000 | 0-0  | .000       | 0-0  | .000        | 1    | 0        | 1   | 4.1 | 1   | 0  | 1 | 0   | 0   | 4   | 3.7 |     |
| at Mississippi State     | 01/17/17 | 10 | 2-5 | .400  | 0-0  | .000       | 0-0  | .000        | 2    | 0        | 2   | 3.9 | 5   | 0  | 0 | 0   | 0   | 4   | 3.7 |     |
| #24/24 SOUTH CAROLINA    | 01/21/17 | 10 | 2-2 | 1.000 | 0-0  | .000       | 2-2  | 1.000       | 2    | 2        | 4   | 3.9 | 3   | 0  | 1 | 2   | 0   | 6   | 3.8 |     |
| at Tennessee             | 01/24/17 | 5  | 0-0 | .000  | 0-0  | .000       | 0-0  | .000        | 0    | 0        | 0   | 3.8 | 1   | 0  | 0 | 0   | 0   | 0   | 3.7 |     |
| #2/1 KANSAS              | 01/28/17 | 4  | 0-0 | .000  | 0-0  | .000       | 0-0  | .000        | 0    | 0        | 0   | 3.6 | 2   | 0  | 1 | 1   | 0   | 0   | 3.5 |     |
| GEORGIA                  | 01/31/17 | 13 | 2-5 | .400  | 0-0  | .000       | 0-0  | .000        | 4    | 3        | 7   | 3.7 | 3   | 0  | 1 | 0   | 0   | 4   | 3.5 |     |
| at #24/23 Florida        | 02/04/17 | 3  | 0-0 | .000  | 0-0  | .000       | 0-0  | .000        | 0    | 1        | 1   | 3.6 | 0   | 1  | 0 | 0   | 0   | 0   | 3.3 |     |
| LSU                      | 02/07/17 | 8  | 1-1 | 1.000 | 0-0  | .000       | 0-0  | .000        | 2    | 2        | 4   | 3.6 | 4   | 0  | 1 | 1   | 0   | 2   | 3.3 |     |
| at Alabama               | 02/11/17 | 8  | 2-3 | .667  | 0-0  | .000       | 0-0  | .000        | 1    | 1        | 2   | 3.6 | 4   | 0  | 0 | 0   | 0   | 4   | 3.3 |     |
| TENNESSEE                | 02/14/17 | 8  | 1-2 | .500  | 0-0  | .000       | 0-0  | .000        | 0    | 2        | 2   | 3.5 | 0   | 0  | 0 | 0   | 0   | 2   | 3.3 |     |
| at Georgia               | 02/18/17 | 4  | 0-0 | .000  | 0-0  | .000       | 0-0  | .000        | 0    | 0        | 0   | 3.4 | 1   | 0  | 0 | 0   | 0   | 0   | 3.1 |     |
| Totals                   |          | 1  | 245 | 36-72 | .500 | 0-0        | .000 | 13-23       | .565 | 45       | 46  | 91  | 3.4 | 53 | 8 | 13  | 18  | 6   | 85  | 3.1 |

## SUPERLATIVES

| Season Stats   |   | Career Stats   |   |
|----------------|---|----------------|---|
| 10+ points     | - | 10+ points     | - |
| 20+ points     | - | 20+ points     | - |
| 3+ blocks      | 1 | 3+ blocks      | 2 |
| 3+ steals      | 1 | 3+ steals      | 1 |
| 10+ rebounds   | - | 10+ rebounds   | 1 |
| Double-doubles | - | Double-doubles | - |
| Dunks          | 5 | Dunks          | 5 |

## CAREER STATS

| Year    | GP-GS | Min-Avg | FG-FGA | Pct  | 3FG-FGA | Pct  | FT-FTA | Pct  | Off-Def-Tot-Avg | PF-FO | Ast | TO | Blk | Stl | Pts | Avg |
|---------|-------|---------|--------|------|---------|------|--------|------|-----------------|-------|-----|----|-----|-----|-----|-----|
| 2015-16 | 23-1  | 210-9.1 | 16-41  | .390 | 0-0     | .000 | 11-15  | .733 | 20-36-56-2.4    | 46-2  | 2   | 10 | 16  | 2   | 43  | 1.9 |
| 2016-17 | 27-1  | 245-9.1 | 36-72  | .500 | 0-0     | .000 | 13-23  | .565 | 45-46-91-3.4    | 53-1  | 8   | 13 | 18  | 6   | 85  | 3.1 |
| TOTAL   | 50-2  | 455-9.1 | 52-113 | .460 | 0-0     | .000 | 24-38  | .632 | 65-82-147-2.9   | 99-3  | 10  | 23 | 34  | 8   | 128 | 2.6 |



## BRAD CALIPARI

Freshman • Guard • 6-0 • Franklin Lakes, N.J.  
MacDuffie School • Business-Marketing

20

## BIO BLAST

- Made a 3-pointer in two straight appearances vs. Arizona State and Valparaiso
- Played a career-high eight minutes vs. Cleveland State and registered his first career block
- Made his UK debut in the final two minutes of the Stephen F. Austin game
- Scored his first career points -- two free throws -- vs. Canisius
- Had five points and a rebound in the exhibition win over Asbury
- Scored six points off a pair of 3-pointers in the exhibition win vs. Clarion
- Played 35 minutes and scored three points in the Blue-White Game
- Spent the last two seasons at MacDuffie after starting his high school career at Lexington Christian Academy
- Developed into a sharpshooter during his final season at MacDuffie, where he shot a team-high 47 percent from behind the 3-point line
- Averaged 15.3 points, 3.6 assists and 2.6 rebounds per game as a senior
- Finished his career as a 1,000-point scorer
- Aspires to be a coach one day

## SEASON AVERAGES

|                       |      |
|-----------------------|------|
| Games played          | 14   |
| Minutes/game          | 3.1  |
| Points/game           | 0.6  |
| FG Pct                | 15.4 |
| 3FG Pct               | 16.7 |
| FT Pct                | 40.0 |
| Rebounds/game         | 0.2  |
| Assists/game          | 0.1  |
| Turnovers/game        | 0.1  |
| Assist/turnover ratio | 0.5  |
| Blocks/game           | 0.1  |

## SEASON HIGHS

|              |  |
|--------------|--|
| Points       | 3, twice, last vs. VALPO (12/07/16)              |
| FG Made      | 1, twice, last vs. VALPO (12/07/16)              |
| FG Attempts  | 3, vs. Arizona St. (11/28/16)                    |
| FG Made      | 1, twice, last vs. VALPO (12/07/16)              |
| 3FG Attempts | 3, vs. CLEVELAND ST. (11/23/16)                  |
| FT Made      | 2, vs. CANISIUS (11/13/16)                       |
| FT Attempts  | 3, vs. CANISIUS (11/13/16)                       |
| Rebounds     | 1, three times, last last vs. TEXAS A&M (1/3/17) |
| Assists      | 1, vs. Arizona St. (11/28/16)                    |
| Steals       |  |
| Blocks       | 1, vs. CLEVELAND ST. (11/23/16)                  |
| Minutes      | 8, vs. CLEVELAND ST. (11/23/16)                  |

## CAREER HIGHS

|              |  |
|--------------|--|
| Points       | 3, twice, last vs. VALPO (12/07/16)              |
| FG Made      | 1, twice, last vs. VALPO (12/07/16)              |
| FG Attempts  | 3, vs. Arizona St. (11/28/16)                    |
| FG Made      | 1, twice, last vs. VALPO (12/07/16)              |
| 3FG Attempts | 3, vs. CLEVELAND ST. (11/23/16)                  |
| FT Made      | 2, vs. CANISIUS (11/13/16)                       |
| FT Attempts  | 3, vs. CANISIUS (11/13/16)                       |
| Rebounds     | 1, twice, last vs. Arizona St. (11/28/16)        |
| Rebounds     | 1, three times, last last vs. TEXAS A&M (1/3/17) |
| Steals       |  |
| Blocks       | 1, vs. CLEVELAND ST. (11/23/16)                  |
| Minutes      | 8, vs. CLEVELAND ST. (11/23/16)                  |

## GAME-BY-GAME

| Opponent                 | Date     | gs  | min | Total  |      | 3-Pointers |      | Free throws |      | Rebounds |     |     |     |     | pf | a | t/o | blk | stl | pts | avg |
|--------------------------|----------|-----|-----|--------|------|------------|------|-------------|------|----------|-----|-----|-----|-----|----|---|-----|-----|-----|-----|-----|
|                          |          |     |     | fg-fga | pct  | 3fg-fga    | pct  | ft-fa       | pct  | off      | def | tot | avg |     |    |   |     |     |     |     |     |
| STEPHEN F. AUSTIN        | 11/11/16 | 2   | 0-0 | .000   | 0-0  | .000       | 0-0  | .000        | 0-0  | .000     | 0   | 0   | 0   | 0.0 | 0  | 0 | 0   | 0   | 0   | 0.0 |     |
| CANISIUS                 | 11/13/16 | 3   | 0-0 | .000   | 0-0  | .000       | 2-3  | .667        | 0    | 0        | 0   | 0.0 | 0   | 0   | 0  | 0 | 1   | 0   | 0   | 2   | 1.0 |
| vs #13/13 Michigan State | 11/15/16 | 2   | 0-1 | .000   | 0-1  | .000       | 0-0  | .000        | 0-0  | .000     | 0   | 0   | 0   | 0.0 | 0  | 0 | 0   | 0   | 0   | 0   | 0.7 |
| DUQUESNE                 | 11/20/16 | 3   | 0-0 | .000   | 0-0  | .000       | 0-0  | .000        | 0-0  | .000     | 0   | 1   | 1   | 0.3 | 0  | 0 | 0   | 0   | 0   | 0   | 0.5 |
| CLEVELAND STATE          | 11/23/16 | 8   | 0-3 | .000   | 0-3  | .000       | 0-0  | .000        | 0-0  | .000     | 0   | 0   | 0   | 0.2 | 0  | 0 | 1   | 1   | 0   | 0   | 0.4 |
| UT-MARTIN                | 11/25/16 | 5   | 0-2 | .000   | 0-2  | .000       | 0-2  | .000        | 0-0  | .000     | 0   | 0   | 0   | 0.2 | 1  | 0 | 0   | 0   | 0   | 0   | 0.3 |
| vs Arizona State         | 11/28/16 | 4   | 1-3 | .333   | 1-2  | .500       | 0-0  | .000        | 0-0  | .000     | 0   | 1   | 1   | 0.3 | 0  | 1 | 0   | 0   | 0   | 3   | 0.7 |
| #11/9 UCLA               | 12/03/16 | dnp | -   | -      | -    | -          | -    | -           | -    | -        | -   | -   | -   | -   | -  | - | -   | -   | -   | -   |     |
| VALPO                    | 12/07/16 | 3   | 1-2 | .500   | 1-2  | .500       | 0-0  | .000        | 0-0  | .000     | 0   | 0   | 0   | 0.3 | 0  | 0 | 0   | 0   | 0   | 3   | 1.0 |
| vs Hofstra               | 12/11/16 | 3   | 0-1 | .000   | 0-1  | .000       | 0-0  | .000        | 0-0  | .000     | 0   | 0   | 0   | 0.2 | 2  | 0 | 0   | 0   | 0   | 0   | 0.9 |
| vs #7/6 North Carolina   | 12/17/16 | dnp | -   | -      | -    | -          | -    | -           | -    | -        | -   | -   | -   | -   | -  | - | -   | -   | -   | -   |     |
| at #10/11 Louisville     | 12/21/16 | dnp | -   | -      | -    | -          | -    | -           | -    | -        | -   | -   | -   | -   | -  | - | -   | -   | -   | -   |     |
| at Ole Miss              | 12/29/16 | 1   | 0-0 | .000   | 0-0  | .000       | 0-0  | .000        | 0-0  | .000     | 0   | 0   | 0   | 0.2 | 0  | 0 | 0   | 0   | 0   | 0   | 0.8 |
| TEXAS A&M                | 01/03/17 | 5   | 0-1 | .000   | 0-1  | .000       | 0-0  | .000        | 0-0  | .000     | 1   | 0   | 1   | 0.3 | 0  | 0 | 0   | 0   | 0   | 0   | 0.7 |
| ARKANSAS                 | 01/07/17 | 2   | 0-0 | .000   | 0-0  | .000       | 0-0  | .000        | 0-0  | .000     | 0   | 0   | 0   | 0.3 | 0  | 0 | 0   | 0   | 0   | 0   | 0.7 |
| at Vanderbilt            | 01/10/17 | dnp | -   | -      | -    | -          | -    | -           | -    | -        | -   | -   | -   | -   | -  | - | -   | -   | -   | -   |     |
| AUBURN                   | 01/14/17 | dnp | -   | -      | -    | -          | -    | -           | -    | -        | -   | -   | -   | -   | -  | - | -   | -   | -   | -   |     |
| at Mississippi State     | 01/17/17 | dnp | -   | -      | -    | -          | -    | -           | -    | -        | -   | -   | -   | -   | -  | - | -   | -   | -   | -   |     |
| #24/24 SOUTH CAROLINA    | 01/21/17 | 1   | 0-0 | .000   | 0-0  | .000       | 0-0  | .000        | 0-0  | .000     | 0   | 0   | 0   | 0.2 | 0  | 0 | 0   | 0   | 0   | 0   | 0.6 |
| at Tennessee             | 01/24/17 | dnp | -   | -      | -    | -          | -    | -           | -    | -        | -   | -   | -   | -   | -  | - | -   | -   | -   | -   |     |
| #2/1 KANSAS              | 01/28/17 | dnp | -   | -      | -    | -          | -    | -           | -    | -        | -   | -   | -   | -   | -  | - | -   | -   | -   | -   |     |
| GEORGIA                  | 01/31/17 | dnp | -   | -      | -    | -          | -    | -           | -    | -        | -   | -   | -   | -   | -  | - | -   | -   | -   | -   |     |
| at #24/23 Florida        | 02/04/17 | dnp | -   | -      | -    | -          | -    | -           | -    | -        | -   | -   | -   | -   | -  | - | -   | -   | -   | -   |     |
| LSU                      | 02/07/17 | dnp | -   | -      | -    | -          | -    | -           | -    | -        | -   | -   | -   | -   | -  | - | -   | -   | -   | -   |     |
| at Alabama               | 02/11/17 | dnp | -   | -      | -    | -          | -    | -           | -    | -        | -   | -   | -   | -   | -  | - | -   | -   | -   | -   |     |
| TENNESSEE                | 02/14/17 | 2   | 0-0 | .000   | 0-0  | .000       | 0-0  | .000        | 0-0  | .000     | 0   | 0   | 0   | 0.2 | 0  | 0 | 0   | 0   | 0   | 0   | 0.6 |
| at Georgia               | 02/18/17 | dnp | -   | -      | -    | -          | -    | -           | -    | -        | -   | -   | -   | -   | -  | - | -   | -   | -   | -   |     |
| Totals                   |          | 0   | 44  | 2-13   | .154 | 2-12       | .167 | 2-5         | .400 | 1        | 2   | 3   | 0.2 | 3   | 1  | 2 | 1   | 0   | 8   | 0.6 |     |

## SUPERLATIVES

| Season Stats   | Career Stats |
|----------------|--------------|
| 10+ points     | -            |
| 20+ points     | -            |
| 3+ assists     | -            |
| 3+ steals      | -            |
| 10+ rebounds   | -            |
| Double-doubles | -            |
| Dunks          | -            |

## CAREER STATS

| Year    | GP-GS | Min-Avg | FG-FGA | Pct  | 3FG-FGA | Pct  | FT-FTA | Pct  | Off-Def-Tot-Avg | PF-FO | Ast | TO | Blk | Stl | Pts | Avg |
|---------|-------|---------|--------|------|---------|------|--------|------|-----------------|-------|-----|----|-----|-----|-----|-----|
| 2016-17 | 14-0  | 44-3.1  | 2-13   | .154 | 2-12    | .167 | 2-5    | .400 | 1-2-3-0.2       | 3-0   | 1   | 2  | 1   | 0   | 8   | 0.6 |
| TOTAL   | 14-0  | 44-3.1  | 2-13   | .154 | 2-12    | .167 | 2-5    | .400 | 1-2-3-0.2       | 3-0   | 1   | 2  | 1   | 0   | 8   | 0.6 |



## DOMINIQUE HAWKINS

25

Senior • Guard • 6-0 • Richmond, Ky.  
Madison Central • Communication

## BIO BLAST

- Boasts a team-best 4.3 assist-to-turnover ratio
- Has posted 52 assists as a senior after combining for 39 assists in his first three seasons
- Appeared in a team-high 110 career games with 12 starts, including at Florida this year
- Had a season-best game with 10 points, the second double-figure game of his career. Also had four rebounds and two assists. Followed that with nine points and two steals at UGA
- Following the game vs. Tennessee, Calipari said of him: "He's like Old Reliable. You know you can go to him"
- Posted five or more points in five straight games prior to the UNC game when he was held scoreless. Has scored four or more in each of the last seven games
- Interned with the University Campus PR department this summer
- Registered a career-high nine assists in a career-high 32 minutes against UT Martin
- Set career highs in points, field-goal percentage, free throws made, 3-point field goals made and blocks as a junior
- Had a career game against Louisville last season with 13 points and three 3-pointers. Prior to that game he had never made more than one 3 in a game

## SEASON AVERAGES

|                       |      |
|-----------------------|------|
| Games played          | 27   |
| Minutes/game          | 17.6 |
| Points/game           | 3.8  |
| FG Pct                | 36.8 |
| 3FG Pct               | 27.5 |
| FT Pct                | 87.1 |
| Rebounds/game         | 1.6  |
| Assists/game          | 1.9  |
| Turnovers/game        | 0.4  |
| Assist/turnover ratio | 4.3  |
| Steals/game           | 0.6  |

## SEASON HIGHS

|              |   |
|--------------|---|
| Points       | 10, vs. TENNESSEE (2/14/17)                 |
| FG Made      | 3, twice, last at Georgia (2/18/17)         |
| FG Attempts  | 6, vs. TENNESSEE (2/14/17)                  |
| 3FG Made     | 2, twice, last vs. TENNESSEE (2/14/17)      |
| 3FG Attempts | 4, vs. TENNESSEE (2/14/17)                  |
| FT Made      | 4, twice, last at Florida (2/4/17)          |
| FT Attempts  | 4, twice, last at Florida (2/4/17)          |
| Rebounds     | 4, four times, last vs. TENNESSEE (2/14/17) |
| Assists      | 9, vs. UT MARTIN (11/25/16)                 |
| Steals       | 2, four times, last at Georgia (2/18/17)    |
| Blocks       |   |
| Minutes      | 32, vs. UT MARTIN (11/25/16)                |

## CAREER HIGHS

|              |   |
|--------------|---|
| Points       | 13, vs. LOUISVILLE (12/26/15)               |
| FG Made      | 3, four times, last vs. TENNESSEE (2/14/17) |
| FG Attempts  | 8, vs. MONTANA ST. (11/23/14)               |
| 3FG Made     | 3, vs. LOUISVILLE (12/26/15)                |
| 3FG Attempts | 4, twice, last vs. TENNESSEE (2/14/17)      |
| FT Made      | 5, vs. ILLINOIS ST. (11/30/15)              |
| FT Attempts  | 7, vs. ILLINOIS ST. (11/30/15)              |
| Rebounds     | 4, six times, last vs. TENNESSEE (2/14/17)  |
| Assists      | 9, vs. UT MARTIN (11/25/16)                 |
| Steals       | 2, six times, last at Georgia (2/18/17)     |
| Blocks       | 1, five times, last at Florida (3/1/16)     |
| Minutes      | 32, vs. UT MARTIN (11/25/16)                |

## GAME-BY-GAME

| Opponent                 | Date     | gs | min | Total  |      | 3-Pointers |      | Free throws |      | Rebounds |     |     |     |    | pf | a  | t/o | blk | stl | pts | avg |
|--------------------------|----------|----|-----|--------|------|------------|------|-------------|------|----------|-----|-----|-----|----|----|----|-----|-----|-----|-----|-----|
|                          |          |    |     | fg-fga | pc1  | 3fg-fga    | pc1  | ft-fa       | pc1  | off      | def | tot | avg |    |    |    |     |     |     |     |     |
| STEPHEN F. AUSTIN        | 11/11/16 | 17 | 0-1 | .000   | 0-0  | .000       | 1-2  | .500        | 0    | 0        | 0   | 0.0 | 2   | 3  | 1  | 0  | 0   | 1   | 1.0 |     |     |
| CANISIUS                 | 11/13/16 | 15 | 1-2 | .500   | 0-1  | .000       | 0-0  | .000        | 1    | 0        | 1   | 0.5 | 3   | 1  | 0  | 0  | 2   | 2   | 1.5 |     |     |
| vs #13/13 Michigan State | 11/15/16 | 13 | 1-3 | .333   | 0-2  | .000       | 1-2  | .500        | 1    | 1        | 2   | 1.0 | 1   | 2  | 0  | 1  | 3   | 2.0 |     |     |     |
| DUQUESNE                 | 11/20/16 | 20 | 1-5 | .200   | 0-2  | .000       | 0-0  | .000        | 2    | 1        | 3   | 1.5 | 1   | 4  | 0  | 0  | 2   | 2.0 |     |     |     |
| CLEVELAND STATE          | 11/23/16 | 6  | 0-0 | .000   | 0-0  | .000       | 0-0  | .000        | 0    | 1        | 1   | 1.4 | 1   | 0  | 0  | 0  | 1   | 0   | 1.6 |     |     |
| UT-MARTIN                | 11/25/16 | 32 | 1-5 | .200   | 0-2  | .000       | 4-4  | 1.000       | 2    | 2        | 4   | 1.8 | 0   | 9  | 1  | 0  | 6   | 2.3 |     |     |     |
| vs Arizona State         | 11/28/16 | 17 | 2-5 | .400   | 1-3  | .333       | 2-2  | 1.000       | 0    | 3        | 3   | 2.0 | 1   | 3  | 0  | 0  | 7   | 3.0 |     |     |     |
| #11/9 UCLA               | 12/03/16 | 16 | 2-4 | .500   | 1-2  | .500       | 0-0  | .000        | 0    | 1        | 1   | 1.9 | 2   | 0  | 0  | 0  | 5   | 3.3 |     |     |     |
| VALPO                    | 12/07/16 | 26 | 2-5 | .400   | 2-3  | .667       | 0-0  | .000        | 2    | 1        | 3   | 2.0 | 1   | 4  | 1  | 0  | 1   | 6   | 3.6 |     |     |
| vs Hofstra               | 12/11/16 | 14 | 1-3 | .333   | 1-2  | .500       | 2-2  | 1.000       | 1    | 0        | 1   | 1.9 | 4   | 3  | 0  | 0  | 1   | 5   | 3.7 |     |     |
| vs #7/6 North Carolina   | 12/17/16 | 9  | 0-0 | .000   | 0-0  | .000       | 0-0  | .000        | 0    | 2        | 2   | 1.9 | 2   | 2  | 0  | 0  | 0   | 0   | 3.4 |     |     |
| at #10/11 Louisville     | 12/21/16 | 17 | 0-2 | .000   | 0-1  | .000       | 0-0  | .000        | 1    | 0        | 1   | 1.8 | 1   | 1  | 0  | 0  | 0   | 0   | 3.1 |     |     |
| at Ole Miss              | 12/29/16 | 14 | 0-3 | .000   | 0-1  | .000       | 0-0  | .000        | 0    | 0        | 0   | 1.7 | 3   | 1  | 0  | 0  | 0   | 0   | 2.8 |     |     |
| TEXAS A&M                | 01/03/17 | 20 | 2-3 | .667   | 1-2  | .500       | 1-1  | 1.000       | 0    | 0        | 0   | 1.6 | 1   | 1  | 0  | 0  | 2   | 6   | 3.1 |     |     |
| ARKANSAS                 | 01/07/17 | 15 | 1-4 | .250   | 0-2  | .000       | 0-0  | .000        | 0    | 2        | 2   | 1.6 | 2   | 1  | 1  | 0  | 0   | 2   | 3.0 |     |     |
| at Vanderbilt            | 01/10/17 | 9  | 0-0 | .000   | 0-0  | .000       | 0-0  | .000        | 0    | 0        | 0   | 1.5 | 3   | 0  | 1  | 0  | 0   | 0   | 2.8 |     |     |
| AUBURN                   | 01/14/17 | 19 | 2-2 | 1.000  | 1-1  | 1.000      | 1-2  | .500        | 0    | 1        | 1   | 1.5 | 1   | 1  | 1  | 0  | 0   | 6   | 3.0 |     |     |
| at Mississippi State     | 01/17/17 | 16 | 2-3 | .667   | 1-1  | 1.000      | 0-0  | .000        | 2    | 0        | 2   | 1.5 | 1   | 0  | 0  | 0  | 5   | 3.1 |     |     |     |
| #24/24 SOUTH CAROLINA    | 01/21/17 | 28 | 1-4 | .250   | 0-1  | .000       | 3-3  | 1.000       | 0    | 3        | 3   | 1.6 | 4   | 7  | 2  | 0  | 1   | 5   | 3.2 |     |     |
| at Tennessee             | 01/24/17 | 15 | 0-1 | .000   | 0-1  | .000       | 0-0  | .000        | 0    | 1        | 1   | 1.6 | 2   | 0  | 0  | 0  | 0   | 0   | 3.1 |     |     |
| #2/1 KANSAS              | 01/28/17 | 17 | 2-4 | .500   | 0-1  | .000       | 1-1  | 1.000       | 1    | 3        | 4   | 1.7 | 1   | 1  | 0  | 0  | 0   | 5   | 3.1 |     |     |
| GEORGIA                  | 01/31/17 | 25 | 1-5 | .200   | 0-2  | .000       | 2-2  | 1.000       | 0    | 1        | 1   | 1.6 | 1   | 1  | 0  | 0  | 4   | 3.2 |     |     |     |
| at #24/23 Florida        | 02/04/17 | 21 | 0-4 | .000   | 0-2  | .000       | 4-4  | 1.000       | 0    | 0        | 0   | 1.6 | 1   | 0  | 3  | 0  | 1   | 4   | 3.2 |     |     |
| LSU                      | 02/07/17 | 15 | 2-5 | .400   | 0-1  | .000       | 0-0  | .000        | 3    | 1        | 4   | 1.7 | 1   | 2  | 0  | 0  | 1   | 4   | 3.3 |     |     |
| at Alabama               | 02/11/17 | 14 | 2-3 | .667   | 0-1  | .000       | 1-2  | .500        | 0    | 0        | 0   | 1.6 | 4   | 3  | 0  | 0  | 2   | 5   | 3.3 |     |     |
| TENNESSEE                | 02/14/17 | 24 | 3-6 | .500   | 2-4  | .500       | 2-2  | 1.000       | 2    | 2        | 4   | 1.7 | 1   | 2  | 1  | 0  | 0   | 10  | 3.6 |     |     |
| at Georgia               | 02/18/17 | 21 | 3-5 | .600   | 1-2  | .500       | 2-2  | 1.000       | 0    | 0        | 0   | 1.6 | 5   | 0  | 0  | 0  | 2   | 9   | 3.8 |     |     |
| Totals                   |          | 3  | 475 | 32-87  | .368 | 11-40      | .275 | 27-31       | .871 | 18       | 26  | 44  | 1.6 | 50 | 52 | 12 | 0   | 16  | 102 | 3.8 |     |

## SUPERLATIVES

| Season Stats   | Career Stats |
|----------------|--------------|
| 10+ points     | 1            |
| 20+ points     | -            |
| 3+ assists     | 8            |
| 3+ steals      | -            |
| 10+ rebounds   | -            |
| Double-doubles | -            |
| Dunks          | 2            |
| 10+ points     | 2            |
| 20+ points     | -            |
| 3+ assists     | 12           |
| 3+ steals      | -            |
| 10+ rebounds   | -            |
| Double-doubles | -            |
| Dunks          | 4            |

## CAREER STATS

| Year    | GP-GS  | Min-Avg   | FG-FGA | Pct  | 3FG-FGA | Pct  | FT-FTA | Pct  | Off-Def-Tot-Avg | PF-FO | Ast | TO | Blk | Stl | Pts | Avg |
|---------|--------|-----------|--------|------|---------|------|--------|------|-----------------|-------|-----|----|-----|-----|-----|-----|
| 2013-14 | 33-0   | 283-8.6   | 9-31   | .290 | 2-16    | .125 | 5-13   | .385 | 7-16-23-0.7     | 37-0  | 12  | 6  | 1   | 4   | 25  | 0.8 |
| 2014-15 | 23-9   | 163-7.1   | 10-35  | .286 | 5-21    | .238 | 4-10   | .400 | 3-13-16-0.7     | 14-0  | 14  | 5  | 1   | 7   | 29  | 1.3 |
| 2015-16 | 27-0   | 249-9.2   | 17-46  | .370 | 8-29    | .276 | 19-25  | .760 | 13-9-22-0.8     | 30-0  | 13  | 6  | 3   | 6   | 61  | 2.3 |
| 2016-17 | 27-3   | 475-17.6  | 32-87  | .368 | 11-40   | .275 | 27-31  | .871 | 18-26-44-1.6    | 50-1  | 52  | 12 | 0   | 16  | 102 | 3.8 |
| TOTAL   | 110-12 | 1170-10.6 | 68-199 | .342 | 26-106  | .245 | 55-79  | .696 | 41-64-105-1.0   | 131-1 | 91  | 29 | 5   | 33  | 217 | 2.0 |



## DILLON PULLIAM

30

RS Sophomore • Guard • 6-3 • Cynthiana, Ky.  
Transylvania University • Computer Engineering

## BIO BLAST

- Logged a rebound and an assist in the win over Duquesne
- Made his UK debut playing the final two minutes of the Canisius game
- Sat out the 2015-16 season due to NCAA transfer rules
- Played his freshman season at Transylvania University where he averaged 4.8 points and 3.4 rebounds per game
- SEC Academic Honor Roll member
- Took a mission trip to Belize this summer with Sports Reach

## SEASON AVERAGES

|                       |     |
|-----------------------|-----|
| Games played          | 6   |
| Minutes/game          | 1.3 |
| Points/game           | 0.0 |
| FG Pct.               | 0.0 |
| 3FG Pct.              | 0.0 |
| FT Pct.               | 0.0 |
| Rebounds/game         | 0.2 |
| Assists/game          | 0.2 |
| Turnovers/game        | 0.2 |
| Assist/turnover ratio | 1.0 |
| Steals/game           | 0.0 |
| Blocks/game           | 0.0 |

## SEASON HIGHS

|              |  |
|--------------|--|
| Points       | 0  |
| FG Made      | 0  |
| FG Attempts  | 1, vs. Arizona St. (11/28/16)              |
| 3FG Made     | 0  |
| 3FG Attempts | 0  |
| FT Made      | 0  |
| FT Attempts  | 0  |
| Rebounds     | 1, vs. DUQUESNE (11/20/16)                 |
| Assists      | 1, vs. DUQUESNE (11/20/16)                 |
| Steals       | 0  |
| Blocks       | 0  |
| Minutes      | 2, three times, last vs. TEXAS A&M (1/3/7) |

## CAREER HIGHS

|              |  |
|--------------|--|
| Points       | 0  |
| FG Made      | 0  |
| FG Attempts  | 1, vs. Arizona St. (11/28/16)              |
| 3FG Made     | 0  |
| 3FG Attempts | 0  |
| FT Made      | 0  |
| FT Attempts  | 0  |
| Rebounds     | 1, vs. DUQUESNE (11/20/16)                 |
| Assists      | 1, vs. DUQUESNE (11/20/16)                 |
| Steals       | 0  |
| Blocks       | 0  |
| Minutes      | 2, three times, last vs. TEXAS A&M (1/3/7) |

## GAME-BY-GAME

| Opponent                 | Date     | gs  | min | Total fg-fga | pct  | 3-Pointers fg-fga | pct  | Free throws ft-fa | pct  | Rebounds off | def | tot | avg | pf | a | t/o | blk | stl | pts | avg |
|--------------------------|----------|-----|-----|--------------|------|-------------------|------|-------------------|------|--------------|-----|-----|-----|----|---|-----|-----|-----|-----|-----|
| STEPHEN F. AUSTIN        | 11/11/16 | dnp |     |              |      |                   |      |                   |      |              |     |     |     |    |   |     |     |     |     |     |
| CANISIUS                 | 11/13/16 | 2   | 0-0 | .000         | 0-0  | .000              | 0-0  | .000              | 0-0  | 0            | 0   | 0   | 0.0 | 0  | 0 | 0   | 0   | 0   | 0   | 0.0 |
| vs #13/13 Michigan State | 11/15/16 | dnp |     |              |      |                   |      |                   |      |              |     |     |     |    |   |     |     |     |     |     |
| DUQUESNE                 | 11/20/16 | 2   | 0-0 | .000         | 0-0  | .000              | 0-0  | .000              | 0-0  | 0            | 1   | 1   | 0.5 | 0  | 1 | 1   | 0   | 0   | 0   | 0.0 |
| CLEVELAND STATE          | 11/23/16 | dnp |     |              |      |                   |      |                   |      |              |     |     |     |    |   |     |     |     |     |     |
| UT-MARTIN                | 11/25/16 | 1   | 0-0 | .000         | 0-0  | .000              | 0-0  | .000              | 0-0  | 0            | 0   | 0   | 0.3 | 0  | 0 | 0   | 0   | 0   | 0   | 0.0 |
| vs Arizona State         | 11/28/16 | 1   | 0-1 | .000         | 0-0  | .000              | 0-0  | .000              | 0-0  | 0            | 0   | 0   | 0.3 | 0  | 0 | 0   | 0   | 0   | 0   | 0.0 |
| #11/9 UCLA               | 12/03/16 | dnp |     |              |      |                   |      |                   |      |              |     |     |     |    |   |     |     |     |     |     |
| VALPO                    | 12/07/16 | dnp |     |              |      |                   |      |                   |      |              |     |     |     |    |   |     |     |     |     |     |
| vs Hofstra               | 12/11/16 | dnp |     |              |      |                   |      |                   |      |              |     |     |     |    |   |     |     |     |     |     |
| vs #7/6 North Carolina   | 12/17/16 | dnp |     |              |      |                   |      |                   |      |              |     |     |     |    |   |     |     |     |     |     |
| at #10/11 Louisville     | 12/21/16 | dnp |     |              |      |                   |      |                   |      |              |     |     |     |    |   |     |     |     |     |     |
| at Ole Miss              | 12/29/16 | dnp |     |              |      |                   |      |                   |      |              |     |     |     |    |   |     |     |     |     |     |
| TEXAS A&M                | 01/03/17 | 2   | 0-0 | .000         | 0-0  | .000              | 0-0  | .000              | 0-0  | 0            | 0   | 0   | 0.2 | 0  | 0 | 0   | 0   | 0   | 0   | 0.0 |
| ARKANSAS                 | 01/07/17 | 0   | 0-0 | .000         | 0-0  | .000              | 0-0  | .000              | 0-0  | 0            | 0   | 0   | 0.2 | 0  | 0 | 0   | 0   | 0   | 0   | 0.0 |
| at Vanderbilt            | 01/10/17 | dnp |     |              |      |                   |      |                   |      |              |     |     |     |    |   |     |     |     |     |     |
| AUBURN                   | 01/14/17 | dnp |     |              |      |                   |      |                   |      |              |     |     |     |    |   |     |     |     |     |     |
| at Mississippi State     | 01/17/17 | dnp |     |              |      |                   |      |                   |      |              |     |     |     |    |   |     |     |     |     |     |
| #24/24 SOUTH CAROLINA    | 01/21/17 | dnp |     |              |      |                   |      |                   |      |              |     |     |     |    |   |     |     |     |     |     |
| at Tennessee             | 01/24/17 | dnp |     |              |      |                   |      |                   |      |              |     |     |     |    |   |     |     |     |     |     |
| #2/1 KANSAS              | 01/28/17 | dnp |     |              |      |                   |      |                   |      |              |     |     |     |    |   |     |     |     |     |     |
| GEORGIA                  | 01/31/17 | dnp |     |              |      |                   |      |                   |      |              |     |     |     |    |   |     |     |     |     |     |
| at #24/23 Florida        | 02/04/17 | dnp |     |              |      |                   |      |                   |      |              |     |     |     |    |   |     |     |     |     |     |
| LSU                      | 02/07/17 | dnp |     |              |      |                   |      |                   |      |              |     |     |     |    |   |     |     |     |     |     |
| at Alabama               | 02/11/17 | dnp |     |              |      |                   |      |                   |      |              |     |     |     |    |   |     |     |     |     |     |
| TENNESSEE                | 02/14/17 | dnp |     |              |      |                   |      |                   |      |              |     |     |     |    |   |     |     |     |     |     |
| at Georgia               | 02/18/17 | dnp |     |              |      |                   |      |                   |      |              |     |     |     |    |   |     |     |     |     |     |
| Totals                   |          | 0   | 8   | 0-1          | .000 | 0-0               | .000 | 0-0               | .000 | 0            | 1   | 1   | 0.2 | 0  | 1 | 1   | 0   | 0   | 0   | 0.0 |

## SUPERLATIVES

| Season Stats   | Career Stats |
|----------------|--------------|
| 10+ points     | -            |
| 20+ points     | -            |
| 3+ assists     | -            |
| 3+ steals      | -            |
| 10+ rebounds   | -            |
| Double-doubles | -            |
| Dunks          | -            |

## CAREER STATS

| Year    | GP-GS | Min-Avg | FG-FGA | Pct  | 3FG-FGA | Pct  | FT-FTA | Pct  | Off-Def-Tot-Avg | PF-FO | Ast | TO | Blk | Stl | Pts | Avg |
|---------|-------|---------|--------|------|---------|------|--------|------|-----------------|-------|-----|----|-----|-----|-----|-----|
| 2016-17 | 6-0   | 8-1.3   | 0-1    | .000 | 0-0     | .000 | 0-0    | .000 | 0-1-1-0.2       | 0-0   | 1   | 1  | 0   | 0   | 0   | 0.0 |
| TOTAL   | 6-0   | 8-1.3   | 0-1    | .000 | 0-0     | .000 | 0-0    | .000 | 0-1-1-0.2       | 0-0   | 1   | 1  | 0   | 0   | 0   | 0.0 |



## WENYEN GABRIEL

32

Freshman • Forward • 6-9 • Manchester, N.H.  
Wilbraham & Monson Academy • Undergraduate Studies

## BIO BLAST

- Had a career-high 23 points, tying his personal bests for 3-pointers made (three) and free throws made (six) to go along with eight rebounds vs. LSU
- Averaging 5.7 rebounds for the season, second on the team
- Pulled down a career-high 16 rebounds against Auburn, the most by a Wildcat since Julius Randle had 16 vs. LSU on March 14, 2014
- Followed that up with 13 points on a perfect 5 of 5 from the floor, including a career-high three 3s and eight rebounds at Mississippi State
- After not making multiple 3s in any game through the first 16, knocked down multiple 3s in three straight games (two vs Auburn, three at MSU and vs. South Carolina)
- Has grabbed at least four rebounds in 21 of his last 25 games
- Blocked a career-high three shots at Mississippi State, at Alabama and vs. Valparaiso
- Had a strong performance vs. Michigan State bringing energy off the bench with three steals, two assists, a block, a dunk in addition to going two of two from the line
- After scoring nine points vs. Clarion, Clarion's head coach said of Gabriel: "I love that kid. That kid, he might be the best one of them all"

## SEASON AVERAGES

|                       |       |
|-----------------------|-------|
| Games played          | 27    |
| Minutes/game          | 20.4  |
| Points/game           | 5.9   |
| FG Pct                | .46.0 |
| 3FG Pct               | .34.0 |
| FT Pct                | .60.0 |
| Rebounds/game         | 5.7   |
| Assists/game          | 0.9   |
| Turnovers/game        | 0.8   |
| Assist/turnover ratio | 1.1   |
| Steals/game           | 0.4   |
| Blocks/game           | 1.1   |

## SEASON HIGHS

|              |   |
|--------------|---|
| Points       | 23, vs. LSU (2/7/17)                      |
| FG Made      | 7, vs. LSU (2/7/17)                       |
| FG Attempts  | 11, twice, last vs. LSU (2/7/17)          |
| 3FG Made     | 3, three times, last vs. LSU (2/7/17)     |
| 3FG Attempts | 8, vs. SOUTH CAROLINA (1/21/17)           |
| FT Made      | 6, twice, last vs. LSU (2/7/17)           |
| FT Attempts  | 7, vs. LSU (2/7/17)                       |
| Rebounds     | 16, vs. AUBURN (1/14/16)                  |
| Assists      | 6, vs. CLEVELAND ST. (11/23/16)           |
| Steals       | 3, vs. Michigan St. (11/15/16)            |
| Blocks       | 3, three times, last at Alabama (2/11/17) |
| Minutes      | 31, vs. LSU (2/7/17)                      |

## CAREER HIGHS

|              |   |
|--------------|---|
| Points       | 23, vs. LSU (2/7/17)                      |
| FG Made      | 7, vs. LSU (2/7/17)                       |
| FG Attempts  | 11, twice, last vs. LSU (2/7/17)          |
| 3FG Made     | 3, three times, last vs. LSU (2/7/17)     |
| 3FG Attempts | 8, vs. SOUTH CAROLINA (1/21/17)           |
| FT Made      | 6, twice, last vs. LSU (2/7/17)           |
| FT Attempts  | 7, vs. LSU (2/7/17)                       |
| Rebounds     | 16, vs. AUBURN (1/14/16)                  |
| Assists      | 6, vs. CLEVELAND ST. (11/23/16)           |
| Steals       | 3, vs. Michigan St. (11/15/16)            |
| Blocks       | 3, three times, last at Alabama (2/11/17) |
| Minutes      | 31, vs. LSU (2/7/17)                      |

## GAME-BY-GAME

| Opponent                 | Date     | qs | min | Total  |        | 3-Pointers |       | Free throws |       | Rebounds |     |     |     | pf  | a  | t/o | blk | stl | pts | avg  |     |
|--------------------------|----------|----|-----|--------|--------|------------|-------|-------------|-------|----------|-----|-----|-----|-----|----|-----|-----|-----|-----|------|-----|
|                          |          |    |     | fg-fga | pct    | 3fg-fga    | pct   | ft-fa       | pct   | off      | def | tot | avg |     |    |     |     |     |     |      |     |
| STEPHEN F. AUSTIN        | 11/11/16 |    | 18  | 5-6    | .833   | 0-1        | .000  | 0-1         | .000  | 0        | 2   | 2   | 2.0 | 2   | 0  | 0   | 0   | 2   | 10  | 10.0 |     |
| CANISIUS                 | 11/13/16 |    | 17  | 1-4    | .250   | 1-3        | .333  | 0-0         | .000  | 2        | 1   | 3   | 2.5 | 3   | 0  | 0   | 0   | 3   | 6.5 |      |     |
| vs #13/13 Michigan State | 11/15/16 |    | 24  | 1-2    | .500   | 0-1        | .000  | 2-2         | 1.000 | 3        | 3   | 6   | 3.7 | 3   | 2  | 0   | 1   | 3   | 4   | 5.7  |     |
| DUQUESNE                 | 11/20/16 | *  | 22  | 3-5    | .600   | 0-1        | .000  | 2-2         | 1.000 | 3        | 3   | 6   | 4.3 | 2   | 0  | 1   | 1   | 0   | 8   | 6.3  |     |
| CLEVELAND STATE          | 11/23/16 |    | 26  | 4-8    | .500   | 1-3        | .333  | 1-3         | .333  | 4        | 6   | 10  | 5.4 | 4   | 6  | 1   | 1   | 0   | 10  | 7.0  |     |
| UT-MARTIN                | 11/25/16 | *  | 28  | 4-6    | .667   | 1-1        | 1.000 | 6-6         | 1.000 | 2        | 4   | 6   | 5.5 | 4   | 1  | 2   | 0   | 0   | 15  | 8.3  |     |
| vs Arizona State         | 11/28/16 | *  | 20  | 5-11   | .455   | 0-1        | .000  | 0-0         | .000  | 3        | 4   | 7   | 5.7 | 2   | 4  | 1   | 2   | 0   | 10  | 8.6  |     |
| #11/9 UCLA               | 12/03/16 | *  | 17  | 1-2    | .500   | 0-1        | .000  | 0-0         | .000  | 5        | 3   | 8   | 6.0 | 1   | 0  | 2   | 0   | 0   | 2   | 7.8  |     |
| VALPO                    | 12/07/16 | *  | 19  | 1-3    | .333   | 0-1        | .000  | 1-1         | 1.000 | 1        | 5   | 6   | 6.0 | 4   | 1  | 2   | 3   | 0   | 3   | 7.2  |     |
| vs Hofstra               | 12/11/16 |    | 13  | 1-2    | .500   | 0-1        | .000  | 0-0         | .000  | 1        | 3   | 4   | 5.8 | 3   | 1  | 1   | 0   | 0   | 2   | 6.7  |     |
| vs #7/6 North Carolina   | 12/17/16 | *  | 21  | 1-3    | .333   | 0-1        | .000  | 2-3         | .667  | 3        | 3   | 6   | 5.8 | 3   | 0  | 2   | 1   | 0   | 4   | 6.5  |     |
| at #10/11 Louisville     | 12/21/16 | *  | 12  | 0-2    | .000   | 0-1        | .000  | 2-2         | 1.000 | 3        | 4   | 7   | 5.9 | 3   | 0  | 0   | 2   | 1   | 2   | 6.1  |     |
| at Ole Miss              | 12/29/16 | *  | 14  | 1-2    | .500   | 0-0        | .000  | 0-0         | .000  | 1        | 2   | 3   | 5.7 | 3   | 2  | 0   | 2   | 1   | 2   | 5.8  |     |
| TEXAS A&M                | 01/03/17 | *  | 23  | 1-4    | .250   | 1-2        | .500  | 2-2         | 1.000 | 2        | 2   | 4   | 5.6 | 3   | 0  | 0   | 0   | 0   | 5   | 5.7  |     |
| ARKANSAS                 | 01/07/17 | *  | 12  | 1-2    | .500   | 0-1        | .000  | 1-2         | .500  | 1        | 3   | 4   | 5.5 | 3   | 0  | 2   | 2   | 0   | 3   | 5.5  |     |
| at Vanderbilt            | 01/10/17 | *  | 22  | 1-3    | .333   | 0-1        | .000  | 2-4         | .500  | 0        | 5   | 5   | 5.4 | 3   | 0  | 1   | 1   | 0   | 4   | 5.4  |     |
| AUBURN                   | 01/14/17 | *  | 29  | 2-8    | .250   | 2-3        | .667  | 0-4         | .000  | 5        | 11  | 16  | 6.1 | 3   | 0  | 0   | 2   | 1   | 6   | 5.5  |     |
| at Mississippi State     | 01/17/17 | *  | 24  | 5-5    | 1.000  | 3-3        | 1.000 | 0-1         | .000  | 3        | 5   | 8   | 6.2 | 3   | 2  | 1   | 3   | 1   | 13  | 5.9  |     |
| #24/24 SOUTH CAROLINA    | 01/21/17 | *  | 27  | 4-9    | .444   | 3-8        | .375  | 0-0         | .000  | 1        | 4   | 5   | 6.1 | 1   | 2  | 0   | 1   | 1   | 11  | 6.2  |     |
| at Tennessee             | 01/24/17 | *  | 28  | 1-6    | .167   | 0-3        | .000  | 0-2         | .000  | 0        | 9   | 9   | 6.3 | 3   | 1  | 2   | 2   | 0   | 2   | 6.0  |     |
| #21/1 KANSAS             | 01/28/17 | *  | 14  | 0-3    | .000   | 0-3        | .000  | 0-0         | .000  | 0        | 2   | 2   | 6.0 | 1   | 0  | 1   | 0   | 1   | 0   | 5.7  |     |
| GEORGIA                  | 01/31/17 |    | 28  | 3-8    | .375   | 1-2        | .500  | 0-1         | .000  | 5        | 1   | 6   | 6.0 | 3   | 0  | 0   | 1   | 0   | 7   | 5.7  |     |
| at #24/23 Florida        | 02/04/17 | *  | 13  | 2-2    | 1.000  | 1-1        | 1.000 | 0-2         | .000  | 1        | 4   | 5   | 6.0 | 5   | 0  | 0   | 1   | 0   | 5   | 5.7  |     |
| LSU                      | 02/07/17 | *  | 31  | 7-11   | .636   | 3-6        | .500  | 6-7         | .857  | 3        | 5   | 8   | 6.1 | 5   | 2  | 1   | 0   | 0   | 23  | 6.4  |     |
| at Alabama               | 02/11/17 | *  | 29  | 1-3    | .333   | 0-1        | .000  | 0-0         | .000  | 2        | 4   | 6   | 6.1 | 4   | 0  | 1   | 3   | 0   | 2   | 6.2  |     |
| TENNESSEE                | 02/14/17 | *  | 10  | 0-2    | .000   | 0-1        | .000  | 0-0         | .000  | 0        | 2   | 2   | 5.9 | 1   | 0  | 0   | 2   | 0   | 0   | 6.0  |     |
| at Georgia               | 02/18/17 | *  | 10  | 1-2    | .500   | 1-2        | .500  | 0-0         | .000  | 1        | 0   | 1   | 5.7 | 3   | 0  | 0   | 0   | 0   | 3   | 5.9  |     |
| Totals                   |          |    | 21  | 551    | 57-124 | .460       | 18-53 | .340        | 27-45 | .600     | 55  | 100 | 155 | 5.7 | 78 | 24  | 21  | 31  | 11  | 159  | 5.9 |

## SUPERLATIVES

| Season Stats   |   | Career Stats   |   |
|----------------|---|----------------|---|
| 10+ points     | 7 | 10+ points     | 7 |
| 20+ points     | 1 | 20+ points     | 1 |
| 3+ blocks      | 3 | 3+ blocks      | 3 |
| 3+ steals      | 1 | 3+ steals      | 1 |
| 10+ rebounds   | 2 | 10+ rebounds   | 2 |
| Double-doubles | 1 | Double-doubles | 1 |
| Dunks          | 5 | Dunks          | 5 |

## CAREER STATS

| Year    | GP-GS | Min-Avg  | FG-FGA | Pct  | 3FG-FGA | Pct  | FT-FTA | Pct  | Off-Def-Tot-Avg | PF-FO | Ast | TO | Blk | Stl | Pts | Avg |
|---------|-------|----------|--------|------|---------|------|--------|------|-----------------|-------|-----|----|-----|-----|-----|-----|
| 2016-17 | 27-21 | 551-20.4 | 57-124 | .460 | 18-53   | .340 | 27-45  | .600 | 55-100-155-5.7  | 78-2  | 24  | 21 | 31  | 11  | 159 | 5.9 |
| TOTAL   | 27-21 | 551-20.4 | 57-124 | .460 | 18-53   | .340 | 27-45  | .600 | 55-100-155-5.7  | 78-2  | 24  | 21 | 31  | 11  | 159 | 5.9 |



## DEREK WILLIS

35

Senior • Forward • 6-9 • Mt. Washington, Ky.  
Bullitt East • Communication

## BIO BLAST

- Has grabbed at least three rebounds in each of the last 10 games and 15 of the last 16
- Tied his career-high with 12 rebounds at Georgia, in addition to going 3 of 3 on FGs
- Went 4 of 7 from 3-point-range at home vs. Tennessee, starting off 4 of 4
- Has nine games this season in double-figures scoring, including a season-high 18 against Kansas. Made a season-high five 3s against KU
- Played a career-high 36 minutes vs. Georgia in Rupp, registering a career-high four assists
- Had hit at least one 3-pointer in nine consecutive games prior to the Vandy trip
- Enjoyed a breakout season during his junior campaign where he saw action in 32 games and made 11 starts
- Had career highs in points, points per game, blocks, assists, rebounds, rebounds per game, 3-pointers, field-goal percentage and minutes in 2015-16
- Averaged 7.7 points and 4.0 rebounds per game as a junior and hit 53 3-pointers on the season, which ranked third on the team
- Had a stretch of games last year where he hit at least one 3-pointer in 17 straight games
- Has Native American heritage from his mother's side of the family

## SEASON AVERAGES

|                       |      |
|-----------------------|------|
| Games played          | 27   |
| Minutes/game          | 20.3 |
| Points/game           | 7.2  |
| FG Pct                | 50.7 |
| 3FG Pct               | 39.8 |
| FT Pct                | 75.0 |
| Rebounds/game         | 4.8  |
| Assists/game          | 0.8  |
| Turnovers/game        | 0.8  |
| Assist/turnover ratio | 1.0  |
| Steals/game           | 0.7  |
| Blocks/game           | 0.8  |

## SEASON HIGHS

|              |  |
|--------------|--|
| Points       | 18, vs. KANSAS (1/28/17)                     |
| FG Made      | 6, three times, last vs. TENNESSEE (2/14/17) |
| FG Attempts  | 10, vs. TENNESSEE (2/14/17)                  |
| 3FG Made     | 5, vs. KANSAS (1/28/17)                      |
| 3FG Attempts | 7, vs. TENNESSEE (2/14/17)                   |
| FT Made      | 4, vs. SFA (11/11/16)                        |
| FT Attempts  | 4, twice, last vs. SOUTH CAROLINA (1/21/17)  |
| Rebounds     | 12, at Georgia (2/18/17)                     |
| Assists      | 4, vs. GEORGIA (1/31/17)                     |
| Steals       | 2, four times last, vs. TENNESSEE (2/14/17)  |
| Blocks       | 3, vs. SFA (11/11/16)                        |
| Minutes      | 36, vs. GEORGIA (1/31/17)                    |

## CAREER HIGHS

|              |  |
|--------------|--|
| Points       | 25, vs. TENNESSEE (2/18/16)                |
| FG Made      | 8, vs. TENNESSEE (2/18/16)                 |
| FG Attempts  | 12, vs. TENNESSEE (2/18/16)                |
| 3FG Made     | 7, vs. TENNESSEE (2/18/16)                 |
| 3FG Attempts | 11, vs. TENNESSEE (2/18/16)                |
| FT Made      | 8, vs. Georgia (3/12/16)                   |
| FT Attempts  | 8, vs. Georgia (3/12/16)                   |
| Rebounds     | 12, three times, last at Georgia (2/18/17) |
| Assists      | 4, vs. GEORGIA (1/31/17)                   |
| Steals       | 3, at Kansas (1/30/16)                     |
| Blocks       | 4, twice, last vs. Georgia (3/12/16)       |
| Minutes      | 36, vs. GEORGIA (1/31/17)                  |

## GAME-BY-GAME

| Opponent                 | Date     | gs | min | Total  |        | 3-Pointers |       | Free throws |       | Rebounds |     |     |     |     |    |     |     |     |     |      |
|--------------------------|----------|----|-----|--------|--------|------------|-------|-------------|-------|----------|-----|-----|-----|-----|----|-----|-----|-----|-----|------|
|                          |          |    |     | fg-fga | pct    | 3fg-fga    | pct   | ft-fa       | pct   | off      | def | tot | avg | pf  | a  | t/o | blk | stl | pts | avg  |
| STEPHEN F. AUSTIN        | 11/11/16 | *  | 31  | 5-7    | .714   | 1-3        | .333  | 4-4         | 1.000 | 1        | 4   | 5   | 5.0 | 1   | 2  | 0   | 3   | 1   | 15  | 15.0 |
| CANISIUS                 | 11/13/16 | *  | 16  | 1-2    | .500   | 0-1        | .000  | 0-0         | .000  | 0        | 2   | 2   | 3.5 | 0   | 0  | 1   | 0   | 2   | 8.5 |      |
| vs #13/13 Michigan State | 11/15/16 | *  | 16  | 0-1    | .000   | 0-0        | .000  | 0-0         | .000  | 0        | 2   | 2   | 3.0 | 1   | 3  | 1   | 0   | 1   | 0   | 5.7  |
| DUQUESNE                 | 11/20/16 |    | 15  | 1-4    | .250   | 1-4        | .250  | 2-2         | 1.000 | 0        | 3   | 3   | 3.0 | 3   | 1  | 0   | 2   | 2   | 5   | 5.5  |
| CLEVELAND STATE          | 11/23/16 | *  | 20  | 3-6    | .500   | 1-3        | .333  | 0-0         | .000  | 1        | 4   | 5   | 3.4 | 3   | 1  | 1   | 1   | 1   | 7   | 5.8  |
| UT-MARTIN                | 11/25/16 |    | 8   | 1-3    | .333   | 0-1        | .000  | 0-0         | .000  | 1        | 0   | 1   | 3.0 | 1   | 0  | 0   | 1   | 0   | 2   | 5.2  |
| vs Arizona State         | 11/28/16 |    | 16  | 4-6    | .667   | 1-3        | .333  | 2-2         | 1.000 | 1        | 5   | 6   | 3.4 | 1   | 1  | 1   | 1   | 1   | 11  | 6.0  |
| #11/9 UCLA               | 12/03/16 |    | 22  | 4-7    | .571   | 2-4        | .500  | 1-2         | .500  | 1        | 3   | 4   | 3.5 | 3   | 2  | 0   | 0   | 1   | 11  | 6.6  |
| VALPO                    | 12/07/16 |    | 15  | 5-9    | .556   | 2-5        | .400  | 0-0         | .000  | 3        | 1   | 4   | 3.6 | 1   | 0  | 2   | 0   | 1   | 12  | 7.2  |
| vs Hofstra               | 12/11/16 | *  | 23  | 3-7    | .429   | 2-4        | .500  | 0-0         | .000  | 2        | 6   | 8   | 4.0 | 0   | 2  | 0   | 1   | 2   | 8   | 7.3  |
| vs #7/6 North Carolina   | 12/17/16 |    | 19  | 1-2    | .500   | 1-2        | .500  | 0-0         | .000  | 0        | 1   | 1   | 3.7 | 1   | 0  | 1   | 0   | 1   | 3   | 6.9  |
| at #10/11 Louisville     | 12/21/16 |    | 28  | 2-7    | .286   | 1-5        | .200  | 1-2         | .500  | 3        | 6   | 9   | 4.2 | 1   | 1  | 1   | 0   | 1   | 6   | 6.8  |
| at Ole Miss              | 12/29/16 |    | 24  | 3-7    | .429   | 1-4        | .250  | 0-1         | .000  | 2        | 7   | 9   | 4.5 | 2   | 1  | 1   | 2   | 0   | 7   | 6.8  |
| TEXAS A&M                | 01/03/17 |    | 14  | 2-7    | .286   | 1-5        | .200  | 0-0         | .000  | 1        | 2   | 3   | 4.4 | 0   | 0  | 1   | 0   | 1   | 5   | 6.7  |
| ARKANSAS                 | 01/07/17 |    | 19  | 6-8    | .750   | 3-5        | .600  | 0-0         | .000  | 2        | 3   | 5   | 4.5 | 3   | 0  | 0   | 2   | 0   | 15  | 7.3  |
| at Vanderbilt            | 01/10/17 |    | 22  | 1-3    | .333   | 0-0        | .000  | 0-0         | .000  | 1        | 2   | 3   | 4.4 | 2   | 0  | 0   | 0   | 0   | 2   | 6.9  |
| AUBURN                   | 01/14/17 |    | 9   | 1-3    | .333   | 0-0        | .000  | 0-0         | .000  | 0        | 2   | 2   | 4.2 | 1   | 0  | 1   | 0   | 0   | 2   | 6.6  |
| at Mississippi State     | 01/17/17 |    | 18  | 5-6    | .833   | 3-4        | .750  | 0-0         | .000  | 0        | 5   | 5   | 4.3 | 3   | 0  | 2   | 0   | 0   | 13  | 7.0  |
| #24/24 SOUTH CAROLINA    | 01/21/17 |    | 29  | 4-8    | .500   | 1-3        | .333  | 3-4         | .750  | 1        | 6   | 7   | 4.4 | 0   | 1  | 2   | 1   | 0   | 12  | 7.3  |
| at Tennessee             | 01/24/17 |    | 22  | 1-5    | .200   | 0-3        | .000  | 2-3         | .667  | 4        | 3   | 7   | 4.6 | 3   | 0  | 2   | 0   | 4   | 7.1 |      |
| #2/1 KANSAS              | 01/28/17 |    | 25  | 6-7    | .857   | 5-6        | .833  | 1-2         | .500  | 0        | 6   | 6   | 4.6 | 1   | 0  | 1   | 2   | 0   | 18  | 7.6  |
| GEORGIA                  | 01/31/17 | *  | 36  | 1-4    | .250   | 1-4        | .250  | 0-0         | .000  | 0        | 5   | 5   | 4.6 | 4   | 4  | 0   | 0   | 2   | 3   | 7.4  |
| at #24/23 Florida        | 02/04/17 |    | 18  | 1-3    | .333   | 0-1        | .000  | 0-0         | .000  | 0        | 5   | 5   | 4.7 | 3   | 0  | 0   | 1   | 2   | 7.2 |      |
| LSU                      | 02/07/17 |    | 14  | 0-4    | .000   | 0-3        | .000  | 2-2         | 1.000 | 1        | 3   | 4   | 4.6 | 0   | 1  | 1   | 0   | 0   | 2   | 7.0  |
| at Alabama               | 02/11/17 |    | 12  | 2-3    | .667   | 1-2        | .500  | 0-0         | .000  | 1        | 3   | 4   | 4.6 | 0   | 1  | 0   | 0   | 0   | 5   | 6.9  |
| TENNESSEE                | 02/14/17 |    | 28  | 6-10   | .600   | 4-7        | .571  | 0-0         | .000  | 1        | 2   | 3   | 4.5 | 2   | 1  | 0   | 0   | 2   | 16  | 7.2  |
| at Georgia               | 02/18/17 |    | 30  | 3-3    | 1.000  | 1-1        | 1.000 | 0-0         | .000  | 4        | 8   | 12  | 4.8 | 1   | 0  | 2   | 0   | 1   | 7   | 7.2  |
| Totals                   |          |    | 6   | 549    | 72-142 | .507       | 33-83 | .398        | 18-24 | .750     | 31  | 99  | 130 | 4.8 | 41 | 22  | 21  | 18  | 195 | 7.2  |

## SUPERLATIVES

| Season Stats   | Career Stats |
|----------------|--------------|
| 10+ points     | 9            |
| 20+ points     | -            |
| 3+ blocks      | 1            |
| 3+ assists     | 2            |
| 10+ rebounds   | 1            |
| Double-doubles | -            |
| Dunks          | 9            |
| 10+ points     | 13           |
| 20+ points     | 1            |
| 3+ blocks      | 4            |
| 3+ assists     | 3            |
| 10+ rebounds   | 3            |
| Double-doubles | 2            |
| Dunks          | 21           |

## CAREER STATS

| Year    | GP-GS | Min-Avg   | FG-FGA  | Pct  | 3FG-FGA | Pct  | FT-FTA | Pct   | Off-Def-Tot-Avg | PF-F  | Ast | TO | Blk | Stl | Pts | Avg |
|---------|-------|-----------|---------|------|---------|------|--------|-------|-----------------|-------|-----|----|-----|-----|-----|-----|
| 2013-14 | 14-0  | 39-2.8    | 3-9     | .333 | 1-6     | .167 | 9-12   | .750  | 1-7-8-0.6       | 0-0   | 0   | 4  | 0   | 1   | 16  | 1.1 |
| 2014-15 | 19-0  | 75-3.9    | 7-18    | .389 | 5-15    | .333 | 6-6    | 1.000 | 5-9-14-0.7      | 5-0   | 5   | 8  | 3   | 2   | 25  | 1.3 |
| 2015-16 | 32-11 | 596-18.6  | 81-168  | .482 | 53-120  | .442 | 32-36  | .889  | 30-97-127-4.0   | 55-2  | 12  | 22 | 24  | 21  | 247 | 7.7 |
| 2016-17 | 27-6  | 549-20.3  | 72-142  | .507 | 33-83   | .398 | 18-24  | .750  | 31-99-130-4.8   | 41-0  | 22  | 21 | 21  | 18  | 195 | 7.2 |
| TOTAL   | 92-17 | 1259-13.7 | 163-337 | .484 | 92-224  | .411 | 65-78  | .833  | 67-212-279-3.0  | 101-2 | 39  | 55 | 48  | 42  | 483 | 5.3 |

#2/4 Kentucky 87, Stephen F. Austin 64  
Nov. 11, 2016 | Lexington, Ky.

## STEPHEN F. AUSTIN 64 • 0-1

| #      | Player            | Total  |        | 3-Ptr  |        | Rebounds |     | PF | TP | A  | TO | Bk | Stl | Min |
|--------|-------------------|--------|--------|--------|--------|----------|-----|----|----|----|----|----|-----|-----|
|        |                   | FG-FGA | FG-FGA | FT-FTA | FT-FTA | Off      | Def |    |    |    |    |    |     |     |
| 03     | Gilmore III, Leon | 6-12   | 0-4    | 0-2    | 0-2    | 7        | 11  | 3  | 12 | 1  | 4  | 1  | 1   | 27  |
| 22     | Holyfield, TJ     | 2-2    | 1-1    | 0-0    | 0-0    | 1        | 0   | 1  | 5  | 0  | 2  | 1  | 0   | 9   |
| 04     | Charles, Ty       | 1-7    | 0-4    | 0-0    | 0-0    | 3        | 3   | 3  | 2  | 2  | 7  | 0  | 2   | 26  |
| 11     | Canete, Ivan      | 2-5    | 0-1    | 3-4    | 0-1    | 1        | 1   | 3  | 7  | 1  | 2  | 0  | 1   | 20  |
| 12     | Cameron, Dallas   | 3-5    | 1-3    | 1-2    | 0-2    | 2        | 2   | 1  | 8  | 3  | 2  | 0  | 0   | 28  |
| 00     | Augustin, Aaron   | 1-1    | 0-0    | 0-0    | 0-0    | 2        | 2   | 3  | 2  | 1  | 0  | 0  | 0   | 11  |
| 01     | Harris, Kevon     | 0-0    | 0-0    | 0-0    | 0-0    | 1        | 0   | 1  | 3  | 0  | 0  | 0  | 0   | 10  |
| 05     | Huntley, Josh     | 0-2    | 0-0    | 0-0    | 0-0    | 0        | 0   | 5  | 0  | 1  | 1  | 0  | 0   | 6   |
| 10     | Traylor, Isaiah   | 4-8    | 2-4    | 5-6    | 1-2    | 3        | 1   | 15 | 0  | 2  | 1  | 1  | 1   | 17  |
| 23     | Bain, Nathan      | 1-3    | 1-2    | 2-2    | 1-0    | 1        | 0   | 5  | 0  | 0  | 1  | 0  | 0   | 8   |
| 24     | Nieminen, Samuli  | 2-5    | 0-0    | 0-0    | 0-0    | 2        | 0   | 2  | 4  | 0  | 3  | 1  | 1   | 17  |
| 32     | Grujic, Jovan     | 1-2    | 0-0    | 2-3    | 2-1    | 3        | 1   | 4  | 4  | 0  | 4  | 0  | 0   | 21  |
| Team   |                   |        |        |        |        | 2        |     | 4  |    | 6  |    |    |     |     |
| Totals |                   | 23-52  | 5-19   | 13-19  | 14     | 22       | 36  | 32 | 64 | 10 | 28 | 5  | 6   | 200 |

FG % 1st Half: 11-23 47.8% 2nd half: 12-29 41.4% Game: 23-52 44.2%  
3FG % 1st Half: 3-9 33.3% 2nd half: 2-10 20.0% Game: 5-19 26.3%  
FT % 1st Half: 7-10 70.0% 2nd half: 6-9 66.7% Game: 13-19 68.4%

## Kentucky 87 • 1-0

| #      | Player               | Total  |        | 3-Ptr  |        | Rebounds |     | PF | TP | A  | TO | Bk | Stl | Min |
|--------|----------------------|--------|--------|--------|--------|----------|-----|----|----|----|----|----|-----|-----|
|        |                      | FG-FGA | FG-FGA | FT-FTA | FT-FTA | Off      | Def |    |    |    |    |    |     |     |
| 03     | Adebayo, Edrice      | 1-1    | 0-0    | 3-7    | 1      | 0        | 1   | 4  | 5  | 1  | 1  | 0  | 1   | 15  |
| 35     | Willis, Derek        | 5-7    | 1-3    | 4-4    | 1      | 4        | 5   | 1  | 15 | 2  | 0  | 3  | 1   | 31  |
| 00     | Fox, De'Aaron        | 3-9    | 0-2    | 6-6    | 2      | 2        | 4   | 3  | 12 | 12 | 3  | 0  | 3   | 30  |
| 05     | Monk, Malik          | 4-14   | 1-6    | 1-1    | 0      | 0        | 0   | 3  | 10 | 1  | 1  | 1  | 1   | 20  |
| 13     | Briscoe, Isaiah      | 6-11   | 1-3    | 4-7    | 0      | 1        | 1   | 2  | 17 | 1  | 4  | 0  | 1   | 31  |
| 01     | Killeya-Jones, Sacha | 0-1    | 0-0    | 0-0    | 1      | 2        | 3   | 0  | 0  | 0  | 2  | 1  | 0   | 9   |
| 11     | Mulder, Mychal       | 3-4    | 2-3    | 0-0    | 0      | 0        | 0   | 1  | 8  | 0  | 0  | 0  | 0   | 6   |
| 14     | Wynyard, Tai         | 0-0    | 0-0    | 0-0    | 0      | 0        | 0   | 1  | 0  | 0  | 0  | 0  | 0   | 2   |
| 15     | Humphries, Isaac     | 4-8    | 0-0    | 1-2    | 4      | 4        | 8   | 0  | 9  | 1  | 1  | 3  | 3   | 19  |
| 20     | Calipari, Brad       | 0-0    | 0-0    | 0-0    | 0      | 0        | 0   | 0  | 0  | 0  | 0  | 0  | 0   | 2   |
| 25     | Hawkins, Dominique   | 0-1    | 0-0    | 1-2    | 0      | 0        | 0   | 2  | 1  | 3  | 1  | 0  | 0   | 17  |
| 32     | Gabriel, Wenyen      | 5-6    | 0-1    | 0-1    | 0      | 2        | 2   | 2  | 10 | 0  | 0  | 0  | 2   | 18  |
| Team   |                      |        |        |        |        | 2        |     | 4  |    |    |    |    |     |     |
| Totals |                      | 31-62  | 5-18   | 20-30  | 11     | 17       | 28  | 19 | 87 | 21 | 13 | 8  | 12  | 200 |

FG % 1st Half: 18-36 50.0% 2nd half: 13-26 50.0% Game: 31-62 50.0%  
3FG % 1st Half: 2-10 20.0% 2nd half: 3-8 37.5% Game: 5-18 27.8%  
FT % 1st Half: 10-14 71.4% 2nd half: 10-16 62.5% Game: 20-30 66.7%

Officials: Joe Lindsay, Vladimir Voyard-Tadal, Rusty Phillips  
Technical fouls: STEPHEN F. AUSTIN-Traylor, Isaiah. Kentucky-None.  
Attendance: 22683

| Score by periods  | 1st | 2nd | Total |
|-------------------|-----|-----|-------|
| STEPHEN F. AUSTIN | 32  | 32  | 64    |
| Kentucky          | 48  | 39  | 87    |

Last FG - SFA 2nd-00:21, UK 2nd-01:08.  
Largest lead - SFA by 11-19:01, UK by 27-2nd-04:58.  
SFA led for 00:30. UK led for 39:04. Game was tied for 00:26.

Score tied - 0 times.  
Lead changed - 2 times.

#2/4 Kentucky 93, Canisius 69  
Nov. 13, 2016 | Lexington, Ky.

## CANISIUS 69 • 0-1

| #      | Player              | Total  |        | 3-Ptr  |        | Rebounds |     | PF | TP | A  | TO | Bk | Stl | Min |
|--------|---------------------|--------|--------|--------|--------|----------|-----|----|----|----|----|----|-----|-----|
|        |                     | FG-FGA | FG-FGA | FT-FTA | FT-FTA | Off      | Def |    |    |    |    |    |     |     |
| 02     | Crumpton, Jermaine  | 4-9    | 0-2    | 5-7    | 1      | 1        | 2   | 4  | 13 | 0  | 0  | 0  | 2   | 26  |
| 22     | Valenti, Phil       | 6-12   | 0-2    | 0-0    | 3      | 4        | 7   | 2  | 12 | 2  | 6  | 0  | 1   | 36  |
| 01     | Johnson, Malik      | 2-4    | 1-1    | 1-2    | 1      | 1        | 2   | 3  | 6  | 1  | 2  | 0  | 0   | 30  |
| 04     | Douse, Kiefer       | 1-4    | 0-0    | 0-0    | 1      | 3        | 4   | 3  | 2  | 2  | 0  | 1  | 1   | 16  |
| 05     | Robertson, Kassius  | 5-15   | 2-10   | 4-5    | 0      | 4        | 4   | 1  | 16 | 2  | 3  | 0  | 0   | 35  |
| 03     | Dixon-Green, Martin | 1-3    | 0-0    | 0-0    | 1      | 3        | 4   | 3  | 2  | 1  | 1  | 0  | 0   | 13  |
| 10     | Planincic, Selvedin | 0-0    | 0-0    | 0-0    | 1      | 0        | 1   | 3  | 0  | 0  | 1  | 0  | 0   | 3   |
| 11     | Atkinson, Chris     | 0-1    | 0-0    | 0-0    | 0      | 0        | 0   | 2  | 0  | 0  | 1  | 0  | 1   | 4   |
| 13     | Reese, Isaiah       | 3-8    | 0-4    | 0-0    | 0      | 4        | 4   | 4  | 6  | 1  | 1  | 0  | 3   | 16  |
| 14     | Foley, Spencer      | 2-3    | 0-1    | 0-0    | 1      | 0        | 1   | 1  | 4  | 0  | 0  | 0  | 0   | 6   |
| 23     | St. Louis, Dantai   | 0-0    | 0-0    | 2-4    | 0      | 1        | 1   | 4  | 2  | 1  | 1  | 0  | 0   | 6   |
| 32     | Faulkner, Jibrael   | 2-3    | 1-1    | 1-2    | 2      | 0        | 2   | 0  | 6  | 1  | 1  | 0  | 0   | 9   |
| Team   |                     |        |        |        |        | 3        |     | 1  |    | 4  |    |    |     |     |
| Totals |                     | 26-62  | 4-21   | 13-20  | 14     | 22       | 36  | 30 | 69 | 11 | 18 | 1  | 8   | 200 |

FG % 1st Half: 16-35 45.7% 2nd half: 10-27 37.0% Game: 26-62 41.9%  
3FG % 1st Half: 3-14 21.4% 2nd half: 1-7 14.3% Game: 4-21 19.0%  
FT % 1st Half: 0-0 0.0% 2nd half: 13-20 65.0% Game: 13-20 65.0%

## Kentucky 93 • 2-0

| #      | Player               | Total  |        | 3-Ptr  |        | Rebounds |     | PF | TP | A  | TO | Bk | Stl | Min |
|--------|----------------------|--------|--------|--------|--------|----------|-----|----|----|----|----|----|-----|-----|
|        |                      | FG-FGA | FG-FGA | FT-FTA | FT-FTA | Off      | Def |    |    |    |    |    |     |     |
| 03     | Adebayo, Edrice      | 3-9    | 0-0    | 8-13   | 6      | 5        | 11  | 2  | 14 | 2  | 0  | 3  | 0   | 27  |
| 35     | Willis, Derek        | 1-2    | 0-1    | 0-0    | 0      | 2        | 2   | 0  | 2  | 0  | 1  | 1  | 0   | 16  |
| 00     | Fox, De'Aaron        | 6-13   | 0-3    | 9-9    | 1      | 3        | 4   | 1  | 21 | 3  | 2  | 0  | 0   | 33  |
| 05     | Monk, Malik          | 5-11   | 2-6    | 4-4    | 1      | 3        | 4   | 2  | 16 | 2  | 3  | 1  | 1   | 32  |
| 13     | Briscoe, Isaiah      | 9-13   | 0-0    | 3-4    | 0      | 5        | 5   | 3  | 21 | 2  | 1  | 1  | 0   | 32  |
| 01     | Killeya-Jones, Sacha | 1-1    | 0-0    | 1-4    | 1      | 3        | 4   | 1  | 3  | 0  | 1  | 0  | 1   | 7   |
| 10     | David, Jonny         | 0-0    | 0-0    | 0-2    | 0      | 0        | 0   | 0  | 0  | 0  | 0  | 0  | 0   | 2   |
| 11     | Mulder, Mychal       | 1-2    | 1-2    | 0-0    | 0      | 0        | 0   | 1  | 3  | 0  | 0  | 0  | 1   | 4   |
| 14     | Wynyard, Tai         | 0-0    | 0-0    | 0-0    | 0      | 1        | 1   | 0  | 0  | 0  | 1  | 0  | 0   | 3   |
| 15     | Humphries, Isaac     | 3-4    | 0-0    | 0-0    | 3      | 1        | 4   | 3  | 6  | 0  | 1  | 0  | 0   | 7   |
| 20     | Calipari, Brad       | 0-0    | 0-0    | 2-3    | 0      | 0        | 0   | 0  | 2  | 0  | 1  | 0  | 0   | 3   |
| 25     | Hawkins, Dominique   | 1-2    | 0-1    | 0-0    | 1      | 0        | 1   | 3  | 2  | 1  | 0  | 0  | 2   | 15  |
| 30     | Pulliam, Dillon      | 0-0    | 0-0    | 0-0    | 0      | 0        | 0   | 0  | 0  | 0  | 0  | 0  | 0   | 2   |
| 32     | Gabriel, Wenyen      | 1-4    | 1-3    | 0-0    | 2      | 1        | 3   | 3  | 3  | 0  | 0  | 0  | 0   | 17  |
| Team   |                      |        |        |        |        | 0        |     | 0  |    | 0  |    |    |     |     |
| Totals |                      | 31-61  | 4-16   | 27-39  | 15     | 24       | 39  | 19 | 93 | 10 | 10 | 7  | 4   | 200 |

FG % 1st Half: 15-33 45.5% 2nd half: 16-28 57.1% Game: 31-61 50.8%  
3FG % 1st Half: 0-7 0.0% 2nd half: 4-9 44.4% Game: 4-16 25.0%  
FT % 1st Half: 14-20 70.0% 2nd half: 13-19 68.4% Game: 27-39 69.2%

Officials: Doug Simmons, Bryon Jarrett, Sean Casey  
Technical fouls: CANISIUS-None. Kentucky-None.  
Attendance: 22009

| Score by periods | 1st | 2nd | Total |
|------------------|-----|-----|-------|
| CANISIUS         | 35  | 34  | 69    |
| Kentucky         | 44  | 49  | 93    |

| Points   | In | Off | 2nd | Fast | Bench |
|----------|----|-----|-----|------|-------|
| CANISIUS | 34 | 11  | 15  | 0    | 20    |
| UK       | 46 | 29  | 13  | 14   | 19    |

Last FG - CAN 2nd-00:31, UK 2nd-02:21.  
Largest lead - CAN by 7-11:16:42, UK by 30-2nd-01:37.  
CAN led for 09:42. UK led for 27:07. Game was tied for 03:11.

Score tied - 9 times.  
Lead changed - 6 times.

#2/2 Kentucky 69, #13/13 Michigan State 48  
Nov. 15, 2016 | New York

## Kentucky 69

| #      | Player               | Total  |        | 3-Ptr  |        | Rebounds |     | PF | TP | A  | TO | Bk | Stl | Min |
|--------|----------------------|--------|--------|--------|--------|----------|-----|----|----|----|----|----|-----|-----|
|        |                      | FG-FGA | FG-FGA | FT-FTA | FT-FTA | Off      | Def |    |    |    |    |    |     |     |
| 03     | ADEBAYO, EDRICE      | 2-3    | 0-0    | 2-3    | 1      | 4        | 5   | 4  | 6  | 0  | 5  | 2  | 0   | 26  |
| 35     | Willis, Derek        | 0-1    | 0-0    | 0-0    | 0      | 2        | 2   | 1  | 0  | 3  | 1  | 2  | 0   | 16  |
| 00     | FOX, DE'AARON        | 3-10   | 0-2    | 6-6    | 0      | 4        | 4   | 2  | 12 | 6  | 3  | 1  | 1   | 29  |
| 05     | MONK, MALIK          | 8-17   | 7-11   | 0-0    | 0      | 6        | 6   | 1  | 23 | 1  | 2  | 0  | 0   | 34  |
| 13     | Briscoe, Isaiah      | 8-18   | 0-3    | 5-5    | 2      | 2        | 4   | 1  | 21 | 2  | 1  | 0  | 1   | 35  |
| 01     | KILLEYA-JONES, SACHA | 0-1    | 0-0    | 0-2    | 0      | 0        | 0   | 1  | 0  | 0  | 1  | 0  | 0   | 4   |
| 11     | Mulder, Mychal       | 0-1    | 0-1    | 0-0    | 0      | 0        | 0   | 0  | 0  | 0  | 1  | 0  | 0   | 2   |
| 14     | Wynyard, Tai         | 0-0    | 0-0    | 0-0    | 0      | 2        | 2   | 0  | 0  | 0  | 0  | 0  | 0   | 2   |
| 15     | Humphries, Isaac     | 0-3    | 0-0    | 0-0    | 1      | 4        | 5   | 2  | 0  | 1  | 1  | 1  | 2   | 13  |
| 20     | Calipari, Brad       | 0-1    | 0-1    | 0-0    | 0      | 0        | 0   | 0  | 0  | 0  | 0  | 0  | 0   | 2   |
| 25     | Hawkins, Dominique   | 1-3    | 0-2    | 1-2    | 1      | 1        | 2   | 1  | 3  | 2  | 0  | 0  | 1   | 13  |
| 32     | Gabriel, Wenyen      | 1-2    | 0-1    | 2-2    | 3      | 3        | 6   | 3  | 4  | 2  | 0  | 1  | 3   | 24  |
| Team   |                      |        |        |        |        | 1        |     | 3  |    | 4  |    |    |     |     |
| Totals |                      | 23-60  | 7-21   | 16-20  | 9      | 31       | 40  | 16 | 69 | 17 | 14 | 8  | 8   | 200 |

FG % 1st Half: 11-29 37.9% 2nd half: 12-31 38.7% Game: 23-60 38.3%  
3FG % 1st Half: 4-11 36.4% 2nd half: 3-10 30.0% Game: 7-21 33.3%  
FT % 1st Half: 8-9 88.9% 2nd half: 8-11 72.7% Game: 16-20 80.0%

## #13/13 Michigan State 48

# #1/1 Kentucky 101, Cleveland State 70 Nov. 23, 2016 | Lexington, Ky.

## CLEVELAND STATE 70 • 1-3

| #                    | Player             | Total  |                 | 3-Ptr  |             | Rebounds |       |    | PF | TP | A  | TO | Blk | Stl      | Min |
|----------------------|--------------------|--------|-----------------|--------|-------------|----------|-------|----|----|----|----|----|-----|----------|-----|
|                      |                    | FG-FGA | FG-FGA          | FT-FTA | Off         | Def      | Tot   |    |    |    |    |    |     |          |     |
| 00                   | Sloan, Derek       | 1-3    | 0-1             | 2-2    | 0           | 1        | 4     | 5  | 4  | 0  | 3  | 0  | 0   | 16       |     |
| 01                   | Carpenter, Kenny   | 1-5    | 0-1             | 2-2    | 0           | 1        | 1     | 1  | 4  | 0  | 2  | 0  | 0   | 12       |     |
| 03                   | Edwards, Rob       | 12-21  | 2-7             | 2-2    | 1           | 3        | 4     | 0  | 28 | 2  | 2  | 0  | 0   | 32       |     |
| 04                   | Wright, Anthony    | 2-5    | 0-1             | 0-1    | 0           | 3        | 3     | 3  | 4  | 1  | 1  | 1  | 1   | 21       |     |
| 05                   | Blount, Jibri      | 2-4    | 0-1             | 2-2    | 0           | 3        | 3     | 4  | 6  | 0  | 3  | 0  | 0   | 22       |     |
| 12                   | Thomas, Kasheem    | 0-2    | 0-1             | 0-0    | 0           | 0        | 0     | 0  | 0  | 0  | 3  | 0  | 0   | 14       |     |
| 13                   | Maxwell, Nelson    | 1-2    | 1-1             | 0-0    | 0           | 1        | 1     | 1  | 3  | 2  | 0  | 0  | 2   | 5        |     |
| 20                   | Word, Bobby        | 4-11   | 3-8             | 3-4    | 0           | 3        | 3     | 4  | 14 | 1  | 3  | 0  | 0   | 25       |     |
| 21                   | Hasbargen, Tim     | 0-1    | 0-1             | 0-0    | 0           | 1        | 1     | 0  | 0  | 0  | 0  | 0  | 0   | 5        |     |
| 22                   | Clayborne, Evan    | 0-1    | 0-0             | 0-2    | 2           | 3        | 5     | 5  | 0  | 0  | 1  | 0  | 0   | 19       |     |
| 23                   | Hairston, Jamarcus | 2-6    | 0-4             | 3-4    | 2           | 1        | 3     | 2  | 7  | 1  | 0  | 0  | 1   | 19       |     |
| 55                   | Levitt, Daniel     | 0-3    | 0-1             | 0-0    | 1           | 0        | 1     | 2  | 0  | 0  | 0  | 0  | 1   | 10       |     |
|                      | Team               |        |                 |        | 4           | 2        | 6     |    |    |    | 1  |    |     |          |     |
| Totals               |                    | 25-64  | 6-27            | 14-19  | 11          | 25       | 36    | 27 | 70 | 7  | 19 | 1  | 5   | 200      |     |
| FG % 1st Half: 14-29 |                    | 48.3%  | 2nd half: 11-35 | 31.4%  | Game: 25-64 |          | 39.1% |    |    |    |    |    |     | Deadball |     |
| 3FG % 1st Half: 3-10 |                    | 30.0%  | 2nd half: 3-17  | 17.6%  | Game: 6-27  |          | 22.2% |    |    |    |    |    |     | Rebound  |     |
| FT % 1st Half: 4-6   |                    | 66.7%  | 2nd half: 10-13 | 76.9%  | Game: 14-19 |          | 73.7% |    |    |    |    |    |     | 2.1      |     |

FG % 1st Half: 14-29 48.3% 2nd half: 11-35 31.4% Game: 25-64 39.1%  
 3FG % 1st Half: 3-10 30.0% 2nd half: 3-17 17.6% Game: 6-27 22.2%  
 FT % 1st Half: 4-6 66.7% 2nd half: 10-13 76.9% Game: 14-19 73.7%

## Kentucky 101 • 5-0

| #                          | Player               | Total  |        | 3-Ptr  |       | Rebounds |     |    | PF | TP  | A  | TO | Blk | Stl | Min |
|----------------------------|----------------------|--------|--------|--------|-------|----------|-----|----|----|-----|----|----|-----|-----|-----|
|                            |                      | FG-FGA | FG-FGA | FT-FTA | Off   | Def      | Tot |    |    |     |    |    |     |     |     |
| 03                         | Adebayo, Edrice      | f      | 5-8    | 0-0    | 4-4   | 2        | 5   | 7  | 4  | 14  | 2  | 1  | 0   | 0   | 26  |
| 35                         | Willis, Derek        | f      | 3-6    | 1-3    | 0-0   | 1        | 4   | 5  | 3  | 7   | 1  | 1  | 1   | 1   | 20  |
| 00                         | Fox, De'Aaron        | g      | 6-15   | 0-2    | 4-7   | 0        | 4   | 4  | 1  | 16  | 11 | 2  | 1   | 2   | 33  |
| 05                         | Monk, Malik          | g      | 8-12   | 4-6    | 3-5   | 0        | 3   | 3  | 1  | 23  | 4  | 3  | 0   | 2   | 30  |
| 25                         | Hawkins, Dominique   | g      | 0-0    | 0-0    | 0-0   | 0        | 1   | 1  | 1  | 0   | 0  | 0  | 0   | 1   | 6   |
| 01                         | Killeya-Jones, Sacha |        | 1-2    | 0-0    | 3-5   | 0        | 2   | 2  | 0  | 5   | 0  | 0  | 1   | 0   | 11  |
| 10                         | David, Jonny         |        | 0-1    | 0-0    | 0-0   | 0        | 0   | 0  | 0  | 0   | 0  | 0  | 0   | 0   | 3   |
| 11                         | Mulder, Mychal       |        | 5-10   | 3-7    | 0-0   | 2        | 0   | 2  | 1  | 13  | 0  | 2  | 1   | 0   | 22  |
| 14                         | Wynyard, Tai         |        | 2-2    | 0-0    | 0-1   | 1        | 2   | 3  | 0  | 4   | 0  | 0  | 0   | 0   | 4   |
| 15                         | Humphries, Isaac     |        | 4-6    | 0-0    | 1-1   | 5        | 4   | 9  | 3  | 9   | 1  | 2  | 0   | 0   | 11  |
| 20                         | Calipari, Brad       |        | 0-3    | 0-3    | 0-0   | 0        | 0   | 0  | 0  | 0   | 0  | 1  | 1   | 0   | 8   |
| 32                         | Gabriel, Wenyen      |        | 4-8    | 1-3    | 1-3   | 4        | 6   | 10 | 4  | 10  | 6  | 1  | 1   | 0   | 26  |
| Team                       |                      |        |        |        |       | 1        | 0   | 1  |    |     |    |    |     |     |     |
| Totals                     |                      |        | 38-73  | 9-24   | 16-26 | 16       | 31  | 47 | 18 | 101 | 25 | 13 | 6   | 6   | 200 |
| FG % 1st Half: 21-37 56.8% |                      |        |        |        |       |          |     |    |    |     |    |    |     |     |     |
| 3FG % 1st Half: 7-12 58.3% |                      |        |        |        |       |          |     |    |    |     |    |    |     |     |     |
| FT % 1st Half: 7-13 53.8%  |                      |        |        |        |       |          |     |    |    |     |    |    |     |     |     |
| 2nd half: 17-36 47.2%      |                      |        |        |        |       |          |     |    |    |     |    |    |     |     |     |
| 2nd half: 2-12 16.7%       |                      |        |        |        |       |          |     |    |    |     |    |    |     |     |     |
| Game: 38-73 52.1%          |                      |        |        |        |       |          |     |    |    |     |    |    |     |     |     |
| Game: 9-24 37.5%           |                      |        |        |        |       |          |     |    |    |     |    |    |     |     |     |
| Game: 16-26 61.5%          |                      |        |        |        |       |          |     |    |    |     |    |    |     |     |     |
| Deadball Rebound           |                      |        |        |        |       |          |     |    |    |     |    |    |     |     |     |

FG % 1st Half: 21-37 56.8% 2nd half: 17-36 47.2% Game: 38-73 52.1%  
 3FG % 1st Half: 7-12 58.3% 2nd half: 2-12 16.7% Game: 9-24 37.5%  
 FT % 1st Half: 7-13 53.8% 2nd half: 9-13 69.2% Game: 16-26 61.5%

Officials: Karl Hess, Antino Petty, Rob Rorke  
 Technical fouls: CLEVELAND STATE-None. Kentucky-None.  
 Attendance: 22441

| Score by periods | 1st | 2nd | Total |
|------------------|-----|-----|-------|
| CLEVELAND STATE  | 35  | 35  | 70    |
| Kentucky         | 56  | 45  | 101   |

Last FG - CSU 2nd-00:24, UK 2nd-00:28.  
 Largest lead - CSU None, UK by 41 2nd-06:00.  
 CSU led for 00:00. UK led for 39:44. Game was tied for 00:16.

| Points | In | Off | 2nd | Fast | Bench |
|--------|----|-----|-----|------|-------|
| CSU    | 20 | 13  | 13  | 6    | 70    |
| UK     | 52 | 29  | 25  | 12   | 41    |

Score tied - 0 times.  
 Lead changed - 0 times.

# #1/1 Kentucky 111, UT Martin 76 Nov. 25, 2016 | Lexington, Ky.

## UT MARTIN 76 • 5-2

| #                    | Player           | Total  |                 | 3-Ptr  |             | Rebounds |       |     | PF       | TP | A  | TO | Blk | Stl | Min |
|----------------------|------------------|--------|-----------------|--------|-------------|----------|-------|-----|----------|----|----|----|-----|-----|-----|
|                      |                  | FG-FGA | FG-FGA          | FT-FTA | FT-FTA      | Off      | Def   | Tot |          |    |    |    |     |     |     |
| 00                   | Jackson, Jalen   | 1-2    | 0-1             | 3-4    | 0           | 0        | 0     | 1   | 5        | 2  | 0  | 0  | 0   | 1   | 5   |
| 01                   | Butler, Matthew  | 6-15   | 2-8             | 1-1    | 0           | 0        | 3     | 3   | 2        | 15 | 4  | 6  | 0   | 0   | 31  |
| 02                   | Mobley, Jacobly  | 6-16   | 2-8             | 0-0    | 0           | 2        | 1     | 3   | 3        | 14 | 4  | 1  | 0   | 1   | 33  |
| 03                   | Bailey, Dante    | 1-2    | 1-1             | 0-0    | 0           | 0        | 1     | 1   | 1        | 3  | 1  | 1  | 0   | 0   | 10  |
| 04                   | Edwards, Kedar   | 5-11   | 3-6             | 0-0    | 0           | 2        | 2     | 4   | 1        | 13 | 3  | 3  | 1   | 0   | 28  |
| 05                   | Fofana, Mike     | 0-2    | 0-1             | 4-4    | 0           | 0        | 0     | 0   | 3        | 4  | 0  | 1  | 0   | 0   | 12  |
| 10                   | Rowe, Chandler   | 1-2    | 1-1             | 3-6    | 1           | 1        | 1     | 2   | 4        | 6  | 0  | 3  | 1   | 2   | 17  |
| 12                   | Lewis, Fatodd    | 0-4    | 0-0             | 0-2    | 0           | 1        | 1     | 1   | 2        | 0  | 0  | 1  | 0   | 0   | 21  |
| 21                   | London, Mark     | 1-1    | 0-0             | 0-1    | 0           | 1        | 1     | 1   | 3        | 2  | 0  | 0  | 0   | 0   | 7   |
| 22                   | Beaufort, Kahari | 1-4    | 0-1             | 1-1    | 0           | 1        | 1     | 1   | 1        | 3  | 0  | 0  | 0   | 0   | 7   |
| 25                   | Martinez, Javier | 5-7    | 0-0             | 1-1    | 0           | 4        | 4     | 4   | 11       | 0  | 1  | 0  | 0   | 2   | 28  |
| 44                   | Detlev, Nick     | 0-0    | 0-0             | 0-0    | 0           | 0        | 0     | 0   | 0        | 0  | 0  | 0  | 0   | 0   | 1   |
| Team                 |                  |        |                 |        |             | 6        |       | 0   |          |    |    |    |     |     |     |
| Totals               |                  | 27-66  | 9-27            | 13-20  | 11          | 15       | 26    | 25  | 76       | 15 | 17 | 2  | 8   | 200 |     |
| FG % 1st Half: 16-33 |                  | 48.5%  | 2nd half: 11-33 | 33.3%  | Game: 27-66 |          | 40.9% |     | Deadball |    |    |    |     |     |     |
| 3FG % 1st Half: 4-12 |                  | 33.3%  | 2nd half: 5-15  | 33.3%  | Game: 9-21  |          | 33.3% |     | Rebounds |    |    |    |     |     |     |
| FT % 1st Half: 2-2   |                  | 100.0  | 2nd half: 11-18 | 61.1%  | Game: 13-20 |          | 65.0% |     | 3.1      |    |    |    |     |     |     |

FG % 1st Half: 16-33 48.5% 2nd half: 11-33 33.3% Game: 27-66 40.9%  
 3FG % 1st Half: 4-12 33.3% 2nd half: 5-15 33.3% Game: 9-27 33.3%  
 FT % 1st Half: 2-2 100.0% 2nd half: 11-18 61.1% Game: 13-20 65.0%

## Kentucky 111 • 6-0

| #   | Player               | Total  |        | 3-Ptr  | Rebounds |     |     | PF | TP  | A  | TO | Blk | Stl | Min |
|---|----------------------|--------|--------|--------|----------|-----|-----|----|-----|----|----|-----|-----|-----|
|   |                      | FG-FGA | FG-FGA | FT-FTA | Off      | Def | Tot |    |     |    |    |     |     |     |
| 03  | Adebayo, Edrice      | 5-10   | 0-0    | 5-8    | 8        | 4   | 12  | 0  | 15  | 0  | 1  | 1   | 0   | 25  |
| 32  | Gabriel, Wenyen      | 4-6    | 1-1    | 6-6    | 2        | 4   | 6   | 4  | 15  | 1  | 2  | 0   | 0   | 28  |
| 00  | Fox, De'Aaron        | 7-12   | 0-3    | 2-4    | 1        | 5   | 6   | 2  | 16  | 5  | 4  | 0   | 3   | 28  |
| 05  | Monk, Malik          | 10-17  | 2-8    | 4-4    | 0        | 2   | 2   | 2  | 26  | 7  | 2  | 0   | 1   | 29  |
| 25  | Hawkins, Dominique   | 1-5    | 0-2    | 4-4    | 2        | 2   | 4   | 0  | 6   | 9  | 1  | 0   | 1   | 32  |
| 01  | Killeya-Jones, Sacha | 6-8    | 0-0    | 0-0    | 1        | 3   | 4   | 3  | 12  | 0  | 1  | 1   | 0   | 13  |
| 10  | David, Jonny         | 0-0    | 0-0    | 0-0    | 0        | 0   | 0   | 0  | 0   | 0  | 1  | 0   | 0   | 1   |
| 11  | Mulder, Mychal       | 4-5    | 4-5    | 0-0    | 0        | 2   | 3   | 12 | 1   | 1  | 0  | 0   | 2   | 15  |
| 14  | Wynyard, Tai         | 0-1    | 0-0    | 0-0    | 1        | 1   | 2   | 0  | 1   | 0  | 0  | 0   | 0   | 3   |
| 15  | Humphries, Isaac     | 3-5    | 0-0    | 1-1    | 2        | 1   | 3   | 2  | 7   | 0  | 0  | 2   | 0   | 12  |
| 20  | Calipari, Brad       | 0-2    | 0-2    | 0-0    | 0        | 0   | 0   | 1  | 0   | 0  | 0  | 0   | 0   | 5   |
| 30  | Pulliam, Dillon      | 0-0    | 0-0    | 0-0    | 0        | 0   | 0   | 0  | 0   | 0  | 0  | 0   | 0   | 1   |
| 35  | Willis, Derek        | 1-3    | 0-1    | 0-0    | 1        | 0   | 1   | 1  | 2   | 0  | 0  | 1   | 0   | 8   |
| Team  |                      |        |        |        | 1        | 5   | 6   |    |     |    |    |     |     |     |
| Totals  |                      | 41-74  | 7-22   | 22-29  | 19       | 29  | 48  | 18 | 111 | 24 | 12 | 5   | 7   | 200 |
| FG % 1st Half: 18-33 54.5% 2nd half: 23-41 56.1% Game: 41-74 55.4% Deadball |                      |        |        |        |          |     |     |    |     |    |    |     |     |     |
| FT % 1st Half: 4-13 30.8% 2nd half: 3-9 33.3% Game: 7-22 31.8% Rebound      |                      |        |        |        |          |     |     |    |     |    |    |     |     |     |
| 3FG % 1st Half: 13-17 76.5% 2nd half: 9-12 75.0% Game: 22-29 75.9% 5.3      |                      |        |        |        |          |     |     |    |     |    |    |     |     |     |

FG % 1st Half: 18-33 54.5% 2nd half: 23-41 56.1% Game: 41-74 55.4%  
 3FG % 1st Half: 4-13 30.8% 2nd half: 3-9 33.3% Game: 7-22 31.8%  
 FT % 1st Half: 13-17 76.5% 2nd half: 9-12 75.0% Game: 22-29 75.9%

Officials: Joe Lindsay, Ron Groover, K.B. Burdett, Jr.  
 Technical fouls: UT MARTIN-None. Kentucky-None.  
 Attendance: 23324

| Score by periods | 1st | 2nd | Total |
|------------------|-----|-----|-------|
| UT MARTIN        | 38  | 38  | 76    |
| Kentucky         | 53  | 58  | 111   |

Last FG - UTM 2nd-01:13, UK 2nd-01:00.  
 Largest lead - UTM by 3 1st-18:53, UK by 48 2nd-08:46.  
 UTM led for 02:01. UK led for 36:49. Game was tied for 01:07.

| Points | In | Off | 2nd | Fast | Bench |
|--------|----|-----|-----|------|-------|
| UTM    | 28 | 16  | 6   | 10   | 76    |
| UK     | 54 | 29  | 20  | 16   | 33    |

Score tied - 0 times.  
 Lead changed - 3 times.

# #1/1 Kentucky 115, Arizona State 69 Nov. 28, 2016 | Paradise Island, Bahamas

## ARIZONA STATE 69 • 4-3

| #                    | Player            | Total  |                 | 3-Ptr  |        | Rebounds    |     | PF    | TP | A  | TO | Blk | Stl | Min |          |
|----------------------|-------------------|--------|-----------------|--------|--------|-------------|-----|-------|----|----|----|-----|-----|-----|----------|
|                      |                   | FG-FGA | FG-FGA          | FT-FTA | FT-FTA | Off         | Def |       |    |    |    |     |     |     | Tot      |
| 05                   | Oleka, Obinna     | f      | 6-9             | 0-1    | 2-2    | 4           | 7   | 11    | 3  | 14 | 3  | 1   | 2   | 1   | 33       |
| 00                   | Holder, Tra       | f      | 5-13            | 1-2    | 1-1    | 1           | 1   | 2     | 0  | 12 | 2  | 0   | 0   | 2   | 32       |
| 03                   | Cunliffe, Sam     | g      | 4-16            | 3-8    | 3-6    | 0           | 4   | 4     | 3  | 14 | 1  | 2   | 0   | 1   | 31       |
| 04                   | Graham, Torian    | g      | 4-16            | 0-6    | 4-4    | 1           | 2   | 3     | 1  | 12 | 2  | 0   | 0   | 0   | 32       |
| 11                   | Evans II, Shannon | g      | 4-12            | 2-5    | 1-2    | 0           | 3   | 3     | 2  | 11 | 6  | 5   | 1   | 0   | 32       |
| 22                   | Witherill, Austin |        | 0-0             | 0-0    | 0-0    | 0           | 0   | 0     | 0  | 0  | 0  | 0   | 0   | 0   | 1        |
| 33                   | Vila, Ramon       |        | 0-0             | 0-0    | 0-0    | 0           | 1   | 1     | 4  | 0  | 0  | 0   | 0   | 0   | 13       |
| 42                   | Tshisumpa, Jethro |        | 0-1             | 0-0    | 0-0    | 2           | 2   | 4     | 5  | 0  | 0  | 1   | 0   | 0   | 4        |
| 44                   | Justice, Kodi     |        | 2-6             | 2-4    | 0-0    | 0           | 2   | 2     | 3  | 6  | 1  | 2   | 0   | 0   | 22       |
| Team                 |                   |        |                 |        |        |             | 3   | 0     | 3  |    |    |     |     |     |          |
| Totals               |                   |        | 25-73           | 8-26   | 11-15  | 11          | 22  | 33    | 21 | 69 | 15 | 13  | 4   | 4   | 200      |
| FG % 1st Half: 12-35 |                   | 34.3%  | 2nd half: 13-38 |        | 34.2%  | Game: 25-73 |     | 34.2% |    |    |    |     |     |     | Deadball |
| 3Pt % 1st Half: 1-7  |                   | 25.3%  | 2nd half: 2-9   |        | 22.2%  | Game: 8-26  |     | 30.8% |    |    |    |     |     |     | Rebounds |
| FT % 1st Half: 0-0   |                   | 0.0%   | 2nd half: 11-15 |        | 73.3%  | Game: 11-15 |     | 73.3% |    |    |    |     |     |     |          |

FG % 1st Half: 12-35 34.3% 2nd half: 13-38 34.2% Game: 25-73 34.2%  
 3FG % 1st Half: 6-17 35.3% 2nd half: 2-9 22

## #6/7 Kentucky 87, Valparaiso 63

### Dec. 7, 2016 | Lexington, Ky.

#### VALPO 63 • 7-2

| #      | Player          | Total  |        | 3-Ptr  |        | Rebounds |     |     | PF | TP | A TO Blk Stl |    |     |     | Min |
|--------|-----------------|--------|--------|--------|--------|----------|-----|-----|----|----|--------------|----|-----|-----|-----|
|        |                 | FG-FGA | FG-FGA | FT-FTA | FT-FTA | Off      | Def | Tot |    |    | A            | TO | Blk | Stl |     |
| 23     | Adekoya, Jubril | r      | 2-4    | 1-2    | 2-3    | 0        | 6   | 6   | 4  | 7  | 0            | 5  | 0   | 3   | 28  |
| 25     | Peters, Alec    | r      | 9-20   | 1-2    | 4-4    | 4        | 4   | 8   | 1  | 23 | 0            | 1  | 0   | 0   | 33  |
| 02     | Walker, Tevonn  | g      | 3-7    | 0-1    | 2-4    | 2        | 3   | 5   | 4  | 8  | 1            | 2  | 0   | 1   | 31  |
| 11     | Hammink, Shane  | g      | 2-9    | 1-3    | 3-4    | 2        | 1   | 3   | 2  | 8  | 3            | 2  | 1   | 2   | 29  |
| 05     | Williams, Lexus | g      | 1-5    | 0-1    | 0-0    | 0        | 3   | 3   | 4  | 2  | 0            | 5  | 0   | 2   | 15  |
| 15     | Bradford, Micah |        | 2-10   | 0-4    | 0-0    | 0        | 1   | 1   | 1  | 4  | 1            | 0  | 0   | 0   | 15  |
| 03     | Joseph, Max     |        | 0-3    | 0-0    | 0-2    | 0        | 0   | 0   | 4  | 0  | 0            | 3  | 0   | 0   | 12  |
| 14     | Sorolla, Jaume  |        | 3-6    | 0-0    | 2-2    | 7        | 2   | 9   | 3  | 8  | 0            | 0  | 0   | 0   | 14  |
| 22     | Smits, Derrick  |        | 0-1    | 0-0    | 0-0    | 0        | 0   | 0   | 0  | 0  | 0            | 0  | 0   | 0   | 5   |
| 21     | Davidson, Nick  |        | 1-2    | 1-2    | 0-0    | 1        | 2   | 3   | 1  | 3  | 1            | 1  | 0   | 0   | 16  |
| 33     | Kiser, John     |        | 0-0    | 0-0    | 0-0    | 0        | 0   | 0   | 1  | 0  | 0            | 0  | 0   | 0   | 2   |
| Team   |                 |        |        |        |        | 2        | 1   | 3   |    |    |              |    |     |     |     |
| Totals |                 |        | 23-67  | 4-15   | 13-19  | 18       | 23  | 41  | 25 | 63 | 6            | 19 | 1   | 8   | 200 |

FG % 1st Half: 8-29 27.6% 2nd half: 15-38 39.5% Game: 23-67 34.3%  
 3FG % 1st Half: 2-7 28.6% 2nd half: 2-8 25.0% Game: 4-15 26.7%  
 FT % 1st Half: 6-12 50.0% 2nd half: 7-7 100.0% Game: 13-19 68.4%

#### Kentucky 87 • 8-1

| #      | Player               | Total  |        | 3-Ptr  |        | Rebounds |     |     | PF | TP | A TO Blk Stl |    |     |     | Min |
|--------|----------------------|--------|--------|--------|--------|----------|-----|-----|----|----|--------------|----|-----|-----|-----|
|        |                      | FG-FGA | FG-FGA | FT-FTA | FT-FTA | Off      | Def | Tot |    |    | A            | TO | Blk | Stl |     |
| 03     | Adebayo, Edrice      | r      | 5-9    | 0-0    | 6-8    | 3        | 4   | 7   | 2  | 16 | 0            | 3  | 1   | 1   | 29  |
| 32     | Gabriel, Wenyen      | r      | 1-3    | 0-1    | 1-1    | 1        | 5   | 6   | 4  | 3  | 1            | 2  | 3   | 0   | 19  |
| 00     | Fox, De'Aaron        | g      | 3-9    | 0-1    | 3-8    | 1        | 6   | 7   | 1  | 9  | 5            | 1  | 1   | 2   | 29  |
| 05     | Monk, Malik          | g      | 6-13   | 1-5    | 2-2    | 1        | 1   | 2   | 2  | 15 | 1            | 2  | 0   | 0   | 22  |
| 13     | Briscoe, Isaiah      | g      | 4-7    | 0-1    | 2-3    | 0        | 1   | 1   | 2  | 10 | 2            | 3  | 0   | 2   | 24  |
| 01     | Killeya-Jones, Sacha |        | 1-2    | 0-0    | 0-2    | 2        | 1   | 3   | 1  | 2  | 0            | 2  | 2   | 0   | 8   |
| 11     | Mulder, Mychal       |        | 4-10   | 1-5    | 0-0    | 4        | 3   | 7   | 1  | 9  | 2            | 0  | 1   | 0   | 16  |
| 15     | Humphries, Isaac     |        | 1-2    | 0-0    | 0-0    | 1        | 2   | 3   | 3  | 2  | 0            | 1  | 1   | 0   | 9   |
| 20     | Calipari, Brad       |        | 1-2    | 1-2    | 0-0    | 0        | 0   | 0   | 0  | 3  | 0            | 0  | 0   | 0   | 3   |
| 25     | Hawkins, Dominique   |        | 2-5    | 2-3    | 0-0    | 2        | 1   | 3   | 1  | 6  | 4            | 1  | 0   | 1   | 26  |
| 35     | Willis, Derek        |        | 5-9    | 2-5    | 0-0    | 3        | 1   | 4   | 1  | 12 | 0            | 2  | 0   | 1   | 15  |
| Team   |                      |        |        |        |        | 3        | 2   | 5   |    |    |              |    |     |     |     |
| Totals |                      |        | 33-71  | 7-23   | 14-24  | 21       | 27  | 48  | 18 | 87 | 15           | 17 | 9   | 7   | 200 |

FG % 1st Half: 18-38 47.4% 2nd half: 15-33 45.5% Game: 33-71 46.5%  
 3FG % 1st Half: 2-10 20.0% 2nd half: 5-13 38.5% Game: 7-23 30.4%  
 FT % 1st Half: 7-10 70.0% 2nd half: 7-14 50.0% Game: 14-24 58.3%

Officials: Pat Adams, Karl Hess, KB Burdett  
 Technical fouls: VALPO-None. Kentucky-None.  
 Attendance: 21805

| Score by periods | 1st | 2nd | Total |        |     |        |       |       |    |  |  |
|------------------|-----|-----|-------|--------|-----|--------|-------|-------|----|--|--|
| VALPO            | 24  | 39  | 63    | Points | In  | Off    | 2nd   | Fast  |    |  |  |
| Kentucky         | 45  | 42  | 87    | Paint  | T/O | Chance | Break | Bench |    |  |  |
|                  |     |     |       | VALPO  | 32  | 11     | 19    | 2     | 15 |  |  |
|                  |     |     |       | UK     | 46  | 19     | 20    | 18    | 34 |  |  |

Last FG - VALPO 2nd-01:06, UK 2nd-02:01.  
 Largest lead - VALPO None, UK by 34 2nd-10:14.  
 VALPO led for 00:00. UK led for 38:50. Game was tied for 01:10.

Score tied - 2 times.  
 Lead changed - 0 times.

## #6/7 Kentucky 96, Hofstra 73

### Dec. 11, 2016 | Brooklyn, N.Y.

#### Hofstra 73 • 6-5

| #      | Player            | Total  |        | 3-Ptr  |        | Rebounds |     |     | PF | TP | A TO Blk Stl |    |     |     | Min |
|--------|-------------------|--------|--------|--------|--------|----------|-----|-----|----|----|--------------|----|-----|-----|-----|
|        |                   | FG-FGA | FG-FGA | FT-FTA | FT-FTA | Off      | Def | Tot |    |    | A            | TO | Blk | Stl |     |
| 00     | GREER, Ty         | r      | 1-8    | 0-2    | 1-4    | 2        | 2   | 4   | 2  | 3  | 1            | 1  | 0   | 0   | 27  |
| 11     | GUSTYS, Rokas     | r      | 6-10   | 0-0    | 1-1    | 3        | 5   | 8   | 3  | 13 | 2            | 4  | 0   | 0   | 25  |
| 02     | POWERS, Deron     | g      | 4-15   | 1-5    | 9-11   | 1        | 4   | 5   | 2  | 18 | 5            | 2  | 0   | 0   | 38  |
| 05     | PEMBERTON, Eli    |        | 1-6    | 1-3    | 1-2    | 2        | 0   | 2   | 5  | 4  | 1            | 1  | 0   | 0   | 24  |
| 14     | BERNARDI, Brian   | g      | 1-6    | 1-5    | 4-5    | 0        | 2   | 2   | 0  | 7  | 2            | 1  | 0   | 0   | 31  |
| 03     | WRIGHT-FOREMAN, J |        | 4-9    | 1-3    | 5-6    | 0        | 4   | 4   | 1  | 14 | 0            | 1  | 0   | 0   | 17  |
| 24     | ROBINSON, Jamall  |        | 2-6    | 2-4    | 0-1    | 2        | 4   | 6   | 2  | 6  | 0            | 1  | 0   | 1   | 24  |
| 33     | SABETY, Hunter    |        | 1-2    | 0-0    | 2-4    | 3        | 4   | 7   | 4  | 4  | 1            | 2  | 1   | 0   | 10  |
| 44     | WALKER, Andre     |        | 2-3    | 0-0    | 0-0    | 1        | 0   | 1   | 1  | 4  | 0            | 1  | 0   | 0   | 4   |
| Team   |                   |        |        |        |        | 5        | 1   | 6   |    |    |              |    |     |     |     |
| Totals |                   |        | 22-65  | 6-22   | 23-37  | 19       | 26  | 45  | 20 | 73 | 12           | 14 | 1   | 1   | 200 |

FG % 1st Half: 10-29 34.5% 2nd half: 12-36 33.3% Game: 22-65 33.8%  
 3FG % 1st Half: 3-12 25.0% 2nd half: 3-10 30.0% Game: 6-22 27.3%  
 FT % 1st Half: 10-16 62.5% 2nd half: 13-21 61.9% Game: 23-37 62.2%

#### Kentucky 96 • 9-1

| #      | Player              | Total  |        | 3-Ptr  |        | Rebounds |     |     | PF | TP | A TO Blk Stl |    |     |     | Min |
|--------|---------------------|--------|--------|--------|--------|----------|-----|-----|----|----|--------------|----|-----|-----|-----|
|        |                     | FG-FGA | FG-FGA | FT-FTA | FT-FTA | Off      | Def | Tot |    |    | A            | TO | Blk | Stl |     |
| 03     | ADEBAYO, Edrice     | r      | 7-10   | 0-0    | 0-1    | 1        | 6   | 7   | 2  | 14 | 1            | 1  | 2   | 0   | 25  |
| 35     | WILLIS, Derek       | r      | 3-7    | 2-4    | 0-0    | 2        | 6   | 8   | 0  | 8  | 2            | 0  | 1   | 2   | 23  |
| 00     | FOX, De'Aaron       | g      | 5-8    | 0-1    | 5-5    | 0        | 5   | 5   | 3  | 15 | 2            | 2  | 0   | 0   | 24  |
| 05     | MONK, Malik         | g      | 7-16   | 4-10   | 2-2    | 1        | 0   | 1   | 4  | 20 | 4            | 0  | 1   | 0   | 29  |
| 13     | BRISCOE, Isaiah     | g      | 8-11   | 1-2    | 2-5    | 1        | 1   | 2   | 3  | 19 | 6            | 3  | 0   | 0   | 32  |
| 01     | KILLEA-JONES, Sacha |        | 2-4    | 0-0    | 0-0    | 2        | 0   | 2   | 3  | 4  | 0            | 0  | 2   | 1   | 9   |
| 11     | MULDER, Mychal      |        | 2-6    | 0-2    | 2-2    | 1        | 4   | 5   | 1  | 6  | 0            | 0  | 0   | 0   | 15  |
| 15     | HUMPHRIES, Isaac    |        | 1-4    | 0-0    | 1-1    | 1        | 2   | 3   | 2  | 3  | 1            | 0  | 2   | 0   | 13  |
| 20     | CALIPARI, Brad      |        | 0-1    | 0-1    | 0-0    | 0        | 0   | 0   | 0  | 2  | 0            | 0  | 0   | 0   | 3   |
| 25     | HAWKINS, Dominique  |        | 1-3    | 1-2    | 2-2    | 1        | 0   | 1   | 4  | 5  | 3            | 0  | 0   | 1   | 14  |
| 32     | GABRIEL, Wenyen     |        | 1-2    | 0-1    | 0-0    | 1        | 3   | 4   | 3  | 2  | 1            | 1  | 0   | 0   | 13  |
| Team   |                     |        |        |        |        | 1        | 2   | 3   |    |    |              |    |     |     |     |
| Totals |                     |        | 37-72  | 8-23   | 14-21  | 12       | 29  | 41  | 27 | 96 | 20           | 7  | 8   | 4   | 200 |

FG % 1st Half: 18-35 51.4% 2nd half: 19-37 51.4% Game: 37-72 51.4%  
 3FG % 1st Half: 5-13 38.5% 2nd half: 3-10 30.0% Game: 8-23 34.8%  
 FT % 1st Half: 7-11 63.6% 2nd half: 7-10 70.0% Game: 14-21 66.7%

Officials: Jamie Luckie, Antinio Petty, Lamar Simpson  
 Technical fouls: Hofstra-None. Kentucky-ADEBAYO, Edrice.  
 Attendance: 7514

BROOKLYN HOOPS Winter Festival - Game Two

| Score by periods | 1st | 2nd | Total |        |     |        |       |       |    |  |  |
|------------------|-----|-----|-------|--------|-----|--------|-------|-------|----|--|--|
| Hofstra          | 33  | 40  | 73    | Points | In  | Off    | 2nd   | Fast  |    |  |  |
| Kentucky         | 48  | 48  | 96    | Paint  | T/O | Chance | Break | Bench |    |  |  |
|                  |     |     |       | HOFSTR | 28  | 7      | 24    | 4     | 28 |  |  |
|                  |     |     |       | UK     | 48  | 23     | 7     | 14    | 20 |  |  |

Last FG - HOFSTRA 2nd-00:32, UK 2nd-02:55.  
 Largest lead - HOFSTRA None, UK by 31 2nd-06:42.  
 HOFSTRA led for 00:00. UK led for 39:33. Game was tied for 00:15.

Score tied - 0 times.  
 Lead changed - 0 times.

## #6/7 Kentucky 103, #7/6 North Carolina 100

### Dec. 17, 2016 | Las Vegas

#### Kentucky 103 • 10-1

| #      | Player               | Total  |        | 3-Ptr  |        | Rebounds |     |     | PF | TP  | A TO Blk Stl |    |     |     | Min |
|--------|----------------------|--------|--------|--------|--------|----------|-----|-----|----|-----|--------------|----|-----|-----|-----|
|        |                      | FG-FGA | FG-FGA | FT-FTA | FT-FTA | Off      | Def | Tot |    |     | A            | TO | Blk | Stl |     |
| 00     | Fox, De'Aaron        | *      | 9-21   | 0-2    | 6-7    | 0        | 4   | 4   | 1  | 24  | 10           | 2  | 0   | 2   | 35  |
| 03     | Adebayo, Edrice      | *      | 6-11   | 0-0    | 1-3    | 4        | 3   | 7   | 5  | 13  | 1            | 0  | 0   | 0   | 19  |
| 05     | Monk, Malik          | *      | 18-28  | 8-12   | 3-5    | 0        | 0   | 0   | 0  | 47  | 2            | 2  | 0   | 1   | 38  |
| 13     | Briscoe, Isaiah      | *      | 4-6    | 1-1    | 1-2    | 3        | 4   | 7   | 4  | 10  | 4            | 1  | 1   | 0   | 38  |
| 32     | Gabriel, Wenyen      | *      | 1-3    | 0-1    | 2-3    | 3        | 3   | 6   | 3  | 4   | 0            | 2  | 1   | 0   | 21  |
| 01     | Killeya-Jones, Sacha |        | 0-0    | 0-0    | 0-0    | 0        | 0   | 0   | 0  | 1   | 0            | 0  | 0   | 0   | 1   |
| 15     | Humphries, Isaac     |        | 1-3    | 0-0    | 0-1    | 2        | 3   | 5   | 3  | 2   | 0            | 1  | 0   | 0   | 20  |
| 25     | Hawkins, Dominique   |        | 0-0    | 0-0    | 0-0    | 0        | 2   | 2   | 2  | 0   | 2            | 0  | 0   | 0   | 9   |
| 35     | Willis, Derek        |        | 1-2    | 1-2    | 0-0    | 0        | 1   | 1   | 1  | 3   | 0            | 1  | 0   | 1   | 19  |
| Team   |                      |        |        |        |        | 3        | 4   | 7   |    |     |              |    |     |     |     |
| Totals |                      |        | 40-74  | 10-18  | 13-21  | 15       | 24  | 39  | 20 | 103 | 19           | 10 | 2   | 4   | 200 |

FG % 1st Half: 22-41 53.7% 2nd half: 18-33 54.5% Game: 40-74 54.1%  
 3FG % 1st Half: 5-11 45.5% 2nd half: 5-7 71.4% Game: 10-18 55.6%  
 FT % 1st Half: 7-11 63.6% 2nd half: 6-10 60.0% Game: 13-21 61.9%

#### #7/6 North Carolina 100 • 10-2

| #  | Player           | Total |       |        | 3-Ptr |     | Rebounds |    |     | PF | TP | A TO Blk Stl |     |     |    | Min |
|----|------------------|-------|-------|--------|-------|-----|----------|----|-----|----|----|--------------|-----|-----|----|-----|
|    |                  | FG-FA | FG-FA | FT-FTA | Off   | Def | Tot      | A  | TO  |    |    | Blk          | Stl |     |    |     |
| 00 | Nate Britt       | 0-3   | 0-1   | 0-0    | 0     | 0   | 0        | 1  | 0   | 1  | 1  | 1            | 0   | 0   | 14 |     |
| 02 | Joel Berry II    | 9-15  | 3-5   | 2-2    | 0     | 5   | 5        | 23 | 7   | 3  | 0  | 2            | 34  |     |    |     |
| 03 | Kennedy Meeks    | 5-7   | 0-0   | 2-3    | 2     | 5   | 7        | 5  | 12  | 0  | 2  | 1            | 0   | 20  |    |     |
| 04 | Isaiah Hicks     | 5-10  | 0-0   | 0-0    | 1     | 2   | 3        | 4  | 10  | 1  | 0  | 1            | 0   | 15  |    |     |
| 05 | Tony Bradley     | 1-5   | 0-0   | 6-6    | 2     | 2   | 4        | 3  | 8   | 1  | 0  | 1            | 0   | 15  |    |     |
| 14 | Brandon Robinson | 0-1   | 0-0   | 0-0    | 0     | 1   | 1        | 1  | 0   | 0  | 0  | 0            | 0   | 7   |    |     |
| 21 | Seventh Woods    | 0-0   | 0-0   | 0-0    | 0     | 0   | 0        | 1  | 0   | 0  | 2  | 0            | 0   | 4   |    |     |
| 24 | Kenny Williams   | 1-2   | 0-1   | 0-0    | 1     | 2   | 3        | 1  | 2   | 5  | 0  | 1            | 0   | 34  |    |     |
| 32 | Luke Maye        | 4-6   | 2-3   | 1-2    | 1     | 2   | 3        | 0  | 11  | 0  | 1  | 0            | 1   | 21  |    |     |
| 44 | Justin Jackson   | 10-17 | 4-7   | 10-15  | 0     | 5   | 5        | 0  | 34  | 3  | 0  | 0            | 1   | 36  |    |     |
|    | Team             |       |       |        | 3     | 1   | 4        | 1  |     |    |    |              |     |     |    |     |
|    | Totals           | 35-66 | 9-17  | 21-28  | 10    | 25  | 35       | 22 | 100 | 18 | 9  | 5            | 4   | 200 |    |     |

**#8/8 Kentucky 99, Ole Miss 76**  
**Dec. 29, 2016 | Oxford, Miss.**

**#6/6 Kentucky 100, Texas A&M 58**  
**Jan. 3, 2017 | Lexington, Ky.**

## Kentucky 99 • 11-2 1-0 SEC

| #  | Player               |   | Total  |        | 3-Ptr  |     | Rebounds |     | PF | TP | A  | T | Blk | Stl | Min |
|----|----------------------|---|--------|--------|--------|-----|----------|-----|----|----|----|---|-----|-----|-----|
|    |                      |   | FG-FGA | FG-FGA | FT-FTA | Off | Def      | Tot |    |    |    |   |     |     |     |
| 03 | Adebayo, Edrice      | f | 12-19  | 0-0    | 1-4    | 1   | 3        | 4   | 1  | 25 | 1  | 1 | 1   | 0   | 34  |
| 32 | Gabriel, Wenyen      | f | 1-2    | 0-0    | 0-0    | 1   | 2        | 3   | 2  | 2  | 0  | 2 | 0   | 1   | 14  |
| 00 | Fox, De'Aaron        | g | 3-10   | 0-2    | 1-3    | 0   | 5        | 5   | 2  | 7  | 7  | 1 | 0   | 3   | 23  |
| 05 | Momk, Malik          | f | 11-16  | 5-7    | 7-8    | 2   | 4        | 6   | 2  | 34 | 1  | 1 | 0   | 3   | 35  |
| 13 | Briscoe, Isaiah      | g | 6-14   | 1-1    | 6-6    | 3   | 7        | 10  | 2  | 19 | 11 | 2 | 0   | 1   | 36  |
| 01 | Killeja-Jones, Sacha | f | 0-0    | 0-0    | 0-0    | 0   | 0        | 0   | 0  | 0  | 0  | 0 | 0   | 0   | 0   |
| 11 | Mulder, Mychal       | f | 1-3    | 1-3    | 0-0    | 0   | 0        | 0   | 1  | 3  | 0  | 0 | 0   | 1   | 13  |
| 14 | Wynyard, Tai         | f | 0-0    | 0-0    | 0-0    | 0   | 0        | 0   | 1  | 0  | 0  | 0 | 0   | 0   | 2   |
| 15 | Humphries, Isaac     | f | 0-0    | 0-0    | 2-2    | 0   | 3        | 3   | 0  | 2  | 0  | 1 | 1   | 0   | 4   |
| 20 | Calipari, Brad       | f | 0-0    | 0-0    | 0-0    | 0   | 0        | 0   | 0  | 0  | 0  | 0 | 0   | 0   | 0   |
| 25 | Hawkins, Dominique   | f | 0-3    | 0-1    | 0-0    | 0   | 0        | 0   | 3  | 0  | 1  | 0 | 0   | 0   | 14  |
| 35 | Willis, Derek        | f | 3-7    | 1-4    | 0-1    | 2   | 7        | 9   | 2  | 7  | 1  | 1 | 2   | 0   | 24  |
|    | Team                 |   |        |        |        | 2   | 0        | 2   |    |    |    |   | 1   |     |     |

|                            |                       |                   |                             |
|----------------------------|-----------------------|-------------------|-----------------------------|
| FG % 1st Half: 24-39 61.5% | 2nd half: 13-35 37.1% | Game: 37-74 50.0% | Deadball<br>Rebounds<br>2,1 |
| 3FG % 1st Half: 5-8 62.5%  | 2nd half: 3-10 30.0%  | Game: 8-18 44.4%  |                             |
| FT % 1st Half: 7-10 70.0%  | 2nd half: 10-14 71.4% | Game: 17-24 70.8% |                             |

Ole Miss 76 • 9-4 0-1 SEC

| #  | Player                |   | Total  |        |        | 3-Ptr |     | Rebounds |    | PF | TP | A  | To | Bk | Stl | Min |
|----|-----------------------|---|--------|--------|--------|-------|-----|----------|----|----|----|----|----|----|-----|-----|
|    |                       |   | FG-FGA | FG-FG% | FT-FTA | Off   | Def | Total    |    |    |    |    |    |    |     |     |
| 05 | Hymon, Marcanvis      | f | 0-1    | 0-0    | 0-0    | 1     | 3   | 4        | 0  | 0  | 1  | 2  | 0  | 0  | 36  |     |
| 11 | Saiz, Sebastian       | f | 7-17   | 3-7    | 6-6    | 3     | 10  | 13       | 4  | 23 | 2  | 6  | 0  | 0  | 12  |     |
| 01 | Burnett, Deandre      | g | 7-15   | 0-3    | 5-6    | 0     | 2   | 2        | 2  | 19 | 6  | 3  | 0  | 0  | 31  |     |
| 02 | Nell, Cullen          | g | 0-1    | 0-1    | 0-0    | 0     | 3   | 3        | 3  | 0  | 1  | 4  | 0  | 0  | 17  |     |
| 03 | Davis, Terence        | g | 3-13   | 1-4    | 0-0    | 3     | 2   | 5        | 4  | 7  | 1  | 0  | 1  | 0  | 20  |     |
| 00 | Fitzpatrick-Dorsey, D |   | 0-1    | 0-0    | 0-0    | 0     | 0   | 0        | 0  | 0  | 0  | 0  | 0  | 0  | 5   |     |
| 04 | Tyree, Breen          |   | 2-3    | 0-1    | 0-0    | 0     | 4   | 4        | 3  | 4  | 3  | 1  | 0  | 0  | 20  |     |
| 14 | Brooks, Rasheed       |   | 4-16   | 2-6    | 5-5    | 2     | 1   | 3        | 0  | 15 | 0  | 0  | 0  | 0  | 27  |     |
| 32 | Morris, Nate          |   | 0-0    | 0-0    | 0-0    | 0     | 0   | 0        | 0  | 0  | 0  | 0  | 0  | 0  | 4   |     |
| 50 | Furman-Justus, Justus |   | 4-5    | 0-0    | 0-0    | 3     | 3   | 6        | 3  | 8  | 0  | 0  | 3  | 0  | 28  |     |
|    | Team                  |   |        |        |        | 2     | 3   | 5        |    |    |    |    |    |    |     |     |
|    | Totals                |   | 27-72  | 6-22   | 16-17  | 14    | 31  | 45       | 23 | 76 | 13 | 15 | 6  | 3  | 200 |     |

|                      |       |                 |       |             |       |                           |
|----------------------|-------|-----------------|-------|-------------|-------|---------------------------|
| FG % 1st Half: 14-41 | 34.1% | 2nd half: 13-31 | 41.9% | Game: 27-72 | 37.5% | Deadball<br>Rebounds<br>0 |
| 3FG % 1st Half: 2-10 | 20.0% | 2nd half: 4-12  | 33.3% | Game: 6-22  | 27.3% |                           |
| FT % 1st Half: 9-9   | 100.0 | 2nd half: 7-8   | 87.5% | Game: 16-17 | 94.1% |                           |

Officials: Joe Lindsay, Tony Henderson, Ted Valentine  
Technical fouls: Kentucky-None. Ole Miss-None.  
Attendance: 9086

|                         |            |            |              |        |          |         |            |            |       |
|-------------------------|------------|------------|--------------|--------|----------|---------|------------|------------|-------|
| <b>Score by periods</b> | <b>1st</b> | <b>2nd</b> | <b>Total</b> |        |          |         |            |            |       |
| Kentucky                | 60         | 39         | 99           | Points | In Paint | Off T/O | 2nd Chance | Fast Break | Bench |
| Ole Miss                | 39         | 37         | 76           | UK     | 58       | 21      | 14         | 20         | 12    |
|                         |            |            |              | OM     | 38       | 8       | 13         | 10         | 27    |

Last FG - UK 2nd-02:05, OM 2nd-00:47.  
Largest lead - UK by 28 2nd-02:25, OM by 2 1st-19:26.  
UK led for 38:23. OM led for 00:23. Game was tied for 01:14.

Texas A&M 58 • 8-5, 0-2

| #      | Player              |   | Total |      |        | 3-Ptr |     | Rebounds |     |     |     |    |    |    |    |     |     |     |
|--------|---------------------|---|-------|------|--------|-------|-----|----------|-----|-----|-----|----|----|----|----|-----|-----|-----|
|        |                     |   | FG    | FGA  | FG-FGA | FT    | FTA |          | Off | Def | Tot | PF | TP | A  | TO | Blk | Stl | Min |
| 01     | Hogg, DJ            | f | 1-7   | 1-3  | 0-0    |       |     | 1        | 3   | 4   | 0   | 3  | 2  | 7  | 0  | 0   | 28  |     |
| 02     | Miller, Tavarrio    | f | 1-2   | 0-0  | 1-2    |       |     | 1        | 2   | 3   | 3   | 3  | 1  | 2  | 0  | 0   | 15  |     |
| 03     | Davis, Tyler        | c | 4-6   | 0-0  | 5-6    |       |     | 1        | 1   | 2   | 3   | 13 | 2  | 7  | 1  | 0   | 24  |     |
| 03     | Gilder, Admon       | g | 5-13  | 2-3  | 1-3    |       |     | 2        | 4   | 6   | 5   | 13 | 2  | 1  | 0  | 2   | 29  |     |
| 12     | Collins, Chris      | g | 2-3   | 1-1  | 0-0    |       |     | 0        | 3   | 3   | 3   | 5  | 1  | 3  | 0  | 0   | 22  |     |
| 02     | Vila, Eric          |   | 0-0   | 0-0  | 2-2    |       |     | 1        | 0   | 1   | 1   | 2  | 1  | 0  | 0  | 0   | 10  |     |
| 05     | Hampton, JC         |   | 1-3   | 1-2  | 0-0    |       |     | 0        | 0   | 0   | 3   | 3  | 0  | 2  | 0  | 0   | 18  |     |
| 16     | Bocha-Mareles,Tonny |   | 2-5   | 1-3  |        |       |     | 1        | 3   | 3   | 6   | 2  | 0  | 0  | 0  | 0   | 26  |     |
| 03     | Smith, Caleb        |   | 1-2   | 0-1  | 0-0    |       |     | 0        | 0   | 0   | 0   | 0  | 0  | 0  | 0  | 0   | 7   |     |
| 03     | Carlton, Chase      |   | 0-0   | 0-0  | 0-0    |       |     | 1        | 1   | 1   | 0   |    | 1  | 0  | 0  | 0   | 4   |     |
| 44     | Williams, Robert    |   | 4-6   | 0-0  | 0-2    |       |     | 0        | 2   | 2   | 1   | 8  | 0  | 0  | 4  | 0   | 17  |     |
|        | Team                |   |       |      |        |       |     | 2        | 0   | 2   |     |    |    |    | 2  |     |     |     |
| Totals |                     |   | 21-47 | 6-13 | 10-17  |       |     | 9        | 19  | 28  | 23  | 58 | 12 | 25 | 7  | 2   | 200 |     |

|                 |       |       |           |       |       |       |       |       |                           |
|-----------------|-------|-------|-----------|-------|-------|-------|-------|-------|---------------------------|
| FG % 1st Half:  | 10-26 | 38.5% | 2nd half: | 11-21 | 52.4% | Game: | 21-47 | 44.7% | Deadball<br>Rebounds<br>4 |
| 3FG % 1st Half: | 3-6   | 50.0% | 2nd half: | 3-7   | 42.9% | Game: | 6-13  | 46.2% |                           |
| FT % 1st Half:  | 4-8   | 50.0% | 2nd half: | 6-9   | 66.7% | Game: | 10-17 | 58.8% |                           |

## Kentucky 100 • 12-2, 2-0

| #      | Player                |   | Total  |        |        | 3-Ptr  |        |        | Rebounds |     |    |    |    |    |     |     |     |     |  |  |
|--------|-----------------------|---|--------|--------|--------|--------|--------|--------|----------|-----|----|----|----|----|-----|-----|-----|-----|--|--|
|        |                       |   | FG-FGA | FG-FGA | FT-FTA | FG-FGA | FG-FGA | FT-FTA | Off      | Def | TP | PF | TP | A  | TO  | Blk | Stl | Min |  |  |
| 03     | Adebayo, Edrice       | f | 4-6    | 0-0    | 2-2    | 1      | 2      | 3      | 0        | 10  | 1  | 2  | 3  | 3  | 23  |     |     |     |  |  |
| 32     | Gabriel, Wenyen       | f | 1-4    | 1-2    | 2-2    | 2      | 2      | 4      | 5        | 3   | 0  | 0  | 0  | 0  | 23  |     |     |     |  |  |
| 05     | Fox, De'Aaron         | g | 5-9    | 0-0    | 5-8    | 0      | 1      | 5      | 0        | 15  | 6  | 3  | 0  | 2  | 28  |     |     |     |  |  |
| 08     | Monk, Malik           | g | 8-11   | 5-7    | 5-5    | 0      | 1      | 1      | 26       | 0   | 1  | 0  | 1  | 0  | 24  |     |     |     |  |  |
| 03     | Briscoe, Isaiah       | g | 5-9    | 3-3    | 0-0    | 1      | 0      | 1      | 3        | 13  | 7  | 0  | 0  | 1  | 28  |     |     |     |  |  |
| 01     | Killelea-Jones, Sacha |   | 1-3    | 0-0    | 0-0    | 2      | 0      | 2      | 0        | 2   | 0  | 1  | 0  | 0  | 6   |     |     |     |  |  |
| 10     | David, Jonny          |   | 1-1    | 1-1    | 2-2    | 0      | 0      | 0      | 0        | 2   | 0  | 0  | 0  | 0  | 2   |     |     |     |  |  |
| 11     | Mulder, Mychal        |   | 1-3    | 1-3    | 2-2    | 1      | 1      | 2      | 1        | 5   | 0  | 1  | 0  | 0  | 8   |     |     |     |  |  |
| 14     | Wynyard, Tai          |   | 0-0    | 0-0    | 0-0    | 0      | 0      | 0      | 0        | 2   | 0  | 0  | 0  | 0  | 4   |     |     |     |  |  |
| 15     | Humphries, Isaac      |   | 3-6    | 0-0    | 2-4    | 2      | 4      | 6      | 4        | 8   | 1  | 0  | 0  | 0  | 13  |     |     |     |  |  |
| 20     | Calipari, Brad        |   | 0-1    | 0-1    | 0-0    | 1      | 0      | 1      | 0        | 0   | 0  | 0  | 0  | 0  | 5   |     |     |     |  |  |
| 25     | Hawkins, Dominique    |   | 2-3    | 1-2    | 1-1    | 0      | 0      | 0      | 1        | 6   | 1  | 0  | 0  | 2  | 20  |     |     |     |  |  |
| 30     | Pulliam, Dillon       |   | 0-0    | 0-0    | 0-0    | 0      | 0      | 0      | 0        | 0   | 0  | 0  | 0  | 0  | 2   |     |     |     |  |  |
| 35     | Willis, Derek         |   | 2-7    | 1-5    | 0-0    | 1      | 2      | 3      | 0        | 5   | 0  | 1  | 0  | 1  | 14  |     |     |     |  |  |
|        | Team                  |   |        |        |        | 1      | 1      | 2      |          |     |    |    |    |    |     |     |     |     |  |  |
| Totals |                       |   | 33-63  | 13-25  | 21-26  | 13     | 17     | 30     | 16       | 100 | 16 | 9  | 3  | 10 | 200 |     |     |     |  |  |

|                      |       |                 |       |             |       |                             |
|----------------------|-------|-----------------|-------|-------------|-------|-----------------------------|
| FG % 1st Half: 17-30 | 56.7% | 2nd half: 16-33 | 48.5% | Game: 33-63 | 52.4% | Deadball<br>Rebounds<br>3,3 |
| 3FG % 1st Half: 5-9  | 55.6% | 2nd half: 8-16  | 50.0% | Game: 13-25 | 52.0% |                             |
| FT % 1st Half: 11-11 | 100.0 | 2nd half: 10-15 | 66.7% | Game: 21-26 | 80.8% |                             |

Officials: Anthony Jordan, Karl Hess, Bryon Jarrett  
Technical fouls: Texas A&M-None. Kentucky-None.  
Attendance: 23455

| Score by periods | 1st | 2nd | Total |            | In<br>Paint | Off<br>T/O | 2nd<br>Chance | Fast<br>Break | Bench    |
|------------------|-----|-----|-------|------------|-------------|------------|---------------|---------------|----------|
| Texas A&M        | 27  | 31  | 58    | Points     | 28          | 2          | 3             | 2             | 21       |
| Kentucky         | 50  | 50  | 100   | TAMU<br>UK | 34<br>35    | 2<br>21    | 3<br>15       | 2<br>15       | 21<br>31 |

Last FG - TAMU 2nd-00:07, UK 2nd-01:06.  
Largest lead - TAMU by 3 1st-19:17, UK by 47 2nd-01:06.  
TAMU led for 00:41. UK led for 38:00. Game was tied for 01:19.

## #6/6 Kentucky 97, Arkansas 71

**#6/6 Kentucky 87, Vanderbilt 81**  
**Jan. 10, 2017 | Nashville, Tenn.**

## Arkansas 71 • 12-3, 1-2

| #  | Player           |   | Total  |      | 3-Ptr  |  | Rebounds |    |     |     | PF  |    | TP |   | A |     | TO |   | Blk | Stl | Min |
|----|------------------|---|--------|------|--------|--|----------|----|-----|-----|-----|----|----|---|---|-----|----|---|-----|-----|-----|
|    |                  |   | FG-FGA |      | FG-FGA |  | FT-FTA   |    | Off | Def | Tot |    |    |   |   |     |    |   |     |     |     |
| 05 | Cook, Arlando    | f | 3-5    | 0-0  | 0-0    |  | 0        | 0  | 1   | 1   | 0   | 6  | 0  | 0 | 0 | 0   | 1  | 1 | 15  |     |     |
| 33 | Kingsley, Moses  | f | 4-8    | 1-1  | 5-5    |  | 1        | 6  | 7   | 4   | 14  | 2  | 2  | 1 | 1 | 33  |    |   |     |     |     |
| 03 | Hannahs, Dusty   | g | 2-12   | 0-5  | 2-2    |  | 0        | 1  | 1   | 4   | 6   | 2  | 0  | 0 | 0 | 22  |    |   |     |     |     |
| 04 | McGowan, Daryl   | f | 5-12   | 3-7  | 2-2    |  | 3        | 7  | 0   | 15  | 0   | 3  | 0  | 0 | 0 | 26  |    |   |     |     |     |
| 01 | Watkins, Manuale | g | 4-6    | 0-0  | 0-0    |  | 1        | 6  | 7   | 3   | 1   | 0  | 0  | 0 | 0 | 32  |    |   |     |     |     |
| 00 | Barford, Jaylen  |   | 6-9    | 0-1  | 2-3    |  | 3        | 1  | 4   | 4   | 14  | 0  | 5  | 0 | 0 | 17  |    |   |     |     |     |
| 01 | Thompson, Trey   |   | 0-2    | 0-0  | 4-4    |  | 1        | 3  | 4   | 4   | 4   | 2  | 0  | 2 | 1 | 20  |    |   |     |     |     |
| 02 | Bailey, Adrio    |   | 0-0    | 0-0  | 0-0    |  | 0        | 0  | 0   | 1   | 0   | 1  | 0  | 0 | 0 | 4   |    |   |     |     |     |
| 12 | Hazen, Brachen   |   | 0-0    | 0-0  | 0-0    |  | 0        | 0  | 0   | 0   | 0   | 0  | 0  | 0 | 0 | 1   |    |   |     |     |     |
| 13 | Thomas, Dustin   |   | 0-2    | 0-0  | 0-0    |  | 1        | 1  | 2   | 4   | 0   | 1  | 0  | 0 | 0 | 7   |    |   |     |     |     |
| 23 | Jones, CJ        |   | 0-0    | 0-0  | 0-0    |  | 0        | 0  | 0   | 0   | 0   | 0  | 0  | 0 | 0 | 1   |    |   |     |     |     |
| 31 | Beard, Anton     |   | 1-7    | 0-2  | 2-5    |  | 0        | 0  | 0   | 4   | 4   | 1  | 0  | 0 | 0 | 22  |    |   |     |     |     |
|    | Team             |   |        |      |        |  | 2        | 1  | 3   |     |     |    |    |   | 1 |     |    |   |     |     |     |
|    | Totals           |   | 25-63  | 4-16 | 17-21  |  | 9        | 20 | 29  | 31  | 71  | 11 | 8  | 3 | 3 | 200 |    |   |     |     |     |

|                      |       |                 |       |             |       |                            |
|----------------------|-------|-----------------|-------|-------------|-------|----------------------------|
| FG % 1st Half: 13-32 | 40.6% | 2nd half: 12-31 | 38.7% | Game: 25-63 | 39.7% | Deadball<br>Rebound<br>2,1 |
| 3FG % 1st Half: 2-7  | 28.6% | 2nd half: 2-9   | 22.2% | Game: 4-16  | 25.0% |                            |
| FT % 1st Half: 10-12 | 83.3% | 2nd half: 7-9   | 77.8% | Game: 17-21 | 81.0% |                            |

## Kentucky 97 • 13-2, 3-0

| #  | Player                | Total  |        |        | 3-Ptr  |        |        | Rebounds |     |     | PF |    |    | A |    |    | Stl | Min |
|----|-----------------------|--------|--------|--------|--------|--------|--------|----------|-----|-----|----|----|----|---|----|----|-----|-----|
|    |                       | FG-FGA | FG-FGA | FT-FTA | FG-FGA | FG-FGA | FT-FTA | Off      | Def | Tot | PF | TP | TP | A | To | Bk |     |     |
| 03 | Adebayo, Edrice       | f      | 3-5    | 0-0    | 5-10   | 4      | 3      | 7        | 2   | 11  | 1  | 1  | 1  | 1 | 1  | 1  | 33  |     |
| 02 | Frank, Wenyen         | f      | 1-2    | 0-0    | 1-2    | 1      | 3      | 4        | 3   | 3   | 0  | 0  | 2  | 2 | 0  | 0  | 12  |     |
| 30 | Fox, DeAaron          | g      | 10-16  | 0-0    | 7-7    | 6      | 6      | 2        | 27  | 6   | 2  | 2  | 6  | 2 | 1  | 1  | 36  |     |
| 05 | Monk, Malik           | g      | 4-10   | 0-5    | 4-6    | 1      | 1      | 4        | 12  | 1   | 1  | 4  | 12 | 1 | 0  | 1  | 27  |     |
| 13 | Brice, Isaiah         | g      | 4-11   | 0-1    | 7-9    | 3      | 5      | 8        | 2   | 15  | 1  | 2  | 0  | 0 | 0  | 0  | 36  |     |
| 01 | Killelea-Jones, Sacha | 0      | 0-0    | 0-0    | 2-2    | 0      | 2      | 2        | 0   | 2   | 1  | 0  | 0  | 0 | 0  | 0  | 2   |     |
| 10 | Davis, Jonny          | 0      | 0-0    | 0-0    | 0-0    | 0      | 0      | 0        | 0   | 0   | 0  | 0  | 0  | 0 | 0  | 0  | 0   | +   |
| 11 | Mulder, Mychal        | 0      | 2-3    | 2-3    | 0-0    | 0      | 1      | 1        | 2   | 6   | 0  | 0  | 0  | 0 | 0  | 0  | 9   |     |
| 14 | Wynyard, Tai          | 0      | 0-0    | 0-0    | 0-0    | 0      | 0      | 0        | 0   | 0   | 0  | 0  | 0  | 0 | 0  | 0  | 0   | 2   |
| 15 | Humphries, Isaac      | 0      | 1-1    | 0-0    | 2-4    | 2      | 2      | 4        | 0   | 4   | 0  | 0  | 0  | 0 | 0  | 0  | 7   |     |
| 20 | Calipari, Brad        | 0      | 0-0    | 0-0    | 0-0    | 0      | 0      | 0        | 0   | 0   | 0  | 0  | 0  | 0 | 0  | 0  | 0   | 2   |
| 25 | Hawkins, Dominique    | 0      | 1-4    | 0-2    | 0-0    | 0      | 2      | 2        | 2   | 2   | 1  | 1  | 1  | 0 | 0  | 0  | 15  |     |
| 30 | Pulliam, Dillon       | 0      | 0-0    | 0-0    | 0-0    | 0      | 0      | 0        | 0   | 0   | 0  | 0  | 0  | 0 | 0  | 0  | 0   | +   |
| 35 | Willis, Derek         | 0      | 6-8    | 3-5    | 0-0    | 2      | 3      | 5        | 3   | 15  | 0  | 0  | 0  | 2 | 0  | 0  | 19  |     |
|    | Team                  |        |        |        |        | 2      | 2      | 4        |     |     |    |    |    |   |    |    |     |     |
|    | Totals                |        | 32-60  | 5-19   | 28-40  | 15     | 29     | 44       | 20  | 97  | 13 | 9  | 5  | 3 | 5  | 3  | 200 |     |

|                 |       |       |           |       |       |       |       |       |                            |
|-----------------|-------|-------|-----------|-------|-------|-------|-------|-------|----------------------------|
| FG % 1st Half:  | 15-30 | 50.0% | 2nd half: | 17-30 | 56.7% | Game: | 32-60 | 53.3% | Deadball<br>Rebound<br>4.2 |
| 3FG % 1st Half: | 3-10  | 30.0% | 2nd half: | 2-9   | 22.2% | Game: | 5-19  | 26.3% |                            |
| FT % 1st Half:  | 8-12  | 66.7% | 2nd half: | 20-28 | 71.4% | Game: | 28-40 | 70.0% |                            |

Officials: Doug Shows, Terry Wymer, Alfred Smith  
Technical fouls: Arkansas-Barford, Jaylen. Kentucky  
Attendance: 24322

| Score by periods | 1st | 2nd | Total |
|------------------|-----|-----|-------|
| Arkansas         | 38  | 33  | 71    |
| Kentucky         | 41  | 56  | 97    |

Last FG - AR 2nd-01:24, UK 2nd-00:53. Score tied - 2 times.  
Largest lead - AR by 4 1st-08:04, UK by 26 2nd-00:21. Lead changed - 6 times.  
AR led for 03:21, UK led for 36:20. Game was tied for 00:19.

## Kentucky 87 • 14-2, 4-0 SEC

| #  | Player             | Total   |        | 3-Ptr  | Rebounds |     |       |    |    |   |    |    |     |     |
|----|--------------------|---------|--------|--------|----------|-----|-------|----|----|---|----|----|-----|-----|
|    |                    | FG-FGA  | FG-FG% | FT-FTA | Off      | Def | Total | PF | TP | A | TO | Bk | Stl | Min |
| 03 | Adebayo, Edrice    | f 3-4   | 0-0    | 8-10   | 3        | 4   | 7     | 4  | 14 | 0 | 1  | 0  | 0   | 30  |
| 32 | Gabriel, Wenyen    | f 1-3   | 0-1    | 2-4    | 0        | 5   | 5     | 3  | 4  | 0 | 1  | 1  | 0   | 22  |
| 00 | Fox, De'Aaron      | g 11-17 | 0-1    | 0-0    | 0        | 5   | 5     | 4  | 22 | 2 | 1  | 0  | 1   | 25  |
| 05 | Monk, Malik        | g 6-15  | 1-4    | 5-6    | 0        | 1   | 1     | 3  | 18 | 1 | 0  | 0  | 1   | 29  |
| 13 | Briscoe, Isaiah    | g 10-18 | 0-1    | 3-4    | 2        | 5   | 7     | 0  | 23 | 5 | 1  | 0  | 0   | 39  |
| 11 | Mulder, Mychal     | 1-3     | 0-2    | 0-0    | 0        | 2   | 2     | 2  | 2  | 0 | 1  | 0  | 0   | 16  |
| 15 | Humphries, Isaac   | 1-4     | 0-0    | 0-0    | 4        | 3   | 7     | 2  | 2  | 0 | 0  | 0  | 0   | 8   |
| 25 | Hawkins, Dominique | 0-0     | 0-0    | 0-0    | 0        | 0   | 0     | 3  | 0  | 0 | 1  | 0  | 0   | 9   |
| 35 | Willis, Derek      | 1-3     | 0-0    | 0-0    | 1        | 2   | 3     | 2  | 2  | 0 | 0  | 0  | 0   | 22  |
|    | Team               |         |        |        | 0        | 3   | 3     |    |    |   |    |    |     |     |
|    | Totals             | 34-67   | 1-9    | 18-24  | 10       | 30  | 40    | 23 | 87 | 8 | 6  | 1  | 2   | 200 |

|                      |       |                 |       |             |       |                             |
|----------------------|-------|-----------------|-------|-------------|-------|-----------------------------|
| FG % 1st Half: 18-34 | 52.9% | 2nd half: 16-33 | 48.5% | Game: 34-67 | 50.7% | Deadball<br>Rebounds<br>0.1 |
| 3FG % 1st Half: 1-5  | 20.0% | 2nd half: 0-4   | 0.0%  | Game: 1-9   | 11.1% |                             |
| FT % 1st Half: 8-10  | 80.0% | 2nd half: 10-14 | 71.4% | Game: 18-24 | 75.0% |                             |

## Vanderbilt 81 • 8-8, 2-2 SEC

|        |                      | Total |        |        | 3-Ptr  | Rebounds |     |    |    |    |    |    |     |     |     |
|--------|----------------------|-------|--------|--------|--------|----------|-----|----|----|----|----|----|-----|-----|-----|
| #      | Player               |       | FG-FGA | FG-FGA | FT-FTA | Off      | Def | TP | PF | TP | A  | TO | Blk | Stl | Min |
| 01     | ROBERSON, Jeff       | f     | 7-12   | 1-3    | 4-4    | 2        | 7   | 9  | 2  | 19 | 2  | 0  | 1   | 0   | 38  |
| 03     | KORNET, Luke         | c     | 5-11   | 3-7    | 3-3    | 1        | 7   | 8  | 4  | 16 | 1  | 0  | 0   | 1   | 32  |
| 01     | WILLIS, Payton       | g     | 1-2    | 0-1    | 2-2    | 0        | 1   | 1  | 4  | 4  | 0  | 1  | 0   | 1   | 11  |
| 05     | FISHER-DAVIS, Matthe | g     | 4-15   | 2-10   | 9-11   | 0        | 2   | 2  | 3  | 19 | 0  | 0  | 0   | 0   | 38  |
| 13     | LACHANCE, Riley      | g     | 6-11   | 2-6    | 5-8    | 0        | 6   | 6  | 0  | 19 | 4  | 4  | 0   | 0   | 32  |
| 02     | TOYE, Joe            |       | 1-1    | 0-0    | 0-2    | 1        | 2   | 3  | 1  | 2  | 1  | 0  | 0   | 0   | 12  |
| 12     | BAPTISTE, Djery      |       | 0-0    | 0-0    | 0-2    | 0        | 1   | 1  | 4  | 0  | 0  | 1  | 0   | 0   | 6   |
| 15     | BROWN, Clevon        |       | 0-0    | 0-0    | 0-0    | 0        | 0   | 0  | 1  | 0  | 0  | 0  | 0   | 0   | 2   |
| 24     | CRESSLER, Nolan      |       | 1-6    | 0-2    | 0-0    | 1        | 3   | 4  | 1  | 2  | 2  | 0  | 0   | 0   | 29  |
| Team   |                      |       |        |        |        | 0        | 0   | 0  |    |    |    | 1  |     |     |     |
| Totals |                      |       | 25-58  | 8-29   | 23-32  | 5        | 29  | 34 | 20 | 81 | 10 | 7  | 1   | 2   | 200 |

|                 |       |       |           |       |       |       |       |       |          |
|-----------------|-------|-------|-----------|-------|-------|-------|-------|-------|----------|
| FG % 1st Half:  | 12-28 | 42.9% | 2nd half: | 13-30 | 43.3% | Game: | 25-58 | 43.1% | Deadball |
| 3FG % 1st Half: | 4-15  | 26.7% | 2nd half: | 4-14  | 28.6% | Game: | 8-29  | 27.6% | Rebound: |
| FT % 1st Half:  | 13-17 | 76.5% | 2nd half: | 10-15 | 66.7% | Game: | 23-32 | 71.9% | 6        |

Officials: Olandis Poole, Joe Lindsay, Ron Groover  
Technical fouls: Kentucky-None. Vanderbilt-None.  
Attendance: 12707

| Score by periods | 1st | 2nd | Total | Points | In Paint | Off T/O | 2nd Chance | Fast Break | Bench |
|------------------|-----|-----|-------|--------|----------|---------|------------|------------|-------|
| Kentucky         | 45  | 42  | 87    | UK     | 46       | 11      | 9          | 8          | 6     |
| Vanderbilt       | 41  | 40  | 81    | VU     | 32       | 3       | 4          | 2          | 4     |

Last FG - UK 2nd-00:32, VU 2nd-00:18. Score tied - 7 times.  
Largest lead - UK by 9 1st-17:19, VU by 2 1st-12:57. Lead changed - 8 times.  
UK led for 33:23. VU led for 03:23. Game was tied for 03:14.



## #6/6 Kentucky 92, Auburn 72 Jan. 14, 2017 | Lexington, Ky.

### Auburn 72 • 11-6, 1-4

|    |                    |   | Total  | 3-Ptr  | Rebounds |     |     |     |    |    |   |    |     |     |     |
|----|--------------------|---|--------|--------|----------|-----|-----|-----|----|----|---|----|-----|-----|-----|
| #  | Player             |   | FG-FGA | FG-FGA | FT-FTA   | Off | Def | Tot | PF | TP | A | TO | Blk | Stl | Min |
| 50 | Wiley, Austin      | c | 3-4    | 0-0    | 0-0      | 2   | 1   | 3   | 5  | 6  | 0 | 1  | 0   | 0   | 12  |
| 01 | Harper, Jared      | g | 3-7    | 1-3    | 1-2      | 0   | 0   | 0   | 3  | 8  | 1 | 3  | 0   | 0   | 25  |
| 04 | Dunans, T.J.       |   | 10-20  | 2-3    | 1-2      | 0   | 2   | 2   | 4  | 23 | 1 | 3  | 0   | 1   | 36  |
| 05 | Heron, Mustapha    | g | 4-11   | 1-2    | 2-6      | 0   | 3   | 3   | 3  | 11 | 1 | 2  | 0   | 0   | 26  |
| 23 | Lang, TJ           | g | 3-5    | 3-4    | 0-2      | 1   | 1   | 2   | 3  | 9  | 0 | 0  | 1   | 0   | 21  |
| 00 | Spencer, Horace    |   | 2-3    | 0-0    | 0-0      | 2   | 2   | 4   | 3  | 4  | 0 | 1  | 0   | 0   | 22  |
| 02 | Brown, Bryce       |   | 2-6    | 2-4    | 0-0      | 0   | 3   | 3   | 3  | 6  | 1 | 1  | 1   | 0   | 27  |
| 12 | Smith, LaRon       |   | 0-0    | 0-0    | 0-0      | 0   | 2   | 2   | 3  | 0  | 1 | 1  | 0   | 0   | 9   |
| 24 | McLemore, Anfernee |   | 1-2    | 0-0    | 0-0      | 1   | 2   | 3   | 3  | 2  | 0 | 0  | 0   | 0   | 6   |
| 35 | Johnson, Ronnie    |   | 1-4    | 0-0    | 1-3      | 1   | 0   | 1   | 1  | 3  | 3 | 1  | 0   | 0   | 16  |
|    | Team               |   |        |        |          | 2   | 3   | 5   |    |    |   |    |     |     |     |
|    | Totals             |   | 29-62  | 9-16   | 5-15     | 9   | 19  | 28  | 31 | 72 | 8 | 13 | 2   | 1   | 200 |

FG % 1st Half: 17-34 50.0% 2nd half: 12-28 42.9% Game: 29-62 46.8% Deadball Rebounds 5  
 3FG % 1st Half: 4-7 57.1% 2nd half: 5-9 55.6% Game: 9-16 56.3%  
 FT % 1st Half: 1-2 50.0% 2nd half: 4-13 30.8% Game: 5-15 33.3%

### Kentucky 92 • 15-2,5-0

| #      | Player             | Total  |        | 3-Ptr  |       | Rebounds |     |    | PF | TP | A  | TO | Blk | Stl | Min |
|--------|--------------------|--------|--------|--------|-------|----------|-----|----|----|----|----|----|-----|-----|-----|
|        |                    | FG-FGA | FG-FGA | FT-FTA | Off   | Def      | Tot |    |    |    |    |    |     |     |     |
| 03     | Adebayo, Edrice    | f      | 4-5    | 0-0    | 7-11  | 2        | 6   | 8  | 2  | 15 | 0  | 3  | 3   | 0   | 35  |
| 32     | Gabriel, Wenyen    | r      | 2-8    | 2-3    | 0-4   | 5        | 11  | 16 | 3  | 6  | 0  | 0  | 2   | 1   | 29  |
| 00     | Fox, De'Aaron      | g      | 6-11   | 1-2    | 0-2   | 1        | 3   | 4  | 5  | 13 | 5  | 1  | 0   | 1   | 27  |
| 05     | Monk, Malik        | g      | 8-14   | 4-8    | 4-4   | 0        | 1   | 1  | 0  | 24 | 6  | 1  | 1   | 0   | 36  |
| 13     | Briscoe, Isaiah    | g      | 4-6    | 2-2    | 0-4   | 1        | 2   | 3  | 4  | 10 | 5  | 4  | 0   | 1   | 25  |
| 11     | Mulder, Mychal     | g      | 3-5    | 1-3    | 5-5   | 0        | 1   | 1  | 1  | 12 | 2  | 1  | 0   | 0   | 15  |
| 15     | Humphries, Isaac   | g      | 2-2    | 0-0    | 0-0   | 1        | 0   | 1  | 1  | 4  | 0  | 1  | 0   | 0   | 5   |
| 25     | Hawkins, Dominique | g      | 2-2    | 1-1    | 1-2   | 0        | 1   | 1  | 1  | 6  | 1  | 1  | 0   | 0   | 19  |
| 35     | Willis, Derek      | g      | 1-3    | 0-0    | 0-0   | 0        | 2   | 2  | 1  | 2  | 0  | 1  | 0   | 0   | 9   |
|        | Team               |        |        |        |       | 2        | 1   | 3  |    |    |    |    |     |     |     |
| Totals |                    |        | 32-56  | 11-19  | 17-32 | 12       | 28  | 40 | 18 | 92 | 19 | 13 | 6   | 3   | 200 |

FG % 1st Half: 18-31 58.1% 2nd half: 14-25 56.0% Game: 32-56 57.1% Deadball Rebounds 8,1  
 3FG % 1st Half: 8-12 66.7% 2nd half: 3-7 42.9% Game: 11-19 57.9%  
 FT % 1st Half: 7-13 53.8% 2nd half: 10-19 52.6% Game: 17-32 53.1%

Officials: Karl Hess, Terry Oglesby, Sean Casey  
 Technical fouls: Auburn-None. Kentucky-None.  
 Attendance: 24372

| Score by periods | 1st | 2nd | Total |
|------------------|-----|-----|-------|
| Auburn           | 39  | 33  | 72    |
| Kentucky         | 51  | 41  | 92    |

| Points | In | Off | 2nd | Fast | Bench |
|--------|----|-----|-----|------|-------|
| AU     | 38 | 16  | 14  | 2    | 15    |
| UK     | 36 | 18  | 10  | 12   | 24    |

Last FG - AU 2nd-04:28, UK 2nd-01:44.  
 Largest lead - AU by 3 1st-15:12, UK by 20 2nd-01:44.  
 AU led for 02:23. UK led for 36:54. Game was tied for 00:43.

Score tied - 1 time.  
 Lead changed - 9 times.

## #5/5 Kentucky 88, Mississippi State 81 Jan. 17, 2017 | Starkville, Miss.

### Kentucky 88 • 16-2, 6-0

| #      | Player              |   | Total  |        | 3-Ptr  |       | Rebounds |     |    | PF | TP | A  | TO | Blk | Stl | Min |  |
|--------|---------------------|---|--------|--------|--------|-------|----------|-----|----|----|----|----|----|-----|-----|-----|--|
|        |                     |   | FG-FGA | FG-FGA | FT-FTA | Off   | Def      | Tot |    |    |    |    |    |     |     |     |  |
| 03     | Edrice Adebayo      | r | 2-2    | 0-0    | 1-2    | 1     | 3        | 4   | 5  | 1  | 3  | 2  | 0  | 20  |     |     |  |
| 32     | Wenyen Gabriel      | r | 5-5    | 3-3    | 0-1    | 3     | 5        | 8   | 3  | 13 | 2  | 1  | 3  | 1   | 20  |     |  |
| 00     | De'Aaron Fox        | g | 8-15   | 0-3    | 5-9    | 0     | 5        | 5   | 0  | 21 | 5  | 3  | 0  | 1   | 36  |     |  |
| 05     | Malik Monk          | g | 5-14   | 0-3    | 4-6    | 0     | 3        | 3   | 1  | 14 | 4  | 5  | 0  | 1   | 34  |     |  |
| 13     | Isaiah Briscoe      | g | 4-14   | 0-3    | 4-4    | 2     | 2        | 4   | 4  | 12 | 3  | 2  | 0  | 2   | 31  |     |  |
| 01     | Sacha Killeya-Jones |   | 0-0    | 0-0    | 0-0    | 0     | 0        | 0   | 2  | 0  | 0  | 0  | 0  | 0   | 1   |     |  |
| 11     | Mychal Mulder       |   | 0-1    | 0-1    | 0-0    | 0     | 1        | 1   | 0  | 0  | 1  | 0  | 0  | 0   | 5   |     |  |
| 14     | Tai Wynyard         |   | 0-0    | 0-0    | 1-2    | 1     | 0        | 1   | 1  | 1  | 0  | 0  | 1  | 0   | 5   |     |  |
| 15     | Isaac Humphries     |   | 2-5    | 0-0    | 0-0    | 2     | 0        | 2   | 5  | 4  | 0  | 0  | 0  | 0   | 10  |     |  |
| 25     | Dominique Hawkins   |   | 2-3    | 1-1    | 0-0    | 2     | 0        | 2   | 1  | 5  | 0  | 0  | 0  | 0   | 16  |     |  |
| 35     | Derek Willis        |   | 5-6    | 3-4    | 0-0    | 0     | 5        | 5   | 3  | 13 | 0  | 2  | 0  | 0   | 22  |     |  |
| Team   |                     |   |        |        |        | 2     | 1        | 3   |    |    |    |    |    |     |     |     |  |
| Totals |                     |   |        | 33-65  | 7-18   | 15-24 | 13       | 25  | 38 | 24 | 88 | 16 | 16 | 6   | 5   | 200 |  |

FG % 1st Half: 18-34 52.9% 2nd half: 15-31 48.4% Game: 33-65 50.8% Deadball Rebounds 5  
 3FG % 1st Half: 4-8 50.0% 2nd half: 3-10 30.0% Game: 7-18 38.9%  
 FT % 1st Half: 6-10 60.0% 2nd half: 9-14 64.3% Game: 15-24 62.5%

### Mississippi State 81 • 12-5, 3-2

| #      | Player           |   | Total |        | 3-Ptr  |       | Rebounds |     |    | PF | TP | A  | TO | Blk | Stl | Min |
|--------|------------------|---|-------|--------|--------|-------|----------|-----|----|----|----|----|----|-----|-----|-----|
|        |                  |   | FG-FA | FG-FGA | FT-FTA | Off   | Def      | Tot |    |    |    |    |    |     |     |     |
| 34     | Schneider Herard | r | 3-4   | 0-0    | 1-4    | 2     | 3        | 5   | 5  | 7  | 0  | 3  | 0  | 0   | 11  |     |
| 35     | Aric Holman      | r | 3-7   | 0-0    | 0-0    | 3     | 1        | 4   | 3  | 6  | 2  | 2  | 2  | 1   | 29  |     |
| 01     | Lamar Peters     | g | 9-16  | 2-5    | 5-8    | 1     | 6        | 7   | 3  | 25 | 2  | 5  | 0  | 0   | 35  |     |
| 04     | Mario Kegler     | g | 6-10  | 1-3    | 0-2    | 2     | 6        | 8   | 3  | 13 | 2  | 2  | 1  | 1   | 32  |     |
| 11     | Q Weatherspoon   | g | 6-12  | 1-5    | 2-4    | 1     | 2        | 3   | 5  | 15 | 2  | 3  | 0  | 4   | 27  |     |
| 02     | Eli Wright       |   | 1-2   | 0-0    | 0-0    | 0     | 0        | 0   | 2  | 2  | 0  | 0  | 0  | 1   | 8   |     |
| 03     | Xavian Stapleton |   | 3-7   | 1-4    | 2-2    | 0     | 0        | 0   | 5  | 9  | 0  | 3  | 0  | 1   | 17  |     |
| 15     | IJ Ready         |   | 1-1   | 0-0    | 2-2    | 0     | 0        | 0   | 0  | 4  | 1  | 0  | 0  | 0   | 29  |     |
| 23     | Tyson Carter     |   | 0-0   | 0-0    | 0-0    | 0     | 1        | 1   | 0  | 0  | 1  | 0  | 0  | 0   | 7   |     |
| 45     | E.J. Datcher     |   | 0-0   | 0-0    | 0-0    | 0     | 0        | 0   | 2  | 0  | 0  | 0  | 0  | 2   | 5   |     |
| Team   |                  |   |       |        |        | 0     | 4        | 4   |    |    |    |    | 1  |     |     |     |
| Totals |                  |   |       | 32-59  | 5-17   | 12-22 | 9        | 23  | 32 | 28 | 81 | 10 | 19 | 3   | 10  | 200 |

FG % 1st Half: 14-27 51.9% 2nd half: 18-32 56.3% Game: 32-59 54.2% Deadball Rebounds 3  
 3FG % 1st Half: 2-8 25.0% 2nd half: 3-9 33.3% Game: 5-17 29.4%  
 FT % 1st Half: 4-8 50.0% 2nd half: 8-14 57.1% Game: 12-22 54.5%

Officials: Ted Valentine, Byron Jarrett, William Covington  
 Technical fouls: Kentucky-Isaiah Briscoe; TEAM, Mississippi State-O  
 Weatherspoon; Aric Holman.  
 Attendance: 9768

| Score by periods  | 1st | 2nd | Total |
|-------------------|-----|-----|-------|
| Kentucky          | 46  | 42  | 88    |
| Mississippi State | 34  | 47  | 81    |

| Points | In | Off | 2nd | Fast | Bench |
|--------|----|-----|-----|------|-------|
| UK     | 42 | 24  | 12  | 6    | 23    |
| MS     | 54 | 23  | 13  | 20   | 15    |

Last FG - UK 2nd-00:57, MS 2nd-00:38.  
 Largest lead - UK by 18 2nd-12:54, MS None.  
 UK led for 38:28. MS led for 00:00. Game was tied for 01:32.

Score tied - 3 times.  
 Lead changed - 0 times.

## #5/5 Kentucky 85, #24/24 South Carolina 69 Jan. 21, 2017 | Lexington, Ky.

### #24/24 South Carolina 69 • 15-4, 5-1

| #  | Player               | Total  |        |        | 3-Ptr |     | Rebounds |    |    | PF | TP | A  | TO | Blk | Stl | Min |
|----|----------------------|--------|--------|--------|-------|-----|----------|----|----|----|----|----|----|-----|-----|-----|
|    |                      | FG-FGA | FG-FGA | FT-FTA | Off   | Def | Tot      |    |    |    |    |    |    |     |     |     |
| 21 | Kotsar, Maik         | r      | 2-2    | 0-0    | 0-0   | 0   | 1        | 1  | 4  | 4  | 1  | 1  | 0  | 1   | 16  |     |
| 30 | Silva, Chris         | r      | 1-2    | 0-0    | 1-2   | 1   | 3        | 4  | 3  | 0  | 3  | 0  | 0  | 9   |     |     |
| 00 | Thornwell, Sindarius | g      | 9-23   | 2-6    | 14-15 | 3   | 3        | 6  | 2  | 34 | 1  | 3  | 1  | 1   | 37  |     |
| 04 | Felder, Rakym        | g      | 1-6    | 0-3    | 1-2   | 0   | 3        | 3  | 2  | 3  | 1  | 4  | 0  | 0   | 19  |     |
| 10 | Notice, Duane        | g      | 2-7    | 0-4    | 0-0   | 1   | 0        | 1  | 1  | 4  | 4  | 1  | 0  | 1   | 37  |     |
| 02 | Gravett, Hassani     | g      | 3-4    | 1-1    | 0-0   | 0   | 1        | 1  | 4  | 7  | 0  | 1  | 0  | 1   | 12  |     |
| 05 | Blanton, Temarcus    | g      | 5-6    | 2-2    | 0-0   | 1   | 0        | 1  | 0  | 12 | 0  | 0  | 0  | 1   | 9   |     |
| 20 | Mckie, Justin        | g      | 1-7    | 0-4    | 0-0   | 1   | 2        | 3  | 4  | 2  | 4  | 0  | 0  | 0   | 33  |     |
| 23 | Hinson, Evan         | g      | 0-0    | 0-0    | 0-0   | 0   | 0        | 0  | 0  | 0  | 0  | 0  | 0  | 1   | 1   |     |
| 24 | Keita, Sedee         | g      | 0-1    | 0-0    | 0-0   | 2   | 1        | 3  | 2  | 0  | 0  | 0  | 0  | 2   | 17  |     |
| 31 | Holliman, Jarrell    | g      | 0-0    | 0-0    | 0-0   | 0   | 0        | 0  | 3  | 0  | 0  | 0  | 0  | 0   | 10  |     |
|    | Team                 |        |        |        |       | 2   | 2        | 4  |    |    |    |    |    |     |     |     |
|    | Totals               |        | 24-58  | 5-20   | 16-19 | 11  | 16       | 27 | 26 | 69 | 11 | 13 | 1  | 7   | 200 |     |

FG % 1st Half: 13-25 52.0% 2nd half: 11-33 33.3% Game: 24-58 41.4% Deadball Rebounds 2,1  
 3FG % 1st Half: 2-5 40.0% 2nd half: 3-15 20.0% Game: 5-20 25.0%  
 FT % 1st Half: 10-12 83.3% 2nd half: 6-7 85.7% Game: 16-19 84.2%

### Kentucky 85 • 17-2, 7-0

| #  | Player                |   | Total |      | 3-Ptr |     | Rebounds |     |     | PF | TP | A  | TO | Blk | Stl | Min |
|----|-----------------------|---|-------|------|-------|-----|----------|-----|-----|----|----|----|----|-----|-----|-----|
|    |                       |   | FG    | FGA  | FG    | FGA | FT       | FTA | Off |    |    |    |    |     |     |     |
| 03 | Adebayo, Edrice       | r | 5-6   | 0-0  | 8-12  | 2   | 1        | 3   | 4   | 18 | 1  | 1  | 0  | 2   | 29  |     |
| 32 | Gabriel, Wenyen       | f | 4-9   | 3-8  | 0-0   | 1   | 4        | 5   | 1   | 11 | 2  | 0  | 1  | 1   | 27  |     |
| 00 | Fox, De'Aaron         | g | 3-3   | 0-0  | 0-1   | 0   | 1        | 1   | 0   | 6  | 1  | 0  | 0  | 0   | 8   |     |
| 05 | Monk, Malik           | g | 9-14  | 4-7  | 5-6   | 0   | 3        | 3   | 0   | 27 | 1  | 4  | 1  | 2   | 36  |     |
| 13 | Briscoe, Isaiah       | g | 0-2   | 0-1  | 0-0   | 1   | 2        | 3   | 4   | 0  | 4  | 7  | 0  | 0   | 29  |     |
| 01 | Killeary-Jones, Sacha |   | 0-0   | 0-0  | 0-0   | 0   | 0        | 0   | 0   | 0  | 0  | 0  | 0  | 0   | 2   |     |
| 14 | Wynyard, Tai          |   | 0-0   | 0-0  | 0-0   | 0   | 0        | 0   | 0   | 0  | 0  | 0  | 0  | 0   | 1   |     |
| 15 | Humphries, Isaac      |   | 2-2   | 0-0  | 2-2   | 2   | 2        | 4   | 3   | 6  | 0  | 1  | 2  | 0   | 10  |     |
| 20 | Calipari, Brad        |   | 0-0   | 0-0  | 0-0   | 0   | 0        | 0   | 0   | 0  | 0  | 0  | 0  | 0   | 1   |     |
| 25 | Hawkins, Dominique    |   | 1-4   | 0-1  | 3-3   | 0   | 3        | 3   | 4   | 5  | 7  | 2  | 0  | 1   | 28  |     |
| 35 | Willis, Derek         |   | 4-8   | 1-3  | 3-4   | 1   | 6        | 7   | 0   | 12 | 1  | 2  | 1  | 0   | 29  |     |
|    | Team                  |   |       |      |       | 1   | 2        | 3   |     |    |    |    |    |     |     |     |
|    | Totals                |   | 28-48 | 8-20 | 21-28 | 8   | 24       | 32  | 16  | 85 | 17 | 17 | 5  | 6   | 200 |     |

## #2/1 Kansas 79, #4/4 Kentucky 73

Jan. 28, 2017 | Lexington, Ky.

### #2/1 KANSAS 79 • 19-2, 7-1

| #      | Player           |   | Total  |        | 3-Ptr | Rebounds |             |          | PF  | TP | A TO Blk Stl |  |  |  |  | Min |
|--------|------------------|---|--------|--------|-------|----------|-------------|----------|-----|----|--------------|--|--|--|--|-----|
|        |                  |   | FG-FGA | FG-FGA |       | FT-FTA   | Off Def Tot |          |     |    |              |  |  |  |  |     |
| 33     | Lucas, Landen    | c | 6-6    | 0-0    | 1-1   | 3 2 5    | 5 13        | 0 0 1 1  | 1   | 27 |              |  |  |  |  |     |
| 00     | Mason III, Frank | g | 9-18   | 1-4    | 2-5   | 0 3 3    | 0 21        | 4 4 0 2  | 37  |    |              |  |  |  |  |     |
| 04     | Graham, Devonte' | g | 4-11   | 2-7    | 2-2   | 2 5 7    | 2 12        | 1 5 0 1  | 37  |    |              |  |  |  |  |     |
| 10     | Mykhailiuk, Svi  | g | 2-6    | 0-2    | 4-6   | 1 1 2    | 2 8         | 1 0 0 0  | 28  |    |              |  |  |  |  |     |
| 11     | Jackson, Josh    | g | 9-17   | 2-5    | 0-2   | 2 8 10   | 1 20        | 3 2 0 2  | 39  |    |              |  |  |  |  |     |
| 02     | Vick, Lagerald   |   | 1-4    | 0-1    | 0-0   | 0 3 3    | 1 2         | 0 0 0 2  | 18  |    |              |  |  |  |  |     |
| 22     | Coleby, Dwight   |   | 1-1    | 0-0    | 1-2   | 0 1 1    | 4 3         | 0 0 0 1  | 10  |    |              |  |  |  |  |     |
| 44     | Lightfoot, Mitch |   | 0-1    | 0-0    | 0-0   | 1 0 1    | 0 0         | 0 1 1 0  | 4   |    |              |  |  |  |  |     |
| Team   |                  |   |        |        |       | 1 1 2    |             |          |     |    |              |  |  |  |  |     |
| Totals |                  |   | 32-64  | 5-19   | 10-18 | 10 24 34 | 15 79       | 9 12 2 9 | 200 |    |              |  |  |  |  |     |

FG % 1st Half: 12-30 40.0% 2nd half: 20-34 58.8% Game: 32-64 50.0% Deadball Rebounds 2  
 3FG % 1st Half: 0-8 0.0% 2nd half: 5-11 45.5% Game: 5-19 26.3%  
 FT % 1st Half: 3-6 50.0% 2nd half: 7-12 58.3% Game: 10-18 55.6%

### Kentucky 73 • 17-4, 7-1

| #      | Player             |   | Total  |        | 3-Ptr | Rebounds |             |           | PF  | TP | A TO Blk Stl |  |  |  |  | Min |
|--------|--------------------|---|--------|--------|-------|----------|-------------|-----------|-----|----|--------------|--|--|--|--|-----|
|        |                    |   | FG-FGA | FG-FGA |       | FT-FTA   | Off Def Tot |           |     |    |              |  |  |  |  |     |
| 03     | Adebayo, Edrice    | f | 3-7    | 0-0    | 4-10  | 4 4 8    | 4 10        | 3 4 1 2   | 37  |    |              |  |  |  |  |     |
| 32     | Gabriel, Wenyen    | f | 0-3    | 0-3    | 0-0   | 0 2 2    | 1 0         | 0 1 0 1   | 14  |    |              |  |  |  |  |     |
| 00     | Fox, De'Aaron      | g | 5-12   | 0-2    | 0-0   | 0 2 2    | 3 10        | 2 5 0 2   | 38  |    |              |  |  |  |  |     |
| 05     | Monk, Malik        | g | 6-13   | 2-6    | 4-5   | 1 3 4    | 2 18        | 2 2 0 0   | 39  |    |              |  |  |  |  |     |
| 13     | Briscoe, Isaiah    | g | 4-9    | 1-2    | 3-4   | 3 5 8    | 3 12        | 6 3 0 0   | 26  |    |              |  |  |  |  |     |
| 15     | Humphries, Isaac   |   | 0-0    | 0-0    | 0-0   | 0 0 0    | 2 0         | 0 1 1 0   | 4   |    |              |  |  |  |  |     |
| 25     | Hawkins, Dominique |   | 2-4    | 0-1    | 1-1   | 1 3 4    | 1 5         | 1 0 0 0   | 17  |    |              |  |  |  |  |     |
| 35     | Willis, Derek      |   | 6-7    | 5-6    | 1-2   | 0 6 6    | 1 18        | 0 1 2 0   | 25  |    |              |  |  |  |  |     |
| Team   |                    |   |        |        |       | 0 1 1    |             |           |     |    |              |  |  |  |  |     |
| Totals |                    |   | 26-55  | 8-20   | 13-22 | 9 26 35  | 17 73       | 14 17 4 5 | 200 |    |              |  |  |  |  |     |

FG % 1st Half: 12-28 42.9% 2nd half: 14-27 51.9% Game: 26-55 47.3% Deadball Rebounds 5,2  
 3FG % 1st Half: 3-8 37.5% 2nd half: 5-12 41.7% Game: 8-20 40.0%  
 FT % 1st Half: 5-11 45.5% 2nd half: 8-11 72.7% Game: 13-22 59.1%

Officials: Doug Shows, Joe DeRosa, Keith Kimble  
 Technical fouls: #2/1 KANSAS-None. Kentucky-None.  
 Attendance: 24418

| Score by periods | 1st | 2nd | Total |
|------------------|-----|-----|-------|
| #2/1 KANSAS      | 27  | 52  | 79    |
| Kentucky         | 32  | 41  | 73    |

|    | Points | In Paint | Off T/O | 2nd Chance | Fast Break | Bench |
|----|--------|----------|---------|------------|------------|-------|
| KU | 44     | 21       | 17      | 10         | 5          |       |
| UK | 34     | 7        | 7       | 6          | 23         |       |

Last FG - KU 2nd-01:09, UK 2nd-00:21.  
 Largest lead - KU by 10 2nd-04:41, UK by 12 1st-10:03.  
 KU led for 14:02. UK led for 23:38. Game was tied for 02:20.

Score tied - 4 times.  
 Lead changed - 8 times.

## #8/6 Kentucky 90, Georgia 81 (OT)

Jan. 31, 2017 | Lexington, Ky.

### Georgia 81 • 13-9, 4-5

| #      | Player              |   | Total  |        | 3-Ptr | Rebounds |             |           | PF  | TP | A TO Blk Stl |  |  |  |  | Min |
|--------|---------------------|---|--------|--------|-------|----------|-------------|-----------|-----|----|--------------|--|--|--|--|-----|
|        |                     |   | FG-FGA | FG-FGA |       | FT-FTA   | Off Def Tot |           |     |    |              |  |  |  |  |     |
| 01     | Maten, Yante        | f | 8-15   | 1-1    | 5-9   | 1 4 5    | 2 22        | 5 3 1 0   | 39  |    |              |  |  |  |  |     |
| 34     | Ogbeide, Derek      | f | 7-9    | 0-0    | 4-7   | 2 11 13  | 4 18        | 0 0 2 1   | 35  |    |              |  |  |  |  |     |
| 00     | Jackson, William II | g | 0-0    | 0-0    | 1-2   | 0 1 1    | 1 1         | 1 1 0 0   | 16  |    |              |  |  |  |  |     |
| 03     | Parker, Juwan       | g | 2-6    | 0-1    | 0-0   | 0 0 0    | 5 4         | 1 2 0 0   | 23  |    |              |  |  |  |  |     |
| 30     | Frazier, J.J.       | g | 8-21   | 3-4    | 4-5   | 1 2 3    | 5 23        | 5 3 0 3   | 41  |    |              |  |  |  |  |     |
| 02     | Harris, Jordan      |   | 3-5    | 2-2    | 1-1   | 0 2 2    | 4 9         | 1 1 0 0   | 28  |    |              |  |  |  |  |     |
| 04     | Crump, Tyree        |   | 0-2    | 0-1    | 0-0   | 0 0 0    | 1 0         | 0 1 0 0   | 3   |    |              |  |  |  |  |     |
| 05     | Diatta, Pape        |   | 1-2    | 0-1    | 0-0   | 0 2 2    | 3 2         | 0 2 0 0   | 4   |    |              |  |  |  |  |     |
| 13     | Wilridge, E'Torrian |   | 0-0    | 0-0    | 0-0   | 0 2 2    | 1 0         | 1 3 1 1   | 17  |    |              |  |  |  |  |     |
| 25     | Geno, Kenny Paul    |   | 0-0    | 0-0    | 0-0   | 0 0 0    | 0 0         | 1 0 0 0   | 7   |    |              |  |  |  |  |     |
| 32     | Edwards, Mike       |   | 1-1    | 0-0    | 0-0   | 0 1 1    | 2 2         | 0 0 0 0   | 12  |    |              |  |  |  |  |     |
| Team   |                     |   |        |        |       | 3 0 3    |             | 1         |     |    |              |  |  |  |  |     |
| Totals |                     |   | 30-61  | 6-10   | 15-24 | 7 25 32  | 28 81       | 15 17 4 5 | 225 |    |              |  |  |  |  |     |

FG % 1st Half: 12-25 48.0% 2nd half: 16-30 53.3% OT: 2-6 33.3% Game: 30-61 49.2% Deadball Rebounds 5  
 3FG % 1st Half: 3-5 60.0% 2nd half: 3-4 75.0% OT: 0-1 0.0% Game: 6-10 60.0%  
 FT % 1st Half: 2-3 66.7% 2nd half: 12-18 66.7% OT: 1-3 33.3% Game: 15-24 62.5%

### Kentucky 90 • 18-4, 8-1

| #      | Player             |   | Total  |        | 3-Ptr | Rebounds |             |           | PF  | TP | A TO Blk Stl |  |  |  |  | Min |
|--------|--------------------|---|--------|--------|-------|----------|-------------|-----------|-----|----|--------------|--|--|--|--|-----|
|        |                    |   | FG-FGA | FG-FGA |       | FT-FTA   | Off Def Tot |           |     |    |              |  |  |  |  |     |
| 03     | Adebayo, Edrice    | f | 4-6    | 0-0    | 4-6   | 2 3 5    | 4 12        | 0 1 1 1   | 22  |    |              |  |  |  |  |     |
| 15     | Humphries, Isaac   | f | 2-5    | 0-0    | 0-0   | 4 3 7    | 3 4         | 0 1 0 0   | 13  |    |              |  |  |  |  |     |
| 35     | Willis, Derek      | f | 1-4    | 1-4    | 0-0   | 0 5 5    | 4 3         | 0 0 0 2   | 36  |    |              |  |  |  |  |     |
| 05     | Monk, Malik        | g | 10-21  | 7-11   | 10-12 | 0 3 3    | 1 37        | 1 5 3 3   | 44  |    |              |  |  |  |  |     |
| 13     | Briscoe, Isaiah    | g | 6-15   | 0-2    | 11-15 | 4 7 11   | 3 23        | 8 6 0 0   | 45  |    |              |  |  |  |  |     |
| 14     | Wynyard, Tai       |   | 0-0    | 0-0    | 0-0   | 0 2 2    | 3 0         | 0 1 1 1   | 12  |    |              |  |  |  |  |     |
| 25     | Hawkins, Dominique |   | 1-5    | 0-2    | 2-2   | 0 1 1    | 1 4         | 1 0 0 0   | 25  |    |              |  |  |  |  |     |
| 32     | Gabriel, Wenyen    |   | 3-8    | 1-2    | 0-1   | 5 1 6    | 3 7         | 0 0 1 0   | 28  |    |              |  |  |  |  |     |
| Team   |                    |   |        |        |       | 2 3 5    |             |           |     |    |              |  |  |  |  |     |
| Totals |                    |   | 27-64  | 9-21   | 27-36 | 17 28 45 | 22 90       | 14 14 6 7 | 225 |    |              |  |  |  |  |     |

FG % 1st Half: 9-31 29.0% 2nd half: 14-27 51.9% OT: 4-6 66.7% Game: 27-64 42.2% Deadball Rebounds 4  
 3FG % 1st Half: 2-8 25.0% 2nd half: 5-10 50.0% OT: 2-3 66.7% Game: 9-21 42.9%  
 FT % 1st Half: 9-10 90.0% 2nd half: 14-20 70.0% OT: 4-6 66.7% Game: 27-36 75.0%

Officials: Tony Greene, Pat Adams, Don Dailly  
 Technical fouls: Georgia-None. Kentucky-None.  
 Attendance: 23814

| Score by periods | 1st | 2nd | OT | Total |
|------------------|-----|-----|----|-------|
| Georgia          | 29  | 47  | 5  | 81    |
| Kentucky         | 29  | 47  | 14 | 90    |

|         | Points | In Paint | Off T/O | 2nd Chance | Fast Break | Bench |
|---------|--------|----------|---------|------------|------------|-------|
| Georgia | 40     | 18       | 3       | 4          | 13         |       |
| UK      | 30     | 20       | 24      | 6          | 11         |       |

Last FG - UK OT-03:10, UK OT-01:51.  
 Largest lead - UK by 14 1st-14:07, UK by 9 OT-00:43.  
 UK led for 19:35. UK led for 18:56. Game was tied for 06:28.

Score tied - 6 times.  
 Lead changed - 3 times.

## #24/23 Florida 88, #8/6 Kentucky 66

Feb. 4, 2017 | Gainesville, Fla.

### Kentucky 66 • 18-5, 8-2 SEC

| #      | Player             |   | Total  |        | 3-Ptr | Rebounds |             |          | PF  | TP | A TO Blk Stl |  |  |  |  | Min |
|--------|--------------------|---|--------|--------|-------|----------|-------------|----------|-----|----|--------------|--|--|--|--|-----|
|        |                    |   | FG-FGA | FG-FGA |       | FT-FTA   | Off Def Tot |          |     |    |              |  |  |  |  |     |
| 03     | Adebayo, Edrice    | f | 4-10   | 0-0    | 1-5   | 1 6 7    | 3 9         | 1 2 1 4  | 33  |    |              |  |  |  |  |     |
| 32     | Gabriel, Wenyen    | f | 2-2    | 1-1    | 0-2   | 1 4 5    | 5 5         | 0 0 1 0  | 13  |    |              |  |  |  |  |     |
| 05     | Monk, Malik        | g | 4-14   | 3-7    | 0-0   | 0 0 0    | 4 11        | 2 1 1 0  | 34  |    |              |  |  |  |  |     |
| 13     | Briscoe, Isaiah    | g | 3-10   | 0-1    | 0-2   | 1 2 3    | 2 6         | 3 4 0 0  | 30  |    |              |  |  |  |  |     |
| 25     | Hawkins, Dominique | g | 0-4    | 0-2    | 4-4   | 0 0 0    | 1 4         | 0 3 0 1  | 21  |    |              |  |  |  |  |     |
| 00     | Fox, De'Aaron      |   | 5-11   | 0-1    | 9-10  | 0 3 3    | 4 19        | 0 3 0 0  | 25  |    |              |  |  |  |  |     |
| 11     | Mulder, Mychal     |   | 3-6    | 2-5    | 0-0   | 1 0 1    | 0 8         | 0 0 0 1  | 16  |    |              |  |  |  |  |     |
| 14     | Wynyard, Tai       |   | 1-1    | 0-0    | 0-0   | 1 0 1    | 2 2         | 0 0 0 0  | 7   |    |              |  |  |  |  |     |
| 15     | Humphries, Isaac   |   | 0-0    | 0-0    | 0-0   | 0 1 1    | 0 0         | 1 0 0 0  | 3   |    |              |  |  |  |  |     |
| 35     | Willis, Derek      |   | 1-3    | 0-1    | 0-0   | 0 5 5    | 3 2         | 0 0 0 1  | 18  |    |              |  |  |  |  |     |
| Team   |                    |   |        |        |       | 1 2 3    |             |          |     |    |              |  |  |  |  |     |
| Totals |                    |   | 23-61  | 6-18   | 14-23 | 6 23 29  | 24 66       | 7 13 3 7 | 200 |    |              |  |  |  |  |     |

FG % 1st Half: 9-30 30.0% 2nd half: 14-31 45.2% Game: 23-61 37.7% Deadball Rebounds 4  
 3FG % 1st Half: 2-7 28.6% 2nd half: 4-11 36.4% Game: 6-18 33.3%  
 FT % 1st Half: 6-10 60.0% 2nd half: 8-13 61.5% Game: 14-23 60.9%

### #24/23 Florida 88 • 18-5, 8-2 SEC

| #      | Player           |   | Total  |        | 3-Ptr  | Rebounds |     |     | PF | TP | A TO Blk Stl |   |   |    |    | Min |
|--------|------------------|---|--------|--------|--------|----------|-----|-----|----|----|--------------|---|---|----|----|-----|
|        |                  |   | FG-FGA | FG-FGA | FT-FTA | Off      | Def | Tot |    |    |              |   |   |    |    |     |
| 01     | Robinson, Devin  | f | 5-7    | 3-4    | 3-5    | 3        | 6   | 9   | 1  | 16 | 0            | 2 | 2 | 0  | 36 |     |
| 23     | Leon, Justin     | f | 1-4    | 1-3    | 0-1    | 1        | 2   | 3   | 4  | 3  | 0            | 1 | 0 | 0  | 19 |     |
| 15     | Egbunu, John     | c | 3-4    | 0-0    | 2-6    | 3        | 4   | 7   | 4  | 8  | 0            | 2 | 1 | 0  | 21 |     |
| 00     | Hill, Kasey      | g | 8-16   | 1-3    | 4-8    | 0        | 5   | 5   | 2  | 21 | 6            | 3 | 1 | 1  | 27 |     |
| 05     | Allen, KeVaughn  | g | 4-12   | 2-8    | 2-2    | 0        | 4   | 4   | 0  | 12 | 3            | 1 | 0 | 2  | 26 |     |
| 02     | Hester, Eric     |   | 1-1    | 1-1    | 0-0    | 1        | 1   | 2   | 0  | 3  | 0            | 0 | 0 | 0  | 6  |     |
| 11     | Chiozza, Chris   |   | 1-7    | 0-4    | 0-0    | 0        | 9   | 9   | 3  | 2  | 9            | 2 | 0 | 2  | 28 |     |
| 13     | Hayes, Kevarius  |   | 2-2    | 0-0    | 1-1    | 2        | 3   | 5   | 5  | 5  | 0            | 2 | 3 | 0  | 12 |     |
| 24     | Barry, Canyon    |   | 4-7    | 2-3    | 4-4    | 0        | 0   | 0   | 4  | 14 | 0            | 0 | 0 | 0  | 18 |     |
| 32     | Rimmer, Schuyler |   | 1-2    | 0-0    | 2-2    | 1        | 0   | 1   | 0  | 4  | 0            | 1 | 0 | 0  | 7  |     |
|        | Team             |   |        |        |        | 6        | 3   | 9   |    |    |              | 3 |   |    |    |     |
| Totals |                  |   | 30-62  | 10-26  | 18-29  | 17       | 37  | 54  | 23 | 88 | 17           | 7 | 5 | 20 |    |     |

## #15/12 Kentucky 67, Alabama 58

### Feb. 11, 2017 | Tuscaloosa, Ala.

#### Kentucky 67 • 20-5, 10-2

| #      | Player             | Total  |        | 3-Ptr  |             | Rebounds |    |    | PF | TP | A  | TO | Blk | Stl | Min |
|--------|--------------------|--------|--------|--------|-------------|----------|----|----|----|----|----|----|-----|-----|-----|
|        |                    | FG-FGA | FG-FGA | FT-FTA | Off Def Tot | PF       | TP | A  |    |    |    |    |     |     |     |
| 03     | Adebayo, Edrice    | f      | 5-9    | 0-0    | 4-4         | 3        | 4  | 7  | 5  | 14 | 0  | 2  | 2   | 0   | 28  |
| 32     | Gabriel, Wenyen    | f      | 1-3    | 0-1    | 0-0         | 2        | 4  | 6  | 4  | 2  | 0  | 1  | 3   | 0   | 29  |
| 00     | Fox, De'Aaron      | g      | 3-12   | 0-2    | 1-1         | 1        | 0  | 1  | 4  | 7  | 3  | 2  | 0   | 2   | 30  |
| 05     | Monk, Malik        | g      | 6-15   | 2-6    | 3-4         | 0        | 1  | 1  | 3  | 17 | 1  | 0  | 1   | 2   | 33  |
| 13     | Briscoe, Isaiah    | g      | 5-11   | 0-1    | 1-7         | 1        | 10 | 11 | 1  | 11 | 4  | 4  | 0   | 1   | 35  |
| 11     | Mulder, Mychal     | g      | 1-3    | 0-1    | 0-0         | 1        | 1  | 2  | 2  | 2  | 0  | 2  | 0   | 0   | 11  |
| 15     | Humphries, Isaac   | g      | 2-3    | 0-0    | 0-0         | 1        | 1  | 2  | 4  | 4  | 0  | 0  | 0   | 0   | 8   |
| 25     | Hawkins, Dominique | g      | 2-3    | 0-1    | 1-2         | 0        | 0  | 0  | 4  | 5  | 3  | 0  | 0   | 2   | 14  |
| 35     | Willis, Derek      | g      | 2-3    | 1-2    | 0-0         | 1        | 3  | 4  | 0  | 5  | 1  | 0  | 0   | 0   | 12  |
| Team   |                    |        |        |        | 2           | 5        | 7  |    |    |    | 1  |    |     |     |     |
| Totals |                    |        | 27-62  | 3-14   | 10-18       | 12       | 29 | 41 | 27 | 67 | 12 | 12 | 6   | 7   | 200 |

FG % 1st Half: 12-29 41.4% 2nd half: 15-33 45.5% Game: 27-62 43.5%  
 3FG % 1st Half: 2-8 25.0% 2nd half: 1-6 16.7% Game: 3-14 21.4%  
 FT % 1st Half: 3-8 37.5% 2nd half: 7-10 70.0% Game: 10-18 55.6%

Deadball  
Rebounds  
2

#### Alabama 58 • 14-10, 7-5

| #      | Player            | Total  |        | 3-Ptr  |             | Rebounds |    |    | PF | TP | A | TO | Blk | Stl | Min |
|--------|-------------------|--------|--------|--------|-------------|----------|----|----|----|----|---|----|-----|-----|-----|
|        |                   | FG-FGA | FG-FGA | FT-FTA | Off Def Tot | PF       | TP | A  |    |    |   |    |     |     |     |
| 21     | Olaniyan, Bola    | f      | 2-4    | 0-0    | 1-6         | 4        | 6  | 10 | 2  | 5  | 0 | 0  | 0   | 0   | 24  |
| 25     | Key, Braxton      | f      | 8-13   | 1-3    | 4-8         | 0        | 4  | 4  | 1  | 21 | 0 | 5  | 0   | 1   | 35  |
| 35     | Hall, Donta       | f      | 1-2    | 0-0    | 2-5         | 1        | 2  | 3  | 2  | 4  | 1 | 1  | 0   | 1   | 16  |
| 01     | Norris, Riley     | g      | 4-9    | 1-3    | 0-0         | 1        | 2  | 3  | 2  | 9  | 0 | 1  | 0   | 0   | 32  |
| 12     | Ingram, Dazon     | g      | 5-7    | 0-0    | 2-4         | 0        | 8  | 8  | 4  | 12 | 3 | 5  | 0   | 1   | 29  |
| 03     | Collins, Corban   | g      | 1-3    | 1-2    | 0-0         | 0        | 2  | 2  | 2  | 3  | 0 | 1  | 0   | 0   | 21  |
| 05     | Johnson Jr, Avery | g      | 0-5    | 0-2    | 0-1         | 0        | 0  | 0  | 2  | 0  | 0 | 0  | 0   | 0   | 12  |
| 10     | Taylor, Jimmie    | g      | 1-1    | 0-0    | 0-2         | 2        | 5  | 7  | 1  | 2  | 0 | 2  | 0   | 0   | 15  |
| 11     | Hale, Shannon     | g      | 0-1    | 0-0    | 0-0         | 0        | 0  | 0  | 2  | 0  | 0 | 0  | 0   | 0   | 4   |
| 22     | Davis, Ar'Mond    | g      | 1-6    | 0-4    | 0-0         | 1        | 0  | 1  | 2  | 2  | 0 | 1  | 0   | 0   | 12  |
| Team   |                   |        |        |        | 0           | 0        | 0  |    |    |    |   |    |     |     |     |
| Totals |                   |        | 23-51  | 3-14   | 9-26        | 9        | 29 | 38 | 20 | 58 | 4 | 16 | 0   | 3   | 200 |

FG % 1st Half: 8-25 32.0% 2nd half: 15-26 57.7% Game: 23-51 45.1%  
 3FG % 1st Half: 1-7 14.3% 2nd half: 2-7 28.6% Game: 3-14 21.4%  
 FT % 1st Half: 3-11 27.3% 2nd half: 6-15 40.0% Game: 9-26 34.6%

Deadball  
Rebounds  
7

Officials: Mike Nance, Lee Cassell, Rob Rorke  
 Technical fouls: Kentucky-None. Alabama-None.  
 Attendance: 15383

| Score by periods | 1st | 2nd | Total |
|------------------|-----|-----|-------|
| Kentucky         | 29  | 38  | 67    |
| Alabama          | 20  | 38  | 58    |

| Points   | In Paint | Off T/O | 2nd Chance | Fast Break | Bench |
|----------|----------|---------|------------|------------|-------|
| Kentucky | 38       | 14      | 9          | 16         | 16    |
| Alabama  | 38       | 18      | 10         | 6          | 7     |

Last FG - UK 2nd-00:33, UA 2nd-00:13.  
 Largest lead - UK by 18 2nd-15:18, UA by 3 1st-15:58.  
 UK led for 34:56. UA led for 00:32. Game was tied for 04:32.

Score tied - 3 times.  
 Lead changed - 2 times.

## #13/11 Kentucky 83, Tennessee 58

### Feb. 14, 2017 | Lexington, Ky.

#### Tennessee 58 • 14-12, 6-7

| #      | Player             | Total  |        | 3-Ptr  |             | Rebounds |    |    | PF | TP | A | TO | Blk | Stl | Min |
|--------|--------------------|--------|--------|--------|-------------|----------|----|----|----|----|---|----|-----|-----|-----|
|        |                    | FG-FGA | FG-FGA | FT-FTA | Off Def Tot | PF       | TP | A  |    |    |   |    |     |     |     |
| 02     | Williams, Grant    | f      | 3-7    | 1-2    | 1-2         | 1        | 2  | 3  | 1  | 8  | 2 | 4  | 1   | 2   | 27  |
| 11     | Alexander, Kyle    | f      | 0-0    | 0-0    | 0-0         | 0        | 3  | 3  | 0  | 0  | 0 | 0  | 0   | 0   | 7   |
| 00     | Bone, Jordan       | g      | 5-9    | 2-4    | 3-4         | 0        | 4  | 4  | 4  | 15 | 2 | 3  | 0   | 0   | 32  |
| 03     | Hubbs III, Robert  | g      | 2-6    | 0-0    | 3-4         | 0        | 2  | 2  | 1  | 7  | 0 | 2  | 0   | 0   | 24  |
| 23     | Bowden, Jordan     | g      | 0-6    | 0-3    | 2-2         | 1        | 3  | 4  | 2  | 2  | 2 | 2  | 1   | 0   | 32  |
| 01     | Turner, Lamonte    | g      | 0-3    | 0-2    | 0-0         | 0        | 3  | 3  | 0  | 0  | 0 | 0  | 1   | 0   | 14  |
| 05     | Schofield, Admiral | g      | 6-10   | 0-1    | 5-5         | 1        | 6  | 7  | 1  | 17 | 0 | 0  | 0   | 1   | 25  |
| 12     | Parker, Kwe        | g      | 0-0    | 0-0    | 0-0         | 0        | 0  | 0  | 0  | 0  | 0 | 1  | 0   | 0   | 1   |
| 21     | Evans, Lew         | g      | 0-1    | 0-0    | 0-0         | 1        | 2  | 3  | 3  | 0  | 1 | 0  | 0   | 1   | 17  |
| 24     | Campbell, Lucas    | g      | 0-0    | 0-0    | 2-3         | 0        | 0  | 0  | 2  | 0  | 0 | 0  | 0   | 0   | 1   |
| 25     | Phillips, Shembari | g      | 2-9    | 0-3    | 3-4         | 0        | 3  | 3  | 3  | 7  | 0 | 0  | 0   | 2   | 18  |
| 32     | Woodson, Brad      | g      | 0-1    | 0-1    | 0-0         | 0        | 0  | 0  | 0  | 0  | 0 | 0  | 0   | 0   | 2   |
| Team   |                    |        |        |        | 2           | 1        | 3  |    |    |    | 1 |    |     |     |     |
| Totals |                    |        | 18-52  | 3-16   | 19-24       | 6        | 29 | 35 | 15 | 58 | 7 | 13 | 3   | 6   | 200 |

FG % 1st Half: 9-29 31.0% 2nd half: 9-23 39.1% Game: 18-52 34.6%  
 3FG % 1st Half: 2-9 22.2% 2nd half: 1-7 14.3% Game: 3-16 18.8%  
 FT % 1st Half: 12-14 85.7% 2nd half: 7-10 70.0% Game: 19-24 79.2%

Deadball  
Rebounds  
0

#### Kentucky 83 • 21-5, 11-2

| #      | Player             | Total  |        | 3-Ptr  |             | Rebounds |    |    | PF | TP | A  | TO | Blk | Stl | Min |
|--------|--------------------|--------|--------|--------|-------------|----------|----|----|----|----|----|----|-----|-----|-----|
|        |                    | FG-FGA | FG-FGA | FT-FTA | Off Def Tot | PF       | TP | A  |    |    |    |    |     |     |     |
| 03     | Adebayo, Edrice    | f      | 3-5    | 0-0    | 1-2         | 5        | 7  | 12 | 2  | 7  | 0  | 3  | 1   | 0   | 33  |
| 32     | Gabriel, Wenyen    | f      | 0-2    | 0-1    | 0-0         | 0        | 2  | 2  | 1  | 0  | 0  | 0  | 0   | 2   | 10  |
| 00     | Fox, De'Aaron      | g      | 5-13   | 0-2    | 3-5         | 0        | 3  | 3  | 5  | 13 | 6  | 0  | 1   | 2   | 32  |
| 05     | Monk, Malik        | g      | 7-18   | 4-7    | 2-2         | 0        | 8  | 8  | 1  | 20 | 2  | 2  | 1   | 0   | 33  |
| 13     | Briscoe, Isaiah    | g      | 6-10   | 0-2    | 0-1         | 1        | 3  | 4  | 3  | 12 | 6  | 1  | 1   | 2   | 22  |
| 11     | Mulder, Mychal     | g      | 1-3    | 1-2    | 0-0         | 0        | 4  | 4  | 2  | 3  | 0  | 0  | 0   | 0   | 8   |
| 15     | Humphries, Isaac   | g      | 1-2    | 0-0    | 0-0         | 0        | 2  | 2  | 0  | 2  | 0  | 0  | 0   | 0   | 8   |
| 20     | Calipari, Brad     | g      | 0-0    | 0-0    | 0-0         | 0        | 0  | 0  | 0  | 0  | 0  | 0  | 0   | 0   | 2   |
| 25     | Hawkins, Dominique | g      | 3-6    | 2-4    | 2-2         | 2        | 2  | 4  | 1  | 10 | 2  | 1  | 0   | 0   | 24  |
| 35     | Willis, Derek      | g      | 6-10   | 4-7    | 0-0         | 1        | 2  | 3  | 2  | 16 | 1  | 0  | 0   | 2   | 28  |
| Team   |                    |        |        |        | 1           | 0        | 1  |    |    |    |    |    |     |     |     |
| Totals |                    |        | 32-69  | 11-25  | 8-12        | 10       | 33 | 43 | 17 | 83 | 17 | 7  | 6   | 6   | 200 |

FG % 1st Half: 16-35 45.7% 2nd half: 16-34 47.1% Game: 32-69 46.4%  
 3FG % 1st Half: 10-18 55.6% 2nd half: 1-7 14.3% Game: 11-25 44.0%  
 FT % 1st Half: 5-7 71.4% 2nd half: 3-5 60.0% Game: 8-12 66.7%

Deadball  
Rebounds  
2

Officials: Pat Adams, Lamar Simpson, Doug Shows  
 Technical fouls: Tennessee-None. Kentucky-None.  
 Attendance: 24391

| Score by periods | 1st | 2nd | Total |
|------------------|-----|-----|-------|
| Tennessee        | 32  | 26  | 58    |
| Kentucky         | 47  | 36  | 83    |

| Points    | In Paint | Off T/O | 2nd Chance | Fast Break | Bench |
|-----------|----------|---------|------------|------------|-------|
| Tennessee | 18       | 4       | 6          | 0          | 26    |
| Kentucky  | 32       | 17      | 7          | 18         | 31    |

Last FG - UT 2nd-02:11, UK 2nd-03:34.  
 Largest lead - UT by 5 1st-18:19, UK by 28 2nd-05:04.  
 UT led for 03:40. UK led for 36:06. Game was tied for 00:14.

Score tied - 0 times.  
 Lead changed - 1 time.

## #13/11 Kentucky 82, Georgia 77

### Feb. 18, 2017 | Athens, Ga.

#### Kentucky 82 • 22-5, 12-2

| #      | Player             | Total  |        | 3-Ptr  |             | Rebounds |    |    | PF | TP | A  | TO | Blk | Stl | Min |
|--------|--------------------|--------|--------|--------|-------------|----------|----|----|----|----|----|----|-----|-----|-----|
|        |                    | FG-FGA | FG-FGA | FT-FTA | Off Def Tot | PF       | TP | A  |    |    |    |    |     |     |     |
| 03     | Adebayo, Edrice    | f      | 5-8    | 0-0    | 3-4         | 2        | 6  | 8  | 2  | 13 | 1  | 3  | 2   | 1   | 36  |
| 32     | Gabriel, Wenyen    | f      | 1-2    | 1-2    | 0-0         | 1        | 0  | 1  | 3  | 3  | 0  | 0  | 0   | 0   | 10  |
| 00     | Fox, De'Aaron      | g      | 4-14   | 0-2    | 8-10        | 1        | 4  | 5  | 3  | 16 | 5  | 4  | 0   | 0   | 25  |
| 05     | Monk, Malik        | g      | 3-11   | 1-5    | 9-11        | 0        | 2  | 2  | 1  | 16 | 5  | 1  | 0   | 3   | 36  |
| 13     | Briscoe, Isaiah    | g      | 4-12   | 0-3    | 1-1         | 3        | 3  | 6  | 5  | 9  | 2  | 4  | 0   | 0   | 24  |
| 11     | Mulder, Mychal     | g      | 3-6    | 3-6    | 0-0         | 1        | 1  | 2  | 0  | 9  | 0  | 0  | 0   | 0   | 14  |
| 15     | Humphries, Isaac   | g      | 0-0    | 0-0    | 0-0         | 0        | 0  | 0  | 1  | 0  | 0  | 0  | 0   | 0   | 4   |
| 25     | Hawkins, Dominique | g      | 3-5    | 1-2    | 2-2         | 0        | 0  | 0  | 5  | 9  | 0  | 0  | 0   | 2   | 21  |
| 35     | Willis, Derek      | g      | 3-3    | 1-1    | 0-0         | 4        | 8  | 12 | 1  | 7  | 0  | 2  | 0   | 1   | 30  |
| Team   |                    |        |        |        | 2           | 3        | 5  |    |    |    |    |    |     |     |     |
| Totals |                    |        | 26-61  | 7-21   | 23-28       | 14       | 27 | 41 | 21 | 82 | 13 | 14 | 2   | 7   | 200 |

FG % 1st Half: 12-26 46.2% 2nd half: 14-35 40.0% Game: 26-61 42.6%  
 3FG % 1st Half: 4-10 40.0% 2nd half: 3-11 27.3% Game: 7-21 33.3%  
 FT % 1st Half: 5-5 100.0 2nd half: 18-23 78.3% Game: 23-28 82.1%

Deadball  
Rebounds  
2

#### Georgia 77 • 15-12, 6-8

| #      | Player              | Total  |        |        | 3-Ptr |     |     | Rebounds |    |    | PF | TP | A | TO | Blk | Stl | Min. |
|--------|---------------------|--------|--------|--------|-------|-----|-----|----------|----|----|----|----|---|----|-----|-----|------|
|        |                     | FG-FGA | FG-FGA | FT-FTA | Off   | Def | Tot |          |    |    |    |    |   |    |     |     |      |
| 01     | Maten, Yante        | f      | 0-0    | 0-0    | 0-0   | 0   | 0   | 0        | 0  | 0  | 0  | 0  | 0 | 0  | 0   | 2   |      |
| 13     | Wilridge, E'Torrior | f      | 1-2    | 0-0    | 0-0   | 0   | 2   | 2        | 3  | 2  | 4  | 1  | 0 | 0  | 32  |     |      |
| 34     | Ogbeide, Derek      | f      | 2-3    | 0-0    | 0-1   | 0   | 11  | 11       | 5  | 4  | 2  | 2  | 1 | 0  | 30  |     |      |
| 30     | Parker, Juwan       | g      | 4-10   | 0-3    | 2-2   | 1   | 3   | 4        | 3  | 10 | 1  | 1  | 0 | 0  | 30  |     |      |
| 30     | Frazier, J.J.       | g      | 11-22  | 2-7    | 12-15 | 3   | 3   | 3        | 36 | 3  | 2  | 1  | 2 | 35 |     |     |      |
| 00     | Jackson, William II |        | 3-5    | 0-2    | 0-0   | 0   | 0   | 0        | 2  | 6  | 0  | 0  | 0 | 0  | 16  |     |      |
| 04     | Crump, Tyree        |        | 0-1    | 0-0    | 0-0   | 0   | 0   | 0        | 0  | 0  | 0  | 0  | 0 | 0  | 3   |     |      |
| 05     | Diatla, Pape        |        | 3-6    | 1-2    | 2-2   | 0   | 1   | 1        | 9  | 0  | 0  | 0  | 0 | 0  | 11  |     |      |
| 24     | Kessler, Houston    |        | 0-0    | 0-0    | 0-0   | 0   | 0   | 0        | 3  | 0  | 0  | 0  | 0 | 0  | 6   |     |      |
| 25     | Geno,Kenny Paul     |        | 0-0    | 0-0    | 0-0   | 0   | 0   | 0        | 0  | 0  | 0  | 0  | 0 | 0  | 1   |     |      |
| 32     | Edwards, Mike       |        | 4-6    | 0-0    | 2-4   | 1   | 2   | 3        | 2  | 10 | 0  | 2  | 1 | 0  | 34  |     |      |
|        | Team                |        |        |        |       | 0   | 2   | 2        |    |    |    |    |   |    |     |     |      |
| Totals |                     |        | 28-55  | 3-15   | 18-24 | 2   | 24  | 26       | 22 | 77 | 8  | 11 | 4 | 2  | 200 |     |      |



2016-17 Kentucky Men's Basketball  
Kentucky Combined Team Statistics (as of Feb 18, 2017)  
All games



| RECORD:        | OVERALL | HOME | AWAY | NEUTRAL |
|----------------|---------|------|------|---------|
| ALL GAMES      | 22-5    | 13-2 | 5-3  | 4-0     |
| CONFERENCE     | 12-2    | 7-0  | 5-2  | 0-0     |
| NON-CONFERENCE | 10-3    | 6-2  | 0-1  | 4-0     |

| #              | Player              | gp-gs | min  | avg  | Total    |      | 3-Point |       | F-Throw |       | Rebounds |     |      |      | pf  | dq | a   | to  | blk | stl | pts  | avg  |
|----------------|---------------------|-------|------|------|----------|------|---------|-------|---------|-------|----------|-----|------|------|-----|----|-----|-----|-----|-----|------|------|
|                |                     |       |      |      | fg-fga   | fg%  | 3fg-fga | 3fg%  | ft-fa   | ft%   | off      | def | tot  | avg  |     |    |     |     |     |     |      |      |
| 05             | Monk, Malik         | 27-27 | 860  | 31.9 | 198-416  | .476 | 84-203  | .414  | 99-120  | .825  | 9        | 57  | 66   | 2.4  | 49  | 0  | 62  | 54  | 12  | 33  | 579  | 21.4 |
| 00             | Fox, De'Aaron       | 26-25 | 762  | 29.3 | 147-319  | .461 | 8-50    | .160  | 103-142 | .725  | 12       | 97  | 109  | 4.2  | 64  | 2  | 140 | 60  | 5   | 41  | 405  | 15.6 |
| 13             | Briscoe, Isaiah     | 25-25 | 772  | 30.9 | 125-266  | .470 | 14-46   | .304  | 77-114  | .675  | 38       | 97  | 135  | 5.4  | 65  | 1  | 108 | 66  | 4   | 22  | 341  | 13.6 |
| 03             | Adebayo, Edrice     | 27-27 | 758  | 28.1 | 119-197  | .604 | 0-0     | .000  | 104-168 | .619  | 80       | 113 | 193  | 7.1  | 76  | 2  | 21  | 45  | 43  | 19  | 342  | 12.7 |
| 35             | Willis, Derek       | 27-6  | 549  | 20.3 | 72-142   | .507 | 33-83   | .398  | 18-24   | .750  | 31       | 99  | 130  | 4.8  | 41  | 0  | 22  | 21  | 21  | 18  | 195  | 7.2  |
| 11             | Mulder, Mychal      | 21-0  | 240  | 11.4 | 44-99    | .444 | 29-73   | .397  | 9-9     | 1.000 | 15       | 24  | 39   | 1.9  | 20  | 0  | 7   | 9   | 4   | 6   | 126  | 6.0  |
| 32             | Gabriel, Wenyen     | 27-21 | 551  | 20.4 | 57-124   | .460 | 18-53   | .340  | 27-45   | .600  | 55       | 100 | 155  | 5.7  | 78  | 2  | 24  | 21  | 31  | 11  | 159  | 5.9  |
| 25             | Hawkins, Dominique  | 27-3  | 475  | 17.6 | 32-87    | .368 | 11-40   | .275  | 27-31   | .871  | 18       | 26  | 44   | 1.6  | 50  | 1  | 52  | 12  | 0   | 16  | 102  | 3.8  |
| 15             | Humphries, Isaac    | 27-1  | 245  | 9.1  | 36-72    | .500 | 0-0     | .000  | 13-23   | .565  | 45       | 46  | 91   | 3.4  | 53  | 1  | 8   | 13  | 18  | 6   | 85   | 3.1  |
| 01             | Killea-Jones, Sacha | 15-0  | 96   | 6.4  | 17-29    | .586 | 0-0     | .000  | 6-15    | .400  | 12       | 19  | 31   | 2.1  | 19  | 0  | 2   | 7   | 10  | 1   | 40   | 2.7  |
| 14             | Wynyard, Tai        | 15-0  | 54   | 3.6  | 5-6      | .833 | 0-0     | .000  | 1-3     | .333  | 5        | 8   | 13   | 0.9  | 11  | 0  | 1   | 2   | 3   | 1   | 11   | 0.7  |
| 10             | David, Jonny        | 7-0   | 11   | 1.6  | 1-2      | .500 | 1-1     | 1.000 | 2-4     | .500  | 0        | 0   | 0    | 0.0  | 0   | 0  | 0   | 3   | 0   | 0   | 5    | 0.7  |
| 20             | Calipari, Brad      | 14-0  | 44   | 3.1  | 2-13     | .154 | 2-12    | .167  | 2-5     | .400  | 1        | 2   | 3    | 0.2  | 3   | 0  | 1   | 2   | 1   | 0   | 8    | 0.6  |
| 30             | Pulliam, Dillon     | 6-0   | 8    | 1.3  | 0-1      | .000 | 0-0     | .000  | 0-0     | .000  | 0        | 1   | 1    | 0.2  | 0   | 0  | 1   | 1   | 0   | 0   | 0    | 0.0  |
| Team           |                     |       |      |      |          |      |         |       |         |       | 35       | 47  | 82   |      |     |    | 5   |     |     |     |      |      |
| Total.....     |                     | 27    | 5425 |      | 855-1773 | .482 | 200-561 | .357  | 488-703 | .694  | 356      | 736 | 1092 | 40.4 | 529 | 9  | 449 | 321 | 152 | 174 | 2398 | 88.8 |
| Opponents..... |                     | 27    | 5425 |      | 710-1650 | .430 | 165-528 | .313  | 392-579 | .677  | 283      | 669 | 952  | 35.3 | 635 | -  | 305 | 416 | 84  | 131 | 1977 | 73.2 |

| TEAM STATISTICS        | UK       | OPP      |
|------------------------|----------|----------|
| SCORING                | 2398     | 1977     |
| Points per game        | 88.8     | 73.2     |
| Scoring margin         | +15.6    | -        |
| FIELD GOALS-ATT        | 855-1773 | 710-1650 |
| Field goal pct         | .482     | .430     |
| 3 POINT FG-ATT         | 200-561  | 165-528  |
| 3-point FG pct         | .357     | .313     |
| 3-pt FG made per game  | 7.4      | 6.1      |
| FREE THROWS-ATT        | 488-703  | 392-579  |
| Free throw pct         | .694     | .677     |
| F-Throws made per game | 18.1     | 14.5     |
| REBOUNDS               | 1092     | 952      |
| Rebounds per game      | 40.4     | 35.3     |
| Rebounding margin      | +5.2     | -        |
| ASSISTS                | 449      | 305      |
| Assists per game       | 16.6     | 11.3     |
| TURNOVERS              | 321      | 416      |
| Turnovers per game     | 11.9     | 15.4     |
| Turnover margin        | +3.5     | -        |
| Assist/turnover ratio  | 1.4      | 0.7      |
| STEALS                 | 174      | 131      |
| Steals per game        | 6.4      | 4.9      |
| BLOCKS                 | 152      | 84       |
| Blocks per game        | 5.6      | 3.1      |
| ATTENDANCE             | 350383   | 158594   |
| Home games-Avg/Game    | 15-23359 | 8-13846  |
| Neutral site-Avg/Game  | -        | 4-11956  |

| Date     | Opponent                 |     | Score   | Att.  |
|----------|--------------------------|-----|---------|-------|
| 11/11/16 | STEPHEN F. AUSTIN        | w   | 87-64   | 22683 |
| 11/13/16 | CANISIUS                 | w   | 93-69   | 22009 |
| 11/15/16 | vs #13/13 Michigan State | w   | 69-48   | 19812 |
| 11/20/16 | DUQUESNE                 | w   | 93-59   | 21327 |
| 11/23/16 | CLEVELAND STATE          | w   | 101-70  | 22441 |
| 11/25/16 | UT MARTIN                | w   | 111-76  | 23324 |
| 11/28/16 | vs Arizona State         | w   | 115-69  | 1200  |
| 12/3/16  | #11/9 UCLA               | L   | 92-97   | 23976 |
| 12/7/16  | VALPO                    | w   | 87-63   | 21805 |
| 12/11/16 | vs Hofstra               | w   | 96-73   | 7514  |
| 12/17/16 | vs #7/6 North Carolina   | w   | 103-100 | 19298 |
| 12/21/16 | at #10/11 Louisville     | L   | 70-73   | 22783 |
| 12/29/16 | at Ole Miss              | w   | 99-76   | 9086  |
| 1/3/17   | TEXAS A&M                | w   | 100-58  | 23455 |
| 1/7/17   | ARKANSAS                 | w   | 97-71   | 24322 |
| 1/10/17  | at Vanderbilt            | w   | 87-81   | 12707 |
| 1/14/17  | AUBURN                   | w   | 92-72   | 24372 |
| 1/17/17  | at Mississippi State     | w   | 88-81   | 9768  |
| 1/21/17  | #24/24 SOUTH CAROLINA    | w   | 85-69   | 24389 |
| 1/24/17  | at Tennessee             | L   | 80-82   | 19349 |
| 1/28/17  | #2/1 KANSAS              | L   | 73-79   | 24418 |
| 1/31/17  | GEORGIA                  | Wot | 90-81   | 23814 |
| 2/4/17   | at #24/23 Florida        | L   | 66-88   | 11171 |
| 2/7/17   | LSU                      | w   | 92-85   | 23657 |
| 2/11/17  | at Alabama               | w   | 67-58   | 15383 |
| 2/14/17  | TENNESSEE                | w   | 83-58   | 24391 |
| 02/18/17 | at Georgia               | w   | 82-77   | 10523 |

| Score by Periods | 1st  | 2nd  | OT | Totals |
|------------------|------|------|----|--------|
| Kentucky         | 1190 | 1194 | 14 | 2398   |
| Opponents        | 910  | 1062 | 5  | 1977   |

\* = Conference game  
 1 = Champions Classic | Madison Square Garden (New York)  
 2 = Atlantis Showcase | Imperial Arena (Paradise Island, Bahamas)  
 3 = Brooklyn Hoops Winter Festival | Barclays Center (Brooklyn, N.Y.)  
 4 = CBS Sports Classic | T-Mobile Arena (Las Vegas)  
 5 = SEC/Big 12 Challenge



2016-17 Kentucky Men's Basketball  
Kentucky Combined Team Statistics (as of Feb 18, 2017)  
Conference games



| RECORD:        | OVERALL | HOME | AWAY | NEUTRAL |
|----------------|---------|------|------|---------|
| ALL GAMES      | 12-2    | 7-0  | 5-2  | 0-0     |
| CONFERENCE     | 12-2    | 7-0  | 5-2  | 0-0     |
| NON-CONFERENCE | 0-0     | 0-0  | 0-0  | 0-0     |

| #              | Player              | gp-gs | min  | avg  | Total   |       | 3-Point |       | F-Throw |       | Rebounds |     |     |      | pf  | dq | a   | to  | blk | stl | pts  | avg  |
|----------------|---------------------|-------|------|------|---------|-------|---------|-------|---------|-------|----------|-----|-----|------|-----|----|-----|-----|-----|-----|------|------|
|                |                     |       |      |      | fg-fga  | fg%   | 3fg-fga | 3fg%  | ft-fa   | ft%   | off      | def | tot | avg  |     |    |     |     |     |     |      |      |
| 05             | Monk, Malik         | 14-14 | 474  | 33.9 | 96-207  | .464  | 43-98   | .439  | 69-84   | .821  | 3        | 30  | 33  | 2.4  | 23  | 0  | 33  | 29  | 8   | 20  | 304  | 21.7 |
| 00             | Fox, De'Aaron       | 13-12 | 353  | 27.2 | 74-153  | .484  | 4-22    | .182  | 47-65   | .723  | 4        | 43  | 47  | 3.6  | 35  | 2  | 56  | 25  | 2   | 18  | 199  | 15.3 |
| 03             | Adebayo, Edrice     | 14-14 | 414  | 29.6 | 63-96   | .656  | 0-0     | .000  | 56-86   | .651  | 31       | 58  | 89  | 6.4  | 40  | 1  | 7   | 25  | 22  | 12  | 182  | 13.0 |
| 13             | Briscoe, Isaiah     | 14-14 | 447  | 31.9 | 66-153  | .431  | 8-26    | .308  | 38-59   | .644  | 27       | 64  | 91  | 6.5  | 36  | 1  | 67  | 42  | 1   | 10  | 178  | 12.7 |
| 35             | Willis, Derek       | 14-1  | 295  | 21.1 | 36-74   | .486  | 16-42   | .381  | 7-10    | .700  | 18       | 56  | 74  | 5.3  | 24  | 0  | 9   | 12  | 7   | 7   | 95   | 6.8  |
| 32             | Gabriel, Wenyen     | 14-13 | 300  | 21.4 | 30-67   | .448  | 15-34   | .441  | 11-25   | .440  | 25       | 57  | 82  | 5.9  | 43  | 2  | 9   | 8   | 20  | 4   | 86   | 6.1  |
| 11             | Mulder, Mychal      | 11-0  | 120  | 10.9 | 16-38   | .421  | 11-31   | .355  | 7-7     | 1.000 | 4        | 12  | 16  | 1.5  | 11  | 0  | 3   | 6   | 0   | 3   | 50   | 4.5  |
| 25             | Hawkins, Dominique  | 14-1  | 256  | 18.3 | 19-48   | .396  | 6-21    | .286  | 16-18   | .889  | 7        | 11  | 18  | 1.3  | 30  | 1  | 19  | 9   | 0   | 9   | 60   | 4.3  |
| 15             | Humphries, Isaac    | 14-1  | 106  | 7.6  | 17-31   | .548  | 0-0     | .000  | 8-12    | .667  | 20       | 23  | 43  | 3.1  | 28  | 1  | 2   | 5   | 4   | 0   | 42   | 3.0  |
| 10             | David, Jonny        | 2-0   | 2    | 1.0  | 1-1     | 1.000 | 1-1     | 1.000 | 2-2     | 1.000 | 0        | 0   | 0   | 0.0  | 0   | 0  | 0   | 0   | 0   | 0   | 5    | 2.5  |
| 01             | Killea-Jones, Sacha | 5-0   | 11   | 2.2  | 1-3     | .333  | 0-0     | .000  | 2-2     | 1.000 | 2        | 2   | 4   | 0.8  | 3   | 0  | 1   | 1   | 0   | 0   | 4    | 0.8  |
| 14             | Wynyard, Tai        | 8-0   | 34   | 4.3  | 1-1     | 1.000 | 0-0     | .000  | 1-2     | .500  | 2        | 2   | 4   | 0.5  | 9   | 0  | 0   | 1   | 2   | 1   | 3    | 0.4  |
| 30             | Pulliam, Dillon     | 2-0   | 2    | 1.0  | 0-0     | .000  | 0-0     | .000  | 0-0     | .000  | 0        | 0   | 0   | 0.0  | 0   | 0  | 0   | 0   | 0   | 0   | 0    | 0.0  |
| 20             | Calipari, Brad      | 5-0   | 11   | 2.2  | 0-1     | .000  | 0-1     | .000  | 0-0     | .000  | 1        | 0   | 1   | 0.2  | 0   | 0  | 0   | 0   | 0   | 0   | 0    | 0.0  |
| Team           |                     |       |      |      |         |       |         |       |         |       | 19       | 24  | 43  |      |     |    |     | 3   |     |     |      |      |
| Total.....     |                     | 14    | 2825 |      | 420-873 | .481  | 104-276 | .377  | 264-372 | .710  | 163      | 382 | 545 | 38.9 | 282 | 8  | 206 | 166 | 66  | 84  | 1208 | 86.3 |
| Opponents..... |                     | 14    | 2825 |      | 374-828 | .452  | 83-247  | .336  | 206-312 | .660  | 122      | 351 | 473 | 33.8 | 334 | -  | 158 | 197 | 46  | 63  | 1037 | 74.1 |

| TEAM STATISTICS        | UK      | OPP     |
|------------------------|---------|---------|
| SCORING                | 1208    | 1037    |
| Points per game        | 86.3    | 74.1    |
| Scoring margin         | +12.2   | -       |
| FIELD GOALS-ATT        | 420-873 | 374-828 |
| Field goal pct         | .481    | .452    |
| 3 POINT FG-ATT         | 104-276 | 83-247  |
| 3-point FG pct         | .377    | .336    |
| 3-pt FG made per game  | 7.4     | 5.9     |
| FREE THROWS-ATT        | 264-372 | 206-312 |
| Free throw pct         | .710    | .660    |
| F-Throws made per game | 18.9    | 14.7    |
| REBOUNDS               | 545     | 473     |
| Rebounds per game      | 38.9    | 33.8    |
| Rebounding margin      | +5.1    | -       |
| ASSISTS                | 206     | 158     |
| Assists per game       | 14.7    | 11.3    |
| TURNOVERS              | 166     | 197     |
| Turnovers per game     | 11.9    | 14.1    |
| Turnover margin        | +2.2    | -       |
| Assist/turnover ratio  | 1.2     | 0.8     |
| STEALS                 | 84      | 63      |
| Steals per game        | 6.0     | 4.5     |
| BLOCKS                 | 66      | 46      |
| Blocks per game        | 4.7     | 3.3     |
| ATTENDANCE             | 168400  | 87987   |
| Home games-Avg/Game    | 7-24057 | 7-12570 |
| Neutral site-Avg/Game  | -       | 0-0     |

| Date       | Opponent              |     | Score  | Att.  |
|------------|-----------------------|-----|--------|-------|
| * 12/29/16 | at Ole Miss           | w   | 99-76  | 9086  |
| * 1/3/17   | TEXAS A&M             | w   | 100-58 | 23455 |
| * 1/7/17   | ARKANSAS              | w   | 97-71  | 24322 |
| * 1/10/17  | at Vanderbilt         | w   | 87-81  | 12707 |
| * 1/14/17  | AUBURN                | w   | 92-72  | 24372 |
| * 1/17/17  | at Mississippi State  | w   | 88-81  | 9768  |
| * 1/21/17  | #24/24 SOUTH CAROLINA | w   | 85-69  | 24389 |
| * 1/24/17  | at Tennessee          | L   | 80-82  | 19349 |
| * 1/31/17  | GEORGIA               | Wot | 90-81  | 23814 |
| * 2/4/17   | at #24/23 Florida     | L   | 66-88  | 11171 |
| * 2/7/17   | LSU                   | w   | 92-85  | 23657 |
| * 2/11/17  | at Alabama            | w   | 67-58  | 15383 |
| * 2/14/17  | TENNESSEE             | w   | 83-58  | 24391 |
| * 02/18/17 | at Georgia            | w   | 82-77  | 10523 |

\* = Conference game  
1 = Champions Classic | Madison Square Garden (New York)  
2 = Atlantis Showcase | Imperial Arena (Paradise Island, Bahamas)  
3 = Brooklyn Hoops Winter Festival | Barclays Center (Brooklyn, N.Y.)  
4 = CBS Sports Classic | T-Mobile Arena (Las Vegas)  
5 = SEC/Big 12 Challenge

| Score by Periods | 1st | 2nd | OT | Totals |
|------------------|-----|-----|----|--------|
| Kentucky         | 581 | 613 | 14 | 1208   |
| Opponents        | 468 | 564 | 5  | 1037   |



2016-17 Kentucky Men's Basketball  
Kentucky Overall Team Statistics (as of Feb 18, 2017)  
All games



| TEAM STATISTICS        | UK       | OPP      |
|------------------------|----------|----------|
| SCORING                | 2398     | 1977     |
| Points per game        | 88.8     | 73.2     |
| Scoring margin         | +15.6    | -        |
| FIELD GOALS-ATT        | 855-1773 | 710-1650 |
| Field goal pct         | .482     | .430     |
| 3 POINT FG-ATT         | 200-561  | 165-528  |
| 3-point FG pct         | .357     | .313     |
| 3-pt FG made per game  | 7.4      | 6.1      |
| FREE THROWS-ATT        | 488-703  | 392-579  |
| Free throw pct         | .694     | .677     |
| F-Throws made per game | 18.1     | 14.5     |
| REBOUNDS               | 1092     | 952      |
| Rebounds per game      | 40.4     | 35.3     |
| Rebounding margin      | +5.2     | -        |
| ASSISTS                | 449      | 305      |
| Assists per game       | 16.6     | 11.3     |
| TURNOVERS              | 321      | 416      |
| Turnovers per game     | 11.9     | 15.4     |
| Turnover margin        | +3.5     | -        |
| Assist/turnover ratio  | 1.4      | 0.7      |
| STEALS                 | 174      | 131      |
| Steals per game        | 6.4      | 4.9      |
| BLOCKS                 | 152      | 84       |
| Blocks per game        | 5.6      | 3.1      |
| WINNING STREAK         | 4        | -        |
| Home win streak        | 3        | -        |
| ATTENDANCE             | 350383   | 158594   |
| Home games-Avg/Game    | 15-23359 | 8-13846  |
| Neutral site-Avg/Game  | -        | 4-11956  |

| Score by Periods | 1st  | 2nd  | OT | Totals |
|------------------|------|------|----|--------|
| Kentucky         | 1190 | 1194 | 14 | 2398   |
| Opponents        | 910  | 1062 | 5  | 1977   |



2016-17 Kentucky Men's Basketball  
Kentucky Category Leaders (as of Feb 18, 2017)  
All games



| Points               | G  | Pts | Pts/G |
|----------------------|----|-----|-------|
| Monk, Malik          | 27 | 579 | 21.4  |
| Fox, De'Aaron        | 26 | 405 | 15.6  |
| Adebayo, Edrice      | 27 | 342 | 12.7  |
| Briscoe, Isaiah      | 25 | 341 | 13.6  |
| Willis, Derek        | 27 | 195 | 7.2   |
| Gabriel, Wenyen      | 27 | 159 | 5.9   |
| Mulder, Mychal       | 21 | 126 | 6.0   |
| Hawkins, Dominique   | 27 | 102 | 3.8   |
| Humphries, Isaac     | 27 | 85  | 3.1   |
| Killeya-Jones, Sacha | 15 | 40  | 2.7   |
| Wynyard, Tai         | 15 | 11  | 0.7   |
| Calipari, Brad       | 14 | 8   | 0.6   |

| FG Percentage        | FG  | Att | Pct  |
|----------------------|-----|-----|------|
| Wynyard, Tai         | 5   | 6   | .833 |
| Adebayo, Edrice      | 119 | 197 | .604 |
| Killeya-Jones, Sacha | 17  | 29  | .586 |
| Willis, Derek        | 72  | 142 | .507 |
| Humphries, Isaac     | 36  | 72  | .500 |
| David, Jonny         | 1   | 2   | .500 |
| Monk, Malik          | 198 | 416 | .476 |
| Briscoe, Isaiah      | 125 | 266 | .470 |
| Fox, De'Aaron        | 147 | 319 | .461 |
| Gabriel, Wenyen      | 57  | 124 | .460 |
| Mulder, Mychal       | 44  | 99  | .444 |
| Hawkins, Dominique   | 32  | 87  | .368 |

| 3-Point Percentage | 3FG | Att | Pct   |
|--------------------|-----|-----|-------|
| David, Jonny       | 1   | 1   | 1.000 |
| Monk, Malik        | 84  | 203 | .414  |
| Willis, Derek      | 33  | 83  | .398  |
| Mulder, Mychal     | 29  | 73  | .397  |
| Gabriel, Wenyen    | 18  | 53  | .340  |
| Briscoe, Isaiah    | 14  | 46  | .304  |
| Hawkins, Dominique | 11  | 40  | .275  |
| Calipari, Brad     | 2   | 12  | .167  |
| Fox, De'Aaron      | 8   | 50  | .160  |

| Free Throw Percent   | FG  | Att | Pct   |
|----------------------|-----|-----|-------|
| Mulder, Mychal       | 9   | 9   | 1.000 |
| Hawkins, Dominique   | 27  | 31  | .871  |
| Monk, Malik          | 99  | 120 | .825  |
| Willis, Derek        | 18  | 24  | .750  |
| Fox, De'Aaron        | 103 | 142 | .725  |
| Briscoe, Isaiah      | 77  | 114 | .675  |
| Adebayo, Edrice      | 104 | 168 | .619  |
| Gabriel, Wenyen      | 27  | 45  | .600  |
| Humphries, Isaac     | 13  | 23  | .565  |
| David, Jonny         | 2   | 4   | .500  |
| Killeya-Jones, Sacha | 6   | 15  | .400  |
| Calipari, Brad       | 2   | 5   | .400  |

| Scoring Average      | G  | Pts | Avg/G |
|----------------------|----|-----|-------|
| Monk, Malik          | 27 | 579 | 21.4  |
| Fox, De'Aaron        | 26 | 405 | 15.6  |
| Briscoe, Isaiah      | 25 | 341 | 13.6  |
| Adebayo, Edrice      | 27 | 342 | 12.7  |
| Willis, Derek        | 27 | 195 | 7.2   |
| Mulder, Mychal       | 21 | 126 | 6.0   |
| Gabriel, Wenyen      | 27 | 159 | 5.9   |
| Hawkins, Dominique   | 27 | 102 | 3.8   |
| Humphries, Isaac     | 27 | 85  | 3.1   |
| Killeya-Jones, Sacha | 15 | 40  | 2.7   |
| Wynyard, Tai         | 15 | 11  | 0.7   |
| David, Jonny         | 7  | 5   | 0.7   |

| Field Goal Attempts | G  | Att | Att/G |
|---------------------|----|-----|-------|
| Monk, Malik         | 27 | 416 | 15.4  |
| Fox, De'Aaron       | 26 | 319 | 12.3  |
| Briscoe, Isaiah     | 25 | 266 | 10.6  |
| Adebayo, Edrice     | 27 | 197 | 7.3   |
| Willis, Derek       | 27 | 142 | 5.3   |

| Field Goals Made | G  | Made | Made/G |
|------------------|----|------|--------|
| Monk, Malik      | 27 | 198  | 7.3    |
| Fox, De'Aaron    | 26 | 147  | 5.7    |
| Briscoe, Isaiah  | 25 | 125  | 5.0    |
| Adebayo, Edrice  | 27 | 119  | 4.4    |
| Willis, Derek    | 27 | 72   | 2.7    |

| 3-Point FG Attempts | G  | Att | Att/G |
|---------------------|----|-----|-------|
| Monk, Malik         | 27 | 203 | 7.5   |
| Willis, Derek       | 27 | 83  | 3.1   |
| Mulder, Mychal      | 21 | 73  | 3.5   |
| Gabriel, Wenyen     | 27 | 53  | 2.0   |
| Fox, De'Aaron       | 26 | 50  | 1.9   |

| 3-Point FG Made | G  | Made | Made/G |
|-----------------|----|------|--------|
| Monk, Malik     | 27 | 84   | 3.1    |
| Willis, Derek   | 27 | 33   | 1.2    |
| Mulder, Mychal  | 21 | 29   | 1.4    |
| Gabriel, Wenyen | 27 | 18   | 0.7    |
| Briscoe, Isaiah | 25 | 14   | 0.6    |

| Free Throw Attempts | G  | Att | Att/G |
|---------------------|----|-----|-------|
| Adebayo, Edrice     | 27 | 168 | 6.2   |
| Fox, De'Aaron       | 26 | 142 | 5.5   |
| Monk, Malik         | 27 | 120 | 4.4   |
| Briscoe, Isaiah     | 25 | 114 | 4.6   |
| Gabriel, Wenyen     | 27 | 45  | 1.7   |

| Free Throws Made   | G  | Made | Made/G |
|--------------------|----|------|--------|
| Adebayo, Edrice    | 27 | 104  | 3.9    |
| Fox, De'Aaron      | 26 | 103  | 4.0    |
| Monk, Malik        | 27 | 99   | 3.7    |
| Briscoe, Isaiah    | 25 | 77   | 3.1    |
| Hawkins, Dominique | 27 | 27   | 1.0    |
| Gabriel, Wenyen    | 27 | 27   | 1.0    |



2016-17 Kentucky Men's Basketball  
Kentucky Category Leaders (as of Feb 18, 2017)  
All games



| Rebounds        | G  | Reb | Reb/G |
|-----------------|----|-----|-------|
| Adebayo, Edrice | 27 | 193 | 7.1   |
| Gabriel, Wenyen | 27 | 155 | 5.7   |
| Briscoe, Isaiah | 25 | 135 | 5.4   |
| Willis, Derek   | 27 | 130 | 4.8   |
| Fox, De'Aaron   | 26 | 109 | 4.2   |

| Rebound Average | G  | Reb | Avg/G |
|-----------------|----|-----|-------|
| Adebayo, Edrice | 27 | 193 | 7.1   |
| Gabriel, Wenyen | 27 | 155 | 5.7   |
| Briscoe, Isaiah | 25 | 135 | 5.4   |
| Willis, Derek   | 27 | 130 | 4.8   |
| Fox, De'Aaron   | 26 | 109 | 4.2   |

| Offensive Rebounds | G  | No. | Avg/G |
|--------------------|----|-----|-------|
| Adebayo, Edrice    | 27 | 80  | 3.0   |
| Gabriel, Wenyen    | 27 | 55  | 2.0   |
| Humphries, Isaac   | 27 | 45  | 1.7   |
| Briscoe, Isaiah    | 25 | 38  | 1.5   |
| Willis, Derek      | 27 | 31  | 1.1   |

| Defensive Rebounds | G  | No. | Avg/G |
|--------------------|----|-----|-------|
| Adebayo, Edrice    | 27 | 113 | 4.2   |
| Gabriel, Wenyen    | 27 | 100 | 3.7   |
| Willis, Derek      | 27 | 99  | 3.7   |
| Briscoe, Isaiah    | 25 | 97  | 3.9   |
| Fox, De'Aaron      | 26 | 97  | 3.7   |

| Fouls            | G  | No. | Per/G |
|------------------|----|-----|-------|
| Gabriel, Wenyen  | 27 | 78  | 2.9   |
| Adebayo, Edrice  | 27 | 76  | 2.8   |
| Briscoe, Isaiah  | 25 | 65  | 2.6   |
| Fox, De'Aaron    | 26 | 64  | 2.5   |
| Humphries, Isaac | 27 | 53  | 2.0   |

| Foulsouts          | G  | No. |
|--------------------|----|-----|
| Gabriel, Wenyen    | 27 | 2   |
| Adebayo, Edrice    | 27 | 2   |
| Fox, De'Aaron      | 26 | 2   |
| Hawkins, Dominique | 27 | 1   |
| Humphries, Isaac   | 27 | 1   |
| Briscoe, Isaiah    | 25 | 1   |

| Assists            | G  | No. | Ast/G |
|--------------------|----|-----|-------|
| Fox, De'Aaron      | 26 | 140 | 5.4   |
| Briscoe, Isaiah    | 25 | 108 | 4.3   |
| Monk, Malik        | 27 | 62  | 2.3   |
| Hawkins, Dominique | 27 | 52  | 1.9   |
| Gabriel, Wenyen    | 27 | 24  | 0.9   |

| Steals          | G  | No. | Stl/G |
|-----------------|----|-----|-------|
| Fox, De'Aaron   | 26 | 41  | 1.6   |
| Monk, Malik     | 27 | 33  | 1.2   |
| Briscoe, Isaiah | 25 | 22  | 0.9   |
| Adebayo, Edrice | 27 | 19  | 0.7   |
| Willis, Derek   | 27 | 18  | 0.7   |

| Blocked Shots    | G  | No. | Blk/G |
|------------------|----|-----|-------|
| Adebayo, Edrice  | 27 | 43  | 1.6   |
| Gabriel, Wenyen  | 27 | 31  | 1.1   |
| Willis, Derek    | 27 | 21  | 0.8   |
| Humphries, Isaac | 27 | 18  | 0.7   |
| Monk, Malik      | 27 | 12  | 0.4   |

| Minutes         | G  | No. | Min/G |
|-----------------|----|-----|-------|
| Monk, Malik     | 27 | 860 | 31.9  |
| Briscoe, Isaiah | 25 | 772 | 30.9  |
| Fox, De'Aaron   | 26 | 762 | 29.3  |
| Adebayo, Edrice | 27 | 758 | 28.1  |
| Gabriel, Wenyen | 27 | 551 | 20.4  |

| Turnovers       | G  | No. | TO/G |
|-----------------|----|-----|------|
| Briscoe, Isaiah | 25 | 66  | 2.6  |
| Fox, De'Aaron   | 26 | 60  | 2.3  |
| Monk, Malik     | 27 | 54  | 2.0  |
| Adebayo, Edrice | 27 | 45  | 1.7  |
| Willis, Derek   | 27 | 21  | 0.8  |
| Gabriel, Wenyen | 27 | 21  | 0.8  |



2016-17 Kentucky Men's Basketball  
Kentucky Overall/Conference Statistics (as of Feb 18, 2017)  
All games



| SUMMARY              | Overall Statistics |       |      |       |       |      |      |     |     |       | Conference Statistics |       |       |       |       |      |      |     |     |       |
|----------------------|--------------------|-------|------|-------|-------|------|------|-----|-----|-------|-----------------------|-------|-------|-------|-------|------|------|-----|-----|-------|
|                      | gp-gs              | min/g | fg%  | 3fg%  | ft%   | r/g  | a/g  | stl | blk | pts/g | gp-gs                 | min/g | fg%   | 3fg%  | ft%   | r/g  | a/g  | stl | blk | pts/g |
| Monk, Malik          | 27-27              | 31.9  | .476 | .414  | .825  | 2.4  | 2.3  | 33  | 12  | 21.4  | 14-14                 | 33.9  | .464  | .439  | .821  | 2.4  | 2.4  | 20  | 8   | 21.7  |
| Fox, De'Aaron        | 26-25              | 29.3  | .461 | .160  | .725  | 4.2  | 5.4  | 41  | 5   | 15.6  | 13-12                 | 27.2  | .484  | .182  | .723  | 3.6  | 4.3  | 18  | 2   | 15.3  |
| Briscoe, Isaiah      | 25-25              | 30.9  | .470 | .304  | .675  | 5.4  | 4.3  | 22  | 4   | 13.6  | 14-14                 | 31.9  | .431  | .308  | .644  | 6.5  | 4.8  | 10  | 1   | 12.7  |
| Adebayo, Edrice      | 27-27              | 28.1  | .604 | .000  | .619  | 7.1  | 0.8  | 19  | 43  | 12.7  | 14-14                 | 29.6  | .656  | .000  | .651  | 6.4  | 0.5  | 12  | 22  | 13.0  |
| Willis, Derek        | 27-6               | 20.3  | .507 | .398  | .750  | 4.8  | 0.8  | 18  | 21  | 7.2   | 14-1                  | 21.1  | .486  | .381  | .700  | 5.3  | 0.6  | 7   | 7   | 6.8   |
| Mulder, Mychal       | 21-0               | 11.4  | .444 | .397  | 1.000 | 1.9  | 0.3  | 6   | 4   | 6.0   | 11-0                  | 10.9  | .421  | .355  | 1.000 | 1.5  | 0.3  | 3   | 0   | 4.5   |
| Gabriel, Wenyen      | 27-21              | 20.4  | .460 | .340  | .600  | 5.7  | 0.9  | 11  | 31  | 5.9   | 14-13                 | 21.4  | .448  | .441  | .440  | 5.9  | 0.6  | 4   | 20  | 6.1   |
| Hawkins, Dominique   | 27-3               | 17.6  | .368 | .275  | .871  | 1.6  | 1.9  | 16  | 0   | 3.8   | 14-1                  | 18.3  | .396  | .286  | .889  | 1.3  | 1.4  | 9   | 0   | 4.3   |
| Humphries, Isaac     | 27-1               | 9.1   | .500 | .000  | .565  | 3.4  | 0.3  | 6   | 18  | 3.1   | 14-1                  | 7.6   | .548  | .000  | .667  | 3.1  | 0.1  | 0   | 4   | 3.0   |
| Killeya-Jones, Sacha | 15-0               | 6.4   | .586 | .000  | .400  | 2.1  | 0.1  | 1   | 10  | 2.7   | 5-0                   | 2.2   | .333  | .000  | 1.000 | 0.8  | 0.2  | 0   | 0   | 0.8   |
| Wynyard, Tai         | 15-0               | 3.6   | .833 | .000  | .333  | 0.9  | 0.1  | 1   | 3   | 0.7   | 8-0                   | 4.3   | 1.000 | .000  | .500  | 0.5  | 0.0  | 1   | 2   | 0.4   |
| David, Jonny         | 7-0                | 1.6   | .500 | 1.000 | .500  | 0.0  | 0.0  | 0   | 0   | 0.7   | 2-0                   | 1.0   | 1.000 | 1.000 | 1.000 | 0.0  | 0.0  | 0   | 0   | 2.5   |
| Calipari, Brad       | 14-0               | 3.1   | .154 | .167  | .400  | 0.2  | 0.1  | 0   | 1   | 0.6   | 5-0                   | 2.2   | .000  | .000  | .000  | 0.2  | 0.0  | 0   | 0   | 0.0   |
| Pulliam, Dillon      | 6-0                | 1.3   | .000 | .000  | .000  | 0.2  | 0.2  | 0   | 0   | 0.0   | 2-0                   | 1.0   | .000  | .000  | .000  | 0.0  | 0.0  | 0   | 0   | 0.0   |
| Totals               | 27                 |       | .482 | .357  | .694  | 40.4 | 16.6 | 174 | 152 | 88.8  | 14                    |       | .481  | .377  | .710  | 38.9 | 14.7 | 84  | 66  | 86.3  |
| Opponent             | 27                 |       | .430 | .313  | .677  | 35.3 | 11.3 | 131 | 84  | 73.2  | 14                    |       | .452  | .336  | .660  | 33.8 | 11.3 | 63  | 46  | 74.1  |

| SCORING              | Overall Statistics |      |         |       |         |       |      |       | Conference Statistics |       |         |       |         |       |      |       |
|----------------------|--------------------|------|---------|-------|---------|-------|------|-------|-----------------------|-------|---------|-------|---------|-------|------|-------|
|                      | fg-fga             | fg%  | 3fg-fga | 3fg%  | ft-fta  | ft%   | pts  | pts/g | fg-fga                | fg%   | 3fg-fga | 3fg%  | ft-fta  | ft%   | pts  | pts/g |
| Monk, Malik          | 198-416            | .476 | 84-203  | .414  | 99-120  | .825  | 579  | 21.4  | 96-207                | .464  | 43-98   | .439  | 69-84   | .821  | 304  | 21.7  |
| Fox, De'Aaron        | 147-319            | .461 | 8-50    | .160  | 103-142 | .725  | 405  | 15.6  | 74-153                | .484  | 4-22    | .182  | 47-65   | .723  | 199  | 15.3  |
| Briscoe, Isaiah      | 125-266            | .470 | 14-46   | .304  | 77-114  | .675  | 341  | 13.6  | 66-153                | .431  | 8-26    | .308  | 38-59   | .644  | 178  | 12.7  |
| Adebayo, Edrice      | 119-197            | .604 | 0-0     | .000  | 104-168 | .619  | 342  | 12.7  | 63-96                 | .656  | 0-0     | .000  | 56-86   | .651  | 182  | 13.0  |
| Willis, Derek        | 72-142             | .507 | 33-83   | .398  | 18-24   | .750  | 195  | 7.2   | 36-74                 | .486  | 16-42   | .381  | 7-10    | .700  | 95   | 6.8   |
| Mulder, Mychal       | 44-99              | .444 | 29-73   | .397  | 9-9     | 1.000 | 126  | 6.0   | 16-38                 | .421  | 11-31   | .355  | 7-7     | 1.000 | 50   | 4.5   |
| Gabriel, Wenyen      | 57-124             | .460 | 18-53   | .340  | 27-45   | .600  | 159  | 5.9   | 30-67                 | .448  | 15-34   | .441  | 11-25   | .440  | 86   | 6.1   |
| Hawkins, Dominique   | 32-87              | .368 | 11-40   | .275  | 27-31   | .871  | 102  | 3.8   | 19-48                 | .396  | 6-21    | .286  | 16-18   | .889  | 60   | 4.3   |
| Humphries, Isaac     | 36-72              | .500 | 0-0     | .000  | 13-23   | .565  | 85   | 3.1   | 17-31                 | .548  | 0-0     | .000  | 8-12    | .667  | 42   | 3.0   |
| Killeya-Jones, Sacha | 17-29              | .586 | 0-0     | .000  | 6-15    | .400  | 40   | 2.7   | 1-3                   | .333  | 0-0     | .000  | 2-2     | 1.000 | 4    | 0.8   |
| Wynyard, Tai         | 5-6                | .833 | 0-0     | .000  | 1-3     | .333  | 11   | 0.7   | 1-1                   | 1.000 | 0-0     | .000  | 1-2     | .500  | 3    | 0.4   |
| David, Jonny         | 1-2                | .500 | 1-1     | 1.000 | 2-4     | .500  | 5    | 0.7   | 1-1                   | 1.000 | 1-1     | 1.000 | 2-2     | 1.000 | 5    | 2.5   |
| Calipari, Brad       | 2-13               | .154 | 2-12    | .167  | 2-5     | .400  | 8    | 0.6   | 0-1                   | .000  | 0-1     | .000  | 0-0     | .000  | 0    | 0.0   |
| Pulliam, Dillon      | 0-1                | .000 | 0-0     | .000  | 0-0     | .000  | 0    | 0.0   | 0-0                   | .000  | 0-0     | .000  | 0-0     | .000  | 0    | 0.0   |
| Totals               | 855-1773           | .482 | 200-561 | .357  | 488-703 | .694  | 2398 | 88.8  | 420-873               | .481  | 104-276 | .377  | 264-372 | .710  | 1208 | 86.3  |
| Opponent             | 710-1650           | .430 | 165-528 | .313  | 392-579 | .677  | 1977 | 73.2  | 374-828               | .452  | 83-247  | .336  | 206-312 | .660  | 1037 | 74.1  |

| TOTALS               | Overall Statistics |       |       |     |    |     |     |      |     |     | Conference Statistics |       |       |     |    |     |     |      |     |     |
|----------------------|--------------------|-------|-------|-----|----|-----|-----|------|-----|-----|-----------------------|-------|-------|-----|----|-----|-----|------|-----|-----|
|                      | o-reb              | d-reb | total | pf  | fo | a   | to  | a/to | hi  | pts | o-reb                 | d-reb | total | pf  | fo | a   | to  | a/to | hi  | pts |
| Monk, Malik          | 9                  | 57    | 66    | 49  | 0  | 62  | 54  | 1.1  | 47  |     | 3                     | 30    | 33    | 23  | 0  | 33  | 29  | 1.1  | 37  |     |
| Fox, De'Aaron        | 12                 | 97    | 109   | 64  | 2  | 140 | 60  | 2.3  | 27  |     | 4                     | 43    | 47    | 35  | 2  | 56  | 25  | 2.2  | 27  |     |
| Briscoe, Isaiah      | 38                 | 97    | 135   | 65  | 1  | 108 | 66  | 1.6  | 23  |     | 27                    | 64    | 91    | 36  | 1  | 67  | 42  | 1.6  | 23  |     |
| Adebayo, Edrice      | 80                 | 113   | 193   | 76  | 2  | 21  | 45  | 0.5  | 25  |     | 31                    | 58    | 89    | 40  | 1  | 7   | 25  | 0.3  | 25  |     |
| Willis, Derek        | 31                 | 99    | 130   | 41  | 0  | 22  | 21  | 1.0  | 18  |     | 18                    | 56    | 74    | 24  | 0  | 9   | 12  | 0.8  | 16  |     |
| Mulder, Mychal       | 15                 | 24    | 39    | 20  | 0  | 7   | 9   | 0.8  | 13  |     | 4                     | 12    | 16    | 11  | 0  | 3   | 6   | 0.5  | 12  |     |
| Gabriel, Wenyen      | 55                 | 100   | 155   | 78  | 2  | 24  | 21  | 1.1  | 23  |     | 25                    | 57    | 82    | 43  | 2  | 9   | 8   | 1.1  | 23  |     |
| Hawkins, Dominique   | 18                 | 26    | 44    | 50  | 1  | 52  | 12  | 4.3  | 10  |     | 7                     | 11    | 18    | 30  | 1  | 19  | 9   | 2.1  | 10  |     |
| Humphries, Isaac     | 45                 | 46    | 91    | 53  | 1  | 8   | 13  | 0.6  | 9   |     | 20                    | 23    | 43    | 28  | 1  | 2   | 5   | 0.4  | 8   |     |
| Killeya-Jones, Sacha | 12                 | 19    | 31    | 19  | 0  | 2   | 7   | 0.3  | 12  |     | 2                     | 2     | 4     | 3   | 0  | 1   | 1   | 1.0  | 2   |     |
| Wynyard, Tai         | 5                  | 8     | 13    | 11  | 0  | 1   | 2   | 0.5  | 4   |     | 2                     | 2     | 4     | 9   | 0  | 0   | 1   | 0.0  | 2   |     |
| David, Jonny         | 0                  | 0     | 0     | 0   | 0  | 0   | 3   | 0.0  | 5   |     | 0                     | 0     | 0     | 0   | 0  | 0   | 0   | 0.0  | 5   |     |
| Calipari, Brad       | 1                  | 2     | 3     | 3   | 0  | 1   | 2   | 0.5  | 3   |     | 1                     | 0     | 1     | 0   | 0  | 0   | 0   | 0.0  | 0   |     |
| Pulliam, Dillon      | 0                  | 1     | 1     | 0   | 0  | 1   | 1   | 1.0  | 0   |     | 0                     | 0     | 0     | 0   | 0  | 0   | 0   | 0.0  | 0   |     |
| Totals               | 356                | 736   | 1092  | 529 | 9  | 449 | 321 | 1.4  | 115 |     | 163                   | 382   | 545   | 282 | 8  | 206 | 166 | 1.2  | 100 |     |
| Opponent             | 283                | 669   | 952   | 635 | -  | 305 | 416 | 0.7  | 100 |     | 122                   | 351   | 473   | 334 | -  | 158 | 197 | 0.8  | 88  |     |



2016-17 Kentucky Men's Basketball  
Kentucky Team Game-by-Game (as of Feb 18, 2017)  
All games



TEAM STATISTICS

|                          |          |         |     | Total    |      | 3-Pointers |      | Free throws |      | Rebounds |     |      |      |     |     |     |     |     |      |      |  |
|--------------------------|----------|---------|-----|----------|------|------------|------|-------------|------|----------|-----|------|------|-----|-----|-----|-----|-----|------|------|--|
| Opponent                 | Date     | Score   |     | fg-fga   | pct  | 3fg-fga    | pct  | ft-fa       | pct  | off      | def | tot  | avg  | pf  | a   | t/o | blk | stl | pts  | avg  |  |
| STEPHEN F. AUSTIN        | 11/11/16 | 87-64   | W   | 31-62    | .500 | 5-18       | .278 | 20-30       | .667 | 11       | 17  | 28   | 28.0 | 19  | 21  | 13  | 8   | 12  | 87   | 87.0 |  |
| CANISIUS                 | 11/13/16 | 93-69   | W   | 31-61    | .508 | 4-16       | .250 | 27-39       | .692 | 15       | 24  | 39   | 33.5 | 19  | 10  | 10  | 7   | 4   | 93   | 90.0 |  |
| vs #13/13 Michigan State | 11/15/16 | 69-48   | W   | 23-60    | .383 | 7-21       | .333 | 16-20       | .800 | 9        | 31  | 40   | 35.7 | 16  | 17  | 14  | 8   | 8   | 69   | 83.0 |  |
| DUQUESNE                 | 11/20/16 | 93-59   | W   | 35-76    | .461 | 7-26       | .269 | 16-21       | .762 | 16       | 33  | 49   | 39.0 | 17  | 19  | 11  | 10  | 11  | 93   | 85.5 |  |
| CLEVELAND STATE          | 11/23/16 | 101-70  | W   | 38-73    | .521 | 9-24       | .375 | 16-26       | .615 | 16       | 31  | 47   | 40.6 | 18  | 25  | 13  | 6   | 6   | 101  | 88.6 |  |
| UT MARTIN                | 11/25/16 | 111-76  | W   | 41-74    | .554 | 7-22       | .318 | 22-29       | .759 | 19       | 29  | 48   | 41.8 | 18  | 24  | 12  | 5   | 7   | 111  | 92.3 |  |
| vs Arizona State         | 11/28/16 | 115-69  | W   | 44-84    | .524 | 11-28      | .393 | 16-22       | .727 | 20       | 39  | 59   | 44.3 | 16  | 33  | 9   | 9   | 7   | 115  | 95.6 |  |
| #11/9 UCLA               | 12/3/16  | 92-97   | L   | 33-80    | .413 | 8-24       | .333 | 18-27       | .667 | 19       | 19  | 38   | 43.5 | 22  | 16  | 9   | 6   | 8   | 92   | 95.1 |  |
| VALPO                    | 12/7/16  | 87-63   | W   | 33-71    | .465 | 7-23       | .304 | 14-24       | .583 | 21       | 27  | 48   | 44.0 | 18  | 15  | 17  | 9   | 7   | 87   | 94.2 |  |
| vs Hofstra               | 12/11/16 | 96-73   | W   | 37-72    | .514 | 8-23       | .348 | 14-21       | .667 | 12       | 29  | 41   | 43.7 | 27  | 20  | 7   | 8   | 4   | 96   | 94.4 |  |
| vs #7/6 North Carolina   | 12/17/16 | 103-100 | W   | 40-74    | .541 | 10-18      | .556 | 13-21       | .619 | 15       | 24  | 39   | 43.3 | 20  | 19  | 10  | 2   | 4   | 103  | 95.2 |  |
| at #10/11 Louisville     | 12/21/16 | 70-73   | L   | 23-58    | .397 | 5-22       | .227 | 19-29       | .655 | 11       | 25  | 36   | 42.7 | 20  | 10  | 13  | 4   | 7   | 70   | 93.1 |  |
| at Ole Miss              | 12/29/16 | 99-76   | W   | 37-74    | .500 | 8-18       | .444 | 17-24       | .708 | 11       | 31  | 42   | 42.6 | 17  | 24  | 8   | 8   | 9   | 99   | 93.5 |  |
| TEXAS A&M                | 1/3/17   | 100-58  | W   | 33-63    | .524 | 13-25      | .520 | 21-26       | .808 | 13       | 17  | 30   | 41.7 | 16  | 16  | 9   | 3   | 10  | 100  | 94.0 |  |
| ARKANSAS                 | 1/7/17   | 97-71   | W   | 32-60    | .533 | 5-19       | .263 | 28-40       | .700 | 15       | 29  | 44   | 41.9 | 20  | 13  | 9   | 5   | 3   | 97   | 94.2 |  |
| at Vanderbilt            | 1/10/17  | 87-81   | W   | 34-67    | .507 | 1-9        | .111 | 18-24       | .750 | 10       | 30  | 40   | 41.8 | 23  | 8   | 6   | 1   | 2   | 87   | 93.8 |  |
| AUBURN                   | 1/14/17  | 92-72   | W   | 32-56    | .571 | 11-19      | .579 | 17-32       | .531 | 12       | 28  | 40   | 41.6 | 18  | 19  | 13  | 6   | 3   | 92   | 93.6 |  |
| at Mississippi State     | 1/17/17  | 88-81   | W   | 33-65    | .508 | 7-18       | .389 | 15-24       | .625 | 13       | 25  | 38   | 41.4 | 24  | 16  | 16  | 6   | 5   | 88   | 93.3 |  |
| #24/24 SOUTH CAROLINA    | 1/21/17  | 85-69   | W   | 28-48    | .583 | 8-20       | .400 | 21-28       | .750 | 8        | 24  | 32   | 40.9 | 16  | 17  | 17  | 5   | 6   | 85   | 92.9 |  |
| at Tennessee             | 1/24/17  | 80-82   | L   | 25-60    | .417 | 6-24       | .250 | 24-31       | .774 | 8        | 32  | 40   | 40.9 | 20  | 14  | 14  | 7   | 4   | 80   | 92.2 |  |
| #2/1 KANSAS              | 1/28/17  | 73-79   | L   | 26-55    | .473 | 8-20       | .400 | 13-22       | .591 | 9        | 26  | 35   | 40.6 | 17  | 14  | 17  | 4   | 5   | 73   | 91.3 |  |
| GEORGIA                  | 1/31/17  | 90-81   | Wot | 27-64    | .422 | 9-21       | .429 | 27-36       | .750 | 17       | 28  | 45   | 40.8 | 22  | 14  | 14  | 6   | 7   | 90   | 91.3 |  |
| at #24/23 Florida        | 2/4/17   | 66-88   | L   | 23-61    | .377 | 6-18       | .333 | 14-23       | .609 | 6        | 23  | 29   | 40.3 | 24  | 7   | 13  | 3   | 7   | 66   | 90.2 |  |
| LSU                      | 2/7/17   | 92-85   | W   | 31-63    | .492 | 9-25       | .360 | 21-26       | .808 | 14       | 26  | 40   | 40.3 | 17  | 16  | 14  | 2   | 8   | 92   | 90.2 |  |
| at Alabama               | 2/11/17  | 67-58   | W   | 27-62    | .435 | 3-14       | .214 | 10-18       | .556 | 12       | 29  | 41   | 40.3 | 27  | 12  | 12  | 6   | 7   | 67   | 89.3 |  |
| TENNESSEE                | 2/14/17  | 83-58   | W   | 32-69    | .464 | 11-25      | .440 | 8-12        | .667 | 10       | 33  | 43   | 40.4 | 17  | 17  | 7   | 6   | 6   | 83   | 89.1 |  |
| at Georgia               | 02/18/17 | 82-77   | W   | 26-61    | .426 | 7-21       | .333 | 23-28       | .821 | 14       | 27  | 41   | 40.4 | 21  | 13  | 14  | 2   | 7   | 82   | 88.8 |  |
| Kentucky                 |          | 2398    |     | 855-1773 | .482 | 200-561    | .357 | 488-703     | .694 | 356      | 736 | 1092 | 40.4 | 529 | 449 | 321 | 152 | 174 | 2398 | 88.8 |  |
| Opponents                |          | 1977    |     | 710-1650 | .430 | 165-528    | .313 | 392-579     | .677 | 283      | 669 | 952  | 35.3 | 635 | 305 | 416 | 84  | 131 | 1977 | 73.2 |  |

Games played: 27  
Points/game: 88.8  
FG Pct: 48.2  
3FG Pct: 35.7  
FT Pct: 69.4

Rebounds/game: 40.4  
Assists/game: 16.6  
Turnovers/game: 11.9  
Assist/turnover ratio: 1.4  
Steals/game: 6.4  
Blocks/game: 5.6



2016-17 Kentucky Men's Basketball  
Kentucky Opponent Game-by-Game (as of Feb 18, 2017)  
All games



OPPONENT STATISTICS

| Opponent                 | Date     | Score   |     | Total    |      | 3-Pointers |      | Free throws |      | Rebounds |     |      |      | pf  | a   | t/o | blk | stl | pts  | avg  |
|--------------------------|----------|---------|-----|----------|------|------------|------|-------------|------|----------|-----|------|------|-----|-----|-----|-----|-----|------|------|
|                          |          |         |     | fg-fga   | pct  | 3fg-fga    | pct  | ft-fa       | pct  | off      | def | tot  | avg  |     |     |     |     |     |      |      |
| STEPHEN F. AUSTIN        | 11/11/16 | 87-64   | W   | 23-52    | .442 | 5-19       | .263 | 13-19       | .684 | 14       | 22  | 36   | 36.0 | 32  | 10  | 28  | 5   | 6   | 64   | 64.0 |
| CANISIUS                 | 11/13/16 | 93-69   | W   | 26-62    | .419 | 4-21       | .190 | 13-20       | .650 | 14       | 22  | 36   | 36.0 | 30  | 11  | 18  | 1   | 8   | 69   | 66.5 |
| vs #13/13 Michigan State | 11/15/16 | 69-48   | W   | 20-61    | .328 | 5-26       | .192 | 3-9         | .333 | 13       | 31  | 44   | 38.7 | 20  | 9   | 20  | 4   | 0   | 48   | 60.3 |
| DUQUESNE                 | 11/20/16 | 93-59   | W   | 17-56    | .304 | 5-25       | .200 | 20-22       | .909 | 7        | 25  | 32   | 37.0 | 17  | 7   | 18  | 1   | 7   | 59   | 60.0 |
| CLEVELAND STATE          | 11/23/16 | 101-70  | W   | 25-64    | .391 | 6-27       | .222 | 14-19       | .737 | 11       | 25  | 36   | 36.8 | 27  | 7   | 19  | 1   | 5   | 70   | 62.0 |
| UT MARTIN                | 11/25/16 | 111-76  | W   | 27-66    | .409 | 9-27       | .333 | 13-20       | .650 | 11       | 15  | 26   | 35.0 | 25  | 15  | 17  | 2   | 8   | 76   | 64.3 |
| vs Arizona State         | 11/28/16 | 115-69  | W   | 25-73    | .342 | 8-26       | .308 | 11-15       | .733 | 11       | 22  | 33   | 34.7 | 21  | 15  | 13  | 4   | 4   | 69   | 65.0 |
| #11/9 UCLA               | 12/3/16  | 92-97   | L   | 35-66    | .530 | 10-23      | .435 | 17-21       | .810 | 11       | 30  | 41   | 35.5 | 24  | 18  | 18  | 6   | 4   | 97   | 69.0 |
| VALPO                    | 12/7/16  | 87-63   | W   | 23-67    | .343 | 4-15       | .267 | 13-19       | .684 | 18       | 23  | 41   | 36.1 | 25  | 6   | 19  | 1   | 8   | 63   | 68.3 |
| vs Hofstra               | 12/11/16 | 96-73   | W   | 22-65    | .338 | 6-22       | .273 | 23-37       | .622 | 19       | 26  | 45   | 37.0 | 20  | 12  | 14  | 1   | 1   | 73   | 68.8 |
| vs #7/6 North Carolina   | 12/17/16 | 103-100 | W   | 35-66    | .530 | 9-17       | .529 | 21-28       | .750 | 10       | 25  | 35   | 36.8 | 22  | 18  | 9   | 5   | 4   | 100  | 71.6 |
| at #10/11 Louisville     | 12/21/16 | 70-73   | L   | 26-60    | .433 | 6-14       | .429 | 15-20       | .750 | 12       | 28  | 40   | 37.1 | 23  | 10  | 14  | 5   | 4   | 73   | 71.8 |
| at Ole Miss              | 12/29/16 | 99-76   | W   | 27-72    | .375 | 6-22       | .273 | 16-17       | .941 | 14       | 31  | 45   | 37.7 | 23  | 13  | 15  | 6   | 3   | 76   | 72.1 |
| TEXAS A&M                | 1/3/17   | 100-58  | W   | 21-47    | .447 | 6-13       | .462 | 10-17       | .588 | 9        | 19  | 28   | 37.0 | 23  | 12  | 25  | 7   | 2   | 58   | 71.1 |
| ARKANSAS                 | 1/7/17   | 97-71   | W   | 25-63    | .397 | 4-16       | .250 | 17-21       | .810 | 9        | 20  | 29   | 36.5 | 31  | 11  | 8   | 3   | 3   | 71   | 71.1 |
| at Vanderbilt            | 1/10/17  | 87-81   | W   | 25-58    | .431 | 8-29       | .276 | 23-32       | .719 | 5        | 29  | 34   | 36.3 | 20  | 10  | 7   | 1   | 2   | 81   | 71.7 |
| AUBURN                   | 1/14/17  | 92-72   | W   | 29-62    | .468 | 9-16       | .563 | 5-15        | .333 | 9        | 19  | 28   | 35.8 | 31  | 8   | 13  | 2   | 1   | 72   | 71.7 |
| at Mississippi State     | 1/17/17  | 88-81   | W   | 32-59    | .542 | 5-17       | .294 | 12-22       | .545 | 9        | 23  | 32   | 35.6 | 28  | 10  | 19  | 3   | 10  | 81   | 72.2 |
| #24/24 SOUTH CAROLINA    | 1/21/17  | 85-69   | W   | 24-58    | .414 | 5-20       | .250 | 16-19       | .842 | 11       | 16  | 27   | 35.2 | 26  | 11  | 13  | 1   | 7   | 69   | 72.1 |
| at Tennessee             | 1/24/17  | 80-82   | L   | 30-64    | .469 | 5-10       | .500 | 17-27       | .630 | 7        | 32  | 39   | 35.3 | 22  | 18  | 9   | 4   | 8   | 82   | 72.6 |
| #2/1 KANSAS              | 1/28/17  | 73-79   | L   | 32-64    | .500 | 5-19       | .263 | 10-18       | .556 | 10       | 24  | 34   | 35.3 | 15  | 9   | 12  | 2   | 9   | 79   | 72.9 |
| GEORGIA                  | 1/31/17  | 90-81   | Wot | 30-61    | .492 | 6-10       | .600 | 15-24       | .625 | 7        | 25  | 32   | 35.1 | 28  | 15  | 17  | 4   | 5   | 81   | 73.2 |
| at #24/23 Florida        | 2/4/17   | 66-88   | L   | 30-62    | .484 | 10-26      | .385 | 18-29       | .621 | 17       | 37  | 54   | 36.0 | 23  | 18  | 17  | 7   | 5   | 88   | 73.9 |
| LSU                      | 2/7/17   | 92-85   | W   | 32-64    | .500 | 10-23      | .435 | 11-15       | .733 | 8        | 18  | 26   | 35.5 | 22  | 13  | 14  | 1   | 6   | 85   | 74.3 |
| at Alabama               | 2/11/17  | 67-58   | W   | 23-51    | .451 | 3-14       | .214 | 9-26        | .346 | 9        | 29  | 38   | 35.6 | 20  | 4   | 16  | 0   | 3   | 58   | 73.7 |
| TENNESSEE                | 2/14/17  | 83-58   | W   | 18-52    | .346 | 3-16       | .188 | 19-24       | .792 | 6        | 29  | 35   | 35.6 | 15  | 7   | 13  | 3   | 6   | 58   | 73.1 |
| at Georgia               | 02/18/17 | 82-77   | W   | 28-55    | .509 | 3-15       | .200 | 18-24       | .750 | 2        | 24  | 26   | 35.3 | 22  | 8   | 11  | 4   | 2   | 77   | 73.2 |
| Opponents                |          | 1977    |     | 710-1650 | .430 | 165-528    | .313 | 392-579     | .677 | 283      | 669 | 952  | 35.3 | 635 | 305 | 416 | 84  | 131 | 1977 | 73.2 |
| Kentucky                 |          | 2398    |     | 855-1773 | .482 | 200-561    | .357 | 488-703     | .694 | 356      | 736 | 1092 | 40.4 | 529 | 449 | 321 | 152 | 174 | 2398 | 88.8 |

Games played: 27  
Points/game: 73.2  
FG Pct: 43.0  
3FG Pct: 31.3  
FT Pct: 67.7

Rebounds/game: 35.3  
Assists/game: 11.3  
Turnovers/game: 15.4  
Assist/turnover ratio: 0.7  
Steals/game: 4.9  
Blocks/game: 3.1



2016-17 Kentucky Men's Basketball  
Kentucky Points-Rebounds-Assists (as of Feb 18, 2017)  
All games



| Opponent                | Date     | Score   |   | 00<br>FOX,DE'AAR | 01<br>KILLE YA-JO | 03<br>ADEBAYO,ED | 05<br>MONK,MALIK | 10<br>DAVID,JONN | 11<br>MULDER,MYC | 13<br>BRISCOE,IS |
|-------------------------|----------|---------|---|------------------|-------------------|------------------|------------------|------------------|------------------|------------------|
| STEPHEN F. AUSTIN       | 11/11/16 | 87-64   | w | 12-4-12          | 0-3-0             | 5-1-1            | 10-0-1           | DNP              | 8-0-0            | 17-1-1           |
| CANISIUS                | 11/13/16 | 93-69   | w | 21-4-3           | 3-4-0             | 14-11-2          | 16-4-2           | 0-0-0            | 3-0-0            | 21-5-2           |
| vs #13/13 Michigan Stat | 11/15/16 | 69-48   | w | 12-4-6           | 0-0-0             | 6-5-0            | 23-6-1           | DNP              | 0-0-0            | 21-4-2           |
| DUQUESNE                | 11/20/16 | 93-59   | w | 16-7-6           | 6-3-0             | 12-8-1           | 14-2-0           | 0-0-0            | 13-4-1           | 13-3-5           |
| CLEVELAND STATE         | 11/23/16 | 101-70  | w | 16-4-11          | 5-2-0             | 14-7-2           | 23-3-4           | 0-0-0            | 13-2-0           | DNP              |
| UT MARTIN               | 11/25/16 | 111-76  | w | 16-6-5           | 12-4-0            | 15-12-0          | 26-2-7           | 0-0-0            | 12-2-1           | DNP              |
| vs Arizona State        | 11/28/16 | 115-69  | w | 14-11-10         | 4-6-1             | 12-9-2           | 23-3-4           | 0-0-0            | 6-3-0            | 20-4-7           |
| #11/9 UCLA              | 12/3/16  | 92-97   | L | 20-2-9           | DNP               | 18-13-0          | 24-3-0           | DNP              | DNP              | 12-4-3           |
| VALPO                   | 12/7/16  | 87-63   | w | 9-7-5            | 2-3-0             | 16-7-0           | 15-2-1           | DNP              | 9-7-2            | 10-1-2           |
| vs Hofstra              | 12/11/16 | 96-73   | w | 15-5-2           | 4-2-0             | 14-7-1           | 20-1-4           | DNP              | 6-5-0            | 19-2-6           |
| vs #7/6 North Carolina  | 12/17/16 | 103-100 | w | 24-4-10          | 0-0-0             | 13-7-1           | 47-0-2           | DNP              | DNP              | 10-7-4           |
| at #10/11 Louisville    | 12/21/16 | 70-73   | L | 21-2-3           | DNP               | 11-9-1           | 16-3-1           | DNP              | 6-0-0            | 8-5-3            |
| at Ole Miss             | 12/29/16 | 99-76   | w | 7-5-7            | 0-0-0             | 25-4-1           | 34-6-1           | DNP              | 3-0-0            | 19-10-11         |
| TEXAS A&M               | 1/3/17   | 100-58  | w | 15-5-6           | 2-2-0             | 10-3-1           | 26-1-0           | 5-0-0            | 5-2-0            | 13-1-7           |
| ARKANSAS                | 1/7/17   | 97-71   | w | 27-6-6           | 2-2-1             | 11-7-1           | 12-1-3           | 0-0-0            | 6-1-0            | 15-8-1           |
| at Vanderbilt           | 1/10/17  | 87-81   | w | 22-5-2           | DNP               | 14-7-0           | 18-1-1           | DNP              | 2-2-0            | 23-7-5           |
| AUBURN                  | 1/14/17  | 92-72   | w | 13-4-5           | DNP               | 15-8-0           | 24-1-6           | DNP              | 12-1-2           | 10-3-5           |
| at Mississippi State    | 1/17/17  | 88-81   | w | 21-5-5           | 0-0-0             | 5-4-1            | 14-3-4           | DNP              | 0-1-1            | 12-4-3           |
| #24/24 SOUTH CAROLINA   | 1/21/17  | 85-69   | w | 6-1-1            | 0-0-0             | 18-3-1           | 27-3-1           | DNP              | DNP              | 0-3-4            |
| at Tennessee            | 1/24/17  | 80-82   | L | 17-0-4           | DNP               | 21-5-0           | 25-3-4           | DNP              | DNP              | 11-14-5          |
| #2/1 KANSAS             | 1/28/17  | 73-79   | L | 10-2-2           | DNP               | 10-8-3           | 18-4-2           | DNP              | DNP              | 12-8-6           |
| GEORGIA                 | 1/31/17  | 90-81   | w | DNP              | DNP               | 12-5-0           | 37-3-1           | DNP              | DNP              | 23-11-8          |
| at #24/23 Florida       | 2/4/17   | 66-88   | L | 19-3-0           | DNP               | 9-7-1            | 11-0-2           | DNP              | 8-1-0            | 6-3-3            |
| LSU                     | 2/7/17   | 92-85   | w | 16-4-6           | DNP               | 8-9-0            | 23-0-2           | DNP              | 0-0-0            | 14-6-3           |
| at Alabama              | 2/11/17  | 67-58   | w | 7-1-3            | DNP               | 14-7-0           | 17-1-1           | DNP              | 2-2-0            | 11-11-4          |
| TENNESSEE               | 2/14/17  | 83-58   | w | 13-3-6           | DNP               | 7-12-0           | 20-8-2           | DNP              | 3-4-0            | 12-4-6           |
| at Georgia              | 02/18/17 | 82-77   | w | 16-5-5           | DNP               | 13-8-1           | 16-2-5           | DNP              | 9-2-0            | 9-6-2            |

| Opponent                | Date     | Score   |   | 14          | 15         | 20         | 25         | 30         | 32         | 35         |
|-------------------------|----------|---------|---|-------------|------------|------------|------------|------------|------------|------------|
|                         |          |         |   | WYN YARD,TA | HUMPHRIES, | CALIPARI,B | HAWKINS,DO | PULLIAM,DI | GABRIEL,WE | WILLIS,DER |
| STEPHEN F. AUSTIN       | 11/11/16 | 87-64   | w | 0-0-0       | 9-8-1      | 0-0-0      | 1-0-3      | DNP        | 10-2-0     | 15-5-2     |
| CANISIUS                | 11/13/16 | 93-69   | w | 0-1-0       | 6-4-0      | 2-0-0      | 2-1-1      | 0-0-0      | 3-3-0      | 2-2-0      |
| vs #13/13 Michigan Stat | 11/15/16 | 69-48   | w | 0-2-0       | 0-5-1      | 0-0-0      | 3-2-2      | DNP        | 4-6-2      | 0-2-3      |
| DUQUESNE                | 11/20/16 | 93-59   | w | 2-0-0       | 2-3-0      | 0-1-0      | 2-3-4      | 0-1-1      | 8-6-0      | 5-3-1      |
| CLEVELAND STATE         | 11/23/16 | 101-70  | w | 4-3-0       | 9-9-1      | 0-0-0      | 0-1-0      | DNP        | 10-10-6    | 7-5-1      |
| UT MARTIN               | 11/25/16 | 111-76  | w | 0-2-1       | 7-3-0      | 0-0-0      | 6-4-9      | 0-0-0      | 15-6-1     | 2-1-0      |
| vs Arizona State        | 11/28/16 | 115-69  | w | 2-1-0       | 3-3-0      | 3-1-1      | 7-3-3      | 0-0-0      | 10-7-4     | 11-6-1     |
| #11/9 UCLA              | 12/3/16  | 92-97   | L | DNP         | 0-2-2      | DNP        | 5-1-0      | DNP        | 2-8-0      | 11-4-2     |
| VALPO                   | 12/7/16  | 87-63   | w | DNP         | 2-3-0      | 3-0-0      | 6-3-4      | DNP        | 3-6-1      | 12-4-0     |
| vs Hofstra              | 12/11/16 | 96-73   | w | DNP         | 3-3-1      | 0-0-0      | 5-1-3      | DNP        | 2-4-1      | 8-8-2      |
| vs #7/6 North Carolina  | 12/17/16 | 103-100 | w | DNP         | 2-5-0      | DNP        | 0-2-2      | DNP        | 4-6-0      | 3-1-0      |
| at #10/11 Louisville    | 12/21/16 | 70-73   | L | DNP         | 0-0-0      | DNP        | 0-1-1      | DNP        | 2-7-0      | 6-9-1      |
| at Ole Miss             | 12/29/16 | 99-76   | w | 0-0-0       | 2-3-0      | 0-0-0      | 0-0-1      | DNP        | 2-3-2      | 7-9-1      |
| TEXAS A&M               | 1/3/17   | 100-58  | w | 0-0-0       | 8-6-1      | 0-1-0      | 6-0-1      | 0-0-0      | 5-4-0      | 5-3-0      |
| ARKANSAS                | 1/7/17   | 97-71   | w | 0-0-0       | 4-4-0      | 0-0-0      | 2-2-1      | 0-0-0      | 3-4-0      | 15-5-0     |
| at Vanderbilt           | 1/10/17  | 87-81   | w | DNP         | 2-7-0      | DNP        | 0-0-0      | DNP        | 4-5-0      | 2-3-0      |
| AUBURN                  | 1/14/17  | 92-72   | w | DNP         | 4-1-0      | DNP        | 6-1-1      | DNP        | 6-16-0     | 2-2-0      |
| at Mississippi State    | 1/17/17  | 88-81   | w | 1-1-0       | 4-2-0      | DNP        | 5-2-0      | DNP        | 13-8-2     | 13-5-0     |
| #24/24 SOUTH CAROLINA   | 1/21/17  | 85-69   | w | 0-0-0       | 6-4-0      | 0-0-0      | 5-3-7      | DNP        | 11-5-2     | 12-7-1     |
| at Tennessee            | 1/24/17  | 80-82   | L | DNP         | 0-0-0      | DNP        | 0-1-0      | DNP        | 2-9-1      | 4-7-0      |
| #2/1 KANSAS             | 1/28/17  | 73-79   | L | DNP         | 0-0-0      | DNP        | 5-4-1      | DNP        | 0-2-0      | 18-6-0     |
| GEORGIA                 | 1/31/17  | 90-81   | w | 0-2-0       | 4-7-0      | DNP        | 4-1-1      | DNP        | 7-6-0      | 3-5-4      |
| at #24/23 Florida       | 2/4/17   | 66-88   | L | 2-1-0       | 0-1-1      | DNP        | 4-0-0      | DNP        | 5-5-0      | 2-5-0      |
| LSU                     | 2/7/17   | 92-85   | w | 0-0-0       | 2-4-0      | DNP        | 4-4-2      | DNP        | 23-8-2     | 2-4-1      |
| at Alabama              | 2/11/17  | 67-58   | w | DNP         | 4-2-0      | DNP        | 5-0-3      | DNP        | 2-6-0      | 5-4-1      |
| TENNESSEE               | 2/14/17  | 83-58   | w | DNP         | 2-2-0      | 0-0-0      | 10-4-2     | DNP        | 0-2-0      | 16-3-1     |
| at Georgia              | 02/18/17 | 82-77   | w | DNP         | 0-0-0      | DNP        | 9-0-0      | DNP        | 3-1-0      | 7-12-0     |



2016-17 Kentucky Men's Basketball  
Kentucky Game-by-Game Highs (as of Feb 18, 2017)  
All games



| Opponent                 | Date     | Score   | Points                              | Rebounds   | Assists                            | Steals  | Blocked shots  |
|--------------------------|----------|---------|-------------------------------------|--|------------------------------------|---|--|
| STEPHEN F. AUSTIN        | 11/11/16 | 87-64   | 17-Briscoe, Isaiah                  | 8-Humphries, Isaac                                       | 12-Fox, De'Aaron                   | 3-Humphries, Isaac<br>Fox, De'Aaron                   | 3-Willis, Derek<br>Humphries, Isaac  |
| CANISIUS                 | 11/13/16 | 93-69   | 21-Briscoe, Isaiah<br>Fox, De'Aaron | 11-Adebayo, Edrice                                       | 3-Fox, De'Aaron                    | 2-Hawkins, Dominiqu                                   | 3-Adebayo, Edrice  |
| vs #13/13 Michigan State | 11/15/16 | 69-48   | 23-MONK,MALIK                       | 6-MONK,MALIK<br>Gabriel, Wenyen                          | 6-FOX,DE'AARON                     | 3-Gabriel, Wenyen                                     | 2-Willis, Derek<br>ADEBAYO,EDRICE  |
| DUQUESNE                 | 11/20/16 | 93-59   | 16-Fox, De'Aaron                    | 8-Adebayo, Edrice  | 6-Fox, De'Aaron                    | 4-Briscoe, Isaiah                                     | 2-Adebayo, Edrice<br>Killeya-Jones, Sach<br>Willis, Derek  |
| CLEVELAND STATE          | 11/23/16 | 101-70  | 23-Monk, Malik                      | 10-Gabriel, Wenyen                                       | 11-Fox, De'Aaron                   | 2-Monk, Malik<br>Fox, De'Aaron                        | 1-Willis, Derek<br>Calipari, Brad<br>Fox, De'Aaron<br>Mulder, Mychal<br>Gabriel, Wenyen<br>Killeya-Jones, Sach |
| UT MARTIN                | 11/25/16 | 111-76  | 26-Monk, Malik                      | 12-Adebayo, Edrice                                       | 9-Hawkins, Dominiqu                | 3-Fox, De'Aaron                                       | 2-Humphries, Isaac   |
| vs Arizona State         | 11/28/16 | 115-69  | 23-Monk, Malik                      | 11-Fox, De'Aaron   | 10-Fox, De'Aaron                   | 3-Briscoe, Isaiah                                     | 3-Adebayo, Edrice  |
| #11/9 UCLA               | 12/3/16  | 92-97   | 24-Monk, Malik                      | 13-Adebayo, Edrice                                       | 9-Fox, De'Aaron                    | 5-Monk, Malik   | 4-Adebayo, Edrice  |
| VALPO                    | 12/7/16  | 87-63   | 16-Adebayo, Edrice                  | 7-Fox, De'Aaron<br>Mulder, Mychal<br>Adebayo, Edrice     | 5-Fox, De'Aaron                    | 2-Briscoe, Isaiah<br>Fox, De'Aaron                    | 3-Gabriel, Wenyen  |
| vs Hofstra               | 12/11/16 | 96-73   | 20-MONK, Malik                      | 8-Willis, Derek  | 6-Briscoe, Isaiah                  | 2-Willis, Derek                                       | 2-Humphries, Isaac<br>KILLEYA-JONES, S<br>ADEBAYO, Edrice  |
| vs #7/6 North Carolina   | 12/17/16 | 103-100 | 47-Monk, Malik                      | 7-Briscoe, Isaiah<br>Adebayo, Edrice                     | 10-Fox, De'Aaron                   | 2-Fox, De'Aaron                                       | 1-Briscoe, Isaiah<br>Gabriel, Wenyen   |
| at #10/11 Louisville     | 12/21/16 | 70-73   | 21-Fox, De'Aaron                    | 9-Willis, Derek<br>Adebayo, Edrice                       | 3-Briscoe, Isaiah<br>Fox, De'Aaron | 2-Fox, De'Aaron                                       | 2-Adebayo, Edrice<br>Gabriel, Wenyen   |
| at Ole Miss              | 12/29/16 | 99-76   | 34-Monk, Malik                      | 10-Briscoe, Isaiah                                       | 11-Briscoe, Isaiah                 | 3-Fox, De'Aaron<br>Monk, Malik                        | 3-Adebayo, Edrice  |
| TEXAS A&M                | 1/3/17   | 100-58  | 26-Monk, Malik                      | 6-Humphries, Isaac                                       | 7-Briscoe, Isaiah                  | 3-Adebayo, Edrice                                     | 3-Adebayo, Edrice  |
| ARKANSAS                 | 1/7/17   | 97-71   | 27-Fox, De'Aaron                    | 8-Briscoe, Isaiah  | 6-Fox, De'Aaron                    | 1-Fox, De'Aaron<br>Adebayo, Edrice<br>Monk, Malik     | 2-Gabriel, Wenyen<br>Willis, Derek   |
| at Vanderbilt            | 1/10/17  | 87-81   | 23-Briscoe, Isaiah                  | 7-Adebayo, Edrice<br>Humphries, Isaac<br>Briscoe, Isaiah | 5-Briscoe, Isaiah                  | 1-Monk, Malik<br>Fox, De'Aaron                        | 1-Gabriel, Wenyen  |
| AUBURN                   | 1/14/17  | 92-72   | 24-Monk, Malik                      | 16-Gabriel, Wenyen                                       | 6-Monk, Malik                      | 1-Gabriel, Wenyen<br>Fox, De'Aaron<br>Briscoe, Isaiah | 3-Adebayo, Edrice  |
| at Mississippi State     | 1/17/17  | 88-81   | 21-Fox, De'Aaron                    | 8-Gabriel, Wenyen  | 5-Fox, De'Aaron                    | 2-Briscoe, Isaiah                                     | 3-Gabriel, Wenyen  |
| #24/24 SOUTH CAROLINA    | 1/21/17  | 85-69   | 27-Monk, Malik                      | 7-Willis, Derek  | 7-Hawkins, Dominiqu                | 2-Adebayo, Edrice<br>Monk, Malik                      | 2-Humphries, Isaac   |
| at Tennessee             | 1/24/17  | 80-82   | 25-Monk, Malik                      | 14-Briscoe, Isaiah                                       | 5-Briscoe, Isaiah                  | 2-Fox, De'Aaron                                       | 2-Adebayo, Edrice<br>Gabriel, Wenyen<br>Willis, Derek  |
| #2/1 KANSAS              | 1/28/17  | 73-79   | 18-Monk, Malik<br>Willis, Derek     | 8-Adebayo, Edrice<br>Briscoe, Isaiah                     | 6-Briscoe, Isaiah                  | 2-Adebayo, Edrice<br>Fox, De'Aaron                    | 2-Willis, Derek  |
| GEORGIA                  | 1/31/17  | 90-81   | 37-Monk, Malik                      | 11-Briscoe, Isaiah                                       | 8-Briscoe, Isaiah                  | 3-Monk, Malik   | 3-Monk, Malik  |
| at #24/23 Florida        | 2/4/17   | 66-88   | 19-Fox, De'Aaron                    | 7-Adebayo, Edrice  | 3-Briscoe, Isaiah                  | 4-Adebayo, Edrice                                     | 1-Adebayo, Edrice<br>Gabriel, Wenyen<br>Monk, Malik  |
| LSU                      | 2/7/17   | 92-85   | 23-Monk, Malik                      | 9-Adebayo, Edrice  | 6-Fox, De'Aaron                    | 3-Fox, De'Aaron                                       | 1-Adebayo, Edrice  |



2016-17 Kentucky Men's Basketball  
Kentucky Game-by-Game Highs (as of Feb 18, 2017)  
All games



| Opponent   | Date     | Score | Points                            | Rebounds           | Assists                            | Steals   | Blocked shots                         |
|------------|----------|-------|-----------------------------------|--------------------|------------------------------------|--|---------------------------------------|
| at Alabama | 2/11/17  | 67-58 | Gabriel, Wenyen<br>17-Monk, Malik | 11-Briscoe, Isaiah | 4-Briscoe, Isaiah                  | 2-Fox, De'Aaron<br>Hawkins, Dominique<br>Monk, Malik | Humphries, Isaac<br>3-Gabriel, Wenyen |
| TENNESSEE  | 2/14/17  | 83-58 | 20-Monk, Malik                    | 12-Adebayo, Edrice | 6-Briscoe, Isaiah<br>Fox, De'Aaron | 2-Fox, De'Aaron<br>Willis, Derek<br>Briscoe, Isaiah  | 2-Gabriel, Wenyen                     |
| at Georgia | 02/18/17 | 82-77 | 16-Fox, De'Aaron<br>Monk, Malik   | 12-Willis, Derek   | 5-Monk, Malik<br>Fox, De'Aaron     | 3-Monk, Malik  | 2-Adebayo, Edrice                     |



2016-17 Kentucky Men's Basketball  
Kentucky Team High/Low Analysis (as of Feb 18, 2017)  
All games



Kentucky - TEAM GAME HIGHS

|                       |              |                                   |
|-----------------------|--------------|-----------------------------------|
| POINTS                | 115          | vs Arizona State (11/28/16)       |
|                       | 111          | UT MARTIN (11/25/16)              |
|                       | 103          | vs #7/6 North Carolina (12/17/16) |
|                       | 101          | CLEVELAND STATE (11/23/16)        |
|                       | 100          | TEXAS A&M (1/3/17)                |
| FIELD GOALS MADE      | 44           | vs Arizona State (11/28/16)       |
|                       | 41           | UT MARTIN (11/25/16)              |
| FIELD GOAL ATTEMPTS   | 84           | vs Arizona State (11/28/16)       |
|                       | 80           | #11/9 UCLA (12/3/16)              |
| FIELD GOAL PERCENTAGE | .583 (28-48) | #24/24 SOUTH CAROLINA (1/21/17)   |
|                       | .571 (32-56) | AUBURN (1/14/17)                  |
| 3 PT FIELD GOALS MADE | 13           | TEXAS A&M (1/3/17)                |
|                       | 11           | TENNESSEE (2/14/17)               |
|                       | 11           | AUBURN (1/14/17)                  |
|                       | 11           | vs Arizona State (11/28/16)       |
| 3 PT FG ATTEMPTS      | 28           | vs Arizona State (11/28/16)       |
|                       | 26           | DUQUESNE (11/20/16)               |
| 3 PT FG PERCENTAGE    | .579 (11-19) | AUBURN (1/14/17)                  |
|                       | .556 (10-18) | vs #7/6 North Carolina (12/17/16) |
| FREE THROWS MADE      | 28           | ARKANSAS (1/7/17)                 |
|                       | 27           | GEORGIA (1/31/17)                 |
|                       | 27           | CANISIUS (11/13/16)               |
| FREE THROW ATTEMPTS   | 40           | ARKANSAS (1/7/17)                 |
|                       | 39           | CANISIUS (11/13/16)               |
| FREE THROW PERCENTAGE | .821 (23-28) | at Georgia (02/18/17)             |
|                       | .808 (21-26) | LSU (2/7/17)                      |
|                       | .808 (21-26) | TEXAS A&M (1/3/17)                |
| REBOUNDS              | 59           | vs Arizona State (11/28/16)       |
|                       | 49           | DUQUESNE (11/20/16)               |
| ASSISTS               | 33           | vs Arizona State (11/28/16)       |
|                       | 25           | CLEVELAND STATE (11/23/16)        |
| STEALS                | 12           | STEPHEN F. AUSTIN (11/11/16)      |
|                       | 11           | DUQUESNE (11/20/16)               |
| BLOCKED SHOTS         | 10           | DUQUESNE (11/20/16)               |
|                       | 9            | VALPO (12/7/16)                   |
|                       | 9            | vs Arizona State (11/28/16)       |
| TURNOVERS             | 17           | #2/1 KANSAS (1/28/17)             |
|                       | 17           | #24/24 SOUTH CAROLINA (1/21/17)   |
|                       | 17           | VALPO (12/7/16)                   |
| FOULS                 | 27           | at Alabama (2/11/17)              |
|                       | 27           | vs Hofstra (12/11/16)             |



2016-17 Kentucky Men's Basketball  
Kentucky High/Low Analysis (as of Feb 18, 2017)  
All games



Opponent - GAME HIGHS

|                       |      |         |                                   |
|-----------------------|------|---------|-----------------------------------|
| POINTS                | 100  |         | vs #7/6 North Carolina (12/17/16) |
|                       | 97   |         | #11/9 UCLA (12/3/16)              |
|                       | 88   |         | at #24/23 Florida (2/4/17)        |
|                       | 85   |         | LSU (2/7/17)                      |
|                       | 82   |         | at Tennessee (1/24/17)            |
| FIELD GOALS MADE      | 35   |         | vs #7/6 North Carolina (12/17/16) |
|                       | 35   |         | #11/9 UCLA (12/3/16)              |
| FIELD GOAL ATTEMPTS   | 73   |         | vs Arizona State (11/28/16)       |
|                       | 72   |         | at Ole Miss (12/29/16)            |
| FIELD GOAL PERCENTAGE | .542 | (32-59) | at Mississippi State (1/17/17)    |
|                       | .530 | (35-66) | vs #7/6 North Carolina (12/17/16) |
|                       | .530 | (35-66) | #11/9 UCLA (12/3/16)              |
| 3 PT FIELD GOALS MADE | 10   |         | LSU (2/7/17)                      |
|                       | 10   |         | at #24/23 Florida (2/4/17)        |
|                       | 10   |         | #11/9 UCLA (12/3/16)              |
| 3 PT FG ATTEMPTS      | 29   |         | at Vanderbilt (1/10/17)           |
|                       | 27   |         | UT MARTIN (11/25/16)              |
|                       | 27   |         | CLEVELAND STATE (11/23/16)        |
| 3 PT FG PERCENTAGE    | .600 | (6-10)  | GEORGIA (1/31/17)                 |
|                       | .563 | (9-16)  | AUBURN (1/14/17)                  |
| FREE THROWS MADE      | 23   |         | at Vanderbilt (1/10/17)           |
|                       | 23   |         | vs Hofstra (12/11/16)             |
| FREE THROW ATTEMPTS   | 37   |         | vs Hofstra (12/11/16)             |
|                       | 32   |         | at Vanderbilt (1/10/17)           |
| FREE THROW PERCENTAGE | .941 | (16-17) | at Ole Miss (12/29/16)            |
|                       | .909 | (20-22) | DUQUESNE (11/20/16)               |
| REBOUNDS              | 54   |         | at #24/23 Florida (2/4/17)        |
|                       | 45   |         | at Ole Miss (12/29/16)            |
|                       | 45   |         | vs Hofstra (12/11/16)             |
| ASSISTS               | 18   |         | at #24/23 Florida (2/4/17)        |
|                       | 18   |         | at Tennessee (1/24/17)            |
|                       | 18   |         | vs #7/6 North Carolina (12/17/16) |
|                       | 18   |         | #11/9 UCLA (12/3/16)              |
| STEALS                | 10   |         | at Mississippi State (1/17/17)    |
|                       | 9    |         | #2/1 KANSAS (1/28/17)             |
| BLOCKED SHOTS         | 7    |         | at #24/23 Florida (2/4/17)        |
|                       | 7    |         | TEXAS A&M (1/3/17)                |
| TURNOVERS             | 28   |         | STEPHEN F. AUSTIN (11/11/16)      |
|                       | 25   |         | TEXAS A&M (1/3/17)                |
| FOULS                 | 32   |         | STEPHEN F. AUSTIN (11/11/16)      |
|                       | 31   |         | AUBURN (1/14/17)                  |
|                       | 31   |         | ARKANSAS (1/7/17)                 |



2016-17 Kentucky Men's Basketball  
Kentucky High/Low Analysis (as of Feb 18, 2017)  
All games



Kentucky - GAME LOWS

|                       |      |         |                                     |
|-----------------------|------|---------|-------------------------------------|
| POINTS                | 66   |         | at #24/23 Florida (2/4/17)          |
|                       | 67   |         | at Alabama (2/11/17)                |
|                       | 69   |         | vs #13/13 Michigan State (11/15/16) |
|                       | 70   |         | at #10/11 Louisville (12/21/16)     |
|                       | 73   |         | #2/1 KANSAS (1/28/17)               |
| FIELD GOALS MADE      | 23   |         | vs #13/13 Michigan State (11/15/16) |
|                       | 23   |         | at #10/11 Louisville (12/21/16)     |
|                       | 23   |         | at #24/23 Florida (2/4/17)          |
| FIELD GOAL ATTEMPTS   | 48   |         | #24/24 SOUTH CAROLINA (1/21/17)     |
|                       | 55   |         | #2/1 KANSAS (1/28/17)               |
| FIELD GOAL PERCENTAGE | .377 | (23-61) | at #24/23 Florida (2/4/17)          |
|                       | .383 | (23-60) | vs #13/13 Michigan State (11/15/16) |
| 3 PT FIELD GOALS MADE | 1    |         | at Vanderbilt (1/10/17)             |
|                       | 3    |         | at Alabama (2/11/17)                |
| 3 PT FG ATTEMPTS      | 9    |         | at Vanderbilt (1/10/17)             |
|                       | 14   |         | at Alabama (2/11/17)                |
| 3 PT FG PERCENTAGE    | .111 | (1-9)   | at Vanderbilt (1/10/17)             |
|                       | .214 | (3-14)  | at Alabama (2/11/17)                |
| FREE THROWS MADE      | 8    |         | TENNESSEE (2/14/17)                 |
|                       | 10   |         | at Alabama (2/11/17)                |
| FREE THROW ATTEMPTS   | 12   |         | TENNESSEE (2/14/17)                 |
|                       | 18   |         | at Alabama (2/11/17)                |
| FREE THROW PERCENTAGE | .531 | (17-32) | AUBURN (1/14/17)                    |
|                       | .556 | (10-18) | at Alabama (2/11/17)                |
| REBOUNDS              | 28   |         | STEPHEN F. AUSTIN (11/11/16)        |
|                       | 29   |         | at #24/23 Florida (2/4/17)          |
| ASSISTS               | 7    |         | at #24/23 Florida (2/4/17)          |
|                       | 8    |         | at Vanderbilt (1/10/17)             |
| STEALS                | 2    |         | at Vanderbilt (1/10/17)             |
|                       | 3    |         | ARKANSAS (1/7/17)                   |
|                       | 3    |         | AUBURN (1/14/17)                    |
| BLOCKED SHOTS         | 1    |         | at Vanderbilt (1/10/17)             |
|                       | 2    |         | vs #7/6 North Carolina (12/17/16)   |
|                       | 2    |         | LSU (2/7/17)                        |
|                       | 2    |         | at Georgia (02/18/17)               |
| TURNOVERS             | 6    |         | at Vanderbilt (1/10/17)             |
|                       | 7    |         | vs Hofstra (12/11/16)               |
|                       | 7    |         | TENNESSEE (2/14/17)                 |
| FOULS                 | 16   |         | vs #13/13 Michigan State (11/15/16) |
|                       | 16   |         | vs Arizona State (11/28/16)         |
|                       | 16   |         | TEXAS A&M (1/3/17)                  |
|                       | 16   |         | #24/24 SOUTH CAROLINA (1/21/17)     |



2016-17 Kentucky Men's Basketball  
Kentucky High/Low Analysis (as of Feb 18, 2017)  
All games



Opponent - GAME LOWS

|                       |      |         |                                     |
|-----------------------|------|---------|-------------------------------------|
| POINTS                | 48   |         | vs #13/13 Michigan State (11/15/16) |
|                       | 58   |         | TEXAS A&M (1/3/17)                  |
|                       | 58   |         | at Alabama (2/11/17)                |
|                       | 58   |         | TENNESSEE (2/14/17)                 |
|                       | 59   |         | DUQUESNE (11/20/16)                 |
| FIELD GOALS MADE      | 17   |         | DUQUESNE (11/20/16)                 |
|                       | 18   |         | TENNESSEE (2/14/17)                 |
| FIELD GOAL ATTEMPTS   | 47   |         | TEXAS A&M (1/3/17)                  |
|                       | 51   |         | at Alabama (2/11/17)                |
| FIELD GOAL PERCENTAGE | .304 | (17-56) | DUQUESNE (11/20/16)                 |
|                       | .328 | (20-61) | vs #13/13 Michigan State (11/15/16) |
| 3 PT FIELD GOALS MADE | 3    |         | at Alabama (2/11/17)                |
|                       | 3    |         | TENNESSEE (2/14/17)                 |
|                       | 3    |         | at Georgia (02/18/17)               |
| 3 PT FG ATTEMPTS      | 10   |         | at Tennessee (1/24/17)              |
|                       | 10   |         | GEORGIA (1/31/17)                   |
| 3 PT FG PERCENTAGE    | .188 | (3-16)  | TENNESSEE (2/14/17)                 |
|                       | .190 | (4-21)  | CANISIUS (11/13/16)                 |
| FREE THROWS MADE      | 3    |         | vs #13/13 Michigan State (11/15/16) |
|                       | 5    |         | AUBURN (1/14/17)                    |
| FREE THROW ATTEMPTS   | 9    |         | vs #13/13 Michigan State (11/15/16) |
|                       | 15   |         | vs Arizona State (11/28/16)         |
|                       | 15   |         | AUBURN (1/14/17)                    |
|                       | 15   |         | LSU (2/7/17)                        |
| FREE THROW PERCENTAGE | .333 | (3-9)   | vs #13/13 Michigan State (11/15/16) |
|                       | .333 | (5-15)  | AUBURN (1/14/17)                    |
| REBOUNDS              | 26   |         | UT MARTIN (11/25/16)                |
|                       | 26   |         | LSU (2/7/17)                        |
|                       | 26   |         | at Georgia (02/18/17)               |
| ASSISTS               | 4    |         | at Alabama (2/11/17)                |
|                       | 6    |         | VALPO (12/7/16)                     |
| STEALS                | 0    |         | vs #13/13 Michigan State (11/15/16) |
|                       | 1    |         | vs Hofstra (12/11/16)               |
|                       | 1    |         | AUBURN (1/14/17)                    |
| BLOCKED SHOTS         | 0    |         | at Alabama (2/11/17)                |
|                       | 1    |         | CANISIUS (11/13/16)                 |
|                       | 1    |         | DUQUESNE (11/20/16)                 |
|                       | 1    |         | CLEVELAND STATE (11/23/16)          |
|                       | 1    |         | VALPO (12/7/16)                     |
|                       | 1    |         | vs Hofstra (12/11/16)               |
|                       | 1    |         | at Vanderbilt (1/10/17)             |
|                       | 1    |         | #24/24 SOUTH CAROLINA (1/21/17)     |
|                       | 1    |         | LSU (2/7/17)                        |
| TURNOVERS             | 7    |         | at Vanderbilt (1/10/17)             |
|                       | 8    |         | ARKANSAS (1/7/17)                   |
| FOULS                 | 15   |         | #2/1 KANSAS (1/28/17)               |
|                       | 15   |         | TENNESSEE (2/14/17)                 |



2016-17 Kentucky Men's Basketball  
Kentucky Player High/Low Analysis (as of Feb 18, 2017)  
All games



Kentucky - INDIVIDUAL GAME HIGHS

|                          |       |       |   |
|--------------------------|-------|-------|---|
| Points                   | 47    |       | Monk, Malik vs #7/6 North Carolina (12/17/16)         |
|                          | 37    |       | Monk, Malik vs Georgia (1/31/17)                      |
|                          | 34    |       | Monk, Malik at Ole Miss (12/29/16)                    |
|                          | 27    |       | Monk, Malik vs #24/24 South Carolina (1/21/17)        |
|                          | 27    |       | Fox, De'Aaron vs ARKANSAS (1/7/17)                    |
| Field Goals Made         | 18    |       | Monk, Malik vs #7/6 North Carolina (12/17/16)         |
|                          | 12    |       | Adebayo, Edrice at Ole Miss (12/29/16)                |
| Field Goal Att.          | 28    |       | Monk, Malik vs #7/6 North Carolina (12/17/16)         |
|                          | 21    |       | Monk, Malik vs Georgia (1/31/17)                      |
|                          | 21    |       | Fox, De'Aaron vs #7/6 North Carolina (12/17/16)       |
| FG Pct (min 5 made)      | 1.000 | (5-5) | Gabriel, Wenyen at Mississippi State (1/17/17)        |
|                          | .875  | (7-8) | Adebayo, Edrice at Tennessee (1/24/17)                |
| 3-Point FG Made          | 8     |       | Monk, Malik vs #7/6 North Carolina (12/17/16)         |
|                          | 7     |       | Monk, Malik vs Georgia (1/31/17)                      |
|                          | 7     |       | MONK,MALIK vs #13/13 Michigan State (11/15/16)        |
| 3-Point FG Att.          | 13    |       | Monk, Malik at Tennessee (1/24/17)                    |
|                          | 12    |       | Monk, Malik vs #7/6 North Carolina (12/17/16)         |
| 3-Pt FG Pct (min 2 made) | 1.000 | (3-3) | Gabriel, Wenyen at Mississippi State (1/17/17)        |
|                          | 1.000 | (3-3) | Briscoe, Isaiah vs TEXAS A&M (1/3/17)                 |
|                          | 1.000 | (2-2) | Fox, De'Aaron at Tennessee (1/24/17)                  |
|                          | 1.000 | (2-2) | Briscoe, Isaiah vs Auburn (1/14/17)                   |
|                          | 1.000 | (2-2) | Briscoe, Isaiah vs Arizona State (11/28/16)           |
| Free Throws Made         | 11    |       | Briscoe, Isaiah vs Georgia (1/31/17)                  |
|                          | 10    |       | Monk, Malik vs Georgia (1/31/17)                      |
|                          | 10    |       | Adebayo, Edrice vs #11/9 UCLA (12/3/16)               |
| Free Throw Att.          | 15    |       | Briscoe, Isaiah vs Georgia (1/31/17)                  |
|                          | 13    |       | Adebayo, Edrice vs #11/9 UCLA (12/3/16)               |
|                          | 13    |       | Adebayo, Edrice vs CANISIUS (11/13/16)                |
| FT Pct (min 3 made)      | 1.000 | (9-9) | Fox, De'Aaron vs CANISIUS (11/13/16)                  |
|                          | 1.000 | (7-7) | Fox, De'Aaron vs ARKANSAS (1/7/17)                    |
|                          | 1.000 | (6-6) | Briscoe, Isaiah at Ole Miss (12/29/16)                |
|                          | 1.000 | (6-6) | Briscoe, Isaiah at #10/11 Louisville (12/21/16)       |
|                          | 1.000 | (6-6) | Gabriel, Wenyen vs UT MARTIN (11/25/16)               |
|                          | 1.000 | (6-6) | FOX,DE'AARON vs #13/13 Michigan State (11/15/16)      |
|                          | 1.000 | (6-6) | Fox, De'Aaron vs STEPHEN F. AUSTIN (11/11/16)         |
|                          | 1.000 | (5-5) | Mulder, Mychal vs Auburn (1/14/17)                    |
|                          | 1.000 | (5-5) | Monk, Malik vs TEXAS A&M (1/3/17)                     |
|                          | 1.000 | (5-5) | FOX, De'Aaron vs Hofstra (12/11/16)                   |
|                          | 1.000 | (5-5) | Briscoe, Isaiah vs #13/13 Michigan State (11/15/16)   |
|                          | 1.000 | (4-4) | Adebayo, Edrice at Alabama (2/11/17)                  |
|                          | 1.000 | (4-4) | Hawkins, Dominique at #24/23 Florida (2/4/17)         |
|                          | 1.000 | (4-4) | Briscoe, Isaiah at Mississippi State (1/17/17)        |
|                          | 1.000 | (4-4) | Monk, Malik vs Auburn (1/14/17)                       |
|                          | 1.000 | (4-4) | Hawkins, Dominique vs UT MARTIN (11/25/16)            |
|                          | 1.000 | (4-4) | Monk, Malik vs UT MARTIN (11/25/16)                   |
|                          | 1.000 | (4-4) | Adebayo, Edrice vs CLEVELAND STATE (11/23/16)         |
|                          | 1.000 | (4-4) | Monk, Malik vs CANISIUS (11/13/16)                    |
|                          | 1.000 | (4-4) | Willis, Derek vs STEPHEN F. AUSTIN (11/11/16)         |
|                          | 1.000 | (3-3) | Hawkins, Dominique vs #24/24 South Carolina (1/21/17) |
|                          | 1.000 | (3-3) | Monk, Malik at #10/11 Louisville (12/21/16)           |
| Rebounds                 | 16    |       | Gabriel, Wenyen vs Auburn (1/14/17)                   |
|                          | 14    |       | Briscoe, Isaiah at Tennessee (1/24/17)                |
| Assists                  | 12    |       | Fox, De'Aaron vs STEPHEN F. AUSTIN (11/11/16)         |

|               |    |  |
|---------------|----|--|
|               | 11 | Briscoe, Isaiah at Ole Miss (12/29/16)             |
|               | 11 | Fox, De'Aaron vs CLEVELAND STATE (11/23/16)        |
| Steals        | 5  | Monk, Malik vs #11/9 UCLA (12/3/16)                |
|               | 4  | Adebayo, Edrice at #24/23 Florida (2/4/17)         |
|               | 4  | Briscoe, Isaiah vs DUQUESNE (11/20/16)             |
| Blocked Shots | 4  | Adebayo, Edrice vs #11/9 UCLA (12/3/16)            |
|               | 3  | Gabriel, Wenyen at Alabama (2/11/17)               |
|               | 3  | Monk, Malik vs Georgia (1/31/17)                   |
|               | 3  | Gabriel, Wenyen at Mississippi State (1/17/17)     |
|               | 3  | Adebayo, Edrice vs Auburn (1/14/17)                |
|               | 3  | Adebayo, Edrice vs TEXAS A&M (1/3/17)              |
|               | 3  | Adebayo, Edrice at Ole Miss (12/29/16)             |
|               | 3  | Gabriel, Wenyen vs VALPO (12/7/16)                 |
|               | 3  | Adebayo, Edrice vs Arizona State (11/28/16)        |
|               | 3  | Adebayo, Edrice vs CANISIUS (11/13/16)             |
|               | 3  | Humphries, Isaac vs STEPHEN F. AUSTIN (11/11/16)   |
|               | 3  | Willis, Derek vs STEPHEN F. AUSTIN (11/11/16)      |
| Turnovers     | 7  | Briscoe, Isaiah vs #24/24 South Carolina (1/21/17) |
|               | 6  | Briscoe, Isaiah vs Georgia (1/31/17)               |
| Fouls         | 5  | Hawkins, Dominique at Georgia (02/18/17)           |
|               | 5  | Briscoe, Isaiah at Georgia (02/18/17)              |
|               | 5  | Fox, De'Aaron vs Tennessee (2/14/17)               |
|               | 5  | Adebayo, Edrice at Alabama (2/11/17)               |
|               | 5  | Gabriel, Wenyen vs LSU (2/7/17)                    |
|               | 5  | Gabriel, Wenyen at #24/23 Florida (2/4/17)         |
|               | 5  | Humphries, Isaac at Mississippi State (1/17/17)    |
|               | 5  | Fox, De'Aaron vs Auburn (1/14/17)                  |
|               | 5  | Adebayo, Edrice vs #7/6 North Carolina (12/17/16)  |
| Minutes       | 45 | Briscoe, Isaiah vs Georgia (1/31/17)               |
|               | 44 | Monk, Malik vs Georgia (1/31/17)                   |
|               | 39 | Monk, Malik vs #2/1 Kansas (1/28/17)               |
|               | 39 | Briscoe, Isaiah at Vanderbilt (1/10/17)            |
|               | 38 | Fox, De'Aaron vs #2/1 Kansas (1/28/17)             |
|               | 38 | Briscoe, Isaiah vs #7/6 North Carolina (12/17/16)  |
|               | 38 | Monk, Malik vs #7/6 North Carolina (12/17/16)      |



2016-17 Kentucky Men's Basketball  
Kentucky Opponent High/Low Analysis (as of Feb 18, 2017)  
All games



OPPONENT INDIVIDUAL GAME HIGHS

|                          |       |       |   |
|--------------------------|-------|-------|---|
| Points                   | 36    |       | Frazier, J.J. at Georgia (02/18/17)                     |
|                          | 34    |       | Thornwell, Sindarius vs #24/24 South Carolina (1/21/17) |
|                          | 34    |       | Justin Jackson vs #7/6 North Carolina (12/17/16)        |
|                          | 31    |       | Blakeney, Antonio vs LSU (2/7/17)                       |
|                          | 28    |       | Edwards, Rob vs CLEVELAND STATE (11/23/16)              |
| Field Goals Made         | 12    |       | Blakeney, Antonio vs LSU (2/7/17)                       |
|                          | 12    |       | Edwards, Rob vs CLEVELAND STATE (11/23/16)              |
| Field Goal Att.          | 23    |       | Thornwell, Sindarius vs #24/24 South Carolina (1/21/17) |
|                          | 22    |       | Frazier, J.J. at Georgia (02/18/17)                     |
| FG Pct (min 5 made)      | 1.000 | (6-6) | Lucas, Landen vs #2/1 Kansas (1/28/17)                  |
|                          | .833  | (5-6) | Blanton, Temarcus vs #24/24 South Carolina (1/21/17)    |
| 3-Point FG Made          | 4     |       | Blakeney, Antonio vs LSU (2/7/17)                       |
|                          | 4     |       | Justin Jackson vs #7/6 North Carolina (12/17/16)        |
| 3-Point FG Att.          | 10    |       | FISHER-DAVIS, Matthe at Vanderbilt (1/10/17)            |
|                          | 10    |       | Robertson, Kassius vs CANISIUS (11/13/16)               |
| 3-Pt FG Pct (min 2 made) | 1.000 | (2-2) | Harris, Jordan vs Georgia (1/31/17)                     |
|                          | 1.000 | (2-2) | Blanton, Temarcus vs #24/24 South Carolina (1/21/17)    |
| Free Throws Made         | 14    |       | Thornwell, Sindarius vs #24/24 South Carolina (1/21/17) |
|                          | 12    |       | Frazier, J.J. at Georgia (02/18/17)                     |
| Free Throw Att.          | 15    |       | Frazier, J.J. at Georgia (02/18/17)                     |
|                          | 15    |       | Thornwell, Sindarius vs #24/24 South Carolina (1/21/17) |
|                          | 15    |       | Justin Jackson vs #7/6 North Carolina (12/17/16)        |
| FT Pct (min 3 made)      | 1.000 | (6-6) | Saiz, Sebastian at Ole Miss (12/29/16)                  |
|                          | 1.000 | (6-6) | ADEL, Deng at #10/11 Louisville (12/21/16)              |
|                          | 1.000 | (6-6) | Tony Bradley vs #7/6 North Carolina (12/17/16)          |
|                          | 1.000 | (5-5) | Schofield, Admiral vs Tennessee (2/14/17)               |
|                          | 1.000 | (5-5) | Kingsley, Moses vs ARKANSAS (1/7/17)                    |
|                          | 1.000 | (5-5) | Brooks, Rasheed at Ole Miss (12/29/16)                  |
|                          | 1.000 | (4-4) | Sampson, Brandon vs LSU (2/7/17)                        |
|                          | 1.000 | (4-4) | Barry, Canyon at #24/23 Florida (2/4/17)                |
|                          | 1.000 | (4-4) | ROBERSON, Jeff at Vanderbilt (1/10/17)                  |
|                          | 1.000 | (4-4) | Thompson, Trey vs ARKANSAS (1/7/17)                     |
|                          | 1.000 | (4-4) | SPALDING, Ray at #10/11 Louisville (12/21/16)           |
|                          | 1.000 | (4-4) | Peters, Alec vs VALPO (12/7/16)                         |
|                          | 1.000 | (4-4) | Welsh, Thomas vs #11/9 UCLA (12/3/16)                   |
|                          | 1.000 | (4-4) | Graham, Torian vs Arizona State (11/28/16)              |
|                          | 1.000 | (4-4) | Fofana, Mike vs UT MARTIN (11/25/16)                    |
|                          | 1.000 | (4-4) | Mike, Isiaha vs DUQUESNE (11/20/16)                     |
|                          | 1.000 | (3-3) | KORNET, Luke at Vanderbilt (1/10/17)                    |
| Rebounds                 | 13    |       | Ogbeide, Derek vs Georgia (1/31/17)                     |
|                          | 13    |       | Saiz, Sebastian at Ole Miss (12/29/16)                  |
|                          | 13    |       | Leaf, TJ vs #11/9 UCLA (12/3/16)                        |
| Assists                  | 9     |       | Chiozza, Chris at #24/23 Florida (2/4/17)               |
|                          | 7     |       | Joel Berry II vs #7/6 North Carolina (12/17/16)         |
|                          | 7     |       | Ball, Lonzo vs #11/9 UCLA (12/3/16)                     |
| Steals                   | 4     |       | Q Weatherspoon at Mississippi State (1/17/17)           |
|                          | 3     |       | Frazier, J.J. vs Georgia (1/31/17)                      |
|                          | 3     |       | Williams, Grant at Tennessee (1/24/17)                  |
|                          | 3     |       | Brooks, Rasheed at Ole Miss (12/29/16)                  |
|                          | 3     |       | Adekoya, Jubril vs VALPO (12/7/16)                      |
|                          | 3     |       | Mike, Isiaha vs DUQUESNE (11/20/16)                     |
|                          | 3     |       | Reese, Isaiah vs CANISIUS (11/13/16)                    |
| Blocked Shots            | 4     |       | Williams, Grant at Tennessee (1/24/17)                  |

|           |   |   |
|-----------|---|---|
| Turnovers | 4 | Williams, Robert vs TEXAS A&M (1/3/17)            |
|           | 9 | BRIDGES,MILES vs #13/13 Michigan State (11/15/16) |
|           | 7 | Hogg, DJ vs TEXAS A&M (1/3/17)                    |
|           | 7 | Davis, Tyler vs TEXAS A&M (1/3/17)                |
| Fouls     | 7 | Charles, Ty vs STEPHEN F. AUSTIN (11/11/16)       |
|           | 5 | Ogbeide, Derek at Georgia (02/18/17)              |
|           | 5 | Epps, Aaron vs LSU (2/7/17)                       |
|           | 5 | Hayes, Kavarrius at #24/23 Florida (2/4/17)       |
|           | 5 | Parker, Juwan vs Georgia (1/31/17)                |
|           | 5 | Frazier, J.J. vs Georgia (1/31/17)                |
|           | 5 | Lucas, Landen vs #2/1 Kansas (1/28/17)            |
|           | 5 | Xavian Stapleton at Mississippi State (1/17/17)   |
|           | 5 | Schnider Herard at Mississippi State (1/17/17)    |
|           | 5 | Q Weatherspoon at Mississippi State (1/17/17)     |
|           | 5 | Wiley, Austin vs Auburn (1/14/17)                 |
|           | 5 | Gilder, Admon vs TEXAS A&M (1/3/17)               |
|           | 5 | Kennedy Meeks vs #7/6 North Carolina (12/17/16)   |
|           | 5 | Joel Berry II vs #7/6 North Carolina (12/17/16)   |
|           | 5 | PEMBERTON, Eli vs Hofstra (12/11/16)              |
|           | 5 | Anigbogu, Ike vs #11/9 UCLA (12/3/16)             |
|           | 5 | Welsh, Thomas vs #11/9 UCLA (12/3/16)             |
|           | 5 | Tshisumpa, Jethro vs Arizona State (11/28/16)     |
|           | 5 | Sloan, Derek vs CLEVELAND STATE (11/23/16)        |
|           | 5 | Clayborne, Evan vs CLEVELAND STATE (11/23/16)     |
|           | 5 | Holyfield, TJ vs STEPHEN F. AUSTIN (11/11/16)     |
|           | 5 | Huntley, Josh vs STEPHEN F. AUSTIN (11/11/16)     |



2016-17 Kentucky Men's Basketball  
Kentucky Team Game-by-Game Comparison (as of Feb 18, 2017)  
All games



| Opponent              | 1st   | 2nd   | Score   | Mar  | Total FG    | FG Pct    | 3-Pointers | 3FG Pct   | Free Throws | FT Pct    | Rebounds   | Assist | T/Over | Block | Steal | Fouls |
|-----------------------|-------|-------|---------|------|-------------|-----------|------------|-----------|-------------|-----------|------------|--------|--------|-------|-------|-------|
| STEPHEN F. AUSTIN     | 48/32 | 39/32 | 87-64   | +23  | 31-62/23-52 | .500/.442 | 5-18/5-19  | .278/.263 | 20-30/13-19 | .667/.684 | 28/36 (8)  | 21/10  | 13/28  | 8/5   | 12/6  | 19/32 |
| CANISIUS              | 44/35 | 49/34 | 93-69   | +24  | 31-61/26-62 | .508/.419 | 4-16/4-21  | .250/.190 | 27-39/13-20 | .692/.650 | 39/36 +3   | 10/11  | 10/18  | 7/1   | 4/8   | 19/30 |
| #13/13 Michigan State | 34/26 | 35/22 | 69-48   | +21  | 23-60/20-61 | .383/.328 | 7-21/5-26  | .333/.192 | 16-20/3-9   | .800/.333 | 40/44 (4)  | 17/9   | 14/20  | 8/4   | 8/0   | 16/20 |
| DUQUESNE              | 50/23 | 43/36 | 93-59   | +34  | 35-76/17-56 | .461/.304 | 7-26/5-25  | .269/.200 | 16-21/20-22 | .762/.909 | 49/32 +17  | 19/7   | 11/18  | 10/1  | 11/7  | 17/17 |
| CLEVELAND STATE       | 56/35 | 45/35 | 101-70  | +31  | 38-73/25-64 | .521/.391 | 9-24/6-27  | .375/.222 | 16-26/14-19 | .615/.737 | 47/36 +11  | 25/7   | 13/19  | 6/1   | 6/5   | 18/27 |
| UT MARTIN             | 53/38 | 58/38 | 111-76  | +35  | 41-74/27-66 | .554/.409 | 7-22/9-27  | .318/.333 | 22-29/13-20 | .759/.650 | 48/26 +22  | 24/15  | 12/17  | 5/2   | 7/8   | 18/25 |
| Arizona State         | 58/30 | 57/39 | 115-69  | +46  | 44-84/25-73 | .524/.342 | 11-28/8-26 | .393/.308 | 16-22/11-15 | .727/.733 | 59/33 +26  | 33/15  | 9/13   | 9/4   | 7/4   | 16/21 |
| #11/9 UCLA            | 45/49 | 47/48 | 92-97   | (5)  | 33-80/35-66 | .413/.530 | 8-24/10-23 | .333/.435 | 18-27/17-21 | .667/.810 | 38/41 (3)  | 16/18  | 9/18   | 6/6   | 8/4   | 22/24 |
| VALPO                 | 45/24 | 42/39 | 87-63   | +24  | 33-71/23-67 | .465/.343 | 7-23/4-15  | .304/.267 | 14-24/13-19 | .583/.684 | 48/41 +7   | 15/6   | 17/19  | 9/1   | 7/8   | 18/25 |
| Hofstra               | 48/33 | 48/40 | 96-73   | +23  | 37-72/22-65 | .514/.338 | 8-23/6-22  | .348/.273 | 14-21/23-37 | .667/.622 | 41/45 (4)  | 20/12  | 7/14   | 8/1   | 4/1   | 27/20 |
| #7/6 North Carolina   | 56/51 | 47/49 | 103-100 | +3   | 40-74/35-66 | .541/.530 | 10-18/9-17 | .556/.529 | 13-21/21-28 | .619/.750 | 39/35 +4   | 19/18  | 10/9   | 2/5   | 4/4   | 20/22 |
| #10/11 Louisville     | 40/39 | 30/34 | 70-73   | (3)  | 23-58/26-60 | .397/.433 | 5-22/6-14  | .227/.429 | 19-29/15-20 | .655/.750 | 36/40 (4)  | 10/10  | 13/14  | 4/5   | 7/4   | 20/23 |
| Ole Miss              | 60/39 | 39/37 | 99-76   | +23  | 37-74/27-72 | .500/.375 | 8-18/6-22  | .444/.273 | 17-24/16-17 | .708/.941 | 42/45 (3)  | 24/13  | 8/15   | 8/6   | 9/3   | 17/23 |
| TEXAS A&M             | 50/27 | 50/31 | 100-58  | +42  | 33-63/21-47 | .524/.447 | 13-25/6-13 | .520/.462 | 21-26/10-17 | .808/.588 | 30/28 +2   | 16/12  | 9/25   | 3/7   | 10/2  | 16/23 |
| ARKANSAS              | 41/38 | 56/33 | 97-71   | +26  | 32-60/25-63 | .533/.397 | 5-19/4-16  | .263/.250 | 28-40/17-21 | .700/.810 | 44/29 +15  | 13/11  | 9/8    | 5/3   | 3/3   | 20/31 |
| Vanderbilt            | 45/41 | 42/40 | 87-81   | +6   | 34-67/25-58 | .507/.431 | 1-9/8-29   | .111/.276 | 18-24/23-32 | .750/.719 | 40/34 +6   | 8/10   | 6/7    | 1/1   | 2/2   | 23/20 |
| AUBURN                | 51/39 | 41/33 | 92-72   | +20  | 32-56/29-62 | .571/.468 | 11-19/9-16 | .579/.563 | 17-32/5-15  | .531/.333 | 40/28 +12  | 19/8   | 13/13  | 6/2   | 3/1   | 18/31 |
| Mississippi State     | 46/34 | 42/47 | 88-81   | +7   | 33-65/32-59 | .508/.542 | 7-18/5-17  | .389/.294 | 15-24/12-22 | .625/.545 | 38/32 +6   | 16/10  | 16/19  | 6/3   | 5/10  | 24/28 |
| #24/24 SOUTH CAROLINA | 47/38 | 38/31 | 85-69   | +16  | 28-48/24-58 | .583/.414 | 8-20/5-20  | .400/.250 | 21-28/16-19 | .750/.842 | 32/27 +5   | 17/11  | 17/13  | 5/1   | 6/7   | 16/26 |
| Tennessee             | 34/39 | 46/43 | 80-82   | (2)  | 25-60/30-64 | .417/.469 | 6-24/5-10  | .250/.500 | 24-31/17-27 | .774/.630 | 40/39 +1   | 14/18  | 14/9   | 7/4   | 4/8   | 20/22 |
| #2/1 KANSAS           | 32/27 | 41/52 | 73-79   | (6)  | 26-55/32-64 | .473/.500 | 8-20/5-19  | .400/.263 | 13-22/10-18 | .591/.556 | 35/34 +1   | 14/9   | 17/12  | 4/2   | 5/9   | 17/15 |
| GEORGIA               | 29/29 | 47/47 | 90-81   | +9   | 27-64/30-61 | .422/.492 | 9-21/6-10  | .429/.600 | 27-36/15-24 | .750/.625 | 45/32 +13  | 14/15  | 14/17  | 6/4   | 7/5   | 22/28 |
| #24/23 Florida        | 26/34 | 40/54 | 66-88   | (22) | 23-61/30-62 | .377/.484 | 6-18/10-26 | .333/.385 | 14-23/18-29 | .609/.621 | 29/54 (25) | 7/18   | 13/17  | 3/7   | 7/5   | 24/23 |
| LSU                   | 43/27 | 49/58 | 92-85   | +7   | 31-63/32-64 | .492/.500 | 9-25/10-23 | .360/.435 | 21-26/11-15 | .808/.733 | 40/26 +14  | 16/13  | 14/14  | 2/1   | 8/6   | 17/22 |
| Alabama               | 29/20 | 38/38 | 67-58   | +9   | 27-62/23-51 | .435/.451 | 3-14/3-14  | .214/.214 | 10-18/9-26  | .556/.346 | 41/38 +3   | 12/4   | 12/16  | 6/0   | 7/3   | 27/20 |
| TENNESSEE             | 47/32 | 36/26 | 83-58   | +25  | 32-69/18-52 | .464/.346 | 11-25/3-16 | .440/.188 | 8-12/19-24  | .667/.792 | 43/35 +8   | 17/7   | 7/13   | 6/3   | 6/6   | 17/15 |
| Georgia               | 33/31 | 49/46 | 82-77   | +5   | 26-61/28-55 | .426/.509 | 7-21/3-15  | .333/.200 | 23-28/18-24 | .821/.750 | 41/26 +15  | 13/8   | 14/11  | 2/4   | 7/2   | 21/22 |

Note: Game totals are displayed in the format TEAM/OPPONENT for each category