



KENTUCKY

2016-17 MEN'S BASKETBALL



Saturday, Feb. 4 - 8:15 p.m. ET
Stephen F. O'Connell Center (10,133) | Gainesville, Fla.

Stat Breakdown

91.3	Points Per Game	79.3
73.2	Opp. Points Per Game	65.6
49.1	Field-Goal Pct.	45.5
42.4	Opp. Field-Goal Pct.	41.4
40.8	Rebounds Per Game	37.0
35.8	3-point FG Pct.	36.0
31.3	Opp. 3-point FG Pct.	31.6
69.1	Free-Throw Pct.	72.0
17.5	Assists Per Game	12.9
6.3	Steals Per Game	8.0
6.0	Blocks Per Game	5.1



Florida Gators

17-5 Overall 7-2 SEC 24/23 AP/USA

Head Coach: Mike White
Overall Record: 139-60 (sixth season)
Record at UF: 38-20 (second season)

Points: KeVaughn Allen (13.6 ppg)
Rebounds: John Egbunu (6.7 rpg)
Assists: Kasey Hill (4.9 apg)
Blocks: John Egbunu (1.6 bpg)
Steals: Kasey Hill (1.9 spg)

Series Breakdown

Overall (UK leads)	99-37
in Gainesville (UK leads)	35-24
Calipari vs. Florida	14-5
White vs. UK	0-2
Current UK streak	Won 5

Kentucky Wildcats

18-4 Overall 8-1 SEC 8/6 AP/USA

Head Coach: John Calipari
Overall Record: 638-189 (25th season)
Record at UK: 235-51 (eighth season)

Points: Malik Monk (22.4 ppg)
Rebounds: Bam Adebayo (6.8 rpg)
Assists: De'Aaron Fox (5.7 apg)
Blocks: Bam Adebayo (1.6 bpg)
Steals: De'Aaron Fox (1.6 spg)

Kentucky's Projected Starters (based on previous games)




3 Bam Adebayo
Fr. | Forward

MPG	27.5
PPG	13.2
RPG	6.8
APG	0.9
BPG	1.6



13 Isaiah Briscoe
So. | Guard

MPG	31.4
PPG	14.5
RPG	5.3
APG	4.5
SPG	0.9



15 Isaac Humphries
So. | Forward

MPG	9.7
PPG	3.5
RPG	3.7
APG	0.3
BPG	0.8



5 Malik Monk
Fr. | Guard

MPG	31.3
PPG	22.4
RPG	2.5
APG	2.3
SPG	1.2



35 Derek Willis
Sr. | Forward

MPG	20.3
PPG	7.4
RPG	4.6
APG	0.9
BPG	1.0

UK Reserves

No.	Name	Position	Class	PPG	RPG	APG	MPG	SPG	BPG
20	Brad Calipari	Guard	Freshman	0.6	0.2	0.1	3.2	0.0	0.1
10	Jonny David	Guard	Sophomore	0.7	0.0	0.0	1.6	0.0	0.0
4	Hamidou Diallo	Guard	Freshman	-	-	-	-	-	-
0	De'Aaron Fox	Guard	Freshman	15.9	4.4	5.7	29.4	1.6	0.2
32	Wenyan Gabriel	Forward	Freshman	5.7	6.0	1.0	20.8	0.5	1.1
25	Dominique Hawkins	Guard	Senior	3.2	1.6	2.0	17.3	0.5	0.0
1	Sacha Killeya-Jones	Forward	Freshman	2.7	2.1	0.1	6.4	0.1	0.7
11	Mychal Mulder	Guard	Senior	6.5	1.9	0.4	11.6	0.3	0.3
30	Dillon Pulliam	Guard	RS-Sophomore	0.0	0.2	0.2	1.3	0.0	0.0
14	Tai Wynyard	Forward	RS-Freshman	0.7	0.9	0.1	3.5	0.1	0.2

Storylines

- Kentucky overcame a 14-point first-half deficit vs. Georgia. It was the second-largest comeback of the John Calipari era. Only an 18-point deficit vs. Miami (Ohio) in his second career game as UK's coach on Nov. 16, 2009 was bigger
- The win over the Bulldogs also snapped a two-game skid for the Cats. UK still has never lost three in a row under Calipari
- Malik Monk is averaging 22.4 points per game. No Calipari-coached player has ever averaged more than 21.2 points for an entire season
- De'Aaron Fox etched his name into the UK record books vs. Arizona State with just the second triple-double in school history and the first since Chris Mills in 1988 vs. Arizona State
- Only six games later, Isaiah Briscoe pulled off the triple-double feat at Ole Miss. Briscoe and Fox are the first pair of teammates in SEC history to log triple-doubles in the same season
- UK averages just 14.4 seconds per possession, the eighth-fastest mark in the country and the second best among Power Five schools
- Bam Adebayo has a remarkable 65 dunks through 22 games. Anthony Davis owns the Calipari-era record with 92 slams. Adebayo has connected on 28 of his last 38 shot attempts (73.7 percent)
- Kentucky's scoring average of 91.3 ranks third nationally and first among Power Five schools
- Fox, Monk and Briscoe make up the nation's second-leading points per game guard trio in the country at 53.1 points per game, trailing only Central Michigan's top-scoring trio
- Briscoe is averaging 15.3 points, 11.0 rebounds and 6.3 assists a game over his last three
- Calipari is now just two wins shy of securing a 23rd consecutive 20-win season. That's more than any other current active coach

Schedule

OVERALL: 18-4 | SEC: 8-1
Home: 11-2 | Away: 3-2 | Neutral: 4-0

Date	UK Rk.	O.Rk.	Opponent	TV	Time/Result
Exhibition Games					
O. 30	-/4	-/-	CLARION	SEC	W, 108-51
N. 6	2/4	-/-	ASBURY	SEC	W, 156-63
N. 11	2/4	-/-	STEPHEN F. AUSTIN	SEC	W, 87-64
N. 13	2/4	-/-	¹ CANISIUS	ESPN2	W, 93-69
N. 15	2/2	13/13	² vs. Michigan St.	ESPN	W, 69-48
N. 20	2/2	-/-	¹ DUQUESENE	ESPN2	W, 93-59
N. 23	1/1	-/-	¹ CLEVELAND ST.	SEC	W, 101-70
N. 25	1/1	-/-	¹ UT MARTIN	SEC	W, 111-76
N. 28	1/1	-/-	³ Arizona State	ESPN2	W, 115-69
D. 3	1/1	11/9	UCLA	CBS	L, 97-92
D. 7	6/7	RV/RV	VALPARAISO	SEC	W, 87-63
D. 11	6/7	-/-	⁴ vs. Hofstra	ESPN	W, 96-73
D. 17	6/7	7/6	⁵ vs. North Carolina	CBS	W, 103-100
D. 21	6/5	10/11	at Louisville	ESPN	L, 73-70
D. 29	8/8	-/-	*at Ole Miss	ESPN2	W, 99-76
J. 3	6/6	-/-	*TEXAS A&M	ESPN	W, 100-58
J. 7	6/6	-/-	*ARKANSAS	SEC	W, 97-71
J. 10	6/6	-/-	*at Vanderbilt	ESPN	W, 87-81
J. 14	6/6	-/-	*AUBURN	ESPN	W, 92-72
J. 17	5/5	-/-	*at Miss. State	ESPN	W, 88-81
J. 21	5/5	24/24	*S. CAROLINA	ESPN	W, 85-69
J. 24	4/4	-/-	*at Tennessee	ESPN	L, 82-80
J. 28	4/4	2/1	⁶ KANSAS	ESPN	L, 79-73
J. 31	8/6	-/-	*GEORGIA	ESPN	W, 90-81 (OT)
F. 4	8/6	24/23	*at Florida	ESPN	8:15 p.m.
F. 7	-/-	-/-	*LSU	ESPN	7 p.m.
F. 11	-/-	-/-	*at Alabama	CBS	7 p.m.
F. 14	-/-	-/-	*TENNESSEE	ESPN	7 p.m.
F. 18	-/-	-/-	*at Georgia	ESPN/2	4-8 p.m.
F. 21	-/-	-/-	*at Missouri	SEC	9 p.m.
F. 25	-/-	-/-	*FLORIDA	CBS	2 p.m.
F. 28	-/-	-/-	*VANDERBILT	ESPN	9 p.m.
M. 4	-/-	-/-	*at Texas A&M	CBS	Noon

SEC Tournament (Nashville, Tenn. Bridgestone Arena)	TV	Time
M. 8-12	TBD	SEC/ESPN TBD

All times Eastern *SEC conference game HOME GAMES IN CAPS
¹Bluegrass Showcase (Rupp Arena); ²Champions Classic (Madison Square Garden, New York);
³Atlantis Showcase (Imperial Arena, Paradise Island, Bahamas); ⁴Barclays Center (Brooklyn, N.Y.); ⁵CBS Sports Classic (T-Mobile Arena, Las Vegas); ⁶SEC/Big 12 Challenge (Rupp Arena)

Watch | Listen | Stats

TV - ESPN
PXP - Dan Shulman
Analyst - Jay Bilas
Sideline - Maria Taylor

Radio - UK Radio Network
PXP - Tom Leach
Analyst - Mike Pratt
Sirius - 93 | XM - 190

Live stats - UKathletics.com
Social media - @KentuckyMBB

Hashtag: #UKvsUF

Numbers to Know

- 2,223** - National all-time wins leader
- 100** - UK has scored 100 points in five games this season, the most in the Calipari era and most since the 1995-96 season
- 14.4** - Kentucky's average possession length
- 14** - UK has shot 50 percent in 14 games this season





0 Guard
De'Aaron Fox
 6-3 | 187 | Freshman
 Houston
 Cypress Lakes



1 Forward
Sacha Killeya-Jones
 6-10 | 230 | Freshman
 Chapel Hill, N.C.
 Virginia Episcopal



3 Forward
Bam Adebayo
 6-10 | 260 | Freshman
 Little Washington, N.C.
 High Point Christian Acad.



4 Guard
Hamidou Diallo
 6-5 | 190 | Freshman
 Queens, N.Y.
 Putnam Science Acad.



5 Guard
Malik Monk
 6-3 | 200 | Freshman
 Lepanto, Ark.
 Bentonville



10 Guard
Jonny David
 6-2 | 183 | Sophomore
 Pittsburgh
 Mt. Lebanon



11 Guard
Mychal Mulder
 6-4 | 185 | Senior
 Windsor, Ontario
 Vincennes University



13 Guard
Isaiah Briscoe
 6-3 | 210 | Sophomore
 Newark, N.J.
 Roselle Catholic



14 Forward
Tai Wynyard
 6-10 | 254 | R-Freshman
 Auckland, New Zealand
 Rangitoto College



15 Forward
Isaac Humphries
 7-0 | 255 | Sophomore
 Sydney, Australia
 La Lumiere School



20 Guard
Brad Calipari
 6-0 | 178 | Freshman
 Franklin Lakes, N.J.
 MacDuffie School



25 Guard
Dominique Hawkins
 6-0 | 191 | Senior
 Richmond, Ky.
 Madison Central



30 Guard
Dillon Pulliam
 6-3 | 195 | R-Sophomore
 Cynthiana, Ky.
 Transylvania Univ.



32 Forward
Wenyan Gabriel
 6-9 | 213 | Freshman
 Manchester, N.H.
 Wilbraham & Monson Acad.



35 Forward
Derek Willis
 6-9 | 228 | Senior
 Mt. Washington, Ky.
 Bullitt East



Head Coach
John Calipari



Associate Coach
Kenny Payne



Assistant Coach
Tony Barbee



Assistant Coach
Joel Justus



Special Assistant
John Robic

2016-17 Kentucky Men's Basketball Roster

No.	Name	Position	Height	Weight	Class	Hometown	Previous School	Major	Twitter	Instagram
0	De'Aaron Fox	Guard	6-3	187	FR	Houston	Cypress Lakes	Undergrad Studies	@Swipathef0x	@swipathefox
1	Sacha Killeya-Jones	Forward	6-10	230	FR	Chapel Hill, N.C.	Virginia Episcopal	Communication	@The_SKJ	@the_skj
3	Bam Adebayo	Forward	6-10	260	FR	Little Washington, N.C.	High Point Christian	Undergrad Studies	@IAmBam13_	@bam1of1
4	Hamidou Diallo	Guard	6-5	190	FR	Queens, N.Y.	Putnam Science	Undergrad Studies	@Diallo1Hamidou	@otn_hami
5	Malik Monk	Guard	6-3	200	FR	Lepanto, Ark.	Bentonville	Undergrad Studies	@AhmadMonk	@ahmad_monk
10	Jonny David	Guard	6-2	183	SO	Pittsburgh	Mt. Lebanon	Kinesiology	@j david010	@j david010
11	Mychal Mulder	Guard	6-4	185	SR	Windsor, Ontario	Vincennes Univ.	Communication	@MychalMulder	@mikemulder11
13	Isaiah Briscoe	Guard	6-3	210	SO	Newark, N.J.	Roselle Catholic	Undergrad Studies	@ZayBriscoe	@zaaay_
14	Tai Wynyard	Forward	6-10	254	R-FR	Auckland, New Zealand	Rangitoto College	Undergrad Studies	@WynyardTai	@taiwynyard
15	Isaac Humphries	Forward	7-0	255	SO	Sydney, Australia	La Lumiere School	Communication	@IsaacHumphries7	@isaachumphries7
20	Brad Calipari	Guard	6-0	178	FR	Franklin Lakes, N.J.	MacDuffie School	Marketing	@bradcalipari	@bradcalipari
25	Dominique Hawkins	Guard	6-0	191	SR	Richmond, Ky.	Madison Central	Communication	@DHawk_25	@dhawk_25
30	Dillon Pulliam	Guard	6-3	195	R-SO	Cynthiana, Ky.	Transylvania Univ.	Computer Engineering	@DPull32	@dpull32
32	Wenyan Gabriel	Forward	6-9	213	FR	Manchester, N.H.	Wilbraham & Monson	Undergrad Studies	@WenyanGabriel	@rcg_upman
35	Derek Willis	Forward	6-9	228	SR	Mt. Washington, Ky.	Bullitt East	Communication	@derek_willis33	@dxw_33

Head Coach: John Calipari (Clarion, 1982)
Associate Head Coach: Kenny Payne (Louisville, 2003)
Assistant Coaches: Tony Barbee (UMass, 1993)
 Joel Justus (UNC Wilmington, 2004)
Special Asst. to the Head Coach: John Robic (Denison, 1986)
Associate AD/Basketball Operations: Chris Woolard (UCLA, 1997)
Strength Coach: Robert Harris (Kentucky State, 2009)
Athletic Trainer: Chris Simmons (Memphis, 2002)

Pronunciation Guide

BAM ADEBAYO	(ah-duh-BUY-o)
BRAD/JOHN CALIPARI	(cal-a-PEAR-ee)
HAMIDOU DIALLO	(ha-MUH-do) (DEE-ah-lo)
DOMINIQUE HAWKINS	(dom-UH-neek)
WENYEN GABRIEL	(when-yen)
SACHA KILLEA-JONES	(sah-SHA) (kuh-LEE-uh)
MALIK MONK	(muh-LEAK)
MYCHAL MULDER	like michael
DILLON PULLIAM	(pull-E-um)
TAI WYNARD	(tie) (win-YARD)


UK MBB Media Relations



Eric Lindsey
 Coach Cal interviews
 Primary contact



Deb Moore
 Player interviews
 Secondary contact



Jake Most



Stephanie Guy

859-257-3838

University Quick Facts

President: Dr. Eli Capilouto
Faculty Rep: Joseph L. Fink III
Athletics Director: Mitch Barnhart
Deputy AD: DeWayne Peevy
Enrollment: 30,000
Founded: 1865

Home Arena: Rupp Arena
Capacity: 23,000
Rupp Arena Record: 557-66 (.894)
All-time Record: 2,223-686-1 (.764)
Website: UKathletics.com





The Polls

Associated Press Top 25
Jan. 30

1. Gonzaga (46)
2. Baylor (6)
3. Kansas (9)
4. Villanova (4)
5. Arizona
6. Louisville
7. West Virginia
8. **Kentucky**
9. Virginia
10. Wisconsin
11. UCLA
12. North Carolina
13. Oregon
14. Cincinnati
15. Florida State
16. Butler
17. Maryland
18. Saint Mary's
19. South Carolina
20. Notre Dame
21. Duke
22. Creighton
23. Purdue
24. Florida
25. Northwestern

USA Today Coaches Poll
Jan. 30

1. Gonzaga (24)
2. Kansas (7)
3. Baylor
4. Villanova (1)
5. Arizona
6. Kentucky
7. Louisville
8. UCLA
9. Wisconsin
10. North Carolina
11. Virginia
12. West Virginia
13. Oregon
14. Cincinnati
15. Butler
16. Florida State
17. Maryland
18. Notre Dame
19. Saint Mary's
20. South Carolina
21. Duke
22. Creighton
23. Florida
24. Purdue
25. Xavier

Receiving Votes: SMU, Xavier, Southern Cal, Wichita State, Akron, Middle Tennessee, VCU, Virginia Tech, Illinois State, New Mexico State, Utah, Iowa State

Receiving Votes: Northwestern, SMU, Southern Cal, Miami, Middle Tennessee, UNC Wilmington, New Mexico State, Indiana, Nevada, Wichita State, Akron, Kansas State

Kentucky Week by Week

Preseason	2/4	Jan. 9	6/6
Nov. 14	2/2	Jan. 16	5/5
Nov. 21	1/1	Jan. 23	4/4
Nov. 28	1/1	Jan. 30	8/6
Dec. 5	6/7	Feb. 6	-/-
Dec. 12	6/7	Feb. 13	-/-
Dec. 19	6/5	Feb. 20	-/-
Dec. 26	8/8	Feb. 27	-/-
Jan. 2	6/6	March 6	-/-
		March 13	-/-
		Final	-/-

Upcoming in the SEC

Feb. 4 - Feb. 14

Contest	Time	TV Network
Saturday, Feb. 4 Georgia at South Carolina Ole Miss at Vanderbilt Tennessee at Mississippi State Arkansas at Missouri Kentucky at Florida Auburn at Alabama Texas A&M at LSU	2 p.m. 3 p.m. 3:30 p.m. 6 p.m. 8:15 p.m. 8:30 p.m. 9 p.m.	ESPNU SEC Network SEC Network ESPN SEC Network ESPNU
Tuesday, Feb. 7 Alabama at South Carolina Florida at Georgia LSU at Kentucky Vanderbilt at Arkansas Mississippi State at Auburn	6:30 p.m. 7 p.m. 7 p.m. 8:30 p.m. 9 p.m.	SEC Network ESPN2 ESPN SEC Network ESPN2
Wednesday, Feb. 8 Ole Miss at Tennessee Missouri at Texas A&M	6:30 p.m. 8:30 p.m.	SEC Network SEC Network
Saturday, Feb. 11 Texas A&M at Florida Kentucky at Alabama Vanderbilt at Missouri Georgia at Tennessee Auburn at Ole Miss South Carolina at Mississippi State Arkansas at LSU	Noon 1 p.m. 3:30 p.m. 4 p.m. 6 p.m. 8 p.m. 8:30 p.m.	ESPN2 CBS SEC Network ESPNU SEC Network ESPN2 SEC Network
Tuesday, Feb. 14 Florida at Auburn Tennessee at Kentucky Mississippi State at Georgia LSU at Ole Miss	7 p.m. 7 p.m. 9 p.m. 9 p.m.	SEC Network ESPN ESPNU SEC Network

All times Eastern

SEC Standings through Feb. 2, 2017

Team	SEC Record	Overall Record	Games Back
Kentucky	8-1 (.889)	18-4 (.818)	0.0
South Carolina	8-1 (.889)	18-4 (.818)	0.0
Florida	7-2 (.778)	17-5 (.773)	1.0
Alabama	6-3 (.667)	13-8 (.619)	2.0
Arkansas	6-3 (.667)	17-5 (.773)	2.0
Tennessee	5-4 (.556)	13-9 (.591)	3.0
Georgia	4-5 (.444)	13-9 (.591)	4.0
Ole Miss	4-5 (.444)	13-9 (.591)	4.0
Mississippi State	4-5 (.444)	13-8 (.619)	4.0
Vanderbilt	4-5 (.444)	11-11 (.500)	4.0
Auburn	3-6 (.333)	14-8 (.636)	5.0
Texas A&M	3-6 (.333)	11-10 (.524)	5.0
LSU	1-8 (.111)	9-12 (.429)	7.0
Missouri	0-9 (.000)	5-16 (.238)	9.0

Kentucky in the Rankings through Jan. 31, 2017

Team Rankings			Individual Rankings		
Category	Stat	SEC [NCAA]	Category/Player	Stat	SEC [NCAA]
Scoring	91.3	1st [3rd]	Assist-TO Ratio/Fox	2.5	3rd [45th]
Scoring Defense	73.2	9th [211st]	Assist-TO Ratio/Briscoe	1.8	9th [175th]
Scoring Margin	+18.0	1st [4th]	Assists Per Game/Fox	5.7	1st [21st]
Free-Throw Pct.	.691	9th [189th]	Assists Per Game/Briscoe	4.5	5th [101st]
Field-Goal Pct.	.491	1st [14th]	Blocks Per Game/Adebayo	1.6	9th [68th]
Field-Goal Pct. Def.	.424	9th [116th]	Double-Doubles/Fox	4	T4th [147th]
3-Point FG Pct.	.358	5th [150th]	Double-Doubles/Adebayo	3	T9th [206th]
3-Point FG Pct. Def.	.313	3rd [39th]	Double-Doubles/Briscoe	3	T9th [206th]
Rebounding Off.	40.8	1st [12th]	Field-Goal Pct./Monk	.496	6th [132nd]
Rebounding Def.	35.1	7th	Field-Goal Pct./Briscoe	.481	8th [162nd]
Rebounding Margin	+5.7	2nd [38th]	Field-Goal Pct./Fox	.480	9th [164th]
Blocks Per Game	6.0	1st [9th]	Free-Throw Pct./Monk	.828	8th [106th]
Assists Per Game	17.5	1st [9th]	Minutes Per Game/Briscoe	31.4	8th
Steals Per Game	6.3	8th [165th]	Minutes Per Game/Monk	31.3	10th
Turnover Margin	+3.8	2nd [13th]	Minutes Per Game/Fox	29.4	17th
Assist/TO Ratio	1.5	1st [14th]	Off. Rebs. PG/Adebayo	3.0	2nd [55th]
Off. Rebs. Per Game	13.6	1st [15th]	Points Per Game/Monk	22.4	1st [10th]
Def. Rebs. Per Game	27.2	3rd [56th]	Points Per Game/Fox	15.9	6th [208th]
Def. Rebound Pct.	.713	5th	Points Per Game/Briscoe	14.5	12th
Off. Rebound Pct.	.361	2nd	Points Per Game/Adebayo	13.2	20th
3-Point FG Per Game	7.5	5th [167th]	Rebs. Per Game/Adebayo	6.8	T7th [216th]
			Rebs. Per Game/Gabriel	6.0	14th
			Steals Per Game/Fox	1.6	7th [120th]
			3-Point FG Made PG/Monk	3.2	1st [22nd]
			3-Point FG Pct./Monk	.412	3rd [39th]

Media Information

CREDENTIAL REQUESTS

Requests for single-game credentials should be made as far in advance as possible and no later than five days prior to game day online at sportssystem.com/Kentucky.

CREDENTIAL CRITERIA

The University of Kentucky's decision to issue credentials to a media outlet for the purposes of covering a UK basketball home or away event is determined by a variety of factors. They include the following:

- Amount of coverage given to Kentucky throughout the season
- Intention/ability to cover all 22 sports at Kentucky
- Distribution/size of publication: free, subscription, sale on newsstands, website traffic, etc.
- Radio or TV station program format and size of audience
- Length of existence of the publication, amount of original copy generated, number of full-time employees of the publication and the journalistic experience of the reporter(s)
- Attendance at Kentucky media sessions, including Olympic sport opportunities
- Space availability
- Professionalism, which includes but is not limited to conduct at games, press conferences, practices, on social media, etc.

The University of Kentucky has the right to revoke credentials under its own discretion.

INTERVIEW POLICIES-GENERAL

All interviews with University of Kentucky basketball players or staff members must be arranged through the Media Relations office. Media should never contact a player or coach directly.

The Wildcat Coal Lodge, dormitories, team locker rooms and other team quarters are private team areas. Media members are not permitted in these areas unless accompanied by appropriate university personnel.

PRACTICE/PRESS CONFERENCES

Other than announced exceptions, UK basketball practices are closed to the media. UK will accept requests to attend practice. All requests must be made by 10 a.m. on the day of the practice. In cases in which practices are open to the media, no cell phones are allowed in the practice facility.

Player interviews are conducted prior to practices the day before a game and will be available to all UK media in the Joe Craft Center lower-level lobby. UK will accept requests for player interviews, but they must be submitted 24 hours prior to the scheduled availability.

Coach John Calipari or an assistant coach will meet with members of the media immediately following player interviews in the lower level lobby of the Joe Craft Center.

Game day shoot-arounds are closed to the media.

TELEPHONE PLAYER INTERVIEWS

Telephone interviews are available to the media on a call-back basis. Individual player and coach telephone numbers will not be given to members of the media.

Players are instructed not to conduct interviews when contacted directly by telephone. The UK Media Relations Office will arrange for telephone interviews at a time most convenient for the student-athlete.

Other special requests are handled on a case-by-case basis.

POSTGAME INTERVIEWS

Following each game, there is a 20-minute cooling-off period, during which time the players shower and dress. Approximately 10 minutes after the game ends, Coach Calipari conducts his postgame press conference while a player is taken to the UK Sports Network.

Following Coach Calipari's press conference and the cooling-off period, selected UK players are brought to the media interview room.





Honoring the Cats

Bam Adebayo

- Wooden Award Preseason Watch List
- Naismith Trophy Preseason Watch List
- CBSSports.com Preseason All-America Second Team
- College Basketball Talk Preseason All-America Third Team
- Kareem Abdul-Jabbar Award Preseason Watch List
- Preseason All-SEC First Team (AP/Coaches)

Isaiah Briscoe

- SEC Player of the Week (Jan. 2, 2017)
- Lute Olson Award Preseason Watch List
- Preseason All-SEC Second Team (AP/Coaches)

De'Aaron Fox

- Bob Cousy Award Final 10
- Oscar Robertson Trophy Midseason Watch List
- Wayman Tisdale Award Midseason Watch List
- Wooden Award Midseason 25
- SEC Freshman of the Week (Jan. 9, 2017)
- SEC Freshman of the Week (Dec. 19, 2016)
- SEC Freshman of the Week (Dec. 5, 2016)
- SEC Freshman of the Week (Nov. 14, 2016)
- Wooden Award Preseason Watch List
- Naismith Trophy Preseason Watch List
- Sporting News Preseason All-America Second Team
- Bob Cousy Award Preseason Watch List
- Preseason All-SEC First Team (AP/Coaches)

Malik Monk

- Jerry West Award Final 10
- Oscar Robertson Trophy Midseason Watch List
- Wayman Tisdale Award Midseason Watch List
- SEC Freshman of the Week (Jan. 16, 2017)
- Wooden Award Midseason 25
- SEC Freshman of the Week (Jan. 2, 2017)
- USBWA Oscar Robertson National Player of the Week (Dec. 20, 2016)
- USBWA Wayman Tisdale National Freshman of the Week (Dec. 20, 2016)
- SEC Player of the Week (Dec. 19, 2016)
- SEC Freshman of the Week (Nov. 21, 2016)
- Wooden Award Preseason Watch List
- Naismith Trophy Preseason Watch List
- CBSSports.com Preseason All-America Third Team
- Jerry West Award Preseason Watch List
- Preseason All-SEC Second Team (AP/Coaches)

Monk, Briscoe Lead Cats Past Georgia in Overtime to Snap Two-Game Skid

Tuesday night emulated every component of a modern-day fairy tale: A national audience was tuning in as longtime Hall of Fame broadcaster Brent Musburger was bidding his farewell to the nation. The cast of characters changed minutes before curtain call as UK found out prior to tipoff it would be without three players due to illness, including starting point guard De'Aaron Fox. And then the ultimate challenge faced the Cats when they fell behind 12-0 and did not score for the first three minutes of the game.

But, as we have learned from a lifetime of stories, there's always a dramatic climax. The Wildcats appeared headed to their third straight loss until freshman Malik Monk sank a jumper with eight seconds remaining in regulation to tie the game at 76 and bring the audience to its feet. Senior Dominique Hawkins' desperation heave from mid-court bounced off the rim as the horn sounded, nearly giving the Cats a storybook ending.

After an up-and-down dramatic game, overtime was anything but. Hawkins' drive got the Wildcats started in overtime before Monk made his first 3 for a five-point lead. His second made it 85-81 and Bam Adebayo followed with a slam off Monk's lob for a six-point cushion. Isaiah Briscoe (23 points, 11 rebounds, eight assists) made a free throw and Monk added two more with 43.3 seconds left to seal the 90-81 win and end a two-game losing streak.

Tuesday's game cemented the notion that there's no stopping Monk when he's hitting from long range, and the freshman once again showed his hot hand in tense moments for No. 8 Kentucky. He made seven 3-pointers and scored 31 of his 37 points in the second half or overtime. Adebayo had 12 points as Kentucky (18-4, 8-1 Southeastern Conference), playing without Fox, Mychal Mulder and Sacha Killeya-Jones because of various illnesses, avoided its longest losing streak since dropping its final four regular-season games in 2008-09.

The Wildcats survived by keeping their poise despite trailing by as many as 14 in the first half. A zone defense UK had to play out of necessity was also effective in helping the Wildcats win the rebounding battle 45-32, including 17 offensive boards that resulted in a 24-3 edge in second-chance points. They also forced 17 turnovers for a slight edge in points (20-18), which ultimately made a big difference.

Additional notes:

- Kentucky has never lost three games in a row under John Calipari
- The last time UK trailed by at least 14 and came back and won was when it beat Miami (Ohio) 72-70 on Nov. 16, 2009. Kentucky trailed by 18 in the first half of that game
- It was UK's first overtime game since beating Texas A&M in the 2016 SEC Tournament championship game
- It was Kentucky's first SEC regular-season game to go to overtime since Feb. 20, 2016, a 79-77 loss at Texas A&M
- It was the first time UK played an SEC regular-season OT game in Rupp Arena since Jan. 6, 2015, an 89-86 win over Ole Miss
- Monk has scored in double figures in all 22 games and now has three games of 35 or more points, more than any freshman in UK history
- Monk's 37 points are the second most by a freshman in school history. He set the record earlier this season with 47 vs. UNC
- Monk hit seven 3-pointers in the game. He's one of three players in program history -- and the only freshman -- to have three games with at least seven 3-pointers
- Monk is the first freshman and third player in a single season to have at least 34 points in a neutral-site game, an away game and a home game
- He scored 31 points in the second half or overtime after having just six in the opening half
- Briscoe registered his third double-double of the season and the second in three games. He was just two assists shy of his second triple-double of the year
- Briscoe set a new career high with 11 made free throws and also played in a career-high 45 minutes
- Briscoe is the first UK player to have at least 20 points, 10 rebounds and five assists in a game since James Young had 26 points, 10 rebounds and five assists on Jan. 8, 2014
- Isaac Humphries made his first start of the season and had four points and seven rebounds, two shy of a season high
- Kentucky has scored at least 80 points in nine consecutive SEC games. It's the most consecutive regular-season SEC games scoring at least 80 points since the 1990-91 team did so in 10 straight contests

Calipari Closing in on 23rd Consecutive 20-Win Season

With a home win vs. Georgia on Tuesday, UK secured its 18th win of the season, just two shy of an eighth straight 20-win season under John Calipari. Calipari as a collegiate head coach has posted 22 consecutive seasons of 20 or more on-court wins. He leads all active coaches with that streak, ahead of Mike Krzyzewski of Duke (20), Bill Self (18) and Jim Boeheim (17).

More impressive, Calipari has nine seasons with 30 or more on-court wins. Only Mike Krzyzewski (13) and Roy Williams (10) have more. Calipari is the first coach in NCAA Division I history to record five straight on-court 30-win seasons, notching 30 straight in consecutive seasons from 2005-06 to 2009-10.

Fox, Monk Named Finalists for Cousy and West Awards, Respectively

Kentucky floor general De'Aaron Fox and sharpshooter Malik Monk are among 10 finalists for the 2017 Bob Cousy and Jerry West awards, respectively. The Cousy award honors the nation's top point guard, while the West award honors the top shooting guard.

A national committee of top college basketball personnel determined the watch list of 20 candidates in October and the same committee trimmed the list to the midseason list of 10 finalists. The winners will be announced at the ESPN's College Basketball Awards show on April 7.

Wildcats Without Three Players on Tuesday

Senior guard Mychal Mulder and freshmen De'Aaron Fox and Sacha Killeya-Jones were unavailable for the Wildcats in Tuesday's win over Georgia. Mulder missed his fourth straight game with an illness. Fox and Killeya-Jones had an unrelated illness and missed Tuesday's outing.

Fox and Killeya-Jones are day-to-day. Head coach John Calipari announced on Thursday of last week that Mulder could be out for approximately 10 days.

The Big Three: UK's Guards Rank Among National Trio Scoring Leaders

Malik Monk, De'Aaron Fox and Isaiah Briscoe have electrified the country with high-profile scoring performances and triple-doubles. They're also the three leading scorers on the nation's third-highest scoring team in the country with 91.3 points per game (as of Jan. 31).

If the team is one of the top-scoring units nationally, well obviously, the trio of guards is going to rank among the nation's leaders. UK's guards rank second nationally among top-scoring trios made up of backcourt players, and is first among the Power Five institutions.

Rank	Trio	Team	Conference	Combined PPG
1	Keene, Rayson, DiLeo	Central Michigan	Mid-American	60.0
2	Monk, Fox, Briscoe	Kentucky	SEC	53.1
3	Graham, Holder, Evans II	Arizona State	Pac 12	51.8
4	Smith, Hughes, Brown	Georgia Southern	Sun Belt	49.4
	Evans, Carroll, Forte	Oklahoma State	Big 12	49.4
	Mason III, Jackson, Graham	Kansas	Big 12	49.4





2016-17 LEAD-DEFICIT COMPARISON

Opponent	Biggest Lead	Biggest Deficit	Biggest Run*	Changes	Ties	Led	Trailed	Result
SFA	27 (2nd)	1 (1st)	7-0	2	0	39:04	0:30	W, 87-64
CANISIUS	30 (2nd)	7 (1st)	9-0	6	9	27:07	9:42	W, 93-69
vs. Michigan St.	23 (2nd)	3 (1st)	9-0	1	3	34:30	1:41	W, 69-48
DUQUESNE	41 (2nd)	2 (1st)	11-0	1	2	37:27	0:10	W, 93-59
CLEVELAND ST.	41 (2nd)	N/A	12-0	0	0	39:44	0:00	W, 101-70
UT MARTIN	48 (2nd)	3 (1st)	11-0	3	0	36:49	2:01	W, 111-76
vs. Arizona St.	48 (2nd)	1 (1st)	12-0	2	0	39:17	0:23	W, 115-69
UCLA	9 (1st)	14 (2nd)	11-0	2	3	12:59	24:39	L, 97-92
VALPARAISO	34 (2nd)	N/A	21-0	0	2	38:50	0:00	W, 87-63
vs. Hofstra	31 (2nd)	N/A	18-0	0	0	39:33	0:00	W, 96-73
vs. North Carolina	12 (1st)	3 (1st)	7-0	6	6	32:41	3:43	W, 103-100
at Louisville	6 (1st)	7 (1st)	9-0	9	10	12:15	19:38	L, 73-70
at Ole Miss	28 (2nd)	2 (1st)	13-0	1	1	38:23	0:23	W, 99-76
TEXAS A&M	47 (2nd)	3 (1st)	15-0	1	1	38:00	0:41	W, 100-58
ARKANSAS	26 (2nd)	4 (1st)	12-0	6	2	36:20	3:21	W, 97-71
at Vanderbilt	9 (1st)	2 (1st)	9-0	8	7	33:23	3:23	W, 87-81
AUBURN	20 (2nd)	3 (1st)	9-0	9	1	36:54	2:23	W, 92-72
at Mississippi St.	18 (2nd)	N/A	10-0	0	3	38:28	0:00	W, 88-81
SOUTH CAROLINA	23 (2nd)	N/A	9-0	0	0	39:50	0:00	W, 85-69
at Tennessee	6 (1st)	11 (2nd)	6-0	5	6	6:52	29:50	L, 82-80
KANSAS	12 (1st)	10 (2nd)	7-0	4	8	23:38	14:02	L, 79-73
GEORGIA	9 (OT)	14 (2nd)	9-0	3	6	18:56	19:35	W, 90-81 (OT)
at Florida								
LSU								
at Alabama								
TENNESSEE								
at Georgia								
at Missouri								
FLORIDA								
VANDERBILT								
at Texas A&M								
BIGGEST/MOST	48	14	21-0	9	10	39:50	29:50	+46
TOTALS	-	-	-	-	-	695:00	136:05	+397

*run tracked by consecutive UK points without allowing an opponent score

Bounce Back

The Wildcats don't lose very often during the John Calipari era, but when they do, they almost always bounce back.

UK is 37-8 under Calipari following a loss. Kentucky's back-to-back losses to Kansas and Tennessee this season were its first since also losing back-to-back games at Kansas and at Tennessee in 2015-16.

The Wildcats have only lost back-to-back games eight times during the Calipari era and they've never lost three in a row with Calipari on the sidelines -- including avoiding a three-game skid despite trailing by 14 to Georgia in the first half on Tuesday. The last time UK lost three games in a row was in February 2009 when the Wildcats dropped four straight games to end the regular season.

Cats Deliver the Knockout Punch

UK is 204-4 (.981) in the John Calipari era when leading by at least 10 points at any time in the contest. Two of those three losses (a 21-point lead at Tennessee and a 12-point lead at Auburn) came during the 2015-16 campaign. The only other losses in the Cal era came during the 2012-13 season when UK gave up an 11-point first-half lead and lost 59-55 at Alabama and vs. Kansas this season when the Wildcats failed to capitalize on a 12-point first-half lead. The loss to Kansas was the first to a nonconference opponent when leading by 10 or more in the Calipari era.

Perhaps most impressive of all is that 72.7 percent of games Calipari has coached in at Kentucky have produced 10-point leads at some point during the game for UK. The Wildcats have led by 10 points or more in a whopping 86.8 percent of Calipari's 235 career wins at Kentucky.

Fastest Calipari Team Ever?

It's no secret that a staple of John Calipari-coached teams is to play fast. You'll hear him from the sidelines imploring his teams to get out and run and score as many transition baskets as possible.

Well, the 2016-17 edition of the Kentucky Wildcats is just that - really fast, as told by their average possession lasting just 14.4 seconds. As of Jan. 31, that mark was the eighth-fastest mark in the nation and the second-best among Power Five programs, trailing only UCLA.

But, for a coach who directs his teams to run the floor, this team takes it to a whole new level. This is the fastest Calipari team while at Kentucky and the fastest by more than two seconds. According to Synergy Sports, UK averages 25.4 points per game in transition, the second-best mark in the country (through games on Feb. 1).

Average Possession Length and KenPom's Adjusted Tempo Ranking:

2016-17 (UK): 14.4, 8th	2015-16 (UK): 17.7, 219th
2014-15 (UK): 17.7, 98th	2013-14 (UK): 17.9, 156th
2012-13 (UK): 17.4, 106th	2011-12 (UK): 17.8, 142nd
2010-11 (UK): 18.3, 219th	2009-10 (UK): 16.2, 31st

Taking Care of the Ball

Through 22 games of the season, it's obvious this Kentucky team can score with the best of them and is likely doing it quickly. With an average possession of 14.4 seconds and scoring 91.3 points per game, one would think ball security would be an issue. Theoretically, the more possessions you have, the more turnovers a team will commit, but not with this bunch.

This team yields a turnover on just 15.4 percent of its possessions. That's the 10th-best mark in the country (through games on Jan. 31). UK averages 11.9 turnovers per game, which is 53rd in the country.

During John Calipari's tenure, UK's best seasons in those categories came in 2011 when the team averaged a turnover on just 16.1 percent of its possessions, ranked 10th in the country. The 2015 team averaged just 10.5 turnovers per outing. For comparison's sake, UK's previous fastest team in 2010 averaged a turnover on 20.3 percent of its possessions and 14.4 turnovers a game.

Of late, however, Kentucky's turnovers have been a problem. The Wildcats are averaging 15.6 turnovers over their last five contests, including a combined 31 in back-to-back losses to Kansas and Tennessee. Kansas scored 21 points off of UK's 17 miscues.

Monk Off to Historic Scoring Start

If there's one thing to be said from the first 22 games of Malik Monk's career, it's that he is as dynamic of an offensive player for the Wildcats as any player John Calipari has ever coached. As a matter of fact, he may be Calipari's best scorer ever. At least that's what the numbers say.

Following his record-setting 47 points vs. No. 7/6 North Carolina, his scoring average jumped all the way up to 21.9 points per game. It now stands at 22.4 points per game after the 37-point outburst vs. Georgia. If the season ended today, he would have the highest scoring average of any player Calipari has coached in college. No Calipari player has ever averaged more than 21.2 points for an entire season (Dajuan Wagner at Memphis in 2001-02).

With 37 points vs. Georgia, he became the first freshman in program history to have three games of 35 or more points. He's also the only freshman in school history to score at least 34 points in a neutral-site game, a road game and a home game in a single season. He joined Dan Issel (1968-69, 69-70) and Jodie Meeks (2008-09) as the only other players to achieve





STREAKS

Overall	Won 1
Unranked AP teams anywhere	Won 1
Ranked AP teams anywhere	Lost 1
Home	Won 1
Home SEC	Won 24
Home nonconference	Lost 1
Home AP unranked nonconference	Won 35
Home AP ranked teams	Lost 1
Home AP unranked teams	Won 43
Road	Lost 1
Road SEC	Lost 1
Road AP ranked teams	Lost 2
Road AP unranked teams	Lost 1
Neutral	Won 4
Neutral AP ranked teams	Won 2
Neutral AP unranked teams	Won 5

Active Consecutive Made Starts (in games played)	
Isaiah Briscoe	44
Bam Adebayo	22
Malik Monk	22
De'Aaron Fox	21
Isaac Humphries	1
Derek Willis	1
Active Consecutive Made Free Throws (in games played)	
Mychal Mulder	9
Dominique Hawkins	5
De'Aaron Fox	4
Derek Willis	4
Jonny David	2
Isaac Humphries	2
Sacha Killeya-Jones	2
Malik Monk	2
Active Consecutive Games with a 3 (in games played)	
Malik Monk	4
Derek Willis	2
Wenyen Gabriel	1

DUNK TRACKER

Player	2016-17	Career
Bam Adebayo	65	65
Isaiah Briscoe	1	2
De'Aaron Fox	12	12
Wenyen Gabriel	4	4
Dominique Hawkins	2	4
Isaac Humphries	4	4
Sacha Killeya-Jones	4	4
Malik Monk	18	18
Mychal Mulder	4	4
Derek Willis	8	20

DOUBLE-DOUBLES

Player	2016-17	Career
Bam Adebayo	3	3
Isaiah Briscoe	3	5
De'Aaron Fox	4	4
Wenyen Gabriel	1	1
Derek Willis	0	2

TRIPLE-DOUBLES

Player	2016-17	Career
Isaiah Briscoe	1	1
De'Aaron Fox	1	1

that feat in a single year.

Through games played on Jan. 31, Monk is second among all freshmen nationally in scoring and is looking to become just the fourth freshman in Southeastern Conference history to win the league's scoring title.

The freshman from Lepanto, Arkansas, has topped the 20-point plateau 13 times this season and in 12 of his last 18 contests. He's reached double figures in all 22 games so far.

Monk isn't just a one-trick pony either. He can beat you in a variety of ways. Off the bounce, he's as good as anyone in the country. Athletically and at the rack, he's elite with a 42-inch vertical and 18 dunks so far -- many of which have appeared on SportsCenter's Top 10 plays.

Perhaps Monk's greatest strength is his ability to shoot. Through 22 games, Monk has connected on 70 made 3-pointers, ahead of Jamal Murray (58) at this point in the season when he went on to break the freshman record with 113 3-pointers a season ago. Monk is also within reaching distance of Jodie Meeks (82) when he went on to set the single-season 3-point record in 2008-09 with 117 made 3-pointers. He's made a trey in every game but two.

Monk hit seven 3-pointers in the overtime win over Georgia and has three games where he's hit at least seven. Only Derrick Miller (four in 1989-90) and Meeks (four in 2008-09) have hit at least seven 3-pointers in three or more games in a single season.

But Monk isn't just chasing history; he's already made some ...

- His 47 points vs. UNC were ...
 - The most by a freshman in school history
 - The sixth-most points ever by a Wildcat
 - The most points by a Cat since Jodie Meeks' single-game record of 54 points at Tennessee on Jan. 18, 2009
 - The most ever by a John Calipari-coached player in college
 - The most in a game by an SEC freshman since LSU's Chris Jackson scored 55 vs. Ole Miss on March 4, 1989
 - The second-most points by a freshman in Division I college basketball since at least the 1996-97 season
 - The most in school history at a neutral site
 - The most in school history against an opponent ranked in the top 10 of the Associated Press Top 25
 - Tied the second most ever scored against North Carolina. It's the most since Rick Yuknus (Georgia Tech) scored 47 on Feb. 14, 1970 The record is 48 by Dick Groat on Feb. 29, 1952
 - The second-most points by a Cat vs. a nonconference foe. Cliff Hagan scored 51 vs. Temple on Dec. 5, 1953
 - His 18 field goals are the most since Melvin Turpin made 18 on March 8, 1984
 - His eight 3-pointers tied the school record for most 3-point field goals by a freshman
- With 34 points vs. Ole Miss, Monk ...
 - Set the school record for most points by a freshman in a road game
 - Joined Murray as the only freshmen in school history with multiple games of 30 or more points. Murray had three such games last season
- With 26 points vs. Texas A&M, Monk ...
 - Became the first freshman in program history to score 26 or more points in his first two career SEC games
 - Became the first UK player to score 26 or more points in consecutive games to begin the SEC season since Dan Issel on Jan. 3 and 5, 1970
- With 26 points vs. South Carolina, Monk ...
 - Set the freshman scoring record for most points against a ranked SEC opponent
- With 37 points vs. Georgia, Monk ...
 - Passed Murray (six) for his record seventh 25-point game as a freshman under Calipari at UK
 - Scored the most points for a freshman ever vs. Georgia, passing Jamal Mashburn's record of 31 set on Feb. 3, 1991
 - Has the most 35-point games (three) for a freshman in program history
 - Became the third player (Meeks, Miller) in school history with three games of seven or more treys in a single season
 - Became the first freshman and the third player in program history (Dan Issel and Meeks) to have 34 or more points at a neutral-site game, a home game and an away game in the same season

How Monk Stacks Up to Calipari's Best Scorers

If traditional numbers aren't enough, KenPom.com's efficiency rankings also put Malik Monk in the discussion for the best scorer under John Calipari. Just looking at some of the top Calipari freshmen scorers alone, Monk stacks up favorably.

Name	Offensive Rating	True Shooting %	Usage Rate	Points Per Game
John Wall	108	56.2	25.7	16.6
DeMarcus Cousins	113.1	57.9	30.5	15.1
Brandon Knight	106.7	55.3	27	17.3
Anthony Davis	133.5	65.7	18.8	14.2
Julius Randle	111.2	56.6	25.5	15
Karl-Anthony Towns	122.7	62.7	23.7	10.3
Jamal Murray	118	59	27.2	20
Malik Monk	122.2	63.1	25.8	21.4

Fox on Pace to Threaten Assists Record

At the midway point of the regular season, Kentucky freshman point guard De'Aaron Fox has lived up to the hype as a speedy guard with exceptional passing ability.

Through 22 games, Fox has 120 assists, just behind where Tyler Ulis (129) sat through 22 games last year when he went on to break the school's single-season assists record (both Ulis and Fox missed a game during the first 22 contests).

Fox already has a team-leading four double-doubles by way of points and assists, which includes his historic triple-double against Arizona State -- the second triple-double in school history and first since Chris Mills did it Dec. 27, 1988.

That's not the only history Fox has made. Against Stephen F. Austin, in the season opener, Fox dished out 12 assists to set two program records. The 12 dimes were the most by any Wildcat in his debut, and the most of any player in a season-opening game since assists began being kept in 1971-72.

The Houston native leads the Southeastern Conference in assists with 5.7 dimes per game and is third with a 2.5 assist-to-turnover ratio (through games on Jan. 31). His assists per game ranks 21st nationally and fourth among all freshmen nationally. When he doesn't pass it, Fox is an adept scorer as well, averaging 15.9 points per game, ranked sixth in the SEC.

In KenPom.com's national player of the year standings, which are best on overall efficiency numbers, he's currently ranked 10th (as of games through Jan. 31).

Keep It 100

For all the offensive weapons John Calipari's teams have featured during his eight seasons at Kentucky, this squad might have the most firepower, as told by the Wildcats' 91.3 scoring average, ranked third in the country (as of games through Jan. 31). That number is just behind the 1995-96 team's final scoring average of 91.4, the best school mark in the shot-clock era, and just off the pace of the school-record average of 95.4 from the 1970-71 season.

UK surpassed the Cal era record for most 100-point games in a season when it dropped 100 on Texas A&M in the SEC





home opener. The previous mark was four games during the 2009-10 team. It's the most 100-point games for any UK team since the 1995-96 season when that squad posted nine games of 100 or more.

Three of this season's games came consecutively. UK logged a 101-70 win over Cleveland State on Nov. 23, followed it up with 111 points vs. UT Martin in a 111-76 victory and then dropped 115 on Arizona State in a 115-69 win. It marked the first time the Wildcats had scored 100 or more points in three straight outings since Dec. 16-23, 1977.

UK's 115 points vs. Arizona State are the most of the John Calipari era and the most since the Wildcats netted 115 vs. East Tennessee State on Dec. 30, 2002.

The Wildcats opened the SEC slate with a seven-game streak of scoring at least 85 points a game. That's the most consecutive games of 85 points or more in Southeastern Conference play since doing it eight straight times during the 1976-77 season. UK posted 80 points at Tennessee and 90 in the overtime win over Georgia to enable the Cats to have their first streak of 80-plus points in nine consecutive SEC regular-season games since the 1990-91 season. That team did it 10 straight times.

High-Percentage Shots

Kentucky has made 50 percent or more of its shots in 14 games this season, including seven straight games before a 41.7-percent day at Tennessee ended the streak. It's the first time UK had shot 50 percent or better in seven straight games since doing it eight straight times during the 1983-84 season.

Those are remarkable numbers when you consider the Wildcats have only played 22 games thus far. Why such high numbers? High-percentage shots, of course.

UK has scored a whopping 39.14 percent of its points on either layups or dunks and 41.6 points per game inside the paint. Which leads to another question. How are the Wildcats getting such high-percentage baskets?

There could be a number of factors to point to. For one, this Kentucky team likes to play fast and beat other teams down the floor, which can lead to layups and dunks. UK is averaging just 14.4 seconds per possession, the eighth-fastest mark in the country (as of games through Jan. 31).

Defense helps, too. The Wildcats are scoring 20.3 points per game off of turnovers, some of which are easy transition baskets. In that regard, UK is averaging 12.7 fast-break points per game.

Winning Big in Historic Fashion

Kentucky won its first seven games by at least 21 points. The only other team in school history to accomplish that feat was the 1947-48 team, which also ended its streak at seven games. The Wildcats' first nine wins were all by at least 21 points, the first time that's happened since the 1934-35 season.

Among the seven victories, four (Duquesne, Cleveland State, UT Martin and Arizona State) saw the Cats win by at least 31. It was the first time UK had won four consecutive games by at least 31 points since Feb. 2-8, 1954, when it won four consecutive games by that margin.

UK's current scoring margin is plus-18.0 points per game, the fourth-best mark in the country (as of games through Jan. 31). The school record scoring margin in the shot-clock era is 22.1 points per game, set by the 1995-96 national championship squad.

When Kentucky beat Ole Miss by 23 points in the Southeastern Conference opener on Dec. 29, it marked the largest victory in an SEC opener for the Wildcats since Jan. 2, 1999, when UK beat Florida by 35 points. With two more blowouts vs. Texas A&M and Arkansas, Kentucky won its first three league tilts by at least 23 points for the first time since the 1953-54 season.

Sharing is Caring

One of the most defining traits of John Calipari's teams and their success is their willingness to share the ball. Calipari, on an annual basis, brings in the nation's most talented players, most of whom were accustomed to taking the majority of the shots on their high school teams.

At Kentucky, to better prepare them for the next level, they learn to share -- and to prosper from it. Calipari doesn't promise shots to anyone. Instead, he preaches that as the team succeeds, everyone benefits.

This team may be his greatest example of that yet. With all the talent this team has, it has shared the ball better than any other Calipari team at Kentucky. The Wildcats have 384 assists through 22 games, 29 more than the 2009-10 team had at this point in the season. That group owns the Calipari era record for total assists with 573 by season's end. Their 1.47 assist-to-turnover ratio not only ranks 14th in the country (through games on Jan. 31), it's on pace to be the program's best mark in the shot-clock era (1.41 in 1995-96).

Four players are averaging 2.0 assists or more per game, and Kentucky's 17.5 assists per game ranks ninth in the nation (as of games through Jan. 31). The 1995-96 UK team averaged 21.8 assists per game and set the school record of 783 assists in 36 games.

Against Arizona State, the Wildcats dished out 33 assists (on 44 made field goals), the most in the Calipari era and just two off of the school record. UK also had 25 assists against Cleveland State, the fifth most in the Cal era. Kentucky dishes out an assist on 53.6 percent of its field goals.

CATS IN THE NBA

At the beginning of the 2016-17 season, 24 former Wildcats were on an opening-day roster, more than any other school in the country. The following listing is as of opening day.

Name	Team
Eric Bledsoe	Phoenix Suns
Devin Booker	Phoenix Suns
Willie Cauley-Stein	Sacramento Kings
DeMarcus Cousins	Sacramento Kings
Anthony Davis	New Orleans Pelicans
Aaron Harrison	Charlotte Hornets
Andrew Harrison	Memphis Grizzlies
Terrence Jones	New Orleans Pelicans
Enes Kanter	Oklahoma City Thunder
Brandon Knight	Phoenix Suns
Michael Kidd-Gilchrist	Charlotte Hornets
Skal Labissiere	Sacramento Kings
DeAndre Liggins	Cleveland Cavaliers
Trey Lyles	Utah Jazz
Jodie Meeks	Orlando Magic
Jamal Murray	Denver Nuggets
Nerlens Noel	Philadelphia 76ers
Patrick Patterson	Toronto Raptors
Julius Randle	Los Angeles Lakers
Rajon Rondo	Sacramento Kings
Karl-Anthony Towns	Minnesota Timberwolves
Tyler Ulis	Phoenix Suns
John Wall	Washington Wizards
James Young	Boston Celtics

Several former Wildcats are among the NBA league leaders in the major statistical categories. Stats are through Feb. 1. Former UK players are in **BOLD**.

Points Per Game

- 1. Russell Westbrook (Thunder) - 30.7
- 4. DeMarcus Cousins (Kings) - 28.2**
- 5. Anthony Davis (Pelicans) - 27.9**
- T17. Karl-Anthony Towns (Timberwolves) - 23.0**
- 20. John Wall (Wizards) - 22.7**

Rebounds Per Game

- 1. Two with - 13.8
- 6. Anthony Davis (Pelicans) - 12.3**
- 7. Karl-Anthony Towns (Timberwolves) - 11.9**
- 11. DeMarcus Cousins (Kings) - 10.5**
- T20. Julius Randle (Lakers) - 8.4**

Assists Per Game

- 1. James Harden (Rockets) - 11.5
- T2. John Wall (Wizards) - 10.3**
- 12. Rajon Rondo (Bulls) - 6.6**
- T16. Eric Bledsoe (Suns) - 6.2**

Blocks Per Game

- 1. Rudy Gobert (Jazz) - 2.52
- 2. Anthony Davis (Pelicans) - 2.39**
- 14. Karl-Anthony Towns (Timberwolves) - 1.55**
- 18. DeMarcus Cousins (Kings) - 1.35**

Field-Goal Percentage

- 1. DeAndre Jordan (Clippers) - .696
- 8. Enes Kanter (Thunder) - .563**

Steals Per Game

- 1. Chris Paul (Clippers) - 2.25
- 2. John Wall (Wizards) - 2.13**

Double-Doubles

- 1. James Harden (Rockets) - 41
- T2. Karl-Anthony Towns (Timberwolves) - 38**
- T5. Anthony Davis (Pelicans) - 31**
- T9. DeMarcus Cousins (Kings) - 28**
- T9. John Wall (Wizards) - 28**

MEASURABLES



Top Wing Span

- 1. Sacha Killeya-Jones - 7'2"
- 2. Bam Adebayo - 7'1.50"
- T3. Isaiah Humphries - 7'0"
- T3. Derek Willis - 7'0"
- T5. Wenyen Gabriel - 6'11"

Top Vertical

- 1. Dominique Hawkins - 44.5"
- 2. Mychal Mulder - 44.0"
- 3. Malik Monk - 42.0"
- 4. Bam Adebayo - 39.5"
- 5. De'Aaron Fox - 38.5"

Top Hand Width

- 1. Sacha Killeya-Jones - 11.0"
- 2. Mychal Mulder - 10.75"
- T3. Isaiah Briscoe - 10.0"
- T3. Tai Wynyard - 10.0"
- 5. Derek Willis - 9.75"





Calipari's Best Freshman Trio Yet?

Among the many things Kentucky has been known for since John Calipari's arrival at Kentucky, the Wildcats have featured the nation's best freshmen. From John Wall and DeMarcus Cousins, to Brandon Knight and Terrence Jones, Anthony Davis and Michael Kidd-Gilchrist, Nerlens Noel, Karl-Anthony Towns, Devin Booker, Tyler Ulis, and Jamal Murray -- just to name a handful -- UK has seen its fair share of freshman phenoms.

Believe it or not, De'Aaron Fox, Malik Monk and Bam Adebayo may be as impressive of a trio as Calipari has ever coached. They've each had electrifying and jaw-dropping performances, and between the three of them, they lead UK in points, rebounds, assists, blocks and steals.

Combined the trio is averaging 51.6 points, 13.8 rebounds and 8.7 assists per game. For comparison, the 2009-10 freshman trio of Wall, Cousins and Eric Bledsoe -- who likely would be the strongest competition to this year's group -- combined to average 43.1 points, 17.4 rebounds and 10.3 assists per game by the end of the season.

This year's edition of the freshman class isn't just statistically good among past UK greats, they're also some of the elite performers nationally. Monk is second in the country among all freshmen with a 22.4 scoring average and his 3.18 made 3-pointers a game leads all freshmen. Fox is fourth among all freshmen with 5.7 assists per game and fifth with a 2.50 assist-to-turnover ratio. Adebayo is eighth in blocks per game (1.64) and 11th in rebounds (6.8).

Always Efficient

According to Ken Pomeroy's calculations on kenpom.com, UK's teams under John Calipari have consistently ranked among the most efficient teams in the country per possession.

Year	Offense (Rank)	Defense (Rank)	Overall
2017	121.6 (5)	92.3 (16)	5th
2016	120.4 (5)	98.0 (53)	6th
2015	119.3 (5)	86.5 (2)	1st
2014	117.6 (10)	96.9 (41)	11th
2013	108.8 (42)	99.1 (129)	42nd
2012	122.9 (2)	88.2 (9)	1st
2011	118.1 (7)	90.4 (15)	6th
2010	116.1 (15)	86.2 (6)	3rd

**rankings through Jan. 31, 2017*

Big-Game Cal

John Calipari's teams aren't just good against the best teams in the country, they're great. Not only does Kentucky have a 47-20 record (.701) vs. Associated Press Top 25 teams, UK is 5-3 when both teams are ranked in the AP top five under Calipari.

All-time, Calipari is 11-7 when both teams are ranked in the AP top five. When both teams are ranked in the AP Top 25, Calipari's all-time record is 70-45, including a 40-17 mark at Kentucky. When both are ranked in the top 10 he has a 23-13 record, including 12-6 at UK.

Taking Care of Business

Kentucky's 46-19 record vs. opponents ranked in the Associated Press Top 25 is impressive, but the Wildcats' ability to beat all-comers can't be overlooked. Under John Calipari, UK is 188-31 vs. unranked competition, an .858 winning percentage. The Wildcats' loss to Tennessee during the 2016-17 season was its first since falling at unranked Vanderbilt on Feb. 27, 2016.

Kentucky Elite Under Cal

Since John Calipari took over the program in 2009-10, no one in the country has had more wins than Kentucky, and only Kansas and Gonzaga have a better winning percentage. UK is 235-51 (.822) during that time span.

1. Kansas: 235-45 (.8393)
2. Gonzaga: 224-45 (.8327)
3. Kentucky: 235-51 (.8217)
4. Duke: 227-52 (.8136)
5. Wichita State: 221-52 (.8095)

**numbers through Jan. 31, 2017*

Senior Trio Adding Consistency to Lineup

UK's senior class of Dominique Hawkins, Mychal Mulder and Derek Willis are all playing significant minutes for the Cats and are producing in a variety of ways. The trio averages a

combined 16.9 points, 8.4 rebounds, 3.5 assists, 1.4 steals and 1.3 blocks per game.

Willis is averaging a career-best 4.6 rebounds, Mulder has scored a career-high 104 points, while Hawkins owns a team-best 5.6 assist-to-turnover ratio. The 16.9 points per game from the seniors is the best in the John Calipari era. The 2011-12 team consisting of Darius Miller and Eloy Vargas averaged 11.6 points per game.

The 337 points scored on the year is already the second most by a senior class since the 2009-10 season.

S-E-C! S-E-C! S-E-C!

Kentucky has the unquestionable reputation as the league's gold standard. Since the SEC's inception in 1932-33, the Wildcats have been the most dominant team in the league, recording a 964-269 mark (.782) in conference play. Only two other teams have won more than 700 regular-season SEC games (Alabama, Tennessee), and no other team has a better winning percentage.

- UK has averaged 11.5 wins and only 3.2 losses per season in 83 seasons in the SEC
- Kentucky has won 47 SEC titles and 29 SEC Tournament championships
- The Wildcats have won 14 of the last 24 SEC Tournament titles
- UK has won at least a share of four of the last seven SEC regular-season championships under head coach John Calipari
- Kentucky has played in the championship game of the SEC Tournament in six of Calipari's seven seasons following its 2016 title

National Attention

Kentucky basketball always garners the eyes of the country as UK routinely draws some of the highest national rating numbers on TV for college basketball games. Of course, this season has been no different.

The Wildcats' game vs. North Carolina in the CBS Sports Classic was the most watched college basketball game of the season (to that point) across any network, according to CBS. The game, which is being hailed as an all-time classic after Kentucky won a 103-100 thriller, drew a 2.4 household rating with a 5 share. In other words, 2.4 of all households with a TV set watched the game, while 5 percent of those watching TV at the time tuned in for the game.

The Kentucky-Louisville game was ESPN's best overnight (1.8) for a college basketball game this season, but that was before the Kentucky-Kansas game topped it with a 2.0 overnight rating, the highest-rated college basketball game on an ESPN network this season and the best in an SEC/Big 12 Challenge game since the series began in 2013-14.

UK's game against Michigan State in the Champions Classic saw a total live audience of 2,150,000 viewers, including a streaming audience of 67,000 average viewers -- a top-five men's regular-season streaming audience ever for ESPN.

In addition to owning some of the most-watched games this season, UK's matchup with No. 2/1 Kansas on Jan. 28 called for the return of ESPN's popular morning show College GameDay to Rupp Arena for the first time since 2013-14. Additionally, the SEC Network's Paul Finebaum Show ventured away from its Charlotte, North Carolina, studios for an appearance in Rupp Arena on Jan. 27 to preview the SEC/Big 12 Challenge.

College GameDay's visit to Rupp Arena this season marked the sixth time it has visited UK. Only Kansas and Duke have hosted more times with both welcoming the weekly show seven times. The most memorable trip was on Feb. 13, 2010, when a record 22,144 fans attended the show in John Calipari's first season at UK.

The Wildcats will also be featured as a part of College GameDay for its trip to Florida on Saturday. It will be UK's 14th ESPN College GameDay appearance, behind only North Carolina (15).

#BBN Sets Crowd Roar World Record

Kentucky fans have long been known for being among the loudest anywhere. Now they have the world record to prove it.

With a representative from the Guinness Book of World Records in attendance at the UK-Kansas game, the crowd at Rupp Arena set a world record for the loudest indoor crowd roar when it was measured at 126.4 decibels just before tipoff.

UK Athletics and UK HealthCare's Markey Cancer Center joined forces to encourage fans to #TurnUpRupp and break the previous indoor crowd roar record, which was set by the Sacramento Kings in November 2013. The crowd roar was gauged by natural noise such as cheering and clapping only. No digital or artificial noise was allowed.

Kentucky Picked to Win 48th SEC Title

The Kentucky men's basketball program finds itself in familiar territory under the direction of eighth-year head coach John Calipari. UK started the season faced with the tough task of replacing more than 75 percent of its scoring and 70 percent of its rebounding from

COMPARING THE CALIPARI ERA

A look at UK's statistics through 22 games throughout the John Calipari era ...

Year	FG%	Opp. FG%	3-Pt. FG%	FT%	RPG	Assists	TOs.	Blocks	Steals	Points	PPG	Record
2016-17	.491	.424	.358	.691	40.8	384	261	133	139	2,008	91.3	18-4
2015-16	.472	.404	.320	.673	39.2	302	272	126	139	1,719	78.1	16-6
2014-15	.461	.329	.358	.690	38.5	336	240	160	163	1,625	73.9	22-0
2013-14	.476	.398	.327	.678	41.7	268	270	152	102	1,759	80.0	17-5
2012-13	.490	.376	.366	.645	39.4	326	294	172	143	1,677	76.2	16-6
2011-12	.483	.364	.375	.705	40.1	292	277	204	149	1,721	78.2	21-1
2010-11	.459	.383	.404	.703	39.1	287	250	146	130	1,696	77.1	16-6
2009-10	.491	.384	.390	.685	41.9	355	336	157	162	1,812	82.4	21-1





the 2015-16 team, yet a select panel of media voted the Wildcats to repeat as Southeastern Conference champions. Should Kentucky achieve that standard, it would mark the fifth regular-season title under Calipari and the program's 48th overall.

It's the 12th time since the 1998-99 season the Wildcats are the overall preseason favorite. UK was picked to win the title a season ago and did not disappoint, sharing the crown with Texas A&M. Calipari has directed his teams to regular-season SEC crowns in 2010, 2012, 2015 and 2016.

Each school selected media members that cover their team and additional media from across the nation were selected by the conference office to comprise the voting panel. Points were compiled on a 14-13-12-11-10-9-8-7-6-5-4-3-2-1 basis. Each media member also voted for two All-SEC teams.

Hold Them to 55

Defense has always been a recipe for success for the Wildcats under John Calipari. The special ingredient: 55 points. UK is a perfect 63-0 under Calipari when holding the opponent to 55 points or fewer. The Wildcats are 139-5 under Calipari when limiting the opponent to 63 points or less.

Three is Better Than Two

UK passed UNLV for the nation's longest active streak of consecutive games with a made 3-pointer in its final game of 2015-16. Kentucky leads the nation with 997 consecutive games with a made 3-pointer, while UNLV has posted 996 (through games on Jan. 31).

The Cats' last game without a made 3-pointer came against Seton Hall on Nov. 26, 1988 a "three-point" loss in the Great Alaska Shootout.

Forever Young

Kentucky began the 2016-17 season with two veterans in the starting lineup in senior Derek Willis and sophomore Isaiah Briscoe. However, Kentucky once again checks in as one of the youngest teams in terms of experience, according to kenpom.com. UK ranks No. 345 out of 351 in terms of experience per minute. Only Mississippi State, Washington and Oregon State are younger among Power Five institutions.

Keep a Watchful Eye on the Cats

Stocked full of some of the nation's top talent, a handful of Wildcats are on a number of national watch lists:

- Bam Adebayo - Kareem Abdul-Jabbar Award, Naismith Trophy, Wooden Award
- Isaiah Briscoe - Lute Olson Award
- De'Aaron Fox - Bob Cousy Award finalist, Naismith Trophy, Wooden Award Midseason 25, Oscar Robertson Trophy midseason watch list, Wayman Tisdale Award midseason watch list
- Malik Monk - Jerry West Award finalist, Naismith Trophy, Wooden Award Midseason 25, Oscar Robertson Trophy midseason watch list, Wayman Tisdale Award midseason watch list

UK's Nonconference Schedule Loaded

According to the NCAA's calculations, the Wildcats have played the 10th-toughest non-conference strength of schedule.

UK's 13-game nonconference schedule featured eight teams that made it to a postseason tournament in 2015-16, five teams who finished the year with a top 50 RPI ranking and four nationally ranked opponents at the time of the game. Three of KenPom's top five teams from last season (North Carolina, Kansas and Michigan State) were among UK's non-conference schedule. Five of the Wildcats' nonconference opponents were ranked in the Associated Press Top 25 at the time

The Wildcats' slate took the Wildcats as far east as the Bahamas for the second game of a two-year deal with Arizona State and as far west as Las Vegas for a matchup with North Carolina in the CBS Sports Classic.

Kentucky also traveled twice to New York, first to play Michigan State in Madison Square Garden, and then against Hofstra at the Barclays Center in Brooklyn.

All told, Kentucky's 2016-17 nonconference opponents combined for a record of 200-157 in 2015-16, a .649 winning percentage. Four teams finished the season ranked in the top 25 of the all-important RPI. Five teams started the season ranked in both the AP Top 25 and the USA Today Coaches Poll.

2017 Shooting Guard Hamidou Diallo Joins Wildcats

Hamidou Diallo, widely considered the top shooting guard in the class of 2017, has signed a financial aid agreement with the Kentucky men's basketball team and is enrolled in classes. He began his first semester at the University of Kentucky on Jan. 11 for the spring term after graduating in May from the Putnam Science Academy in Connecticut.

Diallo (pronounced ha-MUH-do DEE-ah-lo), a top-10 prospect in the 2017 class, is expected to practice with the team this semester and begin game competition in the 2017-18 season, though he is eligible to play in games immediately.

Diallo is the fifth prospect to sign with Kentucky out of the 2017 class, joining five-star signees Quade Green, Nick Richards and P.J. Washington, and four-star signee Shai Gilgeous-Alexander. UK can only comment on prospects who have signed national letters of intent or financial aid agreements. The next national spring signing period is in April, when UK expects to announce any additional signees.

Diallo, from Queens, New York, is Kentucky's third guard in the 2017 class. At 6-foot-5, 190 pounds, Diallo is a long and extremely athletic wing with a ton of upside. A high-flying, high-scoring guard who excels at getting to the basket, Diallo is considered an elite finisher with a potential to be a lockdown defender. Among the major recruiting services (Rivals, Scout, ESPN and 247 Sports), he is rated as high as No. 9 (247 Sports) and no lower than No. 11 (ESPN). Both 247 Sports and Scout consider him the No. 1 shooting guard in the 2017 class.

In his final season in high school, in 2015-16, Diallo led Putnam Science Academy to a 38-3 record with an appearance in the state semifinals. The two-time all-state honoree averaged 19.0 points, 6.0 rebounds and 3.0 assists in his senior season before graduating in the fall. He averaged 17.0 points and 4.0 rebounds as a junior.

Diallo's enrollment marks the second straight midyear enrollee for Calipari and Kentucky. Current redshirt freshman forward Tai Wynyard enrolled early last season.

Best in the Bluegrass

Kentucky has been dominant against teams in the state under John Calipari. UK is 14-2 against in-state foes with Calipari at the helm, including 8-2 vs. Louisville. Two of the victories over the Cardinals came in postseason play. UK had its four-game winning streak snapped this season, but has won all four meetings played in Rupp Arena. Louisville's two wins have come by a combined six points.

Here's a list of the meetings between the state's two premier programs since Coach Cal took over at Kentucky:

- Jan. 2, 2010 - UK won 71-62 at Rupp Arena
- Dec. 31, 2010 - UK won 78-63 at KFC YUM! Center
- Dec. 31, 2011 - UK won 69-62 at Rupp Arena
- March 31, 2012 - UK won 69-61 at the Superdome (NCAA Final Four in New Orleans)
- Dec. 29, 2012 - Louisville won 80-77 at KFC YUM! Center
- Dec. 28, 2013 - UK won 73-66 at Rupp Arena
- March 28, 2014 - UK won 74-69 at Lucas Oil Stadium (NCAA Sweet 16 in Indianapolis)
- Dec. 27, 2014 - UK won 58-50 at KFC YUM! Center
- Dec. 26, 2015 - UK won 75-73 at Rupp Arena
- Dec. 21, 2016 - Louisville won 73-70 at KFC YUM! Center

All-Time Wins Leader Returned to the Top of the Polls

Kentucky was the top team in the land according to the Associated Press Top 25 and the USA Today Coaches Poll for two consecutive weeks (Nov. 21 and 28).

UK and John Calipari have been tough to beat playing the role of the hunted:

- The Wildcats own an all-time record of 221-30 (.880) as the nation's top-ranked squad
- UK has won 66 of its last 71 contests as the AP's top team
- The Wildcats are 69-7 (.908) as the AP No. 1 team since Calipari's first year at the helm, the best record in the country by a top-ranked team during that span
- In eight seasons under Calipari, the Wildcats have reached No. 1 in six of those seasons
- Calipari is 110-12 (.902) all-time as head coach of the AP's No. 1 team
- Calipari has coached 122 career games as a No. 1 team, the fourth most in NCAA history, trailing John Wooden (228), Mike Krzyzewski (233) and Adolph Rupp (131)
- Among coaches who have owned a No. 1 ranking in at least 119 games, Calipari's winning percentage of .902 trails only Wooden (.952), and is ahead of active coaches Krzyzewski (.870) and Roy Williams (.849)
- Only Krzyzewski (193) has more wins as a No. 1 ranked coach among active NCAA Division I teams than Calipari
- Prior to the home loss vs. UCLA on Dec. 3, Kentucky had lost just twice at home as the

2016-17 LINEUP COMPARISON

A breakdown of Kentucky's most used lineups, including a breakdown of each lineup's +/- statistics:

Most Frequent Lineups	Total Minutes	Points For	Points Against	+/-	+/- per 40 min.
Fox, Adebayo, Monk, Briscoe, Gabriel	147:50	338	242	+96	+25.98
Fox, Adebayo, Monk, Briscoe, Willis	119:36	311	239	+72	+24.08
Adebayo, Monk, Briscoe, Willis, Hawkins	33:34	81	68	+13	+15.49
Fox, Monk, Briscoe, Willis, Humphries	32:43	80	58	+22	+26.90
Fox, Adebayo, Monk, Gabriel, Hawkins	29:36	61	40	+21	+28.38
Fox, Adebayo, Monk, Willis, Hawkins	28:57	62	44	+18	+24.87
Fox, Monk, Briscoe, Humphries, Gabriel	23:23	62	43	+19	+32.50
Adebayo, Monk, Briscoe, Gabriel, Hawkins	19:31	36	42	-6	-12.30
Fox, Adebayo, Briscoe, Willis, Hawkins	19:17	52	35	+17	+35.26
Adebayo, Monk, Briscoe, Willis, Hawkins	17:08	29	30	-1	-2.33





AP top-ranked team in the history of the program and just once in Rupp Arena. Both of those losses came by just one point

- UK has been ranked No. 1 a total of 124 weeks since the AP started ranking teams during the 1948-49 season. Only UCLA (134) and Duke (129) have been atop the rankings for more weeks

Wildcats Sign Four in Fall Signing Period for 2017

Continuing a trend that started with the arrival of head coach John Calipari, the Kentucky men's basketball program has once again put together one of the strongest recruiting classes in the country, signing four of the nation's top players during the early fall signing period. Highly rated prospects Shai Gilgeous-Alexander, Quade Green, Nick Richards and P.J. Washington have all inked national letters of intent with UK.

All four players are consensus four- or five-star prospects and all are ranked in the top 50 by the major national recruiting services. In a class stocked full of highly regarded players, national analysts are already calling UK's class one of the nation's top hauls for 2017.

In every season in the Calipari era, the Wildcats have signed either the nation's No. 1 or No. 2 recruiting class. UK looks to continue that streak with the latest additions of Gilgeous-Alexander, Green, Richards and Washington.

- Gilgeous-Alexander will come to Kentucky out of Hamilton Heights Christian Academy in Chattanooga, Tennessee. Originally from Canada, Gilgeous-Alexander was a member of the 2016 Canadian Men's U18 National Team that captured the silver medal at the 2016 FIBA Americas U18 Championship over the summer. He averaged 7.8 points, a tournament-best 5.4 assists and 3.0 steals per game, second best in the field. ESPN, Scout and 247Sports tab him a top-50, four-star prospect.
- Green is considered a five-star point guard prospect by Rivals, ESPN and Scout. ESPN ranks him as high as the No. 22 overall prospect in the class, while Rivals has him at No. 23. Scout tabs him at No. 25 and 247Sports list him at No. 31. Green, who was named the 2016 Pennsylvania Class 3A Player of the Year as a junior, was a part of the 2016 FIBA Americas U18 Championship team that won a gold medal in Chile. He averaged 18.7 points, 4.2 rebounds and 3.8 assists in leading Neumann-Goretti High School to the Pennsylvania state championship last season.
- Richards will be the second player in the Calipari era to join Kentucky out of the Patrick School in Elizabeth, New Jersey. National champion and No. 2 overall NBA Draft selection, Michael Kidd-Gilchrist was the other. Richards is ranked in the top 20 by the major recruiting services, including ESPN (No. 12), 247 Sports (No. 15), Scout (No. 17) and Rivals (No. 19). 247Sports tabs him as the second-best center in the class. He's a consensus five-star prospect.
- Washington, measured at 6-8, 229 pounds, is rated as high as No. 14 overall in the rankings by Scout. 247Sports and ESPN have him at No. 16 and Rivals tabs him No. 17. The five-star prospect is considered the top power forward in the class by Scout. Washington was a member of the 2016 USA Men's U18 National Team that won a gold medal at the 2016 FIBA Americas U18 Championship over the summer. He started all five games and averaged 10.0 points and 4.0 rebounds. Washington also represented the U.S. at the 2015 FIBA 3x3 U18 World Championship.

Three Future Cats Named McDonald's All-Americans

The Kentucky men's basketball team's top-ranked recruiting class will be well represented during the 2017 McDonald's All-American Game in March with the selections of Quade Green, Nick Richards and P.J. Washington.

Joining an elite list that features some of the greatest players to ever play for Kentucky, incoming Wildcats Green, Richards and Washington were selected to participate in the 40th annual McDonald's All-American Game on March 29 in the United Center in Chicago.

Green, Richards and Washington will all suit up for the East team. UK can only publicize prospects who have signed a national letter of intent or a financial aid agreement. The next signing period is in April.

With the selections of Green, Richards and Washington, UK has signed 28 players during the John Calipari era who have been named to the prestigious high school event, more than any other school in the country during that time period.

Monk's Record Scoring Night Headlines Classic Win vs. UNC

For all the classic games the Kentucky-North Carolina series has featured, the 2016-17 matchup in Las Vegas was right up there with the best of them thanks to a record-setting scoring day from Malik Monk.

The UK freshman guard scored 47 points -- including the game-winning 3-pointer with 22 seconds to go -- to lead the Wildcats to a thrilling 103-100 victory in the CBS Sports Classic at T-Mobile Arena. Monk set all sorts of milestones with the offensive display, most notably crushing the previous UK freshman scoring record of 35 points, set by Terrence Jones (Jan. 11, 2011) and later tied by Jamal Murray (Feb. 6, 2016). Monk tied the program's all-time leading scorer, Dan Issel, for the sixth-most points ever by a Wildcat in a single game, and scored the most points by a Wildcat since Jodie Meeks recorded the single-game record of 54 points at Tennessee on Jan. 18, 2009.

On a day when both teams were at their near offensive peak -- both teams shot better than 50 percent from both the field and 3-point range -- Monk was just better than everyone else.

Wins vs. Losses

In most all of sports it's easy to pinpoint areas of improvement in losses versus a team's wins. The 2016-17 edition of the Kentucky Wildcats is no different. Here's a look at some of the key stats in wins compared with those same stats in losses.

Result	FG%	Opp. FG%	3-Pt. FG%	Opp 3-Pt. FG%	FT%	RPG	APG	TOPG	BPG	SPG	PPG
Wins	.506	.410	.372	.299	.694	41.6	18.3	11.6	6.2	6.4	94.1
Losses	.423	.484	.300	.394	.679	37.2	13.5	13.3	5.3	6.0	78.8

It was Kentucky's fourth victory in the last five games vs. North Carolina and its second win over a ranked team this season.

Noteworthy:

- Monk's 47 points are the most ever by a John Calipari-coached player in college. They are also the most in a single game by a Southeastern Conference freshman since Chris Jackson of LSU scored 55 points vs. Ole Miss on March 4, 1989, as well as the second-most points by a freshman in Division I college basketball since at least the 1996-97 season
- The 47 points tied the second most ever scored against North Carolina. It's the most since Rick Yuknus (Georgia Tech) scored 47 on Feb. 14, 1970. The record is 48 by Dick Groat on Feb. 29, 1952
- Tied for the sixth-most points in a game in school history, the 47 points are the second most ever by a Kentucky player against a nonconference opponent. Cliff Hagan scored 51 points vs. Temple on Dec. 5, 1953
- It was the first time UK has allowed 100 points in a game since losing to VMI 111-103 on Nov. 14, 2008. It was the first time Kentucky won a game in which it allowed 100 or more points since defeating Alabama 101-100 on March 1, 1979
- It was just the second time in UNC history and the first time in a regulation-length game that UNC lost a game in which it scored 100 points
- The Wildcats outrebounded the nation's No. 1 rebounding team (in terms of rebounding margin) 39-35. It was the first time in UNC's first 12 games it had been outrebounded
- The game was the most watched college basketball game of the season across any network, according to CBS. It drew a 2.4 household rating with a 5 share. In other words, 2.4 of all households with a TV set watched the game, while 5 percent of those watching TV at the time tuned in for the game
- The Wildcats scored 103 points, the most Kentucky has ever scored vs. the Tar Heels in a win
- UK shot 54.1 percent from the field, marking the seventh time in 11 games the Cats had made more than half their shots
- Kentucky topped the 100-point plateau for the fourth time this season. It tied the most 100-point games in the Calipari era as the 2009-10 team also achieved the feat

Fox Posts Triple-Double in Record Rout of Arizona State

On a night of record-setting accomplishments and a collective offensive outburst from the Wildcats in a 115-69 win over Arizona State in the Bahamas, one achievement stood out above the rest: De'Aaron Fox's triple-double.

With 14 points, a career-high 11 rebounds and 10 assists in 31 minutes of play, Fox etched his name into the Kentucky record books with just the second triple-double in school history. Chris Mills notched the first and only other triple-double for UK on Dec. 27, 1988.

Fox collected his 10th assist with 4:44 left to play to get the triple-double on a Malik Monk 3-pointer. Coincidentally, the 3-pointer and record-setting assist put the Wildcats over the 100-point mark for the third consecutive game, the first time that's happened since December of 1977. Those were just a few of numerous eye-popping stats from UK's dominating performance on Paradise Island in the Bahamas.

- The total of 115 points was the most of the Calipari era and the most since Dec. 30, 2002, when UK scored 115 in a win over East Tennessee State
- With the 46-point drubbing, this season's Wildcats joined the 1947-48 Kentucky team as the only squads in school history to win their first seven games by at least 21 points. No team in program history has ever done it eight straight times to begin the year
- Kentucky's 33 assists are the high mark of the Calipari era. The 33 assists were two off the school record and the most since setting the school record with 35 on March 14, 1996, vs. San Jose State
- The Wildcats took more shots (84) than they ever have under Calipari thanks to the blazing pace of play
- and tied the Calipari-era mark for the most rebounds in a game
- The 59 rebounds tied Calipari-era mark for the most rebounds in a game
- The last time UK won four consecutive games by at least 31 points was February 1954

UK Leads Nation with 24 Players on NBA Opening-Day Rosters

The Kentucky men's basketball team, the nation's most prolific NBA player-producing program, once again leads the country with 24 players on an opening-day NBA roster. Duke came in second with 19.

Of the 449 players in the NBA to start the 2016-17 season, approximately 5.35 percent played college basketball at UK. Kentucky's NBA dominance is best represented in Phoenix and Sacramento, where a combined seven Wildcats now play at the highest level of the game.

Eric Bledsoe, Devin Booker, Brandon Knight and Tyler Ulis are all part of the 2016-17 Phoenix Suns roster, while former UK stars Willie Cauley-Stein, DeMarcus Cousins and Skal Labissiere call Sacramento their home. Two other franchises -- the Charlotte Hornets (Aaron Harrison, Michael Kidd-Gilchrist) and the New Orleans Pelicans (Anthony Davis and Terrence Jones) -- opened the season with two Wildcats apiece.



Using figures compiled by spotrac.com, Kentucky players' current contracts alone are valued at more than \$659 million. Calipari-coached players only (which includes Derrick Rose and Tyreke Evans but not Jodie Meeks or Rajon Rondo) have nearly \$751 million in current contracts. In just the 2016-17 season alone, UK players are slated to make more than \$172 million. Calipari-coached players only will make more than \$183 million. Over the course of their careers, Calipari players have generated approximately \$1.2 billion in total NBA contracts.

The UK players aren't just making the NBA either; they're among the league's best players. The Wildcats are among the league leaders in every major statistical category.

Cousins, Davis, Wall Named NBA All-Stars

Anthony Davis, DeMarcus Cousins and John Wall are headed back to the NBA All-Star Game. The three former Kentucky men's basketball stars will join the league's players on Feb. 19 in New Orleans for the league's annual showcase of talent.

Davis, who led Kentucky to the 2012 national championship, was voted in as a starter for the Western Conference. Wall (Washington Wizards) will suit up for the Eastern Conference while Cousins (Sacramento Kings) will join Davis (New Orleans Pelicans) on the Western Conference squad. No other college has more than two representatives.

The NBA All-Star Game will take place at the Smoothie King Center in front of Davis' home crowd in New Orleans. TNT will telecast the game.

Davis and Wall will be making their fourth appearances in the game while Cousins will make his third. But NBA All-Star weekend won't just be relegated to three Wildcats; several others will be joining them.

The NBA also announced the rosters for the annual Rising Stars Challenge, which features four former Kentucky men's basketball players across the two 10-man rosters: Devin Booker (Phoenix Suns), Trey Lyles (Utah Jazz), Jamal Murray (Denver Nuggets) and Karl-Anthony Towns (Minnesota Timberwolves).

The Rising Stars Challenge highlights the league's best first- and second-year players. The U.S. Team will take on the World Team on Feb. 17 at 9 p.m. ET on TNT.

Additional Wildcats could still be a part of NBA All-Star weekend. Recent NBA All-Star festivities have featured former UK players in the Skills Challenge, the Slam Dunk Contest and the Three-Point Challenge.

All-Americans Play at Kentucky

Three different Wildcats -- all freshmen -- were named to at least one preseason All-America Team.

Bam Adebayo was tabbed a preseason second-team All-American by CBSSports.com and a third-team selection by College Basketball Talk, De'Aaron Fox was named a second-team All-American by Sporting News, and Malik Monk was a third-team pick by CBSSports.com.

Of course, those honors are just preseason, but UK has a track record of All-America honors, especially under John Calipari. Ten different Wildcats have earned All-America honors by one of the NCAA-recognized teams under Calipari.

Four Cats Selected to Preseason All-SEC Teams

Four players were selected to the preseason All-SEC squads by both the league's coaches and the Associated Press.

Freshmen Bam Adebayo and De'Aaron Fox were picked to the first team, while sophomore Isaiah Briscoe and freshman Malik Monk were tabbed to the second team.

Arkansas senior forward Moses Kingsley was tabbed the preseason pick for the league's player of the year award by the AP. The league's coaches do not pick a preseason player of the year.

Justus Moves to Assistant Coach Role; Robic Special Assistant

Joel Justus, who joined Kentucky two seasons ago as the director of analytics and then special assistant to the head coach, moved to one of the three assistant coaching positions for the 2016-17 season. John Robic, who has served as an assistant to Calipari at three different schools since the late 1980s, moved into the special assistant to the head coach role prior to start of practices in late September.

"I feel I have the best staff of people who surround me in the country," John Calipari said at the time of the announcement. "All are strong in areas that I'm weak. All of them understand that the relationships with our current players and working with them every single day to help them get better is the key to their success and this program. No one should look at this in any other way than me trying to shuffle our staff to put them in the best positions to succeed personally and for them to help our program remain the gold standard.

"Kenny (Payne), Tony (Barbee) and I will continue to work on putting the best incoming classes that we can together with young people who want Kentucky as bad as we want them and who understand that the program isn't for everyone. By putting Joel where he is and having him focus on who we need to hone in on, we'll be more prepared than we've ever been, which is scary. Robes will continue to focus on his strength of making us the most well-prepared team in the country and putting our kids in positions to succeed."

Keith Bogans Named 2017 SEC Legend

Former Kentucky men's basketball All-American Keith Bogans will represent the Wildcats as a member of the 2017 Southeastern Conference Legends at the SEC Tournament in Nashville, Tennessee. Former greats from all 14 SEC member institutions will be honored at the league tournament, March 8-12 in Bridgestone Arena. Bogans will be honored at half-time of UK's first game of the tournament.

Bogans, a four-year letterwinner from 2000-03, ended his career as one of the program's most prolific scorers. He finished fourth all-time among UK's all-time scorers with 1,923 career points. The 6-foot-5 guard averaged 11.6 points or more in all four seasons at Kentucky, including 17.0 in his sophomore season and 15.7 during his senior campaign.

During the 2002-03 season in which Bogans led the Cats to an SEC regular-season and tournament title, he was named an All-American by the National Association of Basketball Coaches, the Associated Press, the Sporting News and the Basketball Times. He was also the SEC Tournament MVP as a senior.

Bogans was a three-time All-SEC selection, earning first-team honors in 2003, sec-

ond-team accolades in 2001 and as a member of the All-Freshman Team in 2000. He was also the league's MVP of the tournament in 2003.

Drafted 43rd overall by the Milwaukee Bucks in 2003, Bogans went on to have a successful 11-year NBA career.

Chuck Hayes Inducted into UK Athletics Hall of Fame

Chuck Hayes was inducted into the UK Athletics Hall of Fame as a member of the 2016 class in October.

A fan favorite for relentless defense and tenacious rebounding, he was named the 2005 Southeastern Conference Defensive Player of the Year and still ranks seventh in career rebounds with 910 in program history. He led the team to the 2005 SEC regular-season championship and was a key member on the 2003 and 2004 SEC Tournament titles.

Cousins Wins First Olympic Gold Medal with USA Basketball

Snatching up what seemed like every rebound, former Wildcat DeMarcus Cousins also hauled in the first Olympic gold medal of his career with a strong performance in the championship game of the 2016 Olympics.

With a gold medal on the line, Cousins saved his best for last for USA Basketball. Coming off the bench for a third straight game, Cousins set the tempo early by dominating the paint, sparking Team USA to a 40-15 first-half run, and ultimately to a 96-66 rout of Serbia.

Cousins played as well as he has all tournament, posting 13 points and a game-high 15 rebounds for his third double-digit scoring game of the Olympics. He had 11 points and 12 rebounds by halftime.

The 6-foot-11 forward, who was drafted fifth overall in 2010 after a sensational freshman season at Kentucky, averaged 9.1 points and 5.8 rebounds in eight games at the Olympics. He shot 61.4 percent from the floor, only shooting less than 50 percent in one game during the run.

Cousins is the 10th Wildcat all-time to compete in the Olympics and win a gold medal (not counting Sam Bowie, who was awarded a medal by President Jimmy Carter after the United States boycotted the 1980 Moscow Games), tied with North Carolina and UCLA for the most among all colleges. Cousins is also the third former UK player in a row to win a gold medal. Anthony Davis captured the gold at the last Olympics, in 2012, and Tayshaun Prince was a part of the 2008 gold-medal team. Cousins is the second John Calipari player to win a gold medal, joining Davis.

A Winning Institution

Both the UK men's and women's basketball teams posted a seventh straight 20-win season in 2015-16. Kentucky is one of just three institutions (UK, BYU and Duke) in the NCAA that have seen both their men's and women's basketball programs tally 20 or more wins in seven consecutive seasons.

UK's men's team had 27 total wins last season, while the women won 25.



UK'S RECORD WHEN

KENTUCKY RECORD	ALL	SEC
Leading at halftime:	17-2	7-0
Tied at the half:	1-0	1-0
Trailing at halftime:	0-2	0-1
Shoot 50% or higher:	14-0	7-0
Shoot less than 50%:	4-4	1-1
Shoot higher % than opp.:	16-0	6-0
Shoot lower % than opp.:	2-4	2-1
Opp. shoot worse than 50%:	16-2	7-1
Opp. shoot 50% or higher:	2-2	1-0
Score less than 60 points:	0-0	0-0
Score 60-69 points:	1-0	0-0
Score 70-79 points:	0-2	0-0
Score 80-89 points:	5-1	3-1
Score 90-99 points:	7-1	4-0
Score 100+ points:	5-0	1-0
Opp. score less than 60 pts.:	3-0	1-0
Opp. score 60-69 pts.:	5-0	1-0
Opp. score 70-79 pts.:	6-2	3-0
Opp. score 80-89 points:	3-1	3-1
Opp. score 90-99 points:	0-1	0-0
Opp. score 100+ points:	1-0	0-0
Outrebounded opponent:	14-2	7-1
Outrebounded by opponent:	4-2	1-0
Equal number of rebounds:	0-0	0-0
Fewer turnovers than opp.:	13-2	4-0
Same turnovers as opp.:	1-0	1-0
More turnovers than opp.:	4-2	3-1
Make 8 or more 3-pointers:	9-2	5-0
Make 7 or fewer 3-pointers:	9-2	3-1
Games decided by 5 or fewer:	1-3	0-1
Overtime games:	1-0	1-0
On CBS:	1-1	0-0
On ESPN/ESPN2/ESPNU:	13-3	8-1
On Fox Sports1:	0-0	0-0
On SEC Network/(+):	4-0	0-0
On FSN:	0-0	0-0
vs. SEC at Home:	5-0	5-0
vs. SEC on Road:	3-1	3-1
Games vs. AP ranked opp.:	3-3	1-0
Games following a loss:	3-1	2-0
Games following a win:	14-3	6-1
More points in the paint:	12-1	4-0
Fewer/same pts in the paint:	6-3	4-1
More bench points than opp.:	11-2	6-0
Fewer or same bench pts.:	7-2	2-1
More 2nd-chance points:	11-2	5-1
Fewer or same 2nd-chance pts.:	7-2	3-0
More or same points off TOs:	17-2	8-0
Fewer points off TOs:	1-2	0-1
On Monday:	1-0	0-0
On Tuesday:	5-1	4-1
On Wednesday:	2-1	0-0
On Thursday:	1-0	1-0
On Friday:	2-0	0-0
On Saturday:	4-2	3-0
On Sunday:	3-0	0-0
In November:	7-0	0-0
In December:	4-2	1-0
In January:	7-1	7-0
In February:	0-0	0-0
In March:	0-0	0-0
In April:	0-0	0-0

MISCELLANEOUS STATS

Player	Times Led					Games With									
	Pts.	Rebs.	Assts.	Stls.	Blks.	10+ Pts	20+ Pts	10+ Rebs	3+Assts	3+Blks	3+Stls	3+ 3's	Dbl-Dbls	Career DD	
0-Fox	5	2	12	11	1	18	7	1	17	-	4	-	4	4	
1-Killeya-Jones	-	-	-	-	3	1	-	-	-	-	-	-	-	-	
3-Adebayo	1	9	-	4	11	19	2	3	1	6	1	-	3	3	
5-Monk	14	1	1	6	1	22	13	-	8	-	2	12	-	-	
10-David	-	-	-	-	-	-	-	-	-	-	-	-	-	-	
11-Mulder	-	1	-	-	1	4	-	-	-	-	-	3	-	-	
13-Briscoe	3	7	8	5	1	18	5	3	15	1	3	1	3	5	
14-Wynyard	-	-	-	-	-	-	-	-	-	-	-	-	-	-	
15-Humphries	-	3	-	1	4	-	-	-	-	1	1	-	-	-	
20-Calipari	-	-	-	-	1	-	-	-	-	-	-	-	-	-	
25-Hawkins	-	-	2	1	-	-	-	-	7	-	-	-	-	-	
30-Pulliam	-	-	-	-	-	-	-	-	-	-	-	-	-	-	
32-Gabriel	-	4	-	2	8	6	-	2	2	2	1	2	1	1	
35-Willis	1	3	-	1	7	8	-	-	2	1	-	3	-	2	

STARTING LINEUPS

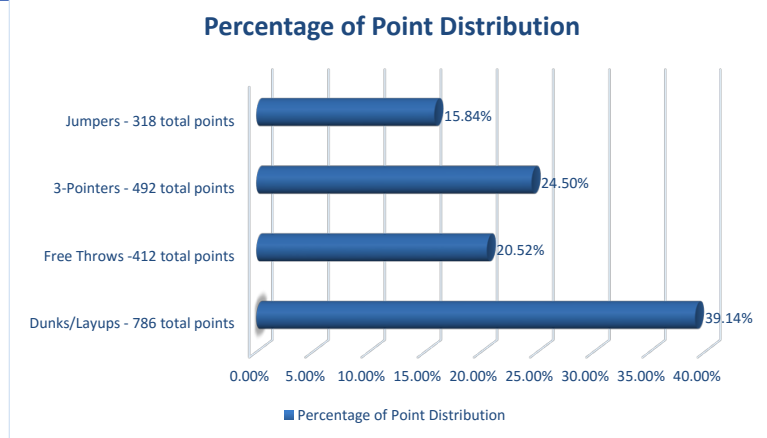
Record	Guard	Guard	Guard	Forward	Forward
11-4	Fox	Monk	Briscoe	Gabriel	Adebayo
4-0	Fox	Monk	Briscoe	Willis	Adebayo
1-0	Fox	Monk	Hawkins	Willis	Adebayo
1-0	Fox	Monk	Hawkins	Gabriel	Adebayo
1-0	Briscoe	Monk	Willis	Adebayo	Humphries

TRACKING THE CATS

Player	Games With			Total Clutch FT-FTA (Last 5:00/OT)*
	Charges Drawn	UK's First Sub	Traditional 3-Point Plays	
0-Fox	-	-	10	7-10 (.700)
1-Killeya-Jones	-	-	1	0-0 (.000)
3-Adebayo	-	-	6	11-16 (.688)
5-Monk	1	-	9	11-15 (.733)
10-David	-	-	-	0-0 (.000)
11-Mulder	-	-	1	0-0 (.000)
13-Briscoe	6	-	6	8-10 (.800)
14-Wynyard	-	-	-	0-0 (.000)
15-Humphries	-	6	2	0-0 (.000)
20-Calipari	-	-	-	0-0 (.000)
25-Hawkins	6	4	3	0-0 (.000)
30-Pulliam	-	-	-	0-0 (.000)
32-Gabriel	8	5	2	0-0 (.000)
35-Willis	-	13	2	1-2 (.500)

*single-digit game with 5:00 to play or OT

HOW THE CATS ARE SCORING



WIN/LOSS MARGIN

MARGIN	W	L
1		
2		1
3	1	1
4		
5		1
6	1	1
7	1	
8		
9	1	
10		
11-15		
16-20	2	
21+	12	

TEAM'S FAST FACTS

Shooting Percentage:	.491
Avg. Assists Per Game:	17.5
Points Off Turnovers Avg.:	20.3
Second-Chance Points Avg.:	14.5
Points in the Paint Avg.:	41.6
Fast Break Points Avg.:	12.7
Bench Points Avg.:	21.2
Points Per Possession Avg.:	1.184
Avg. Time of Possession:	14.4

HOW UK SCORED ITS FIRST POINTS

PLAYER	DUNK/LAYUP	JUMPER	3PT	FT
0-Fox	4			2
1-Killeya-Jones				
3-Adebayo				1
5-Monk		4		
10-David				
11-Mulder				
13-Briscoe	2		1	2
14-Wynyard				
15-Humphries				
20-Calipari				
25-Hawkins				
30-Pulliam				
32-Gabriel	2	2	1	
35-Willis		1		





GAME-BY-GAME LEADERS

Date	Opponent	Result	Points	Rebounds	Blocks	Steals	Assists
10/30	Clarion #	W, 108-51	Monk - 15	Adebayo - 14^	Willis - 2^	Two with 4^	Briscoe - 11^
11/6	Asbury #	W, 156-63	Fox - 25^	Humphries - 12^	Killeya-Jones - 4^	Two with 4^	Two with - 7^
11/11	STEPHEN F. AUSTIN	W, 87-64	Briscoe - 17^	Humphries - 8	Two with 3^	Two with 3^	Fox - 12^
11/13	CANISIUS	W, 93-69	Two with 21 ^	Adebayo - 11^	Adebayo - 3^	Hawkins - 2	Fox - 3^
11/15	vs. #13 Michigan State ¹	W, 69-48	Monk - 23^	Two with 6	Two with 2	Gabriel - 3^	Fox - 6^
11/20	DUQUESNE	W, 93-59	Fox - 16^	Adebayo - 8	Three with 2^	Briscoe - 4^	Fox - 6^
11/23	CLEVELAND STATE	W, 101-70	Monk - 23	Gabriel - 10^	Six with 1^	Two with 2^	Fox - 11^
11/25	UT MARTIN	W, 111-76	Monk - 26^	Adebayo - 12^	Humphries - 2^	Fox - 3^	Hawkins - 9^
11/28	vs. Arizona State ²	W, 115-69	Monk - 23^	Fox - 11^	Adebayo - 3^	Briscoe - 3^	Fox - 10^
12/3	#11 UCLA	L, 97-92	Monk - 24^	Adebayo - 13^	Adebayo - 4^	Monk - 5^	Fox - 9^
12/7	VALPARAISO	W, 87-63	Adebayo - 16	Three with 7	Gabriel - 3^	Briscoe - 2	Fox - 5^
12/11	vs. Hofstra ³	W, 96-73	Monk - 18^	Willis - 8^	Three with 2^	Willis - 2^	Briscoe - 6^
12/17	vs. #7 North Carolina ⁴	W, 103-100	Monk - 47^	Two with 7^	Two with 1^	Fox - 2^	Fox - 10^
12/21	at #10 Louisville	L, 73-70	Fox - 21	Two with 9^	Two with 2^	Fox - 2^	Two with 3
12/29	at Ole Miss	W, 99-76	Monk - 34^	Briscoe - 10	Adebayo - 3^	Two with 3^	Briscoe - 11^
1/3	TEXAS A&M	W, 100-58	Monk - 26^	Humphries - 6^	Adebayo - 3^	Adebayo - 3^	Briscoe - 7^
1/7	ARKANSAS	W, 97-71	Fox - 27^	Briscoe - 8^	Two with 2^	Three with 1^	Fox - 6^
1/10	at Vanderbilt	W, 87-81	Briscoe - 23^	Three with 7	Gabriel - 1^	Two with 1^	Briscoe - 5^
1/14	AUBURN	W, 92-72	Monk - 24^	Gabriel - 16^	Adebayo - 3^	Three with 1^	Monk - 6^
1/17	at Mississippi State	W, 88-81	Fox - 21	Gabriel - 8^	Gabriel - 3^	Briscoe - 2	Fox - 5^
1/21	#24/24 S. CAROLINA	W, 85-69	Monk - 27	Willis - 7^	Humphries - 2^	Hawkins - 7^	Adebayo - 2^
1/24	at Tennessee	L, 82-80	Monk - 25^	Briscoe - 14^	Three with 3	Fox - 2	Briscoe - 5
1/28	#2/1 KANSAS	L, 79-73	Two with 18	Two with 8	Willis - 2^	Two with 2^	Briscoe - 6^
1/31	GEORGIA	W, 90-81	Monk - 37^	Briscoe - 11	Monk - 3^	Monk - 3^	Briscoe - 8^
2/4	at Florida						
2/7	LSU						
2/11	at Alabama						
2/14	TENNESSEE						
2/18	at Georgia						
2/21	at Missouri						
2/25	FLORIDA						
2/28	VANDERBILT						
3/4	at Texas A&M						

^ - Game Leader

Times Led Points

Times Led Rebounds

Times Led Blocks

Times Led Steals

Times Led Assists

- 1 - New York (Champions Classic)
- 2 - Bahamas
- 3 - Brooklyn, N.Y.
- 4 - Las Vegas (CBS Sports Classic)
- * - SEC Tournament (Nashville, Tenn.)
- + - NCAA Tournament (Des Moines, Iowa)
- # - exhibition contest

Monk - 14
 Fox - 5
 Briscoe - 3
 Adebayo - 1
 Willis - 1

Adebayo - 9
 Briscoe - 7
 Gabriel - 4
 Humphries - 3
 Willis - 3
 Fox - 2
 Monk - 1
 Mulder - 1

Adebayo - 11
 Gabriel - 8
 Willis - 7
 Humphries - 4
 Killeya-Jones - 3
 Briscoe - 1
 Calipari - 1
 Monk - 1
 Mulder - 1

Fox - 11
 Monk - 6
 Briscoe - 5
 Adebayo - 4
 Gabriel - 2
 Hawkins - 1
 Humphries - 1
 Willis - 1

Fox - 12
 Briscoe - 8
 Hawkins - 2
 Monk - 1



THE LAST TIME ...

INDIVIDUALS

SCORING

Scored 25 points: Malik Monk (37) vs. Georgia, 1/31/17

Scored 30 points: Malik Monk (37) vs. Georgia, 1/31/17

Scored 35 Points: Malik Monk (37) vs. Georgia, 1/31/17

Scored 40 points: Malik Monk (47) vs. North Carolina, 12/17/16

Scored 45 points: Malik Monk (47) vs. North Carolina, 12/17/16

Scored 50 points: Jodie Meeks (54) at Tennessee, 1/13/09

Two players had 20 points: Malik Monk (37), Isaiah Briscoe (23) vs. Georgia, 1/31/17

Three players had 20 points: DeMarcus Cousins (27)/John Wall (21)/Patrick Patterson (20) vs. Sam Houston State, 11/19/09

Two players had 30 points: Patrick Patterson (33) and Jodie Meeks (32) vs. Tennessee State, 12/22/08

Scored 20 points in two straight games: Malik Monk (2) 1/21/17 - 1/24/17

Scored 20 points in six straight games: Malik Monk (4) 11/23/16 - 12/3/16

Scored 20 points in four straight games: Malik Monk (4) 11/23/16 - 12/3/16

Scored 20 points in five straight games: Jamal Murray (12) 2/2/16 - 3/12/16

Scored 20 points in six straight games: Jamal Murray (12) 2/2/16 - 3/12/16

Scored 20 points in seven straight games: Jamal Murray (12) 2/2/16 - 3/12/16

Scored 20 points in eight straight games: Jamal Murray (12) 2/2/16 - 3/12/16

Scored 20 points in nine straight games: Jamal Murray (12) 2/2/16 - 3/12/16

Scored 20 points in 10 straight games: Jamal Murray (12) 2/2/16 - 3/12/16

Scored 20 points in 11 straight games: Jamal Murray (12) 2/2/16 - 3/12/16

Scored 20 points in 12 straight games: Jamal Murray (12) 2/2/16 - 3/12/16

Scored 20 points in 15 straight games: Dan Issel (18) 12/1/69 - 2/7/70

Scored 25 points in three straight games: Tayshaun Prince (3) 3/11/01-3/17/01

Scored 30 points in two straight games: Jodie Meeks vs. Appalachian State (46) 12/20/08; vs. Tennessee State (32) 12/22/08

Scored 30 points in three straight games: Dan Issel (6) 2/14/70 - 3/2/70

Scored in double figures in 10 straight games: Malik Monk (22) 11/11/16-1/31/17

Scored in double figures in 15 straight games: Malik Monk (22) 11/11/16-1/31/17

Scored in double figures in 20 straight games: Malik Monk (22) 11/11/16-1/31/17

Scored in double figures in 25 straight games: Jamal Murray (34) 11/17/15 - 3/19/16

Scored in double figures in 30 straight games: Jamal Murray (34) 11/17/15 - 3/19/16

Scored in double figures in 33 straight games: Jamal Murray (34) 11/17/15 - 3/19/16

Scored in double figures in 34 straight games: Jamal Murray (34) 11/17/15 - 3/19/16

Scored in double figures in 35 straight games: Kenny Walker (36) 11/14/85 - 3/22/86

Five players scored in double figures: Derek Willis (18), Malik Monk (18), Isaiah Briscoe (12), Bam Adebayo (10), De'Aaron Fox (0) vs. Kansas, 1/28/17

Six players scored in double figures: Malik Monk (23), Isaiah Briscoe (20), De'Aaron Fox (14), Bam Adebayo (12), Derek Willis (11), Wenyen Gabriel (10) vs. Arizona State, 11/28/16

Seven players scored in double figures: Randolph Morris (17), Kelenna Azubuike

(15), Patrick Sparks (14), Chuck Hayes (12), Rajon Rondo (11), Ravi Moss (10) and Ramel Bradley (10) vs. Mississippi State 2/19/05,

Four players with 15 or more points: Malik Monk (26), De'Aaron Fox (16), Bam Adebayo (15), Wenyen Gabriel (15) vs. UT Martin, 11/25/16

DOUBLE-DOUBLES

Double-double: Isaiah Briscoe (23 points, 11 rebounds) vs. Georgia, 1/31/17

Triple-double: Isaiah Briscoe (19 points, 11 rebounds, 10 assists) at Ole Miss, 12/29/16

20-10 (rebs) game: Isaiah Briscoe (23 points, 11 rebounds) vs. Georgia, 1/31/17

20-10 (assts) game: De'Aaron Fox (24 points, 10 assists) vs. North Carolina, 12/17/16

20-15 game: Julius Randle (23 points, 15 rebounds) vs. UNC Asheville, 11/8/13

30-10 game: Tayshaun Prince (33 points, 11 rebounds) vs. Tennessee State, 12/22/98

Back-to-back 20-10 games: Julius Randle (3) 11/8/13 - 11/10/13

Three straight 20-10 games: Julius Randle (3) 11/8/13 - 11/12/13

Double-double in points and rebs.: Isaiah Briscoe (23 points, 11 rebounds) vs. Georgia, 1/31/17

Double-double in points and assists: Isaiah Briscoe (19 points, 10 assists) at Ole Miss, 12/29/16

Double-double in points and blocks: Never

Double-double in points and steals: Never

Double-double in two consecutive games: Tyler Ulis (19 pts, 11 assts) at Florida, (3/5/16), (14 pts, 14 assts) vs. LSU, 3/5/16)

Double-double in three consecutive games: - Julius Randle (19p, 15r) vs. Kansas State, 3/21/14; (13 p, 10 r), vs. Wichita State, 3/23/14; (15 p, 12 r), vs. Louisville, 3/28/14; (16 p, 11 r), vs. Michigan, 3/30/14

Double-double in four consecutive games: Julius Randle (19p, 15r) vs. Kansas State, 3/21/14; (13 p, 10 r), vs. Wichita State, 3/23/14; (15 p, 12 r), vs. Louisville, 3/28/14; (16 p, 11 r), vs. Michigan, 3/30/14

Double-double in five consecutive games: Julius Randle (14p, 10r) at Arkansas, (2/27/14); (10p, 15r) at South Carolina (3/1/14); (12 p, 11 r) vs. Alabama, (3/4/14); (16 p, 10 r) at Florida, (3/8/14); (17 p, 16 r) vs. LSU, (3/14/14); (12 p, 11 r) vs. Georgia, (3/15/14)

Double-double in six consecutive games: Julius Randle (14p, 10r) at Arkansas, (2/27/14); (10p, 15r) at South Carolina (3/1/14); (12 p, 11 r) vs. Alabama, (3/4/14); (16 p, 10 r) at Florida, (3/8/14); (17 p, 16 r) vs. LSU, (3/14/14); (12 p, 11 r) vs. Georgia, (3/15/14)

Double-double in seven consecutive games: Julius Randle (7) 11/18/13-11/27/13

Double-double in 10 consecutive games: Jim Andrews, 1972-73 season

Two players record double-doubles: De'Aaron Fox (16 points, 11 assists), Wenyen Gabriel (10 points, 10 rebounds) vs. Cleveland State, 11/23/16

Three players record double-doubles: DeMarcus Cousins (19 pts, 14 rebs)/Patrick Patterson (19 pts, 10 rebs)/John Wall (18 pts, 10 rebs) at Mississippi State, 2/16/10

Four players record double-doubles: Jack Givens (30 pts, 13 rebs)/Kyle Macy (16 pts, 10 assts)/Mike Phillips (22 pts, 18 rebs)/Rick Robey (23 pts, 13 rebs) vs. Southern Methodist, 11/26/77

Five players record double-doubles: Never

FIELD GOALS

Made 12 FG in a game: Bam Adebayo (12) at Ole Miss, 12/29/16

Made 15 FG in a game: Malik Monk (18) vs. North Carolina, 12/17/16

Made 16 FG in a game: Malik Monk (18) vs. North Carolina, 12/17/16

Made 17 FG in a game: Malik Monk (18) vs. North Carolina, 12/17/16

Made 18 FG in a game: Malik Monk (18) vs. North Carolina, 12/17/16

Made 19 FG in a game: Dan Issel (19) vs. Alabama, 2/23/70

Made 20 FG in a game: Dan Issel (23) vs. Ole Miss, 2/7/70

Made 21 FG in a game: Dan Issel (23) vs. Ole Miss, 2/7/70

Made 22 FG in a game: Dan Issel (23) vs. Ole Miss, 2/7/70

Made 23 FG in a game: Dan Issel (23) vs. Ole Miss, 2/7/70

Attempted 17 FG in a game: Malik Monk (21) vs. Georgia, 1/31/17

Attempted 18 FG in a game: Malik Monk (21) vs. Georgia, 1/31/17

Attempted 19 FG in a game: Malik Monk (21) vs. Georgia, 1/31/17

Attempted 20 FG in a game: Malik Monk (21) vs. Georgia, 1/31/17

Attempted 25 FG in a game: Malik Monk (28) vs. North Carolina, 12/17/16

3-POINTERS

Made 5 3-pointers in a game: Malik Monk (7) vs. Georgia, 1/31/17

Made 6 3-pointers in a game: Malik Monk (7) vs. Georgia, 1/31/17

Made 7 3-pointers in a game: Malik Monk (7) vs. Georgia, 1/31/17

Made 8 3-pointers in a game: Malik Monk (8) vs. North Carolina, 12/17/16

Made 9 3-pointers in a game: Jodie Meeks (10) at Tennessee, 1/13/09

Made 10 3-pointers in a game: Jodie Meeks (10) at Tennessee, 1/13/09

Made 11 3-pointers in a game: Never

Attempted 10 3-pointers in a game: Malik Monk (11) vs. Georgia, 1/31/17

Attempted 15 3-pointers in a game: Jodie Meeks (15) at Tennessee, 1/13/09

Attempted 16 3-pointers in a game: Derrick Miller (16) vs. LSU 2/15/90

Attempted 17 3-pointers in a game: Derrick Miller (19) vs. Kansas 12/6/89

Attempted 18 3-pointers in a game: Derrick Miller (19) vs. Kansas 12/6/89

Attempted 19 3-pointers in a game: Derrick Miller (19) vs. Kansas 12/6/89

Made a 3-pointer in 10 straight games: Malik Monk (14), 11/11/16-1/3/17

Made a 3-pointer in 15 straight games: Jamal Murray (36), 11/13/15 - 3/19/16, Derek Willis (17), 1/12/16 - 3/17/16

Made a 3-pointer in 20 straight games: Jamal Murray (36), 11/13/15 - 3/19/16

Made a 3-pointer in 30 straight games: Jamal Murray (36), 11/13/15 - 3/19/16

Made two 3-pointers in 10 straight games: Jamal Murray (17), 1/23/16 - 3/17/16

Made three 3-pointers in 10 straight games: Gerald Fitch (20) 1/14/03 - 3/23/03

Made three 3-pointers in 15 straight games: Gerald Fitch (20) 1/14/03 - 3/23/03

Made three 3-pointers in 20 straight games: Gerald Fitch (20) 1/14/03 - 3/23/03

Made three 3-pointers in 25 straight games: Keith Bogans (29) 3/14/02 - 2/26/03

FREE THROWS

Made 8 FT in a game: Malik Monk (10), Isaiah Briscoe (11) vs. Georgia, 1/31/17

Made 9 FT in a game: Malik Monk (10), Isaiah Briscoe (11) vs. Georgia, 1/31/17

Made 10 FT in a game: Malik Monk (10), Isaiah Briscoe (11) vs. Georgia, 1/31/17

Made 11 FT in a game: Isaiah Briscoe (11) vs. Georgia, 1/31/17

Made 12 FT in a game: Tyler Ulis (12) at Tennessee, 2/2/16

Made 13 FT in a game: Tyler Ulis (14) at Arkansas, 1/21/16

Made 14 FT in a game: Tyler Ulis (14) at Arkansas, 1/21/16

Made 15 FT in a game: Rodrick Rhodes (16) vs. Ole Miss 1/18/95

Made 16 FT in a game: Rodrick Rhodes (16) vs. Ole Miss 1/18/95

Made 17 FT in a game: Dwight Anderson (18) vs. Mississippi State 2/12/79

Made 18 FT in a game: Dwight Anderson (18) vs. Mississippi State 2/12/79

Attempted 10 FT in a game: Malik Monk (14), Isaiah Briscoe (15) vs. Georgia, 1/31/17

Attempted 15 FT in a game: Isaiah Briscoe (15) vs. Georgia, 1/31/17

Attempted 20 FT in a game: Heshimu Evans (20) vs. Ole Miss 3/5/99

REBOUNDS

15 Rebs: Wenyen Gabriel (16) vs. Auburn, 1/14/17

16 Rebs: Wenyen Gabriel (16) vs. Auburn, 1/14/17

20 Rebs: Jared Prickett (20) vs. Arkansas 2/9/94

25 Rebs: Mike Phillips (28) vs. Tennessee 1/10/76

30 Rebs: Cotton Nash (30) vs. Ole Miss 2/8/64

34 Rebs: Bob Burrow (34) vs. Temple 12/10/55

10+ Rebs in three consecutive games: Julius Randle (4) 3/21/14 - 3/30/14

10+ Rebs in four consecutive games: Julius Randle (4) 3/21/14 - 3/30/14

10+ Rebs in five consecutive games: Julius Randle (10) 2/12/14 - 3/15/14

10+ Rebs in six consecutive games: Julius Randle (10) 2/12/14 - 3/15/14

10+ Rebs in seven consecutive games: Julius Randle (10) 2/12/14 - 3/15/14

10+ Rebs in eight consecutive games: Julius Randle (10) 2/12/14 - 3/15/14

10+ Rebs in nine consecutive games: Julius Randle (10) 2/12/14 - 3/15/14

10+ Rebs in 10 consecutive games: Julius Randle (10) 2/12/14 - 3/15/14

Two players had 10 rebounds: Derek Willis (12) and Tyler Ulis (10) at Auburn, 1/16/16

Three players had 10 rebounds: Michael Kidd-Gilchrist (19), Terrence Jones (11), Anthony Davis (10) vs. Louisville, 12/31/11

THE LAST TIME ...

ASSISTS

- 6 assists:** Isaiah Briscoe (8) vs. Georgia, 1/31/17
- 7 assists:** Isaiah Briscoe (8) vs. Georgia, 1/31/17
- 8 assists:** Isaiah Briscoe (8) vs. Georgia, 1/31/17
- 9 assists:** Isaiah Briscoe (11) at Ole Miss, 12/29/16
- 10 assists:** Isaiah Briscoe (11) at Ole Miss, 12/29/16
- 11 assists:** Isaiah Briscoe (11) at Ole Miss, 12/29/16
- 12 assists:** De'Aaron Fox (12) vs. Stephen F. Austin, 11/11/16
- 13 assists:** Tyler Ullis (14) vs. LSU, 3/5/16
- 14 assists:** Tyler Ullis (14) vs. LSU, 3/5/16
- 15 assists:** John Wall (16) vs. Hartford, 12/29/09
- 16 assists:** John Wall (16) vs. Hartford, 12/29/09
- 5+ assists in four consecutive games:** De'Aaron Fox (6) 11/15/16 - 12/3/16
- 8+ assists in two consecutive games:** De'Aaron Fox (2) 11/25/16 - 12/3/16

BLOCKS

- 4 blocks:** Bam Adebayo (4) vs. UCLA, 12/3/16
- 5 blocks:** Skal Labissiere (6) vs. Stony Brook, 3/17/16
- 6 blocks:** Skal Labissiere (6) vs. Stony Brook, 3/17/16
- 7 blocks:** Karl-Anthony Towns (7) vs. Vanderbilt, 1/20/15
- 8 blocks:** Willie Cauley-Stein (9) vs. Boise State, 12/10/13
- 9 blocks:** Willie Cauley-Stein (9) vs. Boise State, 12/10/13
- 10 blocks:** Nerlens Noel (12) at Ole Miss, 1/29/13
- 11 blocks:** Nerlens Noel (12) at Ole Miss, 1/29/13
- 12 blocks:** Nerlens Noel (12) at Ole Miss, 1/29/13

STEALS

- 4 steals:** Malik Monk (5) vs. UCLA, 12/3/16
- 5 steals:** Malik Monk (5) vs. UCLA, 12/3/16
- 6 steals:** Tyler Ullis (6) vs. Ole Miss, 1/2/16
- 7 steals:** Rajon Rondo (8) vs. Mississippi State, 2/19/05
- 8 steals:** Rajon Rondo (8) vs. Mississippi State, 2/19/05

MINUTES

- Played every minute:** Isaiah Briscoe (45) vs. Georgia, 1/31/17
- Played 40+ minutes:** Malik Monk (44), Isaiah Briscoe (45) vs. Georgia, 1/31/17
- Played more than 50 minutes:** Patrick Patterson (50) vs. Vanderbilt, 1/12/08

FOULS

- Fouled put:** Isaac Humphries at Mississippi State, 1/17/16
- Two players fouled out:** Isaiah Briscoe and Alex Poythress at Florida, 3/1/16
- Three players fouled out:** Skal Labissiere, Marcus Lee, Alex Poythress, Derek Willis at Kansas, 1/30/16
- Four players fouled out:** Skal Labissiere, Marcus Lee, Alex Poythress, Derek Willis at Kansas, 1/30/16
- Technical foul:** Malik Monk and Isaiah Briscoe at Mississippi State, 1/17/17

TEAM

STARTS

- Started four freshmen:** Bam Adebayo, De'Aaron Fox, Wenyen Gabriel, Malik Monk vs. Kansas, 1/28/17

Started five freshmen: Aaron Harrison, Andrew Harrison, Dakari Johnson, Julius Randle, James Young vs. Connecticut, 4/7/14

SCORING

- Scored 90 or more points:** 90 vs. Georgia, 1/31/17 (W, 90-81, OT)
- Scored 90 or more points (SEC game):** 90 vs. Georgia, 1/31/17 (W, 90-81, OT)
- Scored 100 or more points:** 100 vs. Texas A&M, 1/3/17 (W, 100-58)
- Scored 100 or more points (SEC game):** 100 vs. Texas A&M, 1/3/17 (W, 100-58)
- Scored 110 or more points:** 115 vs. Arizona State, 11/28/16 (W, 115-69)
- Scored 110 or more points (SEC game):** 110 vs. Auburn, 2/21/15 (W, 110-75)
- Scored 120 or more points:** 120 vs. Vanderbilt, 2/7/96 (W, 120-81)
- Scored 120 or more points (SEC game):** 120 vs. Vanderbilt, 2/7/96 (W, 120-81)
- Scored 130 or more points:** 143 vs. Georgia, 2/27/56 (W, 143-66)
- Scored 140 or more points:** 143 vs. Georgia, 2/27/56 (W, 143-66)
- Scored 150 or more points:** Never
- Scored less than 50 points:** 48 vs. Vanderbilt, 3/15/13 (L, 64-48)
- Scored 100 points in two consecutive games:** vs. Cleveland State (11/23/16), vs. UT Martin (11/25/16), vs. Arizona State (11/28/16)
- Scored 100 Points in three consecutive games:** vs. Cleveland State (11/23/16), vs. UT Martin (11/25/16), vs. Arizona State (11/28/16)
- Scored 100 points in consecutive SEC games:** 2/27/56-3/3/56

OPPONENT SCORING

- Allowed 90 or more points:** 100 vs. North Carolina, 12/17/16 (W, 103-100)
- Allowed 90 or more points (SEC game):** 90 by Georgia, 3/4/09 (L, 90-85)
- Allowed 100 or more points:** 100 vs. North Carolina, 12/17/16 (W, 103-100)
- Allowed 100 or more points (SEC game):** 101 by Arkansas, 2/10/93 (L, 101-94)
- Allowed less than 50 points:** 48 vs. Michigan State, 11/15/16 (W, 69-48)
- Allowed less than 50 points (SEC game):** 48 vs. Georgia, 2/9/16 (W, 82-48)

SHOOTING PERCENTAGES

- Shot 70% from the field:** .722 vs. Mississippi St., 2/15/86
- Shot 65% from the field:** .677 vs. LIU Brooklyn, 11/23/12
- Shot 30% or less from the field:** .281 at Texas A&M (1/10/15)
- Allowed 50% shooting:** .500 vs. Kansas, 1/28/17
- Allowed 60% shooting:** .640 by Florida, 3/4/07
- Allowed 20% or less shooting:** .197 by Montana State, 11/23/14 (12-61)
- Allowed 30% or less shooting:** .263 by Stony Brook, 3/17/16 (20-76)
- Held opponent to zero 3-pointers:** at Auburn, 1/19/13 (0-15)

FREE THROWS

- Shot 90% or better from FT line:** 90.0 (9-10) vs. Wisconsin (4/4/15)
- Shot 100% from FT Line:** 11-11 vs. Florida, 2/7/12
- Shot 50% or less from FT line:** .435 (10-23) at Vanderbilt, 2/27/16

- Attempted 40 FT:** vs. Arkansas (40), 1/7/17
- Attempted five or less FT:** vs. South Carolina (4) 1/21/06
- Made 30 FT:** 30 vs. Auburn, 3/14/15 (30-35)

3-POINTERS

- Hit 10 3-pointers:** 11 vs. Auburn, 1/14/17 (11-19)
- Hit 11 3-pointers:** 11 vs. Auburn, 1/14/17 (11-19)
- Hit 12 3-pointers:** 13 vs. Texas A&M, 1/3/17 (13-25)
- Hit 13 3-pointers:** 13 vs. Texas A&M, 1/3/17 (13-25)
- Hit 14 3-pointers:** 15 vs. Georgia, 3/1/12 (15-27)
- Hit 15 3-pointers:** 15 vs. Georgia, 3/1/12 (15-27)
- Hit 16 3-pointers:** 16 vs. UNC-Asheville, 12/23/96 (16-33)
- Hit 17 3-pointers:** 20 vs. LSU, 3/4/95 (20-35)
- Hit 18 3-pointers:** 20 vs. LSU, 3/4/95 (20-35)
- Hit 19 3-pointers:** 20 vs. LSU, 3/4/95 (20-35)
- Hit 20 3-pointers:** 20 vs. LSU, 3/4/95 (20-35)
- Hit 21 3-pointers:** 21 vs. North Carolina, 12/27/89 (21-48)
- Hit 22 3-pointers:** Never

SCORING MARGINS

- Won game by 50 points or more:** 58 vs. Montana State (W, 86-28) 11/23/14
- Won game by 60 points or more:** 62 vs. Vanderbilt (W, 106-44) 3/5/03
- Won game by 70 points or more:** 74 vs. Tennessee-Martin (W, 124-50) 11/26/94
- Lost game by 30 points or more:** 30 at Tennessee (L, 88-58) 2/16/13
- Lost game by 40 points or more:** 41 at Vanderbilt (L, 93-52) 2/12/08
- Lost game by 50 points or more:** 55 at Kansas (L, 150-95) 12/9/89
- Lost game by 60 points or more:** 70 vs. Central (L, 87-17) 1/28/1910
- Lost game by 70 points or more:** 70 vs. Central (L, 87-17) 1/28/1910
- Game decided by one point:** vs. Wisconsin, 4/5/14 (W, 74-73)
- Game decided by two points:** at Tennessee 1/24/17 (L, 82-80)
- Game decided by three points:** at Louisville, 12/21/16 (L, 73-70)
- Two consecutive games decided by one point:** vs. North Carolina (W, 73-72) 12/3/11 and at Indiana (L, 73-72) 12/10/11
- Three consecutive games decided by one point:** Never
- Two consecutive games decided by two points:** at Ole Miss (L, 71-69) 2/1/11 and Florida (L, 70-68) 2/5/11
- Came back from 10-point deficit for win:** W, 90-81 (OT) vs. Georgia. (1/31/17); Trailed by 14 at 19-5 (14:07 in 1st)
- Came back from 11-point deficit for win:** W, 90-81 (OT) vs. Georgia. (1/31/17); Trailed by 14 at 19-5 (14:07 in 1st)
- Came back from 12-point deficit for win:** W, 90-81 (OT) vs. Georgia. (1/31/17); Trailed by 14 at 19-5 (14:07 in 1st)
- Came back from 13-point deficit for win:** W, 90-81 (OT) vs. Georgia. (1/31/17); Trailed by 14 at 19-5 (14:07 in 1st)
- Came back from 14-point deficit for win:** W, 90-81 (OT) vs. Georgia. (1/31/17); Trailed by 14 at 19-5 (14:07 in 1st)
- Came back from 15-point deficit for win:** W, 72-70 vs. Miami (Ohio) (11/16/09); Trailed by 18 at 36-18 (7:04 in 1st)
- Came back from 16-point deficit for win:** W, 72-70 vs. Miami (Ohio) (11/16/09); Trailed by 18 at 36-18 (7:04 in 1st)
- Came back from 17-point deficit for win:** W, 72-70 vs. Miami (Ohio) (11/16/09); Trailed by 18 at 36-18 (7:04 in 1st)
- Came back from 18-point deficit for win:** W, 72-70 vs. Miami (Ohio) (11/16/09); Trailed by 18 at 36-18 (7:04 in 1st)

Came back from 19-point deficit for win: W, 80-77 vs. Florida (3/2/94); Trailed by 19 at 33-14 (7:00 in 1st)

Came back from 20-point deficit for win: W, 99-95 at LSU (2/15/94); Trailed by 31 at 68-37 (15:34 in 2nd)

Came back from 30-point deficit for win: W, 99-95 at LSU (2/15/94); Trailed by 31 at 68-37 (15:34 in 2nd)

Came back from 31-point deficit for win: W, 99-95 at LSU (2/15/94); Trailed by 31 at 68-37 (15:34 in 2nd)

REBOUNDS

- Pulled down 50 rebounds:** 59 (20-39) vs. Arizona State, 11/28/16
- Pulled down 55 rebounds:** 59 (20-39) vs. Arizona State, 11/28/16
- Pulled down 60 rebounds:** 62 (19-43) vs. Morehead State, 12/16/96

OVERTIME GAMES

- Played an overtime game:** vs. Georgia, 1/31/17 (W, 90-81 OT)
- Won an overtime game:** vs. Georgia, 1/31/17 (W, 90-81 OT)
- Played an SEC overtime game:** vs. Georgia, 1/31/17 (W, 90-81 OT)
- Won an SEC overtime game:** vs. Georgia, 1/31/17 (W, 90-81 OT)
- Lost an overtime game:** at Texas A&M, 2/20/16 (L, 79-77 OT)
- Lost an SEC overtime game:** at Texas A&M, 2/20/16 (L, 79-77 OT)
- Played an overtime game in SEC Tournament:** vs. Texas A&M, 3/13/16 (W, 82-77 OT)
- Won an overtime game in SEC Tournament:** vs. Texas A&M, 3/13/16 (W, 82-77 OT)
- Played two overtimes:** at Texas A&M, 1/10/15 (W, 70-64 2ot)
- Played three overtimes:** vs. Temple 12/7/57 (W, 85-83)
- Played four overtimes:** Never played four overtime game
- Played consecutive games that went to overtime:** 1/6/15 vs. Ole Miss (W, 89-86) and 1/10/15 at Texas A&M (70-64)





The **GREATEST** tradition in the history of college basketball.

FAST FACTS

Year Opened:	1976
First Game:	Nov. 27, 1976
All-Time Record:	557-66 (89.4)
Record Under Coach Cal:	130-6 (95.6)
Capacity:	23,000
Record Crowd:	24,479 (Jan. 20, 2010)
Longest Winning Streak:	54 (11/9/10-12/1/12)
Current Winning Streak:	1

YEAR-BY-YEAR RECORDS

Season	W-L	Pct.	Start
2016-17	11-2	.846	5-0
2015-16	17-0	1.000	17-0
2014-15	19-0	1.000	19-0
2013-14	16-2	.889	14-0
2012-13	16-2	.889	3-0
2011-12	18-0	1.000	18-0
2010-11	15-0	1.000	15-0
2009-10	18-0	1.000	18-0
2008-09	12-6	.667	3-0
2007-08	14-4	.778	1-0
2006-07	14-2	.875	10-0
2005-06	10-5	.667	4-0
2004-05	14-1	.933	7-0
2003-04	11-2	.846	3-0
2002-03	12-1	.923	1-0
2001-02	12-3	.800	0-1
2000-01	11-1	.917	0-1
1999-2000	14-0	1.000	14-0
1998-99	12-1	.923	6-0
1997-98	9-3	.750	4-0
1996-97	12-1	.923	12-0
1995-96	13-0	1.000	13-0
1994-95	12-1	.923	2-0
1993-94	13-1	.929	11-0
1992-93	16-0	1.000	16-0
1991-92	15-2	.882	1-0
1990-91	13-0	1.000	13-0
1989-90	13-2	.867	5-0
1988-89	8-6	.571	0-1
1987-88	14-2	.875	8-0
1986-87	13-2	.867	5-0
1985-86	18-0	1.000	18-0
1984-85	11-3	.786	1-0
1983-84	16-0	1.000	16-0
1982-83	14-1	.933	8-0
1981-82	15-1	.938	15-0
1980-81	15-0	1.000	15-0
1979-80	12-3	.800	6-0
1978-79	11-4	.733	3-0
1977-78	16-0	1.000	16-0
1976-77	12-2	.857	4-0
Total	557-66	.894	

NEED-TO-KNOW NOTES

Cats Rock at Rupp

UK has won 213 of its last 242 home games, including a 54-game winning streak in the venerable arena to begin the John Calipari era and a recent 42-game winning streak. All-time, the Wildcats are 557-66 (.894) in Rupp Arena.

Among the most notable marks of dominance in the nation's toughest venue to play include:

- The Wildcats are 298-40 (.882) in regular-season SEC games in the building
- Kentucky set a new program home record of 19 wins in 2014-15
- The Wildcats have gone undefeated at home in five of John Calipari's seven seasons, including 2014-15 and 2015-16
- Overall, UK has posted a perfect mark in 13 of Rupp Arena's 40 seasons

Cal Owns Longest Win Streaks in Rupp

With UK's 2011-12 season-opening victory over Marist, UK head coach John Calipari recorded his 34th consecutive win in Rupp Arena as UK's head coach. It broke former UK head coach Rick Pitino's longest streak of 33 games in the venue.

The winning streak reached as long as 54 games. Calipari didn't suffer his first loss in Rupp Arena until losing to Baylor in his fourth season. The 54-game run, however, was his longest career winning streak. He also had the second-longest streak in the arena as the Cats won 42 straight from March 4, 2014 to Nov. 25, 2016.

Pack the House

Kentucky has led the nation in average home attendance in 18 of the last 21 seasons, including a Rupp Arena record of 24,110 in John Calipari's first season (2009-10) as head coach.

- Kentucky averaged 23,362 fans during the 2015-16 season
- UK has averaged 23,000 or more fans in six of Calipari's seven seasons

The Top-Ranked Team at Home

Kentucky has lost just three times at home as the Associated Press top-ranked team in the history of the program and just twice in Rupp Arena. Prior to the loss to UCLA by three on Dec. 3, the other two losses came by just one point.

The Wildcats are 53-2 all-time as the AP No. 1 team in Rupp Arena since its opening in 1976. The first loss was to Auburn, 53-52, on Jan. 9, 1988.

Coach Cal in Rupp Arena

It's been downright difficult to beat the Wildcats at Rupp Arena during the John Calipari era. UK is 130-6 (.956) at Rupp Arena under Calipari.

- UK is 17-3 (.850) vs. ranked opponents in Rupp in the Calipari era
- The Wildcats are 113-3 (.974) vs. unranked teams in Rupp under Calipari
- UK is 68-3 (.958) at home vs. nonconference foes under Calipari
- Calipari notched his 100th career win at Rupp Arena as UK's coach with the Wildcats' 110-75 rout of Auburn on Feb. 21, 2014. It took Calipari just 104 games to reach the century mark at home, the fastest of any UK coach

Cal Passes Hall for Rupp Record

With a 101-70 victory over Cleveland State on Nov. 23, John Calipari passed former UK head coach Joe B. Hall for the wins in Rupp Arena history.

Calipari currently has 130 victories inside the historic venue. Hall won 122.

TOP 10 ATTENDANCES

No.	Att.	Opponent	Date	Result
1	24,479	Louisville	1/20/10	W, 71-62
2	24,468	North Carolina	12/5/09	W, 68-66
3	24,465	Florida	2/10/07	L, 64-61
4	24,459	Florida	2/4/03	W, 70-55
5	24,432	Louisville	12/17/05	W, 73-61
6	24,428	Florida	3/7/15	W, 67-50
7	24,425	Florida	2/15/14	L, 69-59
8	24,418	Kansas	1/28/17	L, 79-73
9	24,416	Arkansas	2/28/15	W, 84-67
10	24,414	LSU	3/5/16	W, 94-77

2016-17 ATTENDANCES

No.	Att.	Opponent	Date	Result
1	24,418	Kansas	1/28/17	L, 79-73
2	24,389	South Carolina	1/21/17	W, 85-69
3	24,372	Auburn	1/14/17	W, 92-72
4	24,322	Arkansas	1/7/17	W, 97-71
5	23,976	UCLA	12/3/16	L, 97-92
6	23,814	Georgia	1/31/17	W, 90-81 (OT)
7	23,455	Texas A&M	1/3/17	W, 100-58
8	23,324	UT Martin	11/15/16	W, 111-76
9	22,683	SFA	11/11/16	W, 87-64
10	22,441	Cleveland St.	11/23/16	W, 101-70

UK VS. AP RANKED FOES

In John Calipari Era (2009-Present)

47-20

vs. No. 2 Kansas	Jan. 28, 2017	L, 79-73
vs. No. 24 S. Carolina	Jan. 21, 2017	W, 85-69
at No. 10 Louisville	Dec. 21, 2016	L, 73-70
vs. No. 7 North Carolina (Las Vegas)	Dec. 17, 2016	W, 103-100
vs. No. 11 UCLA	Dec. 3, 2016	L, 97-92
vs. No. 13 Michigan St. (New York)	Nov. 15, 2016	W, 69-48
vs. No. 14 Indiana	March 19, 2016	L, 73-67
vs. No. 17 Texas A&M (SECT)	March 13, 2016	W, 82-77
at No. 4 Kansas	Jan. 30, 2016	L, 90-84
vs. No. 16 Louisville	Dec. 27, 2015	W, 75-73
vs. No. 5 Duke (Chicago)	Nov. 17, 2015	W, 74-63
vs. No. 3 Wisconsin (NCAA)	April 4, 2015	L, 71-64
vs. No. 8 Notre Dame (NCAA)	March 28, 2015	W, 68-66
vs. No. 20 W. Virginia (NCAA)	March 26, 2015	W, 78-39
vs. No. 18 Arkansas (SECT)	March 15, 2015	W, 78-63
vs. No. 18 Arkansas	Feb. 28, 2015	W, 84-67
at No. 4 Louisville	Dec. 27, 2014	W, 58-50
vs. No. 21 North Carolina	Dec. 13, 2014	W, 84-70
vs. No. 6 Texas	Dec. 5, 2014	W, 63-51
vs. No. 5 Kansas (Indianapolis)	Nov. 18, 2014	W, 72-40
vs. No. 18 UConn (NCAA)	April 7, 2014	L, 60-54
vs. No. 12 Notre Dame (NCAA)	April 5, 2014	W, 74-73
vs. No. 7 Michigan (NCAA)	March 30, 2014	W, 75-72
vs. No. 5 Louisville (NCAA)	March 28, 2014	W, 74-69
vs. No. 2 Wichita St. (NCAA)	March 23, 2014	W, 78-76
vs. No. 1 Florida (SECT)	March 16, 2014	L, 61-60
at No. 1 Florida	March 8, 2014	L, 84-65
vs. No. 3 Florida	Feb. 15, 2014	L, 69-59
vs. No. 4 Louisville	Dec. 28, 2013	W, 73-66
at No. 18 North Carolina	Dec. 14, 2013	L, 82-77
vs. No. 20 Baylor (Dallas)	Dec. 6, 2013	L, 67-62
vs. No. 2 Michigan St. (Chicago)	Nov. 12, 2013	L, 78-74
vs. No. 11 Florida	March 9, 2013	W, 61-57
at No. 7 Florida	Feb. 12, 2013	L, 69-52
at No. 16 Ole Miss	Jan. 29, 2013	W, 87-74
at No. 4 Louisville	Dec. 29, 2012	L, 80-77
vs. No. 9 Duke (Atlanta)	Nov. 13, 2012	L, 75-68
vs. No. 6 Kansas (NCAA)	April 2, 2012	W, 67-59
vs. No. 17 Louisville (NCAA)	March 31, 2012	W, 69-61
vs. No. 9 Baylor (NCAA)	March 25, 2012	W, 82-70
vs. No. 16 Indiana (NCAA)	March 23, 2012	W, 87-71
vs. No. 22 Florida	March 10, 2012	W, 74-71
at No. 16 Florida	March 4, 2012	W, 74-59
vs. No. 8 Florida	Feb. 7, 2012	W, 78-58
vs. No. 4 Louisville	Dec. 31, 2011	W, 69-62
vs. No. 5 North Carolina	Dec. 3, 2011	W, 73-72
vs. No. 12 Kansas (New York)	Nov. 15, 2011	W, 75-65
vs. No. 9 UConn (NCAA)	April 2, 2011	L, 56-55
vs. No. 7 N. Carolina (NCAA)	March 27, 2011	W, 76-69
vs. No. 1 Ohio State (NCAA)	March 25, 2011	W, 62-60
vs. No. 22 W. Virginia (NCAA)	March 19, 2011	W, 71-63
vs. No. 12 Florida (SECT)	March 13, 2011	W, 70-54
vs. No. 21 Vanderbilt	March 1, 2011	W, 68-66
vs. No. 13 Florida	Feb. 26, 2011	W, 76-68
at No. 21 Vanderbilt	Feb. 12, 2011	L, 81-77
at No. 22 Louisville	Dec. 31, 2010	W, 78-63
vs. No. 23 N. Dame (Louisville)	Dec. 8, 2010	W, 72-58
vs. No. 13 Washington (Maui)	Nov. 23, 2010	W, 74-67
vs. No. 6 W. Virginia (NCAA)	March 27, 2010	L, 73-66
vs. No. 15 Tennessee (SECT)	March 13, 2010	W, 74-45
at No. 19 Tennessee	Feb. 27, 2010	L, 74-65
at No. 17 Vanderbilt	Feb. 20, 2010	W, 58-56
vs. No. 12 Tennessee	Feb. 13, 2010	W, 73-62
vs. No. 25 Ole Miss	Feb. 2, 2010	W, 85-75
vs. No. 21 Vanderbilt	Jan. 30, 2010	W, 85-72
vs. No. 14 UConn (New York)	Dec. 9, 2009	W, 64-61
vs. No. 10 North Carolina	Dec. 5, 2009	W, 68-66

Calipari's Record at UK vs:

vs. No. 1	1-2
vs. Top 3	2-6
vs. Top 5	9-8
vs. Top 10	18-13
vs. Top 15	28-15
vs. Top 20	36-19
vs. Top 25	47-20
Home	17-3
Away	5-8
Neutral	25-9
SEC Tourney	4-1

First-Ballot Hall of Famer

Kentucky men's basketball coach John Calipari joined basketball's fraternity of legends in September 2015 after being elected to the Naismith Memorial Basketball Hall of Fame on the first ballot.

Calipari joined an elite group of basketball players and coaches in the Naismith Hall of Fame, considered to be one of the ultimate honors in the sport.

The Class of 2015 included Calipari, Dick Bevetta, Wildcat Louie Dampier, Lindsay Gaze, Tom Heinsohn, John Isaacs, Spencer Haywood, Lisa Leslie, Dikembe Mutombo, George Raveling and JoJo White.

Calipari Wins 200th Career Game at UK in Record Time

With a thrilling 75-73 victory over rival Louisville on Dec. 26, 2015, John Calipari captured his 200th career win at Kentucky faster than any coach in UK history -- and nearly faster than anyone has ever done it at any other school.

Calipari reached the 200-win plateau in his 240th career game at Kentucky. Rick Pitino, previously the fastest to 200 wins at UK prior to Calipari, didn't capture his 200th Wildcat win until his 249th game. The legendary Adolph Rupp reached 200 during his 250th game.

Not only did Calipari reach the 200-win mark in record pace at Kentucky, he also nearly set the all-time Division I mark. With the win over U of L, he became the second-fastest Division I men's basketball coach to reach 200 victories at a single school, behind only LIU-Brooklyn's Clair Bee, who achieved the feat in 231 games.

Calipari is one of just 11 head coaches in Division I men's basketball history with at least 200 victories at two different schools and just the fifth coach at Kentucky to reach the 200-win plateau.

He's currently the only coach in NCAA history with at least 189 victories at three different schools.

Here's a look at some of the more impressive numbers in Calipari's journey to 200 wins:

- UK beat Florida more than anyone else during the first 200 wins, defeating the Gators 11 times
- Likewise, Kentucky beat Louisville (eight times) more than any other nonconference opponent
- Calipari defeated 89 different Division I schools (25.4 percent) of current Division I schools) during the run
- A total of 176 wins came with UK ranked in the AP Top 25, and 66 of them were while UK was No. 1

UMass Raises Banner in Calipari's Honor

As part of a 20th anniversary celebration of the UMass men's basketball 1995-96 Final Four team, the UMass Department of Athletics honored John Calipari on Dec. 16, 2015, prior to its game against New Orleans by raising a banner into the rafters at the Mullins Center.

Calipari's banner joined the retired jerseys of five all-time Minutemen: George "Trigger" Burkey, Marcus Camby, Julius "Dr. J" Erving, Lou Roe and Al Skinner.

- Calipari began his head coaching career at UMass where he turned the Minutemen into a national powerhouse from 1988-96
- In addition to the 1995-96's team's 35-2 record and the Final Four appearance, Calipari led the Minutemen to the 1991-92 NCAA Sweet 16, the 1992-93 and 1993-94 NCAA second round, and the 1994-95 NCAA Elite Eight. UMass won five straight Atlantic 10 titles during that span as well

Nearly Unanimous

John Calipari collected nearly every major national coach of the year award after guiding the historic 2014-15 Wildcats to a perfect regular season and eventually a fourth Final Four appearance in five seasons. Among the awards Calipari won in 2014-15:

- Associated Press National Coach of the Year
- Naismith National Coach of the Year
- NABC National Coach of the Year
- The Sporting News National Coach of the Year
- Adolph Rupp National Coach of the Year
- SEC Coach of the Year
- 2015 USBWA District IV Coach of the Year

600 On-Court Victories

With a win over No. 5 Kansas on Nov. 18, 2014, John Calipari claimed his 600th on-court victory as a Division I head coach. He became the 13th active Division I coach to achieve the feat.

Calipari at No. 1

John Calipari is one of just two coaches (Frank McGuire) to lead three programs to a No. 1 ranking. With UK's No. 1 ranking in 2016-17, Calipari has guided six of his last eight and seven of his last 10 teams to the No. 1 ranking (and the ninth time he's done it overall).

When Coach Cal's teams have been at the top, they're been difficult to knock off:

- Calipari is 110-12 (.902) as the top-ranked Associated Press Top 25 coach in the country
- He's 69-7 (.908) when his team is at the top of the AP Top 25 as UK's head coach

AHEAD OF THE BARON OF THE BLUEGRASS

- Legendary coach Adolph Rupp won 876 career games while he was the coach of UK. He also led Kentucky to five NCAA titles during his 41-year tenure.
- John Calipari is ahead of the pace with the legend as far as victories to begin his career at UK. Also, Calipari (.822) is tied with Rupp (.822) in total UK career winning percentage.

Coach	Games	Record	Next Game (287th Game)
John Calipari	286	235-51	Jan. 31 vs. Georgia
Adolph Rupp	286	228-58	def. Ohio 51-35 (Feb. 26, 1944)
Tubby Smith	285	225-61	def. Louisville 73-61 (Dec. 17, 2005)
Rick Pitino	270	220-50	End of UK coaching career at 270th game
Joe B. Hall	286	217-69	def. LSU 76-65 (Jan. 25, 1982)



- Calipari tallied a 32-4 mark at UMass when the Minutemen were No. 1 and he was 9-1 at Memphis when he had the Tigers at the pinnacle of the rankings
- Calipari (110) trails only Duke's Mike Krzyzewski (193) in active coaches with victories as the No. 1 head coach
- Calipari has coached 122 career games as a No. 1 team, the fourth most in NCAA history, trailing John Wooden (228), Krzyzewski (233) and Adolph Rupp (131)
- Among coaches who have owned a No. 1 ranking in at least 119 games, Calipari's winning percentage of .902 trails only Wooden (.952), and is ahead of active coaches Krzyzewski (.870) and Roy Williams (.849)

There's No Place Like Home

Since the 2000 season, John Calipari-coached teams have posted a 283-24 (.922) record at home. At UK, Coach Cal is 130-6 (.956) in Rupp Arena.

In five of Calipari's eight seasons at Kentucky, the Wildcats have posted an undefeated record at home, including a school-record 19-0 mark during the 2014-15 season.

Calipari owns both of UK's longest winning streaks in the arena. He began his career at UK with a 54-game winning streak at Rupp Arena. It was the longest winning streak since the arena opening in 1976. With a win over Georgia on Feb. 9, 2016, he secured the second-longest streak in the storied building at 34 games.

Coach	Streak (Yrs)
1. John Calipari	54 (2010-13)
2. John Calipari	42 (2014-17)
3. Rick Pitino	33 (1992-94)
4. Joe B. Hall	30 (1981-82)
5. Rick Pitino	27 (1995-97)

Life on the Road Isn't So Bad Either

As good as John Calipari's team's have been at home, they're nearly as good in hostile environments on the road. Dating back to the 2005-06 season, Calipari has recorded a 83-36 (.697) record on the road.

Calipari Unrivaled in Conference

John Calipari has won 14 league championships (including the 2010, 2012, 2015 and 2016 SEC championships) seven more than the next-closest coach in the SEC (Ben Howland has seven conference titles). With a 2016 SEC Tournament championship, Calipari now owns 13 conference tournament titles, eight more than his closest competitor (Howland).

He's tallied a 311-92 (.772) all-time record within conference play as a head coach and owns a 103-25 (.805) record since joining the SEC.

30 is the new 20

With a home win vs. Tennessee on Feb. 18, 2016, John Calipari notched his 22nd consecutive season of 20 or more on-court wins as a collegiate head coach. He leads all active coaches with that streak, ahead of Mike Krzyzewski of Duke (20), Bill Self (18) and Jim Boeheim (17).

More impressive, Calipari has nine seasons with 30 or more on-court wins. Only Mike Krzyzewski (13) and Roy Williams (10) have more.

Calipari is the first coach in NCAA Division I history to record five straight on-court 30-win seasons, notching 30 straight in consecutive seasons from 2005-06 to 2009-10.

The Success Rate

John Calipari has graduated 100 percent of the players (14 of 14) who have been eligible to receive their diploma by the end of their senior years and exhausted their athletic eligibility. Of that group, Patrick Patterson, Jarrod Polson and Alex Poysthress completed their degrees in three years.

In the NCAA's APR, which measures eligibility, retention and graduation, UK has posted a single-year Academic Progress Rate of 977 or higher in every season under Calipari, including a perfect 1,000 in the last three single-year reports. Kentucky's four-year composite score in the most recent report, which was released in June, was a 1,000, earning the team an NCAA academic award for the second year in a row for finishing in the top 10 percent of Division I men's basketball programs.

Under Calipari, the team (scholarship competing players) has also posted a 3.0 grade-point average or better in seven of the last 12 semesters.

Dream Maker

As someone who prides himself on helping young men reach their dreams, Coach Cal has helped 39 players get selected in the NBA Draft during his college coaching career, including 28 over his first seven seasons at Kentucky, which is more than double any other coach.

- Four No. 1 overall selections (Derrick Rose, John Wall, Anthony Davis and Karl-Anthony Towns) during the nine drafts

CALIPARI AT NO. 1

Record as AP Top-Ranked Coach Since 2009-10

Coach	Schools	Records
1. John Calipari	Kentucky	69-7
2. Bill Self	Kansas	37-6
3. Mike Krzyzewski	Duke	28-5
4. Jay Wright	Villanova	15-3
5. Jim Boeheim	Syracuse	15-4
6. Tom Crean	Indiana	14-3
7. Thad Matta	Ohio State	13-2
8. Sean Miller	Arizona	12-1
9. Billy Donovan	Florida	11-1
10. Tom Izzo	Michigan State	9-2

Record as AP Top-Ranked Coach Active

Coach	Schools	Records
1. Mike Krzyzewski	Duke	193-29
2. John Calipari	UK, Memphis, UMass	110-12
3. Roy Williams	UNC, Kansas	95-18
4. Bill Self	Kansas	39-7
5. Bruce Weber	Illinois	30-2
6. Jim Boeheim	Syracuse	24-5
7. Thad Matta	Ohio State	22-3
8. Bob Huggins	Cincinnati	20-4
9. Jay Wright	Villanova	15-3
10. Tom Crean	Indiana	14-3

through games on Jan. 31, 2017

CALIPARI'S DRAFT PICKS

Player (School)	Round	Year (Overall)
Eric Bledsoe (UK)	First	2010 (18)
Devin Booker (UK)	First	2015 (13)
Antonio Burks (MEM)	Second	2004 (36)
Marcus Camby (UMASS)	First	1996 (2)
Rodney Carney (MEM)	First	2006 (16)
DeMarcus Cousins (UK)	First	2010 (5)
Willie Cauley-Stein (UK)	First	2015 (6)
Anthony Davis (UK)	First	2012 (1)
Joey Dorsey (MEM)	Second	2008 (33)
C. Douglas-Roberts (MEM)	Second	2008 (40)
Robert Dozier (MEM)	Second	2009 (60)
Tyreke Evans (MEM)	First	2009 (4)
Archie Goodwin (UK)	First	2013 (29)
Josh Harrellson (UK)	Second	2011 (45)
Andrew Harrison (UK)	Second	2015 (44)
Dakari Johnson (UK)	Second	2015 (48)
Terrence Jones (UK)	First	2012 (18)
Enes Kanter (UK)	First	2011 (3)
Michael Kidd-Gilchrist	First	2012 (2)
Brandon Knight (UK)	First	2011 (8)
Skal Labissiere (UK)	First	2016 (28)
Doron Lamb (UK)	Second	2012 (42)
DeAndre Liggins (UK)	Second	2011 (53)
Trey Lyles (UK)	First	2015 (12)
Darius Miller (UK)	Second	2012 (46)
Jamal Murray (UK)	First	2016 (7)
Nerlens Noel (UK)	First	2013 (6)
Daniel Orton (UK)	First	2010 (29)
Patrick Patterson (UK)	First	2010 (14)
Julius Randle (UK)	First	2014 (7)
Lou Roe (UMass)	Second	1995 (30)
Derrick Rose (MEM)	First	2008 (1)
Marquis Teague (UK)	First	2012 (29)
Karl-Anthony Towns (UK)	First	2015 (1)
Tyler Ulis (UK)	Second	2016 (34)
Dajuan Wagner (MEM)	First	2002 (6)
John Wall (UK)	First	2010 (1)
Shawne Williams (MEM)	First	2006 (17)
James Young (UK)	First	2014 (17)

TRACKING UK HEAD COACHES

First 50 Games	First 100 Games	First 150 Games	First 200 Games	First 250 Games
Calipari 45-5	Rupp 89-11	Rupp 125-25	Rupp 163-37	Calipari 206-44
Smith 45-5	Calipari 87-13	Calipari 124-26	Calipari 163-37	Pitino 203-47
Rupp 43-7	Smith 80-20	Smith 116-34	Pitino 157-43	Rupp 199-51
Hall 32-18	Pitino 73-27	Pitino 114-36	Smith 154-46	Smith 197-53
Pitino 31-19	Hall 67-33	Hall 110-40	Hall 148-52	Hall 189-61





from 2008 to 2016. No other coach has more than two No. 1 picks

- In 2010, five of his UK players were selected in the first round in NBA history
- His six players in the 2012 and 2015 NBA drafts are the most in the two-round era
- Churned out 28 NBA Draft picks, 21 first-rounders, three No. 1 overall selections, six top-five picks and 14 lottery picks at Kentucky
- Of the 41 players who have finished their college careers at Kentucky under Calipari, 28 have been selected in the NBA Draft (68.3 percent)
- Of the 18 players at UK who have declared for the NBA Draft after their freshman seasons, all 18 have been first-round picks. He is 22 for 22 in that regard when including his players from Memphis
- Dating back to the 2008 draft, 33 players under Coach Cal have been taken in the NBA Draft, including 23 first-rounders
- Only coach to produce the top two picks in the same draft (2012 - Anthony Davis and Michael Kidd-Gilchrist)
- Produced a top-10 pick in nine straight drafts since 2008. No other school has had a first-rounder in each of the last nine drafts

Developing Talent

John Calipari hasn't just signed the best talent in the country while he's been at Kentucky; he's been the best at developing that talent and getting it ready for the next level.

Of the 24 top-25 players Kentucky has signed and have completed their college eligibility, 21 were drafted and 18 were selected in the first round. Those draft numbers don't include Isaiah Briscoe or any of the 2016 or 2017 classes, all of whom are still in school or will attend school.

But that's only half the story. Calipari's players don't just make it to the pros; they're better prepared than anyone else. The proof is in the numbers.

Over the course of his career, Calipari's more than 40 NBA pros have made approximately \$1.2 billion in NBA contracts alone, which doesn't include endorsement deals and overseas contracts. Of the players currently playing in the NBA, they've earned approximately \$1 billion in guaranteed contracts.

Double-Digit Win Streaks

Kentucky's 38-game winning streak in 2014-15 was historic, but it wasn't completely out of the norm for John Calipari. It was the 17th streak of Calipari's career where his teams have won 10 or more consecutive games during the season, the sixth where they have won 20 or more, the fifth where they have won 25 or more, the first where they have won 30 or more, and the first with 35 or more. Here's a list of all of them:

1. 38 Kentucky, 2014-15
2. 27 Memphis, 2008-09
3. 26 Memphis, 2007-08
26 UMass, 1995-96
5. 25 Memphis, 2006-07
6. 24 Kentucky, 2011-12
7. 19 Kentucky, 2009-10
8. 16 UMass, 1994-95
9. 15 Memphis, 2005-06
10. 14 UMass, 1991-92
11. 12 Memphis, 2007-08
12 Memphis, 2002-03
12 UMass, 1992-93
14. 11 Memphis, 2003-04
15. 10 Memphis, 2001-02
10 UMass, 1993-94
10 Kentucky, 2010-11

Calipari Knows Defense

John Calipari's 2014-15 Kentucky Wildcat team was heralded as one of the best defensive teams ever. However, defense has always been a staple of Calipari-coached teams. Dating back to complete NCAA records beginning in 2001-02, Calipari's teams have been among national leaders in several critical defensive categories.

Year	FG % Def.	Rebound Margin	Scoring Margin	Blocks
2001-02 (UM)	13th (39.5)	11th (+6.6)	15th (+11.2)	54th (4.4)
2002-03 (UM)	28th (40.6)	44th (+4.1)	32nd (+8.0)	26th (5.1)
2003-04 (UM)	34th (40.5)	58th (+3.4)	48th (+7.1)	20th (5.0)
2004-05 (UM)	4th (38.4)	75th (+2.9)	62nd (+5.9)	13th (5.4)
2005-06 (UM)	2nd (38.0)	9th (+6.7)	5th (+14.6)	8th (6.4)
2006-07 (UM)	12th (39.0)	28th (+5.3)	5th (+5.8)	12th (5.9)
2007-08 (UM)	12th (39.1)	16th (+6.2)	2nd (+18.0)	8th (6.1)
2008-09 (UM)	1st (37.1)	19th (+6.1)	2nd (+16.3)	7th (6.0)
2009-10 (UK)	3rd (37.8)	4th (+8.1)	6th (+14.3)	4th (7.2)
2010-11 (UK)	15th (39.4)	60th (+3.6)	13th (+11.4)	3rd (6.3)
2011-12 (UK)	1st (37.4)	12th (+6.8)	1st (+16.8)	1st (8.6)
2012-13 (UK)	30th (39.2)	48th (+4.3)	48th (+8.2)	3rd (6.6)
2013-14 (UK)	59th (41.1)	2nd (+9.4)	43rd (+8.2)	13th (5.9)
2014-15 (UK)	1st (35.4)	15th (+6.8)	1st (+20.1)	2nd (6.9)
2015-16 (UK)	24th (39.7)	39th (+5.2)	17th (+11.4)	6th (5.8)
2016-17 (UK)*	116th (42.4)	38th (+5.7)	4th (+18.0)	9th (6.0)

*rankings through Jan. 31, 2017

RECRUITING TRAIL

The Wildcats have signed more top-25 players over the past eight seasons than any other school under John Calipari's leadership. A quarter of all Rivals' top-10 prospects nationally over the past nine classes have signed with Coach Cal and the Cats.

PLAYER (YEAR)	ESPN	RIVALS	SCOUT	MCD	JB
Shai Gilgeous-Alexander ('17)	43	32	46		
Hamidou Diallo ('17)	11	10~	10		
Quade Green ('17)	21	23	24	Y	
Nick Richards ('17)	12	16	16	Y	
P.J. Washington ('17)	16	11	13	Y	
Bam Adebayo ('16)	5	7	11	Y	Y
Brad Calipari ('16)	NR	NR	NR		
De'Aaron Fox ('16)	6	6	6	Y	Y
Wenyen Gabriel ('16)	14	13	12	Y	Y
Sacha Killeya-Jones ('16)	24	24	27	Y	
Malik Monk ('16)	9	9	13	Y	Y
Tai Wynyard ('16)	NR	NR	NR		
Isaiah Briscoe ('15)	13	9	15	Y	Y
Isaac Humphries ('15)	49*	35*	50		
Skal Labissiere ('15)	11	4	3		Y
Charles Matthews ('15)	47	57	62		Y
Jamal Murray ('15)	NA^	9	12		
Devin Booker ('14)	18	30	31	Y	Y
Trey Lyles ('14)	7	8	8	Y	Y
Karl-Anthony Towns ('14)	6	11	11	Y	Y
Tyler Ulis ('14)	33	33	29	Y	Y
Aaron Harrison ('13)	9	7	6	Y	Y
Andrew Harrison ('13)	5	5	5	Y	Y
Dominique Hawkins ('13)	NR	NR	NR		
Dakari Johnson ('13)	7	9	17	Y	Y
Marcus Lee ('13)	25	19	24	Y	Y
Julius Randle ('13)	3	2	2	Y	Y
James Young ('13)	8	11	11	Y	Y
Derek Willis ('13)	NR	115	NR		
Archie Goodwin ('12)	15	14	14	Y	Y
Willie Cauley-Stein ('12)	40	40	48		
Julius Mays ('12)	NA#	NA#	NA#		
Nerlens Noel ('12)	1	2	1		Y
Alex Poythress ('12)	13	8	7	Y	Y
Twany Beckham ('11)	NA#	NA#	NA#		
Anthony Davis ('11)	1	2	1	Y	Y
Ryan Harrow ('11)	NA#	NA#	NA#		
M. Kidd-Gilchrist ('11)	4	3	6	Y	Y
Marquis Teague ('11)	8	5	8	Y	Y
Kyle Wiltjer ('11)	19	22	24	Y	Y
Terrence Jones ('10)	9	13	8	Y	Y
Enes Kanter ('10)	25	3	3		
Brandon Knight ('10)	4	6	6	Y	Y
Doron Lamb ('10)	29	21	28	Y	Y
Jarrod Polson ('10)	NA@	NA@	NA@		
Stacey Poole, Jr. ('10)	51	33	67		
Eloy Vargas ('10)	NA	NA	NA		
Eric Bledsoe ('09)	NR	23	37		
DeMarcus Cousins ('09)	4	2	3	Y	Y
Darnell Dodson ('09)	NA#	NA#	NA#		
Jon Hood ('09)	92	40	46		
Daniel Orton ('09)	13	22	17		Y
John Wall ('09)	5	1	2		Y
Top-10 Players	18	21	17		
Top-15 Players	24	26	26		
Top-25 Players	33	35	32		
Top-50 Players	39	41	40		
McDonald's All-Americans				28	
Jordan Brand Classic All-Americans					30

~ - final ranking in the 2017 class before early enrollment
 * - ranking according to the 2016 class
 ^ - reclassified after final rankings were released
 # - transfer
 @ - joined team as walk-on





HONORS UNDER COACH CALIPARI

4

SEC REGULAR-SEASON CHAMPIONSHIPS
(2010, 2012, 2015, 2016)

4

FINAL FOURS
(2011, 2012, 2014, 2015)

4

SEC TOURNAMENT CHAMPIONSHIPS
(2010, 2011, 2015, 2016)

2

National Players of the Year
John Wall (2010);
Anthony Davis (2012)

4

No. 1 Draft Picks
Derrick Rose (2008); John Wall
(2010); Anthony Davis (2012);
Karl-Anthony Towns (2015)

2

National Freshman Players of the Year
John Wall (2010); Anthony Davis
(2012)

Collegiate Awards

Former Cal Players in the NBA

All-America Honors

D. Cousins (2010)	AP (1), NABC (2), USBWA (2), SN (2)
John Wall (2010)	AP (1), NABC (2), USBWA (2), SN (2)
Anthony Davis (2012)	AP (1), NABC (2), USBWA (2), SN (2)
M. Kidd-Gilchrist (2012)	AP (3), USBWA (2), NABC (3), SN (2)
Julius Randle (2014)	NABC (3)
W. Cauley-Stein (2015)	NABC (1), USBWA (1), SN (1)
K. Towns (2015)	SN (3)
Tyler Ulis (2016)	AP (1), SN (1), USBWA (2), NABC (2)

SEC Player of the Year

John Wall	2010 (Coaches/AP)
Anthony Davis	2012 (Coaches/AP)
Tyler Ulis	2016 (Coaches/AP)

SEC Defensive Player of the Year

Anthony Davis	2012 (Coaches)
Nerlens Noel	2013 (Coaches)
Willie Cauley-Stein	2015 (Coaches)
Tyler Ulis	2016 (Coaches)

SEC Freshman of the Year

DeMarcus Cousins	2010 (Coaches)
John Wall	2010 (AP)
Terrence Jones	2011 (Coaches/AP)
Anthony Davis	2012 (Coaches/AP)
Nerlens Noel	2013 (Coaches/AP)
Julius Randle	2014 (Coaches/AP)
Karl-Anthony Towns	2015 (Coaches/AP)

SEC Sixth Man of the Year

Darius Miller	2012 (Coaches)
Kyle Wiltjer	2013 (Coaches)
Devin Booker	2015 (Coaches)

CoSIDA Academic All-America

Alex Poythress (2nd)	2016
----------------------	------

All-SEC

D. Cousins (2010)	1st (Coaches/AP)
P. Patterson (2010)	1st (Coaches)/2nd (AP)
John Wall (2010)	1st (Coaches/AP)
Terrence Jones (2011)	1st (Coaches/AP)
Brandon Knight (2011)	1st (Coaches)/2nd (AP)
Anthony Davis (2012)	1st (Coaches/AP)
M. Kidd-Gilchrist (2012)	1st (Coaches/AP)
Terrence Jones (2012)	2nd (Coaches/AP)
Doron Lamb (2012)	2nd (Coaches)
Nerlens Noel (2013)	1st (Coaches/AP)
Julius Randle (2014)	1st (Coaches/AP)
James Young (2014)	2nd (Coaches)
Devin Booker (2015)	2nd (Coaches)
W. Cauley-Stein (2015)	1st (Coaches/AP)
Aaron Harrison (2015)	2nd (Coaches/AP)
K. Towns (2015)	1st (Coaches/AP)
Tyler Ulis (2016)	1st (Coaches/AP)
Jamal Murray (2016)	1st (Coaches/AP)

All-SEC Defensive Team

Patrick Patterson	2010
DeAndre Liggins	2011
Anthony Davis	2012
Michael Kidd-Gilchrist	2012
Nerlens Noel	2013
Willie Cauley-Stein	2013
Willie Cauley-Stein	2015
Tyler Ulis	2016

Coaches' All-SEC Freshman Team

Eric Bledsoe	2010
DeMarcus Cousins	2010
John Wall	2010
Brandon Knight	2011
Terrence Jones	2011
Doron Lamb	2011
Anthony Davis	2012
Michael Kidd-Gilchrist	2012
Willie Cauley-Stein	2013
Archie Goodwin	2013
Nerlens Noel	2013
Alex Poythress	2013
Julius Randle	2014
James Young	2014
Devin Booker	2015
Trey Lyles	2015
Karl-Anthony Towns	2015
Tyler Ulis	2015
Jamal Murray	2016

NCAA Final Four Team

Anthony Davis (MVP)	2012
Michael Kidd-Gilchrist	2012
Doron Lamb	2012
Julius Randle	2014
James Young	2014

NCAA Regional Tournament

DeMarcus Cousins	2010
John Wall	2010
Josh Harrellson	2011
Brandon Knight (MVP)	2011
DeAndre Liggins	2011
M. Kidd-Gilchrist (MVP)	2012
Anthony Davis	2012
Doron Lamb	2012
Aaron Harrison	2014
Marcus Lee	2014
Julius Randle (MVP)	2014
Willie Cauley-Stein	2015
Andrew Harrison	2015
K. Towns (MVP)	2015

SEC All-Tournament Team

John Wall	2010
Eric Bledsoe	2010
DeMarcus Cousins	2010
Darius Miller	2011
Brandon Knight	2011
Josh Harrellson	2011
Anthony Davis	2012
Terrence Jones	2012
Aaron Harrison	2014
Julius Randle	2014
Willie Cauley-Stein	2015
Aaron Harrison	2015
Andrew Harrison	2015
Jamal Murray	2016
Tyler Ulis	2016

SEC Tournament MVP

John Wall	2010
Darius Miller	2011
Willie Cauley-Stein	2015
Tyler Ulis	2016

NBA Player of the Year

Derrick Rose	2011
--------------	------

NBA Rookie of the Year

Karl-Anthony Towns	2016
Tyreke Evans	2010
Derrick Rose	2009

NBA Defensive Player of the Year

Marcus Camby	2007
--------------	------

NBA Cares Community Assist Award

John Wall	2016
-----------	------

All-NBA Team

DeMarcus Cousins (2nd)	2016
Anthony Davis (1st)	2015
DeMarcus Cousins (2nd)	2015
Derrick Rose (1st)	2012
Derrick Rose (1st)	2011

All-NBA Rookie Team

Karl-Anthony Towns (1st)	2016
Devin Booker (1st)	2016
Willie Cauley-Stein (2nd)	2016
Nerlens Noel (1st)	2015
Anthony Davis (1st)	2013
Michael Kidd-Gilchrist (2nd)	2013
Brandon Knight (1st)	2012
DeMarcus Cousins (1st)	2011
John Wall (1st)	2011
Eric Bledsoe (2nd)	2011
Tyreke Evans (1st)	2010
Derrick Rose (1st)	2010
Marcus Camby (1st)	1997

All-NBA Defensive Team

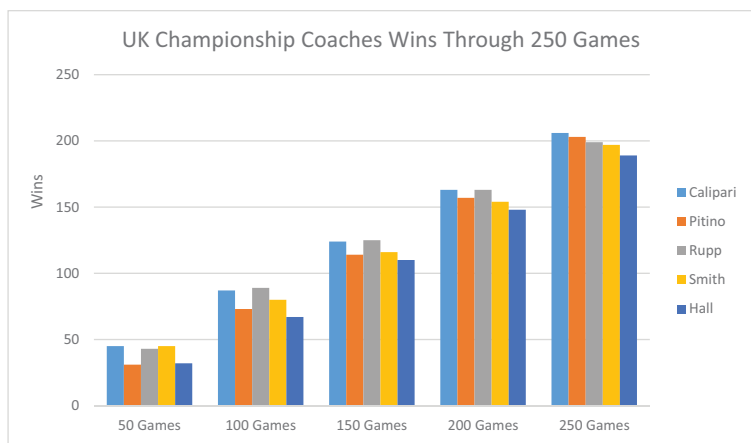
Anthony Davis (2nd)	2015
John Wall (2nd)	2015
Marcus Camby (1st)	2008
Marcus Camby (1st)	2007
Marcus Camby (2nd)	2006
Marcus Camby (2nd)	2005

NBA All-Star Team

DeMarcus Cousins	2017
Anthony Davis	2017
John Wall	2017
DeMarcus Cousins	2016
Anthony Davis	2016
John Wall	2016
DeMarcus Cousins	2015
Anthony Davis	2015
John Wall	2015
Anthony Davis	2014
John Wall	2014
Derrick Rose	2012
Derrick Rose	2011
Derrick Rose	2010



UK'S CHAMPIONSHIP COACHES THROUGH THEIR FIRST EIGHT SEASONS



Weeks as AP No. 1		Record as AP No. 1	
Calipari	36	Calipari	69-7
Hall	14	Hall	25-2
Pitino	6	Pitino	7-4
Smith	3	Smith	3-1
Rupp	N/A	Rupp	N/A

SEC Titles		
	Regular Season	Tournament
Smith	5 (98, 00, 01, 03, 05)	5 (98, 99, 01, 03, 04)
*Calipari	4 (10, 12, 15, 16)	4 (10, 11, 15, 16)
Pitino	2 (95, 96)	5 (92, 93, 94, 95, 97)
Rupp	3 (33, 35, 37)	2 (33, 37)
Hall	5 (73, 75, 77, 78, 80)	0

**Calipari is currently in his eighth season. Other numbers reflect conclusion of eighth season.*

FINAL FOURS



Career Winning Percentage	
Rupp	.822
Calipari	.822
Pitino	.814
Smith	.760
Hall	.748

Adolph Rupp (1931-72)
 Appeared in his first Final Four in 1942, his 12th season. He's UK's all-time wins leader (876). In his career, he advanced to six Final Fours and won four National Championships.

Noteworthy			
	All-Americans	SEC POY	All-SEC
*Calipari	10	3	18
Hall	10	3	22
Rupp	9	0	0
Pitino	4	3	20
Smith	4	2	19

**Calipari is currently in his eighth season. Other numbers reflect conclusion of eighth season.*

Achievements Under Calipari Never Achieved Before in History of Program ...

- 2** - National Players of the Year (John Wall, 2010; Anthony Davis, 2012)
- 3** - No. 1 NBA Draft Picks (Wall, 2010; Davis, 2012; Karl-Anthony Towns, 2015)
- 38** - NCAA victories, a single-season record achieved in 2012 and 2015
- 38-0** - start to the season in 2015, never before been achieved in NCAA history
- 6** - of eight teams ranked No. 1 at some point in the season
- 54** - consecutive home victories to begin UK coaching career
- 2** - National Freshmen of the Year (Wall, 2010; Davis, 2012)
- 2** - National Defensive Player of the Year (Davis, 2012; Willie Cauley-Stein, 2015)



A "players-first" coach with a penchant for helping people reach their dreams, John Calipari, a Naismith Memorial Basketball Hall of Famer, has guided six teams to the Final Four, led one to a national championship and helped 39 players get selected in the NBA Draft during his 24-year college coaching career.

Calipari guided Kentucky to its eighth national championship and his first national title in 2012. In becoming only the second coach in NCAA history to lead three different schools to the Final Four, he has racked up more than 600 victories, 17 NCAA Tournament appearances, six Final Fours and numerous national coach of the year honors.

In 2015, Coach Cal led college basketball's first ever 38-0 team, and became one of just three coaches to make four Final Fours in a five-year span. At the end of the season, Calipari became the 96th coach to join the Naismith Memorial Basketball Hall of Fame.

While building a program out of obscurity at Massachusetts, laying the foundation at Memphis and restoring luster at the sport's greatest program at Kentucky, he has totaled the second-most wins in NCAA history in the first 20 years of a college coaching career.

Quite honestly, though, Calipari's on-court success overshadows a much more significant picture.

In his goal to lead a players-first program, he has helped 39 players realize their dreams and guide them to NBA Draft selections, including a record five first-round draft picks in 2010. Two years later, six Wildcats heard their names called at the 2012 draft, the most in the two-round draft era. UK, with Calipari's help, would tie those six picks again in 2015, including a record-tying four lottery selections. His four No. 1 overall picks are twice as many as any other coach, and he's had 28 players drafted during his seven years at Kentucky, including 21 first-round picks.

Calipari's players have entered the league NBA-ready. He's coached an MVP, three All-NBA players, three Rookie of the Year winners, and 10 players from Calipari's first six teams at Kentucky have made the NBA All-Rookie teams.

Much like he did at UMass, where his players graduated at nearly 80 percent, Calipari has stressed academics. Fifteen of his last 18 seniors at Memphis earned their bachelor's degrees, and all 14 players at UK who were eligible to graduate by the end of their senior years walked away with a diploma in hand, including three players who earned their degree in just three years. In seven of the last 12 semesters, Calipari's teams have posted a combined team grade-point average of 3.0 or better.

His foundation, The Calipari Foundation, has raised millions of dollars to help the lives of those in need in the Commonwealth and across the country. In 2010, he used a telethon to raise more than \$1 million for victims of the devastating earthquake in Haiti, and he organized another one in 2012 for victims of Superstorm Sandy. A year after helping raise \$350,000 for charity during the inaugural UK alumni weekend, Calipari was the driving force behind the more than \$1 million that was donated to local and national organizations during the second annual alumni weekend, and then \$1.5 million in 2015.

With Rupp Arena under construction in 2016, Calipari held a celebrity softball game during the annual UK alumni weekend. That game, with the fantasy experience, raised approximately \$1.5 million for charity with matching funds, including more than \$450,000 that went to Louisiana flood relief efforts.

Author of five books, including the New York Times Best Seller "Players First: Coaching from the Inside Out," Calipari is a master of communication and maximizing talent. He lives by the motto that "it's never a matter of how far you have fallen, but instead it's about how high you bounce back."

BIOGRAPHICAL INFORMATION

Date of Birth: Feb. 10, 1959 | **Wife:** Ellen
Children: Erin Sue, Megan Rae, Bradley Vincent

Education

Clarion State (1982)

Head Coaching Experience

University of Massachusetts (1989-96)

New Jersey Nets (NBA) (1997-99)

University of Memphis (2001-09)

University of Kentucky (2010-present)

COACHING AWARDS

- 2015 Naismith Memorial Basketball Hall of Fame Inductee
- 2015 AP National Coach of the Year
- 2015 Naismith National Coach of the Year
- 2015 NABC National Coach of the Year
- 2015 The Sporting News National Coach of the Year
- 2015 Adolph Rupp National Coach of the Year
- 2015 SEC Coach of the Year (AP/Coaches)
- 2015 USBWA District IV Coach of the Year
- 2012 Nell & John Wooden Coach of the Year Leadership Award
- 2012 Naismith National Coach of the Year Finalist
- 2012 SEC Coach of the Year (AP/Coaches)
- 2010 Adolph Rupp National Coach of the Year
- 2010 Naismith National Coach of the Year Finalist
- 2010 SEC Coach of the Year (AP)
- 2010 *Sporting News* SEC Coach of the Year
- 2010 Yahoo! Sports SEC Coach of the Year
- 2010 USBWA District IV Coach of the Year
- 2009 NABC National Co-Coach of the Year
- 2009 *Sports Illustrated* National Coach of the Year
- 2009 Phelan National Coach of the Year
- 2009 Iba National Coach of the Year Finalist
- 2009 C-USA Coach of the Year
- 2008 Naismith National Coach of the Year
- 2008 C-USA Coach of the Year
- 2008 Iba National Coach of the Year Finalist
- 2008 Phelan National Coach of the Year Finalist
- 2007 Phelan National Coach of the Year Finalist
- 2007 USBWA District IV Coach of the Year
- 2007 *Basketball Times* South Region Coach of the Year
- 2006 C-USA Coach of the Year
- 2004 NABC District 7 Coach of the Year
- 1996 Naismith National Coach of the Year
- 1996 NABC National Coach of the Year
- 1996 *The Sporting News* National Coach of the Year
- 1996 Atlantic 10 Coach of the Year
- 1995 Naismith National Coach of the Year Finalist
- 1994 Naismith National Coach of the Year Finalist
- 1994 Atlantic 10 Coach of the Year
- 1993 USBWA District I Coach of the Year
- 1993 Atlantic 10 Coach of the Year
- 1992 Eastern Basketball Coach of the Year





CAL IN CONFERENCE

SEC COACHES	CONFERENCE CHAMPIONSHIPS	Tournament Championships	Conference Coach of the Year
Avery Johnson, Alabama	0	0	0
Mike Anderson, Arkansas	1	1	1
Bruce Pearl, Auburn	7	2	7
Michael White, Florida	3	0	2
Mark Fox, Georgia	4	0	3
John Calipari, Kentucky	14	13	9
Johnny Jones, LSU	1	2	0
Kim Anderson, Missouri	6	4	2
Andy Kennedy, Ole Miss	0	1	2
Ben Howland, Mississippi State	7	5	3
Frank Martin, South Carolina	0	0	1
Rick Barnes, Tennessee	3	1	5
Billy Kennedy, Texas A&M	5	2	4
Bryce Drew, Vanderbilt	4	2	3
TOTALS	55	33	42

NCAA DIVISION I ACTIVE WINNINGEST COACHES

(On-Court By Percentage - Min. 10 yrs. at Division I level)

NO.	COACH/TEAM	YRS.	PCT.
1.	Mark Few/Gonzaga	17	.808
2.	Roy Williams/UNC	28	.789
3.	John Calipari/Kentucky	24	.780
4.	Mike Krzyzewski/Duke	41	.765
5.	Bill Self/Kansas	23	.759

*numbers going into the 2016-17 season

SINCE 2005-06 ...

Since the 2005-06 season, John Calipari's on-court record ranks him as the winningest coach. Totals through Jan. 31, 2017.

COACH	RECORD
1. John Calipari	372-65
2. Bill Self	357-69
3. Mike Krzyzewski	339-80
4. Roy Williams	333-97
5. Mark Few	329-74

MISCELLANEOUS ON-COURT RECORDS

Overall On-Court Record:.....680-191 (.781)
 March/April Record:.....145-41 (.780)
 NCAA Record:.....48-16 (.750)
 Record in Conference Games:.....311-92 (.772)
 Record in Conference Tournament:.....50-12 (.806)

- Calipari owns the most single-season wins with 38, tying his own record (Memphis in '08 and UK in '12) in 2016 with 38 wins
- Calipari is one of two coaches (Roy Williams) in NCAA Division I history to have 400 or more wins in the first 16 years as a head coach. Calipari had 416 wins in his first 16 years
- Calipari is the winningest coach in NCAA Division I history for a five-year span with 173 victories (2008-12)
- Calipari is the first coach in NCAA Division I history to record five straight on-court 30-win seasons. Memphis hit the 30-win plateau from 2006-09
- Calipari is one of only two coaches (Rick Pitino) to lead three different schools to a Final Four
- Calipari is one of only three coaches (John Wooden, Mike Krzyzewski) to go to four Final Fours in five seasons
- Calipari started with a 54-0 record in Rupp Arena as head coach of the Wildcats
- Calipari has 28 players that have been chosen in the NBA Draft (21 first-round picks) over the last seven seasons
- Calipari has more wins (327) in a 10-year period (2006-15) than any other coach in college basketball history
- Calipari is the second-fastest Division I men's basketball coach to reach 200 victories at a single school, behind only LIU-Brooklyn's Claire Bee

CALIPARI VS. ALL OPPONENTS

Alabama.....	11-3	Furman.....	1-0	Mississippi Valley St.....	1-0	S. Louisiana.....	3-0
Albany.....	1-0	George Mason.....	1-0	Missouri.....	6-2	Southern Cal.....	2-0
Arizona.....	1-1	George Washington.....	8-9	Montana State.....	1-0	Southern Miss.....	15-4
Arizona State.....	2-1	Georgetown.....	2-1	Morehead State.....	2-0	Southwest Texas St.....	1-0
Arkansas.....	9-6	Georgia.....	12-2	Murray State.....	1-0	St. Bonaventure.....	17-1
Arkansas-Little Rock.....	3-0	Georgia Tech.....	1-1	Nevada.....	1-0	St. John's.....	1-0
Arkansas-Pine Bluff.....	1-0	Gonzaga.....	4-0	New Hampshire.....	5-0	St. Joseph's.....	15-5
Arkansas State.....	4-0	Grand Canyon.....	1-0	New Mexico.....	1-0	St. Mary's.....	1-0
Auburn.....	9-1	Hampton.....	1-0	New Orleans.....	1-0	St. Peter's.....	1-0
Austin Peay.....	6-1	Hartford.....	2-0	North Carolina.....	1-0	Stanford.....	3-2
Baylor.....	1-2	Harvard.....	1-0	North Carolina State.....	6-2	Stephen F. Austin.....	1-0
Belmont.....	2-0	Hofstra.....	1-0	North Carolina State.....	1-0	Stony Brook.....	1-0
Boise State.....	1-0	Holy Cross.....	4-1	North Texas.....	1-0	Syracuse.....	3-2
Boston.....	7-1	Houston.....	16-3	Northeastern.....	3-1	TCU.....	7-1
Boston College.....	2-0	Howard.....	1-0	Northern Kentucky.....	1-0	Temple.....	13-11
Bradley.....	1-0	Illinois.....	1-1	Northwestern State.....	1-0	Tennessee.....	13-7
Bucknell.....	1-0	Illinois State.....	1-0	Notre Dame.....	2-1	Tennessee Tech.....	1-0
Buffalo.....	2-0	Indiana.....	3-2	Oakland.....	1-0	Texas.....	2-2
BYU.....	1-0	Iowa.....	0-1	Ohio State.....	1-2	Texas A&M.....	6-2
Cal State Northridge.....	1-0	Iowa State.....	2-0	Oklahoma.....	5-1	Towson State.....	1-0
Canisius.....	1-0	Jackson State.....	2-0	Oklahoma State.....	0-2	Tulane.....	16-0
Central Conn. St.....	2-0	Kansas.....	3-5	Old Dominion.....	2-0	Tulsa.....	11-1
Charlotte.....	2-3	Kansas State.....	2-0	Ole Miss.....	13-4	UAB.....	14-3
Chattanooga.....	2-0	Keene State.....	1-0	Oral Roberts.....	1-0	UCF.....	5-0
Christian Brothers.....	2-0	Kentucky.....	2-4	Oregon State.....	1-0	UCLA.....	3-3
Cincinnati.....	6-7	La Salle.....	3-0	Pennsylvania.....	3-0	UNC Asheville.....	2-0
Cleveland State.....	4-0	Lafayette (Pa.).....	1-0	Penn State.....	4-4	UNC Greensboro.....	1-0
Coastal Carolina.....	1-0	Lamar.....	4-0	Pepperdine.....	1-0	UNC Wilmington.....	1-0
Colorado.....	1-1	LIU-Brooklyn.....	1-0	Pittsburgh.....	2-1	USF.....	10-1
Colorado State.....	0-1	Lipscomb.....	1-0	Portland.....	3-0	Utah.....	1-1
Columbia.....	1-0	Long Beach State.....	1-0	Princeton.....	2-0	UTEP.....	5-0
Connecticut.....	2-5	Louisiana Tech.....	1-1	Providence.....	3-1	UT Arlington.....	3-0
Coppin State.....	1-0	Louisville.....	14-7	Purdue.....	2-1	UT Martin.....	5-0
Cornell.....	1-0	Loyola.....	1-0	Radford.....	1-0	Valparaiso.....	1-0
Dartmouth.....	1-0	Lowell.....	2-1	Rhode Island.....	16-2	Vanderbilt.....	12-4
Dayton.....	1-0	LSU.....	9-2	Rice.....	4-0	Vermont.....	2-0
DePaul.....	4-2	Manhattan.....	2-0	Richmond.....	1-0	Wake Forest.....	2-0
Detroit.....	1-0	Marist.....	2-0	Rider.....	1-0	Washington.....	1-0
Drexel.....	2-0	Marquette.....	3-1	Robert Morris.....	1-1	West Virginia.....	12-7
Duke.....	1-2	Marshall.....	6-0	Rutgers.....	11-4	Western Kentucky.....	2-0
Duquesne.....	12-4	Maryland.....	5-3	Saint Louis.....	4-3	Wichita State.....	1-0
East Carolina.....	7-0	Massachusetts.....	1-0	Sam Houston State.....	1-0	Winthrop.....	2-0
East Tennessee State.....	3-0	Memphis.....	1-0	Samford.....	3-0	Wisconsin.....	1-1
Eastern Kentucky.....	3-0	Miami (Fla.).....	0-1	Santa Clara.....	1-0	Wofford.....	1-0
Eastern Michigan.....	2-0	Miami (Ohio).....	2-0	Savannah State.....	1-0	Wright State.....	1-0
Fairfield.....	1-0	Michigan.....	1-0	SMU.....	7-0	Xavier.....	2-2
Florida.....	14-5	Michigan State.....	2-1	South Carolina.....	13-2	Yale.....	1-0
Florida State.....	1-1	Middle Tennessee.....	3-0	South Connecticut.....	1-0		
Florida Tech.....	0-1	Milwaukee.....	1-0				
Fordham.....	5-0	Mississippi State.....	11-0				





De'Aaron FOX

0

Freshman • Guard • 6-3 • Houston
Cypress Lakes • Undergraduate Studies

BIO BLAST

- Missed the Georgia game due to illness. He is day-to-day
- One of 10 midseason finalists for the Bob Cousy Point Guard of the Year Award
- Four-time SEC Freshman of the Week (Nov. 21, Dec. 5, Dec. 19 and Jan. 9)
- His 120 assists through 22 games are just behind Tyler Ulis (129) through the same amount of games last season, when Ulis went on to set the single-season school record
- Scored 21 points in the win at Mississippi State including a run of nine-straight in the final three minutes of the game
- Followed a career-high 27 points vs. Arkansas with 22 in the win at Vanderbilt
- Recorded just the second triple-double in program history with 14 points, 11 rebounds and 10 assists vs. Arizona State
- Leads the SEC in assists per game (5.7)
- Has scored in double figures in 18 of 21 games he's played
- Made his first 21 free throws of the year, the second best start by a freshman in UK history
- Tabbed to the preseason Bob Cousy Award and Naismith Trophy watch lists
- One of 25 candidates on the Wooden Award midseason watch list
- Preseason All-SEC First Team selection (AP/Coaches)

SEASON AVERAGES

Games played	21
Minutes/game	29.4
Points/game	15.9
FG Pct	48.0
3FG Pct	17.1
FT Pct	70.4
Rebounds/game	4.4
Assists/game	5.7
Turnovers/game	2.3
Assist/turnover ratio	2.5
Steals/game	1.6
Blocks/game	0.2

SEASON HIGHS

Points	27, vs. ARKANSAS (1/7/17)
FG Made	11, at Vanderbilt (1/10/17)
FG Attempts	21, vs. North Carolina (12/17/16)
3FG Made	2, at Tennessee (1/24/17)
3FG Attempts	4, vs. UCLA (12/03/16)
FT Made	9, vs. CANISIUS (11/13/16)
FT Attempts	10, at Louisville (12/21/16)
Rebounds	11, vs. Arizona St. (11/28/16)
Assists	12, vs. SFA (11/11/16)
Steals	3, four times, last at Ole Miss (12/29/16)
Blocks	1, four times, last at Tennessee (1/24/17)
Minutes	38, vs. KANSAS (1/28/17)

CAREER HIGHS

Points	27, vs. ARKANSAS (1/7/17)
FG Made	11, at Vanderbilt (1/10/17)
FG Attempts	21, vs. North Carolina (12/17/16)
3FG Made	2, at Tennessee (1/24/17)
3FG Attempts	4, vs. UCLA (12/03/16)
FT Made	9, vs. CANISIUS (11/13/16)
FT Attempts	10, at Louisville (12/21/16)
Rebounds	11, vs. Arizona St. (11/28/16)
Assists	12, vs. SFA (11/11/16)
Steals	3, four times, last at Ole Miss (12/29/16)
Blocks	1, four times, last at Tennessee (1/24/17)
Minutes	38, vs. KANSAS (1/28/17)

GAME-BY-GAME

Opponent	Date	gs	min	Total		3-Pointers		Free throws		Rebounds			pf	a	t/o	blk	stl	pts	avg		
				fg-fga	pct	3fg-fga	pct	ft-fa	pct	off	def	tot									
STEPHEN F. AUSTIN	11/11/16	*	30	3-9	.333	0-2	.000	6-6	1.000	2	2	4	4.0	3	12	3	0	3	12	12.0	
CANISIUS	11/13/16	*	33	6-13	.462	0-3	.000	9-9	1.000	1	3	4	4.0	1	3	2	0	0	21	16.5	
vs #13/13 Michigan State	11/15/16	*	29	3-10	.300	0-2	.000	6-6	1.000	0	4	4	4.0	2	6	3	1	1	12	15.0	
DUQUESNE	11/20/16	*	31	5-13	.385	1-2	.500	5-8	.625	1	6	7	4.8	2	6	1	0	3	16	15.3	
CLEVELAND STATE	11/23/16	*	33	6-15	.400	0-2	.000	4-7	.571	0	4	4	4.6	1	11	2	1	2	16	15.4	
UT-MARTIN	11/25/16	*	28	7-12	.583	0-3	.000	2-4	.500	1	5	6	4.8	2	5	4	0	3	16	15.5	
vs Arizona State	11/28/16	*	31	6-9	.667	1-1	1.000	1-2	.500	2	9	11	5.7	3	10	4	0	2	14	15.3	
#11/9 UCLA	12/03/16	*	34	8-20	.400	1-4	.250	3-5	.600	0	2	2	5.3	4	9	2	0	1	20	15.9	
VALPO	12/07/16	*	29	3-9	.333	0-1	.000	3-8	.375	1	6	7	5.4	1	5	1	1	2	9	15.1	
vs Hofstra	12/11/16	*	24	5-8	.625	0-1	.000	5-5	1.000	0	5	5	5.4	3	2	2	0	0	15	15.1	
vs #7/6 North Carolina	12/17/16	*	35	9-21	.429	0-2	.000	6-7	.857	0	4	4	5.3	1	10	2	0	2	24	15.9	
at #10/11 Louisville	12/21/16	*	34	7-15	.467	1-3	.333	6-10	.600	0	2	2	5.0	3	3	4	0	2	21	16.3	
at Ole Miss	12/29/16	*	23	3-10	.300	0-2	.000	1-3	.333	0	5	5	5.0	2	7	1	0	3	7	15.6	
TEXAS A&M	01/03/17	*	28	5-9	.556	0-1	.000	5-8	.625	1	4	5	5.0	0	6	3	0	2	15	15.6	
ARKANSAS	01/07/17	*	36	10-16	.625	0-2	.000	7-7	1.000	0	6	6	5.1	2	6	2	1	1	27	16.3	
at Vanderbilt	01/10/17	*	25	11-17	.647	0-1	.000	0-0	.000	0	5	5	5.1	4	2	1	0	1	22	16.7	
AUBURN	01/14/17	*	27	6-11	.545	1-2	.500	0-2	.000	1	3	4	5.0	5	5	1	0	1	13	16.5	
at Mississippi State	01/17/17	*	36	8-15	.533	0-3	.000	5-9	.556	0	5	5	5.0	0	5	3	0	1	21	16.7	
#24/24 SOUTH CAROLINA	01/21/17	*	8	3-3	1.000	0-0	.000	0-1	.000	0	1	1	4.8	0	1	0	0	0	6	16.2	
at Tennessee	01/24/17	*	25	4-9	.444	2-2	1.000	7-8	.875	0	0	0	4.6	4	4	2	1	2	17	16.2	
#2/1 KANSAS	01/28/17	*	38	5-12	.417	0-2	.000	0-0	.000	0	2	2	4.4	3	2	5	0	2	10	15.9	
GEORGIA	01/31/17	dnp	-	-	-	-	-	-	-	-	-	-	-	-	-	-	-	-	-	-	
Totals			21	617	123-256	.480	7-41	.171	81-115	.704	10	83	93	4.4	46	120	48	4	34	334	15.9

SUPERLATIVES

Season Stats		Career Stats	
10+ points	18	10+ points	18
20+ points	7	20+ points	7
3+ assists	17	3+ assists	17
3+ steals	4	3+ steals	4
10+ rebounds	1	10+ rebounds	1
Double-doubles	4	Double-doubles	4
Dunks	12	Dunks	12

CAREER STATS

Year	GP-GS	Min-Avg	FG-FGA	Pct	3FG-FGA	Pct	FT-FTA	Pct	Off-Def-Tot-Avg	PF-FO	Ast	TO	Blk	Stl	Pts	Avg
2016-17	21-21	617-29.4	123-256	.480	7-41	.171	81-115	.704	10-83-93-4.4	46-1	120	48	4	34	334	15.9
TOTAL	21-21	617-29.4	123-256	.480	7-41	.171	81-115	.704	10-83-93-4.4	46-1	120	48	4	34	334	15.9



SACHA KILLEYA-JONES



Freshman • Forward • 6-10 • Chapel Hill, N.C.
Virginia Episcopal • Communication

BIO BLAST

- Missed the Georgia game with an illness
- Snared a career-high six rebounds while adding four points in a win over Arizona State
- Scored 12 points and hauled in four rebounds vs. UT Martin
- Grabbed three rebounds in his UK debut, and another four against Canisius
- One of five McDonald's All-Americans on the 2016-17 roster
- Posted 13 games with at least 20 points and 10 rebounds as a senior in high school
- Named the Virginia Player of the Year as a senior
- Youngest player on the 2016-17 roster
- Won a state title and two AAU national championships during his prep career
- An accomplished quarterback up until his sophomore season in which he gave up football to focus on basketball

SEASON AVERAGES

Games played	15
Minutes/game	6.4
Points/game	2.7
FG Pct	58.6
3FG Pct	
FT Pct	40.0
Rebounds/game	2.1
Assists/game	0.1
Turnovers/game	0.5
Assist/turnover ratio	0.3
Steals/game	0.1
Blocks/game	0.7

SEASON HIGHS

Points	12, vs. UT MARTIN (11/25/16)
FG Made	6, vs. UT MARTIN (11/25/16)
FG Attempts	8, vs. UT MARTIN (11/25/16)
3FG Made	
3FG Attempts	
FT Made	3, vs. CLEVELAND ST. (11/23/16)
FT Attempts	5, vs. CLEVELAND ST. (11/23/16)
Rebounds	6, vs. Arizona St. (11/28/16)
Assists	1, twice, last vs. ARKANSAS (1/7/17)
Steals	1, vs. Hofstra (12/11/16)
Blocks	2, three times, last vs. Hofstra (12/11/16)
Minutes	13, twice, last vs. UT MARTIN (11/25/16)

CAREER HIGHS

Points	12, vs. UT MARTIN (11/25/16)
FG Made	6, vs. UT MARTIN (11/25/16)
FG Attempts	8, vs. UT MARTIN (11/25/16)
3FG Made	
3FG Attempts	
FT Made	3, vs. CLEVELAND ST. (11/23/16)
FT Attempts	5, vs. CLEVELAND ST. (11/23/16)
Rebounds	6, vs. Arizona St. (11/28/16)
Assists	1, twice, last vs. ARKANSAS (1/7/17)
Steals	1, vs. Hofstra (12/11/16)
Blocks	2, three times, last vs. Hofstra (12/11/16)
Minutes	13, twice, last vs. UT MARTIN (11/25/16)

GAME-BY-GAME

Opponent	Date	gs	min	Total		3-Pointers		Free throws		Rebounds				pf	a	l/o	blk	stl	pts	avg	
				fg-fga	pct	3fg-fga	pct	ft-fga	pct	off	def	tot	avg								
STEPHEN F. AUSTIN	11/11/16		9	0-1	.000	0-0	.000	0-0	.000	1	2	3	3.0	0	0	2	1	0	0	0.0	
CANISIUS	11/13/16		7	1-1	1.000	0-0	.000	1-4	.250	1	3	4	3.5	1	0	0	1	0	3	1.5	
vs #13/13 Michigan State	11/15/16		4	0-1	.000	0-0	.000	0-2	.000	0	0	0	2.3	1	0	1	0	0	1.0		
DUQUESNE	11/20/16		13	3-5	.600	0-0	.000	0-0	.000	1	2	3	2.5	2	0	0	2	0	6	2.3	
CLEVELAND STATE	11/23/16		11	1-2	.500	0-0	.000	3-5	.600	0	2	2	2.4	0	0	1	0	5	2.8		
UT-MARTIN	11/25/16		13	6-8	.750	0-0	.000	0-0	.000	1	3	4	2.7	3	0	1	1	0	12	4.3	
vs Arizona State	11/28/16		10	2-2	1.000	0-0	.000	0-0	.000	2	4	6	3.1	4	1	0	0	0	4	4.3	
#11/9 UCLA	12/03/16		dnp	-	-	-	-	-	-	-	-	-	-	-	-	-	-	-	-	-	
VALPO	12/07/16		8	1-2	.500	0-0	.000	0-2	.000	2	1	3	3.1	1	0	2	2	0	2	4.0	
vs Hofstra	12/11/16		9	2-4	.500	0-0	.000	0-0	.000	2	0	2	3.0	3	0	0	2	1	4	4.0	
vs #7/6 North Carolina	12/17/16		1	0-0	.000	0-0	.000	0-0	.000	0	0	0	2.7	1	0	0	0	0	0	3.6	
at #10/11 Louisville	12/21/16		dnp	-	-	-	-	-	-	-	-	-	-	-	-	-	-	-	-	-	
at Ole Miss	12/29/16		0	0-0	.000	0-0	.000	0-0	.000	0	0	0	2.5	0	0	0	0	0	0	3.3	
TEXAS A&M	01/03/17		6	1-3	.333	0-0	.000	0-0	.000	2	0	2	2.4	1	0	1	0	0	2	3.2	
ARKANSAS	01/07/17		2	0-0	.000	0-0	.000	2-2	1.000	0	2	2	2.4	0	1	0	0	0	2	3.1	
at Vanderbilt	01/10/17		dnp	-	-	-	-	-	-	-	-	-	-	-	-	-	-	-	-	-	
AUBURN	01/14/17		dnp	-	-	-	-	-	-	-	-	-	-	-	-	-	-	-	-	-	
at Mississippi State	01/17/17		1	0-0	.000	0-0	.000	0-0	.000	0	0	0	2.2	2	0	0	0	0	0	2.9	
#24/24 SOUTH CAROLINA	01/21/17		2	0-0	.000	0-0	.000	0-0	.000	0	0	0	2.1	0	0	0	0	0	0	2.7	
at Tennessee	01/24/17		dnp	-	-	-	-	-	-	-	-	-	-	-	-	-	-	-	-	-	
#2/1 KANSAS	01/28/17		dnp	-	-	-	-	-	-	-	-	-	-	-	-	-	-	-	-	-	
GEORGIA	01/31/17		dnp	-	-	-	-	-	-	-	-	-	-	-	-	-	-	-	-	-	
Totals			0	96	17-29	.586	0-0	.000	6-15	.400	12	19	31	2.1	19	2	7	10	1	40	2.7

SUPERLATIVES

Season Stats		Career Stats	
10+ points	1	10+ points	1
20+ points	-	20+ points	-
3+ blocks	-	3+ blocks	-
3+ steals	-	3+ steals	-
10+ rebounds	-	10+ rebounds	-
Double-doubles	-	Double-doubles	-
Dunks	4	Dunks	4

CAREER STATS

Year	GP-GS	Min-Avg	FG-FGA	Pct	3FG-FGA	Pct	FT-FTA	Pct	Off-Def-Tot-Avg	PF-FO	Ast	TO	Blk	Stl	Pts	Avg
2016-17	15-0	96-6.4	17-29	.586	0-0	.000	6-15	.400	12-19-31-2.1	19-0	2	7	10	1	40	2.7
TOTAL	15-0	96-6.4	17-29	.586	0-0	.000	6-15	.400	12-19-31-2.1	19-0	2	7	10	1	40	2.7



BAM ADEBAYO

3

Freshman • Forward • 6-10 • Little Washington, N.C.
High Point Christian Acad. • Undergraduate Studies

BIO BLAST

- Has reached double figures in scoring in 19 of 22 games, and four in a row
- Dunked a remarkable 65 shots this season. Anthony Davis owns the Calipari record with 92
- Has made 28 of his last 38 shots
- Has three double-doubles this season
- Leads the team in rebounding at 6.8 boards per game
- Recorded a career-high 25 points at Ole Miss on a career-high eight dunks
- Preseason All-SEC First Team (AP/Coaches)
- Named to the preseason Kareem Abdul-Jabbar and Naismith Trophy watch lists
- Tabbed a preseason second-team All-American by CBSSports.com and a third-team selection by College Basketball Talk
- North Carolina 2016 Gatorade High School Player of the Year
- One of five Wildcats who earned McDonald's All-America honors on the 2016-17 roster
- Averaged 18.9 points and 13.0 rebounds as a senior in high school
- Earned his nickname, "Bam," when he flipped a coffee table as a toddler while his mother was watching "The Flintstones"

SEASON AVERAGES

Games played	22
Minutes/game	27.5
Points/game	13.2
FG Pct	61.7
3FG Pct	
FT Pct	61.9
Rebounds/game	6.8
Assists/game	0.9
Turnovers/game	1.5
Assist/turnover ratio	0.6
Steals/game	0.6
Blocks/game	1.6

SEASON HIGHS

Points	25, at Ole Miss (12/29/16)
FG Made	12, at Ole Miss (12/29/16)
FG Attempts	19, at Ole Miss (12/29/16)
3FG Made	
3FG Attempts	
FT Made	10, vs. UCLA (12/03/16)
FT Attempts	13, twice, last vs. UCLA (12/03/16)
Rebounds	13, vs. UCLA (12/03/16)
Assists	3, vs. KANSAS (1/28/17)
Steals	3, vs. TEXAS A&M (1/3/17)
Blocks	4, vs. UCLA (12/03/16)
Minutes	37, vs. KANSAS (1/28/17)

CAREER HIGHS

Points	25, at Ole Miss (12/29/16)
FG Made	12, at Ole Miss (12/29/16)
FG Attempts	19, at Ole Miss (12/29/16)
3FG Made	
3FG Attempts	
FT Made	10, vs. UCLA (12/03/16)
FT Attempts	13, twice, last vs. UCLA (12/03/16)
Rebounds	13, vs. UCLA (12/03/16)
Assists	3, vs. KANSAS (1/28/17)
Steals	3, vs. TEXAS A&M (1/3/17)
Blocks	4, vs. UCLA (12/03/16)
Minutes	37, vs. KANSAS (1/28/17)

GAME-BY-GAME

Opponent	Date	gs	min	Total		3-Pointers		Free throws		Rebounds				Other				pts	avg		
				fg-fga	pct	3fg-fga	pct	ft-fga	pct	off	def	tot	avg	pf	a	l/o	blk			stl	
STEPHEN F. AUSTIN	11/11/16	*	15	1-1	1.000	0-0	.000	3-7	.429	1	0	1	1.0	4	1	1	0	1	5	5.0	
CANISIUS	11/13/16	*	27	3-9	.333	0-0	.000	8-13	.615	6	5	11	6.0	2	2	0	3	0	14	9.5	
vs #13/13 Michigan State	11/15/16	*	26	2-3	.667	0-0	.000	2-3	.667	1	4	5	5.7	4	0	5	2	0	6	8.3	
DUQUESNE	11/20/16	*	24	5-8	.625	0-0	.000	2-3	.667	3	5	8	6.3	2	1	1	2	2	12	9.3	
CLEVELAND STATE	11/23/16	*	26	5-8	.625	0-0	.000	4-4	1.000	2	5	7	6.4	4	2	1	0	0	14	10.2	
UT-MARTIN	11/25/16	*	25	5-10	.500	0-0	.000	5-8	.625	8	4	12	7.3	0	0	1	1	0	15	11.0	
vs Arizona State	11/28/16	*	23	5-7	.714	0-0	.000	2-3	.667	5	4	9	7.6	1	2	0	3	0	12	11.1	
#11/9 UCLA	12/03/16	*	33	4-12	.333	0-0	.000	10-13	.769	7	6	13	8.3	3	0	0	4	0	18	12.0	
VALPO	12/07/16	*	29	5-9	.556	0-0	.000	6-8	.750	3	4	7	8.1	2	0	3	1	1	16	12.4	
vs Hofstra	12/11/16	*	25	7-10	.700	0-0	.000	0-1	.000	1	6	7	8.0	2	1	1	2	0	14	12.6	
vs #7/6 North Carolina	12/17/16	*	19	6-11	.545	0-0	.000	1-3	.333	4	3	7	7.9	5	1	0	0	0	13	12.6	
at #10/11 Louisville	12/21/16	*	35	5-6	.833	0-0	.000	1-6	.167	4	5	9	8.0	3	1	3	2	1	11	12.5	
at Ole Miss	12/29/16	*	34	12-19	.632	0-0	.000	1-4	.250	1	3	4	7.7	1	1	1	3	0	25	13.5	
TEXAS A&M	01/03/17	*	23	4-6	.667	0-0	.000	2-2	1.000	1	2	3	7.4	0	1	2	3	3	10	13.2	
ARKANSAS	01/07/17	*	33	3-5	.600	0-0	.000	5-10	.500	4	3	7	7.3	2	1	1	1	1	11	13.1	
at Vanderbilt	01/10/17	*	30	3-4	.750	0-0	.000	8-10	.800	3	4	7	7.3	4	0	1	0	0	14	13.1	
AUBURN	01/14/17	*	35	4-5	.800	0-0	.000	7-11	.636	2	6	8	7.4	2	0	3	3	0	15	13.2	
at Mississippi State	01/17/17	*	20	2-2	1.000	0-0	.000	1-2	.500	1	3	4	7.2	4	1	3	2	0	5	12.8	
#24/24 SOUTH CAROLINA	01/21/17	*	29	5-6	.833	0-0	.000	8-12	.667	2	1	3	6.9	4	1	1	0	2	18	13.1	
at Tennessee	01/24/17	*	34	7-8	.875	0-0	.000	7-8	.875	1	4	5	6.9	3	0	1	2	0	21	13.5	
#2/1 KANSAS	01/28/17	*	37	3-7	.429	0-0	.000	4-10	.400	4	4	8	6.9	4	3	4	1	2	10	13.3	
GEORGIA	01/31/17	*	22	4-6	.667	0-0	.000	4-6	.667	2	3	5	6.8	4	0	1	1	1	12	13.2	
Totals			22	604	100-162	.617	0-0	.000	91-147	.619	66	84	150	6.8	60	19	34	36	14	291	13.2

SUPERLATIVES

Season Stats		Career Stats	
10+ points	19	10+ points	19
20+ points	2	20+ points	2
3+ blocks	6	3+ blocks	6
3+ steals	1	3+ steals	1
10+ rebounds	3	10+ rebounds	3
Double-doubles	3	Double-doubles	3
Dunks	65	Dunks	65

CAREER STATS

Year	GP-GS	Min-Avg	FG-FGA	Pct	3FG-FGA	Pct	FT-FTA	Pct	Off-Def-Tot-Avg	PF-FO	Ast	TO	Blk	Stl	Pts	Avg
2016-17	22-22	604-27.5	100-162	.617	0-0	.000	91-147	.619	66-84-150-6.8	60-1	19	34	36	14	291	13.2
TOTAL	22-22	604-27.5	100-162	.617	0-0	.000	91-147	.619	66-84-150-6.8	60-1	19	34	36	14	291	13.2



Hamidou DIALLO

4

Freshman • Guard • 6-5 • Queens, N.Y.
Putnam Science Academy • Undergraduate Studies

BIO BLAST

- Midyear enrollee who joined the team in January after graduating from Putnam Science Academy in Connecticut in May
- Top-10 prospect in the class of 2017 by many national pundits
- Ranked by 247 Sports as No. 9 overall player, while ESPN lists him at No. 11
- No. 1 shooting guard by both 247 Sports and Scout
- During his final season at Putnam the Mustangs went 38-3 overall and made an appearance in the state semifinals
- Two-time all-state honoree and averaged 19.0 points, 6.0 rebounds and 3.0 assists in his senior season
- Averaged 17.0 points and 4.0 rebounds as a junior
- Named MVP of the Hoophall Classic and the Dematha Classic
- Key member of the USA Men's U18 National Team that won gold at the 2016 FIBA Americas U18 Championship in Chile in July
- Averaged 7.6 points and 4.6 rebounds per game for Team USA
- Honor-roll student

SEASON AVERAGES

Games played	
Minutes/game	
Points/game	
FG Pct	
FT Pct	
Rebounds/game	
Assists/game	
Turnovers/game	
Assist/turnover ratio	
Steals/game	
Blocks/game	

GAME-BY-GAME

Has not yet played

SEASON HIGHS

Points	
FG Made	
FG Attempts	
3FG Made	
3FG Attempts	
FT Made	
FT Attempts	
Rebounds	
Assists	
Steals	
Blocks	
Minutes	

CAREER HIGHS

Points	
FG Made	
FG Attempts	
3FG Made	
3FG Attempts	
FT Made	
FT Attempts	
Rebounds	
Assists	
Steals	
Blocks	
Minutes	

SUPERLATIVES

Season Stats		Career Stats	
10+ points	-	10+ points	-
20+ points	-	20+ points	-
3+ blocks	-	3+ blocks	-
3+ steals	-	3+ steals	-
10+ rebounds	-	10+ rebounds	-
Double-doubles	-	Double-doubles	-
Dunks	-	Dunks	-

CAREER STATS

--	--

MALIK MONK

5

Freshman • Guard • 6-3 • Lepanto, Ark.
Bentonville • Undergraduate Studies



BIO BLAST

- SEC Player of the Week and USBWA National Player of the Week (Dec. 19)
- SEC Freshman of the Week (Nov. 21, Jan. 2 and Jan. 16)
- Leads the SEC in scoring with a 22.4 average. No Calipari-coached player has ever averaged more than 21.2 points for an entire year (Dajuan Wagner at Memphis in 2001-02)
- Has made 70 3-pointers in the first 22 games, ahead of where Jamal Murray (58) was through the same amount of games when he went on to break the UK freshman record
- Scored in double figures in all 22 games this year
- Has scored 24 or more in seven of the last 12 and 30-plus points in three of those
- Coming off his second-best scoring game - 37 points, dropping 31 after halftime vs. UGA
- Set the UK freshman single-game scoring record with 47 points vs. UNC on 18-of-22 shooting, including eight 3-pointers and the all-important go-ahead trey with seconds remaining. It's the most points any Calipari-coached player in college has ever scored
- Two games later scored 34, with five 3s, in the SEC opener at Ole Miss. It was the school record for most points by a freshman in a road game
- Preseason All-SEC Second Team (AP/Coaches)
- Tabbed to the preseason Jerry West Award and Naismith Trophy watch lists

SEASON AVERAGES

Games played	22
Minutes/game	31.3
Points/game	22.4
FG Pct	49.6
3FG Pct	41.2
FT Pct	82.8
Rebounds/game	2.5
Assists/game	2.3
Turnovers/game	2.2
Assist/turnover ratio	1.0
Steals/game	1.2
Blocks/game	0.4

GAME-BY-GAME

Opponent	Date	gs	min	Total		3-Pointers		Free throws		Rebounds				pf	a	t/o	blk	stl	pts	avg	
				fg-fga	pct	3fg-fga	pct	ft-fa	pct	off	def	tot	avg								
STEPHEN F. AUSTIN	11/11/16	*	20	4-14	.286	1-6	.167	1-1	1.000	0	0	0	0.0	3	1	1	1	1	10	10.0	
CANISIUS	11/13/16	*	32	5-11	.455	2-6	.333	4-4	1.000	1	3	4	2.0	2	2	3	1	1	16	13.0	
vs #13/13 Michigan State	11/15/16	*	34	8-17	.471	7-11	.636	0-0	.000	0	6	6	3.3	1	1	2	0	0	23	16.3	
DUQUESNE	11/20/16	*	18	6-12	.500	2-8	.250	0-0	.000	0	2	2	3.0	2	0	1	1	0	14	15.8	
CLEVELAND STATE	11/23/16	*	30	8-12	.667	4-6	.667	3-5	.600	0	3	3	3.0	1	4	3	0	2	23	17.2	
UT-MARTIN	11/25/16	*	29	10-17	.588	2-8	.250	4-4	1.000	0	2	2	2.8	2	7	2	0	1	26	18.7	
vs Arizona State	11/28/16	*	30	8-20	.400	3-10	.300	4-5	.800	0	3	3	2.9	0	4	2	0	1	23	19.3	
#11/9 UCLA	12/03/16	*	36	10-19	.526	4-8	.500	0-0	.000	2	1	3	2.9	3	0	2	0	5	24	19.9	
VALPO	12/07/16	*	22	6-13	.462	1-5	.200	2-2	1.000	1	1	2	2.8	2	1	2	0	0	15	19.3	
vs Hofstra	12/11/16	*	29	7-16	.438	4-10	.400	2-2	1.000	1	0	1	2.6	4	4	0	1	0	20	19.4	
vs #7/6 North Carolina	12/17/16	*	38	18-28	.643	8-12	.667	3-5	.600	0	0	0	2.4	0	2	2	0	1	47	21.9	
at #10/11 Louisville	12/21/16	*	29	6-17	.353	1-9	.111	3-3	1.000	0	3	3	2.4	4	1	3	0	1	16	21.4	
at Ole Miss	12/29/16	*	35	11-16	.688	5-7	.714	7-8	.875	2	4	6	2.7	2	1	1	0	3	34	22.4	
TEXAS A&M	01/03/17	*	24	8-11	.727	5-7	.714	5-5	1.000	0	1	1	2.6	1	0	1	0	1	26	22.6	
ARKANSAS	01/07/17	*	27	4-10	.400	0-5	.000	4-6	.667	1	0	1	2.5	4	3	1	0	1	12	21.9	
at Vanderbilt	01/10/17	*	29	6-15	.400	1-4	.250	5-6	.833	0	1	1	2.4	3	1	0	0	1	18	21.7	
AUBURN	01/14/17	*	36	8-14	.571	4-8	.500	4-4	1.000	0	1	1	2.3	0	6	1	1	0	24	21.8	
at Mississippi State	01/17/17	*	34	5-14	.357	0-3	.000	4-6	.667	0	3	3	2.3	1	4	5	0	1	14	21.4	
#24/24 SOUTH CAROLINA	01/21/17	*	36	9-14	.643	4-7	.571	5-6	.833	0	3	3	2.4	0	1	4	1	2	27	21.7	
at Tennessee	01/24/17	*	37	7-19	.368	3-13	.231	8-10	.800	0	3	3	2.4	2	4	5	0	1	25	21.9	
#2/1 KANSAS	01/28/17	*	39	6-13	.462	2-6	.333	4-5	.800	1	3	4	2.5	2	2	2	0	0	18	21.7	
GEORGIA	01/31/17	*	44	10-21	.476	7-11	.636	10-12	.833	0	3	3	2.5	1	1	5	3	3	37	22.4	
Totals			22	688	170-343	.496	70-170	.412	82-99	.828	9	46	55	2.5	40	50	48	9	26	492	22.4

SEASON HIGHS

Points	47, vs. North Carolina (12/17/16)
FG Made	18, vs. North Carolina (12/17/16)
FG Attempts	28, vs. North Carolina (12/17/16)
3FG Made	8, vs. North Carolina (12/17/16)
3FG Attempts	13, at Tennessee (1/24/17)
FT Made	10, vs. GEORGIA (1/31/17)
FT Attempts	12, vs. GEORGIA (1/31/17)
Rebounds	6, twice, last at Ole Miss (12/29/16)
Assists	7, vs. UT MARTIN (11/25/16)
Steals	5, vs. UCLA (12/03/16)
Blocks	3, vs. GEORGIA (1/31/17)
Minutes	44, vs. GEORGIA (1/31/17)

CAREER HIGHS

Points	47, vs. North Carolina (12/17/16)
FG Made	18, vs. North Carolina (12/17/16)
FG Attempts	28, vs. North Carolina (12/17/16)
3FG Made	8, vs. North Carolina (12/17/16)
3FG Attempts	13, at Tennessee (1/24/17)
FT Made	10, vs. GEORGIA (1/31/17)
FT Attempts	12, vs. GEORGIA (1/31/17)
Rebounds	6, twice, last at Ole Miss (12/29/16)
Assists	7, vs. UT MARTIN (11/25/16)
Steals	5, vs. UCLA (12/03/16)
Blocks	3, vs. GEORGIA (1/31/17)
Minutes	44, vs. GEORGIA (1/31/17)

SUPERLATIVES

Season Stats		Career Stats	
10+ points	22	10+ points	22
20+ points	13	20+ points	13
3+ assists	8	3+ assists	8
3+ steals	3	3+ steals	3
10+ rebounds	-	10+ rebounds	-
Double-doubles	-	Double-doubles	-
Dunks	18	Dunks	18

CAREER STATS

Year	GP-GS	Min-Avg	FG-FGA	Pct	3FG-FGA	Pct	FT-FTA	Pct	Off-Def-Tot-Avg	PF-FO	Ast	TO	Blk	Stl	Pts	Avg
2016-17	22-22	688-31.3	170-343	.496	70-170	.412	82-99	.828	9-46-55-2.5	40-0	50	48	9	26	492	22.4
TOTAL	22-22	688-31.3	170-343	.496	70-170	.412	82-99	.828	9-46-55-2.5	40-0	50	48	9	26	492	22.4



JONNY DAVID

10

Sophomore • Guard • 6-2 • Pittsburgh
Mt. Lebanon • Kinesiology

BIO BLAST

- Scored a career-high five points, making two free throws and a 3-pointer -- his first career field goal -- in two minutes against Texas A&M.
- Made his 2016 debut in the final two minutes of the Canisius game
- Appeared in 11 games during his freshman campaign
- SEC Academic Honor Roll member as a freshman
- 1,000-point scorer in high school
- His father was a letterwinner at the University of Pittsburgh while head coach John Calipari was an assistant coach

SEASON AVERAGES

Games played	7
Minutes/game	1.6
Points/game	0.7
FG Pct.	50.0
3FG Pct.	100.0
FT Pct.	50.0
Rebounds/game	
Assists/game	
Turnovers/game	0.4
Assist/turnover ratio	
Steals/game	
Blocks/game	

SEASON HIGHS

Points	5, vs. TEXAS A&M (1/3/17)
FG Made	1, vs. TEXAS A&M (1/3/17)
FG Attempts	1, twice, last vs. TEXAS A&M (1/3/17)
3FG Made	1, vs. TEXAS A&M (1/3/17)
3FG Attempts	1, vs. TEXAS A&M (1/3/17)
FT Made	2, vs. TEXAS A&M (1/3/17)
FT Attempts	2, twice, last vs. TEXAS A&M (1/3/17)
Rebounds	
Assists	
Steals	
Blocks	
Minutes	3, vs. CLEVELAND ST. (11/23/16)

CAREER HIGHS

Points	5, vs. TEXAS A&M (1/3/17)
FG Made	1, vs. TEXAS A&M (1/3/17)
FG Attempts	1, four times, last vs. TEXAS A&M (1/3/17)
3FG Made	1, vs. TEXAS A&M (1/3/17)
3FG Attempts	1, three times, last vs. TEXAS A&M (1/3/17)
FT Made	2, twice, last vs. TEXAS A&M (1/3/17)
FT Attempts	2, three times, last vs. TEXAS A&M (1/3/17)
Rebounds	
Assists	
Steals	
Blocks	
Minutes	3, vs. CLEVELAND ST (11/23/16)

GAME-BY-GAME

Opponent	Date	qs	min	Total		3-Pointers		Free throws		Rebounds				pf	a	t/o	blk	stl	pts	avg
				fg-fga	pct	3fg-fga	pct	ft-fa	pct	off	def	tot	avg							
STEPHEN F. AUSTIN	11/11/16		dnp	-	-	-	-	-	-	-	-	-	-	-	-	-	-	-	-	-
CANISIUS	11/13/16	2	0-0	.000	0-0	.000	0-2	.000	0	0	0	0.0	0	0	0	0	0	0	0.0	
vs #13/13 Michigan State	11/15/16		dnp	-	-	-	-	-	-	-	-	-	-	-	-	-	-	-	-	
DUQUESNE	11/20/16	2	0-0	.000	0-0	.000	0-0	.000	0	0	0	0.0	0	0	2	0	0	0	0.0	
CLEVELAND STATE	11/23/16	3	0-1	.000	0-0	.000	0-0	.000	0	0	0	0.0	0	0	0	0	0	0	0.0	
UT-MARTIN	11/25/16	1	0-0	.000	0-0	.000	0-0	.000	0	0	0	0.0	0	0	1	0	0	0	0.0	
vs Arizona State	11/28/16	1	0-0	.000	0-0	.000	0-0	.000	0	0	0	0.0	0	0	0	0	0	0	0.0	
#11/9 UCLA	12/03/16		dnp	-	-	-	-	-	-	-	-	-	-	-	-	-	-	-	-	
VALPO	12/07/16		dnp	-	-	-	-	-	-	-	-	-	-	-	-	-	-	-	-	
vs Hofstra	12/11/16		dnp	-	-	-	-	-	-	-	-	-	-	-	-	-	-	-	-	
vs #7/6 North Carolina	12/17/16		dnp	-	-	-	-	-	-	-	-	-	-	-	-	-	-	-	-	
at #10/11 Louisville	12/21/16		dnp	-	-	-	-	-	-	-	-	-	-	-	-	-	-	-	-	
at Ole Miss	12/29/16		dnp	-	-	-	-	-	-	-	-	-	-	-	-	-	-	-	-	
TEXAS A&M	01/03/17	2	1-1	1.000	1-1	1.000	2-2	1.000	0	0	0	0.0	0	0	0	0	0	5	0.8	
ARKANSAS	01/07/17	0	0-0	.000	0-0	.000	0-0	.000	0	0	0	0.0	0	0	0	0	0	0	0.7	
at Vanderbilt	01/10/17		dnp	-	-	-	-	-	-	-	-	-	-	-	-	-	-	-	-	
AUBURN	01/14/17		dnp	-	-	-	-	-	-	-	-	-	-	-	-	-	-	-	-	
at Mississippi State	01/17/17		dnp	-	-	-	-	-	-	-	-	-	-	-	-	-	-	-	-	
#24/24 SOUTH CAROLINA	01/21/17		dnp	-	-	-	-	-	-	-	-	-	-	-	-	-	-	-	-	
at Tennessee	01/24/17		dnp	-	-	-	-	-	-	-	-	-	-	-	-	-	-	-	-	
#2/1 KANSAS	01/28/17		dnp	-	-	-	-	-	-	-	-	-	-	-	-	-	-	-	-	
GEORGIA	01/31/17		dnp	-	-	-	-	-	-	-	-	-	-	-	-	-	-	-	-	
Totals		0	11	1-2	.500	1-1	1.000	2-4	.500	0	0	0	0.0	0	0	3	0	0	5	0.7

SUPERLATIVES

Season Stats		Career Stats	
10+ points	-	10+ points	-
20+ points	-	20+ points	-
3+ assists	-	3+ assists	-
3+ steals	-	3+ steals	-
10+ rebounds	-	10+ rebounds	-
Double-doubles	-	Double-doubles	-
Dunks	-	Dunks	-

CAREER STATS

Year	GP-GS	Min-Avg	FG-FGA	Pct	3FG-FGA	Pct	FT-FTA	Pct	Off-Def-Tot-Avg	PF-FO	Ast	TO	Blk	Stl	Pts	Avg
2015-16	11-0	11-1.0	0-2	.00	0-2	.000	2-2	1.000	0-0-0-0.0	1-0	0	1	0	0	2	0.2
2016-17	7-0	11-1.6	1-2	.500	1-1	1.000	2-4	.500	0-0-0-0.0	0-0	0	3	0	0	5	0.7
TOTAL	18-0	22-1.2	1-4	.250	1-3	.333	4-6	.667	0-0-0-0.0	1-0	0	4	0	0	7	0.4



MYCHAL MULDER

11

Senior • Guard • 6-4 • Windsor, Ontario
Vincennes University • Communication

BIO BLAST

- Missed the last four games due to illness. He is day to day
- Has played double-digit minutes in two of his last three appearances, scoring 12 points -- one shy of his career high -- in the last home game (vs. Auburn)
- Knocked down multiple 3-pointers in four consecutive appearances prior to Valpo and had hit at least one 3-pointer in five straight outings played prior to Hofstra
- Scored in double figures in three straight games for the first time in his career (Nov. 20-25)
- Has scored 104 points over the last 16 games he's played in after scoring 23 in his previous 27 appearances for the Wildcats
- Appeared in 24 games in his first season with Kentucky after transferring from Vincennes University
- Junior College All-American who averaged 15.7 points and 6.4 rebounds while connecting on 46.3 percent of his field goals from 3-point range at Vincennes
- Well-rounded athlete who also competed in football and track and field in high school
- One of four players on the 2016-17 roster who were born outside of the United States
- Has a 44-inch vertical, the second-best mark on the team (behind Dominique Hawkins)

SEASON AVERAGES

Games played	16
Minutes/game	11.6
Points/game	6.5
FG Pct	45.6
3FG Pct	40.4
FT Pct	100.0
Rebounds/game	1.9
Assists/game	0.4
Turnovers/game	0.4
Assist/turnover ratio	1.2
Steals/game	0.3
Blocks/game	0.3

SEASON HIGHS

Points	13, twice, last vs. CLEVELAND ST. (11/23/16)
FG Made	5, twice, last vs. CLEVELAND ST. (11/23/16)
FG Attempts	11, vs. DUQUESNE (11/20/16)
3FG Made	4, vs. UT MARTIN (11/25/16)
3FG Attempts	8, vs. DUQUESNE (11/20/16)
FT Made	5, vs. AUBURN (1/14/16)
FT Attempts	5, vs. AUBURN (1/14/16)
Rebounds	7, vs. VALPO (12/07/16)
Assists	2, twice, last vs. AUBURN (1/14/16)
Steals	2, vs. UT MARTIN (11/25/16)
Blocks	1, four times, last vs. VALPO (12/07/16)
Minutes	22, vs. CLEVELAND ST. (11/23/16)

CAREER HIGHS

Points	13, twice, last vs. CLEVELAND ST. (11/23/16)
FG Made	5, twice, last vs. CLEVELAND ST. (11/23/16)
FG Attempts	11, vs. DUQUESNE (11/20/16)
3FG Made	4, vs. UT MARTIN (11/25/16)
3FG Attempts	8, vs. DUQUESNE (11/20/16)
FT Made	5, vs. AUBURN (1/14/16)
FT Attempts	5, vs. AUBURN (1/14/16)
Rebounds	8, at LSU (1/5/16)
Assists	2, three times, last vs. AUBURN (1/14/16)
Steals	2, vs. UT MARTIN (11/25/16)
Blocks	1, four times, last vs. VALPO (12/07/16)
Minutes	22, vs. CLEVELAND ST. (11/23/16)

GAME-BY-GAME

Opponent	Date	gs	min	Total		3-Pointers		Free throws		Rebounds				pf	a	t/o	blk	stl	pts	avg
				fg	fga	pct	3fg	3fga	pct	ft	fta	pct	off							
STEPHEN F. AUSTIN	11/11/16	6	3-4	.750	2-3	.667	0-0	.000	0	0	0	0.0	1	0	0	0	0	8	8.0	
CANISIUS	11/13/16	4	1-2	.500	1-2	.500	0-0	.000	0	0	0	0.0	1	0	0	0	1	3	5.5	
vs #13/13 Michigan State	11/15/16	2	0-1	.000	0-1	.000	0-0	.000	0	0	0	0.0	0	0	0	0	0	0	3.7	
DUQUESNE	11/20/16	20	5-11	.455	3-8	.375	0-0	.000	3	1	4	1.0	1	1	1	1	0	13	6.0	
CLEVELAND STATE	11/23/16	22	5-10	.500	3-7	.429	0-0	.000	2	0	2	1.2	1	0	2	1	0	13	7.4	
UT-MARTIN	11/25/16	15	4-5	.800	4-5	.800	0-0	.000	0	2	2	1.3	3	1	0	0	2	12	8.2	
vs Arizona State	11/28/16	11	2-8	.250	2-6	.333	0-0	.000	1	2	3	1.6	0	0	0	0	0	6	7.9	
#11/9 UCLA	12/03/16	dnp	-	-	-	-	-	-	-	-	-	-	-	-	-	-	-	-	-	
VALPO	12/07/16	16	4-10	.400	1-5	.200	0-0	.000	4	3	7	2.3	1	2	0	1	0	9	8.0	
vs Hofstra	12/11/16	15	2-6	.333	0-2	.000	2-2	1.000	1	4	5	2.6	1	0	0	0	0	6	7.8	
vs #7/6 North Carolina	12/17/16	dnp	-	-	-	-	-	-	-	-	-	-	-	-	-	-	-	-	-	
at #10/11 Louisville	12/21/16	9	2-4	.500	2-3	.667	0-0	.000	0	0	0	2.3	0	0	0	0	0	6	7.6	
at Ole Miss	12/29/16	13	1-3	.333	1-3	.333	0-0	.000	0	0	0	2.1	1	0	0	0	1	3	7.2	
TEXAS A&M	01/03/17	8	1-3	.333	1-3	.333	2-2	1.000	1	1	2	2.1	1	0	1	0	0	5	7.0	
ARKANSAS	01/07/17	9	2-3	.667	2-3	.667	0-0	.000	0	1	1	2.0	2	0	0	0	0	6	6.9	
at Vanderbilt	01/10/17	16	1-3	.333	0-2	.000	0-0	.000	0	2	2	2.0	2	0	1	0	0	2	6.6	
AUBURN	01/14/17	15	3-5	.600	1-3	.333	5-5	1.000	0	1	1	1.9	1	2	1	0	0	12	6.9	
at Mississippi State	01/17/17	5	0-1	.000	0-1	.000	0-0	.000	0	1	1	1.9	0	1	0	0	0	0	6.5	
#24/24 SOUTH CAROLINA	01/21/17	dnp	-	-	-	-	-	-	-	-	-	-	-	-	-	-	-	-	-	
at Tennessee	01/24/17	dnp	-	-	-	-	-	-	-	-	-	-	-	-	-	-	-	-	-	
#2/1 KANSAS	01/28/17	dnp	-	-	-	-	-	-	-	-	-	-	-	-	-	-	-	-	-	
GEORGIA	01/31/17	dnp	-	-	-	-	-	-	-	-	-	-	-	-	-	-	-	-	-	
Totals		0	186	36-79	.456	23-57	.404	9-9	1.000	12	18	30	1.9	16	7	6	4	4	104	6.5

SUPERLATIVES

Season Stats		Career Stats	
10+ points	4	10+ points	4
20+ points	-	20+ points	-
3+ assists	-	3+ assists	-
3+ steals	-	3+ steals	-
10+ rebounds	-	10+ rebounds	-
Double-doubles	-	Double-doubles	-
Dunks	4	Dunks	4

CAREER STATS

Year	GP-GS	Min-Avg	FG-FGA	Pct	3FG-FGA	Pct	FT-FTA	Pct	Off-Def-Tot-Avg	PF-FO	Ast	TO	Blk	Stl	Pts	Avg
2015-16	24-0	90-3.8	4-20	.200	2-12	.167	2-2	1.000	9-18-27-1.1	6-0	8	2	0	1	12	0.5
2016-17	16-0	186-11.6	36-79	.456	23-57	.404	9-9	1.000	12-18-30-1.9	16-0	7	6	4	4	104	6.5
TOTAL	40-0	276-6.9	40-99	.404	25-69	.362	11-11	1.000	21-36-57-1.4	22-0	15	8	4	5	116	2.9



ISAIAH BRISCOE

13

Sophomore • Guard • 6-3 • Newark, N.J.
Roselle Catholic • Undergraduate Studies

BIO BLAST

- SEC Player of the Week (Jan. 2)
- Has notched a double-double in each of the last two SEC contests
- Recorded a career-high 23 points at Vanderbilt, and again against Georgia
- Shooting 72 percent from the line this year, compared with his .460 output as a freshman
- Posted his first-career triple-double and just the third in school history at Ole Miss. Finished with 19 points, a career-high 11 assists and 10 rebounds
- Followed up his triple-double with a career 3-point-shooting night (3 of 3) in addition to a team-high seven assists against Texas A&M
- Solid all-around game vs. UNC with 10 points, seven rebounds and four assists. Calipari said of his game: "We don't win that game without him on the floor"
- Scored in double figures in 17 of 19 games he's played, leading UK in scoring the first two
- After missing two games with an injury, returned to the starting lineup and posted 20 points and seven assists in a win over Arizona State. He also was 2 of 2 from 3-point range for the first time in his career
- Preseason All-SEC Second Team (AP/Coaches)

SEASON AVERAGES

Games played	20
Minutes/game	31.4
Points/game	14.5
FG Pct	48.1
3FG Pct	36.1
FT Pct	72.2
Rebounds/game	5.3
Assists/game	4.5
Turnovers/game	2.5
Assist/turnover ratio	1.8
Steals/game	0.9
Blocks/game	0.2

SEASON HIGHS

Points	23, twice, last vs. GEORGIA (1/31/17)
FG Made	10, at Vanderbilt (1/10/17)
FG Attempts	18, twice, last at Vanderbilt (1/10/17)
3FG Made	3, vs. TEXAS A&M (1/3/17)
3FG Attempts	5, vs. UCLA (12/03/16)
FT Made	11, vs. GEORGIA (1/31/17)
FT Attempts	15, vs. GEORGIA (1/31/17)
Rebounds	14, at Tennessee (1/24/17)
Assists	11, at Ole Miss (12/29/16)
Steals	4, vs. DUQUESNE (11/20/16)
Blocks	.1, three times, last vs. North Carolina (11/17/16)
Minutes	45, vs. GEORGIA (1/31/17)

CAREER HIGHS

Points	23, twice, last vs. GEORGIA (1/31/17)
FG Made	10, at Vanderbilt (1/10/17)
FG Attempts	18, twice, last at Vanderbilt (1/10/17)
3FG Made	3, vs. TEXAS A&M (1/3/17)
3FG Attempts	5, vs. UCLA (12/03/16)
FT Made	11, vs. GEORGIA (1/31/17)
FT Attempts	15, vs. GEORGIA (1/31/17)
Rebounds	14, at Tennessee (1/24/17)
Assists	11, at Ole Miss (12/29/16)
Steals	4, twice, last vs. DUQUESNE (11/20/16)
Blocks	.1, eight times, last vs. North Carolina (11/17/16)
Minutes	45, vs. GEORGIA (1/31/17)

GAME-BY-GAME

Opponent	Date	gs	min	Total		3-Pointers		Free throws		Rebounds			pf	a	t/o	blk	stl	pts	avg		
				fg	fga	pct	3fg	3fga	pct	ft	fta	pct								off	def
STEPHEN F. AUSTIN	11/11/16	*	31	6-11	.545	1-3	.333	4-7	.571	0	1	1	1.0	2	1	4	0	1	17	17.0	
CANISIUS	11/13/16	*	32	9-13	.692	0-0	.000	3-4	.750	0	5	5	3.0	3	2	1	1	0	21	19.0	
vs #13/13 Michigan State	11/15/16	*	35	8-18	.444	0-3	.000	5-5	1.000	2	2	4	3.3	1	2	1	0	1	21	19.7	
DUQUESNE	11/20/16	*	17	4-10	.400	0-1	.000	5-6	.833	0	3	3	3.3	0	5	3	1	4	13	18.0	
CLEVELAND STATE	11/23/16	dnp	-	-	-	-	-	-	-	-	-	-	-	-	-	-	-	-	-	-	
UT-MARTIN	11/25/16	dnp	-	-	-	-	-	-	-	-	-	-	-	-	-	-	-	-	-	-	
vs Arizona State	11/28/16	*	25	7-9	.778	2-2	1.000	4-6	.667	1	3	4	3.4	3	7	1	0	3	20	18.4	
#11/9 UCLA	12/03/16	*	34	4-14	.286	0-5	.000	4-7	.571	1	3	4	3.5	4	3	0	0	0	12	17.3	
VALPO	12/07/16	*	24	4-7	.571	0-1	.000	2-3	.667	0	1	1	3.1	2	2	3	0	2	10	16.3	
vs Hofstra	12/11/16	*	32	8-11	.727	1-2	.500	2-5	.400	1	1	2	3.0	3	6	3	0	0	19	16.6	
vs #7/6 North Carolina	12/17/16	*	38	4-6	.667	1-1	1.000	1-2	.500	3	4	7	3.4	4	4	1	1	0	10	15.9	
at #10/11 Louisville	12/21/16	*	31	1-5	.200	0-0	.000	6-6	1.000	0	5	5	3.6	4	3	1	0	1	8	15.1	
at Ole Miss	12/29/16	*	36	6-14	.429	1-1	1.000	6-6	1.000	3	7	10	4.2	2	11	2	0	1	19	15.5	
TEXAS A&M	01/03/17	*	28	5-9	.556	3-3	1.000	0-0	.000	1	0	1	3.9	3	7	0	0	1	13	15.3	
ARKANSAS	01/07/17	*	36	4-11	.364	0-1	.000	7-9	.778	3	5	8	4.2	2	1	2	0	0	15	15.2	
at Vanderbilt	01/10/17	*	39	10-18	.556	0-1	.000	3-4	.750	2	5	7	4.4	0	5	1	0	0	23	15.8	
AUBURN	01/14/17	*	25	4-6	.667	2-2	1.000	0-4	.000	1	2	3	4.3	4	5	4	0	1	10	15.4	
at Mississippi State	01/17/17	*	31	4-14	.286	0-3	.000	4-4	1.000	2	2	4	4.3	4	3	2	0	2	12	15.2	
#24/24 SOUTH CAROLINA	01/21/17	*	29	0-2	.000	0-1	.000	0-0	.000	1	2	3	4.2	4	4	7	0	0	0	14.3	
at Tennessee	01/24/17	*	34	5-12	.417	1-2	.500	0-0	.000	3	11	14	4.8	2	5	2	0	1	11	14.1	
#2/1 KANSAS	01/28/17	*	26	4-9	.444	1-2	.500	3-4	.750	3	5	8	4.9	3	6	3	0	0	12	14.0	
GEORGIA	01/31/17	*	45	6-15	.400	0-2	.000	11-15	.733	4	7	11	5.3	3	8	6	0	0	23	14.5	
Totals			20	628	103-214	.481	13-36	.361	70-97	.722	31	74	105	5.3	53	90	50	3	18	289	14.5

SUPERLATIVES

Season Stats		Career Stats	
10+ points	18	10+ points	37
20+ points	5	20+ points	6
3+ assists	15	3+ assists	34
3+ steals	2	3+ steals	4
10+ rebounds	3	10+ rebounds	6
Double-doubles	3	Double-doubles	5
Dunks	1	Dunks	2

CAREER STATS

Year	GP-GS	Min-Avg	FG-FGA	Pct	3FG-FGA	Pct	FT-FTA	Pct	Off-Def-Tot-Avg	PF-FO	Ast	TO	Blk	Stl	Pts	Avg
2015-16	34-33	1094-32.2	132-301	.439	5-37	.135	57-124	.460	49-132-181-5.3	96-2	107	66	5	35	326	9.6
2016-17	20-20	628-31.4	103-214	.481	13-36	.361	70-97	.722	31-74-105-5.3	53-0	90	50	3	18	289	14.5
TOTAL	54-53	1722-31.9	235-515	.456	18-73	.247	127-221	.575	80-206-286-5.3	149-2	197	116	8	53	615	11.4



TAI WYNYARD

14

RS Freshman • Forward • 6-10 • Auckland, New Zealand
Rangitoto College • Undergraduate Studies

BIO BLAST

- Played a career-high 12 minutes, taking the first steal of his career and adding a block against Georgia
- Scored two points with a rebound and a block in three minutes vs. Arizona State
- Efficient in his four minutes against Cleveland State, scoring four points and grabbing three rebounds
- Made the first basket of his career against Duquesne
- Redshirted after enrolling midyear during the 2015-16 season
- Played for the New Zealand National Team in the FIBA 3-on-3 World Championships for a second straight year this summer
- Was the most valuable player in the 3-on-3 tournament in 2015 when he lead New Zealand to a gold medal
- Was the youngest player to ever make the New Zealand National Team roster
- His father is a world-champion lumberjack who owns more than 150 individual world titles. Tai like his father, also enjoys competing in lumberjack competitions

SEASON AVERAGES

Games played	13
Minutes/game	3.5
Points/game	0.7
FG Pct	80.0
3FG Pct	
FT Pct	33.3
Rebounds/game	0.9
Assists/game	0.1
Turnovers/game	0.2
Assist/turnover ratio	0.5
Steals/game	0.1
Blocks/game	0.2

SEASON HIGHS

Points	4, vs. CLEVELAND ST. (11/23/16)
FG Made	2, vs. CLEVELAND ST. (11/23/16)
FG Attempts	2, vs. CLEVELAND ST. (11/23/16)
3FG Made	
3FG Attempts	
FT Made	1, at Mississippi St. (1/17/17)
FT Attempts	2, at Mississippi St. (1/17/17)
Rebounds	3, vs. CLEVELAND ST. (11/23/16)
Assists	1, vs. UT MARTIN (11/25/16)
Steals	1, vs. GEORGIA (1/31/17)
Blocks	1, three times, last vs. GEORGIA (1/31/17)
Minutes	12, vs. GEORGIA (1/31/17)

CAREER HIGHS

Points	4, vs. CLEVELAND ST. (11/23/16)
FG Made	2, vs. CLEVELAND ST. (11/23/16)
FG Attempts	2, vs. CLEVELAND ST. (11/23/16)
3FG Made	
3FG Attempts	
FT Made	1, at Mississippi St. (1/17/17)
FT Attempts	2, at Mississippi St. (1/17/17)
Rebounds	3, vs. CLEVELAND ST. (11/23/16)
Assists	1, vs. UT MARTIN (11/25/16)
Steals	1, vs. GEORGIA (1/31/17)
Blocks	1, three times, last vs. GEORGIA (1/31/17)
Minutes	12, vs. GEORGIA (1/31/17)

GAME-BY-GAME

Opponent	Date	gs	min	Total		3-Pointers		Free throws		Rebounds				pf	a	t/o	blk	stl	pts	avg
				fg-fga	pct	3fg-fga	pct	ft-fga	pct	off	def	tot	avg							
STEPHEN F. AUSTIN	11/11/16	2	0-0	.000	0-0	.000	0-0	.000	0	0	0	0	1	0	0	0	0	0	0.0	
CANISIUS	11/13/16	3	0-0	.000	0-0	.000	0-0	.000	0	1	1	0.5	0	1	0	0	0	0.0		
vs #13/13 Michigan State	11/15/16	2	0-0	.000	0-0	.000	0-0	.000	0	2	2	1.0	0	0	0	0	0	0.0		
DUQUESNE	11/20/16	3	1-1	1.000	0-0	.000	0-0	.000	0	0	0	0.8	1	0	0	0	0	2.0		
CLEVELAND STATE	11/23/16	4	2-2	1.000	0-0	.000	0-1	.000	1	2	3	1.2	0	0	0	0	0	4.1		
UT-MARTIN	11/25/16	3	0-1	.000	0-0	.000	0-0	.000	1	1	2	1.3	0	1	0	0	0	1.0		
vs Arizona State	11/28/16	3	1-1	1.000	0-0	.000	0-0	.000	1	0	1	1.3	0	0	1	0	1	2.1		
#11/9 UCLA	12/03/16	dnp	-	-	-	-	-	-	-	-	-	-	-	-	-	-	-	-		
VALPO	12/07/16	dnp	-	-	-	-	-	-	-	-	-	-	-	-	-	-	-	-		
vs Hofstra	12/11/16	dnp	-	-	-	-	-	-	-	-	-	-	-	-	-	-	-	-		
vs #7/6 North Carolina	12/17/16	dnp	-	-	-	-	-	-	-	-	-	-	-	-	-	-	-	-		
at #10/11 Louisville	12/21/16	dnp	-	-	-	-	-	-	-	-	-	-	-	-	-	-	-	-		
at Ole Miss	12/29/16	2	0-0	.000	0-0	.000	0-0	.000	0	0	0	1.1	1	0	0	0	0	1.0		
TEXAS A&M	01/03/17	4	0-0	.000	0-0	.000	0-0	.000	0	0	0	1.0	2	0	0	0	0	0.9		
ARKANSAS	01/07/17	2	0-0	.000	0-0	.000	0-0	.000	0	0	0	0.9	0	0	0	0	0	0.8		
at Vanderbilt	01/10/17	dnp	-	-	-	-	-	-	-	-	-	-	-	-	-	-	-	-		
AUBURN	01/14/17	dnp	-	-	-	-	-	-	-	-	-	-	-	-	-	-	-	-		
at Mississippi State	01/17/17	5	0-0	.000	0-0	.000	1-2	.500	1	0	1	0.9	1	0	0	1	0	1.8		
#24/24 SOUTH CAROLINA	01/21/17	1	0-0	.000	0-0	.000	0-0	.000	0	0	0	0.8	0	0	0	0	0	0.8		
at Tennessee	01/24/17	dnp	-	-	-	-	-	-	-	-	-	-	-	-	-	-	-	-		
#2/1 KANSAS	01/28/17	dnp	-	-	-	-	-	-	-	-	-	-	-	-	-	-	-	-		
GEORGIA	01/31/17	12	0-0	.000	0-0	.000	0-0	.000	0	2	2	0.9	3	0	1	1	1	0.7		
Totals		0	46	4-5	.800	0-0	.000	1-3	.333	4	8	12	0.9	9	1	2	3	1	9	0.7

SUPERLATIVES

Season Stats	Career Stats
10+ points	-
20+ points	-
3+ blocks	-
3+ steals	-
10+ rebounds	-
Double-doubles	-
Dunks	-

CAREER STATS

Year	GP-GS	Min-Avg	FG-FGA	Pct	3FG-FGA	Pct	FT-FTA	Pct	Off-Def-Tot-Avg	PF-FO	Ast	TO	Blk	Stl	Pts	Avg
2016-17	13-0	46-3.5	4-5	.800	0-0	.000	1-3	.333	4-8-12-0.9	9-0	1	2	3	1	9	0.7
TOTAL	13-0	46-3.5	4-5	.800	0-0	.000	1-3	.333	4-8-12-0.9	9-0	1	2	3	1	9	0.7



ISAAC HUMPHRIES

15

Sophomore • Forward • 7-0 • Sydney, Australia
La Lumiere School • Communication

BIO BLAST

- Made his first start of the season vs. Georgia, pulling down seven boards that game
- Has scored four or more points in six of his last nine games
- Pulled down at least two rebounds in all but four games this season
- Just missed out on his first career double-double with a career-high-tying nine points and nine rebounds in 11 minutes against Cleveland State
- Had nine points and a team-high eight rebounds against Stephen F. Austin
- Added a team-high and career-best three steals and led UK with three blocks vs. SFA
- Appeared in 22 games as a freshman and made one start
- Had a breakout game at Texas A&M with six points and a career-best 12 points
- Spent the offseason completely transforming his body and is down almost 15 pounds from when he reported as a freshman
- SEC Academic Honor roll member
- Attended a performing arts school while growing up in Australia

SEASON AVERAGES

Games played	22
Minutes/game	9.7
Points/game	3.5
FG Pct	.48.5
3FG Pct	
FT Pct	.56.5
Rebounds/game	3.7
Assists/game	0.3
Turnovers/game	0.5
Assist/turnover ratio	0.6
Steals/game	0.3
Blocks/game	0.8

SEASON HIGHS

Points	9, twice, last vs. CLEVELAND ST. (11/23/16)
FG Made	4, twice, last vs. CLEVELAND ST. (11/23/16)
FG Attempts	8, vs. SFA (11/11/16)
3FG Made	
3FG Attempts	
FT Made	2, four times, last vs. SOUTH CAROLINA (1/21/17)
FT Attempts	4, three times, last vs. ARKANSAS (1/7/17)
Rebounds	9, vs. CLEVELAND ST. (11/23/16)
Assists	2, vs. UCLA (12/03/16)
Steals	3, vs. SFA (11/11/16)
Blocks	3, vs. SFA (11/11/16)
Minutes	20, vs. North Carolina (12/17/16)

CAREER HIGHS

Points	9, twice, last vs. CLEVELAND ST. (11/23/16)
FG Made	4, twice, last vs. CLEVELAND ST. (11/23/16)
FG Attempts	8, vs. SFA (11/11/16)
3FG Made	
3FG Attempts	
FT Made	4, vs. ALBANY (11/13/15)
FT Attempts	4, four times, last vs. TEXAS A&M (1/3/17)
Rebounds	12, at Texas A&M (2/20/16)
Assists	2, vs. UCLA (12/03/16)
Steals	3, vs. SFA (11/11/16)
Blocks	4, vs. GEORGIA (2/9/16)
Minutes	27, at UCLA (12/3/15)

GAME-BY-GAME

Opponent	Date	gs	min	Total		3-Pointers		Free throws		Rebounds				pf	a	t/o	blk	stl	pts	avg
				fg	fga	pct	3fg	3fga	pct	ft	fta	pct	off							
STEPHEN F. AUSTIN	11/11/16	19	4-8	.500	0-0	.000	1-2	.500	4	4	8	8.0	0	1	1	3	3	9	9.0	
CANISIUS	11/13/16	7	3-4	.750	0-0	.000	0-0	.000	3	1	4	6.0	3	0	1	0	0	6	7.5	
vs #13/13 Michigan State	11/15/16	13	0-3	.000	0-0	.000	0-0	.000	1	4	5	5.7	2	1	1	1	2	0	5.0	
DUQUESNE	11/20/16	10	1-2	.500	0-0	.000	0-0	.000	1	2	3	5.0	1	0	0	0	0	2	4.3	
CLEVELAND STATE	11/23/16	11	4-6	.667	0-0	.000	1-1	1.000	5	4	9	5.8	3	1	2	0	0	9	5.2	
UT-MARTIN	11/25/16	12	3-5	.600	0-0	.000	1-1	1.000	2	1	3	5.3	2	0	0	2	0	7	5.5	
vs Arizona State	11/28/16	8	1-2	.500	0-0	.000	1-2	.500	3	0	3	5.0	1	0	0	2	0	3	5.1	
#11/9 UCLA	12/03/16	8	0-2	.000	0-0	.000	0-0	.000	2	0	2	4.6	2	2	0	2	1	0	4.5	
VALPO	12/07/16	9	1-2	.500	0-0	.000	0-0	.000	1	2	3	4.4	3	0	1	1	0	2	4.2	
vs Hofstra	12/11/16	13	1-4	.250	0-0	.000	1-4	.250	1	2	3	4.3	2	1	0	2	0	3	4.1	
vs #7/6 North Carolina	12/17/16	20	1-3	.333	0-0	.000	0-1	.000	2	3	5	4.4	3	0	1	0	0	2	3.9	
at #10/11 Louisville	12/21/16	5	0-0	.000	0-0	.000	0-0	.000	0	0	0	4.0	1	0	0	0	0	0	3.6	
at Ole Miss	12/29/16	4	0-0	.000	0-0	.000	2-2	1.000	0	3	3	3.9	0	0	1	1	0	2	3.5	
TEXAS A&M	01/03/17	13	3-6	.500	0-0	.000	2-4	.500	2	4	6	4.1	4	1	0	0	0	8	3.8	
ARKANSAS	01/07/17	7	1-1	1.000	0-0	.000	2-4	.500	2	2	4	4.1	0	0	0	0	0	4	3.8	
at Vanderbilt	01/10/17	8	1-4	.250	0-0	.000	0-0	.000	4	3	7	4.3	2	0	0	0	0	2	3.7	
AUBURN	01/14/17	5	2-2	1.000	0-0	.000	0-0	.000	1	0	1	4.1	1	0	1	0	0	4	3.7	
at Mississippi State	01/17/17	10	2-5	.400	0-0	.000	0-0	.000	2	0	2	3.9	5	0	0	0	0	4	3.7	
#24/24 SOUTH CAROLINA	01/21/17	10	2-2	1.000	0-0	.000	2-2	1.000	2	2	4	3.9	3	0	1	2	0	6	3.8	
at Tennessee	01/24/17	5	0-0	.000	0-0	.000	0-0	.000	0	0	0	3.8	1	0	0	0	0	0	3.7	
#2/1 KANSAS	01/28/17	4	0-0	.000	0-0	.000	0-0	.000	0	0	0	3.6	2	0	1	1	0	0	3.5	
GEORGIA	01/31/17	* 13	2-5	.400	0-0	.000	0-0	.000	4	3	7	3.7	3	0	1	0	0	4	3.5	
Totals		1	214	32-66	.485	0-0	.000	13-23	.565	42	40	82	3.7	44	7	12	17	6	77	3.5

SUPERLATIVES

Season Stats	Career Stats
10+ points	-
20+ points	-
3+ blocks	2
3+ steals	1
10+ rebounds	1
Double-doubles	-
Dunks	4

CAREER STATS

Year	GP-GS	Min-Avg	FG-FGA	Pct	3FG-FGA	Pct	FT-FTA	Pct	Off-Def-Tot-Avg	PF-FO	Ast	TO	Blk	Stl	Pts	Avg
2015-16	23-1	210-9.1	16-41	.390	0-0	.000	11-15	.733	20-36-56-2.4	46-2	2	10	16	2	43	1.9
2016-17	22-1	214-9.7	32-66	.485	0-0	.000	13-23	.565	42-40-82-3.7	44-1	7	12	17	6	77	3.5
TOTAL	45-2	424-9.4	48-107	.449	0-0	.000	24-38	.632	62-76-138-3.1	90-3	9	22	33	8	120	2.7



BRAD CALIPARI

20

Freshman • Guard • 6-0 • Franklin Lakes, N.J.
MacDuffie School • Business-Marketing

BIO BLAST

- Made a 3-pointer in two straight appearances vs. Arizona State and Valparaiso
- Played a career-high eight minutes vs. Cleveland State and registered his first career block
- Made his UK debut in the final two minutes of the Stephen F. Austin game
- Scored his first career points -- two free throws -- vs. Canisius
- Had five points and a rebound in the exhibition win over Asbury
- Scored six points off a pair of 3-pointers in the exhibition win vs. Clarion
- Played 35 minutes and scored three points in the Blue-White Game
- Spent the last two seasons at MacDuffie after starting his high school career at Lexington Christian Academy
- Developed into a sharpshooter during his final season at MacDuffie, where he shot a team-high 47 percent from behind the 3-point line
- Averaged 15.3 points, 3.6 assists and 2.6 rebounds per game as a senior
- Finished his career as a 1,000-point scorer
- Aspires to be a coach one day

SEASON AVERAGES

Games played	13
Minutes/game	3.2
Points/game	0.6
FG Pct	15.4
3FG Pct	16.7
FT Pct	40.0
Rebounds/game	0.2
Assists/game	0.1
Turnovers/game	0.2
Assist/turnover ratio	0.5
Blocks/game	0.1

SEASON HIGHS

Points	3, twice, last vs. VALPO (12/07/16)
FG Made	1, twice, last vs. VALPO (12/07/16)
FG Attempts	3, vs. Arizona St. (11/28/16)
FG Made	1, twice, last vs. VALPO (12/07/16)
3FG Attempts	3, vs. CLEVELAND ST. (11/23/16)
FT Made	2, vs. CANISIUS (11/13/16)
FT Attempts	3, vs. CANISIUS (11/13/16)
Rebounds	1, three times, last last vs. TEXAS A&M (1/3/17)
Assists	1, vs. Arizona St. (11/28/16)
Steals	-
Blocks	1, vs. CLEVELAND ST. (11/23/16)
Minutes	8, vs. CLEVELAND ST. (11/23/16)

CAREER HIGHS

Points	3, twice, last vs. VALPO (12/07/16)
FG Made	1, twice, last vs. VALPO (12/07/16)
FG Attempts	3, vs. Arizona St. (11/28/16)
FG Made	1, twice, last vs. VALPO (12/07/16)
3FG Attempts	3, vs. CLEVELAND ST. (11/23/16)
FT Made	2, vs. CANISIUS (11/13/16)
FT Attempts	3, vs. CANISIUS (11/13/16)
Rebounds	1, twice, last vs. Arizona St. (11/28/16)
Rebounds	1, three times, last last vs. TEXAS A&M (1/3/17)
Steals	-
Blocks	1, vs. CLEVELAND ST. (11/23/16)
Minutes	8, vs. CLEVELAND ST. (11/23/16)

GAME-BY-GAME

Opponent	Date	gs	min	Total		3-Pointers		Free throws		Rebounds					pts	avg					
				fg	pct	fg	pct	ft	pct	off	def	tot	avg	pf			a	t/o	blk	stl	
STEPHEN F. AUSTIN	11/11/16	2	0-0	.000	0-0	.000	0-0	.000	0	0	0	0.0	0	0	0	0	0	0	0	0.0	
CANISIUS	11/13/16	3	0-0	.000	0-0	.000	2-3	.667	0	0	0	0.0	0	0	0	1	0	0	0	2	1.0
vs #13/13 Michigan State	11/15/16	2	0-1	.000	0-1	.000	0-0	.000	0	0	0	0.0	0	0	0	0	0	0	0	0	0.7
DUQUESNE	11/20/16	3	0-0	.000	0-0	.000	0-0	.000	0	1	1	0.3	0	0	0	0	0	0	0	0	0.5
CLEVELAND STATE	11/23/16	8	0-3	.000	0-3	.000	0-0	.000	0	0	0	0.2	0	0	1	1	0	0	0	0	0.4
UT-MARTIN	11/25/16	5	0-2	.000	0-2	.000	0-2	.000	0	0	0	0.2	1	0	0	0	0	0	0	0	0.3
vs Arizona State	11/28/16	4	1-3	.333	1-2	.500	0-0	.000	0	1	1	0.3	0	1	0	0	0	0	0	3	0.7
#11/9 UCLA	12/03/16	dnp	-	-	-	-	-	-	-	-	-	-	-	-	-	-	-	-	-	-	-
VALPO	12/07/16	3	1-2	.500	1-2	.500	0-0	.000	0	0	0	0.3	0	0	0	0	0	0	0	3	1.0
vs Hofstra	12/11/16	3	0-1	.000	0-1	.000	0-0	.000	0	0	0	0.2	2	0	0	0	0	0	0	0	0.9
vs #7/6 North Carolina	12/17/16	dnp	-	-	-	-	-	-	-	-	-	-	-	-	-	-	-	-	-	-	-
at #10/11 Louisville	12/21/16	dnp	-	-	-	-	-	-	-	-	-	-	-	-	-	-	-	-	-	-	-
at Ole Miss	12/29/16	1	0-0	.000	0-0	.000	0-0	.000	0	0	0	0.2	0	0	0	0	0	0	0	0	0.8
TEXAS A&M	01/03/17	5	0-1	.000	0-1	.000	0-0	.000	1	0	1	0.3	0	0	0	0	0	0	0	0	0.7
ARKANSAS	01/07/17	2	0-0	.000	0-0	.000	0-0	.000	0	0	0	0.3	0	0	0	0	0	0	0	0	0.7
at Vanderbilt	01/10/17	dnp	-	-	-	-	-	-	-	-	-	-	-	-	-	-	-	-	-	-	-
AUBURN	01/14/17	dnp	-	-	-	-	-	-	-	-	-	-	-	-	-	-	-	-	-	-	-
at Mississippi State	01/17/17	dnp	-	-	-	-	-	-	-	-	-	-	-	-	-	-	-	-	-	-	-
#24/24 SOUTH CAROLINA	01/21/17	1	0-0	.000	0-0	.000	0-0	.000	0	0	0	0.2	0	0	0	0	0	0	0	0	0.6
at Tennessee	01/24/17	dnp	-	-	-	-	-	-	-	-	-	-	-	-	-	-	-	-	-	-	-
#2/1 KANSAS	01/28/17	dnp	-	-	-	-	-	-	-	-	-	-	-	-	-	-	-	-	-	-	-
GEORGIA	01/31/17	dnp	-	-	-	-	-	-	-	-	-	-	-	-	-	-	-	-	-	-	-
Totals		0	42	2-13	.154	2-12	.167	2-5	.400	1	2	3	0.2	3	1	2	1	0	8	0.6	

SUPERLATIVES

Season Stats	Career Stats
10+ points	-
20+ points	-
3+ assists	-
3+ steals	-
10+ rebounds	-
Double-doubles	-
Dunks	-

CAREER STATS

Year	GP-GS	Min-Avg	FG-FGA	Pct	3FG-FGA	Pct	FT-FTA	Pct	Off-Def-Tot-Avg	PF-FO	Ast	TO	Blk	Stl	Pts	Avg
2016-17	13-0	42-3.2	2-13	.154	2-12	.167	2-5	.400	1-2-3-0.2	3-0	1	2	1	0	8	0.6
TOTAL	13-0	42-3.2	2-13	.154	2-12	.167	2-5	.400	1-2-3-0.2	3-0	1	2	1	0	8	0.6



DOMINIQUE HAWKINS

25

Senior • Guard • 6-0 • Richmond, Ky.
Madison Central • Communication

BIO BLAST

- Boasts a team-best 5.6 assist-to-turnover ratio
- Has posted 45 assists as a senior after combining for 39 assists in his first three seasons
- Appeared in a team-high 105 career games with 11 starts
- Played his tied-second most minutes of the year (28) against South Carolina, largely in place of the injured De'Aaron Fox dishing seven assists
- Before the trip to Tennessee had scored five or more points in three consecutive outings for the first time since a five game stretch from Nov. 25- Dec. 11.
- Posted five or more points in five straight games prior to the UNC game when he was held scoreless
- Interned with the University Campus PR department this summer
- Registered a career-high nine assists in a career-high 32 minutes against UT Martin
- Set career highs in points, field-goal percentage, free throws made, 3-point field goals made and blocks as a junior
- Had a career game against Louisville last season with 13 points and three 3-pointers. Prior to that game he had never made more than one 3 in a game

SEASON AVERAGES

Games played	22
Minutes/game	17.3
Points/game	3.2
FG Pct	34.4
3FG Pct	26.7
FT Pct	85.7
Rebounds/game	1.6
Assists/game	2.0
Turnovers/game	0.4
Assist/turnover ratio	5.6
Steals/game	0.5

SEASON HIGHS

Points	7, vs. Arizona St. (11/28/16)
FG Made	2, seven times, last vs. KANSAS (1/28/17)
FG Attempts	5, five times, last vs. GEORGIA (1/31/17)
3FG Made	2, vs. VALPO (12/07/16)
3FG Attempts	3, twice, last vs. VALPO (12/07/16)
FT Made	4, vs. UT MARTIN (11/25/16)
FT Attempts	4, vs. UT MARTIN (11/25/16)
Rebounds	4, twice, last vs. KANSAS (1/28/17)
Assists	9, vs. UT MARTIN (11/25/16)
Steals	2, vs. CANISIUS (11/13/16)
Blocks	2, vs. CANISIUS (11/13/16)
Minutes	32, vs. UT MARTIN (11/25/16)

CAREER HIGHS

Points	13, vs. LOUISVILLE (12/26/15)
FG Made	3, three times, last vs. Alabama (3/11/16)
FG Attempts	8, vs. MONTANA ST. (11/23/14)
3FG Made	3, vs. LOUISVILLE (12/26/15)
3FG Attempts	4, vs. LOUISVILLE (12/26/15)
FT Made	5, vs. ILLINOIS ST. (11/30/15)
FT Attempts	7, vs. ILLINOIS ST. (11/30/15)
Rebounds	4, four times, last vs. KANSAS (1/28/17)
Assists	9, vs. UT MARTIN (11/25/16)
Steals	2, three times, last vs. CANISIUS (11/13/16)
Blocks	1, five times, last at Florida (3/1/16)
Minutes	32, vs. UT MARTIN (11/25/16)

GAME-BY-GAME

Opponent	Date	gs	min	Total		3-Pointers		Free throws		Rebounds				pf	a	t/o	blk	stl	pts	avg
				fg-fga	pct	3fg-fga	pct	ft-fga	pct	off	def	tot	avg							
STEPHEN F. AUSTIN	11/11/16	17		0-1	.000	0-0	.000	1-2	.500	0	0	0	0.0	2	3	1	0	0	1	1.0
CANISIUS	11/13/16	15		1-2	.500	0-1	.000	0-0	.000	1	0	1	0.5	3	1	0	0	2	2	1.5
vs #13/13 Michigan State	11/15/16	13		1-3	.333	0-2	.000	1-2	.500	1	1	2	1.0	1	2	0	0	1	3	2.0
DUQUESNE	11/20/16	20		1-5	.200	0-2	.000	0-0	.000	2	1	3	1.5	1	4	0	0	2	2.0	
CLEVELAND STATE	11/23/16	*	6	0-0	.000	0-0	.000	0-0	.000	0	1	1	1.4	1	0	0	0	1	0	1.6
UT-MARTIN	11/25/16	*	32	1-5	.200	0-2	.000	4-4	1.000	2	2	4	1.8	0	9	1	0	1	6	2.3
vs Arizona State	11/28/16	17		2-5	.400	1-3	.333	2-2	1.000	0	3	3	2.0	1	3	0	0	0	7	3.0
#11/9 UCLA	12/03/16	16		2-4	.500	1-2	.500	0-0	.000	0	1	1	1.9	2	0	0	0	0	5	3.3
VALPO	12/07/16	26		2-5	.400	2-3	.667	0-0	.000	2	1	3	2.0	1	4	1	0	1	6	3.6
vs Hofstra	12/11/16	14		1-3	.333	1-2	.500	2-2	1.000	1	0	1	1.9	4	3	0	0	1	5	3.7
vs #7/6 North Carolina	12/17/16	9		0-0	.000	0-0	.000	0-0	.000	0	2	2	1.9	2	2	0	0	0	0	3.4
at #10/11 Louisville	12/21/16	17		0-2	.000	0-1	.000	0-0	.000	1	0	1	1.8	1	1	0	0	0	0	3.1
at Ole Miss	12/29/16	14		0-3	.000	0-1	.000	0-0	.000	0	0	0	1.7	3	1	0	0	0	2	2.8
TEXAS A&M	01/03/17	20		2-3	.667	1-2	.500	1-1	1.000	0	0	0	1.6	1	1	0	0	2	6	3.1
ARKANSAS	01/07/17	15		1-4	.250	0-2	.000	0-0	.000	0	2	2	1.6	2	1	1	0	0	2	3.0
at Vanderbilt	01/10/17	9		0-0	.000	0-0	.000	0-0	.000	0	0	0	1.5	3	0	1	0	0	0	2.8
AUBURN	01/14/17	19		2-2	1.000	1-1	1.000	1-2	.500	0	1	1	1.5	1	1	1	0	0	6	3.0
at Mississippi State	01/17/17	16		2-3	.667	1-1	1.000	0-0	.000	2	0	2	1.5	1	0	0	0	0	5	3.1
#24/24 SOUTH CAROLINA	01/21/17	28		1-4	.250	0-1	.000	3-3	1.000	0	3	3	1.6	4	7	2	0	1	5	3.2
at Tennessee	01/24/17	15		0-1	.000	0-1	.000	0-0	.000	0	1	1	1.6	2	0	0	0	0	0	3.1
#21/1 KANSAS	01/28/17	17		2-4	.500	0-1	.000	1-1	1.000	1	3	4	1.7	1	1	0	0	0	5	3.1
GEORGIA	01/31/17	25		1-5	.200	0-2	.000	2-2	1.000	0	1	1	1.6	1	1	0	0	0	4	3.2
Totals		2	380	22-64	.344	8-30	.267	18-21	.857	13	23	36	1.6	38	45	8	0	10	70	3.2

SUPERLATIVES

Season Stats	Career Stats
10+ points	-
20+ points	-
3+ assists	7
3+ steals	-
10+ rebounds	-
Double-doubles	-
Dunks	2
10+ points	1
20+ points	-
3+ assists	11
3+ steals	-
10+ rebounds	-
Double-doubles	-
Dunks	4

CAREER STATS

Year	GP-GS	Min-Avg	FG-FGA	Pct	3FG-FGA	Pct	FT-FTA	Pct	Off-Def-Tot-Avg	PF-FO	Ast	TO	Blk	Stl	Pts	Avg
2013-14	33-0	283-8.6	9-31	.290	2-16	.125	5-13	.385	7-16-23-0.7	37-0	12	6	1	4	25	0.8
2014-15	23-9	163-7.1	10-35	.286	5-21	.238	4-10	.400	3-13-16-0.7	14-0	14	5	1	7	29	1.3
2015-16	27-0	249-9.2	17-46	.370	8-29	.276	19-25	.760	13-9-22-0.8	30-0	13	6	3	6	61	2.3
2016-17	22-2	380-17.3	22-64	.344	8-30	.267	18-21	.857	13-23-36-1.6	38-0	45	8	0	10	70	3.2
TOTAL	105-11	1075-10.2	58-176	.330	23-96	.240	46-69	.667	36-61-97-0.9	119-0	84	25	5	27	185	1.8



DILLON PULLIAM

30

RS Sophomore • Guard • 6-3 • Cynthiana, Ky.
Transylvania University • Computer Engineering

BIO BLAST

- Logged a rebound and an assist in the win over Duquesne
- Made his UK debut playing the final two minutes of the Canisius game
- Sat out the 2015-16 season due to NCAA transfer rules
- Played his freshman season at Transylvania University where he averaged 4.8 points and 3.4 rebounds per game
- SEC Academic Honor Roll member
- Took a mission trip to Belize this summer with Sports Reach

SEASON AVERAGES

Games played	6
Minutes/game	1.3
Points/game	0.0
FG Pct.	0.0
3FG Pct.	
FT Pct.	
Rebounds/game	0.2
Assists/game	0.2
Turnovers/game	0.2
Assist/turnover ratio	1.0
Steals/game	
Blocks/game	

SEASON HIGHS

Points	
FG Made	
FG Attempts	1, vs. Arizona St. (11/28/16)
3FG Made	
3FG Attempts	
FT Made	
FT Attempts	
Rebounds	1, vs. DUQUESNE (11/20/16)
Assists	1, vs. DUQUESNE (11/20/16)
Steals	
Blocks	
Minutes	2, three times, last vs. TEXAS A&M (1/3/7)

CAREER HIGHS

Points	
FG Made	
FG Attempts	1, vs. Arizona St. (11/28/16)
3FG Made	
3FG Attempts	
FT Made	
FT Attempts	
Rebounds	1, vs. DUQUESNE (11/20/16)
Assists	1, vs. DUQUESNE (11/20/16)
Steals	
Blocks	
Minutes	2, three times, last vs. TEXAS A&M (1/3/7)

GAME-BY-GAME

Opponent	Date	gs	min	Total		3-Pointers		Free Throws		Rebounds				pts	avg		
				fg-fga	pct	3fg-fga	pct	ft-fa	pct	off	def	tot	avg				
STEPHEN F. AUSTIN	11/11/16	dnp															
CANISIUS	11/13/16	2	0-0	.000	0-0	.000	0-0	.000	0	0	0	0.0	0	0	0.0		
vs #13/13 Michigan State	11/15/16	dnp															
DUQUESNE	11/20/16	2	0-0	.000	0-0	.000	0-0	.000	0	1	1	0.5	0	1	0.0		
CLEVELAND STATE	11/23/16	dnp															
UT-MARTIN	11/25/16	1	0-0	.000	0-0	.000	0-0	.000	0	0	0	0.3	0	0	0.0		
vs Arizona State	11/28/16	1	0-1	.000	0-0	.000	0-0	.000	0	0	0	0.3	0	0	0.0		
#11/9 UCLA	12/03/16	dnp															
VALPO	12/07/16	dnp															
vs Hofstra	12/11/16	dnp															
vs #7/6 North Carolina	12/17/16	dnp															
at #10/11 Louisville	12/21/16	dnp															
at Ole Miss	12/29/16	dnp															
TEXAS A&M	01/03/17	2	0-0	.000	0-0	.000	0-0	.000	0	0	0	0.2	0	0	0.0		
ARKANSAS	01/07/17	0	0-0	.000	0-0	.000	0-0	.000	0	0	0	0.2	0	0	0.0		
at Vanderbilt	01/10/17	dnp															
AUBURN	01/14/17	dnp															
at Mississippi State	01/17/17	dnp															
#24/24 SOUTH CAROLINA	01/21/17	dnp															
at Tennessee	01/24/17	dnp															
#2/1 KANSAS	01/28/17	dnp															
GEORGIA	01/31/17	dnp															
Totals		0	8	0-1	.000	0-0	.000	0-0	.000	0	1	1	0.2	0	1	0	0.0

SUPERLATIVES

Season Stats	Career Stats
10+ points	-
20+ points	-
3+ assists	-
3+ steals	-
10+ rebounds	-
Double-doubles	-
Dunks	-

CAREER STATS

Year	GP-GS	Min-Avg	FG-FGA	Pct	3FG-FGA	Pct	FT-FTA	Pct	Off-Def-Tot-Avg	PF-FO	Ast	TO	Blk	Stl	Pts	Avg
2016-17	6-0	8-1.3	0-1	.000	0-0	.000	0-0	.000	0-1-1-0.2	0-0	1	1	0	0	0	0.0
TOTAL	6-0	8-1.3	0-1	.000	0-0	.000	0-0	.000	0-1-1-0.2	0-0	1	1	0	0	0	0.0



WENYEN GABRIEL

32

Freshman • Forward • 6-9 • Manchester, N.H.
Wilbraham & Monson Academy • Undergraduate Studies

BIO BLAST

- Averaging 6.0 rebounds for the season -- second on the team
- Pulled down a career-high 16 rebounds against Auburn, the most by a Wildcat since Julius Randle had 16 vs. LSU on March 14, 2014
- Followed that up with 13 points on a perfect five of five from the floor, including a career-high three 3s, and eight rebounds at Mississippi State
- After not making multiple 3s in any game through the first 16, knocked down multiple 3s in three straight games (two vs Auburn, three at MSU and vs. South Carolina)
- Has grabbed at least four rebounds in 18 of his last 20 games
- Blocked a career-high three shots at Mississippi State, and against Valpo
- Did a little bit of everything in the win against Cleveland State, recording his first career double-double with 10 points and 10 rebounds in addition to six assists
- Had a strong performance vs. Michigan State bringing energy off the bench with three steals, two assists, a block, a dunk in addition to going two of two from the line
- Scored 10 points in 18 minutes off the bench in his UK debut
- Knocked down his first career 3 against Canisius to extend UK's made 3 streak to 977 games

SEASON AVERAGES

Games played	22
Minutes/game	20.8
Points/game	5.7
FG Pct	44.2
3FG Pct	31.0
FT Pct	58.3
Rebounds/game	6.0
Assists/game	1.0
Turnovers/game	0.9
Assist/turnover ratio	1.2
Steals/game	0.5
Blocks/game	1.1

SEASON HIGHS

Points	15, vs. UT MARTIN (11/25/16)
FG Made	5, three times, last at Mississippi St. (1/17/17)
FG Attempts	11, vs. Arizona St. (11/28/16)
3FG Made	3, twice, last vs. SOUTH CAROLINA (1/21/17)
3FG Attempts	8, vs. SOUTH CAROLINA (1/21/17)
FT Made	6, vs. UT MARTIN (11/25/16)
FT Attempts	6, vs. UT MARTIN (11/25/16)
Rebounds	16, vs. AUBURN (1/14/16)
Assists	6, vs. CLEVELAND ST. (11/23/16)
Steals	3, vs. Michigan St. (11/15/16)
Blocks	3, twice, last at Mississippi St. (1/17/17)
Minutes	29, vs. AUBURN (1/14/16)

CAREER HIGHS

Points	15, vs. UT MARTIN (11/25/16)
FG Made	5, three times, last at Mississippi St. (1/17/17)
FG Attempts	11, vs. Arizona St. (11/28/16)
3FG Made	3, twice, last vs. SOUTH CAROLINA (1/21/17)
3FG Attempts	8, vs. SOUTH CAROLINA (1/21/17)
FT Made	6, vs. UT MARTIN (11/25/16)
FT Attempts	6, vs. UT MARTIN (11/25/16)
Rebounds	16, vs. AUBURN (1/14/16)
Assists	6, vs. CLEVELAND ST. (11/23/16)
Steals	3, vs. Michigan St. (11/15/16)
Blocks	3, twice, last at Mississippi St. (1/17/17)
Minutes	29, vs. AUBURN (1/14/16)

GAME-BY-GAME

Opponent	Date	gs	min	Total		3-Pointers		Free throws		Rebounds			pf	a	t/o	blk	stl	pts	avg	
				fg-fga	pct	3fg-fga	pct	ft-fa	pct	off	def	tot								avg
STEPHEN F. AUSTIN	11/11/16	18	5-6	.833	0-1	.000	0-1	.000	0	2	2	2.0	2	0	0	0	2	10	10.0	
CANISIUS	11/13/16	17	1-4	.250	1-3	.333	0-0	.000	2	1	3	2.5	3	0	0	0	0	3	6.5	
vs #13/13 Michigan State	11/15/16	24	1-2	.500	0-1	.000	2-2	1.000	3	3	6	3.7	3	2	0	1	3	4	5.7	
DUQUESNE	11/20/16 *	22	3-5	.600	0-1	.000	2-2	1.000	3	3	6	4.3	2	0	1	1	0	8	6.3	
CLEVELAND STATE	11/23/16	26	4-8	.500	1-3	.333	1-3	.333	4	6	10	5.4	4	6	1	1	0	10	7.0	
UT-MARTIN	11/25/16 *	28	4-6	.667	1-1	1.000	6-6	1.000	2	4	6	5.5	4	1	2	0	0	15	8.3	
vs Arizona State	11/28/16 *	20	5-11	.455	0-1	.000	0-0	.000	3	4	7	5.7	2	4	1	2	0	10	8.6	
#11/9 UCLA	12/03/16 *	17	1-2	.500	0-1	.000	0-0	.000	5	3	8	6.0	1	0	2	0	0	2	7.8	
VALPO	12/07/16 *	19	1-3	.333	0-1	.000	1-1	1.000	1	5	6	6.0	4	1	2	3	0	3	7.2	
vs Hofstra	12/11/16	13	1-2	.500	0-1	.000	0-0	.000	1	3	4	5.8	3	1	1	0	0	2	6.7	
vs #7/6 North Carolina	12/17/16 *	21	1-3	.333	0-1	.000	2-3	.667	3	3	6	5.8	3	0	2	1	0	4	6.5	
at #10/11 Louisville	12/21/16 *	12	0-2	.000	0-1	.000	2-2	1.000	3	4	7	5.9	3	0	0	2	1	2	6.1	
at Ole Miss	12/29/16 *	14	1-2	.500	0-0	.000	0-0	.000	1	2	3	5.7	3	2	0	2	1	2	5.8	
TEXAS A&M	01/03/17 *	23	1-4	.250	1-2	.500	2-2	1.000	2	2	4	5.6	3	0	0	0	0	5	5.7	
ARKANSAS	01/07/17 *	12	1-2	.500	0-1	.000	1-2	.500	1	3	4	5.5	3	0	2	2	0	3	5.5	
at Vanderbilt	01/10/17 *	22	1-3	.333	0-1	.000	2-4	.500	0	5	5	5.4	3	0	1	1	0	4	5.4	
AUBURN	01/14/17 *	29	2-8	.250	2-3	.667	0-4	.000	5	11	16	6.1	3	0	0	2	1	6	5.5	
at Mississippi State	01/17/17 *	24	5-5	1.000	3-3	1.000	0-1	.000	3	5	8	6.2	3	2	1	3	1	13	5.9	
#24/24 SOUTH CAROLINA	01/21/17 *	27	4-9	.444	3-8	.375	0-0	.000	1	4	5	6.1	1	2	0	1	1	11	6.2	
at Tennessee	01/24/17 *	28	1-6	.167	0-3	.000	0-2	.000	0	9	9	6.3	3	1	2	2	0	2	6.0	
#21/KANSAS	01/28/17 *	14	0-3	.000	0-3	.000	0-0	.000	0	2	2	6.0	1	0	1	0	1	0	5.7	
GEORGIA	01/31/17	28	3-8	.375	1-2	.500	0-1	.000	5	1	6	6.0	3	0	0	1	0	7	5.7	
Totals		16	458	46-104	.442	13-42	.310	21-36	.583	48	85	133	6.0	60	22	19	25	11	126	5.7

SUPERLATIVES

Season Stats		Career Stats	
10+ points	6	10+ points	6
20+ points	-	20+ points	-
3+ blocks	2	3+ blocks	2
3+ steals	1	3+ steals	1
10+ rebounds	2	10+ rebounds	2
Double-doubles	1	Double-doubles	1
Dunks	4	Dunks	4

CAREER STATS

Year	GP-GS	Min-Avg	FG-FGA	Pct	3FG-FGA	Pct	FT-FTA	Pct	Off-Def-Tot-Avg	PF-FO	Ast	TO	Blk	Stl	Pts	Avg
2016-17	22-16	458-20.8	46-104	.442	13-42	.310	21-36	.583	48-85-133-6.0	60-0	22	19	25	11	126	5.7
TOTAL	22-16	458-20.8	46-104	.442	13-42	.310	21-36	.583	48-85-133-6.0	60-0	22	19	25	11	126	5.7



DEREK WILLIS

35

Senior • Forward • 6-9 • Mt. Washington, Ky.
Bullitt East • Communication

BIO BLAST

- Has grabbed at least five rebounds in each of the last five games
- Has eight games this season in double-figures scoring, including a season-high 18 against Kansas. Made a season-high five 3s against KU
- Played a career-high 36 minutes Tuesday vs. Georgia, registering a career-high four assists
- Has scored 12 or more in three of the last five
- Had hit at least one 3-pointer in nine consecutive games prior to the Vandy trip
- Enjoyed a breakout season during his junior campaign where he saw action in 32 games and made 11 starts
- Had career highs in points, points per game, blocks, assists, rebounds, rebounds per game, 3-pointers, field-goal percentage and minutes in 2015-16
- Averaged 7.7 points and 4.0 rebounds per game as a junior and hit 53 3-pointers on the season, which ranked third on the team
- Had a stretch of games last year where he hit at least one 3-pointer in 17 straight games
- Has Native American heritage from his mother's side of the family

SEASON AVERAGES

Games played	22
Minutes/game	20.3
Points/game	7.4
FG Pct	50.4
3FG Pct	39.1
FT Pct	72.7
Rebounds/game	4.6
Assists/game	0.9
Turnovers/game	0.8
Assist/turnover ratio	1.1
Steals/game	0.6
Blocks/game	1.0

SEASON HIGHS

Points	18, vs. KANSAS (1/28/17)
FG Made	6, twice, last vs. KANSAS (1/28/17)
FG Attempts	9, vs. VALPO (12/07/16)
3FG Made	5, vs. KANSAS (1/28/17)
3FG Attempts	6, vs. KANSAS (1/28/17)
FT Made	4, vs. SFA (11/11/16)
FT Attempts	4, twice, last vs. SOUTH CAROLINA (1/21/17)
Rebounds	9, twice, last at Ole Miss (12/29/16)
Assists	4, vs. GEORGIA (1/31/17)
Steals	2, three times last, vs. GEORGIA (1/31/17)
Blocks	3, vs. SFA (11/11/16)
Minutes	36, vs. GEORGIA (1/31/17)

CAREER HIGHS

Points	25, vs. TENNESSEE (2/18/16)
FG Made	8, vs. TENNESSEE (2/18/16)
FG Attempts	12, vs. TENNESSEE (2/18/16)
3FG Made	7, vs. TENNESSEE (2/18/16)
3FG Attempts	11, vs. TENNESSEE (2/18/16)
FT Made	8, vs. Georgia (3/12/16)
FT Attempts	8, vs. Georgia (3/12/16)
Rebounds	12, twice, last vs. MISSOURI (1/27/17)
Assists	4, vs. GEORGIA (1/31/17)
Steals	3, at Kansas (1/30/16)
Blocks	4, twice, last vs. Georgia (3/12/16)
Minutes	36, vs. GEORGIA (1/31/17)

GAME-BY-GAME

Opponent	Date	gs	min	Total		3-Pointers		Free Throws		Rebounds				pf	a	t/o	blk	stl	pts	avg	
				fg	fga	pct	3fg	3fga	pct	ft	fta	pct	off								def
STEPHEN F. AUSTIN	11/11/16	*	31	5-7	714	1-3	333	4-4	1000	1	4	5	5.0	1	2	0	3	1	15	15.0	
CANISIUS	11/13/16	*	16	1-2	500	0-1	000	0-0	000	0	2	2	3.5	0	0	1	1	0	2	8.5	
vs #13/13 Michigan State	11/15/16	*	16	0-1	000	0-0	000	0-0	000	0	2	2	3.0	1	3	1	2	0	0	5.7	
DUQUESNE	11/20/16		15	1-4	250	1-4	250	2-2	1000	0	3	3	3.0	3	1	0	2	2	5	5.5	
CLEVELAND STATE	11/23/16	*	20	3-6	500	1-3	333	0-0	000	1	4	5	3.4	3	1	1	1	1	7	5.8	
UT-MARTIN	11/25/16		8	1-3	333	0-1	000	0-0	000	1	0	1	3.0	1	0	0	1	0	2	5.2	
vs Arizona State	11/28/16		16	4-6	667	1-3	333	2-2	1000	1	5	6	3.4	1	1	1	1	1	11	6.0	
#11/9 UCLA	12/03/16		22	4-7	571	2-4	500	1-2	500	1	3	4	3.5	3	2	0	0	1	11	6.6	
VALPO	12/07/16		15	5-9	556	2-5	400	0-0	000	3	1	4	3.6	1	0	2	0	1	12	7.2	
vs Hofstra	12/11/16	*	23	3-7	429	2-4	500	0-0	000	2	6	8	4.0	0	2	0	1	2	8	7.3	
vs #7/6 North Carolina	12/17/16		19	1-2	500	1-2	500	0-0	000	0	1	1	3.7	1	0	1	0	1	3	6.9	
at #10/11 Louisville	12/21/16		28	2-7	286	1-5	200	1-2	500	3	6	9	4.2	1	1	1	0	1	6	6.8	
at Ole Miss	12/29/16		24	3-7	429	1-4	250	0-1	000	2	7	9	4.5	2	1	1	2	0	7	6.8	
TEXAS A&M	01/03/17		14	2-7	286	1-5	200	0-0	000	1	2	3	4.4	0	0	1	0	1	5	6.7	
ARKANSAS	01/07/17		19	6-8	750	3-5	600	0-0	000	2	3	5	4.5	3	0	0	2	0	15	7.3	
at Vanderbilt	01/10/17		22	1-3	333	0-0	000	0-0	000	1	2	3	4.4	2	0	0	0	0	2	6.9	
AUBURN	01/14/17		9	1-3	333	0-0	000	0-0	000	0	2	2	4.2	1	0	1	0	0	2	6.6	
at Mississippi State	01/17/17		18	5-6	833	3-4	750	0-0	000	0	5	5	4.3	3	0	2	0	0	13	7.0	
#24/24 SOUTH CAROLINA	01/21/17		29	4-8	500	1-3	333	3-4	750	1	6	7	4.4	0	1	2	1	0	12	7.3	
at Tennessee	01/24/17		22	1-5	200	0-3	000	2-3	667	4	3	7	4.6	3	0	2	2	0	4	7.1	
#21/1 KANSAS	01/28/17		25	6-7	857	5-6	833	1-2	500	0	6	6	4.6	1	0	1	2	0	18	7.6	
GEORGIA	01/31/17	*	36	1-4	250	1-4	250	0-0	000	0	5	5	4.6	4	4	0	0	2	3	7.4	
Totals			6	447	60-119	.504	27-69	.391	16-22	.727	24	78	102	4.6	35	19	18	21	14	163	7.4

SUPERLATIVES

Season Stats	Career Stats
10+ points	8
20+ points	-
3+ blocks	1
3+ assists	2
10+ rebounds	-
Double-doubles	-
Dunks	8
10+ points	12
20+ points	1
3+ blocks	4
3+ assists	3
10+ rebounds	2
Double-doubles	2
Dunks	20

CAREER STATS

Year	GP-GS	Min-Avg	FG-FGA	Pct	3FG-FGA	Pct	FT-FTA	Pct	Off-Def-Tot-Avg	PF-FO	Ast	TO	Blk	Stl	Pts	Avg
2013-14	14-0	39-2.8	3-9	.333	1-6	.167	9-12	.750	1-7-8-0.6	0-0	0	4	0	1	16	1.1
2014-15	19-0	75-3.9	7-18	.389	5-15	.333	6-6	1.000	5-9-14-0.7	5-0	5	8	3	2	25	1.3
2015-16	32-11	596-18.6	81-168	.482	53-120	.442	32-36	.889	30-97-127-4.0	55-2	12	22	24	21	247	7.7
2016-17	21-5	411-19.6	59-115	.513	26-65	.400	16-22	.727	24-73-97-4.6	31-0	15	18	21	12	160	7.6
TOTAL	86-16	1121-13.0	150-310	.484	85-206	.413	63-76	.829	60-186-246-2.9	91-2	32	52	48	36	448	5.2



#2/4 Kentucky 87, Stephen F. Austin 64 Nov. 11, 2016 | Lexington, Ky.

##	Player	Total			3-Ptr			Rebounds			PF	TP	A	TO	Bk	Stl	Min
		FG	FGA	FT-FTA	FG	FGA	FT-FTA	Off	Def	Total							
03	Gilmore III, Leon	r	6-12	0-4	0-2	4	7	11	3	12	1	4	1	0	1	27	
22	Holyfield, TJ	r	2-2	1-1	0-0	1	0	1	5	0	2	1	0	1	0	9	
04	Charles, Ty	g	1-7	0-4	0-0	0	3	3	3	2	2	7	0	2	26		
11	Canete, Ivan	g	2-5	0-1	3-4	0	1	1	3	7	1	2	0	1	20		
12	Cameron, Dallas	g	3-5	1-3	1-2	0	2	2	1	8	3	2	0	0	28		
00	Augustin, Aaron	r	1-1	0-0	0-0	0	2	2	3	2	1	0	0	0	11		
01	Harris, Kevon	g	0-0	0-0	0-0	1	0	1	3	0	0	0	0	0	10		
05	Huntley, Josh	g	0-2	0-0	0-0	0	0	0	5	0	1	1	0	0	6		
10	Traylor, Isaiah	g	4-8	2-4	5-6	1	2	3	1	15	0	2	1	1	17		
23	Bain, Nathan	g	1-3	1-2	2-2	1	0	1	0	5	0	0	1	0	8		
24	Nieminen, Samuli	g	2-5	0-0	0-0	2	0	2	4	4	0	3	1	1	17		
32	Grujic, Jovan	g	1-2	0-0	2-3	2	1	3	1	4	0	4	0	0	21		
Team																	
Totals			23-52	5-19	13-19	14	22	36	62	64	10	28	5	6	200		

FG % 1st Half: 11-23 47.8% 2nd half: 12-29 41.4% Game: 23-52 44.2%
3FG % 1st Half: 3-9 33.3% 2nd half: 2-10 20.0% Game: 5-19 26.3%
FT % 1st Half: 7-10 70.0% 2nd half: 6-9 66.7% Game: 13-19 68.4%

Kentucky 87 • 1-0

##	Player	Total			3-Ptr			Rebounds			PF	TP	A	TO	Bk	Stl	Min
		FG	FGA	FT-FTA	FG	FGA	FT-FTA	Off	Def	Total							
03	Adebayo, Edrice	r	1-1	0-0	3-7	1	0	1	4	5	1	1	0	1	15		
35	Willis, Derek	g	5-7	1-3	4-4	1	4	5	1	15	2	0	3	1	31		
00	Fox, De'Aaron	g	3-9	0-2	6-6	2	4	5	3	12	3	0	0	3	30		
05	Monk, Malik	g	4-14	1-6	1-1	0	0	0	3	10	1	1	1	1	20		
13	Briscoe, Isaiah	g	6-11	1-3	4-7	0	1	1	2	17	1	4	0	1	31		
01	Killeya-Jones, Sacha	g	0-1	0-0	0-0	1	2	3	0	0	0	2	1	0	9		
11	Mulder, Mychal	g	3-4	2-3	0-0	0	0	0	1	8	0	0	0	0	6		
14	Wynyard, Tai	g	0-0	0-0	0-0	0	0	0	1	0	0	0	0	0	2		
15	Humphries, Isaac	g	4-8	0-0	1-2	4	4	8	0	9	1	1	3	3	19		
20	Calipari, Brad	g	0-0	0-0	0-0	0	0	0	0	0	0	0	0	0	2		
25	Hawkins, Dominique	g	0-1	0-0	1-2	0	0	0	2	1	3	1	0	0	17		
32	Gabriel, Wenyen	g	5-6	0-1	0-1	0	2	2	2	10	0	0	0	2	18		
Team																	
Totals			31-62	5-18	20-30	11	17	28	19	87	21	13	8	12	200		

FG % 1st Half: 18-36 50.0% 2nd half: 13-26 50.0% Game: 31-62 50.0%
3FG % 1st Half: 2-10 20.0% 2nd half: 3-8 37.5% Game: 5-18 27.8%
FT % 1st Half: 10-14 71.4% 2nd half: 10-16 62.5% Game: 20-30 66.7%

Officials: Joe Lindsay, Vladimir Voyard-Tadad, Rusty Phillips
Technical fouls: STEPHEN F. AUSTIN- Traylor, Isaiah. Kentucky-None.
Attendance: 22683

Score by periods	1st	2nd	Total	Points	In	Off	2nd	Fast	Bench
STEPHEN F. AUSTIN	32	32	64	SFA	28	14	13	2	30
Kentucky	48	39	87	UK	38	32	10	12	28

Last FG - SFA 2nd-00:21, UK 2nd-01:08.
Largest lead - SFA by 11-19:01, UK by 27 2nd-04:58.
SFA led for 00:30. UK led for 39:04. Game was tied for 00:26.
Score tied - 0 times.
Lead changed - 2 times.

#2/4 Kentucky 93, Canisius 69 Nov. 13, 2016 | Lexington, Ky.

##	Player	Total			3-Ptr			Rebounds			PF	TP	A	TO	Bk	Stl	Min
		FG	FGA	FT-FTA	FG	FGA	FT-FTA	Off	Def	Total							
02	Crumpton, Jermaine	r	4-9	0-2	5-7	1	1	2	4	13	0	0	0	2	26		
22	Valenti, Phil	g	6-12	0-2	0-0	3	4	7	2	12	2	6	0	1	36		
01	Johnson, Malik	g	2-4	1-1	1-2	1	1	2	3	6	1	2	0	0	30		
04	Douse, Kiefer	g	1-4	0-0	0-0	1	3	4	3	2	2	0	1	1	16		
05	Robertson, Kassius	g	5-15	2-10	4-5	0	4	4	1	16	2	3	0	0	35		
03	Dixon-Green, Martin	g	1-3	0-0	0-0	1	3	4	3	2	1	1	0	0	13		
10	Planinic, Selvedin	g	0-0	0-0	0-0	1	0	1	3	0	0	1	0	0	3		
11	Atkinson, Chris	g	0-1	0-0	0-0	0	0	0	2	0	0	1	0	1	4		
13	Reese, Isaiah	g	3-8	0-4	0-0	0	4	4	4	6	1	1	0	0	16		
14	Foley, Spencer	g	2-3	0-1	0-0	1	0	1	1	4	0	0	0	0	6		
23	St. Louis, Dantai	g	0-0	0-0	2-4	0	1	1	4	2	1	1	0	0	6		
32	Faulkner, Jibrael	g	2-3	1-1	1-2	2	0	2	0	6	1	1	0	0	9		
Team																	
Totals			26-62	4-21	13-20	14	22	36	30	69	11	18	1	8	200		

FG % 1st Half: 16-35 45.7% 2nd half: 10-27 37.0% Game: 26-62 41.9%
3FG % 1st Half: 3-14 21.4% 2nd half: 1-7 14.3% Game: 4-21 19.0%
FT % 1st Half: 0-0 0.0% 2nd half: 13-20 65.0% Game: 13-20 65.0%

Kentucky 93 • 2-0

##	Player	Total			3-Ptr			Rebounds			PF	TP	A	TO	Bk	Stl	Min
		FG	FGA	FT-FTA	FG	FGA	FT-FTA	Off	Def	Total							
03	Adebayo, Edrice	r	3-9	0-0	8-13	6	5	11	2	14	2	0	3	0	27		
35	Willis, Derek	r	1-2	0-1	0-0	0	2	2	0	2	0	1	1	0	16		
00	Fox, De'Aaron	g	6-13	0-3	9-9	1	3	4	1	21	3	2	0	0	33		
05	Monk, Malik	g	5-11	2-6	4-4	1	3	4	2	16	2	3	1	1	32		
13	Briscoe, Isaiah	g	9-13	0-0	3-4	0	5	5	3	21	2	1	1	0	32		
01	Killeya-Jones, Sacha	g	1-1	0-0	1-4	1	3	4	1	3	0	1	0	0	7		
10	David, Jonny	g	0-0	0-0	0-2	0	0	0	0	0	0	0	0	0	2		
11	Mulder, Mychal	g	1-2	1-2	0-0	0	0	0	1	3	0	0	0	1	4		
14	Wynyard, Tai	g	0-0	0-0	0-0	0	1	1	0	0	0	1	0	0	3		
15	Humphries, Isaac	g	3-4	0-0	0-0	3	1	4	3	6	0	1	0	0	7		
20	Calipari, Brad	g	0-0	0-0	2-3	0	0	0	0	2	0	1	0	0	3		
25	Hawkins, Dominique	g	1-2	0-1	0-0	1	0	1	3	2	1	0	0	2	15		
30	Pulliam, Dillon	g	0-0	0-0	0-0	0	0	0	0	0	0	0	0	0	2		
32	Gabriel, Wenyen	g	1-4	1-3	0-0	2	1	3	3	3	0	0	0	0	17		
Team																	
Totals			31-61	4-16	27-39	15	24	39	19	93	10	7	4	200			

FG % 1st Half: 15-33 45.5% 2nd half: 16-28 57.1% Game: 31-61 50.8%
3FG % 1st Half: 0-7 0.0% 2nd half: 4-9 44.4% Game: 4-16 25.0%
FT % 1st Half: 14-20 70.0% 2nd half: 13-19 68.4% Game: 27-39 69.2%

Officials: Doug Simrons, Bryon Jarrett, Sean Casey
Technical fouls: CANISIUS-None. Kentucky-None.
Attendance: 22009

Score by periods	1st	2nd	Total	Points	In	Off	2nd	Fast	Bench
CANISIUS	35	34	69	CAN	34	11	15	0	20
Kentucky	44	49	93	UK	46	29	13	14	19

Last FG - CAN 2nd-00:31, UK 2nd-02:21.
Largest lead - CAN by 7 1st-16:42, UK by 30 2nd-01:37.
CAN led for 09:42. UK led for 27:07. Game was tied for 03:11.
Score tied - 9 times.
Lead changed - 6 times.

#2/2 Kentucky 69, #13/13 Michigan State 48 Nov. 15, 2016 | New York

##	Player	Total			3-Ptr			Rebounds			PF	TP	A	TO	Bk	Stl	Min
		FG	FGA	FT-FTA	FG	FGA	FT-FTA	Off	Def	Total							
03	ADEBAYO, EDRICE	r	2-3	0-0	2-3	1	4	5	4	6	0	5	2	0	26		
35	Willis, Derek	r	0-1	0-0	0-0	0	2	2	1	0	3	1	2	0	16		
00	FOX, DE'AARON	g	3-10	0-2	6-6	0	4	4	2	12	6	3	1	1	29		
05	MONK, MALIK	g	8-17	7-11	0-0	0	6	6	1	23	1	2	0	0	34		
13	Briscoe, Isaiah	g	8-18	0-3	5-5	2	2	4	1	21	2	0	1	1	35		
01	KILLEYA-JONES, SACHA	g	0-1	0-0	0-2	0	0	0	1	0	1	0	0	0	4		
11	Mulder, Mychal	g	0-1	0-1	0-0	0	0	0	0	0	0	0	1	0	2		
14	Wynyard, Tai	g	0-0	0-0	0-0	0	2	2	0	0	0	0	0	0	2		
15	Humphries, Isaac	g	0-3	0-0	0-0	1	4	5	2	0	1	1	2	13			
20	Calipari, Brad	g	0-1	0-1	0-0	0	0	0	0	0	0	0	0	0	2		
25	Hawkins, Dominique	g	1-3	0-2	1-2	1	1	2	1	3	2	0	0	1	13		
32	Gabriel, Wenyen	g	1-2	0-1	2-2	3	3	6	3	4	2	0	1	3	24		
Team																	
Totals			23-60	7-21	16-20	9	31	40	16	69	17	14	8	8	200		

FG % 1st Half: 11-29 37.9% 2nd half: 12-31 38.7% Game: 23-60 38.3%
3FG % 1st Half: 4-11 36.4% 2nd half: 3-10 30.0% Game: 7-21 33.3%
FT % 1st Half: 8-9 88.9% 2nd half: 8-11 72.7% Game: 16-20 80.0%

#13/13 Michigan State 48

##	Player	Total			3-Ptr			Rebounds			PF	TP	A	TO	Bk	Stl	Min
		FG	FGA	FT-FTA	FG	FGA	FT-FTA	Off	Def	Total							
00	AHRENS, KYLE	g	0-2	0-2	0-0	0	0	0	0	0	0	0	0	0	6		
01	LANGFORD, JOSHUA	g	2-6	1-4	0-2	1	4	5	1	5	1	1	0	0	19		
03	ELLIS III, ALVIN	g	1-5	1-4	1-2	0	2	2	1	4	0	1	0	0	18		
05	WINSTON, CASSIUS	g	4-9	1-3	0-0	0	2	2	3	9	2	1	0	0	22		
11	NAIRM JR., LOURAWS	g	1-4	0-0	0-0	0	2	2	1	2	1	1	0	0	21		
14	HARRIS, ERON	g	1-3	0-2	0-0	0	3	3	1	2	1	3	0	0	13		
20	MCCUAID, MATT	g	1-6	1-6	0-0	1	0	1	4	3	2	0	0	0	23		



#1/1 Kentucky 101, Cleveland State 70 Nov. 23, 2016 | Lexington, Ky.

#	Player	Total		3-Ptr		Rebounds		PF	TP	A TO	Blk	Stl	Min
		FG-FGA	FG-FGA	FT-FTA	Off Def Tot								
00	Sloan, Derek	1-3	0-1	2-2	1 4	5	4	0	3	0	0	0	16
01	Carpenter, Kenny	1-5	0-1	2-2	0 1	1	1	4	0	2	0	0	12
03	Edwards, Rob	12-21	2-7	2-2	1 3	4	0	28	2	2	0	0	32
04	Wright, Anthony	2-5	0-1	0-1	0 3	3	4	1	1	1	1	1	21
05	Blount, Jibri	2-4	0-1	2-2	0 3	3	4	6	0	3	0	0	22
12	Thomas, Kasheem	0-2	0-1	0-0	0 0	0	0	0	0	3	0	0	14
13	Maxwell, Nelson	1-2	1-1	0-0	0 1	1	3	2	0	0	0	2	5
20	Word, Bobby	4-11	3-8	3-4	0 3	3	4	14	1	3	0	0	25
21	Hasbargen, Tim	0-1	0-1	0-0	0 1	0	0	0	0	0	0	0	5
22	Clayborne, Evan	0-1	0-0	2-3	2 3	5	0	0	1	0	0	0	19
23	Hairston, Jamarcus	2-6	0-4	3-4	2 1	3	2	7	1	0	0	1	19
25	Levitt, Daniel	0-3	0-1	0-0	1 0	1	2	0	0	0	0	1	10
Team					4 2	6							
Totals		25-64	6-27	14-19	11 25	36	27	70	7	1	1	5	200

FG % 1st Half: 14-29 48.3% 2nd half: 3-15 31.4% Game: 25-64 39.1% Deadball Rebound 2.1
 3FG % 1st Half: 3-10 30.0% 2nd half: 1-7 14.3% Game: 6-27 22.2%
 FT % 1st Half: 4-6 66.7% 2nd half: 10-13 76.9% Game: 14-19 73.7%

Kentucky 101 • 5-0

#	Player	Total		3-Ptr		Rebounds		PF	TP	A TO	Blk	Stl	Min
		FG-FGA	FG-FGA	FT-FTA	Off Def Tot								
03	Adebayo, Edrice	f 5-8	0-0	4-4	2 5	7	4	14	2	1	0	0	26
35	Willis, Dereck	f 3-6	1-3	0-0	1 4	5	3	7	1	1	1	1	20
00	Fox, De'Aaron	g 6-15	0-2	4-7	0 4	4	1	16	11	2	1	2	33
05	Monk, Malik	g 8-12	4-6	3-5	0 3	3	1	23	4	3	0	2	30
25	Hawkins, Dominique	g 0-0	0-0	0-0	0 1	1	0	0	0	0	0	1	6
01	Killeya-Jones, Sacha	g 1-2	0-0	3-5	0 2	2	0	5	0	0	1	0	11
10	David, Jonny	g 0-1	0-0	0-0	0 0	0	0	0	0	0	0	0	3
11	Mulder, Mychal	g 5-10	3-7	0-0	2 0	2	1	13	0	2	1	0	22
14	Wynyard, Tai	g 2-2	0-0	0-1	1 2	3	0	4	0	0	0	0	4
15	Humphries, Isaac	g 4-6	0-0	1-1	5 4	9	3	9	1	2	0	0	11
20	Calipari, Brad	g 0-3	0-3	0-0	0 0	0	0	0	0	1	1	0	8
32	Gabriel, Wenyen	g 4-8	1-3	1-3	4 6	10	4	10	6	1	1	0	26
Team					1 0	1							
Totals		38-73	9-24	16-26	16 31	47	18	101	25	13	6	6	200

FG % 1st Half: 21-37 56.8% 2nd half: 17-36 47.2% Game: 38-73 52.1% Deadball Rebound 3
 3FG % 1st Half: 7-12 58.3% 2nd half: 2-12 16.7% Game: 9-24 37.5%
 FT % 1st Half: 7-13 53.8% 2nd half: 9-13 69.2% Game: 16-26 61.5%

Officials: Karl Hess, Antinio Petty, Rob Rorko
 Technical fouls: CLEVELAND STATE-None. Kentucky-None.
 Attendance: 22441

Score by periods	1st	2nd	Total
CLEVELAND STATE	35	35	70
Kentucky	56	45	101

Last FG - CSU 2nd-00:24, UK 2nd-00:28.
 Largest lead - CSU None, UK by 41 2nd-06:00.
 CSU led for 00:00. UK led for 39:44. Game was tied for 00:16.

#1/1 Kentucky 111, UT Martin 76 Nov. 25, 2016 | Lexington, Ky.

#	Player	Total		3-Ptr		Rebounds		PF	TP	A TO	Blk	Stl	Min
		FG-FGA	FG-FGA	FT-FTA	Off Def Tot								
00	Jackson, Jalen	1-2	0-1	3-4	0 0	0	1	5	2	0	0	1	5
01	Butler, Matthew	6-15	2-8	1-1	0 3	3	2	15	4	6	0	0	31
02	Mobley, Jacoby	6-16	2-8	0-0	2 1	3	3	14	4	1	0	1	33
03	Bailey, Dante	1-2	1-1	0-0	0 1	1	1	3	1	1	0	0	10
04	Edwards, Kedarr	5-11	3-6	0-0	2 2	4	1	13	3	3	1	0	28
05	Fofana, Mike	0-2	0-1	4-4	0 0	0	0	3	4	0	1	0	12
10	Rowe, Chandler	1-2	1-1	3-6	1 1	2	4	6	0	3	1	2	17
12	Lewis, Fatold	0-4	0-0	0-2	0 1	1	2	0	0	1	0	0	21
21	London, Mark	1-1	0-0	0-1	0 1	1	3	2	0	0	0	0	7
22	Beaufort, Kahari	1-4	0-1	1-1	0 1	1	1	3	0	0	0	2	7
25	Martinez, Javier	5-7	0-0	1-1	0 4	4	4	11	1	0	0	2	28
44	Detlev, Nick	0-0	0-0	0-0	0 0	0	0	0	0	0	0	0	1
Team					6 0	6							
Totals		27-66	9-27	13-20	15 15	26	25	76	15	17	2	8	200

FG % 1st Half: 16-33 48.5% 2nd half: 11-33 33.3% Game: 27-66 40.9% Deadball Rebound 3.1
 3FG % 1st Half: 4-12 33.3% 2nd half: 5-15 33.3% Game: 9-27 33.3%
 FT % 1st Half: 2-2 100.0% 2nd half: 11-18 61.1% Game: 13-20 65.0%

Kentucky 111 • 6-0

#	Player	Total		3-Ptr		Rebounds		PF	TP	A TO	Blk	Stl	Min
		FG-FGA	FG-FGA	FT-FTA	Off Def Tot								
03	Adebayo, Edrice	r 5-10	0-0	5-8	8 4	12	0	15	0	1	1	0	25
32	Gabriel, Wenyen	r 4-6	1-1	6-6	2 4	6	4	15	1	2	0	0	28
00	Fox, De'Aaron	g 7-12	0-3	2-4	1 5	6	2	16	5	4	0	3	28
05	Monk, Malik	g 10-17	2-8	4-4	0 2	2	2	26	7	2	0	1	29
25	Hawkins, Dominique	g 1-5	0-2	4-4	2 2	4	0	6	9	1	0	1	32
01	Killeya-Jones, Sacha	g 6-8	0-0	0-0	1 3	4	0	12	0	1	1	0	13
10	David, Jonny	g 0-0	0-0	0-0	0 0	0	0	0	0	1	0	0	1
11	Mulder, Mychal	g 4-5	4-5	0-0	0 2	2	3	12	1	0	0	2	15
14	Wynyard, Tai	g 0-1	0-0	0-0	1 1	2	0	0	1	0	0	0	3
15	Humphries, Isaac	g 3-5	0-0	1-1	2 1	3	2	7	0	0	2	0	12
20	Calipari, Brad	g 0-2	0-2	0-0	0 0	0	0	1	0	0	0	0	5
30	Pulliam, Dillon	g 0-0	0-0	0-0	0 0	0	0	0	0	0	0	0	1
35	Willis, Derek	g 1-3	0-1	0-0	1 0	1	1	2	0	0	1	0	8
Team					1 5	6							
Totals		41-74	7-22	22-29	19 29	48	18	111	24	12	5	7	200

FG % 1st Half: 18-33 54.5% 2nd half: 23-41 56.1% Game: 41-74 55.4% Deadball Rebound 5.3
 3FG % 1st Half: 4-13 30.8% 2nd half: 3-9 33.3% Game: 7-22 31.8%
 FT % 1st Half: 13-17 76.5% 2nd half: 9-12 75.0% Game: 22-29 75.9%

Officials: Joe Lindsay, Ron Groover, K.B. Burdett, Jr.
 Technical fouls: UT MARTIN-None. Kentucky-None.
 Attendance: 23324

Score by periods	1st	2nd	Total
UT MARTIN	38	38	76
Kentucky	53	58	111

Last FG - UTM 2nd-01:13, UK 2nd-01:00.
 Largest lead - UTM by 3 1st-18:53, UK by 48 2nd-08:46.
 UTM led for 02:01. UK led for 36:49. Game was tied for 01:07.

#1/1 Kentucky 115, Arizona State 69 Nov. 28, 2016 | Paradise Island, Bahamas

#	Player	Total		3-Ptr		Rebounds		PF	TP	A TO	Blk	Stl	Min
		FG-FGA	FG-FGA	FT-FTA	Off Def Tot								
05	Oleka, Obinna	r 6-9	0-1	2-2	4 7	11	3	14	3	1	2	1	33
00	Holder, Tra	g 5-13	1-2	1-1	1 1	2	0	12	2	2	0	2	32
03	Cunliffe, Sam	g 4-16	3-8	3-6	0 4	4	3	14	1	2	0	1	31
04	Graham, Torian	g 4-16	0-6	4-4	1 2	3	1	12	2	0	0	1	32
11	Evans II, Shannon	g 4-12	2-5	1-2	0 3	3	2	11	6	5	1	0	32
22	Witherill, Austin	g 0-0	0-0	0-0	0 0	0	0	0	0	0	0	0	1
33	Vila, Ramon	g 0-0	0-0	0-0	0 1	1	4	0	0	0	1	0	13
42	Tshisumpa, Jethro	g 0-1	0-0	0-0	2 2	4	5	0	0	1	0	0	4
44	Justice, Kodi	g 2-6	2-4	0-0	0 2	2	3	6	1	2	0	0	22
Team					3 0	3							
Totals		25-73	8-26	11-15	11 22	33	21	69	15	13	4	4	200

FG % 1st Half: 12-25 48.0% 2nd half: 13-38 34.2% Game: 25-73 34.2% Deadball Rebound 2
 3FG % 1st Half: 6-17 35.3% 2nd half: 2-9 22.2% Game: 8-26 30.8%
 FT % 1st Half: 0-0 0.0% 2nd half: 11-15 73.3% Game: 11-15 73.3%

Kentucky 115 • 7-0

#	Player	Total		3-Ptr		Rebounds		PF	TP	A TO	Blk	Stl	Min
		FG-FGA	FG-FGA	FT-FTA	Off Def Tot								
03	Adebayo, Edrice	r 5-7	0-0	2-3	5 4	9	1	12	2	0	3	0	23
32	Gabriel, Wenyen	r 5-11	0-1	0-0	3 4	7	2	10	4	1	2	0	20
00	Fox, De'Aaron	g 6-9	1-1	1-2	2 9	11	3	14	10	4	0	2	31
05	Monk, Malik	g 8-20	3-10	4-5	0 3	3	0	23	4	2	0	1	30
13	Briscoe, Isaiah	g 7-9	2-2	4-6	1 3	4	3	20	7	1	0	3	25
01	Killeya-Jones, Sacha	g 2-2	0-0	0-0	2 4	6	4	4	1	0	0	0	10
10	David, Jonny	g 0-0	0-0	0-0	0 0	0	0	0	0	0	0	0	1
11	Mulder, Mychal	g 2-8	2-6	0-0	1 2	3	0	6	0	0</			



#6/7 Kentucky 87, Valparaiso 63 Dec. 7, 2016 | Lexington, Ky.

VALPO 63 • 7-2

Box score table for Valparaiso vs Kentucky, including player names, FG-FGA, 3-Ptr, FT-FTA, Rebounds, PF, TP, A TO Blk Stl, and Min.

FG % 1st Half: 8-29 27.6% 2nd half: 15-38 39.5% Game: 23-67 34.3%
3FG % 1st Half: 2-7 28.6% 2nd half: 2-8 25.0% Game: 4-15 26.7%
FT % 1st Half: 6-12 50.0% 2nd half: 7-7 100.0% Game: 13-19 68.4%

Kentucky 87 • 8-1

Box score table for Kentucky vs Valparaiso, including player names, FG-FGA, 3-Ptr, FT-FTA, Rebounds, PF, TP, A TO Blk Stl, and Min.

FG % 1st Half: 18-38 47.4% 2nd half: 15-33 45.5% Game: 33-71 46.5%
3FG % 1st Half: 2-10 20.0% 2nd half: 5-13 38.5% Game: 7-23 30.4%
FT % 1st Half: 7-10 70.0% 2nd half: 7-14 50.0% Game: 14-24 58.3%

Officials: Pat Adams, Karl Hess, KB Burdett
Technical fouls: VALPO-None. Kentucky-None.
Attendance: 21805

Score by periods table with columns for 1st, 2nd, and Total scores.

Points table with columns for In, Off, 2nd, Fast, Bench and Rebounds.

Last FG - VALPO 2nd-01:06, UK 2nd-02:01.
Largest lead - VALPO None, UK by 34 2nd-10:14.
VALPO led for 00:00. UK led for 38:50. Game was tied for 01:10.

#6/7 Kentucky 96, Hofstra 73 Dec. 11, 2016 | Brooklyn, N.Y.

Hofstra 73 • 6-5

Box score table for Hofstra vs Kentucky, including player names, FG-FGA, 3-Ptr, FT-FTA, Rebounds, PF, TP, A TO Blk Stl, and Min.

FG % 1st Half: 10-29 34.5% 2nd half: 12-36 33.3% Game: 22-65 33.8%
3FG % 1st Half: 3-12 25.0% 2nd half: 3-10 30.0% Game: 6-22 27.3%
FT % 1st Half: 10-16 62.5% 2nd half: 13-21 61.9% Game: 23-37 62.2%

Kentucky 96 • 9-1

Box score table for Kentucky vs Hofstra, including player names, FG-FGA, 3-Ptr, FT-FTA, Rebounds, PF, TP, A TO Blk Stl, and Min.

FG % 1st Half: 18-35 51.4% 2nd half: 19-37 51.4% Game: 37-72 51.4%
3FG % 1st Half: 5-13 38.5% 2nd half: 3-10 30.0% Game: 8-23 34.8%
FT % 1st Half: 7-11 63.6% 2nd half: 7-10 70.0% Game: 14-21 66.7%

Officials: Jamie Luckie, Antinio Petty, Lamar Simpson
Technical fouls: Hofstra-None. Kentucky-ADEBAYO, Edrice.
Attendance: 7514

BROOKLYN HOOPS Winter Festival - Game Two

Score by periods table for Kentucky vs Hofstra.

Points table for Kentucky vs Hofstra.

Last FG - HOFSTRA 2nd-00:32, UK 2nd-02:55.
Largest lead - HOFSTRA None, UK by 31 2nd-06:42.
HOFSTRA led for 00:00. UK led for 39:33. Game was tied for 00:15.

#6/7 Kentucky 103, #7/6 North Carolina 100 Dec. 17, 2016 | Las Vegas

Kentucky 103 • 10-1

Box score table for Kentucky vs North Carolina, including player names, FG-FGA, 3-Ptr, FT-FTA, Rebounds, PF, TP, A TO Blk Stl, and Min.

FG % 1st Half: 22-41 53.7% 2nd half: 18-33 54.5% Game: 40-74 54.1%
3FG % 1st Half: 5-11 45.5% 2nd half: 5-7 71.4% Game: 10-18 55.6%
FT % 1st Half: 7-11 63.6% 2nd half: 6-10 60.0% Game: 13-21 61.9%

#7/6 North Carolina 100 • 10-2

Box score table for North Carolina vs Kentucky, including player names, FG-FGA, 3-Ptr, FT-FTA, Rebounds, PF, TP, A TO Blk Stl, and Min.

FG % 1st Half: 17-32 53.1% 2nd half: 18-34 52.9% Game: 35-66 53.0%
3FG % 1st Half: 3-7 42.9% 2nd half: 6-10 60.0% Game: 9-17 52.9%
FT % 1st Half: 14-19 73.7% 2nd half: 7-9 77.8% Game: 21-28 75.0%

Officials: Rodger Ayers, David Hall, Verne Harris
Technical fouls: Kentucky-None. #7/6 North Carolina-TEAM.
Attendance: 19298
CBS Classic Game Two

Score by periods table for Kentucky vs North Carolina.

Points table for Kentucky vs North Carolina.

Last FG - UK 2nd-00:22, NC 2nd-00:47.
Largest lead - UK by 12 1st-07:39, NC by 3 1st-17:12.
UK led for 32:41. NC led for 03:43. Game was tied for 03:36.

#10/11 Louisville 73, #6/5 Kentucky 70 Dec. 21, 2016 | Louisville, Ky.

Kentucky 70 • 10-2

Box score table for Kentucky vs Louisville, including player names, FG-FGA, 3-Ptr, FT-FTA, Rebounds, PF, TP, A TO Blk Stl, and Min.

FG % 1st Half: 13-33 39.4% 2nd half: 10-25 40.0% Game: 23-58 39.7%
3FG % 1st Half: 3-12 25.0% 2nd half: 2-10 20.0% Game: 5-22 22.7%
FT % 1st Half: 11-13 84.6% 2nd half: 8-16 50.0% Game: 19-29 65.5%

#10/11 LOUISVILLE 73 • 11-1

Box score table for Louisville vs Kentucky, including player names, FG-FGA, 3-Ptr, FT-FTA, Rebounds, PF, TP, A TO Blk Stl, and Min.

FG % 1st Half: 14-30 46.7% 2nd half: 12-30 40.0% Game: 26-60 43.3%
3FG % 1st Half: 5-11 45.5% 2nd half: 1-3 33.3% Game: 6-14 42.9%
FT % 1st Half: 6-7 85.7% 2nd half: 9-13 69.2% Game: 15-20 75.0%

Officials: James Luckie, Roger Ayers, Ron Groover
Technical fouls: Kentucky-None. #10/11 LOUISVILLE-None.
Attendance: 22783

Score by periods table for Louisville vs Kentucky.

Points table for Louisville vs Kentucky.

Last FG - UK 2nd-00:12, LOU 2nd-00:16.
Largest lead - UK by 6 1st-13:06, LOU by 7 1st-06:39.
UK led for 12:15. LOU led for 19:38. Game was tied for 08:07.



#8/8 Kentucky 99, Ole Miss 76 Dec. 29, 2016 | Oxford, Miss.

Kentucky 99 • 11-2 1-0 SEC

#	Player	Total	3-Ptr			Rebounds			PF	TP	A	TO	Bk	Stl	Min
			FG-FGA	FG-FGA	FT-FTA	Off	Def	Tot							
03	Adebayo, Edrice	12-19	0-0	1-4	1	3	4	1	25	1	1	3	0	34	
32	Gabriel, Wenyen	1-2	0-0	0-0	1	2	3	3	2	2	0	2	1	14	
00	Fox, De'Aaron	3-10	0-2	1-3	0	5	5	2	7	7	1	0	3	23	
05	Monk, Malik	11-16	5-7	7-8	2	4	6	2	34	1	1	0	3	35	
13	Briscoe, Isaiah	6-14	1-1	6-6	3	7	10	2	19	11	2	0	1	36	
01	Killeya-Jones, Sacha	0-0	0-0	0-0	0	0	0	0	0	0	0	0	0	0+	
11	Mulder, Mychal	1-3	1-3	0-0	0	0	0	1	3	0	0	0	1	13	
14	Wynyard, Tai	0-0	0-0	0-0	0	0	0	1	0	0	0	0	0	2	
15	Humphries, Isaac	0-0	0-0	2-2	0	3	3	0	2	0	1	1	0	4	
20	Callipari, Brad	0-0	0-0	0-0	0	0	0	0	0	0	0	0	0	1	
25	Hawkins, Dominique	0-3	0-1	0-0	0	0	0	3	0	1	0	0	0	14	
35	Willis, Derek	3-7	1-4	0-1	2	7	9	2	7	1	1	2	0	24	
Team					2	0	2					1			
Totals		37-74	8-18	17-24	11	31	42	17	99	24	8	8	9	200	

FG % 1st Half: 24-39 61.5% 2nd half: 13-35 37.1% Game: 37-74 50.0%
 3FG % 1st Half: 5-8 62.5% 2nd half: 3-10 30.0% Game: 6-18 44.4%
 FT % 1st Half: 7-10 70.0% 2nd half: 10-14 71.4% Game: 17-24 70.8%

Ole Miss 76 • 9-4 0-1 SEC

#	Player	Total	3-Ptr			Rebounds			PF	TP	A	TO	Bk	Stl	Min
			FG-FGA	FG-FGA	FT-FTA	Off	Def	Tot							
05	Hymon, Marcanvis	0-1	0-0	0-0	1	3	4	4	0	0	1	2	0	12	
11	Saiz, Sebastian	7-17	3-7	6-6	3	10	13	4	23	2	6	0	0	36	
01	Burnett, Deandre	7-15	0-3	5-6	0	2	2	2	19	6	3	0	0	31	
02	Neal, Cullen	0-1	0-1	0-0	0	3	3	3	0	1	4	0	0	17	
03	Davis, Terence	3-13	1-4	0-0	3	2	5	4	7	1	0	1	0	20	
00	Fitzpatrick-Dorsey, D	0-1	0-0	0-0	0	0	0	0	0	0	0	0	0	5	
04	Tyree, Breen	2-3	0-1	0-0	0	4	4	3	4	3	1	0	0	20	
14	Brooks, Rasheed	4-16	2-6	5-5	2	1	3	0	15	0	0	0	3	27	
32	Morris, Nate	0-0	0-0	0-0	0	0	0	0	0	0	0	0	0	4	
50	Furmanavicius, Justas	4-5	0-0	0-0	3	3	6	3	8	0	0	3	0	28	
Team					2	3	5								
Totals		27-72	6-22	16-17	14	31	45	23	76	13	15	6	3	200	

FG % 1st Half: 14-41 34.1% 2nd half: 13-31 41.9% Game: 27-72 37.5%
 3FG % 1st Half: 2-10 20.0% 2nd half: 4-12 33.3% Game: 6-22 27.3%
 FT % 1st Half: 9-9 100.0% 2nd half: 7-8 87.5% Game: 16-17 94.1%

Officials: Joe Lindsay, Tony Henderson, Ted Valentine
 Technical fouls: Kentucky-None. Ole Miss-None.
 Attendance: 9086

Score by periods	1st	2nd	Total
Kentucky	60	39	99
Ole Miss	39	37	76

Last FG - UK 2nd-02:05, OM 2nd-00:47.
 Largest lead - UK by 28 2nd-02:25, OM by 2 1st-19:26.
 UK led for 38:23. OM led for 00:23. Game was tied for 01:14.

#6/6 Kentucky 100, Texas A&M 58 Jan. 3, 2017 | Lexington, Ky.

Texas A&M 58 • 8-5, 0-2

#	Player	Total	3-Ptr			Rebounds			PF	TP	A	TO	Bk	Stl	Min
			FG-FGA	FG-FGA	FT-FTA	Off	Def	Tot							
01	Hogg, DJ	1-7	1-3	0-0	1	3	4	0	3	2	7	0	0	28	
42	Miller, Tavario	1-2	0-0	1-2	1	2	3	0	3	1	2	0	0	15	
34	Davis, Tyler	4-6	0-0	5-6	1	1	2	3	13	2	7	1	0	24	
03	Gilder, Admon	5-13	2-3	1-3	2	4	6	5	13	2	1	0	2	29	
02	Collins, Chris	2-3	1-1	0-0	0	3	3	3	5	1	3	0	0	22	
12	Vila, Eric	0-0	0-0	2-2	1	0	1	2	1	0	0	0	0	10	
05	Hampton, JC	1-3	1-2	0-0	0	0	0	3	0	2	0	0	0	18	
10	Trocha-Morelos, Tony	2-5	1-3	1-2	1	3	4	3	6	2	1	2	0	26	
23	Smith, Caleb	1-2	0-1	0-0	0	0	0	2	0	0	0	0	0	7	
33	Carlton, Chase	0-0	0-0	0-0	0	1	1	1	0	1	0	0	0	4	
44	Williams, Robert	4-6	0-0	0-2	0	2	2	1	8	0	0	4	0	17	
Team					2	0	2								
Totals		21-47	6-13	10-17	9	19	28	23	58	12	25	7	2	200	

FG % 1st Half: 10-26 38.5% 2nd half: 11-21 52.4% Game: 21-47 44.7%
 3FG % 1st Half: 3-6 50.0% 2nd half: 3-7 42.9% Game: 6-13 46.2%
 FT % 1st Half: 4-8 50.0% 2nd half: 6-9 66.7% Game: 10-17 58.8%

Kentucky 100 • 12-2, 2-0

#	Player	Total	3-Ptr			Rebounds			PF	TP	A	TO	Bk	Stl	Min
			FG-FGA	FG-FGA	FT-FTA	Off	Def	Tot							
03	Adebayo, Edrice	4-6	0-0	2-2	1	2	3	0	10	1	2	3	3	23	
32	Gabriel, Wenyen	1-4	1-2	2-2	2	2	4	3	5	0	0	0	0	23	
00	Fox, De'Aaron	5-9	0-1	5-8	1	4	5	0	15	6	3	0	2	28	
05	Monk, Malik	8-11	5-7	5-5	0	1	1	1	26	0	1	0	1	24	
13	Briscoe, Isaiah	5-9	3-3	0-0	1	0	1	3	13	7	0	0	1	28	
01	Killeya-Jones, Sacha	1-3	0-0	0-0	2	0	2	1	2	0	1	0	0	6	
10	David, Jonny	1-1	1-1	2-2	0	0	0	0	5	0	0	0	0	2	
11	Mulder, Mychal	1-3	1-3	2-2	1	1	2	1	5	0	1	0	0	8	
14	Wynyard, Tai	0-0	0-0	0-0	0	0	0	0	2	0	0	0	0	4	
15	Humphries, Isaac	3-6	0-0	2-4	2	4	6	4	8	1	0	0	0	13	
20	Callipari, Brad	0-1	0-1	0-0	1	0	1	0	0	0	0	0	0	5	
25	Hawkins, Dominique	2-3	1-2	1-1	0	0	1	6	1	0	0	0	2	20	
30	Pulliam, Dillon	0-0	0-0	0-0	0	0	0	0	0	0	0	0	0	2	
35	Willis, Derek	2-7	1-5	0-0	1	2	3	0	5	0	1	0	1	14	
Team					1	1	2								
Totals		33-63	13-25	21-26	13	17	30	16	100	16	9	3	10	200	

FG % 1st Half: 17-30 56.7% 2nd half: 16-33 48.5% Game: 33-63 52.4%
 3FG % 1st Half: 8-16 50.0% 2nd half: 8-16 50.0% Game: 13-25 52.0%
 FT % 1st Half: 11-11 100.0% 2nd half: 10-15 66.7% Game: 21-26 80.8%

Officials: Anthony Jordan, Karl Hess, Bryon Jarrett
 Technical fouls: Texas A&M-None. Kentucky-None.
 Attendance: 23455

Score by periods	1st	2nd	Total
Texas A&M	27	31	58
Kentucky	50	50	100

Last FG - TAMU 2nd-00:07, UK 2nd-01:06.
 Largest lead - TAMU by 3 1st-19:17, UK by 47 2nd-01:06.
 TAMU led for 00:41, UK led for 38:00. Game was tied for 01:19.

#6/6 Kentucky 97, Arkansas 71 Jan. 7, 2017 | Lexington, Ky.

Arkansas 71 • 12-3, 1-2

#	Player	Total	3-Ptr			Rebounds			PF	TP	A	TO	Bk	Stl	Min
			FG-FGA	FG-FGA	FT-FTA	Off	Def	Tot							
05	Cook, Arlando	3-5	0-0	0-0	0	1	1	0	6	0	0	0	0	15	
33	Kingsley, Moses	4-8	1-1	5-5	1	6	7	4	14	2	2	1	1	33	
03	Hannas, Dusty	2-12	0-5	2-2	0	1	1	4	6	2	0	0	0	22	
04	Macon, Daryl	5-12	3-7	2-2	0	0	0	3	15	1	0	0	0	26	
21	Watkins, Manuele	4-6	0-0	0-0	1	6	7	3	8	1	0	0	0	32	
00	Barford, Jaylen	6-9	0-1	2-3	3	1	4	4	14	0	5	0	0	17	
01	Thompson, Trey	0-2	0-0	4-4	1	3	4	4	2	0	2	1	0	20	
02	Bailey, Adrio	0-0	0-0	0-0	0	0	0	1	0	1	0	0	0	4	
12	Hazen, Brachen	0-0	0-0	0-0	0	0	0	0	0	0	0	0	0	1	
13	Thomas, Dustin	0-2	0-0	0-0	1	1	2	4	0	1	0	0	0	7	
23	Jones, CJ	0-0	0-0	0-0	0	0	0	0	0	0	0	0	0	1	
31	Beard, Anton	1-7	0-2	2-5	0	0	0	4	4	1	0	0	0	22	
Team					2	1	3								
Totals		25-63	4-16	17-21	9	20	29	31	71	11	8	3	3	200	

FG % 1st Half: 13-32 40.6% 2nd half: 12-31 38.7% Game: 25-63 39.7%
 3FG % 1st Half: 2-7 28.6% 2nd half: 2-9 22.2% Game: 4-16 25.0%
 FT % 1st Half: 10-12 83.3% 2nd half: 7-9 77.8% Game: 17-21 81.0%

Kentucky 97 • 13-2, 3-0

#	Player	Total	3-Ptr			Rebounds			PF	TP	A	TO	Bk	Stl	Min
			FG-FGA	FG-FGA	FT-FTA	Off	Def	Tot							
03	Adebayo, Edrice	3-5	0-0	5-10	4	3	7	2	11	1	1	1	1	33	
32	Gabriel, Wenyen	1-2	0-1	1-2	1	3	4	3	3	0	2	2	0	12	
00	Fox, De'Aaron	10-16	0-2	7-7	0	6	6	2	27	6	2	0	1	36	
05	Monk, Malik	4-10	0-5	4-6	1	0	1	4	12	3	1	0	1	27	
13	Briscoe, Isaiah	4-11	0-1	7-9	3	5	8	2	15	1	2	0	0	36	
01	Killeya-Jones, Sacha	0-0	0-0	2-2	0	2	2	0	2	1	0	0	0	2	
10	David, Jonny	0-0	0-0	0-0	0	0	0	0	0	0	0	0	0	0+	
11	Mulder, Mychal	2-3	2-3	0-0	0	1	1	2	6	0	0	0	0	9	
14	Wynyard, Tai	0-0	0-0	0-0	0	0	0	0	0	0	0	0	0	2	
15	Humphries, Isaac	1-1	0-0	2-4	2	2	4	0	4	0	0	0	0	7	
20	Callipari, Brad	0-0	0-0	0-0	0	0	0	0	0	0	0	0	0	0	
25	Hawkins, Dominique	1-4	0-2	0-0	0	2	2	2	1	1	0	0	0	15	
30	Pulliam, Dillon	0-0	0-0	0-0	0	0	0	0	0	0	0	0	0	0+	
35	Willis, Derek	6-8	3-5	0-0	2	3	5	3	15	0	0	2	0	19	



#6/6 Kentucky 92, Auburn 72 Jan. 14, 2017 | Lexington, Ky.

#	Player	Total		3-Ptr		Rebounds			PF	TP	A	TO	Bk	Stl	Min
		FG-FGA	FG-FGA	FG-FGA	FT-FTA	Off	Def	Tot							
50	Wiley, Austin	c	3-4	0-0	0-0	2	1	3	5	6	0	1	0	0	12
01	Harper, Jared	g	3-7	1-3	1-2	0	0	0	3	8	1	3	0	0	25
04	Dunans, T.J.	g	10-20	2-3	1-2	0	2	2	4	23	1	3	0	1	36
05	Heron, Mustapha	g	4-11	1-2	2-6	0	3	3	3	11	1	2	0	0	26
23	Lang, TJ	g	3-5	3-4	0-2	1	1	2	3	9	0	0	1	0	21
00	Spencer, Horace	g	2-3	0-0	0-0	2	2	4	3	4	0	1	0	0	22
02	Brown, Bryce	g	2-6	2-4	0-0	0	3	3	3	6	1	1	1	0	27
12	Smith, LaRon	g	0-0	0-0	0-0	0	2	2	3	0	1	1	0	0	9
24	McLemore, Anfernee	g	1-2	0-0	0-0	1	2	3	2	0	0	0	0	6	
35	Johnson, Ronnie	g	1-4	0-0	1-3	1	0	1	1	3	3	1	0	0	16
Team						2	3	5							
Totals			29-62	9-16	5-15	9	19	28	31	72	8	13	2	1	200

FG % 1st Half: 17-34 50.0% 2nd half: 12-28 42.9% Game: 29-62 46.8% Deadball Rebounds 5
 3FG % 1st Half: 4-7 57.1% 2nd half: 5-9 55.6% Game: 9-16 56.3%
 FT % 1st Half: 1-2 50.0% 2nd half: 4-13 30.8% Game: 5-15 33.3%

Kentucky 92 • 15-2,5-0

#	Player	Total		3-Ptr		Rebounds			PF	TP	A	TO	Bk	Stl	Min
		FG-FGA	FG-FGA	FG-FGA	FT-FTA	Off	Def	Tot							
03	Adebayo, Edrice	r	4-5	0-0	7-11	2	6	8	2	15	0	3	3	0	35
32	Gabriel, Wenyen	r	2-8	2-3	0-4	5	11	16	3	6	0	0	2	1	29
00	Fox, De'Aaron	g	6-11	1-2	0-2	1	3	4	5	13	5	1	0	1	27
05	Monk, Malik	g	8-14	4-8	4-4	0	1	1	0	24	6	1	1	0	36
13	Briscoe, Isaiah	g	4-6	2-2	0-4	1	2	3	4	10	5	4	0	1	25
11	Mulder, Mychal	g	3-5	1-3	5-5	0	1	1	1	12	2	1	0	0	15
15	Humphries, Isaac	g	2-2	0-0	0-0	1	0	1	1	4	0	1	0	0	5
25	Hawkins, Dominique	g	2-2	1-1	1-2	0	1	1	1	6	1	1	0	0	19
35	Willis, Derek	g	1-3	0-0	0-0	0	2	2	1	2	0	1	0	0	9
Team						2	1	3							
Totals			32-56	11-19	17-32	12	28	40	18	92	19	13	6	3	200

FG % 1st Half: 18-31 58.1% 2nd half: 14-25 56.0% Game: 32-56 57.1% Deadball Rebounds 8,1
 3FG % 1st Half: 8-12 66.7% 2nd half: 3-7 42.9% Game: 11-19 57.9%
 FT % 1st Half: 7-13 53.8% 2nd half: 10-19 52.6% Game: 17-32 53.1%

Officials: Karl Hess, Terry Oglesby, Sean Casey
 Technical fouls: Auburn-None. Kentucky-None.
 Attendance: 24372

	1st	2nd	Total
Auburn	39	33	72
Kentucky	51	41	92

Last FG - AU 2nd-04:28, UK 2nd-01:44.
 Largest lead - AU by 3 1st-15:12, UK by 20 2nd-01:44.
 AU led for 02:23. UK led for 36:54. Game was tied for 00:43.

#5/5 Kentucky 88, Mississippi State 81 Jan. 17, 2017 | Starkville, Miss.

#	Player	Total		3-Ptr		Rebounds			PF	TP	A	TO	Bk	Stl	Min
		FG-FGA	FG-FGA	FG-FGA	FT-FTA	Off	Def	Tot							
03	Edrice Adebayo	r	2-2	0-0	1-2	1	3	4	5	1	3	2	0	0	20
32	Wenyan Gabriel	r	5-5	3-3	0-1	3	5	8	3	13	2	1	3	1	20
00	De'Aaron Fox	g	8-15	0-3	5-9	0	5	5	0	21	5	3	0	1	36
05	Malik Monk	g	5-14	0-3	4-6	0	3	3	1	14	4	5	0	1	34
13	Isaiah Briscoe	g	4-14	0-3	4-4	2	2	4	4	12	3	2	0	2	31
01	Sacha Killieya-Jones	g	0-0	0-0	0-0	0	0	0	2	0	0	0	0	0	1
11	Mychal Mulder	g	0-1	0-1	0-0	0	1	1	0	0	1	0	0	0	5
14	Tai Wynyard	g	0-0	0-0	1-2	1	0	1	1	1	0	0	1	0	5
15	Isaac Humphries	g	2-5	0-0	0-0	2	0	2	5	4	0	0	0	0	10
25	Dominique Hawkins	g	2-3	1-1	0-0	2	0	2	1	5	0	0	0	0	16
35	Derek Willis	g	5-6	3-4	0-0	0	5	5	3	13	0	2	0	0	22
Team						2	1	3							
Totals			33-65	7-18	15-24	13	25	38	24	88	16	16	6	5	200

FG % 1st Half: 18-34 52.9% 2nd half: 15-31 48.4% Game: 33-65 50.8% Deadball Rebounds 5
 3FG % 1st Half: 4-8 50.0% 2nd half: 3-10 30.0% Game: 7-18 38.9%
 FT % 1st Half: 6-10 60.0% 2nd half: 9-14 64.3% Game: 15-24 62.5%

Mississippi State 81 • 12-5, 3-2

#	Player	Total		3-Ptr		Rebounds			PF	TP	A	TO	Bk	Stl	Min	
		FG-FGA	FG-FGA	FG-FGA	FT-FTA	Off	Def	Tot								
34	Schnider Herard	r	3-4	0-0	1-4	2	3	5	5	7	0	3	0	0	11	
05	Aric Holman	g	3-7	0-0	0-0	3	1	4	3	6	2	2	2	1	29	
31	Lamar Peters	g	9-16	2-5	5-8	1	6	7	3	25	2	5	0	0	35	
04	Mario Kegler	g	6-10	1-3	0-2	2	6	8	3	13	2	2	1	1	32	
11	O Weatherspoon	g	6-12	1-5	2-4	1	2	3	5	15	2	3	0	4	27	
02	Eli Wright	g	1-2	0-0	0-0	0	0	0	2	2	0	0	0	0	1	8
03	Xavian Stapleton	g	3-7	1-4	2-2	0	0	0	5	9	0	3	0	1	17	
15	IJ Ready	g	1-1	0-0	2-2	0	0	0	0	4	1	0	0	0	29	
23	Tyson Carter	g	0-0	0-0	0-0	0	1	1	0	0	1	0	0	0	7	
45	E.J. Datcher	g	0-0	0-0	0-0	0	0	0	2	0	0	0	0	2	5	
Team						0	4	4								
Totals			32-59	5-17	12-22	9	23	32	28	81	10	19	3	10	200	

FG % 1st Half: 14-27 51.9% 2nd half: 18-32 56.3% Game: 32-59 54.2% Deadball Rebounds 3
 3FG % 1st Half: 2-8 25.0% 2nd half: 3-9 33.3% Game: 5-17 29.4%
 FT % 1st Half: 4-8 50.0% 2nd half: 8-14 57.1% Game: 12-22 54.5%

Officials: Ted Valentine, Byron Jarrett, William Covington
 Technical fouls: Kentucky-Isaiah Briscoe; TEAM, Mississippi State-O Weatherspoon; Aric Holman.
 Attendance: 9768

	1st	2nd	Total
Kentucky	46	42	88
Mississippi State	34	47	81

Last FG - UK 2nd-00:57, MS 2nd-00:38.
 Largest lead - UK by 18 2nd-12:54, MS None.
 UK led for 38:28. MS led for 00:00. Game was tied for 01:32.

#5/5 Kentucky 85, #24/24 South Carolina 69 Jan. 21, 2017 | Lexington, Ky.

#	Player	Total		3-Ptr		Rebounds			PF	TP	A	TO	Bk	Stl	Min
		FG-FGA	FG-FGA	FG-FGA	FT-FTA	Off	Def	Tot							
21	Kotsar, Maik	r	2-2	0-0	0-0	0	1	1	4	4	1	1	0	0	16
30	Silva, Chris	r	1-2	0-0	1-2	1	3	4	4	3	0	3	0	0	9
00	Thornewell, Sindarius	g	9-23	2-6	14-15	3	3	6	2	34	1	3	1	1	37
04	Felder, Rakym	g	1-6	0-3	1-2	0	3	3	2	3	1	4	0	0	19
10	Notice, Duane	g	2-7	0-4	0-0	1	0	1	1	4	4	1	0	1	37
02	Gravett, Hassani	g	3-4	1-1	0-0	0	1	1	4	7	0	1	0	1	12
05	Blanton, Temarcus	g	5-6	2-2	0-0	1	0	1	0	12	0	0	0	1	9
20	Mckie, Justin	g	1-7	0-4	0-0	1	2	3	4	2	4	0	0	0	33
23	Hinson, Evan	g	0-0	0-0	0-0	0	0	0	0	0	0	0	0	0	1
24	Keita, Sedee	g	0-1	0-0	0-0	2	1	3	2	0	0	0	0	2	17
31	Holliman, Jarrell	g	0-0	0-0	0-0	0	0	0	3	0	0	0	0	0	10
Team						2	2	4							
Totals			24-58	5-20	16-19	11	16	27	26	69	11	13	1	7	200

FG % 1st Half: 13-25 52.0% 2nd half: 11-33 33.3% Game: 24-58 41.4% Deadball Rebounds 2,1
 3FG % 1st Half: 2-5 40.0% 2nd half: 3-15 20.0% Game: 5-20 25.0%
 FT % 1st Half: 10-12 83.3% 2nd half: 6-7 85.7% Game: 16-19 84.2%

Kentucky 85 • 17-2, 7-0

#	Player	Total		3-Ptr		Rebounds			PF	TP	A	TO	Bk	Stl	Min
		FG-FGA	FG-FGA	FG-FGA	FT-FTA	Off	Def	Tot							
03	Adebayo, Edrice	r	5-6	0-0	8-12	2	1	3	4	18	1	1	0	2	29
32	Gabriel, Wenyen	r	4-9	3-8	0-0	1	4	5	1	11	2	0	0	1	27
00	Fox, De'Aaron	g	3-3	0-0	0-1	0	1	1	0	6	1	0	0	0	8
05	Monk, Malik	g	9-14	4-7	5-6	0	3	3	0	27	1	4	1	2	36
13	Briscoe, Isaiah	g	0-2	0-1	0-0	1	2	3	4	0	4	7	0	0	29
01	Killieya-Jones, Sacha	g	0-0	0-0	0-0	0	0	0	0	0	0	0	0	0	2
14	Wynyard, Tai	g	0-0	0-0	0-0	0	0	0	0	0	0	0	0	0	1
15	Humphries, Isaac	g	2-2	0-0	2-2	2	2	4	3	6	0	1	2	0	10
20	Calipari, Brad	g	0-0	0-0	0-0	0	0	0	0	0	0	0	0	0	1
25	Hawkins, Dominique	g	1-4	0-1	3-3	0	3	3	4	5	7	2	0	1	28
35	Willis, Derek	g	4-8	1-3	3-4	1	6	7	0	12	1	2	1	0	29
Team						1	2	3							
Totals			28-48	8-20	21-28	8	24	32	16	85	17	17	5	6	200



#2/1 Kansas 79, #4/4 Kentucky 73
Jan. 28, 2017 | Lexington, Ky.

#	Player	c	Total			3-Ptr			Rebounds			PF	TP	A	TO	Blk	Stl	Min
			FG-FGA	FG-FGA	FT-FTA	Off	Def	Tot	Off	Def	Tot							
33	Lucas, Landen	c	6-6	0-0	1-1	3	2	5	5	13	0	0	1	1	27			
00	Mason III, Frank	g	9-18	1-4	2-5	0	3	3	0	21	4	4	0	2	37			
04	Graham, Devonte'	g	4-11	2-7	2-2	2	5	7	2	12	1	5	0	1	37			
10	Mykhailiuk, Svi	g	2-6	0-2	4-6	1	1	2	2	8	1	0	0	0	28			
11	Jackson, Josh	g	9-17	2-5	0-2	2	8	10	1	20	3	2	0	2	39			
02	Vick, Lagerald	g	1-4	0-1	0-0	0	3	3	1	2	0	0	0	2	18			
22	Coleby, Dwight	g	1-1	0-0	1-2	0	1	1	4	3	0	0	0	1	10			
44	Lightfoot, Mitch	g	0-1	0-0	0-0	1	0	1	0	0	0	1	1	0	4			
Team						1	1	2										
Totals			32-64	5-19	10-18	10	24	34	15	79	9	12	2	9	200			

FG % 1st Half: 12-30 40.0% 2nd half: 20-34 58.8% Game: 32-64 50.0% Deadball Rebounds 2
 3FG % 1st Half: 0-8 0.0% 2nd half: 5-11 45.5% Game: 5-19 26.3%
 FT % 1st Half: 3-6 50.0% 2nd half: 7-12 58.3% Game: 10-18 55.6%

Kentucky 73 • 17-4, 7-1

#	Player	f	Total			3-Ptr			Rebounds			PF	TP	A	TO	Blk	Stl	Min
			FG-FGA	FG-FGA	FT-FTA	Off	Def	Tot	Off	Def	Tot							
03	Adebayo, Edrice	f	3-7	0-0	4-10	4	4	8	4	10	3	4	1	2	37			
32	Gabriel, Wenyen	f	0-3	0-3	0-0	0	2	2	1	0	0	1	0	1	14			
00	Fox, De'Aaron	g	5-12	0-2	0-0	0	2	2	3	10	2	5	0	2	38			
05	Monk, Malik	g	6-13	2-6	4-5	1	3	4	2	18	2	2	0	0	39			
13	Briscoe, Isaiah	g	4-9	1-2	3-4	3	5	8	3	12	6	3	0	0	26			
15	Humphries, Isaac	g	0-0	0-0	0-0	0	0	0	2	0	0	1	1	0	4			
25	Hawkins, Dominique	g	2-4	0-1	1-1	1	3	4	1	5	1	0	0	0	17			
35	Willis, Derek	g	6-7	5-6	1-2	0	6	6	1	18	0	1	2	0	25			
Team						0	1	1										
Totals			26-55	8-20	13-22	9	26	35	17	73	14	17	4	5	200			

FG % 1st Half: 12-28 42.9% 2nd half: 14-27 51.9% Game: 26-55 47.3% Deadball Rebounds 5,2
 3FG % 1st Half: 3-8 37.5% 2nd half: 5-12 41.7% Game: 8-20 40.0%
 FT % 1st Half: 5-11 45.5% 2nd half: 8-11 72.7% Game: 13-22 59.1%

Officials: Doug Shows, Joe DeRosa, Keith Krimble
 Technical fouls: #2/1 KANSAS-None. Kentucky-None.
 Attendance: 24418

Score by periods	1st	2nd	Total	Points	In Paint	Off T/O	2nd Chance	Fast Break	Bench
#2/1 KANSAS	27	52	79	KU	44	21	17	10	5
Kentucky	32	41	73	UK	34	7	7	6	23

Last FG - KU 2nd-01:09, UK 2nd-00:21. Score tied - 4 times.
 Largest lead - KU by 10 2nd-04:41, UK by 12 1st-10:03. Lead changed - 8 times.
 KU led for 14:02. UK led for 23:38. Game was tied for 02:20.

#8/6 Kentucky 90, Georgia 81 (OT)
Jan. 31, 2017 | Lexington, Ky.

#	Player	f	Total			3-Ptr			Rebounds			PF	TP	A	TO	Blk	Stl	Min
			FG-FGA	FG-FGA	FT-FTA	Off	Def	Tot	Off	Def	Tot							
01	Maten, Yante	f	8-15	1-1	5-9	1	4	5	2	22	5	3	1	0	39			
34	Ogbeide, Derek	f	7-9	0-0	4-7	2	11	13	4	18	0	0	2	1	35			
00	Jackson, William II	g	0-0	0-0	1-2	0	1	1	1	1	1	1	0	0	16			
03	Parker, Juwan	g	2-6	0-1	0-0	0	0	0	5	4	1	2	0	0	23			
30	Frazier, J.J.	g	8-21	3-4	4-5	1	2	3	5	23	5	3	0	3	41			
02	Harris, Jordan	g	3-5	2-2	1-1	0	2	2	4	9	1	1	0	0	28			
04	Crump, Tyree	g	0-2	0-1	0-0	0	0	0	1	0	0	1	0	0	3			
05	Diatta, Pape	g	1-2	0-1	0-0	0	2	2	3	2	0	2	0	0	4			
13	Wilridge, E'Torrian	g	0-0	0-0	0-0	0	2	2	1	0	1	3	1	1	17			
25	Geno, Kenny Paul	g	0-0	0-0	0-0	0	0	0	0	0	0	0	0	0	7			
32	Edwards, Mike	g	1-1	0-0	0-0	0	1	1	2	2	0	0	0	0	12			
Team						3	0	3										
Totals			30-61	6-10	15-24	7	25	32	28	81	15	17	4	5	225			

FG % 1st Half: 12-25 48.0% 2nd half: 16-30 53.3% OT: 2-6 33.3% Game: 30-61 49.2% Deadball Rebounds 5
 3FG % 1st Half: 3-5 60.0% 2nd half: 3-4 75.0% OT: 0-1 0.0% Game: 6-10 60.0%
 FT % 1st Half: 2-3 66.7% 2nd half: 12-18 66.7% OT: 1-3 33.3% Game: 15-24 62.5%

Kentucky 90 • 18-4, 8-1

#	Player	f	Total			3-Ptr			Rebounds			PF	TP	A	TO	Blk	Stl	Min
			FG-FGA	FG-FGA	FT-FTA	Off	Def	Tot	Off	Def	Tot							
03	Adebayo, Edrice	f	4-6	0-0	4-6	2	3	5	4	12	0	1	1	1	22			
15	Humphries, Isaac	f	2-5	0-0	0-0	4	3	7	3	4	0	1	0	0	13			
35	Willis, Derek	f	1-4	1-4	0-0	0	5	5	4	3	4	0	0	2	36			
05	Monk, Malik	g	10-21	7-11	10-12	0	3	3	1	37	1	5	3	3	44			
13	Briscoe, Isaiah	g	6-15	0-2	11-15	4	7	11	3	23	8	6	0	0	45			
14	Wynyard, Tai	g	0-0	0-0	0-0	0	2	2	3	0	0	1	1	1	12			
25	Hawkins, Dominique	g	1-5	0-2	2-2	0	1	1	1	4	1	0	0	0	25			
32	Gabriel, Wenyen	g	3-8	1-2	0-1	5	1	6	3	7	0	0	1	0	28			
Team						2	3	5										
Totals			27-64	9-21	27-36	17	28	45	22	90	14	14	6	7	225			

FG % 1st Half: 9-31 29.0% 2nd half: 14-27 51.9% OT: 4-6 66.7% Game: 27-64 42.2% Deadball Rebounds 4
 3FG % 1st Half: 2-8 25.0% 2nd half: 5-10 50.0% OT: 2-3 66.7% Game: 9-21 42.9%
 FT % 1st Half: 9-10 90.0% 2nd half: 14-20 70.0% OT: 4-6 66.7% Game: 27-36 75.0%

Officials: Tony Greene, Pat Adams, Don Daily
 Technical fouls: Georgia-None. Kentucky-None.
 Attendance: 23814

Score by periods	1st	2nd	OT	Total	Points	In Paint	Off T/O	2nd Chance	Fast Break	Bench
Georgia	29	47	5	81	UKA	40	18	3	4	13
Kentucky	29	47	14	90	UK	30	20	24	6	11

Last FG - UKA OT-03:10, UK OT-01:51. Score tied - 6 times.
 Largest lead - UKA by 14 1st-14:07, UK by 9 OT-00:43. Lead changed - 3 times.
 UKA led for 19:35. UK led for 18:56. Game was tied for 06:28.

Kentucky at Florida
Feb. 4, 2017 | Gainesville, Fla.

Kentucky vs. LSU
Feb. 7, 2017 | Lexington, Ky.





2016-17 Kentucky Men's Basketball
Kentucky Combined Team Statistics (as of Feb 01, 2017)
All games



RECORD:	OVERALL	HOME	AWAY	NEUTRAL
ALL GAMES	18-4	11-2	3-2	4-0
CONFERENCE	8-1	5-0	3-1	0-0
NON-CONFERENCE	10-3	6-2	0-1	4-0

#	Player	gp-gs	min	avg	Total		3-Point		F-Throw		Rebounds				pf	dq	a	to	blk	stl	pts	avg		
					fg-fga	fg%	3fg-fga	3fg%	ft-fa	ft%	off	def	tot	avg										
05	Monk, Malik	22-22	688	31.3	170-343	.496	70-170	.412	82-99	.828	9	46	55	2.5	40	0	50	48	9	26	492	22.4		
00	Fox, De'Aaron	21-21	617	29.4	123-256	.480	7-41	.171	81-115	.704	10	83	93	4.4	46	1	120	48	4	34	334	15.9		
13	Briscoe, Isaiah	20-20	628	31.4	103-214	.481	13-36	.361	70-97	.722	31	74	105	5.3	53	0	90	50	3	18	289	14.5		
03	Adebayo, Edrice	22-22	604	27.5	100-162	.617	0-0	.000	91-147	.619	66	84	150	6.8	60	1	19	34	36	14	291	13.2		
35	Willis, Derek	22-6	447	20.3	60-119	.504	27-69	.391	16-22	.727	24	78	102	4.6	35	0	19	18	21	14	163	7.4		
11	Mulder, Mychal	16-0	186	11.6	36-79	.456	23-57	.404	9-9	1.000	12	18	30	1.9	16	0	7	6	4	4	104	6.5		
32	Gabriel, Wenyen	22-16	458	20.8	46-104	.442	13-42	.310	21-36	.583	48	85	133	6.0	60	0	22	19	25	11	126	5.7		
15	Humphries, Isaac	22-1	214	9.7	32-66	.485	0-0	.000	13-23	.565	42	40	82	3.7	44	1	7	12	17	6	77	3.5		
25	Hawkins, Dominique	22-2	380	17.3	22-64	.344	8-30	.267	18-21	.857	13	23	36	1.6	38	0	45	8	0	10	70	3.2		
01	Killeya-Jones, Sacha	15-0	96	6.4	17-29	.586	0-0	.000	6-15	.400	12	19	31	2.1	19	0	2	7	10	1	40	2.7		
10	David, Jonny	7-0	11	1.6	1-2	.500	1-1	1.000	2-4	.500	0	0	0	0.0	0	0	0	3	0	0	5	0.7		
14	Wynyard, Tai	13-0	46	3.5	4-5	.800	0-0	.000	1-3	.333	4	8	12	0.9	9	0	1	2	3	1	9	0.7		
20	Calipari, Brad	13-0	42	3.2	2-13	.154	2-12	.167	2-5	.400	1	2	3	0.2	3	0	1	2	1	0	8	0.6		
30	Pulliam, Dillon	6-0	8	1.3	0-1	.000	0-0	.000	0-0	.000	0	1	1	0.2	0	0	1	1	0	0	0	0.0		
Team											28	37	65											
Total.....		22	4425		716-1457	.491	164-458	.358	412-596	.691	300	598	898	40.8	423	3	384	261	133	139	2008	91.3		
Opponents.....		22	4425		579-1366	.424	136-434	.313	317-461	.688	241	532	773	35.1	533	-	255	345	69	109	1611	73.2		

TEAM STATISTICS	UK	OPP	Date	Opponent	Score	Att.
SCORING	2008	1611	11/11/16	STEPHEN F. AUSTIN	w 87-64	22683
Points per game	91.3	73.2	11/13/16	CANISIUS	w 93-69	22009
Scoring margin	+18.0	-	1 11/15/16	vs #13/13 Michigan State	w 69-48	19812
FIELD GOALS-ATT	716-1457	579-1366	11/20/16	DUQUESNE	w 93-59	21327
Field goal pct	.491	.424	11/23/16	CLEVELAND STATE	w 101-70	22441
3 POINT FG-ATT	164-458	136-434	11/25/16	UT MARTIN	w 111-76	23324
3-point FG pct	.358	.313	2 11/28/16	vs Arizona State	w 115-69	1200
3-pt FG made per game	7.5	6.2	12/3/16	#11/9 UCLA	L 92-97	23976
FREE THROWS-ATT	412-596	317-461	12/7/16	VALPO	w 87-63	21805
Free throw pct	.691	.688	3 12/11/16	vs Hofstra	w 96-73	7514
F-Throws made per game	18.7	14.4	4 12/17/16	vs #7/6 North Carolina	w 103-100	19298
REBOUNDS	898	773	12/21/16	at #10/11 Louisville	L 70-73	22783
Rebounds per game	40.8	35.1	* 12/29/16	at Ole Miss	w 99-76	9086
Rebounding margin	+5.7	-	* 1/3/17	TEXAS A&M	w 100-58	23455
ASSISTS	384	255	* 1/7/17	ARKANSAS	w 97-71	24322
Assists per game	17.5	11.6	* 1/10/17	at Vanderbilt	w 87-81	12707
TURNOVERS	261	345	* 1/14/17	AUBURN	w 92-72	24372
Turnovers per game	11.9	15.7	* 1/17/17	at Mississippi State	w 88-81	9768
Turnover margin	+3.8	-	* 1/21/17	#24/24 SOUTH CAROLINA	w 85-69	24389
Assist/turnover ratio	1.5	0.7	* 1/24/17	at Tennessee	L 80-82	19349
STEALS	139	109	5 1/28/17	#2/1 KANSAS	L 73-79	24418
Steals per game	6.3	5.0	* 1/31/17	GEORGIA	Wot 90-81	23814
BLOCKS	133	69				
Blocks per game	6.0	3.1				
ATTENDANCE	302335	121517				
Home games-Avg/Game	13-23257	5-14739				
Neutral site-Avg/Game	-	4-11956				

* = Conference game
1 = Champions Classic | Madison Square Garden (New York)
2 = Atlantis Showcase | Imperial Arena (Paradise Island, Bahamas)
3 = Brooklyn Hoops Winter Festival | Barclays Center (Brooklyn, N.Y.)
4 = CBS Sports Classic | T-Mobile Arena (Las Vegas)
5 = SEC/Big 12 Challenge

Score by Periods	1st	2nd	OT	Totals
Kentucky	1012	982	14	2008
Opponents	766	840	5	1611



2016-17 Kentucky Men's Basketball
 Kentucky Combined Team Statistics (as of Feb 01, 2017)
 Conference games



RECORD:	OVERALL	HOME	AWAY	NEUTRAL
ALL GAMES	8-1	5-0	3-1	0-0
CONFERENCE	8-1	5-0	3-1	0-0
NON-CONFERENCE	0-0	0-0	0-0	0-0

#	Player	gp-gs	Total		3-Point		F-Throw		Rebounds				PF			STL			pts	avg							
			min	avg	fg-fga	fg%	3fg-fga	3fg%	ft-fa	ft%	off	def	tot	avg	pf	dq	a	to			blk	stl					
05	Monk, Malik	9-9	302	33.6	68-134	.507	29-65	.446	52-63	.825	3	19	22	2.4	14	0	21	23	5	13	217	24.1					
00	Fox, De'Aaron	8-8	208	26.0	50-90	.556	3-13	.231	25-38	.658	2	29	31	3.9	17	1	36	13	1	11	128	16.0					
03	Adebayo, Edrice	9-9	260	28.9	44-61	.721	0-0	.000	43-65	.662	17	29	46	5.1	24	0	5	14	15	7	131	14.6					
13	Briscoe, Isaiah	9-9	303	33.7	44-101	.436	7-16	.438	31-42	.738	20	41	61	6.8	24	0	49	26	0	6	126	14.0					
35	Willis, Derek	9-1	193	21.4	24-51	.471	10-28	.357	5-8	.625	11	35	46	5.1	18	0	6	9	7	3	63	7.0					
32	Gabriel, Wenyen	9-8	207	23.0	19-47	.404	10-23	.435	5-16	.313	18	42	60	6.7	25	0	7	6	14	4	53	5.9					
11	Mulder, Mychal	6-0	66	11.0	8-18	.444	5-15	.333	7-7	1.000	1	6	7	1.2	7	0	3	3	0	1	28	4.7					
15	Humphries, Isaac	9-1	75	8.3	13-25	.520	0-0	.000	8-12	.667	17	17	34	3.8	19	1	1	4	3	0	34	3.8					
25	Hawkins, Dominique	9-0	161	17.9	9-25	.360	3-11	.273	7-8	.875	2	8	10	1.1	18	0	12	5	0	3	28	3.1					
10	David, Jonny	2-0	2	1.0	1-1	1.000	1-1	1.000	2-2	1.000	0	0	0	0.0	0	0	0	0	0	0	5	2.5					
01	Killeya-Jones, Sacha	5-0	11	2.2	1-3	.333	0-0	.000	2-2	1.000	2	2	4	0.8	3	0	1	1	0	0	4	0.8					
14	Wynyard, Tai	6-0	26	4.3	0-0	.000	0-0	.000	1-2	.500	1	2	3	0.5	7	0	0	1	2	1	1	0.2					
30	Pulliam, Dillon	2-0	2	1.0	0-0	.000	0-0	.000	0-0	.000	0	0	0	0.0	0	0	0	0	0	0	0	0.0					
20	Calipari, Brad	4-0	9	2.3	0-1	.000	0-1	.000	0-0	.000	1	0	1	0.3	0	0	0	0	0	0	0	0.0					
Team											12	14	26												1		
Total.....		9	1825		281-557	.504	68-173	.393	188-265	.709	107	244	351	39.0	176	2	141	106	47	49	818	90.9					
Opponents.....		9	1825		243-544	.447	54-153	.353	131-194	.675	80	214	294	32.7	232	-	108	126	31	41	671	74.6					

TEAM STATISTICS	UK	OPP	Date	Opponent	Score	Att.
SCORING	818	671	* 12/29/16	at Ole Miss	w 99-76	9086
Points per game	90.9	74.6	* 1/3/17	TEXAS A&M	w 100-58	23455
Scoring margin	+16.3	-	* 1/7/17	ARKANSAS	w 97-71	24322
FIELD GOALS-ATT	281-557	243-544	* 1/10/17	at Vanderbilt	w 87-81	12707
Field goal pct	.504	.447	* 1/14/17	AUBURN	w 92-72	24372
3 POINT FG-ATT	68-173	54-153	* 1/17/17	at Mississippi State	w 88-81	9768
3-point FG pct	.393	.353	* 1/21/17	#24/24 SOUTH CAROLINA	w 85-69	24389
3-pt FG made per game	7.6	6.0	* 1/24/17	at Tennessee	L 80-82	19349
FREE THROWS-ATT	188-265	131-194	* 1/31/17	GEORGIA	wot 90-81	23814
Free throw pct	.709	.675	* = Conference game			
F-Throws made per game	20.9	14.6	1 = Champions Classic Madison Square Garden (New York)			
REBOUNDS	351	294	2 = Atlantis Showcase Imperial Arena (Paradise Island, Bahamas)			
Rebounds per game	39.0	32.7	3 = Brooklyn Hoops Winter Festival Barclays Center (Brooklyn, N.Y.)			
Rebounding margin	+6.3	-	4 = CBS Sports Classic T-Mobile Arena (Las Vegas)			
ASSISTS	141	108	5 = SEC/Big 12 Challenge			
Assists per game	15.7	12.0				
TURNOVERS	106	126				
Turnovers per game	11.8	14.0				
Turnover margin	+2.2	-				
Assist/turnover ratio	1.3	0.9				
STEALS	49	41				
Steals per game	5.4	4.6				
BLOCKS	47	31				
Blocks per game	5.2	3.4				
ATTENDANCE	120352	50910				
Home games-Avg/Game	5-24070	4-12728				
Neutral site-Avg/Game	-	0-0				

Score by Periods	1st	2nd	OT	Totals
Kentucky	403	401	14	818
Opponents	324	342	5	671



2016-17 Kentucky Men's Basketball
 Kentucky Combined Team Statistics (as of Feb 01, 2017)
 Last five games



RECORD:	OVERALL	HOME	AWAY	NEUTRAL
ALL GAMES	3-2	2-1	1-1	0-0
CONFERENCE	3-1	2-0	1-1	0-0
NON-CONFERENCE	0-1	0-1	0-0	0-0

#	Player	gp-gs	min	avg	Total		3-Point		F-Throw		Rebounds				pf	dq	a	to	blk	stl	pts	avg
					fg-fga	fg%	3fg-fga	3fg%	ft-fta	ft%	off	def	tot	avg								
05	Monk, Malik	5-5	190	38.0	37-81	.457	16-40	.400	31-39	.795	1	15	16	3.2	6	0	12	21	4	7	121	24.2
00	Fox, De'Aaron	4-4	107	26.8	20-39	.513	2-7	.286	12-18	.667	0	8	8	2.0	7	0	12	10	1	5	54	13.5
03	Adebayo, Edrice	5-5	142	28.4	21-29	.724	0-0	.000	24-38	.632	10	15	25	5.0	19	0	5	10	6	5	66	13.2
13	Briscoe, Isaiah	5-5	165	33.0	19-52	.365	2-10	.200	18-23	.783	13	27	40	8.0	16	0	26	20	0	3	58	11.6
35	Willis, Derek	5-1	130	26.0	17-30	.567	10-20	.500	6-9	.667	5	25	30	6.0	11	0	5	7	5	2	50	10.0
32	Gabriel, Wenyen	5-4	121	24.2	13-31	.419	7-19	.368	0-4	.000	9	21	30	6.0	11	0	5	4	7	3	33	6.6
25	Hawkins, Dominique	5-0	101	20.2	6-17	.353	1-6	.167	6-6	1.000	3	8	11	2.2	9	0	9	2	0	1	19	3.8
15	Humphries, Isaac	5-1	42	8.4	6-12	.500	0-0	.000	2-2	1.000	8	5	13	2.6	14	1	0	3	3	0	14	2.8
14	Wynyard, Tai	3-0	18	6.0	0-0	.000	0-0	.000	1-2	.500	1	2	3	1.0	4	0	0	1	2	1	1	0.3
11	Mulder, Mychal	1-0	5	5.0	0-1	.000	0-1	.000	0-0	.000	0	1	1	1.0	0	0	1	0	0	0	0	0.0
01	Killeya-Jones, Sacha	2-0	3	1.5	0-0	.000	0-0	.000	0-0	.000	0	0	0	0.0	2	0	0	0	0	0	0	0.0
20	Calipari, Brad	1-0	1	1.0	0-0	.000	0-0	.000	0-0	.000	0	0	0	0.0	0	0	0	0	0	0	0	0.0
Team											5	8	13									
Total.....		5	1025		139-292	.476	38-103	.369	100-141	.709	55	135	190	38.0	99	1	75	78	28	27	416	83.2
Opponents.....		5	1025		148-306	.484	26-76	.342	70-110	.636	44	120	164	32.8	119	-	63	70	14	39	392	78.4

TEAM STATISTICS	UK	OPP	Date	Opponent	Score	Att.
SCORING	416	392	*	1/17/17	at Mississippi State	w 88-81 9768
Points per game	83.2	78.4	*	1/21/17	#24/24 SOUTH CAROLINA	w 85-69 24389
Scoring margin	+4.8	-	*	1/24/17	at Tennessee	L 80-82 19349
FIELD GOALS-ATT	139-292	148-306	5	1/28/17	#2/1 KANSAS	L 73-79 24418
Field goal pct	.476	.484	*	1/31/17	GEORGIA	Wot 90-81 23814
3 POINT FG-ATT	38-103	26-76	* = Conference game			
3-point FG pct	.369	.342	1 = Champions Classic Madison Square Garden (New York)			
3-pt FG made per game	7.6	5.2	2 = Atlantis Showcase Imperial Arena (Paradise Island, Bahamas)			
FREE THROWS-ATT	100-141	70-110	3 = Brooklyn Hoops Winter Festival Barclays Center (Brooklyn, N.Y.)			
Free throw pct	.709	.636	4 = CBS Sports Classic T-Mobile Arena (Las Vegas)			
F-Throws made per game	20.0	14.0	5 = SEC/Big 12 Challenge			
REBOUNDS	190	164				
Rebounds per game	38.0	32.8				
Rebounding margin	+5.2	-				
ASSISTS	75	63				
Assists per game	15.0	12.6				
TURNOVERS	78	70				
Turnovers per game	15.6	14.0				
Turnover margin	-1.6	-				
Assist/turnover ratio	1.0	0.9				
STEALS	27	39				
Steals per game	5.4	7.8				
BLOCKS	28	14				
Blocks per game	5.6	2.8				
ATTENDANCE	72621	29117				
Home games-Avg/Game	3-24207	2-14558				
Neutral site-Avg/Game	-	0-0				

Score by Periods	1st	2nd	OT	Totals
Kentucky	188	214	14	416
Opponents	167	220	5	392



2016-17 Kentucky Men's Basketball
 Kentucky Overall Team Statistics (as of Feb 01, 2017)
 All games



TEAM STATISTICS	UK	OPP
SCORING	2008	1611
Points per game	91.3	73.2
Scoring margin	+18.0	-
FIELD GOALS-ATT	716-1457	579-1366
Field goal pct	.491	.424
3 POINT FG-ATT	164-458	136-434
3-point FG pct	.358	.313
3-pt FG made per game	7.5	6.2
FREE THROWS-ATT	412-596	317-461
Free throw pct	.691	.688
F-Throws made per game	18.7	14.4
REBOUNDS	898	773
Rebounds per game	40.8	35.1
Rebounding margin	+5.7	-
ASSISTS	384	255
Assists per game	17.5	11.6
TURNOVERS	261	345
Turnovers per game	11.9	15.7
Turnover margin	+3.8	-
Assist/turnover ratio	1.5	0.7
STEALS	139	109
Steals per game	6.3	5.0
BLOCKS	133	69
Blocks per game	6.0	3.1
WINNING STREAK	1	-
Home win streak	1	-
ATTENDANCE	302335	121517
Home games-Avg/Game	13-23257	5-14739
Neutral site-Avg/Game	-	4-11956

Score by Periods	1st	2nd	OT	Totals
Kentucky	1012	982	14	2008
Opponents	766	840	5	1611



2016-17 Kentucky Men's Basketball
Kentucky Category Leaders (as of Feb 01, 2017)
All games



Points	G	Pts	Pts/G
Monk, Malik	22	492	22.4
Fox, De'Aaron	21	334	15.9
Adebayo, Edrice	22	291	13.2
Briscoe, Isaiah	20	289	14.5
Willis, Derek	22	163	7.4
Gabriel, Wenyen	22	126	5.7
Mulder, Mychal	16	104	6.5
Humphries, Isaac	22	77	3.5
Hawkins, Dominique	22	70	3.2
Killeya-Jones, Sacha	15	40	2.7
Wynyard, Tai	13	9	0.7
Calipari, Brad	13	8	0.6

FG Percentage	FG	Att	Pct
Wynyard, Tai	4	5	.800
Adebayo, Edrice	100	162	.617
Killeya-Jones, Sacha	17	29	.586
Willis, Derek	60	119	.504
David, Jonny	1	2	.500
Monk, Malik	170	343	.496
Humphries, Isaac	32	66	.485
Briscoe, Isaiah	103	214	.481
Fox, De'Aaron	123	256	.480
Mulder, Mychal	36	79	.456
Gabriel, Wenyen	46	104	.442
Hawkins, Dominique	22	64	.344

3-Point Percentage	3FG	Att	Pct
David, Jonny	1	1	1.000
Monk, Malik	70	170	.412
Mulder, Mychal	23	57	.404
Willis, Derek	27	69	.391
Briscoe, Isaiah	13	36	.361
Gabriel, Wenyen	13	42	.310
Hawkins, Dominique	8	30	.267
Fox, De'Aaron	7	41	.171
Calipari, Brad	2	12	.167

Free Throw Percent	FG	Att	Pct
Mulder, Mychal	9	9	1.000
Hawkins, Dominique	18	21	.857
Monk, Malik	82	99	.828
Willis, Derek	16	22	.727
Briscoe, Isaiah	70	97	.722
Fox, De'Aaron	81	115	.704
Adebayo, Edrice	91	147	.619
Gabriel, Wenyen	21	36	.583
Humphries, Isaac	13	23	.565
David, Jonny	2	4	.500
Killeya-Jones, Sacha	6	15	.400
Calipari, Brad	2	5	.400

Scoring Average	G	Pts	Avg/G
Monk, Malik	22	492	22.4
Fox, De'Aaron	21	334	15.9
Briscoe, Isaiah	20	289	14.5
Adebayo, Edrice	22	291	13.2
Willis, Derek	22	163	7.4
Mulder, Mychal	16	104	6.5
Gabriel, Wenyen	22	126	5.7
Humphries, Isaac	22	77	3.5
Hawkins, Dominique	22	70	3.2
Killeya-Jones, Sacha	15	40	2.7
David, Jonny	7	5	0.7
Wynyard, Tai	13	9	0.7

Field Goal Attempts	G	Att	Att/G
Monk, Malik	22	343	15.6
Fox, De'Aaron	21	256	12.2
Briscoe, Isaiah	20	214	10.7
Adebayo, Edrice	22	162	7.4
Willis, Derek	22	119	5.4

Field Goals Made	G	Made	Made/G
Monk, Malik	22	170	7.7
Fox, De'Aaron	21	123	5.9
Briscoe, Isaiah	20	103	5.2
Adebayo, Edrice	22	100	4.5
Willis, Derek	22	60	2.7

3-Point FG Attempts	G	Att	Att/G
Monk, Malik	22	170	7.7
Willis, Derek	22	69	3.1
Mulder, Mychal	16	57	3.6
Gabriel, Wenyen	22	42	1.9
Fox, De'Aaron	21	41	2.0

3-Point FG Made	G	Made	Made/G
Monk, Malik	22	70	3.2
Willis, Derek	22	27	1.2
Mulder, Mychal	16	23	1.4
Briscoe, Isaiah	20	13	0.7
Gabriel, Wenyen	22	13	0.6

Free Throw Attempts	G	Att	Att/G
Adebayo, Edrice	22	147	6.7
Fox, De'Aaron	21	115	5.5
Monk, Malik	22	99	4.5
Briscoe, Isaiah	20	97	4.9
Gabriel, Wenyen	22	36	1.6

Free Throws Made	G	Made	Made/G
Adebayo, Edrice	22	91	4.1
Monk, Malik	22	82	3.7
Fox, De'Aaron	21	81	3.9
Briscoe, Isaiah	20	70	3.5
Gabriel, Wenyen	22	21	1.0



2016-17 Kentucky Men's Basketball
 Kentucky Category Leaders (as of Feb 01, 2017)
 All games



Rebounds	G	Reb	Reb/G
Adebayo, Edrice	22	150	6.8
Gabriel, Wenyen	22	133	6.0
Briscoe, Isaiah	20	105	5.3
Willis, Derek	22	102	4.6
Fox, De'Aaron	21	93	4.4

Assists	G	No.	Ast/G
Fox, De'Aaron	21	120	5.7
Briscoe, Isaiah	20	90	4.5
Monk, Malik	22	50	2.3
Hawkins, Dominique	22	45	2.0
Gabriel, Wenyen	22	22	1.0

Rebound Average	G	Reb	Avg/G
Adebayo, Edrice	22	150	6.8
Gabriel, Wenyen	22	133	6.0
Briscoe, Isaiah	20	105	5.3
Willis, Derek	22	102	4.6
Fox, De'Aaron	21	93	4.4

Steals	G	No.	Stl/G
Fox, De'Aaron	21	34	1.6
Monk, Malik	22	26	1.2
Briscoe, Isaiah	20	18	0.9
Adebayo, Edrice	22	14	0.6
Willis, Derek	22	14	0.6

Offensive Rebounds	G	No.	Avg/G
Adebayo, Edrice	22	66	3.0
Gabriel, Wenyen	22	48	2.2
Humphries, Isaac	22	42	1.9
Briscoe, Isaiah	20	31	1.6
Willis, Derek	22	24	1.1

Blocked Shots	G	No.	Blk/G
Adebayo, Edrice	22	36	1.6
Gabriel, Wenyen	22	25	1.1
Willis, Derek	22	21	1.0
Humphries, Isaac	22	17	0.8
Killeya-Jones, Sacha	15	10	0.7

Defensive Rebounds	G	No.	Avg/G
Gabriel, Wenyen	22	85	3.9
Adebayo, Edrice	22	84	3.8
Fox, De'Aaron	21	83	4.0
Willis, Derek	22	78	3.5
Briscoe, Isaiah	20	74	3.7

Minutes	G	No.	Min/G
Monk, Malik	22	688	31.3
Briscoe, Isaiah	20	628	31.4
Fox, De'Aaron	21	617	29.4
Adebayo, Edrice	22	604	27.5
Gabriel, Wenyen	22	458	20.8

Fouls	G	No.	Per/G
Gabriel, Wenyen	22	60	2.7
Adebayo, Edrice	22	60	2.7
Briscoe, Isaiah	20	53	2.7
Fox, De'Aaron	21	46	2.2
Humphries, Isaac	22	44	2.0

Turnovers	G	No.	TO/G
Briscoe, Isaiah	20	50	2.5
Fox, De'Aaron	21	48	2.3
Monk, Malik	22	48	2.2
Adebayo, Edrice	22	34	1.5
Gabriel, Wenyen	22	19	0.9

Foulsouts	G	No.
Humphries, Isaac	22	1
Adebayo, Edrice	22	1
Fox, De'Aaron	21	1



2016-17 Kentucky Men's Basketball
Kentucky Overall/Conference Statistics (as of Feb 01, 2017)
All games



SUMMARY	Overall Statistics										Conference Statistics									
	gp-gs	min/g	fg%	3fg%	ft%	r/g	a/g	stl	blk	pts/g	gp-gs	min/g	fg%	3fg%	ft%	r/g	a/g	stl	blk	pts/g
Monk, Malik	22-22	31.3	.496	.412	.828	2.5	2.3	26	9	22.4	9-9	33.6	.507	.446	.825	2.4	2.3	13	5	24.1
Fox, De'Aaron	21-21	29.4	.480	.171	.704	4.4	5.7	34	4	15.9	8-8	26.0	.556	.231	.658	3.9	4.5	11	1	16.0
Briscoe, Isaiah	20-20	31.4	.481	.361	.722	5.3	4.5	18	3	14.5	9-9	33.7	.436	.438	.738	6.8	5.4	6	0	14.0
Adebayo, Edrice	22-22	27.5	.617	.000	.619	6.8	0.9	14	36	13.2	9-9	28.9	.721	.000	.662	5.1	0.6	7	15	14.6
Willis, Derek	22-6	20.3	.504	.391	.727	4.6	0.9	14	21	7.4	9-1	21.4	.471	.357	.625	5.1	0.7	3	7	7.0
Mulder, Mychal	16-0	11.6	.456	.404	1.000	1.9	0.4	4	4	6.5	6-0	11.0	.444	.333	1.000	1.2	0.5	1	0	4.7
Gabriel, Wenyen	22-16	20.8	.442	.310	.583	6.0	1.0	11	25	5.7	9-8	23.0	.404	.435	.313	6.7	0.8	4	14	5.9
Humphries, Isaac	22-1	9.7	.485	.000	.565	3.7	0.3	6	17	3.5	9-1	8.3	.520	.000	.667	3.8	0.1	0	3	3.8
Hawkins, Dominique	22-2	17.3	.344	.267	.857	1.6	2.0	10	0	3.2	9-0	17.9	.360	.273	.875	1.1	1.3	3	0	3.1
Killeya-Jones, Sacha	15-0	6.4	.586	.000	.400	2.1	0.1	1	10	2.7	5-0	2.2	.333	.000	1.000	0.8	0.2	0	0	0.8
David, Jonny	7-0	1.6	.500	1.000	.500	0.0	0.0	0	0	0.7	2-0	1.0	1.000	1.000	1.000	0.0	0.0	0	0	2.5
Wynyard, Tai	13-0	3.5	.800	.000	.333	0.9	0.1	1	3	0.7	6-0	4.3	.000	.000	.500	0.5	0.0	1	2	0.2
Calipari, Brad	13-0	3.2	.154	.167	.400	0.2	0.1	0	1	0.6	4-0	2.3	.000	.000	.000	0.3	0.0	0	0	0.0
Pulliam, Dillon	6-0	1.3	.000	.000	.000	0.2	0.2	0	0	0.0	2-0	1.0	.000	.000	.000	0.0	0.0	0	0	0.0
Totals	22		.491	.358	.691	40.8	17.5	139	133	91.3	9		.504	.393	.709	39.0	15.7	49	47	90.9
Opponent	22		.424	.313	.688	35.1	11.6	109	69	73.2	9		.447	.353	.675	32.7	12.0	41	31	74.6

SCORING	Overall Statistics								Conference Statistics							
	fg-fga	fg%	3fg-fga	3fg%	ft-fta	ft%	pts	pts/g	fg-fga	fg%	3fg-fga	3fg%	ft-fta	ft%	pts	pts/g
Monk, Malik	170-343	.496	70-170	.412	82-99	.828	492	22.4	68-134	.507	29-65	.446	52-63	.825	217	24.1
Fox, De'Aaron	123-256	.480	7-41	.171	81-115	.704	334	15.9	50-90	.556	3-13	.231	25-38	.658	128	16.0
Briscoe, Isaiah	103-214	.481	13-36	.361	70-97	.722	289	14.5	44-101	.436	7-16	.438	31-42	.738	126	14.0
Adebayo, Edrice	100-162	.617	0-0	.000	91-147	.619	291	13.2	44-61	.721	0-0	.000	43-65	.662	131	14.6
Willis, Derek	60-119	.504	27-69	.391	16-22	.727	163	7.4	24-51	.471	10-28	.357	5-8	.625	63	7.0
Mulder, Mychal	36-79	.456	23-57	.404	9-9	1.000	104	6.5	8-18	.444	5-15	.333	7-7	1.000	28	4.7
Gabriel, Wenyen	46-104	.442	13-42	.310	21-36	.583	126	5.7	19-47	.404	10-23	.435	5-16	.313	53	5.9
Humphries, Isaac	32-66	.485	0-0	.000	13-23	.565	77	3.5	13-25	.520	0-0	.000	8-12	.667	34	3.8
Hawkins, Dominique	22-64	.344	8-30	.267	18-21	.857	70	3.2	9-25	.360	3-11	.273	7-8	.875	28	3.1
Killeya-Jones, Sacha	17-29	.586	0-0	.000	6-15	.400	40	2.7	1-3	.333	0-0	.000	2-2	1.000	4	0.8
David, Jonny	1-2	.500	1-1	1.000	2-4	.500	5	0.7	1-1	1.000	1-1	1.000	2-2	1.000	5	2.5
Wynyard, Tai	4-5	.800	0-0	.000	1-3	.333	9	0.7	0-0	.000	0-0	.000	1-2	.500	1	0.2
Calipari, Brad	2-13	.154	2-12	.167	2-5	.400	8	0.6	0-1	.000	0-1	.000	0-0	.000	0	0.0
Pulliam, Dillon	0-1	.000	0-0	.000	0-0	.000	0	0.0	0-0	.000	0-0	.000	0-0	.000	0	0.0
Totals	716-1457	.491	164-458	.358	412-596	.691	2008	91.3	281-557	.504	68-173	.393	188-265	.709	818	90.9
Opponent	579-1366	.424	136-434	.313	317-461	.688	1611	73.2	243-544	.447	54-153	.353	131-194	.675	671	74.6

TOTALS	Overall Statistics										Conference Statistics									
	o-reb	d-reb	total	pf	fo	a	to	a/to	hi	pts	o-reb	d-reb	total	pf	fo	a	to	a/to	hi	pts
Monk, Malik	9	46	55	40	0	50	48	1.0	47	47	3	19	22	14	0	21	23	0.9	37	
Fox, De'Aaron	10	83	93	46	1	120	48	2.5	27	27	2	29	31	17	1	36	13	2.8	27	
Briscoe, Isaiah	31	74	105	53	0	90	50	1.8	23	23	20	41	61	24	0	49	26	1.9	23	
Adebayo, Edrice	66	84	150	60	1	19	34	0.6	25	25	17	29	46	24	0	5	14	0.4	25	
Willis, Derek	24	78	102	35	0	19	18	1.1	18	18	11	35	46	18	0	6	9	0.7	15	
Mulder, Mychal	12	18	30	16	0	7	6	1.2	13	13	1	6	7	7	0	3	3	1.0	12	
Gabriel, Wenyen	48	85	133	60	0	22	19	1.2	15	15	18	42	60	25	0	7	6	1.2	13	
Humphries, Isaac	42	40	82	44	1	7	12	0.6	9	9	17	17	34	19	1	1	4	0.3	8	
Hawkins, Dominique	13	23	36	38	0	45	8	5.6	7	7	2	8	10	18	0	12	5	2.4	6	
Killeya-Jones, Sacha	12	19	31	19	0	2	7	0.3	12	12	2	2	4	3	0	1	1	1.0	2	
David, Jonny	0	0	0	0	0	0	3	0.0	5	5	0	0	0	0	0	0	0	0.0	5	
Wynyard, Tai	4	8	12	9	0	1	2	0.5	4	4	1	2	3	7	0	0	1	0.0	1	
Calipari, Brad	1	2	3	3	0	1	2	0.5	3	3	1	0	1	0	0	0	0	0.0	0	
Pulliam, Dillon	0	1	1	0	0	1	1	1.0	0	0	0	0	0	0	0	0	0	0.0	0	
Totals	300	598	898	423	3	384	261	1.5	115	115	107	244	351	176	2	141	106	1.3	100	
Opponent	241	532	773	533	-	255	345	0.7	100	100	80	214	294	232	-	108	126	0.9	82	



2016-17 Kentucky Men's Basketball
 Kentucky Team Game-by-Game (as of Feb 01, 2017)
 All games



TEAM STATISTICS

Opponent	Date	Score	W	Total		3-Pointers		Free throws		Rebounds				pf	a	t/o	blk	stl	pts	avg
				fg-fga	pct	3fg-fga	pct	ft-fa	pct	off	def	tot	avg							
STEPHEN F. AUSTIN	11/11/16	87-64	W	31-62	.500	5-18	.278	20-30	.667	11	17	28	28.0	19	21	13	8	12	87	87.0
CANISIUS	11/13/16	93-69	W	31-61	.508	4-16	.250	27-39	.692	15	24	39	33.5	19	10	10	7	4	93	90.0
vs #13/13 Michigan State	11/15/16	69-48	W	23-60	.383	7-21	.333	16-20	.800	9	31	40	35.7	16	17	14	8	8	69	83.0
DUQUESNE	11/20/16	93-59	W	35-76	.461	7-26	.269	16-21	.762	16	33	49	39.0	17	19	11	10	11	93	85.5
CLEVELAND STATE	11/23/16	101-70	W	38-73	.521	9-24	.375	16-26	.615	16	31	47	40.6	18	25	13	6	6	101	88.6
UT MARTIN	11/25/16	111-76	W	41-74	.554	7-22	.318	22-29	.759	19	29	48	41.8	18	24	12	5	7	111	92.3
vs Arizona State	11/28/16	115-69	W	44-84	.524	11-28	.393	16-22	.727	20	39	59	44.3	16	33	9	9	7	115	95.6
#11/9 UCLA	12/3/16	92-97	L	33-80	.413	8-24	.333	18-27	.667	19	19	38	43.5	22	16	9	6	8	92	95.1
VALPO	12/7/16	87-63	W	33-71	.465	7-23	.304	14-24	.583	21	27	48	44.0	18	15	17	9	7	87	94.2
vs Hofstra	12/11/16	96-73	W	37-72	.514	8-23	.348	14-21	.667	12	29	41	43.7	27	20	7	8	4	96	94.4
vs #7/6 North Carolina	12/17/16	103-100	W	40-74	.541	10-18	.556	13-21	.619	15	24	39	43.3	20	19	10	2	4	103	95.2
at #10/11 Louisville	12/21/16	70-73	L	23-58	.397	5-22	.227	19-29	.655	11	25	36	42.7	20	10	13	4	7	70	93.1
at Ole Miss	12/29/16	99-76	W	37-74	.500	8-18	.444	17-24	.708	11	31	42	42.6	17	24	8	8	9	99	93.5
TEXAS A&M	1/3/17	100-58	W	33-63	.524	13-25	.520	21-26	.808	13	17	30	41.7	16	16	9	3	10	100	94.0
ARKANSAS	1/7/17	97-71	W	32-60	.533	5-19	.263	28-40	.700	15	29	44	41.9	20	13	9	5	3	97	94.2
at Vanderbilt	1/10/17	87-81	W	34-67	.507	1-9	.111	18-24	.750	10	30	40	41.8	23	8	6	1	2	87	93.8
AUBURN	1/14/17	92-72	W	32-56	.571	11-19	.579	17-32	.531	12	28	40	41.6	18	19	13	6	3	92	93.6
at Mississippi State	1/17/17	88-81	W	33-65	.508	7-18	.389	15-24	.625	13	25	38	41.4	24	16	16	6	5	88	93.3
#24/24 SOUTH CAROLINA	1/21/17	85-69	W	28-48	.583	8-20	.400	21-28	.750	8	24	32	40.9	16	17	17	5	6	85	92.9
at Tennessee	1/24/17	80-82	L	25-60	.417	6-24	.250	24-31	.774	8	32	40	40.9	20	14	14	7	4	80	92.2
#2/1 KANSAS	1/28/17	73-79	L	26-55	.473	8-20	.400	13-22	.591	9	26	35	40.6	17	14	17	4	5	73	91.3
GEORGIA	1/31/17	90-81	Wot	27-64	.422	9-21	.429	27-36	.750	17	28	45	40.8	22	14	14	6	7	90	91.3
Kentucky		2008		716-1457	.491	164-458	.358	412-596	.691	300	598	898	40.8	423	384	261	133	139	2008	91.3
Opponents		1611		579-1366	.424	136-434	.313	317-461	.688	241	532	773	35.1	533	255	345	69	109	1611	73.2

Games played: 22
 Points/game: 91.3
 FG Pct: 49.1
 3FG Pct: 35.8
 FT Pct: 69.1

Rebounds/game: 40.8
 Assists/game: 17.5
 Turnovers/game: 11.9
 Assist/turnover ratio: 1.5
 Steals/game: 6.3
 Blocks/game: 6.0



2016-17 Kentucky Men's Basketball
 Kentucky Opponent Game-by-Game (as of Feb 01, 2017)
 All games



OPPONENT STATISTICS

Opponent	Date	Score		Total		3-Pointers		Free throws		Rebounds				pf	a	t/o	blk	stl	pts	avg
				fg-fga	pct	3fg-fga	pct	ft-fa	pct	off	def	tot	avg							
STEPHEN F. AUSTIN	11/11/16	87-64	W	23-52	.442	5-19	.263	13-19	.684	14	22	36	36.0	32	10	28	5	6	64	64.0
CANISIUS	11/13/16	93-69	W	26-62	.419	4-21	.190	13-20	.650	14	22	36	36.0	30	11	18	1	8	69	66.5
vs #13/13 Michigan State	11/15/16	69-48	W	20-61	.328	5-26	.192	3-9	.333	13	31	44	38.7	20	9	20	4	0	48	60.3
DUQUESNE	11/20/16	93-59	W	17-56	.304	5-25	.200	20-22	.909	7	25	32	37.0	17	7	18	1	7	59	60.0
CLEVELAND STATE	11/23/16	101-70	W	25-64	.391	6-27	.222	14-19	.737	11	25	36	36.8	27	7	19	1	5	70	62.0
UT MARTIN	11/25/16	111-76	W	27-66	.409	9-27	.333	13-20	.650	11	15	26	35.0	25	15	17	2	8	76	64.3
vs Arizona State	11/28/16	115-69	W	25-73	.342	8-26	.308	11-15	.733	11	22	33	34.7	21	15	13	4	4	69	65.0
#11/9 UCLA	12/3/16	92-97	L	35-66	.530	10-23	.435	17-21	.810	11	30	41	35.5	24	18	18	6	4	97	69.0
VALPO	12/7/16	87-63	W	23-67	.343	4-15	.267	13-19	.684	18	23	41	36.1	25	6	19	1	8	63	68.3
vs Hofstra	12/11/16	96-73	W	22-65	.338	6-22	.273	23-37	.622	19	26	45	37.0	20	12	14	1	1	73	68.8
vs #7/6 North Carolina	12/17/16	103-100	W	35-66	.530	9-17	.529	21-28	.750	10	25	35	36.8	22	18	9	5	4	100	71.6
at #10/11 Louisville	12/21/16	70-73	L	26-60	.433	6-14	.429	15-20	.750	12	28	40	37.1	23	10	14	5	4	73	71.8
at Ole Miss	12/29/16	99-76	W	27-72	.375	6-22	.273	16-17	.941	14	31	45	37.7	23	13	15	6	3	76	72.1
TEXAS A&M	1/3/17	100-58	W	21-47	.447	6-13	.462	10-17	.588	9	19	28	37.0	23	12	25	7	2	58	71.1
ARKANSAS	1/7/17	97-71	W	25-63	.397	4-16	.250	17-21	.810	9	20	29	36.5	31	11	8	3	3	71	71.1
at Vanderbilt	1/10/17	87-81	W	25-58	.431	8-29	.276	23-32	.719	5	29	34	36.3	20	10	7	1	2	81	71.7
AUBURN	1/14/17	92-72	W	29-62	.468	9-16	.563	5-15	.333	9	19	28	35.8	31	8	13	2	1	72	71.7
at Mississippi State	1/17/17	88-81	W	32-59	.542	5-17	.294	12-22	.545	9	23	32	35.6	28	10	19	3	10	81	72.2
#24/24 SOUTH CAROLINA	1/21/17	85-69	W	24-58	.414	5-20	.250	16-19	.842	11	16	27	35.2	26	11	13	1	7	69	72.1
at Tennessee	1/24/17	80-82	L	30-64	.469	5-10	.500	17-27	.630	7	32	39	35.3	22	18	9	4	8	82	72.6
#2/1 KANSAS	1/28/17	73-79	L	32-64	.500	5-19	.263	10-18	.556	10	24	34	35.3	15	9	12	2	9	79	72.9
GEORGIA	1/31/17	90-81	Wot	30-61	.492	6-10	.600	15-24	.625	7	25	32	35.1	28	15	17	4	5	81	73.2
Opponents		1611		579-1366	.424	136-434	.313	317-461	.688	241	532	773	35.1	533	255	345	69	109	1611	73.2
Kentucky		2008		716-1457	.491	164-458	.358	412-596	.691	300	598	898	40.8	423	384	261	133	139	2008	91.3

Games played: 22
 Points/game: 73.2
 FG Pct: 42.4
 3FG Pct: 31.3
 FT Pct: 68.8

Rebounds/game: 35.1
 Assists/game: 11.6
 Turnovers/game: 15.7
 Assist/turnover ratio: 0.7
 Steals/game: 5.0
 Blocks/game: 3.1



2016-17 Kentucky Men's Basketball
 Kentucky Points-Rebounds-Assists (as of Feb 01, 2017)
 All games



Opponent	Date	Score		00	01	03	05	10	11	13
				FOX,DE'AAR	KILLEJA-JO	ADEBAYO,ED	MONK,MALIK	DAVID,JONN	MULDER,MYC	BRISCOE,IS
STEPHEN F. AUSTIN	11/11/16	87-64	w	12-4-12	0-3-0	5-1-1	10-0-1	DNP	8-0-0	17-1-1
CANISIUS	11/13/16	93-69	w	21-4-3	3-4-0	14-11-2	16-4-2	0-0-0	3-0-0	21-5-2
vs #13/13 Michigan Stat	11/15/16	69-48	w	12-4-6	0-0-0	6-5-0	23-6-1	DNP	0-0-0	21-4-2
DUQUESNE	11/20/16	93-59	w	16-7-6	6-3-0	12-8-1	14-2-0	0-0-0	13-4-1	13-3-5
CLEVELAND STATE	11/23/16	101-70	w	16-4-11	5-2-0	14-7-2	23-3-4	0-0-0	13-2-0	DNP
UT MARTIN	11/25/16	111-76	w	16-6-5	12-4-0	15-12-0	26-2-7	0-0-0	12-2-1	DNP
vs Arizona State	11/28/16	115-69	w	14-11-10	4-6-1	12-9-2	23-3-4	0-0-0	6-3-0	20-4-7
#11/9 UCLA	12/3/16	92-97	L	20-2-9	DNP	18-13-0	24-3-0	DNP	DNP	12-4-3
VALPO	12/7/16	87-63	w	9-7-5	2-3-0	16-7-0	15-2-1	DNP	9-7-2	10-1-2
vs Hofstra	12/11/16	96-73	w	15-5-2	4-2-0	14-7-1	20-1-4	DNP	6-5-0	19-2-6
vs #7/6 North Carolina	12/17/16	103-100	w	24-4-10	0-0-0	13-7-1	47-0-2	DNP	DNP	10-7-4
at #10/11 Louisville	12/21/16	70-73	L	21-2-3	DNP	11-9-1	16-3-1	DNP	6-0-0	8-5-3
at Ole Miss	12/29/16	99-76	w	7-5-7	0-0-0	25-4-1	34-6-1	DNP	3-0-0	19-10-11
TEXAS A&M	1/3/17	100-58	w	15-5-6	2-2-0	10-3-1	26-1-0	5-0-0	5-2-0	13-1-7
ARKANSAS	1/7/17	97-71	w	27-6-6	2-2-1	11-7-1	12-1-3	0-0-0	6-1-0	15-8-1
at Vanderbilt	1/10/17	87-81	w	22-5-2	DNP	14-7-0	18-1-1	DNP	2-2-0	23-7-5
AUBURN	1/14/17	92-72	w	13-4-5	DNP	15-8-0	24-1-6	DNP	12-1-2	10-3-5
at Mississippi State	1/17/17	88-81	w	21-5-5	0-0-0	5-4-1	14-3-4	DNP	0-1-1	12-4-3
#24/24 SOUTH CAROLINA	1/21/17	85-69	w	6-1-1	0-0-0	18-3-1	27-3-1	DNP	DNP	0-3-4
at Tennessee	1/24/17	80-82	L	17-0-4	DNP	21-5-0	25-3-4	DNP	DNP	11-14-5
#2/1 KANSAS	1/28/17	73-79	L	10-2-2	DNP	10-8-3	18-4-2	DNP	DNP	12-8-6
GEORGIA	1/31/17	90-81	w	DNP	DNP	12-5-0	37-3-1	DNP	DNP	23-11-8

Opponent	Date	Score		14	15	20	25	30	32	35
				WYNYARD,TA	HUMPHRIES,	CALIPARI,B	HAWKINS,DO	PULLIAM,DI	GABRIEL,WE	WILLIS,DER
STEPHEN F. AUSTIN	11/11/16	87-64	w	0-0-0	9-8-1	0-0-0	1-0-3	DNP	10-2-0	15-5-2
CANISIUS	11/13/16	93-69	w	0-1-0	6-4-0	2-0-0	2-1-1	0-0-0	3-3-0	2-2-0
vs #13/13 Michigan Stat	11/15/16	69-48	w	0-2-0	0-5-1	0-0-0	3-2-2	DNP	4-6-2	0-2-3
DUQUESNE	11/20/16	93-59	w	2-0-0	2-3-0	0-1-0	2-3-4	0-1-1	8-6-0	5-3-1
CLEVELAND STATE	11/23/16	101-70	w	4-3-0	9-9-1	0-0-0	0-1-0	DNP	10-10-6	7-5-1
UT MARTIN	11/25/16	111-76	w	0-2-1	7-3-0	0-0-0	6-4-9	0-0-0	15-6-1	2-1-0
vs Arizona State	11/28/16	115-69	w	2-1-0	3-3-0	3-1-1	7-3-3	0-0-0	10-7-4	11-6-1
#11/9 UCLA	12/3/16	92-97	L	DNP	0-2-2	DNP	5-1-0	DNP	2-8-0	11-4-2
VALPO	12/7/16	87-63	w	DNP	2-3-0	3-0-0	6-3-4	DNP	3-6-1	12-4-0
vs Hofstra	12/11/16	96-73	w	DNP	3-3-1	0-0-0	5-1-3	DNP	2-4-1	8-8-2
vs #7/6 North Carolina	12/17/16	103-100	w	DNP	2-5-0	DNP	0-2-2	DNP	4-6-0	3-1-0
at #10/11 Louisville	12/21/16	70-73	L	DNP	0-0-0	DNP	0-1-1	DNP	2-7-0	6-9-1
at Ole Miss	12/29/16	99-76	w	0-0-0	2-3-0	0-0-0	0-0-1	DNP	2-3-2	7-9-1
TEXAS A&M	1/3/17	100-58	w	0-0-0	8-6-1	0-1-0	6-0-1	0-0-0	5-4-0	5-3-0
ARKANSAS	1/7/17	97-71	w	0-0-0	4-4-0	0-0-0	2-2-1	0-0-0	3-4-0	15-5-0
at Vanderbilt	1/10/17	87-81	w	DNP	2-7-0	DNP	0-0-0	DNP	4-5-0	2-3-0
AUBURN	1/14/17	92-72	w	DNP	4-1-0	DNP	6-1-1	DNP	6-16-0	2-2-0
at Mississippi State	1/17/17	88-81	w	1-1-0	4-2-0	DNP	5-2-0	DNP	13-8-2	13-5-0
#24/24 SOUTH CAROLINA	1/21/17	85-69	w	0-0-0	6-4-0	0-0-0	5-3-7	DNP	11-5-2	12-7-1
at Tennessee	1/24/17	80-82	L	DNP	0-0-0	DNP	0-1-0	DNP	2-9-1	4-7-0
#2/1 KANSAS	1/28/17	73-79	L	DNP	0-0-0	DNP	5-4-1	DNP	0-2-0	18-6-0
GEORGIA	1/31/17	90-81	w	0-2-0	4-7-0	DNP	4-1-1	DNP	7-6-0	3-5-4



2016-17 Kentucky Men's Basketball
 Kentucky Game-by-Game Highs (as of Feb 01, 2017)
 All games



Opponent	Date	Score	Points	Rebounds	Assists	Steals	Blocked shots
STEPHEN F. AUSTIN	11/11/16	87-64	17-Briscoe, Isaiah	8-Humphries, Isaac	12-Fox, De'Aaron	3-Humphries, Isaac Fox, De'Aaron	3-Willis, Derek Humphries, Isaac
CANISIUS	11/13/16	93-69	21-Briscoe, Isaiah Fox, De'Aaron	11-Adebayo, Edrice	3-Fox, De'Aaron	2-Hawkins, Dominiqu	3-Adebayo, Edrice
vs #13/13 Michigan State	11/15/16	69-48	23-MONK,MALIK	6-MONK,MALIK Gabriel, Wenyen	6-FOX,DE'AARON	3-Gabriel, Wenyen	2-Willis, Derek ADEBAYO,EDRICE
DUQUESNE	11/20/16	93-59	16-Fox, De'Aaron	8-Adebayo, Edrice	6-Fox, De'Aaron	4-Briscoe, Isaiah	2-Adebayo, Edrice Killeya-Jones, Sach Willis, Derek
CLEVELAND STATE	11/23/16	101-70	23-Monk, Malik	10-Gabriel, Wenyen	11-Fox, De'Aaron	2-Monk, Malik Fox, De'Aaron	1-Willis, Derek Calipari, Brad Fox, De'Aaron Mulder, Mychal Gabriel, Wenyen Killeya-Jones, Sach
UT MARTIN	11/25/16	111-76	26-Monk, Malik	12-Adebayo, Edrice	9-Hawkins, Dominiqu	3-Fox, De'Aaron	2-Humphries, Isaac
vs Arizona State	11/28/16	115-69	23-Monk, Malik	11-Fox, De'Aaron	10-Fox, De'Aaron	3-Briscoe, Isaiah	3-Adebayo, Edrice
#11/9 UCLA	12/3/16	92-97	24-Monk, Malik	13-Adebayo, Edrice	9-Fox, De'Aaron	5-Monk, Malik	4-Adebayo, Edrice
VALPO	12/7/16	87-63	16-Adebayo, Edrice	7-Fox, De'Aaron Mulder, Mychal Adebayo, Edrice	5-Fox, De'Aaron	2-Briscoe, Isaiah Fox, De'Aaron	3-Gabriel, Wenyen
vs Hofstra	12/11/16	96-73	20-MONK, Malik	8-Willis, Derek	6-Briscoe, Isaiah	2-Willis, Derek	2-Humphries, Isaac KILLEYA-JONES, S ADEBAYO, Edrice
vs #7/6 North Carolina	12/17/16	103-100	47-Monk, Malik	7-Briscoe, Isaiah Adebayo, Edrice	10-Fox, De'Aaron	2-Fox, De'Aaron	1-Briscoe, Isaiah Gabriel, Wenyen
at #10/11 Louisville	12/21/16	70-73	21-Fox, De'Aaron	9-Willis, Derek Adebayo, Edrice	3-Briscoe, Isaiah Fox, De'Aaron	2-Fox, De'Aaron	2-Adebayo, Edrice Gabriel, Wenyen
at Ole Miss	12/29/16	99-76	34-Monk, Malik	10-Briscoe, Isaiah	11-Briscoe, Isaiah	3-Fox, De'Aaron Monk, Malik	3-Adebayo, Edrice
TEXAS A&M	1/3/17	100-58	26-Monk, Malik	6-Humphries, Isaac	7-Briscoe, Isaiah	3-Adebayo, Edrice	3-Adebayo, Edrice
ARKANSAS	1/7/17	97-71	27-Fox, De'Aaron	8-Briscoe, Isaiah	6-Fox, De'Aaron	1-Fox, De'Aaron Adebayo, Edrice Monk, Malik	2-Gabriel, Wenyen Willis, Derek
at Vanderbilt	1/10/17	87-81	23-Briscoe, Isaiah	7-Adebayo, Edrice Humphries, Isaac Briscoe, Isaiah	5-Briscoe, Isaiah	1-Monk, Malik Fox, De'Aaron	1-Gabriel, Wenyen
AUBURN	1/14/17	92-72	24-Monk, Malik	16-Gabriel, Wenyen	6-Monk, Malik	1-Gabriel, Wenyen Fox, De'Aaron Briscoe, Isaiah	3-Adebayo, Edrice
at Mississippi State	1/17/17	88-81	21-Fox, De'Aaron	8-Gabriel, Wenyen	5-Fox, De'Aaron	2-Briscoe, Isaiah	3-Gabriel, Wenyen
#24/24 SOUTH CAROLINA	1/21/17	85-69	27-Monk, Malik	7-Willis, Derek	7-Hawkins, Dominiqu	2-Adebayo, Edrice Monk, Malik	2-Humphries, Isaac
at Tennessee	1/24/17	80-82	25-Monk, Malik	14-Briscoe, Isaiah	5-Briscoe, Isaiah	2-Fox, De'Aaron	2-Adebayo, Edrice Gabriel, Wenyen Willis, Derek
#2/1 KANSAS	1/28/17	73-79	18-Monk, Malik Willis, Derek	8-Adebayo, Edrice Briscoe, Isaiah	6-Briscoe, Isaiah	2-Adebayo, Edrice Fox, De'Aaron	2-Willis, Derek
GEORGIA	1/31/17	90-81	37-Monk, Malik	11-Briscoe, Isaiah	8-Briscoe, Isaiah	3-Monk, Malik	3-Monk, Malik



2016-17 Kentucky Men's Basketball
 Kentucky Team High/Low Analysis (as of Feb 01, 2017)
 All games



Kentucky - TEAM GAME HIGHS

POINTS	115		vs Arizona State (11/28/16)
	111		UT MARTIN (11/25/16)
	103		vs #7/6 North Carolina (12/17/16)
	101		CLEVELAND STATE (11/23/16)
	100		TEXAS A&M (1/3/17)
FIELD GOALS MADE	44		vs Arizona State (11/28/16)
	41		UT MARTIN (11/25/16)
FIELD GOAL ATTEMPTS	84		vs Arizona State (11/28/16)
	80		#11/9 UCLA (12/3/16)
FIELD GOAL PERCENTAGE	.583	(28-48)	#24/24 SOUTH CAROLINA (1/21/17)
	.571	(32-56)	AUBURN (1/14/17)
3 PT FIELD GOALS MADE	13		TEXAS A&M (1/3/17)
	11		AUBURN (1/14/17)
	11		vs Arizona State (11/28/16)
3 PT FG ATTEMPTS	28		vs Arizona State (11/28/16)
	26		DUQUESNE (11/20/16)
3 PT FG PERCENTAGE	.579	(11-19)	AUBURN (1/14/17)
	.556	(10-18)	vs #7/6 North Carolina (12/17/16)
FREE THROWS MADE	28		ARKANSAS (1/7/17)
	27		GEORGIA (1/31/17)
	27		CANISIUS (11/13/16)
FREE THROW ATTEMPTS	40		ARKANSAS (1/7/17)
	39		CANISIUS (11/13/16)
FREE THROW PERCENTAGE	.808	(21-26)	TEXAS A&M (1/3/17)
	.800	(16-20)	vs #13/13 Michigan State (11/15/16)
REBOUNDS	59		vs Arizona State (11/28/16)
	49		DUQUESNE (11/20/16)
ASSISTS	33		vs Arizona State (11/28/16)
	25		CLEVELAND STATE (11/23/16)
STEALS	12		STEPHEN F. AUSTIN (11/11/16)
	11		DUQUESNE (11/20/16)
BLOCKED SHOTS	10		DUQUESNE (11/20/16)
	9		VALPO (12/7/16)
	9		vs Arizona State (11/28/16)
TURNOVERS	17		#2/1 KANSAS (1/28/17)
	17		#24/24 SOUTH CAROLINA (1/21/17)
	17		VALPO (12/7/16)
FOULS	27		vs Hofstra (12/11/16)
	24		at Mississippi State (1/17/17)



2016-17 Kentucky Men's Basketball
 Kentucky High/Low Analysis (as of Feb 01, 2017)
 All games



Opponent - GAME HIGHS

POINTS	100		vs #7/6 North Carolina (12/17/16)
	97		#11/9 UCLA (12/3/16)
	82		at Tennessee (1/24/17)
	81		GEORGIA (1/31/17)
	81		at Mississippi State (1/17/17)
	81		at Vanderbilt (1/10/17)
FIELD GOALS MADE	35		vs #7/6 North Carolina (12/17/16)
	35		#11/9 UCLA (12/3/16)
FIELD GOAL ATTEMPTS	73		vs Arizona State (11/28/16)
	72		at Ole Miss (12/29/16)
FIELD GOAL PERCENTAGE	.542	(32-59)	at Mississippi State (1/17/17)
	.530	(35-66)	vs #7/6 North Carolina (12/17/16)
	.530	(35-66)	#11/9 UCLA (12/3/16)
3 PT FIELD GOALS MADE	10		#11/9 UCLA (12/3/16)
	9		AUBURN (1/14/17)
	9		vs #7/6 North Carolina (12/17/16)
	9		UT MARTIN (11/25/16)
3 PT FG ATTEMPTS	29		at Vanderbilt (1/10/17)
	27		UT MARTIN (11/25/16)
	27		CLEVELAND STATE (11/23/16)
3 PT FG PERCENTAGE	.600	(6-10)	GEORGIA (1/31/17)
	.563	(9-16)	AUBURN (1/14/17)
FREE THROWS MADE	23		at Vanderbilt (1/10/17)
	23		vs Hofstra (12/11/16)
FREE THROW ATTEMPTS	37		vs Hofstra (12/11/16)
	32		at Vanderbilt (1/10/17)
FREE THROW PERCENTAGE	.941	(16-17)	at Ole Miss (12/29/16)
	.909	(20-22)	DUQUESNE (11/20/16)
REBOUNDS	45		at Ole Miss (12/29/16)
	45		vs Hofstra (12/11/16)
ASSISTS	18		at Tennessee (1/24/17)
	18		vs #7/6 North Carolina (12/17/16)
	18		#11/9 UCLA (12/3/16)
STEALS	10		at Mississippi State (1/17/17)
	9		#2/1 KANSAS (1/28/17)
BLOCKED SHOTS	7		TEXAS A&M (1/3/17)
	6		at Ole Miss (12/29/16)
	6		#11/9 UCLA (12/3/16)
TURNOVERS	28		STEPHEN F. AUSTIN (11/11/16)
	25		TEXAS A&M (1/3/17)
FOULS	32		STEPHEN F. AUSTIN (11/11/16)
	31		AUBURN (1/14/17)
	31		ARKANSAS (1/7/17)



2016-17 Kentucky Men's Basketball
 Kentucky High/Low Analysis (as of Feb 01, 2017)
 All games



Kentucky - GAME LOWS

POINTS	69		vs #13/13 Michigan State (11/15/16)
	70		at #10/11 Louisville (12/21/16)
	73		#2/1 KANSAS (1/28/17)
	80		at Tennessee (1/24/17)
	85		#24/24 SOUTH CAROLINA (1/21/17)
FIELD GOALS MADE	23		vs #13/13 Michigan State (11/15/16)
	23		at #10/11 Louisville (12/21/16)
FIELD GOAL ATTEMPTS	48		#24/24 SOUTH CAROLINA (1/21/17)
	55		#2/1 KANSAS (1/28/17)
FIELD GOAL PERCENTAGE	.383	(23-60)	vs #13/13 Michigan State (11/15/16)
	.397	(23-58)	at #10/11 Louisville (12/21/16)
3 PT FIELD GOALS MADE	1		at Vanderbilt (1/10/17)
	4		CANISIUS (11/13/16)
3 PT FG ATTEMPTS	9		at Vanderbilt (1/10/17)
	16		CANISIUS (11/13/16)
3 PT FG PERCENTAGE	.111	(1-9)	at Vanderbilt (1/10/17)
	.227	(5-22)	at #10/11 Louisville (12/21/16)
FREE THROWS MADE	13		vs #7/6 North Carolina (12/17/16)
	13		#2/1 KANSAS (1/28/17)
FREE THROW ATTEMPTS	20		vs #13/13 Michigan State (11/15/16)
	21		DUQUESNE (11/20/16)
	21		vs Hofstra (12/11/16)
	21		vs #7/6 North Carolina (12/17/16)
FREE THROW PERCENTAGE	.531	(17-32)	AUBURN (1/14/17)
	.583	(14-24)	VALPO (12/7/16)
REBOUNDS	28		STEPHEN F. AUSTIN (11/11/16)
	30		TEXAS A&M (1/3/17)
ASSISTS	8		at Vanderbilt (1/10/17)
	10		CANISIUS (11/13/16)
	10		at #10/11 Louisville (12/21/16)
STEALS	2		at Vanderbilt (1/10/17)
	3		ARKANSAS (1/7/17)
	3		AUBURN (1/14/17)
BLOCKED SHOTS	1		at Vanderbilt (1/10/17)
	2		vs #7/6 North Carolina (12/17/16)
TURNOVERS	6		at Vanderbilt (1/10/17)
	7		vs Hofstra (12/11/16)
FOULS	16		vs #13/13 Michigan State (11/15/16)
	16		vs Arizona State (11/28/16)
	16		TEXAS A&M (1/3/17)
	16		#24/24 SOUTH CAROLINA (1/21/17)



2016-17 Kentucky Men's Basketball
 Kentucky High/Low Analysis (as of Feb 01, 2017)
 All games



Opponent - GAME LOWS

POINTS	48		vs #13/13 Michigan State (11/15/16)
	58		TEXAS A&M (1/3/17)
	59		DUQUESNE (11/20/16)
	63		VALPO (12/7/16)
	64		STEPHEN F. AUSTIN (11/11/16)
FIELD GOALS MADE	17		DUQUESNE (11/20/16)
	20		vs #13/13 Michigan State (11/15/16)
FIELD GOAL ATTEMPTS	47		TEXAS A&M (1/3/17)
	52		STEPHEN F. AUSTIN (11/11/16)
FIELD GOAL PERCENTAGE	.304	(17-56)	DUQUESNE (11/20/16)
	.328	(20-61)	vs #13/13 Michigan State (11/15/16)
3 PT FIELD GOALS MADE	4		CANISIUS (11/13/16)
	4		VALPO (12/7/16)
	4		ARKANSAS (1/7/17)
3 PT FG ATTEMPTS	10		at Tennessee (1/24/17)
	10		GEORGIA (1/31/17)
3 PT FG PERCENTAGE	.190	(4-21)	CANISIUS (11/13/16)
	.192	(5-26)	vs #13/13 Michigan State (11/15/16)
FREE THROWS MADE	3		vs #13/13 Michigan State (11/15/16)
	5		AUBURN (1/14/17)
FREE THROW ATTEMPTS	9		vs #13/13 Michigan State (11/15/16)
	15		vs Arizona State (11/28/16)
	15		AUBURN (1/14/17)
FREE THROW PERCENTAGE	.333	(3-9)	vs #13/13 Michigan State (11/15/16)
	.333	(5-15)	AUBURN (1/14/17)
REBOUNDS	26		UT MARTIN (11/25/16)
	27		#24/24 SOUTH CAROLINA (1/21/17)
ASSISTS	6		VALPO (12/7/16)
	7		DUQUESNE (11/20/16)
	7		CLEVELAND STATE (11/23/16)
STEALS	0		vs #13/13 Michigan State (11/15/16)
	1		vs Hofstra (12/11/16)
	1		AUBURN (1/14/17)
BLOCKED SHOTS	1		CANISIUS (11/13/16)
	1		DUQUESNE (11/20/16)
	1		CLEVELAND STATE (11/23/16)
	1		VALPO (12/7/16)
	1		vs Hofstra (12/11/16)
	1		at Vanderbilt (1/10/17)
	1		#24/24 SOUTH CAROLINA (1/21/17)
TURNOVERS	7		at Vanderbilt (1/10/17)
	8		ARKANSAS (1/7/17)
FOULS	15		#2/1 KANSAS (1/28/17)
	17		DUQUESNE (11/20/16)



2016-17 Kentucky Men's Basketball
 Kentucky Player High/Low Analysis (as of Feb 01, 2017)
 All games



Kentucky - INDIVIDUAL GAME HIGHS

Points	47		Monk, Malik vs #7/6 North Carolina (12/17/16)
	37		Monk, Malik vs Georgia (1/31/17)
	34		Monk, Malik at Ole Miss (12/29/16)
	27		Monk, Malik vs #24/24 South Carolina (1/21/17)
	27		Fox, De'Aaron vs ARKANSAS (1/7/17)
Field Goals Made	18		Monk, Malik vs #7/6 North Carolina (12/17/16)
	12		Adebayo, Edrice at Ole Miss (12/29/16)
Field Goal Att.	28		Monk, Malik vs #7/6 North Carolina (12/17/16)
	21		Monk, Malik vs Georgia (1/31/17)
	21		Fox, De'Aaron vs #7/6 North Carolina (12/17/16)
FG Pct (min 5 made)	1.000	(5-5)	Gabriel, Wenyen at Mississippi State (1/17/17)
	.875	(7-8)	Adebayo, Edrice at Tennessee (1/24/17)
3-Point FG Made	8		Monk, Malik vs #7/6 North Carolina (12/17/16)
	7		Monk, Malik vs Georgia (1/31/17)
	7		MONK,MALIK vs #13/13 Michigan State (11/15/16)
3-Point FG Att.	13		Monk, Malik at Tennessee (1/24/17)
	12		Monk, Malik vs #7/6 North Carolina (12/17/16)
3-Pt FG Pct (min 2 made)	1.000	(3-3)	Gabriel, Wenyen at Mississippi State (1/17/17)
	1.000	(3-3)	Briscoe, Isaiah vs TEXAS A&M (1/3/17)
	1.000	(2-2)	Fox, De'Aaron at Tennessee (1/24/17)
	1.000	(2-2)	Briscoe, Isaiah vs Auburn (1/14/17)
	1.000	(2-2)	Briscoe, Isaiah vs Arizona State (11/28/16)
Free Throws Made	11		Briscoe, Isaiah vs Georgia (1/31/17)
	10		Monk, Malik vs Georgia (1/31/17)
	10		Adebayo, Edrice vs #11/9 UCLA (12/3/16)
Free Throw Att.	15		Briscoe, Isaiah vs Georgia (1/31/17)
	13		Adebayo, Edrice vs #11/9 UCLA (12/3/16)
	13		Adebayo, Edrice vs CANISIUS (11/13/16)
FT Pct (min 3 made)	1.000	(9-9)	Fox, De'Aaron vs CANISIUS (11/13/16)
	1.000	(7-7)	Fox, De'Aaron vs ARKANSAS (1/7/17)
	1.000	(6-6)	Briscoe, Isaiah at Ole Miss (12/29/16)
	1.000	(6-6)	Briscoe, Isaiah at #10/11 Louisville (12/21/16)
	1.000	(6-6)	Gabriel, Wenyen vs UT MARTIN (11/25/16)
	1.000	(6-6)	FOX,DE'AARON vs #13/13 Michigan State (11/15/16)
	1.000	(6-6)	Fox, De'Aaron vs STEPHEN F. AUSTIN (11/11/16)
	1.000	(5-5)	Mulder, Mychal vs Auburn (1/14/17)
	1.000	(5-5)	Monk, Malik vs TEXAS A&M (1/3/17)
	1.000	(5-5)	FOX, De'Aaron vs Hofstra (12/11/16)
	1.000	(5-5)	Briscoe, Isaiah vs #13/13 Michigan State (11/15/16)
	1.000	(4-4)	Briscoe, Isaiah at Mississippi State (1/17/17)
	1.000	(4-4)	Monk, Malik vs Auburn (1/14/17)
	1.000	(4-4)	Hawkins, Dominique vs UT MARTIN (11/25/16)
	1.000	(4-4)	Monk, Malik vs UT MARTIN (11/25/16)
	1.000	(4-4)	Adebayo, Edrice vs CLEVELAND STATE (11/23/16)
	1.000	(4-4)	Monk, Malik vs CANISIUS (11/13/16)
	1.000	(4-4)	Willis, Derek vs STEPHEN F. AUSTIN (11/11/16)
	1.000	(3-3)	Hawkins, Dominique vs #24/24 South Carolina (1/21/17)
	1.000	(3-3)	Monk, Malik at #10/11 Louisville (12/21/16)
Rebounds	16		Gabriel, Wenyen vs Auburn (1/14/17)
	14		Briscoe, Isaiah at Tennessee (1/24/17)
Assists	12		Fox, De'Aaron vs STEPHEN F. AUSTIN (11/11/16)
	11		Briscoe, Isaiah at Ole Miss (12/29/16)
	11		Fox, De'Aaron vs CLEVELAND STATE (11/23/16)

Steals	5	Monk, Malik vs #11/9 UCLA (12/3/16)
	4	Briscoe, Isaiah vs DUQUESNE (11/20/16)
Blocked Shots	4	Adebayo, Edrice vs #11/9 UCLA (12/3/16)
	3	Monk, Malik vs Georgia (1/31/17)
	3	Gabriel, Wenyen at Mississippi State (1/17/17)
	3	Adebayo, Edrice vs Auburn (1/14/17)
	3	Adebayo, Edrice vs TEXAS A&M (1/3/17)
	3	Adebayo, Edrice at Ole Miss (12/29/16)
	3	Gabriel, Wenyen vs VALPO (12/7/16)
	3	Adebayo, Edrice vs Arizona State (11/28/16)
	3	Adebayo, Edrice vs CANISIUS (11/13/16)
	3	Humphries, Isaac vs STEPHEN F. AUSTIN (11/11/16)
Turnovers	3	Willis, Derek vs STEPHEN F. AUSTIN (11/11/16)
	7	Briscoe, Isaiah vs #24/24 South Carolina (1/21/17)
Fouls	6	Briscoe, Isaiah vs Georgia (1/31/17)
	5	Humphries, Isaac at Mississippi State (1/17/17)
Minutes	5	Fox, De'Aaron vs Auburn (1/14/17)
	5	Adebayo, Edrice vs #7/6 North Carolina (12/17/16)
	45	Briscoe, Isaiah vs Georgia (1/31/17)
	44	Monk, Malik vs Georgia (1/31/17)
	39	Monk, Malik vs #2/1 Kansas (1/28/17)
	39	Briscoe, Isaiah at Vanderbilt (1/10/17)
	38	Fox, De'Aaron vs #2/1 Kansas (1/28/17)
	38	Monk, Malik vs #7/6 North Carolina (12/17/16)
	38	Briscoe, Isaiah vs #7/6 North Carolina (12/17/16)



2016-17 Kentucky Men's Basketball
 Kentucky Opponent High/Low Analysis (as of Feb 01, 2017)
 All games



OPPONENT INDIVIDUAL GAME HIGHS

Points	34		Thornwell, Sindarius vs #24/24 South Carolina (1/21/17)
	34		Justin Jackson vs #7/6 North Carolina (12/17/16)
	28		Edwards, Rob vs CLEVELAND STATE (11/23/16)
	25		Hubbs III, Robert at Tennessee (1/24/17)
	25		Lamar Peters at Mississippi State (1/17/17)
Field Goals Made	12		Edwards, Rob vs CLEVELAND STATE (11/23/16)
	10		Dunans, T.J. vs Auburn (1/14/17)
	10		SNIDER, Quentin at #10/11 Louisville (12/21/16)
	10		Justin Jackson vs #7/6 North Carolina (12/17/16)
Field Goal Att.	23		Thornwell, Sindarius vs #24/24 South Carolina (1/21/17)
	21		Frazier, J.J. vs Georgia (1/31/17)
	21		Edwards, Rob vs CLEVELAND STATE (11/23/16)
FG Pct (min 5 made)	1.000	(6-6)	Lucas, Landen vs #2/1 Kansas (1/28/17)
	.833	(5-6)	Blanton, Temarcus vs #24/24 South Carolina (1/21/17)
3-Point FG Made	4		Justin Jackson vs #7/6 North Carolina (12/17/16)
	3		Frazier, J.J. vs Georgia (1/31/17)
	3		Lang, TJ vs Auburn (1/14/17)
	3		KORNET, Luke at Vanderbilt (1/10/17)
	3		Macon, Daryl vs ARKANSAS (1/7/17)
	3		Saiz, Sebastian at Ole Miss (12/29/16)
	3		Joel Berry II vs #7/6 North Carolina (12/17/16)
	3		Hamilton, Isaac vs #11/9 UCLA (12/3/16)
	3		Cunliffe, Sam vs Arizona State (11/28/16)
	3		Edwards, Kedar vs UT MARTIN (11/25/16)
	3		Word, Bobby vs CLEVELAND STATE (11/23/16)
3-Point FG Att.	10		FISHER-DAVIS, Matthe at Vanderbilt (1/10/17)
	10		Robertson, Kassius vs CANISIUS (11/13/16)
3-Pt FG Pct (min 2 made)	1.000	(2-2)	Harris, Jordan vs Georgia (1/31/17)
	1.000	(2-2)	Blanton, Temarcus vs #24/24 South Carolina (1/21/17)
Free Throws Made	14		Thornwell, Sindarius vs #24/24 South Carolina (1/21/17)
	10		Justin Jackson vs #7/6 North Carolina (12/17/16)
Free Throw Att.	15		Thornwell, Sindarius vs #24/24 South Carolina (1/21/17)
	15		Justin Jackson vs #7/6 North Carolina (12/17/16)
FT Pct (min 3 made)	1.000	(6-6)	Saiz, Sebastian at Ole Miss (12/29/16)
	1.000	(6-6)	ADEL, Deng at #10/11 Louisville (12/21/16)
	1.000	(6-6)	Tony Bradley vs #7/6 North Carolina (12/17/16)
	1.000	(5-5)	Kingsley, Moses vs ARKANSAS (1/7/17)
	1.000	(5-5)	Brooks, Rasheed at Ole Miss (12/29/16)
	1.000	(4-4)	ROBERSON, Jeff at Vanderbilt (1/10/17)
	1.000	(4-4)	Thompson, Trey vs ARKANSAS (1/7/17)
	1.000	(4-4)	SPALDING, Ray at #10/11 Louisville (12/21/16)
	1.000	(4-4)	Peters, Alec vs VALPO (12/7/16)
	1.000	(4-4)	Welsh, Thomas vs #11/9 UCLA (12/3/16)
	1.000	(4-4)	Graham, Torian vs Arizona State (11/28/16)
	1.000	(4-4)	Fofana, Mike vs UT MARTIN (11/25/16)
	1.000	(4-4)	Mike, Isiaha vs DUQUESNE (11/20/16)
	1.000	(3-3)	KORNET, Luke at Vanderbilt (1/10/17)
Rebounds	13		Ogbeide, Derek vs Georgia (1/31/17)
	13		Saiz, Sebastian at Ole Miss (12/29/16)
	13		Leaf, TJ vs #11/9 UCLA (12/3/16)
Assists	7		Joel Berry II vs #7/6 North Carolina (12/17/16)
	7		Ball, Lonzo vs #11/9 UCLA (12/3/16)
Steals	4		Q Weatherspoon at Mississippi State (1/17/17)

	3	Frazier, J.J. vs Georgia (1/31/17)
	3	Williams, Grant at Tennessee (1/24/17)
	3	Brooks, Rasheed at Ole Miss (12/29/16)
	3	Adekoya, Jubril vs VALPO (12/7/16)
	3	Mike, Isiaha vs DUQUESNE (11/20/16)
	3	Reese, Isaiah vs CANISIUS (11/13/16)
Blocked Shots	4	Williams, Grant at Tennessee (1/24/17)
	4	Williams, Robert vs TEXAS A&M (1/3/17)
Turnovers	9	BRIDGES, MILES vs #13/13 Michigan State (11/15/16)
	7	Davis, Tyler vs TEXAS A&M (1/3/17)
	7	Hogg, DJ vs TEXAS A&M (1/3/17)
	7	Charles, Ty vs STEPHEN F. AUSTIN (11/11/16)
Fouls	5	Parker, Juwan vs Georgia (1/31/17)
	5	Frazier, J.J. vs Georgia (1/31/17)
	5	Lucas, Landen vs #2/1 Kansas (1/28/17)
	5	Xavian Stapleton at Mississippi State (1/17/17)
	5	Schnider Herard at Mississippi State (1/17/17)
	5	Q Weatherspoon at Mississippi State (1/17/17)
	5	Wiley, Austin vs Auburn (1/14/17)
	5	Gilder, Admon vs TEXAS A&M (1/3/17)
	5	Joel Berry II vs #7/6 North Carolina (12/17/16)
	5	Kennedy Meeks vs #7/6 North Carolina (12/17/16)
	5	PEMBERTON, Eli vs Hofstra (12/11/16)
	5	Anigbogu, Ike vs #11/9 UCLA (12/3/16)
	5	Welsh, Thomas vs #11/9 UCLA (12/3/16)
	5	Tshisumpa, Jethro vs Arizona State (11/28/16)
	5	Sloan, Derek vs CLEVELAND STATE (11/23/16)
	5	Clayborne, Evan vs CLEVELAND STATE (11/23/16)
	5	Holyfield, TJ vs STEPHEN F. AUSTIN (11/11/16)
	5	Huntley, Josh vs STEPHEN F. AUSTIN (11/11/16)



2016-17 Kentucky Men's Basketball
 Kentucky Team Game-by-Game Comparison (as of Feb 01, 2017)
 All games



Opponent	1st	2nd	Score	Mar	Total FG	FG Pct	3-Pointers	3FG Pct	Free Throws	FT Pct	Rebounds	Assist	T/Over	Block	Steal	Fouls
STEPHEN F. AUSTIN	48/32	39/32	87-64	+23	31-62/23-52	.500/.442	5-18/5-19	.278/.263	20-30/13-19	.667/.684	28/36 (8)	21/10	13/28	8/5	12/6	19/32
CANISIUS	44/35	49/34	93-69	+24	31-61/26-62	.508/.419	4-16/4-21	.250/.190	27-39/13-20	.692/.650	39/36 +3	10/11	10/18	7/1	4/8	19/30
#13/13 Michigan State	34/26	35/22	69-48	+21	23-60/20-61	.383/.328	7-21/5-26	.333/.192	16-20/3-9	.800/.333	40/44 (4)	17/9	14/20	8/4	8/0	16/20
DUQUESNE	50/23	43/36	93-59	+34	35-76/17-56	.461/.304	7-26/5-25	.269/.200	16-21/20-22	.762/.909	49/32 +17	19/7	11/18	10/1	11/7	17/17
CLEVELAND STATE	56/35	45/35	101-70	+31	38-73/25-64	.521/.391	9-24/6-27	.375/.222	16-26/14-19	.615/.737	47/36 +11	25/7	13/19	6/1	6/5	18/27
UT MARTIN	53/38	58/38	111-76	+35	41-74/27-66	.554/.409	7-22/9-27	.318/.333	22-29/13-20	.759/.650	48/26 +22	24/15	12/17	5/2	7/8	18/25
Arizona State	58/30	57/39	115-69	+46	44-84/25-73	.524/.342	11-28/8-26	.393/.308	16-22/11-15	.727/.733	59/33 +26	33/15	9/13	9/4	7/4	16/21
#11/9 UCLA	45/49	47/48	92-97	(5)	33-80/35-66	.413/.530	8-24/10-23	.333/.435	18-27/17-21	.667/.810	38/41 (3)	16/18	9/18	6/6	8/4	22/24
VALPO	45/24	42/39	87-63	+24	33-71/23-67	.465/.343	7-23/4-15	.304/.267	14-24/13-19	.583/.684	48/41 +7	15/6	17/19	9/1	7/8	18/25
Hofstra	48/33	48/40	96-73	+23	37-72/22-65	.514/.338	8-23/6-22	.348/.273	14-21/23-37	.667/.622	41/45 (4)	20/12	7/14	8/1	4/1	27/20
#7/6 North Carolina	56/51	47/49	103-100	+3	40-74/35-66	.541/.530	10-18/9-17	.556/.529	13-21/21-28	.619/.750	39/35 +4	19/18	10/9	2/5	4/4	20/22
#10/11 Louisville	40/39	30/34	70-73	(3)	23-58/26-60	.397/.433	5-22/6-14	.227/.429	19-29/15-20	.655/.750	36/40 (4)	10/10	13/14	4/5	7/4	20/23
Ole Miss	60/39	39/37	99-76	+23	37-74/27-72	.500/.375	8-18/6-22	.444/.273	17-24/16-17	.708/.941	42/45 (3)	24/13	8/15	8/6	9/3	17/23
TEXAS A&M	50/27	50/31	100-58	+42	33-63/21-47	.524/.447	13-25/6-13	.520/.462	21-26/10-17	.808/.588	30/28 +2	16/12	9/25	3/7	10/2	16/23
ARKANSAS	41/38	56/33	97-71	+26	32-60/25-63	.533/.397	5-19/4-16	.263/.250	28-40/17-21	.700/.810	44/29 +15	13/11	9/8	5/3	3/3	20/31
Vanderbilt	45/41	42/40	87-81	+6	34-67/25-58	.507/.431	1-9/8-29	.111/.276	18-24/23-32	.750/.719	40/34 +6	8/10	6/7	1/1	2/2	23/20
AUBURN	51/39	41/33	92-72	+20	32-56/29-62	.571/.468	11-19/9-16	.579/.563	17-32/5-15	.531/.333	40/28 +12	19/8	13/13	6/2	3/1	18/31
Mississippi State	46/34	42/47	88-81	+7	33-65/32-59	.508/.542	7-18/5-17	.389/.294	15-24/12-22	.625/.545	38/32 +6	16/10	16/19	6/3	5/10	24/28
#24/24 SOUTH CAROLINA	47/38	38/31	85-69	+16	28-48/24-58	.583/.414	8-20/5-20	.400/.250	21-28/16-19	.750/.842	32/27 +5	17/11	17/13	5/1	6/7	16/26
Tennessee	34/39	46/43	80-82	(2)	25-60/30-64	.417/.469	6-24/5-10	.250/.500	24-31/17-27	.774/.630	40/39 +1	14/18	14/9	7/4	4/8	20/22
#2/1 KANSAS	32/27	41/52	73-79	(6)	26-55/32-64	.473/.500	8-20/5-19	.400/.263	13-22/10-18	.591/.556	35/34 +1	14/9	17/12	4/2	5/9	17/15
GEORGIA	29/29	47/47	90-81	+9	27-64/30-61	.422/.492	9-21/6-10	.429/.600	27-36/15-24	.750/.625	45/32 +13	14/15	14/17	6/4	7/5	22/28

Note: Game totals are displayed in the format TEAM/OPPONENT for each category