

QUICK FACTS

Location _____ Columbia, Mo.
 Founded _____ 1839
 Enrollment _____ 32,777
 Nickname _____ Tigers
 Colors _____ Old Gold and Black
 Arena (Capacity) _____ Mizzou Arena (15,061)
 Conference _____ Southeastern
 2015-16 Record _____ 10-21
 SEC Record (Finish) _____ 3-15 (14th)
 Starters Returning / Lost _____ 5/5
 Lettermen Returning / Lost _____ 5/6

THE MIZZOU TIGERS

Head Coach _____ Kim Anderson (3rd season)
 _____ University of Missouri, 1979 & 1981
 Missouri Record _____ 26-63 (3rd season)
 Overall Record _____ 300-158 / .655 (15 seasons)
 Assistant Coaches _____ Emanuel Dildy (1st season)
 _____ Rob Fulford (3rd season)
 _____ Steve Shields (2nd season)
 Basketball Operations _____ Paul Rorvig (3rd season)
 Athletic Performance _____ Nick Michael (1st Season)
 Special Asst. to Head Coach _____ Brad Loos (3rd Season)
 Athletic Trainer _____ Pat Beckmann
 Operations Assistant _____ John Poettgen
 Video Coordinator _____ Jon Gilliam
 Graduate Assistants _____ Carl Richburg
 _____ Connor Wheeler

MIZZOU ADMINISTRATION

System President-Designate _____ Mun Y. Choi
 Phone _____ 573-882-2011
 Interim Chancellor _____ Hank Foley
 Phone _____ 573-882-3387
 Athletic Director _____ Jim Sterk
 Department Phone _____ 573-882-6501
 Ticket Office Phone _____ 573-884-7297
 _____ 800-228-7297

STRATEGIC COMMUNICATIONS

Senior Assoc. Athletics Director: _____ Nick Joos
 Office Phone: _____ 573-884-7456
 E-Mail: _____ joosn@missouri.edu
 Associate Athletics Director: _____ Chad Moller
 Office Phone: _____ 573-882-0712
 E-Mail: _____ mollerc@missouri.edu

Men's Basketball Contact: _____ Patrick Crawford
Office Phone: _____ 573-882-2531
E-Mail: _____ crawfordpa@missouri.edu

Secondary Contact: _____ Andrew Melroe
 E-Mail: _____ melroea@missouri.edu
 Associate Director: _____ Kate Lakin
 Assistant Director: _____ Shawn Davis
 Assistant Director: _____ R.J. Layton
 Assistant Director: _____ Andy Oldenburg
 Web Coordinator: _____ Kevin Fletcher
 Digital Media: _____ Ali Fisher
 Twitter/Instagram/Facebook _____ @MizzouHoops
 SnapChat _____ zouhoops
 Website: _____ mutigers.com

Pro-nun-SEE-A-shun GUIDE

Jordan Geist _____ GUY-st
 Jakoby Kemp _____ juh-CO-bee
 Reed Nikko _____ NICK-oh
 Kevin Puryear _____ PER-Year

Image  Technologies

HEAD COACH KIM ANDERSON

KIM ANDERSON

HEAD COACH

@CoachAndersonMU

Third Season at Mizzou

300-158 (15th season)

Kim Anderson, the 18th men's basketball head coach in Mizzou history, is in his third season leading the Tigers, with an exciting mix of returning players and incoming talent on the 2016-17 roster. The former Big Eight Player of the Year (1977) and assistant coach for Mizzou legend Norm Stewart (1982-85, 1991-99) has five Tigers returning with starting experience. That group includes sophomores **Terrence Phillips** and **Kevin Puryear**, who started all 31 games for Mizzou as freshmen in 2015-16.

Anderson has worked to transition the Tigers' roster to a point of stability in his first two seasons at the helm, with an emphasis on building leadership and establishing a strong work ethic. The effort was noticeable in Mizzou's foreign tour to Italy (Aug. 5-15, 2016), with the bonded group of Tigers posting a 3-1 record while scoring 83.2 points per game. Four Tigers averaged double-figures in scoring, led by sophomore guard **Cullen VanLeer**'s 13.8 points per game.

Academic achievement has been a point of emphasis for Anderson's Tigers, with Mizzou's latest summer (2016) in the classroom netting nine Tigers with session GPAs of 3.0 or higher. Last summer (2015), Mizzou compiled a team GPA of 3.08 for the first group mark above 3.0 in more than five years.

Prior to taking over the reins at Central Missouri, Anderson worked for three years at the Big 12 Conference, eventually serving as an assistant commissioner for the conference. He was the league liaison for men's basketball and oversaw the officiating programs and the postseason tournament. Anderson and his wife of 38 years, Melissa, have two sons, Ryan, an Assistant Sports Information Director at North Dakota State, and Brett, a 2014 Mizzou graduate and former men's basketball graduate assistant for the Tigers.



2016-17 ROSTER

#	Name	Ht.	Wt.	Pos.	Yr.	Exp.
1	Terrence Phillips	5-11	180	G	So.	1L
	Orange County, Calif. / Oak Hill Academy (Va.)					
	Note: Started all 31 games for Mizzou last season					
3	Frankie Hughes	6-4	192	G	Fr.	HS
	Cleveland, Ohio / Garfield Heights HS					
	Note: 19.0 pts., 5.0 reb. per game as a senior					
4	Jakoby Kemp	6-9	215	F	Fr.	HS
	Layton, Utah / Layton HS					
	Note: 12.6 pts., 6.6 reb. per game as a senior					
5	Mitchell Smith	6-10	210	F	Fr.	HS
	Van Buren, Ark. / Van Buren HS					
	Note: Injured left knee, sidelined for remainder of 16-17					
10	Brett Rau	6-4	170	G	Jr.	TR
	Burlington, Ill. / Burlington Central HS / Elgin C.C.					
	Note: Recruited walk-on. NJCAA All-American for Elgin C.C.					
11	K.J. Walton	6-3	200	G	So.	1L
	Indianapolis, Ind. / Brownsburg HS					
	Note: Started 7 games in 15-16. 5.3 pts., 1.9 reb. per game					
13	Trevor Glassman	6-3	200	G	R-Jr.	RS
	Bedford, N.H. / New Hampton School / Manhattan					
	Note: Recruited walk-on. sat out 15-16 season after transfer					
14	Reed Nikko	6-10	250	F	Fr.	HS
	Maple Grove, Minn. / Maple Grove HS					
	Note: 10.7 pts., 6.8 reb. 3.1 blocks per game as a senior					
15	Jordan Geist	6-2	180	G	So.	TR
	Fort Wayne, Ind. / Homestead HS / Ranger College (Texas)					
	Note: 15.1 pts., 3.5 reb., 2.8 assists per game at Ranger in 15-16					
21	Jordan Barnett	6-7	215	F	Jr.	TR
	St. Louis, Mo. / Christian Brothers College HS / Texas					
	Note: Midseason transfer. eligible vs. Eastern Illinois					
24	Kevin Puryear	6-7	243	F	So.	1L
	Blue Springs, Mo. / South HS					
	Note: SEC All-Freshman Team in 15-16. 11.5 pts. per game					
25	Russell Woods	6-8	236	F	Sr.	1L
	Chicago, Ill. / Simeon HS / John A. Logan College (Ill.)					
	Note: 6 starts in 29 app., 2.8 pts., 2.7 reb. per game					
32	Adam Wolf	6-7	219	F	So.	SQ
	Beaver Dam, Wis. / Beaver Dam H.S.					
	Note: Recruited walk-on. appeared in 7 games in 15-16					
33	Cullen VanLeer	6-4	208	G	So.	1L
	Pacific, Mo. / Pacific H.S.					
	Note: Appeared in all 31 games. 3 starts during SEC play					

HEAD COACH KIM ANDERSON YEAR-BY-YEAR

MIZZOU HEAD COACH (3 Seasons, 26-63)

YEAR	RECORD	CONF.	POSTSEASON
2016-17	7-19	2-12	
2015-16	10-21	3-15 (14th)	N/A
2014-15	9-23	3-15 (14th)	SEC Tournament
3 YEARS	26-63	8-42	

CENTRAL MISSOURI HEAD COACH (12 Seasons, 274-95)

YEAR	RECORD	CONF.	POSTSEASON
2013-14	30-5	16-3 (1st)	NCAA National Champions
2012-13	22-8	13-5 (T-1st)	NCAA Tournament
2011-12	19-8	15-5 (T-1st)	MIAA Tournament
2010-11	18-11	13-9 (5th)	MIAA Tournament
2009-10	27-4	18-2 (1st)	NCAA Sweet Sixteen
2008-09	30-5	16-4 (2nd)	NCAA Final Four
2007-08	18-10	11-7 (3rd)	MIAA Tournament
2006-07	31-4	15-3 (1st)	NCAA Final Four
2005-06	24-8	11-5 (2nd)	NCAA Tournament
2004-05	24-7	14-4 (1st)	NCAA Tournament
2003-04	18-10	10-8 (4th)	MIAA Tournament
2002-03	13-15	7-11 (7th)	MIAA Tournament
12 YEARS	274-95	159-66	7 NCAA TOURNAMENTS
	(.743)	(.707)	

NCAA APPEARANCES: '44, '76, '78, '80, '81, '82, '83, '86, '87, '88, '89, '90, '92, '93, '95, '99, '00, '01, '02, '03, '09, '10, '11, '12, '13

OPPONENT - KENTUCKY

► Kentucky enters Mizzou Arena atop the Southeastern Conference with a record of 12-2 in conference play and 22-5 overall. The Wildcats are currently ranked No. 11 in the AP Top 25 poll and have won their last four games.

► Led by head coach **John Calipari**, Kentucky began the season by winning 17 of their first 19 games before dropping three of four games including a home loss to Kansas (79-73) on Jan. 28 and a road loss to Florida (88-66) on Feb. 4.

► Freshman guard **Malik Monk** leads the team and conference in scoring, averaging 21.4 points per game while shooting 41.4 percent from the three-point line. Three other Wildcats, — freshman guard **De'Aaron Fox**, sophomore guard **Isaiah Briscoe** and freshman forward **Edrice Adebayo** — average double figures in scoring. Fox is second on the team with 15.6 points per game, while Briscoe averages 13.6 and Adebayo averages 12.7 points per game.

► Adebayo leads the team in rebounding with 7.1 rebounds per game, while freshman forward **Wenyen Gabriel** is second on the team with 5.7 per game. Adebayo also leads UK with 80 offensive boards.

► Kentucky is averaging 88.8 points and 40.4 rebounds per game through 27 contests, allowing 73.2 points and 35.3 rebounds per game to its opponents. Foes of the Wildcats have shot 43.0 percent from the field and 31.3 percent from the three-point line.

PHILLIPS WITH LATEST SCORING OUTBURST AT TENNESSEE

► Mizzou sophomore guard **Terrence Phillips** (Orange County, Calif.) led the Tigers in scoring for the fifth time this season with his 18 points (6-of-9 FG, 4-of-6 3PT, 2-of-3 FT) at Tennessee (Feb. 18). Phillips accomplished the feat four times as a freshman in 2015-16.

► Phillips' effort from deep range was significant, as it was the ninth time this season he has made multiple three-pointers in a game. His four triples against the Volunteers were one shy of his career high of five, which he has reached twice this season (NC Central, Nov. 28; at Georgia, Jan. 7).

WALTON STOCK ON THE RISE AGAIN

► Sophomore guard **K.J. Walton** (Indianapolis, Ind.) has enjoyed one of the most impressive stretches of his career. Walton has reached double figures in scoring in five of the last seven games, averaging 10.7 points per game in that time span.

► Walton recorded a 12-point, five-rebound game vs. Alabama (Feb. 15), leading the Tigers in scoring for the fourth time this season. He also posted a season-high three assists, one shy of his career-best.

► While Walton did not reach the 10-point barrier vs. Vanderbilt (Feb. 11), he did help push the Tigers to victory with a strong outing on the glass, as his nine rebounds were the second-best total of his career. The Tiger hauled in a career-high 13 boards vs. Auburn (Jan. 10) earlier this season.

► At Tennessee (Feb. 18), Walton kept the kindness flowing with two more assists. His back-to-back games with multiple assists has now been accomplished three times in his career and twice this season. Walton also

played 31 minutes against the Volunteers, matching his career-high (at Ole Miss, Feb. 23, 2016).

► Walton's minutes have steadily increased in SEC action this season after averaging 14.6 minutes per game in nonconference play. During Mizzou's SEC schedule, Walton has played 24.9 minutes per game.

WOLF WORK ETHIC PAYS OFF

► Often times, walk-ons in college basketball go whole seasons without landing a single bucket, as they either play very little or only for final moments of on-court action. Mizzou sophomore forward **Adam Wolf** (Beaver Dam, Wis.), who turned down Division II scholarship offers to attend the University of Missouri, saw the floor at Tennessee (Feb. 18), and made the most of it.

► Wolf came away with that elusive field goal after head coach **Kim Anderson** turned to the sophomore in first half action to alleviate foul trouble concerns in Mizzou's front court. Wolf flipped in a short lay-up after grabbing an offensive rebound inside the two-minute mark. He snagged one more offensive board in the closing seconds of the first half to set a season high in rebounds.

BATTLE AGAINST BAMA GOES DOWN TO THE WIRE

► Mizzou led Alabama, 23-18, at halftime of the Southeastern Conference matchup at Mizzou Arena on Feb. 15, with its 18 points allowed standing as its lowest first half total of the Tigers' conference season.

► The Crimson Tide fought back in the second half, eventually taking the lead as the clock went inside the four-minute media timeout, 50-47 at 3:45. A three-point play from sophomore guard **K.J. Walton** (Indianapolis, Ind.) left Mizzou facing a one-point deficit with 1:31 remaining.

► Mizzou's defense ramped up, holding the Alabama offensive at bay. Subsequent possessions for the Tigers ended in a turnover and a missed look in the lane. The Crimson Tide grew their lead to three points at the foul line with only seconds remaining, and a half court heave from the Tigers came up short of forcing overtime.

NO. 300 FOR ANDERSON

► Mizzou head coach **Kim Anderson** claimed the 300th win of his career as the Tigers defeated Vanderbilt, 72-52, on Feb. 11. The Tigers surprised Anderson with a commemorative basketball for the occasion as the Mizzou leader was sitting down for a postgame interview with the SEC Network commentary crew.

► Anderson, in his 15th season as a head coach, has averaged a strong 20 wins per season, to date. The former Central Missouri coach (2002-14) claimed the 2014 NCAA Division II National Championship with the Mules before returning to his alma mater before the 2014-15 season.

BARNETT GETS TO 23 POINTS AGAIN

► Junior forward **Jordan Barnett** (St. Louis, Mo.) made it two games of scoring 23 points in a row with his career high-tying effort in the win vs. Vanderbilt (Feb. 11). It was the second time a Tiger scored 20 points or more in back-to-back games this season, after freshman guard **Frankie Hughes** did so against Alabama A&M (23) and Xavier (24) in the first two games of the season.

► After setting his career-high in three-pointers with four at Texas A&M (Feb. 8), Barnett re-set his career-best with five three-pointers vs. Vanderbilt (5-of-8 3PT).

MOST RECENT 25+ SCORING PERFORMANCES

Pts.	Name	Opp. (Date)	FG / 3PT / FT
26	K. Puryear	Ole Miss (1-21-17)	11-14 / 4-4 / 0-0
26	W. Clark	at South Carolina (11-16-16)	10-16 / 4-6 / 2-3
28	N. Wright	Florida (2-24-15)	10-13 / 6-8 / 2-3
27	J. Williams	Miss. State (2-4-15)	9-15 / 3-5 / 6-8
30	J. Brown	vs. Davidson (3-18-14)	9-16 / 1-3 / 11-15
26	J. Brown	vs. Texas A&M (3-13-14)	5-12 / 2-4 / 14-18
25	E. Ross	at Alabama (2-22-14)	8-12 / 4-7 / 5-6
27	J. Clarkson	Arkansas (2-13-14)	8-15 / 0-1 / 11-13
25	J. Brown	Arkansas (2-13-14)	5-15 / 1-6 / 14-15

SOPHOMORE CLASS ALL-TIME TOTAL ASSISTS

Name	Season	Assists
1. Phil Pressey	2011-12	223
2. Anthony Peeler	1989-90	179
3. Wesley Stokes	2001-02	147
4. Lynn Hardy	1985-86	139
5. Jason Horton	2005-06	121
6. Melvin Booker	1991-92	118
7. Lee Coward	1987-88	117
Mike Sandbothe	1986-87	117
9. Terrence Phillips	2016-17	116
10. Michael Dixon	2010-11	113
Keyon Dooling	1999-00	113

FRESHMAN CLASS ALL-TIME 3-POINTERS ATTEMPTED

Name	Season	Attempts
1. Frankie Hughes	2016-17	126
2. Jimmy McKinney	2002-03	124
3. Marcus Denmon	2008-09	112
4. Cullen VanLeer	2015-16	110
Kim English	2008-09	110
6. Kareem Rush	1999-00	108
7. Namon Wright	2014-15	103
8. Thomas Gardner	2003-04	99
9. Keon Lawrence	2006-07	98
10. Jason Horton	2004-05	92

ALL-TIME "5-5-5" GAMES BY MIZZOU PLAYERS

Season	Name	Opp.	P-R-A-S
2016-17	T. Phillips	Miami (Ohio)	7-8-6-5
2011-12	P. Pressey	at Baylor	18-5-7-6
2010-11	P. Pressey	vs. Cincinnati	7-5-5-5
2018-09	J. Tiller	vs. Xavier	13-5-5-6
2006-07	S. Hannah	Mississippi State	27-5-5-5
2013-04	J. Conley	UNLV	17-8-7-5
1990-91	A. Peeler	Prairie View	32-7-9-5
1989-90	A. Peeler	Nebraska	29-7-6-5
1989-90	A. Peeler	Tenn.-Martin	15-6-8-5
1986-87	M. Sandbothe	Oklahoma State	12-7-6-7
1985-86	M. Sandbothe	Colorado	8-6-6-6
1979-80	L. Drew	San Jose State	9-5-5-5

FRESHMAN CLASS SEASON DEBUTS

Name	Season	Points, Opponent
1. Frankie Hughes	2016-17	23, vs. Alabama A&M
2. Steve Stipanovich	1979-80	23, vs. SW Texas State
3. Jevon Crudup	1990-91	22, vs. Rutgers
4. Montague Gill-Cesar	2014-15	21, vs. UMKC
5. Kevin Puryear	2015-16	20, vs. Wofford
6. Derrick Chievous	1984-85	19, vs. N. Dakota St.
7. Kelly Thames	1993-94	19, vs. Central Missouri
8. Marcus Denmon	2008-09	15, vs. Prairie View A&M
9. Lex Drum	1978-79	14, vs. Butler
10. Arthur Johnson	2000-01	13, vs. Savannah State

FRESHMAN CLASS ALL-TIME 3-POINTERS MADE

Name	Season	Made
1. Kareem Rush	1999-00	46
2. Kim English	2008-09	41
Jimmy McKinney	2002-03	41
4. Namon Wright	2014-15	40
5. Keon Lawrence	2006-07	38
6. Brian Grawer	1997-98	36
7. Marcus Denmon	2008-09	34
Jason Horton	2004-05	34
9. Thomas Gardner	2003-04	32
10. Frankie Hughes	2016-17	31

CLAMPS ON THE COMMODORES

▶ Vanderbilt entered its matchup at Mizzou (Feb. 11) ranked second in the Southeastern Conference for three-point shooting in league games, hitting 38.7 percent from deep range. The Tigers held the Commodores to an overall and conference season-low 21.4 percent conversion rate on three-pointers (6-of-28).

▶ Notably, Vanderbilt forward Luke Kornet came into the game hitting 45.6 percent of his three-point attempts. Against the Tigers, Kornet shot 0-of-9 from deep range.

▶ Vanderbilt's 52 points score against the Tigers tied for its second-lowest mark of the season. Only a 71-48 setback at Middle Tennessee (Dec. 8) stands as a lower total for the Commodores. Vanderbilt also lost to Minnesota by a score of 56-52 on Dec. 3.

DON'T FOUL!

▶ Another point of emphasis for head coach **Kim Anderson's** Tigers heading into the game vs. Vanderbilt was fouling - or lack thereof. The Commodores ranked first in the SEC in league games for free throw percentage, converting a stout 74.9 percent of their foul shots.

▶ The Tigers recorded just 13 team fouls against Vanderbilt, limiting the Commodores to 15 free throw attempts, overall. The 13 fouls called on Mizzou were the second-lowest total of the season, only surpassed by the 11 the Tigers were whistled for vs. Arizona (Dec. 10).

BESIDES DEFENSE, TIGERS ALSO MADE SOME SHOTS VS. VANDY

▶ Mizzou sank 9-of-19 three-pointers (47.4 percent) in the 72-52 win vs. Vanderbilt (Feb. 11), a mark that is tied for the second-highest total of three-pointers in a game for the Tigers this season. Mizzou also hit nine three-pointers vs. Miami (Ohio) on Dec. 6, and at Arkansas on Jan. 14.

▶ Junior forward **Jordan Barnett** (St. Louis, Mo.) contributed five of those triples, while sophomore forward **Kevin Puryear** (Blue Springs, Mo.) shot 3-for-3 from deep. Sophomore guard **Cullen VanLeer** (Pacific, Mo.) provided the other three-pointer, his ninth-straight game hitting at least one shot from three-point range.

IMPRESSIVE REBOUNDING VS. VANDY

▶ Mizzou outrebounded Vanderbilt, 43-25, in its 72-52 victory (Feb. 11), including a 16-6 edge on the offensive glass. The 16 offensive boards were the Tigers' second-most of their conference schedule, with only the impressive 25 vs. Auburn (Jan. 10) standing above that mark.

▶ The Tigers received two nine-rebound outings, first from junior forward **Jordan Barnett** (St. Louis, Mo.), who had five offensive boards, and next from sophomore guard **K.J. Walton** (Indianapolis, Ind.), who posted four offensive rebounds.

BARNETT SCORES CAREER-HIGH 23 AT TEXAS A&M

▶ In just his 14th game as a Tiger, junior forward **Jordan Barnett** (St. Louis, Mo.) led Mizzou in scoring for the sixth time, recording a career-high 23 points at Texas A&M (Feb. 8). The effort was the second 20-point game of his career, as Barnett scored 20 vs. Auburn (Jan. 10).

▶ Barnett's 9-of-13 field goal shooting performance was significant in that his nine buckets were a career-best. His 69.2-percent success rate was a career-high in games where he put up at least 10 field goal attempts.

▶ Barnett's nine field goals also tied for the second-most by a Tiger this season. Sophomore forward **Kevin Puryear** (Blue Springs, Mo.) sank 11 vs. Ole Miss (Jan. 21) and freshman guard **Frankie Hughes** (Cleveland, Ohio) made nine against Alabama A&M (Nov. 13).

POSITIVE FLOW NEARLY GETS TIGERS THERE ON ROAD AGAINST AGGIES

▶ Mizzou kept turnovers to a minimum on the road at Texas A&M (Feb. 8), with just nine recorded in the narrow 76-73 setback. The total was a conference season-low for the Tigers and the fewest recorded against the Black & Gold since incurring eight vs. Illinois (Dec. 21).

▶ The Tigers dished 20 assists as a team against the Aggies, a season-best in dimes. Previously, Mizzou recorded 19 assists vs. Northwestern State (Nov. 26).

▶ Mizzou's 20 assists were its most since the 2012-13 season when the Tigers recorded 21 in a 78-36 win at Mississippi State (Feb. 13, 2013).

▶ Helping the Tigers to the 20-assist mark was sophomore guard **Terrence Phillips** (Orange County, Calif.), who had seven. The outing was Phillips' 13th game this season and 21st in his career with at least five dimes.

PHILLIPS IN A GIVING MOOD

▶ Sophomore guard **Terrence Phillips** (Orange County, Calif.) has surpassed his entire 2015-16 season total for assists (107 in 31 games) in just 25 games played this season.

▶ Through 26 games, Phillips has dished 116 assists for an average of 4.5 per game. In conference games only, Phillips' 4.7 assists per game ranks No. 3 in the SEC.

▶ Phillips reached a personal milestone vs. South Carolina (Jan. 28), recording his 200th assist as a Tiger.

▶ Phillips averaged 3.5 assists per game as a freshman in 2015-16 (107 in 31 games), a mark that ranked tied for second-best all-time among Mizzou's freshman class with Travis Ford (1989-90) and Melvin Booker (1990-91).

PHILLIPS STANDING TALL

▶ Sophomore guard **Terrence Phillips** (Orange County, Calif.) has a season average of 4.1 rebounds per game, a mark that ranks fifth-best on Mizzou's squad.

▶ What is most significant about Phillips' boards-per-game average is his stature. The Mizzou point guard is the only guard in the Southeastern Conference averaging more than 4.0 rebounds per game who measures below 6-0 in height.

TIGERS RALLY, DEFEAT ARKANSAS

▶ Mizzou got its first Southeastern Conference win in impressive fashion, defeating Arkansas by a score of 83-78. The Razorbacks entered the game with a 17-5 overall record and 6-3 mark in conference play.

▶ The Tigers found their shooting touch, hitting a conference schedule-best 50.9 percent of their shots in the win (27-of-53). Head coach **Kim Anderson's** group converted at a clip of 61.5 percent in the first half - a mark that matches Mizzou's best shooting half in SEC play. The Tigers also made 61.5 percent of their field goal attempts in the first half at Mississippi State (Jan. 25).

▶ Four Tigers scored in double figures for the seventh time this season, led by junior forward **Jordan Barnett** (St. Louis, Mo.), who scored 17 points to lead Mizzou in scoring for the fifth time this season.

MISSOURI ARENA



The beautiful home to Mizzou Basketball, Mizzou Arena opened in 2004, housing Norm Stewart Court along with locker rooms, practice and training facilities, coaches offices, team video room, medical training areas and a player lounge with attached kitchen.

Mizzou Arena received a multi-million dollar upgrade prior to the 2014-15 season, which saw a state-of-the-art video board installed above center court. Additionally, the Tigers' player lounge and locker room area received a tremendous upgrade.



Constructing Mizzou Arena was an impressive feat in itself - more than 104,000 clay bricks were used on the building, as well as more than 2,000 tons of steel. The facility, from arena floor to roof, stands 117-feet, nine-inches tall.

The seating capacity of Mizzou Arena is 15,061, with 26 suites separating lower and upper decks of Black & Gold fans.

Mizzou's rowdy student section encompasses the entire west bleacher section of Mizzou Arena, totaling approximately 3,000 seats.

The north entrance to Mizzou Arena features the Hall of Fame Lobby, which showcases the University of Missouri's many all-time great student-athletes and traditions.

The southern portion of Mizzou Arena houses many of the Tigers' administrative departments, ensuring that Mizzou's support staff are never far away from attending to the Black & Gold basketball program.



Retired Numbers Hanging in Mizzou Arena

Bill Stauffer - #43	Steve Stipanovich - #40
Norm Stewart - #22	Jon Sundvold - #20
Willie Smith - #30	Doug Smith - #34

SECOND ANNUAL #RALLYFORRHYAN RAISES \$54,000

► Mizou's second #RallyForRhyan Game was a rousing success on and off the court at Mizou Arena. Not only did the Tigers defeat Arkansas, 83-78, on Saturday, Feb. 4, but donations poured in to help fund pediatric cancer research.

► The gathered total of ticket proceeds, free will donations and t-shirt revenue brought the second #RallyForRhyan event's mark up to more than \$54,000.

► With two #RallyForRhyan events staged by Mizou Athletics, more than \$100,000 has been raised for pediatric cancer research. The first #RallyForRhyan Game, played last season vs. Tennessee (Feb. 13, 2016) raised approximately \$50,000, and also ended in a 75-64 win for the Tigers.

WHAT A TURNAROUND

► Mizou fell by a margin of 19 points on the road at Arkansas (Jan. 14) earlier this season, but bounced back to secure the win at home, 83-78, on Feb. 4.

► The last time Mizou defeated a team it had lost to by 19 points in the same season was 2012-13, when on Jan. 19, 2013, the Tigers fell 83-52 at No. 10 Florida. One month later on Feb. 19, 2013, Mizou beat No. 5 Florida, 63-60 at home in Mizou Arena.

RUSS GOES BIG

► Senior forward **Russell Woods** (Chicago, Ill.) led Mizou in scoring for the first time in his career in the Tigers' game vs. No. 23 South Carolina (Jan. 28), scoring a career-high 18 points (7-of-9 FG, 4-of-7 FT).

► The 18-point output was the seventh time in 2016-17 Woods has scored in double figures.

► Over the Alabama, Ole Miss, Mississippi State and South Carolina games, Woods averaged 11.0 points and 6.0 rebounds per game; the most successful four-game stretch of scoring in his career.

► Almost as impressively, Woods played a career-high 37 minutes against the Gamecocks, topping the equally impressive 34 minutes he played vs. Ole Miss (Jan. 21). Woods, often prone to falling into foul trouble, also played 30 minutes vs. Auburn (Jan. 10).

JORDANS GO FOR 18 EACH

► Junior forward **Jordan Barnett** (St. Louis, Mo.) and sophomore guard **Jordan Geist** (Fort Wayne, Ind.) led Mizou in scoring at Mississippi State (Jan. 25), with both first-year Tigers dropping 18 points on the Bulldogs.

► Barnett had two previous outings of at least 18 points, scoring 18 vs. LSU (Jan. 4) for a then-career high before setting a new personal record with 20 points vs. Auburn (Jan. 10).

► Geist's 18 points matched his season-best for the Tigers, which he previously scored in his first start of the season for Mizou vs. Lipscomb (Dec. 29).

► "The Jordans" combined for 36 points at Mississippi State, a new season-high for the duo. Previously, Barnett and Geist's best dual effort was 33 points vs. Lipscomb. Along with Geist's 18, Barnett added 15 points.

CAREER DAY FOR PURYEAR

► Sophomore forward **Kevin Puryear** (Blue Springs, Mo.) scored a career-high 26 points in the Ole Miss game (Jan. 21), the second time this season and fifth time in his career he has reached 20 points.

► Puryear set new career-highs in field goals made and three-pointers made, connecting on 11-of-14 from the field and 4-of-4 from beyond the three-point line.

25+ FOR PURYEAR, FIRST TIME IN MORE THAN ONE YEAR FOR MIZOU

► Sophomore forward **Kevin Puryear** (Blue Springs, Mo.) stood out for Mizou with his 26-point game vs. Ole Miss (Jan. 21), with the effort holding additional significance. It was Mizou's first 25-point individual outing in more than one year. Former Mizou guard Wes Clark scored 26 points at South Carolina last season (Jan. 16, 2016).

► Additionally, a Tiger had not sank 11 field goals in a game since current NBA star **Jordan Clarkson** did so far Mizou vs. Kentucky during the 2013-14 season. Clarkson, now with the Los Angeles Lakers, made 11-of-17 FG attempts against the Wildcats on Feb. 1, 2014.

OUTSIDE SHOOTING HEATS UP AGAINST OLE MISS

► Mizou had not made more than nine three-point field goals in a game yet in the 2016-17 season, but the Tigers put that aside for their game vs. Ole Miss (Jan. 21). The Black & Gold sank 11-of-25 three-point attempts (44.0 percent), including 9-of-17 (52.9 percent) in the second half.

► Helping the Tigers along in the deep range department was sophomore forward **Kevin Puryear** (Blue Springs, Mo.) and sophomore guard **Cullen VanLeer** (Pacific, Mo.). Puryear made a career-best four three-pointers in four attempts. VanLeer sank multiple three-pointers (3-of-6) in a game for the sixth time this season.

► Mizou had made nine three-pointers in a game twice in 2016-17 prior to the Ole Miss game, shooting 9-of-29 from deep vs. Miami-Ohio (Dec. 6) and 9-of-26 at Arkansas (Jan. 14).

SEASON-BEST ON THE BOARDS VS. AUBURN

► Mizou pulled down 51 rebounds vs. Auburn (Jan. 10), setting a new season high in the process. Nearly half of the Tigers' boards were on the offensive glass, with the 25 offensive rebounds.

► Mizou's 25 offensive boards are the most for the Tigers since recording 27 during the 2001-02 season vs. Grambling (Dec. 1, 2001). Mizou also had 25 offensive rebounds during the 2006-07 season vs. Southern University (Dec. 30, 2006).

► After only posting one 50-rebound game under head coach **Kim Anderson's** watch entering the 2016-17 season, the Tigers have two such games under their belts this campaign. Mizou hauled in 50 boards against Miami (Ohio) on Dec. 6.

► Prior to Mizou recording 56 rebounds against Arkansas-Pine Bluff last season (Dec. 29, 2015), the Tigers had not recorded 50 or more rebounds in a game since the 2012-13 season (50 vs. Ole Miss, Feb. 9, 2013).



Mizou Men's Basketball has enjoyed a proud tradition of Tigers moving on to the Big League - the NBA. Two former Tigers are currently showing what they can do - Los Angeles' **Jordan Clarkson** and Toronto's **DeMarre Carroll**.

An unrestricted free agent prior to the 2016-17 season, Clarkson inked a four-year, \$50 million deal to remain with the Lakers. Clarkson averaged 15.5 points per game in 2015-16. He earned NBA All-Rookie First Team recognition after his debut campaign in the league, recording per-game totals of 11.9 points, 3.5 assists and 3.2 rebounds per game.



Carroll, the Junkyard Dog, turned a standout two-year stint with the Atlanta Hawks into a lucrative free agent deal with the Toronto Raptors before the 2015-16 season. Carroll signed a four-year, \$60 million deal with the Canadian club.

From 2013-16, Carroll averaged 11.7 points per game, as well as 5.3 rebounds per game.

Recent Mizou NBA Draft History

Year	Name	Team	Rd.	Pick
2014	Jordan Clarkson	Washington Wizards (To L.A. Lakers)	2nd	46th
2013	Alex Oriakhi	Phoenix Suns	2nd	57th
2012	Kim English	Detroit Pistons	2nd	44th
	Marcus Denmon	San Antonio Spurs	2nd	59th
2009	DeMarre Carroll	Memphis Grizzlies	1st	27th
2005	Linas Kleiza	Portland Trailblazers (To Denver Nuggets)	1st	27th
2004	Rickey Paulding	Detroit Pistons	2nd	54th
2002	Kareem Rush	Toronto Raptors (To L.A. Lakers)	1st	20th
2000	Keyon Dooling	Orlando Magic (To L.A. Clippers)	1st	10th

JB GETS COMFORTABLE

► Junior forward **Jordan Barnett** (St. Louis, Mo.) would need time shaking the rust off, warned head coach **Kim Anderson** prior to the Texas transfer becoming eligible. The Tigers' leader was on the mark, as Barnett totaled just seven points and seven rebounds over his first two appearances vs. EIU (Dec. 17) and Illinois (Dec. 21).

► Barnett has effectively acclimated himself now. He has reset his career high in scoring four times since becoming eligible. Barnett poured in 18 points vs. LSU (Jan. 4), scoring 14 in the first half on 6-of-9 field goal shooting. He then broke his person record with 20 points (6-of-18 FG, 2-of-8 3PT, 6-of-6 FT) vs. Auburn (Jan. 10), also recording six rebounds. He has since followed with two 23-point games for the Tigers (at Texas A&M, vs. Vanderbilt).

► The former *St. Louis Post-Dispatch* All-Metro Player of the Year (2014) has asserted himself on the boards, as well. Barnett has led the Tigers in rebounding in four of the last six games.

STUFFING THE STAT SHEET

► Sophomore guard **Terrence Phillips** (Orange County, Calif.) scored just seven points in the win vs. Miami (Ohio) on Dec. 6, but looking across his complete line of statistics tells the story of the impact he made in the victory. With seven points, eight rebounds, six assists and five steals, **Phillips became the first Mizzou player to record at least five points, five rebounds, five assists and five steals in a game since the 2011-12 season.** Former Tiger **Phil Pressey** posted 16 points, five rebounds, seven assists and six steals in an 89-88 win at No. 3 Baylor (Jan. 21, 2012).

► Mizzou's Phillips was just the sixth different Tiger to record a "5-5-5-5" game since the 1989-90 season. In that time span, former Mizzou All-American and 13-year NBA veteran **Anthony Peeler** accomplished the feat three times, twice during the 1989-90 season and again in the 1990-91 campaign. Pressey had a first "5-5-5-5" outing prior to his big Baylor game vs. Cincinnati in the NCAA Tournament First Round to close the 2010-11 season.

#FORZAMIZZOU

► Mizzou spent 10 days on a foreign tour of Italy (Aug. 5-15, 2016), seeing the many historical sights the European country has to offer, as well as playing four exhibition games to tune-up for the 2016-17 season. The Tigers posted a 3-1 record in Italy, scoring 83.2 points per game.

► **Game One - Aug. 7:** Mizzou defeated LCC International University (Lithuania), 80-68, to open play in Italy. Playing in the Palazzetto Arena Felici in Rome, the Tigers were led in scoring with 18 points each from freshman **Frankie Hughes** and Willie Jackson. Also in double figures for Mizzou was sophomore guard **K.J. Walton** (Indianapolis, Ind.), who chipped in 10 points. Mizzou shot 40.8 percent from the field (29-of-71) and recorded 43 rebounds.

► **Game Two - Aug. 9:** Mizzou turned away BC Silute (Lithuania), 92-78, in Montecatini, an Italian town outside of Florence in the Tuscany region. Sophomore guard Cullen VanLeer (Pacific, Mo.) lit up the Pala Terme Sport Complex with his sharp-shooting, scoring 26 points (8-of-12 FG, 6-of-10 3PT, 4-of-4 FT). Three other Tigers joined VanLeer in double-digit scoring: sophomore forward **Kevin Puryear** (16); Willie Jackson (11) and senior forward **Russell Woods** (11). Jackson also hauled in 10 rebounds for his first of three games with 10-or-more boards.

2016-17 SEC STANDINGS

(as of Feb. 18)	CONF	OVERALL	HOME	ROAD	NEUTRAL	PF	PA	STRK
Florida	12-2	22-5	7-1	8-2	7-2	2147	1778	W8
Kentucky	12-2	22-5	13-2	5-3	4-0	2398	1977	W4
South Carolina	10-4	20-7	13-3	6-3	1-1	1972	1731	L-2
Arkansas	9-5	20-7	13-3	5-4	2-0	2184	2010	W3
Alabama	9-5	16-10	9-4	5-4	2-2	1821	1712	W2
Ole Miss	7-7	16-11	11-5	3-5	2-1	2110	2064	L-1
Tennessee	7-7	15-12	10-4	5-5	0-3	2074	1981	W1
Vanderbilt	7-7	14-13	9-5	4-5	1-3	1939	1890	W2
Georgia	6-8	15-12	10-5	4-6	1-1	1959	1889	L-1
Texas A&M	6-8	14-12	10-4	2-6	2-2	1879	1783	W1
Auburn	5-9	16-11	9-4	5-5	2-2	2157	2149	L-3
Mississippi State	5-9	14-12	9-6	2-5	3-1	1911	1851	L-4
Missouri	2-12	7-19	6-9	0-7	1-3	1793	1863	L-2
LSU	1-13	9-17	7-7	1-8	1-2	1944	2143	L-13

► **Game Three - Aug. 12:** Mizzou picked up its third win against Vicenza Select, 81-52, at the Palazzetto dello Sport in Vicenza after spending the morning at the United States Army garrison located in town. Colonel Steve Marks, a Columbia, Mo., native and Mizzou graduate ('92), spoke to the team on-base and attended the game that evening. Four Tigers scored 10-or-more points, led by sophomore guard **Terrence Phillips** (Orange County, Calif.), who dropped 17 points.

► **Game Four - Aug. 13:** Playing its second game in as many days, Mizzou fell to an experienced and seasoned Kosovo National Team, 86-80, in Costa Masnaga, Italy. Scoring at least 80 points for the fourth-straight exhibition game, the Tigers were once again powered by **Terrence Phillips**, who scored 22 points (9-of-18 FG, 4-of-6 3PT). **Russell Woods** recorded the third double-double of the trip for the Tigers with 16 points and 14 rebounds.

► By the end of the 10-day tour, Mizzou's group had visited the likes of the Colosseum and Roman Forum, Vatican City, the Leaning Tower of Pisa, Venice and Lake Como.

PHILLIPS NAMED SEC LEADERSHIP CHAIR

► In late September, sophomore guard **Terrence Phillips** (Orange County, Calif.) was voted chair of the Southeastern Conference Men's Basketball Leadership Council, a tremendous honor for the Tigers' point guard.

► Phillips was selected by a vote of his peers at a meeting of the SEC Basketball Leadership Councils in Birmingham earlier in the month of September. One representative from each of the SEC's 14 institutions comprised the council. In addition, Georgia's Houston Kessler was selected to serve as men's vice chair.

► Phillips will attend a portion of the SEC Athletics Directors meeting in March 2017 and the SEC Spring Meetings in June 2017, serving as both a representative of Mizzou and of the conference's men's basketball programs.

TOP 100 GUARD C.J. ROBERTS SIGNS WITH MIZZOU FOR 2017-18

► Mizzou and head coach **Kim Anderson** announced the signing of future student-athlete **C.J. Roberts** (North Richland Hills, Texas) to the program's 2017 recruiting class on Nov. 9. A 6-0, 180-pound combo guard, Roberts possesses impressive shooting range and scoring ability. He led his Richland High School squad to a Texas 6A State Championship Playoffs appearance as a junior in 2015-16.

► Averaging 22.5 points per game for head coach Richard Bacon's team in 2015-16, Roberts converted a blistering 52.0 percent of his field goal attempts as a junior. He scored 20 or more points on 13 different occasions and dropped 30 points three times, including a career-best 39 points against Permian Odessa in a 76-72 win on Dec. 10, 2015.

► Anderson had the following to say upon his signing: "It's really special to have C.J. join our Mizzou Basketball Family. C.J. has game-changing ability and is a high-level scorer from the combo guard position. He comes from an outstanding family and basketball program in Richland, Texas, where he has been a standout on the court and in the classroom. We look forward to him getting to Columbia for next season and becoming a part of our program."

► Roberts shared his excitement for becoming a Tiger: "Mizzou is such a great fit for my family and me. We all feel so comfortable with the coaching staff, the players there and what the school can offer me. The coaching staff is an outstanding group of guys, on and off the court. I can tell they are knowledgeable about basketball, but everything else too. Coach Anderson wants to prepare you for life and what happens when the basketball stops bouncing."

2016-17 GAME-BY-GAME RESULTS

RECORD:	OVERALL	HOME	AWAY	NEUTRAL
ALL GAMES	7-19	6-9	0-7	1-3
CONFERENCE	2-12	2-5	0-7	0-0
NON-CONFERENCE	5-7	4-4	0-0	1-3

DATE	TIME (CT)	OPPONENT	RESULT	ATTENDANCE	HIGH POINTS	HIGH REBOUNDS
11-13-16	7 PM	ALABAMA A&M	W, 99-44	9139	(23)HUGHES, Frankie	(9)PURYEAR, Kevin (9)JACKSON, Willie
11-17-16	12 PM	vs #11 Xavier #	L, 82-83 (OT)	1991	(24)HUGHES, Frankie	(10)PURYEAR, Kevin
11-18-16	10:30 AM	vs Davidson #	L, 55-70	1002	(12)PURYEAR, Kevin	(6)PURYEAR, Kevin (6)WALTON, K.J.
11-20-16	11 AM	vs Tulane #	W, 67-62	400	(20)WALTON, K.J.	(10)WOODS, Russell
11-26-16	2 PM	NORTHWESTERN STATE	W, 84-60	9799	(19)WALTON, K.J.	(7)JACKSON, Willie
11-28-16	7 PM	NC CENTRAL	L, 52-62	9091	(17)PHILLIPS, Terrence	(6)WOODS, Russell (6)GEIST, Jordan
12-3-16	2 PM	WESTERN KENTUCKY	W, 59-56	9580	(18)HUGHES, Frankie	(8)PHILLIPS, Terrence (8)WOODS, Russell
12-6-16	7 PM	MIAMI (OHIO)	W, 81-55	9109	(19)PURYEAR, Kevin	(10)WOODS, Russell
12-10-16	11 AM	ARIZONA	L, 60-79	10151	(11)PURYEAR, Kevin	(7)PURYEAR, Kevin
12-17-16	2:30 PM	EASTERN ILLINOIS	L, 64-67	9618	(9)JACKSON, Willie (9)WALTON, K.J.	(6)PURYEAR, Kevin
12-21-16	6 PM	vs Illinois	L, 66-75	12409	(17)PURYEAR, Kevin	(9)PURYEAR, Kevin
12-29-16	7 PM	LIPSCOMB	L, 76-81	10121	(18)GEIST, Jordan	(13)BARNETT, Jordan
1-4-17	8 PM	*LSU	L, 77-88	9404	(18)BARNETT, Jordan	(9)BARNETT, Jordan
1-7-17	12 PM	*at Georgia	L, 66-71	8635	(20)PHILLIPS, Terrence	(9)BARNETT, Jordan
1-10-17	6 PM	*AUBURN	L, 72-77	9688	(20)BARNETT, Jordan	(13)WALTON, K.J.
1-14-17	5 PM	*at Arkansas	L, 73-92	15424	(14)BARNETT, Jordan	(6)BARNETT, Jordan (6)NIKKO, Reed
1-18-17	6 PM	*at Alabama	L, 56-68	10347	(16)PHILLIPS, Terrence	(6)PURYEAR, Kevin
1-21-17	2:30 PM	*OLE MISS	L, 71-75	10378	(26)PURYEAR, Kevin	(11)WOODS, Russell
1-25-17	6 PM	*at Mississippi State	L, 74-89	7101	(18)GEIST, Jordan (18)BARNETT, Jordan	(8)BARNETT, Jordan
1-28-17	7:30 PM	*SOUTH CAROLINA	L, 53-63	10190	(18)WOODS, Russell	(8)WOODS, Russell (8)PURYEAR, Kevin
2-2-17	6 PM	*at Florida	L, 54-93	10153	(14)PHILLIPS, Terrence	(4)NIKKO, Reed (4)WALTON, K.J. (4)PURYEAR, Kevin
2-4-17	5 PM	*ARKANSAS	W, 83-78	11434	(17)BARNETT, Jordan	(8)PURYEAR, Kevin
2-8-17	7:30 PM	*at Texas A&M	L, 73-76	8632	(23)BARNETT, Jordan	(8)WALTON, K.J.
2-11-17	2:30 PM	*VANDERBILT	W, 72-52	10279	(23)BARNETT, Jordan	(9)BARNETT, Jordan (9)WALTON, K.J.
2-15-17	7:30 PM	*ALABAMA	L, 54-57	9526	(12)WALTON, K.J.	(12)BARNETT, Jordan
2-18-17	12 PM	*at Tennessee	L, 70-90	14680	(18)PHILLIPS, Terrence	(6)NIKKO, Reed
2-21-17	8 PM	Kentucky *				
2-25-17	2:30 PM	at Ole Miss *				
2-28-17	6 PM	Texas A&M *				
3-4-17	2:30 PM	at Auburn *				

* - Conference game

- Tire Pros Invitational (ESPN Wide World of Sports Complex, Orlando, Fla.)

% - 36th Annual Bud Light Braggin' Rights Game (St. Louis, Mo.)

NCAA APPEARANCES: '44, '76, '78, '80, '81, '82, '83, '86, '87, '88, '89, '90, '92, '93, '95, '99, '00, '01, '02, '03, '09, '10, '11, '12, '13

2016-17 GAME-BY-GAME STATS

OPPONENT	DATE	SCORE	W/L	FG	FGA	PCT	3FG	FGA	PCT	FT	FTA	PCT	OFF	DEF	TOT	AVG	PF	A	TO	BLK	STL	PTS	AVG
ALABAMA A&M				16	60	.267	1	13	.077	11	15	.733	13	16	29	29.0	22	4	15	1	5	44	44.0
at Mizzou	11-13-16	99-44	W	35	56	.625	8	16	.500	21	33	.636	10	33	43	43.0	14	17	9	4	9	99	99.0
#11 Xavier				28	70	.400	2	22	.091	25	38	.658	19	33	52	40.5	24	14	14	9	8	83	63.5
vs. Mizzou	11-17-16	82-83	Lot	27	65	.415	8	26	.308	20	27	.741	9	30	39	41.0	28	13	14	4	5	82	90.5
Davidson				24	54	.444	10	30	.333	12	16	.750	6	30	36	39.0	19	14	16	5	6	70	65.7
vs. Mizzou	11-18-16	55-70	L	22	61	.361	3	16	.188	8	12	.667	11	26	37	39.7	15	14	15	2	6	55	78.7
Tulane				21	63	.333	9	19	.474	11	16	.688	10	22	32	37.2	19	15	14	4	5	62	64.8
vs. Mizzou	11-20-16	67-62	W	25	58	.431	4	17	.235	13	16	.813	12	31	43	40.5	18	13	18	2	10	67	75.8
NORTHWESTERN ST.				24	67	.358	5	25	.200	7	14	.500	15	23	38	37.4	22	12	18	4	5	60	63.8
at Mizzou	11-26-16	84-60	W	32	62	.516	7	20	.350	13	17	.765	8	32	40	40.4	17	19	14	2	9	84	77.4
North Carolina Central				19	52	.365	6	22	.273	18	23	.783	10	36	46	38.8	20	11	13	8	1	62	63.5
at Mizzou	11-28-16	52-62	L	17	68	.250	7	27	.259	11	20	.550	16	27	43	40.8	21	8	6	4	4	52	73.2
Western Kentucky				21	52	.404	3	15	.200	11	19	.579	4	26	30	37.6	20	11	15	4	7	56	62.4
at Mizzou	12-3-16	59-56	W	20	57	.351	5	24	.208	14	21	.667	14	30	44	41.3	16	10	17	1	10	59	71.1
Miami (Ohio)				18	59	.305	6	31	.194	13	19	.684	12	32	44	38.4	28	8	15	6	3	55	61.5
at Mizzou	12-6-16	81-55	W	25	67	.373	9	29	.310	22	31	.710	16	34	50	42.4	19	18	6	1	9	81	72.4
Arizona				29	61	.475	13	24	.542	8	10	.800	12	34	46	39.2	22	12	15	4	4	79	63.4
at Mizzou	12-10-16	60-79	L	18	55	.327	4	18	.222	20	30	.667	8	20	28	40.8	11	10	8	1	7	60	71.0
Eastern Illinois				22	66	.333	8	29	.276	15	17	.882	16	26	42	39.5	20	11	13	4	9	67	63.8
at Mizzou	12-17-16	64-67	L	23	56	.411	3	18	.167	15	24	.625	12	30	42	40.9	16	12	15	3	7	64	70.3
Illinois %				24	49	.490	7	17	.412	20	30	.667	7	31	38	39.4	21	11	15	3	3	75	64.8
vs. Mizzou	12-21-16	66-75	L	22	61	.361	6	19	.316	16	21	.762	8	21	29	39.8	22	9	8	2	4	66	69.9
Lipscomb				25	55	.455	10	26	.385	21	31	.677	7	27	34	38.9	30	15	10	3	6	81	66.2
at Mizzou	12-29-16	76-81	L	22	59	.373	4	20	.200	28	41	.683	18	29	47	40.4	23	9	14	5	3	76	70.4
LSU *				35	73	.479	7	18	.389	11	16	.688	10	34	44	39.3	22	17	10	5	9	88	67.8
at Mizzou	1-4-17	77-88	L	27	63	.429	7	27	.259	16	26	.615	10	31	41	40.5	14	16	14	5	3	77	70.9
at Georgia *				21	46	.457	2	13	.154	27	40	.675	5	39	44	39.6	19	11	20	4	7	71	68.1
Mizzou	1-7-17	66-71	L	25	72	.347	6	36	.167	10	16	.625	11	24	35	40.1	28	11	13	2	10	66	70.6
Auburn *				25	59	.424	9	25	.360	18	33	.545	15	27	42	39.8	29	13	14	12	4	77	68.7
at Mizzou	1-10-17	72-77	L	22	68	.324	5	18	.278	23	33	.697	25	26	51	40.8	26	11	15	3	7	72	70.7
at Arkansas *				33	59	.559	10	23	.435	16	22	.727	9	27	36	39.6	25	18	14	5	5	92	70.1
Mizzou	1-14-17	73-92	L	22	57	.386	9	26	.346	20	32	.625	14	21	35	40.4	20	12	14	1	7	73	70.8
at Alabama *				23	53	.434	9	27	.333	13	28	.464	14	25	39	39.5	21	9	12	2	7	68	70.0
Mizzou	1-18-17	56-68	L	17	42	.405	7	14	.500	15	23	.652	5	26	31	39.9	26	10	19	2	8	56	69.9
Ole Miss *				24	56	.429	10	24	.417	17	23	.739	9	29	38	39.4	16	11	12	2	4	75	70.3
at Mizzou	1-21-17	71-75	L	27	61	.443	11	25	.440	6	17	.353	12	26	38	39.8	20	15	14	0	2	71	70.0
at Mississippi State *				32	56	.571	12	23	.522	13	25	.520	9	21	30	38.9	19	16	7	5	4	89	71.3
Mizzou	1-25-17	74-89	L	25	54	.463	7	21	.333	17	23	.739	11	21	32	39.4	22	10	10	0	1	74	70.2
South Carolina *				20	57	.351	9	25	.360	14	19	.737	11	32	43	39.2	19	9	14	4	6	63	70.8
at Mizzou	1-28-17	53-63	L	20	56	.357	1	17	.059	12	17	.706	9	29	38	39.3	21	8	15	0	2	53	69.3
at Florida *				30	66	.455	11	28	.393	22	27	.815	18	38	56	40.0	13	16	11	7	7	93	71.9
Mizzou	2-2-17	54-93	L	19	63	.302	8	21	.381	8	15	.533	11	21	32	39.0	21	7	13	0	8	54	68.6
Arkansas *				26	51	.510	7	16	.438	19	27	.704	12	21	33	39.6	24	11	17	1	6	78	72.2
at Mizzou	2-4-17	83-78	W	27	53	.509	6	21	.286	23	29	.793	6	20	26	38.4	23	13	10	1	8	83	69.3
at Texas A&M *				29	59	.492	9	23	.391	9	14	.643	11	29	40	39.7	16	22	14	8	5	76	72.3
Mizzou	2-8-17	73-76	L	29	62	.468	8	22	.364	7	10	.700	7	21	28	37.9	15	20	9	3	8	73	69.4
Vanderbilt *				17	51	.333	6	28	.214	12	15	.800	6	19	25	39.0	21	7	14	5	4	52	71.5
at Mizzou	2-11-17	72-52	W	23	56	.411	9	19	.474	17	22	.773	16	27	43	38.1	13	12	14	3	5	72	69.5
Alabama *				19	53	.358	5	20	.250	14	21	.667	14	25	39	39.0	20	7	11	1	5	57	70.9
at Mizzou	2-15-17	54-57	L	17	50	.340	4	19	.211	16	23	.696	10	26	36	38.0	17	6	9	3	7	54	68.9
at Tennessee *				27	58	.466	8	21	.381	28	37	.757	11	27	38	39.0	21	19	9	3	3	90	71.7
Mizzou	2-18-17	70-90	L	20	50	.400	7	21	.333	23	30	.767	8	22	30	37.7	27	11	14	1	7	70	69.0
Kentucky *																							
at Mizzou	2-21-17	8 PM																					
at Ole Miss *																							
Mizzou	2-25-17	2:30 PM																					
Texas A&M *																							
at Mizzou	2-28-17	6 PM																					
at Auburn *																							
Mizzou	3-4-17	2:30 PM																					

NCAA APPEARANCES: '44, '76, '78, '80, '81, '82, '83, '86, '87, '88, '89, '90, '92, '93, '95, '99, '00, '01, '02, '03, '09, '10, '11, '12, '13

				01	03	05	10	11	13	14	15	21	24	25	32	33
Opponent				PHILLIPS	HUGHES	SMITH	RAU	WALTON	GLASSMAN	NIKKO	GEIST	BARNETT	PURYEAR	WOODS	WOLF	VANLEER
ALABAMA A&M	11-13-16	99-44	W	7-3-5	23-2-1	7-5-0	0-0-0	9-2-2	0-1-1	6-4-1	8-1-0	DNP	7-9-1	12-3-0	0-1-0	9-2-5
vs Xavier	11-17-16	82-83	LOT	21-7-5	24-5-3	0-1-0	DNP	0-0-0	DNP	2-2-1	0-2-0	DNP	22-10-3	4-1-0	DNP	3-2-1
vs Davidson	11-18-16	55-70	L	1-3-6	2-2-2	DNP	DNP	6-6-1	DNP	10-0-0	4-4-3	DNP	12-6-0	2-2-0	DNP	11-1-2
vs Tulane	11-20-16	67-62	W	2-2-1	14-4-1	DNP	DNP	20-4-2	DNP	5-5-1	5-7-3	DNP	11-2-0	5-10-2	DNP	3-1-3
NW STATE	11-26-16	84-60	W	3-3-8	11-2-1	6-2-0	0-0-0	19-4-0	0-0-0	4-1-0	3-3-3	DNP	11-6-2	6-5-0	0-0-0	10-5-3
NC CENTRAL	11-28-16	52-62	L	17-4-1	7-4-1	2-0-1	DNP	1-4-1	DNP	DNP	8-6-1	DNP	6-5-1	6-6-0	DNP	5-3-1
Western Kentucky	12-3-16	59-56	W	6-8-5	18-4-1	0-3-0	DNP	2-5-1	DNP	DNP	0-0-0	DNP	12-5-1	10-8-1	DNP	5-2-1
Miami (Ohio)	12-6-16	81-55	W	7-8-6	13-2-2	4-2-0	0-1-0	2-4-2	0-0-0	DNP	3-5-5	DNP	19-8-1	15-10-1	0-0-0	14-1-1
Arizona	2-10-16	60-79	L	3-2-2	10-5-1	5-2-0	DNP	5-1-1	DNP	DNP	3-2-1	DNP	11-7-1	8-6-0	DNP	8-2-4
Eastern Illinois	12-17-16	64-67	L	8-3-7	5-1-0	0-0-0	DNP	9-0-0	DNP	4-5-0	6-4-2	3-5-1	8-6-1	6-1-0	DNP	6-5-1
Illinois %	12-21-16	66-75	L	14-4-0	3-0-1	0-0-0	DNP	0-0-0	DNP	2-2-1	12-2-2	4-2-0	17-9-0	7-4-2	DNP	5-1-3
Lipscomb	12-29-16	76-81	L	6-4-4	DNP	2-2-1	DNP	9-3-0	DNP	2-1-0	18-4-2	15-13-0	14-6-1	10-8-0	DNP	0-3-1
LSU *	1-4-17	77-88	L	12-7-8	0-2-2	0-2-0	DNP	11-3-2	DNP	0-2-0	13-2-3	18-9-1	15-7-0	8-3-0	DNP	0-0-0
at Georgia *	1-7-17	66-71	L	20-4-2	2-1-0	DNP	DNP	13-3-1	DNP	0-0-0	5-3-2	15-9-3	2-5-0	9-6-2	DNP	0-2-1
Auburn *	1-10-17	72-77	L	12-6-6	9-3-2	DNP	DNP	8-13-2	DNP	2-1-0	10-1-1	20-6-0	4-9-0	7-8-0	DNP	0-0-0
at Arkansas *	1-14-17	73-92	L	13-2-4	6-2-1	DNP	DNP	6-4-2	DNP	2-6-1	13-3-0	14-6-2	11-4-1	5-3-0	0-0-0	3-1-1
at Alabama *	1-18-17	56-68	L	16-4-7	8-5-0	DNP	DNP	2-1-0	DNP	0-1-0	3-1-0	7-5-1	4-6-1	13-2-1	DNP	3-2-0
Ole Miss *	1-21-17	71-74	L	10-5-10	0-1-2	DNP	DNP	0-0-2	DNP	0-0-0	2-4-1	11-5-0	26-8-0	13-11-0	DNP	9-3-0
at Miss. State *	1-25-17	74-89	L	9-2-4	4-3-2	DNP	DNP	1-1-1	DNP	2-2-0	18-4-0	18-8-0	13-7-1	0-3-1	DNP	9-1-1
South Carolina *	1-28-17	53-63	L	5-2-3	DNP	DNP	DNP	12-4-1	DNP	0-0-0	6-4-2	2-5-0	7-8-0	18-8-0	DNP	3-3-2
at Florida *	2-2-17	54-93	L	14-3-3	0-3-0	DNP	0-1-0	10-4-0	0-1-0	5-4-1	5-4-1	6-1-0	8-4-2	0-2-0	0-0-0	6-1-0
Arkansas *	2-4-17	83-78	W	7-2-6	0-1-0	DNP	DNP	16-3-0	DNP	2-1-1	6-1-5	17-4-0	15-8-0	8-3-1	DNP	12-0-0
at Texas A&M *	2-8-17	73-76	L	9-6-7	3-2-1	DNP	DNP	12-8-2	DNP	2-1-0	5-1-1	23-7-2	9-1-4	7-1-1	0-0-0	3-0-2
Vanderbilt *	2-11-17	72-52	W	12-6-2	1-5-2	DNP	DNP	4-9-1	DNP	0-0-0	4-0-3	23-9-0	13-8-0	10-5-0	DNP	5-0-4
Alabama *	2-15-17	54-57	L	6-3-1	4-1-0	DNP	DNP	12-5-3	DNP	0-1-1	9-2-1	5-12-0	11-5-0	2-2-0	DNP	5-0-0
at Tennessee *	2-18-17	70-90	L	18-3-3	5-1-1	DNP	DNP	8-4-2	0-0-0	5-6-1	6-2-2	11-1-1	10-2-0	1-2-0	2-2-0	4-2-1
Kentucky *	2-21-17	8 PM														
at Ole Miss *	2-25-17	2:30 PM														
Texas A&M *	2-28-17	6 PM														
at Auburn *	3-4-17	2:30 PM														



#1 AT A GLANCE

Games Where #1...	2016-17	Career
Scored 5+ points	21	43
Scored 10+ points	12	23
Scored 15+ points	5	8
Scored 20+ points	2	2
Hit 2+ 3-pointers	9	16
Recorded 3+ rebounds	19	40
Recorded 5+ rebounds	8	22
Dished 3+ assists	18	39
Dished 5+ assists	13	21
Recorded 3+ steals	3	7
Played 20+ minutes	24	52
Played 30+ minutes	12	22

#1 Game & Career Highs...

2016-17	Career
21, vs. Xavier	21, vs. Xavier
11-17-16 PTS	11-17-16
7, Twice	7, Twice
FGM	
17, at Georgia	17, at Georgia
1-7-17 FGA	1-7-17
5, Twice	5, Twice
3PTM	
12, at Georgia	12, at Georgia
1-7-17 3PTA	1-7
6, vs. Xavier	6, vs. Xavier
11-17-16 FTM	11-17-16
8, vs. Auburn	8, vs. Auburn
1-10-17 FTA	1-10-17
8, Twice	10, Twice
REB	-
10, vs. Ole Miss	10, vs. Ole Miss
1-21-17 AST	1-21-17
3, vs. Auburn	3, vs. Auburn
1-10-17 BLKS	1-10-17
5, vs. Miami (Ohio)	5, Twice
12-6-16 STLS	-
40, vs. Xavier	40, vs. Xavier
11-17-16 MIN	11-17-16

TERRENCE PHILLIPS

SO | G | 5-11 | 180

Orange County, Calif. // Oak Hill Academy (Va.)



PHILLIPS CAREER STATS

SEASON	G-GS	MIN	MPG	FG-A	FG%	3FG-A	3FG%	FT-A	FT%	OFF	DEF	REB	AVG.	AST/TO	BS/S	TP	AVG.
2015-16	31-31	813	26.2	81-212	.382	29-90	.322	52-72	.722	20	110	130	4.2	107 / 71	3 / 40	243	7.8
2016-17	26-17	727	28.0	79-218	.362	39-110	.355	61-82	.744	5	101	106	4.1	116 / 69	3 / 37	258	9.9
TOTAL	57-48	1540	27.0	160-430	.372	68-200	.340	113-154	.734	25	211	236	4.1	223 / 140	6 / 77	501	8.8

PHILLIPS 2016-17 GAME-BY-GAME

Opponent	Date	GS	Min	FG	FGA	Pct	3FG	FGA	Pct	FT	FTA	Pct	Off	Def	Tot	Avg	PF	FO	A	TO	Blk	Stl	Pts	Avg
ALABAMA A&M	11-13-16	*	20	2-3	.667		0-0	.000		3-5	.600		0	3	3	3.0	2	0	5	3	0	0	7	7.0
vs Xavier	11-17-16	*	40	7-16	.438		1-6	.167		6-6	1.000		0	7	7	5.0	5	1	5	2	0	1	21	14.0
vs Davidson	11-18-16	*	24	0-8	.000		0-3	.000		1-2	.500		1	2	3	4.3	3	0	6	2	0	1	1	9.7
vs Tulane	11-20-16	*	28	1-6	.167		0-0	.000		0-0	.000		0	2	2	3.8	2	0	1	3	0	1	2	7.8
NW STATE	11-26-16	*	20	1-2	.500		1-1	1.000		0-0	.000		0	3	3	3.6	3	0	8	2	0	1	3	6.8
NC CENTRAL	11-28-16	*	21	6-10	.600		5-7	.714		0-0	.000		0	4	4	3.7	5	1	1	1	0	0	17	8.5
WESTERN KENTUCKY	12-3-16	*	33	2-6	.333		1-5	.200		1-2	.500		0	8	8	4.3	2	0	5	5	0	2	6	8.1
MIAMI (OHIO)	12-6-16	*	26	1-8	.125		1-6	.167		4-4	1.000		0	8	8	4.8	4	0	6	0	0	5	7	8.0
ARIZONA	12-10-16	*	16	0-3	.000		0-0	.000		3-5	.600		0	2	2	4.4	3	0	2	2	0	0	3	7.4
E. ILLINOIS	12-17-16	*	26	1-6	.167		1-4	.250		5-6	.833		0	3	3	4.3	3	0	7	3	0	1	8	7.5
vs Illinois	12-21-16	*	29	5-12	.417		3-5	.600		1-2	.500		0	4	4	4.3	2	0	0	1	0	1	14	8.1
LIPSCOMB	12-29-16	*	33	2-9	.222		0-3	.000		2-2	1.000		0	4	4	4.3	5	1	4	2	0	1	6	7.9
LSU *	1-4-17		30	4-10	.400		2-7	.286		2-2	1.000		0	7	7	4.5	3	0	8	1	0	2	12	8.2
at Georgia*	1-7-17		31	7-17	.412		5-12	.417		1-2	.500		0	4	4	4.4	4	0	2	1	0	2	20	9.1
AUBURN*	1-10-17		32	3-9	.333		1-2	.500		5-8	.625		3	3	6	4.5	4	0	6	5	3	3	12	9.3
at Arkansas*	1-14-17		31	3-10	.300		3-8	.375		4-4	1.000		0	2	2	4.4	3	0	4	2	0	2	13	9.5
at Alabama*	1-18-17		33	5-10	.500		3-5	.600		3-5	.600		0	4	4	4.4	5	1	7	4	0	4	16	9.9
OLE MISS*	1-21-17		33	3-12	.250		2-7	.286		2-3	.667		0	5	5	4.4	5	1	10	5	0	2	10	9.9
at Miss. State*	1-25-17		28	3-6	.500		1-4	.250		2-2	1.000		0	2	2	4.3	5	1	4	3	0	0	9	9.8
S. CAROLINA*	1-28-17		22	2-7	.286		0-4	.000		1-1	1.000		0	2	2	4.2	5	1	3	2	0	0	5	9.6
at Florida*	2-2-17		26	5-10	.500		4-6	.667		0-3	.000		0	3	3	4.1	4	0	3	2	0	1	14	9.8
ARKANSAS*	2-4-17	*	24	1-5	.200		0-2	.000		5-6	.833		0	2	2	4.0	4	0	6	2	0	2	7	9.7
at Texas A&M*	2-8-17	*	32	3-9	.333		1-3	.333		2-2	1.000		0	6	6	4.1	3	0	7	3	0	1	9	9.7
VANDERBILT	2-11-17	*	33	5-11	.455		0-3	.000		2-2	1.000		1	5	6	4.2	2	0	2	6	0	2	12	9.8
ALABAMA*	2-15-17	*	22	1-4	.250		0-1	.000		4-5	.800		0	3	3	4.1	2	0	1	3	0	0	6	9.6
at Tennessee*	2-18-17	*	34	6-9	.667		4-6	.667		2-3	.667		0	3	3	4.1	2	0	3	4	0	2	18	9.9
Kentucky *	2-21-17																							
at Ole Miss *	2-25-17																							
Texas A&M *	2-28-17																							
at Auburn *	3-4-17																							

2016-17 (SOPHOMORE):

- Posted his 200th career assist in game against South Carolina (Jan. 28).
- Recorded his second career double-double against Ole Miss (Jan. 21), scoring 10 points (3-of-12 FG, 2-of-7 3PT, 2-of-3 FT), while dishing out a career-high assists 10 assists.
- Second 20-point game of his career with 20 points (7-of-17 FG, 5-of-12 3PT, 1-of-2 FT) at Georgia (Jan. 7), leading the Tigers in scoring off the bench (31 min.).
- First game of career coming off bench vs. LSU (Jan. 4) and matched career-best in assists (8) in 30 minutes of action.
- Filled the stat line vs. Miami (Ohio) on Dec. 6, scoring seven points while grabbing eight rebounds, dishing out six assists and grabbing five steals.
- Snagged a season-high eight rebounds and dished out five assists in a victory over Western Kentucky. Drained a career-high five three-pointers vs. NC Central (Nov. 28), leading the team in scoring with 17 points.
- Dished a career-high eight assists vs. Northwestern State (Nov. 26), his 12th career game of five assists or more.
- Career-best 21 points (7-of-16 FG, 1-of-6 3PT, 6-of-6 FT) vs. No. 11 Xavier (Nov. 17) at the Tire Pros Invitational in Orlando - the first 20-point game of his career.

2015-16 (FRESHMAN):

- One of two Tigers to start all 31 games of the 2015-16 campaign, averaging 7.8 points, 4.2 rebounds and 3.5 assists per game.
- Recorded 107 assists, a mark that ranks as the third-best freshman total in program history (117 - Phil Pressey; 109 - Jimmy McKinney).
- Trended upward to close his first collegiate season, averaging 10.3 points per game over the final three games of 2015-16, including the first double-double (10 points, 10 rebounds) of his career in the season finale vs. Florida (March 5).
- Twice pulled down a season-high 10 rebounds over Mizzou's final three games, first doing so vs. Texas A&M (Feb. 27) before repeating against the Gators (March 5).

- Matched his season-high in assists (7) three times, including in the season finale vs. Florida (March 5).
- Compiled a team-leading 40 steals, with his 2.9 steal percentage ranking seventh-best in the Southeastern Conference (2.9 percent of Mizzou's possessions that Phillips was on the court for, he recorded a steal).
- Ranked 13th in the conference overall and second out of freshmen in terms of assist rate (26.9), which is assists divided by the field goals made by teammates while on the court.
- Knocked down 29-of-90 three-point field goal attempts (32.2 percent), the fourth-highest deep range makes on the squad.
- Hit multiple three-pointers in seven games, including a season-best three on five separate occasions.

OAK HILL ACADEMY:

- Led national powerhouse Oak Hill Academy (Mouth of Wilson, Va.) to an 88-4 record as the team's starting point guard his last two seasons.
- Averaged 8.7 assists, 7.7 points and 4.2 steals per game while leading Oak Hill to a 47-1 season as a senior, with the squad also spending 10 weeks as the nation's No. 1-ranked boys basketball team.
- Broke Oak Hill's career assists record that was previously held by former North Carolina standout Jeff McInnis.

PERSONAL:

- Son of Alice Knox and Ted Phillips, and born on Jan. 12, 1996, in Los Angeles, California.
- Athlete he most looks up to and models his game after is Chris Paul.
- Favorite TV show is 'Friends'.
- Considered Mizzou the most in the recruiting process due to the Tigers coaching staff's ongoing presence.
- Names NBA star Kobe Bryant as most influential person he has met.

NCAA APPEARANCES: '44, '76, '78, '80, '81, '82, '83, '86, '87, '88, '89, '90, '92, '93, '95, '99, '00, '01, '02, '03, '09, '10, '11, '12, '13



FRANKIE HUGHES

FR | G | 6-4 | 192

Cleveland, Ohio // Garfield Heights HS



HUGHES CAREER STATS

SEASON	G-GS	MIN	MPG	FG-A	FG%	3FG-A	3FG%	FT-A	FT%	OFF	DEF	REB	AVG.	AST/TO	BS/S	TP	AVG.
2016-17	24-11	448	18.7	59-206	.286	31-126	.246	23-42	.548	12	49	61	2.5	27/32	1/15	172	7.2
TOTAL	24-11	448	18.7	59-206	.286	31-126	.246	23-42	.548	12	49	61	2.5	27/32	1/15	172	7.2

#3 AT A GLANCE

Games Where #3...	2016-17
Scored 10+ points	7
Scored 15+ points	3
Scored 20+ points	2
Hit 5+ FGs	4
Hit 2+ 3-pointers	8
Hit 5+ 3-pointers	1
Recorded 3+ rebounds	9
Dished 3+ assists	1
Recorded 3+ steals	1
Played 20+ minutes	12
Played 30+ minutes	2

#3 Game & Career Highs...

2016-17	Career
24, vs. Xavier	-
11-17-16 PTS	-
9, vs. Alabama A&M	-
11-13-16 FGM	-
20, vs. Xavier	-
11-17-16 FGA	-
5, vs. Xavier	-
11-17-16 3PTM	-
13, vs. Xavier	-
11-17-16 3PTA	-
5, twice	-
- FTM	-
6, twice	-
- FTA	-
5, 4 times	-
- REB	-
3 vs. Xavier	-
11-17-16 AST	-
1, vs. Alabama A&M	-
11-13-16 BLKS	-
3, vs. Xavier	-
11-17-16 STLS	-
41, vs. Xavier	-
11-17-16 MIN	-

HUGHES 2016-17 GAME-BY-GAME

Opponent	Date	GS	Min	FG	FGA	Pct	3FG	FGA	Pct	FT	FTA	Pct	Off	Def	Tot	Avg	PF	FO	A	TO	Blk	Stl	Pts	Avg
ALABAMA A&M	11-13-16	*	21	9-14	.643		4-9	.444		1-4	.250		1	1	2	2.0	0	0	1	1	1	2	23	23.0
vs Xavier	11-17-16	*	41	8-20	.400		5-13	.385		3-5	.600		2	3	5	3.5	1	0	3	4	0	3	24	23.5
vs Davidson	11-18-16	*	25	1-11	.091		0-4	.000		0-1	.000		0	2	2	3.0	2	0	2	3	0	1	2	16.3
vs Tulane	11-20-16	*	20	6-13	.462		2-7	.286		0-0	.000		1	3	4	3.3	0	0	1	2	0	1	14	15.8
NW STATE	11-26-16	*	20	3-11	.273		2-8	.250		3-4	.750		0	2	2	3.0	1	0	1	2	0	0	11	14.8
NC CENTRAL	11-28-16	*	23	3-14	.214		1-8	.125		0-2	.000		2	2	4	3.2	2	0	1	0	0	1	7	13.5
WESTERN KENTUCKY	12-3-16	*	35	5-15	.333		3-10	.300		5-6	.833		1	3	4	3.3	2	0	1	2	0	1	18	14.1
MIAMI (OHIO)	12-6-16	*	26	4-16	.250		3-11	.273		2-3	.667		1	1	2	3.1	3	0	2	0	0	2	13	14.0
ARIZONA	12-10-16	*	29	2-13	.154		1-8	.125		5-6	.833		1	4	5	3.3	1	0	1	0	0	1	10	13.6
E. ILLINOIS	12-17-16	*	23	2-6	.333		1-3	.333		0-0	.000		0	1	1	3.1	3	0	0	2	0	0	5	12.7
vs Illinois	12-21-16	*	21	1-11	.091		1-5	.200		0-0	.000		0	0	0	2.8	2	0	1	0	0	0	3	11.8
Lipscomb	12-29-16		DNP	Coach's Decision																				
LSU *	1-4-17		15	0-3	.000		0-3	.000		0-0	.000		0	2	2	2.8	0	0	2	0	0	1	0	10.8
at Georgia*	1-7-17		11	1-8	.125		0-5	.000		0-0	.000		0	1	1	2.6	0	0	0	0	0	1	2	10.2
AUBURN*	1-10-17		14	3-9	.333		1-5	.200		2-3	.667		1	2	3	2.6	1	0	2	1	0	0	9	10.1
at Arkansas*	1-14-17		17	2-7	.286		2-6	.333		0-0	.000		0	2	2	2.6	0	0	1	4	0	0	6	9.8
at Alabama*	1-18-17		23	3-6	.500		2-3	.667		0-3	.000		0	5	5	2.8	4	0	0	2	0	0	8	9.7
OLE MISS*	1-21-17		4	0-2	.000		0-2	.000		0-0	.000		1	0	1	2.6	2	0	2	1	0	0	0	9.1
at Miss. State*	1-25-17		13	2-5	.400		0-1	.000		0-0	.000		0	3	3	2.7	2	0	2	2	0	0	4	8.8
S. Carolina *	1-28-17		DNP	Coach's Decision																				
at Florida*	2-2-17		15	0-8	.000		0-4	.000		0-0	.000		0	3	3	2.7	2	0	0	1	0	0	0	8.4
ARKANSAS*	2-4-17		5	0-0	.000		0-0	.000		0-0	.000		0	1	1	2.6	2	0	0	1	0	0	0	8.0
at Texas A&M*	2-8-17		12	1-3	.333		1-3	.333		0-1	.000		0	2	2	2.6	0	0	1	0	0	1	3	7.7
VANDERBILT	2-11-17		9	0-3	.000		0-1	.000		1-2	.500		1	4	5	2.7	0	0	2	1	0	0	1	7.4
ALABAMA*	2-15-17		13	1-4	.250		1-4	.250		1-2	.500		0	1	1	2.6	1	0	0	1	0	0	4	7.3
at Tennessee*	2-18-17		13	2-4	.500		1-3	.333		0-0	.000		0	1	1	2.5	3	0	1	2	0	0	5	7.2
Kentucky *	2-21-17																							
at Ole Miss *	2-25-17																							
Texas A&M *	2-28-17																							
at Auburn *	3-4-17																							

2016-17 (FRESHMAN):

- Matched season-high with five rebounds in the win vs. Vanderbilt (Feb. 11), including a momentum-building offensive board late in second half action.
- Continued stretch of making multiple three-pointers in each of Mizzou's five victories, draining three shots from beyond the arc in a win over Miami (Ohio) on Dec. 6, scoring 13 points.
- Led the Tigers in scoring (18 points) in the win over Western Kentucky (Dec. 3), draining two three-pointers and connecting on 5-of-6 from the free throw line.
- Picked up his third double-digit scoring performance out of four games to start his career with 14 points vs. Tulane (Nov. 20) at the Tire Pros Invitational in Orlando, Fla.
- Became the first Tiger to ever start his career with back-to-back 20-point games with 24 points vs. No. 11 Xavier (Nov. 17) at the Tire Pros Invitational in Orlando, Fla.
- Matched the program record for a freshman debut with his 23 points vs. Alabama A&M (Nov. 13), equaling all-time great Steve Stipanovich, who scored 23 points for Mizzou as a freshman against Southwest Texas State in 1979.

GARFIELD HEIGHTS HIGH SCHOOL:

- Averaged 19.0 points and 5.0 rebounds per game as a senior for Garfield Heights in 2015-16, leading head coach Sonny Johnson's squad to a strong 23-5 record and a second consecutive Ohio Division I State Semifinals appearance.
- Played alongside fellow Mizzou freshman Willie Jackson, who were both named to the Associated Press' Division I All-Ohio First Team to close their senior seasons.
- Honored to *cleveland.com*'s boys basketball All-Star team for his efforts following the 2015-16 season.
- Scored 20-or-more points on five separate occasions as a senior, including an impressive 20-point outing in Garfield's double-overtime win over Shaw that earned the school the regional crown.

- Ranked as highly as the 11th-best high school prospect in the state of Ohio during his senior season, according to *247sports.com*.
- Previously signed a national letter of intent to Louisville before asking for his release, while also considering interest from Miami (Fla.), Texas A&M, VCU, Wichita State and Wisconsin, among others, at the time.

PERSONAL:

- Son of Shondra and Terry Hughes, and born on Nov. 11, 1997.
- Was sold on Mizzou during the recruiting process thanks to a strong connection with the coaching staff and feeling a sense of family within the program.

NCAA APPEARANCES: '44, '76, '78, '80, '81, '82, '83, '86, '87, '88, '89, '90, '92, '93, '95, '99, '00, '01, '02, '03, '09, '10, '11, '12, '13

#4 AT A GLANCE

FR | F | 6-9 | 215

[illegible][illegible]

- Averaged 12.6 points and 6.6 rebounds per game while helping power Layton to the Utah Class 5A State Championship semifinals as a senior in 2015-16.
- Substantial growth spurt leading up to his final season for Layton head coach Kelby Miller, evolving from a wing player into an all-state honorable mention forward to close his career.
- Helped the Lancers to their first state title since 1988 as a junior in 2014-15, chipping in 11 points in the championship game of Utah's largest high school division.
- Layton and Kemp overcame a 13-point second-half deficit to edge Brighton High School, 48-46, to take the crown.
- Blossomed as a senior forward, nearly doubling his scoring average from his junior season (6.9 points per game).
- Selected to play in the Utah High School Basketball Coaches Association's Senior All-Star Game at the conclusion of his final Layton season.
- Also earned all-state honorable mention from *The Deseret News*.
- Drew heavy interest from other programs throughout the summer of 2016, including LSU, Georgia Tech, Memphis, TCU and Southern Miss.

- Born on Sept. 22, 1997.
- Given first name is “Kedric”, but chooses to go by his middle name, “Jakoby”.
- Older brother, Marcus Kemp, is a senior wide receiver at Hawaii.
- Mother, Karen Martin, and step father, Derrick Martin, reside in Layton.
- Chose Mizzou due to his immediate connection with the Mizzou coaching staff, the reputation of the Southeastern Conference and his desire to help build the Tigers basketball program.

12

#MIZ



MITCHELL SMITH

FR | F | 6-10 | 210

Van Buren, Ark. // Van Buren HS



#5 AT A GLANCE

Games Where #5..	2016-17
Scored 5+ points	2
Scored 10+ points	-
Hit 2+ FGs	3
Recorded 3+ rebounds	2
Recorded 5+ rebounds	1
Recorded 2+ blocks	-
Played 10+ minutes	4

#5 Game & Career Highs...

2016-17	Career
7, vs. Alabama A&M	-
11-13-16	PTS
3, twice	-
11-13-16	FGM
4, vs. Alabama A&M	-
11-13-16	FGA
-	-
-	3PTM
-	-
-	3PTA
2, twice	-
-	FTM
3, vs. Alabama A&M	-
11-13-16	FTA
5, vs. Alabama A&M	-
11-13-16	REB
1, twice	-
-	AST
1, 4 times	-
-	BLKS
-	-
-	STLS
15, vs. Arizona	-
12-10-16	MIN

SMITH CAREER STATS

SEASON	G-GS	MIN	MPG	FG-A	FG%	3FG-A	3FG%	FT-A	FT%	OFF	DEF	REB	AVG.	AST / TO	BS / S	TP	AVG.
2016-17	11-0	83	7.5	10-17	.588	0-0	.000	6-14	.429	3	16	19	1.7	2 / 7	4 / 3	26	2.4
TOTAL	11-0	83	7.5	10-17	.588	0-0	.000	6-14	.429	3	16	19	1.7	2 / 7	4 / 3	26	2.4

SMITH 2016-17 GAME-BY-GAME

Opponent	Date	GS	Min	FG	FGA	Pct	3FG	FGA	Pct	FT	FTA	Pct	Off	Def	Tot	Avg	PF	FO	A	TO	Blk	Stl	Pts	Avg
ALABAMA A&M	11-13-16	13	3-4	.750	0-0	.000	1-3	.333	1	4	5	5.0	2	0	0	1	1	0	7	7.0				
vs Xavier	11-17-16	2	0-0	.000	0-0	.000	0-2	.000	1	0	1	3.0	1	0	0	0	0	0	0	0	0	0	3.5	
vs. Davidson	11-18-16	DNP	-	-	-	-	-	-	-	-	-	-	-	-	-	-	-	-	-	-	-	-	-	-
vs. Tulane	11-20-16	DNP	-	-	-	-	-	-	-	-	-	-	-	-	-	-	-	-	-	-	-	-	-	-
NW STATE	11-26-16	8	3-3	1.000	0-0	.000	0-0	.000	0-0	.000	0	2	2	2.7	2	0	0	2	1	0	0	6	4.3	
NC CENTRAL	11-28-16	8	0-1	.000	0-0	.000	2-2	1.000	0	0	0	2.0	2	0	1	0	0	0	0	2	3.8			
WESTERN KENTUCKY	12-3-16	12	0-1	.000	0-0	.000	0-1	.000	0	3	3	2.2	2	0	0	0	0	1	0	0	1	0	3.0	
MIAMI (OHIO)	12-6-16	10	1-2	.500	0-0	.000	2-2	1.000	0	2	2	2.2	3	0	0	0	1	1	4	3.2				
ARIZONA	12-10-16	15	2-3	.667	0-0	.000	1-2	.500	0	2	2	2.1	1	0	0	0	1	0	5	3.4				
EASTERN ILLINOIS	12-17-16	4	0-0	.000	0-0	.000	0-0	.000	0	0	0	1.9	0	0	0	0	0	0	0	0	0	0	3.0	
vs Illinois	12-21-16	1	0-0	.000	0-0	.000	0-0	.000	0	0	0	1.7	2	0	0	1	0	0	0	0	0	0	2.7	
LIPSCOMB	12-29-16	6	1-2	.500	0-0	.000	0-0	.000	0-0	.000	0	2	2	1.7	1	0	1	1	0	1	2	2.6		
LSU *	1-4-17	4	0-1	.000	0-0	.000	0-2	.000	1	1	2	1.7	0	0	0	2	0	0	0	0	0	0	2.4	
at Georgia *	1-7-17	DNP	-	-	-	-	-	-	-	-	-	-	-	-	-	-	-	-	-	-	-	-	-	-
Auburn *	1-10-17	DNP	-	-	-	-	-	-	-	-	-	-	-	-	-	-	-	-	-	-	-	-	-	-
at Arkansas *	1-14-17	DNP	-	-	-	-	-	-	-	-	-	-	-	-	-	-	-	-	-	-	-	-	-	-
at Alabama *	1-18-17	DNP	-	-	-	-	-	-	-	-	-	-	-	-	-	-	-	-	-	-	-	-	-	-
Ole Miss *	1-21-17	DNP	-	-	-	-	-	-	-	-	-	-	-	-	-	-	-	-	-	-	-	-	-	-
at Miss. State *	1-25-17	DNP	-	-	-	-	-	-	-	-	-	-	-	-	-	-	-	-	-	-	-	-	-	-
S. Carolina *	1-28-17	DNP	-	-	-	-	-	-	-	-	-	-	-	-	-	-	-	-	-	-	-	-	-	-
at Florida *	2-2-17	DNP	-	-	-	-	-	-	-	-	-	-	-	-	-	-	-	-	-	-	-	-	-	-
Arkansas *	2-4-17	DNP	-	-	-	-	-	-	-	-	-	-	-	-	-	-	-	-	-	-	-	-	-	-
at Texas A&M *	2-8-17	DNP	-	-	-	-	-	-	-	-	-	-	-	-	-	-	-	-	-	-	-	-	-	-
Vanderbilt *	2-11-17	DNP	-	-	-	-	-	-	-	-	-	-	-	-	-	-	-	-	-	-	-	-	-	-
Alabama *	2-15-17	DNP	-	-	-	-	-	-	-	-	-	-	-	-	-	-	-	-	-	-	-	-	-	-
at Tennessee *	2-18-17	DNP	-	-	-	-	-	-	-	-	-	-	-	-	-	-	-	-	-	-	-	-	-	-
Kentucky *	2-21-17	-	-	-	-	-	-	-	-	-	-	-	-	-	-	-	-	-	-	-	-	-	-	-
at Ole Miss *	2-25-17	-	-	-	-	-	-	-	-	-	-	-	-	-	-	-	-	-	-	-	-	-	-	-
Texas A&M *	2-28-17	-	-	-	-	-	-	-	-	-	-	-	-	-	-	-	-	-	-	-	-	-	-	-
at Auburn *	3-4-17	-	-	-	-	-	-	-	-	-	-	-	-	-	-	-	-	-	-	-	-	-	-	-

2016-17 (FRESHMAN):

- Sideline for the remainder of the 2016-17 season after suffering a knee injury vs. LSU (Jan. 4).
- Season-high minutes vs. No. 20 Arizona (Dec. 10) to that point in the season, playing 15 minutes off the bench with five points and two rebounds.
- Seven points (3-of-4 FG, 1-of-3 FT) in his collegiate debut vs. Alabama A&M (Nov. 13), playing 13 minutes off the bench.

VAN BUREN HIGH SCHOOL:

- Averaged 19.2 points and 9.9 rebounds per game for Van Buren High School and head coach Randy Loyd as a senior in 2015-16.
- Broke Van Buren's career scoring record halfway through his senior season, reaching 1,359 points and surpassing a 35-year old record.
- Set career marks at Van Buren in several categories, including points (1,559), rebounds (865), blocks (163) and double-doubles (36).
- Led the Pointers to back-to-back Arkansas Class 7A State Championship semifinal appearances, as well as consecutive outright conference championships.
- Earned Arkansas Player of the Year Recognition from the *Southwest Times* following his standout senior campaign.

PERSONAL:

- Grew up focusing on baseball, but switched to basketball exclusively heading into high school as a 6-7 freshman-to-be.
- Enjoyed the connection he made with the Mizzou coaching staff during the recruiting process.
- Son of Selvin Smith and born on Oct. 28, 1997.

NCAA APPEARANCES: '44, '76, '78, '80, '81, '82, '83, '86, '87, '88, '89, '90, '92, '93, '95, '99, '00, '01, '02, '03, '09, '10, '11, '12, '13



Games Where #10...	2016-17
Scored 5+ points	-
Scored 10+ points	-
Scored 15+ points	-
Hit 2+ 3-pointers	-
Recorded 3+ rebounds	-
Recorded 5+ rebounds	-
Dished 3+ assists	-
Dished 5+ assists	-
Recorded 3+ steals	-
Played 20+ minutes	-
Played 30+ minutes	-

2016-17		Career
-		-
-	PTS	-
-		-
-	FGM	-
1, at Florida		-
2-2-17	FGA	-
-		-
-	3PTM	-
-		-
-	3PTA	-
-		-
-	FTM	-
-		-
-	FTA	-
1, Twice		-
-	REB	-
-		-
-	AST	-
-		-
-	BLKS	-
1, at Florida		-
2-2-17	STLS	-
2, twice		-
	MIN	-

Burlington, Ill. // Burlington Central HS // Elgin Community College (Ill.)

SEASON	G-GS	MIN	MPG	FG-A	FG%	3FG-A	3FG%	FT-A	FT%	OFF	DEF	REB	AVG.	AST/TO	BS/S	TP	AVG.
2016-17	4-0	6	1.5	0-1	.000	0-0	.000	0-0	.000	2	0	2	0.5	0/1	0/1	0	0.0
TOTAL	4-0	6	1.5	0-1	.000	0-0	.000	0-0	.000	2	0	2	0.5	0/1	0/1	0	0.0

[illegible]

- ▶ Earned Second Team NJCAA All-America recognition as a sophomore at Elgin Community College (NJCAA Div. II) during the 2015-16 season.
- ▶ Averaged 15.5 points, 5.2 rebounds and 2.9 assists per game while leading head coach Reed Nobsch's Spartans to a 20-11 record and Skyway Conference championship.
- ▶ Efficient from the floor, hitting on 44.9 percent of his overall field goals attempts (172-of-383) and 35.8 percent of his three-point tries (29-of-81).
- ▶ Averaged a strong 19.6 points per game for Elgin in the final five-game stretch of his junior college career.
- ▶ Surged as a sophomore at Elgin after posting 4.0 points and 2.3 rebounds per game as a freshman in 2014-15.
- ▶ Took Mizzou coaching staff up on opportunity to join squad as a preferred walk-on over a handful of Division II scholarship offers.

- ▶ Helped lead Burlington Central High School to an 18-9 record as a senior in 2013-14.
- ▶ Also played soccer for Burlington Central, taking the pitch at goalkeeper.
- ▶ Once scored eight goals on his own during a high school soccer match.

► Son of Dawn Rau and Dave Prose, and born on July 24, 1996.

14

#MIZ



K.J. WALTON

SO | G | 6-3 | 200

Indianapolis, Ind. // Brownsburg HS



#11 AT A GLANCE

Games Where #11..	2016-17	Career
Scored 5+ points	17	33
Scored 10+ points	9	18
Scored 15+ points	3	3
Hit 5+ FGs	4	4
Hit 2+ 3-pointers	-	3
Hit 5+ free throws	5	8
Recorded 5+ rebounds	6	8
Multiple assists	11	15
Dished 3+ assists	1	4
Multiple steals	11	14
Played 20+ minutes	12	17
Played 30+ minutes	4	6

#11 Game & Career Highs...

2016-17	Career
20, vs. Tulane	20, vs. Tulane
11-20-16	PTS 11-20-16
6, 3 times	6, 3 times
FGM	
12, at Texas A&M	12, at Texas A&M
2-10-17	FGA 2-10-17
1, 4 times	3, at LSU
-	3PTM 3-1-16
3, vs. Arkansas	4, Florida
2-4-17	3PTA 3-5-16
8, vs. Tulane	9, UMES
11-20-16	FTM 11-15-15
9, Twice	10, UMES
FTA	11-15-15
13, vs. Auburn	13, vs. Auburn
1-10-17	REB 1-10-17
3, vs. Alabama	4, at Ole Miss
2-15-17	AST 2-23-16
-	1, Twice
-	BLKS
4, vs. NW State	4, vs. NW State
11-26-16	STLS 11-26-16
31, at Tennessee	31, Twice
2-18-17	MIN -

WALTON CAREER STATS

SEASON	G-GS	MIN	MPG	FG-A	FG%	3FG-A	3FG%	FT-A	FT%	OFF	DEF	REB	AVG.	AST / TO	BS / S	TP	AVG.
2015-16	31-7	427	13.8	50-115	.435	11-30	.367	54-78	.692	24	34	58	1.9	27 / 23	2 / 14	165	5.3
2016-17	26-14	523	20.1	62-152	.408	5-20	.250	68-107	.636	37	58	95	3.7	29 / 34	0 / 33	197	7.6
TOTAL	57-21	950	16.7	112-267	.419	16-50	.320	122-185	.659	61	92	153	2.7	56 / 57	2 / 47	362	6.4

WALTON 2015-16 GAME-BY-GAME

Opponent	Date	GS	Min	FG	FGA	Pct	3FG	FGA	Pct	FT	FTA	Pct	Off	Def	Tot	Avg	PF	FO	A	TO	Blk	Stl	Pts	Avg
ALABAMA A&M	11-13-16	18	4-6	.667	0-0	.000	1-2	.500	1	1	2	2.0	2	0	2	1	0	2	1	0	2	9	9.0	
vs Xavier	11-17-16	8	0-0	.000	0-0	.000	0-0	.000	0	0	0	1.0	2	0	0	1	0	0	0	0	0	4	4.5	
vs Davidson	11-18-16	17	2-6	.333	0-1	.000	2-2	1.000	3	3	6	2.7	2	0	1	2	0	1	2	0	1	6	5.0	
vs Tulane	11-20-16	19	6-8	.750	0-1	.000	8-9	.889	1	3	4	3.0	2	0	2	0	0	3	20	8.8				
NW STATE	11-26-16	20	6-10	.600	0-0	.000	7-7	1.000	3	1	4	3.2	1	0	0	1	0	4	19	10.8				
NC CENTRAL	11-28-16	17	0-7	.000	0-0	.000	1-2	.500	4	0	4	3.3	3	0	1	1	0	0	1	0	1	9	9.2	
WESTERN KENTUCKY	12-3-16	14	1-4	.250	0-1	.000	0-2	.000	3	2	5	3.6	1	0	1	1	0	1	2	8.1				
MIAMI (OHIO)	12-6-16	19	1-6	.167	0-2	.000	0-4	.000	1	3	4	3.6	0	0	2	1	0	0	2	7.4				
ARIZONA	12-10-16	11	2-3	.667	0-0	.000	1-3	.333	0	1	1	3.3	0	0	1	1	0	1	5	7.1				
EASTERN ILLINOIS	12-17-16	14	3-5	.600	0-0	.000	3-5	.600	0	0	0	3.0	2	0	0	0	0	2	9	7.3				
vs Illinois	12-21-16	3	0-0	.000	0-0	.000	0-0	.000	0	0	0	2.7	0	0	0	0	0	1	0	6.6				
LIPSCOMB	12-29-16	15	2-4	.500	0-0	.000	5-5	1.000	2	1	3	2.8	1	0	0	1	0	0	9	6.8				
LSU *	1-4-17 *	28	4-11	.364	0-2	.000	3-7	.429	1	2	3	2.8	2	0	2	0	0	0	11	7.2				
at Georgia*	1-7-17 *	28	3-5	.600	0-1	.000	7-9	.778	1	2	3	2.8	3	0	1	6	0	2	13	7.6				
AUBURN*	1-10-17 *	29	2-6	.333	0-0	.000	4-6	.667	3	10	13	3.5	4	0	2	2	0	3	8	7.6				
at Arkansas*	1-14-17 *	23	1-4	.250	1-2	.500	3-6	.500	0	4	4	3.5	1	0	2	2	0	0	6	7.5				
at Alabama*	1-18-17 *	15	1-4	.250	0-1	.000	0-0	.000	0	1	1	3.4	2	0	0	1	0	2	2	7.2				
OLE MISS*	1-21-17 *	16	0-4	.000	0-0	.000	0-0	.000	0	0	0	3.2	0	0	2	0	0	0	0	6.8				
at Miss. State*	1-25-17 *	13	0-2	.000	0-0	.000	1-2	.500	1	0	1	3.1	1	0	1	2	0	0	1	6.5				
S. CAROLINA*	1-28-17 *	30	3-8	.375	0-0	.000	6-8	.750	2	2	4	3.1	2	0	1	2	0	1	12	6.8				
at Florida*	2-2-17 *	24	4-9	.444	1-1	1.000	1-3	.333	3	1	4	3.1	1	0	0	2	0	1	10	6.9				
ARKANSAS*	2-4-17 *	25	6-9	.667	1-3	.333	3-5	.600	0	3	3	3.1	3	0	0	1	0	2	16	7.3				
at Texas A&M*	2-8-17 *	31	5-12	.417	0-2	.000	2-2	1.000	2	6	8	3.3	2	0	2	0	0	1	12	7.5				
VANDERBILT	2-11-17 *	25	1-6	.167	0-0	.000	2-6	.333	4	5	9	3.6	1	0	1	2	0	2	4	7.4				
ALABAMA*	2-15-17 *	30	3-6	.500	1-1	1.000	5-7	.714	2	3	5	3.6	3	0	3	2	0	2	12	7.6				
at Tennessee*	2-18-17 *	31	2-7	.286	1-2	.500	3-5	.600	0	4	4	3.7	2	0	2	2	0	2	8	7.6				
Kentucky *	2-21-17																							
at Ole Miss *	2-25-17																							
Texas A&M *	2-28-17																							
at Auburn *	3-4-17																							

2016-17 (SOPHOMORE):

- Made it 5-of-6 games with 10+ points with a team-leading 12 vs. Alabama (Feb. 15), also pulling down five rebounds.
- Nine rebounds to tie for team-high in win vs. Vanderbilt (Feb. 11), including four offensive boards.
- Pulled down eight rebounds, the second-highest total of his career to date, at Texas A&M (Feb. 8), also scoring 12 points.
- 16 points (6-of-9 FG, 1-of-3 3PT, 3-of-5 FT) in the win vs. Arkansas (Feb. 4), matching his career-best in field goal makes with the effort.
- Crashed the glass hard and shattered his previous career-high for rebounds with 13 boards against Auburn (Jan. 10). Never had more than six rebounds before the 13-board output.
- Second-straight game in double figures with his second-straight start, scoring 13 points (3-of-5 FG, 7-of-9 FT) at Georgia (Jan. 7).
- 9 points (2-of-4 FG, 5-of-5 FT) vs. Lipscomb (Dec. 29) for the first time in his career shooting perfectly from the charity stripe with at least five FT attempts.
- Recorded his first back-to-back stretch of double-digit scoring with 20 points vs. Tulane (Nov. 20) and 19 points vs. Northwestern State (Nov. 26), the highest two-game point total of his career.
- Sparked Mizzou's comeback win over Tulane (Nov. 20) with 18 points in the second half.
- Posted a career-high four steals vs. Northwestern State (Nov. 26).

2015-16 (FRESHMAN):

- Started seven games while appearing in all 31 contests of his first collegiate campaign, averaging 5.3 points and 1.9 rebounds per game.
- Driving ability was apparent during his initial season wearing the Black & Gold, as he compiled the fourth-most free throw attempts on the squad (78) while ranking ninth in minutes played (427, 13.8 per game).
- Highest free throw rate (67.8) for Mizzou during the 2015-16 season, the

measure of a player's ability to get the charity stripe relative to how often he attempts to score.

- Nine games scoring in double digits with a season-best 11 points reached three times, including twice in Mizzou's final four games.

- Earned the start in his collegiate debut vs. Wofford (Nov. 13), scoring 6 points (3-of-5 FG) in the 83-74 win.

HIGH SCHOOL:

- Averaged 19.7 points, 5.0 rebounds and 1.9 steals per game for Brownsburg High School as a senior.
- Shot an impressive 44.0 percent from the floor in his final high school season.
- Captured back-to-back sectional titles at Brownsburg as the team's leading scorer, fueling the Bulldogs to a 21-7 record as a senior.
- Named an *Indy Star* Indiana All-Star at the conclusion of his final high school campaign.
- Rated a four-star prospect and ranked as the 103rd best basketball recruit in the nation by *Rivals.com*.
- Chose Mizzou over Cincinnati and Xavier.

PERSONAL:

- Son of Kenneth and Michelle Walton.
- Father, Kenneth, played basketball at Nebraska from 1981-83.
- Born on July 20, 1996, in Indianapolis, Ind.
- Enjoys watching 'Fresh Prince of Bel-Air' in his spare time.
- Favorite sports movie is *Remember the Titans*.
- Favorite professional athlete to follow is Carmelo Anthony.
- Would like to pursue a career in basketball.

NCAA APPEARANCES: '44, '76, '78, '80, '81, '82, '83, '86, '87, '88, '89, '90, '92, '93, '95, '99, '00, '01, '02, '03, '09, '10, '11, '12, '13

13



TREVOR GLASSMAN

R- JR | G | 6-3 | 205

Bedford, N.H. // New Hampton School // Manhattan*

GLASSMAN CAREER STATS

SEASON	G-GS	MIN	MPG	FG-A	FG%	3FG-A	3FG%	FT-A	FT%	OFF	DEF	REB	AVG.	AST/TO	BS/S	TP	AVG.
2013-14*	4-0	3	0.8	0-3	.000	0-2	.000	0-0	.000	0	0	0	0.0	0/0	0/0	0	0.0
2014-15*	11-2	26	2.4	2-11	.182	2-11	.182	1-2	.500	1	0	1	0.1	0/2	0/0	7	0.6
2016-17	5-0	9	1.8	0-4	.000	0-3	.000	0-0	.000	0	2	2	0.4	1/2	0/1	0	0.0
TOTAL	20-0	38	1.9	2-18	.111	2-16	.125	1-2	.500	1	2	3	0.2	1/4	0/1	7	0.4

#13 AT A GLANCE

Games Where #13... 2016-17

Scored 5+ points	-
Scored 10+ points	-
Scored 15+ points	-
Hit 2+ 3-pointers	-
Recorded 3+ rebounds	-
Recorded 5+ rebounds	-
Dished 3+ assists	-
Dished 5+ assists	-
Recorded 3+ steals	-
Played 20+ minutes	-
Played 30+ minutes	-

#13 Game & Career Highs...

2016-17 Career

-	-
-	PTS
-	-
-	FGM
1, twice	-
-	FGA
-	-
-	3PTM
1, twice	-
-	3PTA
-	-
-	FTM
-	-
-	FTA
1, vs. Alabama A&M	-
11-13-16	REB
1, vs. Alabama A&M	-
11-13-16	AST
-	-
-	BLKS
1, at Florida	-
2-2-17	STLS
3, vs. Miami (OH)	-
12-6-16	MIN

GLASSMAN 2016-17 GAME-BY-GAME

Opponent	Date	GS	Min	FG	FGA	Pct	3FG	FGA	Pct	FT	FTA	Pct	Off	Def	Tot	Avg	PF	FO	A	TO	Blk	Stl	Pts	Avg
ALABAMA A&M	11-13-16		2	0-0	.000		0-0	.000		0-0	.000		0	1	1	1.0	0	0	1	1	0	0	0	0.0
vs. Xavier	11-17-16		DNP - Coach's Decision																					
vs. Davidson	11-18-16		DNP - Coach's Decision																					
vs. Tulane	11-20-16		DNP - Coach's Decision																					
NW STATE	11-26-16		2	0-1	.000		0-1	.000		0-0	.000		0	0	0	0.5	1	0	0	1	0	0	0	0.0
N.C. Central	11-28-16		DNP - Coach's Decision																					
Western Kentucky	12-3-16		DNP - Coach's Decision																					
MIAMI (OHIO)	12-6-16		3	0-1	.000		0-1	.000		0-0	.000		0	0	0	0.3	0	0	0	0	0	0	0	0.0
Arizona	12-10-16		DNP - Coach's Decision																					
Eastern Illinois	12-17-16		DNP - Coach's Decision																					
vs. Illinois	12-21-16		DNP - Coach's Decision																					
Lipscomb	12-29-16		DNP - Coach's Decision																					
LSU *	1-4-17		DNP - Coach's Decision																					
at Georgia *	1-7-17		DNP - Coach's Decision																					
Auburn *	1-10-17		DNP - Coach's Decision																					
at Arkansas *	1-14-17		DNP - Coach's Decision																					
at Alabama *	1-18-17		DNP - Coach's Decision																					
Ole Miss *	1-21-17		DNP - Coach's Decision																					
at Miss. State *	1-25-17		DNP - Coach's Decision																					
S. Carolina *	1-28-17		DNP - Coach's Decision																					
at Florida*	2-2-17		1	0-0	.000		0-0	.000		0-0	.000		0	1	1	0.5	0	0	0	0	0	1	0	0.0
Arkansas *	2-4-17		DNP - Coach's Decision																					
at Texas A&M *	2-8-17		DNP - Coach's Decision																					
Vanderbilt *	2-11-17		DNP - Coach's Decision																					
Alabama *	2-15-17		DNP - Coach's Decision																					
at Tennessee*	2-18-17		1	0-2	.000		0-1	.000		0-0	.000		0	0	0	0.4	0	0	0	0	0	0	0	0.0
Kentucky *	2-21-17																							
at Ole Miss *	2-25-17																							
Texas A&M *	2-28-17																							
at Auburn *	3-4-17																							

2016-17 (REDSHIRT JUNIOR):

- Season-high minutes off the bench vs. Miami (Ohio) on Dec. 6, playing three minutes in the win.

2015-16 (REDSHIRT SOPHOMORE):

- Sat out as part of transfer requirements after beginning his career at Manhattan.

AT MANHATTAN COLLEGE

2014-2015 (SOPHOMORE):

- Played in 11 games, making two starts.
- Averaged 0.6 points and 0.1 rebounds per game.
- Knocked down three pointers at George Mason (Nov. 29) and in win over Morgan State (Dec. 20).

2013-2014 (FRESHMAN):

- Walked on to the Manhattan team at the beginning of the Spring 2014 semester.
- Played in four games, making his collegiate debut in Manhattan's win over Saint Peter's (Feb. 4).
- Also saw action in a victory against Niagara (Feb. 16).

HIGH SCHOOL:


- Played three years of basketball at Bedford High School prior to spending a postgraduate year at New Hampton Prep.
- Co-captain at Bedford as a senior while helping lead the Bulldogs to their first state championship game in school history.

PERSONAL:

- Born on September 18, 1994.
- Son of Stuart Glassman and Marianne Schalk and has two younger brothers, Eric and Matthew.
- Has coached youth basketball.
- Interned for U.S. senator Jeanne Shaheen while in high school.

NCAA APPEARANCES: '44, '76, '78, '80, '81, '82, '83, '86, '87, '88, '89, '90, '92, '93, '95, '99, '00, '01, '02, '03, '09, '10, '11, '12, '13

14



REED NIKKO

FR | F | 6-10 | 250

Maple Grove, Minn. // Maple Grove HS



#14 AT A GLANCE

Games Where #14..	2016-17
Scored 5+ points	5
Scored 10+ points	1
Hit 2+ FGs	6
Hit multiple FTs	3
Recorded 3+ rebounds	6
Recorded 5+ rebounds	4
Recorded 2+ blocks	4
Played 10+ minutes	13
Played 20+ minutes	-

#14 Game & Career Highs...

2016-17	Career
10, vs. Davidson	-
11-18-16	PTS
5, vs. Davidson	-
11-18-16	FGM
6, vs. Davidson	-
11-18-16	FGA
-	-
-	3PTM
-	-
-	3PTA
3, at Florida	-
2-2-17	FTM
4, at Florida	-
2-2-17	FTA
6, Twice	6, Twice
-	REB
1, 6 times	-
-	AST
2, 4 times	-
-	BLKS
1, 4 times	-
-	STLS
19, vs. Tulane	-
11-20-16	MIN

NIKKO CAREER STATS

SEASON	G-GS	MIN	MPG	FG-A	FG%	3FG-A	3FG%	FT-A	FT%	OFF	DEF	REB	AVG.	AST / TO	BS / S	TP	AVG.
2016-17	22-0	225	10.2	23-49	.469	0-0	.000	9-20	.450	18	27	45	2.0	9 / 8	14 / 6	55	2.5
TOTAL	22-0	225	10.2	23-49	.469	0-0	.000	9-20	.450	18	27	45	2.0	9 / 8	14 / 6	55	2.5

NIKKO 2016-17 GAME-BY-GAME

Opponent	Date	GS	Min	FG	FGA	Pct	3FG	FGA	Pct	FT	FTA	Pct	Off	Def	Tot	Avg	PF	FO	A	TO	Blk	Stl	Pts	Avg
ALABAMA A&M	11-13-16	15	2-4	.500	0-0	.000	2-2	1.000	0	4	4	4.0	0	0	1	0	0	1	0	0	1	6	6.0	
vs Xavier	11-17-16	11	1-2	.500	0-0	.000	0-0	.000	0	2	2	3.0	4	0	1	1	2	0	2	4.0				
vs Davidson	11-18-16	16	5-6	.833	0-0	.000	0-1	.000	0	0	0	2.0	3	0	0	1	1	0	10	6.0				
vs Tulane	11-20-16	19	2-3	.667	0-0	.000	1-1	1.000	1	4	5	2.8	1	0	1	0	1	0	1	0	5	5.8		
NW STATE	11-26-16	10	2-3	.667	0-0	.000	0-0	.000	0	1	1	2.4	2	0	0	1	0	0	4	5.4				
N.C. Central	11-28-16	DNP - Injury																						
Western Kentucky	12-3-16	DNP - Injury																						
Miami (Ohio)	12-6-16	DNP - Injury																						
Arizona	12-10-16	DNP - Injury																						
EASTERN ILLINOIS	12-17-16	11	2-2	1.000	0-0	.000	0-2	.000	3	2	5	2.8	1	0	0	2	2	1	4	5.2				
vs Illinois	12-21-16	14	0-1	.000	0-0	.000	2-2	1.000	0	2	2	2.7	2	0	1	0	1	0	2	4.7				
LIPSCOMB	12-29-16	6	1-1	1.000	0-0	.000	0-0	.000	0	1	1	2.5	1	0	0	2	2	0	2	4.4				
LSU *	1-4-17	13	0-3	.000	0-0	.000	0-2	.000	2	0	2	2.4	2	0	0	0	1	0	0	3.9				
at Georgia*	1-7-17	6	0-0	.000	0-0	.000	0-0	.000	0	0	0	2.2	3	0	0	0	0	1	0	3.5				
AUBURN*	1-10-17	3	1-1	1.000	0-0	.000	0-0	.000	0	1	1	2.1	1	0	0	0	0	0	2	3.4				
at Arkansas*	1-14-17	11	1-5	.200	0-0	.000	0-0	.000	5	1	6	2.4	2	0	1	0	0	0	2	3.3				
at Alabama*	1-18-17	10	0-3	.000	0-0	.000	0-0	.000	0	1	1	2.3	1	0	0	1	1	1	0	3.0				
OLE MISS*	1-21-17	6	0-0	.000	0-0	.000	0-2	.000	0	0	0	2.1	1	0	0	0	0	0	0	2.8				
at Miss. State*	1-25-17	11	1-3	.333	0-0	.000	0-0	.000	2	0	2	2.1	3	0	0	0	0	0	2	2.7				
S. CAROLINA*	1-28-17	1	0-0	.000	0-0	.000	0-0	.000	0	0	0	2.0	1	0	0	0	0	0	0	2.6				
at Florida*	2-2-17	17	1-3	.333	0-0	.000	3-4	.750	3	1	4	2.1	1	0	1	0	0	1	5	2.7				
ARKANSAS*	2-4-17	9	1-2	.500	0-0	.000	0-1	.000	0	1	1	2.1	2	0	1	0	0	0	2	2.7				
at Texas A&M*	2-8-17	11	1-3	.333	0-0	.000	0-0	.000	1	0	1	2.0	1	0	0	0	0	0	2	2.6				
VANDERBILT	2-11-17	0	0-0	.000	0-0	.000	0-0	.000	0	0	0	1.9	0	0	0	0	0	0	0	2.5				
ALABAMA*	2-15-17	7	0-1	.000	0-0	.000	0-0	.000	0	1	1	1.9	0	0	1	0	2	1	0	2.4				
at Tennessee*	2-18-17	18	2-3	.667	0-0	.000	1-3	.333	1	5	6	2.0	2	0	1	0	1	0	5	2.5				
Kentucky *	2-21-17																							
at Ole Miss *	2-25-17																							
Texas A&M *	2-28-17																							
at Auburn *	3-4-17																							

2016-17 (FRESHMAN):

- Two blocks vs. Alabama (Feb. 15), his fourth game with multiple blocks this season.
- Two blocks for the third time this season and second time since returning from injury in the game vs. Lipscomb (Dec. 29).
- Posted five rebounds and two blocks (both matched season-highs) against Eastern Illinois after missing four games due to injury.
- Season-high five rebounds in the win vs. Tulane (Nov. 20) at the Tire Pros Invitational in Orlando, Fla.
- Recorded a season-high 10 points (5-of-6 FG) in 16 minutes off the bench vs. Davidson (Nov. 18).

MAPLE GROVE HIGH SCHOOL:

- Traditional big man for head coach Nick Schroeder at Maple Grove High School, posting marks of 10.7 points, 6.8 rebounds and 3.1 blocks per game as a senior in 2015-16.
- Blocked 80 shots as a senior, a total that ranked as the seventh-highest mark for any Minnesota high school player that season.
- Underwent surgery to correct hip impingement following his last campaign at Maple Grove, with the procedure aiming to increase his mobility and flexibility.
- Powered Maple Grove to a 23-4 record as a junior in 2014-15, averaging 9.6 points, 6.5 rebounds and 2.4 blocks per game.
- Stood out as a sophomore in 2013-14, scoring in double figures in 12 of Maple Grove's 28 games.
- Chose to wear the Black & Gold over offers from Kansas State, Minnesota and Iowa.
- Played on the travel ball circuit for Net Gain.

PERSONAL:

- Son of Kris Nikko and born on Aug. 31, 1998.
- Knew upon making his official visit to the University of Missouri's campus in Fall 2015 that Mizzou was where he wanted to continue his academic and athletic career.
- Likes to follow the career of NBA star DeAndre Jordan, also modeling his defensive game after Jordan.
- Outside of basketball and studies, enjoys fishing in spare time.

NCAA APPEARANCES: '44, '76, '78, '80, '81, '82, '83, '86, '87, '88, '89, '90, '92, '93, '95, '99, '00, '01, '02, '03, '09, '10, '11, '12, '13


15



JORDAN GEIST

SO | G | 6-2 | 180

Fort Wayne, Ind. // Homestead HS // Ranger College (Texas)



GEIST CAREER STATS

SEASON	G-GS	MIN	MPG	FG-A	FG%	3FG-A	3FG%	FT-A	FT%	OFF	DEF	REB	AVG.	AST/TO	BS/S	TP	AVG.
2016-17	26-10	534	20.5	50-143	.350	14-55	.255	61-79	.772	5	67	72	2.8	44/28	0/17	175	6.7
TOTAL	26-10	534	20.5	50-143	.350	14-55	.255	61-79	.772	5	67	72	2.8	44/28	0/17	175	6.7

#15 AT A GLANCE

Games Where #15...	2016-17
Scored 5+ points	17
Scored 10+ points	6
Hit 2+ 3-pointers	2
Recorded 3+ rebounds	12
Recorded 5+ rebounds	3
Dished 3+ assists	7
Dished 5+ assists	2
Recorded multiple steals	4
Played 20+ minutes	15
Played 30+ minutes	3

#15 Game & Career Highs...

2016-17	Career
18, Twice	-
- PTS	-
6, at Mississippi State	-
1-25-17 FGM	-
13, at Mississippi State	-
1-25-17 FGA	-
2, twice	-
- 3PTM	-
7, at Georgia	-
1-7-17 3PTA	-
8, vs. Lipscomb	-
12-29-16 FTM	-
11, at Arkansas	-
1-14-17 FTA	-
7, vs. Tulane	-
11-20-16 REB	-
5, Twice	-
- AST	-
-	-
- BLKS	-
3, vs. Tulane	-
11-20-16 STLS	-
35, vs. Lipscomb	-
12-29-16 MIN	-

GEIST 2016-17 GAME-BY-GAME

Opponent	Date	GS	Min	FG	FGA	Pct	3FG	FGA	Pct	FT	FTA	Pct	Off	Def	Tot	Avg	PF	FO	A	TO	Blk	Stl	Pts	Avg
ALABAMA A&M	11-13-16	22	2-6	.333	1-2	.500	3-4	.750	0	1	1	1.0	0	0	1	0	0	0	0	0	2	8	8.0	
vs Xavier	11-17-16	9	0-1	.000	0-0	.000	0-0	.000	0	2	2	1.5	1	0	0	0	0	0	0	0	0	0	4.0	
vs Davidson	11-18-16	19	1-3	.333	0-0	.000	2-2	1.000	0	4	4	2.3	1	0	3	1	0	1	4	4.0				
vs Tulane	11-20-16	20	1-6	.167	1-4	.250	2-2	1.000	1	6	7	3.5	2	0	3	3	0	3	3	0	3	5	4.3	
NW STATE	11-26-16	21	1-5	.200	1-2	.500	0-1	.000	1	2	3	3.4	1	0	3	0	0	2	3	0	2	3	4.0	
NC CENTRAL	11-28-16	24	2-8	.250	1-4	.250	3-4	.750	0	6	6	3.8	1	0	1	0	0	1	8	4.7				
WESTERN KENTUCKY	12-3-16	9	0-2	.000	0-1	.000	0-0	.000	0	0	0	3.3	0	0	0	0	0	0	0	0	0	0	4.0	
MIAMI (OHIO)	12-6-16	20	1-3	.333	1-1	1.000	0-0	.000	0	5	5	3.5	0	0	5	1	0	0	3	3.9				
ARIZONA	12-10-16	26	0-5	.000	0-1	.000	3-4	.750	0	2	2	3.3	2	0	1	0	0	2	3	3.8				
EASTERN ILLINOIS	12-17-16	15	2-3	.667	1-2	.500	1-2	.500	0	4	4	3.4	0	0	2	2	0	0	6	4.0				
vs Illinois	12-21-16	17	4-6	.667	0-1	.000	4-4	1.000	0	2	2	3.3	4	0	2	0	0	1	12	4.7				
LIPSCOMB	12-29-16	*	35	4-10	.400	2-5	.400	8-10	.800	1	3	4	3.3	4	0	2	2	0	0	18	5.8			
LSU *	1-4-17	*	33	2-5	.400	2-4	.500	7-8	.875	0	2	2	3.2	0	0	3	1	0	0	13	6.4			
at Georgia*	1-7-17	*	21	2-10	.200	0-7	.000	1-1	1.000	1	2	3	3.2	3	0	2	1	0	1	5	6.3			
AUBURN*	1-10-17	*	19	4-6	.667	1-2	.500	1-3	.333	0	1	1	3.1	4	0	1	3	0	0	10	6.5			
at Arkansas*	1-14-17	*	30	3-6	.500	0-3	.000	7-11	.636	0	3	3	3.1	3	0	0	2	0	0	13	6.9			
at Alabama*	1-18-17	*	14	1-3	.333	0-0	.000	1-2	.500	0	1	1	2.9	1	0	0	2	0	1	3	6.7			
OLE MISS*	1-21-17	*	17	1-3	.333	0-1	.000	0-0	.000	0	4	4	3.0	1	0	1	0	0	0	2	6.4			
at Miss State*	1-25-17	*	26	6-13	.462	1-3	.333	5-6	.833	0	4	4	3.1	1	0	0	1	0	1	18	7.1			
S. CAROLINA*	1-28-17	*	29	3-11	.273	0-4	.000	0-0	.000	0	4	4	3.1	1	0	2	4	0	1	6	7.0			
at Florida*	2-2-17	*	22	2-8	.250	1-2	.500	0-0	.000	1	3	4	3.1	0	0	1	1	0	0	5	6.9			
ARKANSAS*	2-4-17	18	1-5	.200	0-3	.000	4-5	.800	0	1	1	3.0	2	0	5	1	0	1	6	6.9				
at Texas A&M*	2-8-17	11	2-3	.667	0-0	.000	1-2	.500	0	1	1	3.0	0	0	1	1	0	0	5	6.8				
VANDERBILT	2-11-17	20	1-3	.333	0-1	.000	2-2	1.000	0	0	0	2.8	1	0	3	0	0	0	4	6.7				
ALABAMA*	2-15-17	22	4-7	.571	1-2	.500	0-0	.000	0	2	2	2.8	1	0	1	0	0	0	9	6.8				
at Tennessee*	2-18-17	15	0-2	.000	0-0	.000	6-6	1.000	0	2	2	2.8	3	0	2	2	0	0	6	6.7				
Kentucky *	2-21-17																							
at Ole Miss *	2-25-17																							
Texas A&M *	2-28-17																							
at Auburn *	3-4-17																							

2016-17 (SOPHOMORE):

- Matched his season-high in scoring with 18 points (6-of-13 FG, 1-of-3 3PT, 5-of-6 FT) at Mississippi State while sinking a season-high six field goals.
- Set his season-high in scoring for the second consecutive game with 18 points (4-of-10 FG, 2-of-5 3PT, 8-of-10 FT) in a season-high 35 minutes vs. Lipscomb (Dec. 29).
- Then-season-best output of 12 points (4-of-6 FG, 4-of-4 FT) vs. Illinois (Dec. 21), playing a high-energy 17 minutes off the bench for the Tigers.
- Recorded a season-high five steals while grabbing five rebounds in 20 minutes off the bench in a win over Miami (Ohio) on Dec. 6.
- Matched his season highs in points (8) in the North Carolina Central game (Nov. 28), along with six rebounds.

AT RANGER COLLEGE:

- Averaged 15.1 points, 3.5 rebounds and 2.8 assists per game as a freshman during the 2015-16 season, helping head coach Billy Gillispie's squad to a stout 35-3 record.
- Earned Second Team NJCAA All-America recognition after leading the Rangers to a fourth-place finish at the 2016 NJCAA Division I National Championship.
- Showed impressive marksmanship throughout his first Ranger campaign, shooting 45.6 percent from the field and 35.3 percent from three-point territory.
- Averaged 11.8 points, 3.8 rebounds, 2.8 assists and 1.0 steals during Ranger College's five-game stretch at the 2016 national tournament.
- Dropped 29 points in his squad's second-round victory over sixth-seeded Eastern Florida State College (87-74), shooting 9-of-15 from the field with a 10-of-15 mark at the charity stripe.

HIGH SCHOOL:

- Helped Homestead High School (Fort Wayne, Ind.) to an Indiana Class 4A State Championship as a senior in 2014-15.

- Played point guard for head coach Chris Johnson's group, compiling averages of 16.8 points and 3.6 assists per game in his final high school season.
- Earned Indiana Junior All-Star honors following his junior season at Penn High School (Mishawaka, Ind.), in which he averaged 17.7 points and 3.3 assists per game.
- Led effectively while at Penn, guiding his squad to a stout 23-2 season record in 2013-14.
- Also played tennis throughout his high school career.

PERSONAL:

- Son of Scott Geist and born on Jan. 10, 1997.
- Thought highly of Mizzou's program culture during the recruiting process.

NCAA APPEARANCES: '44, '76, '78, '80, '81, '82, '83, '86, '87, '88, '89, '90, '92, '93, '95, '99, '00, '01, '02, '03, '09, '10, '11, '12, '13



JORDAN BARNETT

JR | F | 6-7 | 215

St. Louis, Mo. // Christian Brothers College HS // Texas*



BARNETT CAREER STATS

SEASON	G-GS	MIN	MPG	FG-A	FG%	3FG-A	3FG%	FT-A	FT%	OFF	DEF	REB	AVG.	AST/TO	BS/S	TP	AVG.
2014-15*	21-0	179	8.5	15-45	.333	7-21	.333	3-3	1.000	5	23	28	1.3	10/9	6/7	40	1.9
2015-16*	4-0	24	6.0	4-7	.571	2-4	.500	3-4	.750	2	6	8	2.0	0/1	0/0	13	3.3
2016-17	17-10	465	27.4	75-173	.434	27-88	.307	35-44	.795	35	72	107	6.3	12/24	8/11	212	12.5
TOTAL	42-10	668	15.9	94-225	.418	36-113	.319	41-51	.804	42	101	143	3.4	22/34	14/18	265	6.3

#21 AT A GLANCE

Games Where #21..	2016-17	Career
Scored 5+ points	14	18
Scored 10+ points	11	13
Scored 15+ points	8	8
Score 20+ points	3	3
Hit 3+ FGs	11	13
Hit 5+ FGs	9	9
Hit multiple 3-pointers	9	12
Grabbed 5+ rebounds	12	13
Grabbed 10+ rebounds	2	2
Multiple blocks	2	2
Recorded 2+ steals	3	5
Played 20+ minutes	14	16
Played 30+ minutes	7	7

#21 Game & Career Highs...

2016-17	Career
23, Twice	23, Twice
PTS	
9, at Texas A&M	9, at Texas A&M
2-8-17	2-8-17
FGM	
18, vs. Auburn	18, vs. Auburn
1-10-17	1-10-17
FGA	
5, vs. Vanderbilt	5, vs. Vanderbilt
2-11-17	2-11-17
3PTM	
8, 4 times	8, 4 times
3PTA	
6, 3 times	6, 3 times
FTM	
7, at Tennessee	7, at Tennessee
2-18-17	2-18-17
FTA	
13, vs. Lipscomb	13, vs. Lipscomb
12-29-16	12-29-16
REB	
3, at Georgia	3, Twice
1-7-17	
AST	
2, Twice	2, Twice
BLKS	
-	-
4, at Arkansas	4, at Arkansas
1-14-17	1-14-17
STLS	
36, at Georgia	36, at Georgia
1-7-17	
MIN	
1-7-17	1-7-17

BARNETT 2016-17 GAME-BY-GAME

Opponent	Date	GS	Min	FG	FGA	Pct	3FG	FGA	Pct	FT	FTA	Pct	Off	Def	Tot	Avg	PF	FO	A	TO	Blk	Stl	Pts	Avg
Alabama A&M	11-13-16																							
vs. Xavier	11-17-16																							
vs. Davidson	11-18-16																							
vs. Tulane	11-20-16																							
Northwestern St.	11-26-16																							
N.C. Central	11-28-16																							
Western Kentucky	12-3-16																							
Miami (Ohio)	12-6-16																							
Arizona	12-10-16																							
EASTERN ILLINOIS	12-17-16	24	1-6	.167	0-4	.000	1-2	.500	0	5	5	5.0	0	0	1	1	0	1	3	3.0				
vs Illinois	12-21-16	15	1-6	.167	1-3	.333	1-2	.500	2	0	2	3.5	0	0	0	1	1	0	4	3.5				
LIPSCOMB	12-29-16 *	33	5-11	.455	2-7	.286	3-4	.750	3	10	13	6.7	2	0	0	1	0	0	15	7.3				
LSU *	1-4-17 *	33	7-14	.500	2-7	.286	2-2	1.000	2	7	9	7.3	0	0	1	3	2	0	18	10.0				
at Georgia*	1-7-17 *	36	7-17	.412	1-8	.125	0-0	.000	4	5	9	7.6	3	0	3	4	1	0	15	11.0				
AUBURN*	1-10-17 *	35	6-18	.333	2-8	.250	6-6	1.000	4	2	6	7.3	3	0	0	3	0	0	20	12.5				
at Arkansas*	1-14-17 *	25	6-11	.545	2-5	.400	0-1	.000	2	4	6	7.1	5	1	2	2	0	4	14	12.7				
at Alabama*	1-18-17 *	28	3-6	.500	1-3	.333	0-0	.000	2	3	5	6.9	2	0	1	2	1	0	7	12.0				
OLE MISS*	1-21-17 *	34	4-10	.400	2-5	.400	1-2	.500	1	4	5	6.7	1	0	0	2	0	0	11	11.9				
at Miss. State*	1-25-17 *	32	7-12	.583	2-6	.333	2-2	1.000	3	5	8	6.8	3	0	0	0	0	0	18	12.5				
S. CAROLINA*	1-28-17 *	21	1-7	.143	0-2	.000	0-0	.000	1	4	5	6.6	4	0	0	1	0	0	2	11.5				
at Florida*	2-2-17 *	15	3-7	.429	0-2	.000	0-0	.000	0	1	1	6.2	1	0	0	0	0	2	6	11.1				
ARKANSAS*	2-4-17	21	5-9	.556	2-5	.400	5-6	.833	1	3	4	6.0	3	0	0	0	0	1	17	11.5				
at Texas A&M*	2-8-17	31	9-13	.692	4-8	.500	1-2	.500	3	4	7	6.1	0	0	2	1	2	2	23	12.4				
VANDERBILT	2-11-17	29	6-10	.600	5-8	.625	6-6	1.000	5	4	9	6.3	1	0	0	0	1	0	23	13.1				
ALABAMA*	2-15-17	29	2-10	.200	0-4	.000	1-2	.500	2	10	12	6.6	2	0	0	0	0	1	5	12.6				
at Tennessee*	2-18-17	24	2-6	.333	1-3	.333	6-7	.857	0	1	1	6.3	2	0	1	3	0	0	11	12.5				
Kentucky *	2-21-17																							
at Ole Miss *	2-25-17																							
Texas A&M *	2-28-17																							
at Auburn *	3-4-17																							

2016-17 (REDSHIRT JUNIOR):

- Second game of the season with 10 rebounds or more with his 12 boards vs. Alabama (Feb. 15).
- Back-to-back games of 23 points with his effort in the win vs. Vanderbilt (Feb. 11), setting a career-high in three-pointers made (five) in 29 minutes off the bench, also grabbing nine rebounds to lead the Tigers.
- Scored a career-high 23 points while setting career-highs in field goals made (nine) and three-pointers made (four) in 31 minutes off the bench against Texas A&M (Feb. 8).
- Set then-career-high 20 points against Auburn (Jan. 10), enjoying a perfect 6-of-6 night from the charity stripe.
- Matched career-best for field goal makes (7-of-17 FG) for 15 points at Georgia (Jan. 7), also leading the Tigers with nine rebounds.
- Set his career high for the second consecutive contest by scoring 18 points (7-of-14 FG, 2-of-7 3PT, 2-of-2 FT) while grabbing nine rebounds vs. LSU (Jan. 4).
- Recorded first double-double of his career and third for Mizzou this season, with a career-high 15 points (5-of-11 FG, 2-of-7 3PT, 3-of-4 FT) and 13 rebounds vs. Lipscomb (Dec. 29).
- His 13 rebounds were the most by a Tiger thus far in the 2016-17 season and the most since the 2013-14 season when Johnathan Williams III recorded 15 boards against Texas A&M on March 14, 2014.
- Drained first three-pointer of his Black & Gold career in the Braggins' Rights Game vs. Illinois (Dec. 21), playing 15 minutes off the bench.

2015-16 (SOPHOMORE):

- Sat out as part of transfer requirements for a year-long period, and will be eligible in 2016-17 during the second semester.

AT TEXAS

2015-16 (SOPHOMORE):

- Appeared in four games, averaging 3.3 points and 2.0 rebounds per game.

- Final appearance as a Longhorn was a productive one, recording 12 points and five rebounds in 13 minutes of action vs. UT-San Antonio (Dec. 8).

2014-15 (FRESHMAN):

- Made 21 appearances as a freshman, compiling averages of 1.9 points and 1.3 rebounds per game.
- Scored a season-high 11 points vs. Lipscomb (Dec. 16).

CHRISTIAN BROTHERS COLLEGE HIGH SCHOOL:

- Widely considered one of the country's Top 100 players coming out of high school, as he was ranked 70th overall by Rivals.com and 86th by ESPN.com.
- Averaged 20.8 points and 8.2 rebounds per game as a senior for Christian Brothers College High School, leading head coach Justin Tatum's team to a 25-7 overall record and the 2014 Missouri Class 5 State Championship.
- Scored 43 points, grabbed 20 rebounds and blocked three shots to lead CBC to an 86-77 overtime win over Hickman to claim the state title in Mizzou Arena as a senior.
- Named the *St. Louis Post-Dispatch's* All-Metro Player of the Year at the conclusion of his final prep campaign.
- Also led CBC in scoring as a junior and sophomore, averaging 17.7 points and 14.2 points during those respective seasons.
- Played for traditional power of the NIKE EYBL circuit, the St. Louis Eagles.
- Graduated from CBC High School with a pristine 4.0 grade point average.

PERSONAL:

- Full name is Jordan Kahlil Barnett.
- Son of Karen Barnett and Bob Bonner, and born Dec. 31, 1995 in St. Louis, Mo.
- Family moved to San Antonio when Jordan was two, then moved back to St. Louis when Jordan was six.

NCAA APPEARANCES: '44, '76, '78, '80, '81, '82, '83, '86, '87, '88, '89, '90, '92, '93, '95, '99, '00, '01, '02, '03, '09, '10, '11, '12, '13

24



#24 AT A GLANCE

Games Where #24..	2016-17	Career
Scored 10+ points	17	38
Scored 15+ points	6	13
Scored 20+ points	2	5
Games with 10 & 5	14	29
Double-Doubles	1	2
Hit 5+ FGs	11	20
Hit 2+ 3-pointers	2	5
Attempted 10+ FGs	14	23
Grabbed 5+ rebounds	21	38
Grabbed 10+ rebounds	1	2
Multiple steals	-	3
Played 20+ minutes	25	48
Played 30+ minutes	11	17

#24 Game & Career Highs...

2016-17	Career
26, vs. Ole Miss	26, vs. Ole Miss
1-21-17	PTS 1-21-17
11, vs. Ole Miss	11, vs. Ole Miss
1-21-17	FGM 1-21-17
17, vs. Xavier	17, twice
11-17-16	FGA
4, vs. Ole Miss	4, vs. Ole Miss
1-21-17	3PTM 1-21-17
5, vs. Xavier	5, twice
11-17-16	3PTA
11, vs. Xavier	11, vs. Xavier
11-17-16	FTM 11-17-16
12, vs. Xavier	12, vs. Xavier
11-17-16	FTA 11-17-16
10, vs. Xavier	11, Auburn
11-17-16	REB 1-9-16
4, at Texas A&M	4, at Texas A&M
2-8-17	AST 2-8-17
2, vs. Lipscomb	2, vs. Lipscomb
12-29-16	BLKS 12-29-16
1, 5 times	2, 3 times
	STLS
40, vs. Xavier	40, vs. Xavier
11-17-16	MIN 11-17-16

KEVIN PURYEAR

SO | F | 6-7 | 243

Blue Springs, Mo. // South HS



PURYEAR CAREER STATS

SEASON	G-GS	MIN	MPG	FG-A	FG%	3FG-A	3FG%	FT-A	FT%	OFF	DEF	REB	AVG.	AST/TO	BS/S	TP	AVG.
2015-16	31-31	767	24.7	120-258	.465	13-41	.317	102-122	.836	40	104	144	4.6	13 / 49	4 / 12	355	11.5
2016-17	26-26	754	29.0	109-252	.433	13-44	.295	67-89	.753	47	114	161	6.2	21 / 46	7 / 8	298	11.5
TOTAL	57-57	1521	26.7	229-510	.449	26-85	.306	169-211	.801	87	218	305	5.4	34 / 95	11 / 20	653	11.5

PURYEAR 2016-17 GAME-BY-GAME

Opponent	Date	GS	Min	FG	FGA	Pct	3FG	FGA	Pct	FT	FTA	Pct	Off	Def	Tot	Avg	PF	FO	A	TO	Blk	Stl	Pts	Avg
ALABAMA A&M	11-13-16	*	15	2-4	.500	0-0	.000	3-4	.750	0	9	9	9.0	0	0	1	0	1	1	7	7.0			
vs Xavier	11-17-16	*	40	5-17	.294	1-5	.200	11-12	.917	1	9	10	9.5	1	0	3	1	0	0	22	14.5			
vs Davidson	11-18-16	*	29	5-10	.500	0-1	.000	2-3	.667	1	5	6	8.3	1	0	0	2	1	0	12	13.7			
vs Tulane	11-20-16	*	26	5-10	.500	0-0	.000	1-2	.500	1	1	2	6.8	2	0	0	2	0	1	11	13.0			
NW STATE	11-26-16	*	24	5-8	.625	1-1	1.000	0-0	.000	0	6	6	6.6	1	0	2	0	0	1	11	12.6			
NC CENTRAL	11-28-16	*	25	3-10	.300	0-2	.000	0-0	.000	2	3	5	6.3	2	0	1	3	0	0	6	11.5			
WESTERN KENTUCKY	12-3-16	*	21	5-12	.417	0-1	.000	2-2	1.000	1	4	5	6.1	4	0	1	4	0	0	12	11.6			
MIAMI (OHIO)	12-6-16	*	29	7-13	.538	0-1	.000	5-8	.625	2	6	8	6.4	1	0	1	2	0	0	19	12.5			
ARIZONA	12-10-16	*	27	4-10	.400	1-2	.500	2-3	.667	5	2	7	6.4	0	0	1	0	0	0	11	12.3			
EASTERN ILLINOIS	12-17-16	*	24	4-9	.444	0-2	.000	0-1	.000	2	4	6	6.4	2	0	1	3	0	1	8	11.9			
vs Illinois	12-21-16	*	30	5-10	.500	0-1	.000	7-9	.778	2	7	9	6.6	2	0	0	3	0	0	17	12.4			
LIPSCOMB	12-29-16	*	21	4-9	.444	0-0	.000	6-10	.600	3	3	6	6.6	4	0	1	2	2	1	14	12.5			
LSU *	1-4-17	*	27	7-12	.583	1-4	.250	0-1	.000	2	5	7	6.6	5	1	0	3	0	0	15	12.7			
at Georgia*	1-7-17	*	27	1-7	.143	0-1	.000	0-0	.000	1	4	5	6.5	4	0	0	1	0	1	2	11.9			
AUBURN*	1-10-17	*	34	1-10	.100	0-0	.000	2-2	1.000	4	5	9	6.7	4	0	0	1	0	0	4	11.4			
at Arkansas*	1-14-17	*	31	3-8	.375	0-1	.000	5-6	.833	1	3	4	6.5	1	0	1	0	1	0	11	11.4			
at Alabama*	1-18-17	*	29	0-1	.000	0-0	.000	4-6	.667	2	4	6	6.5	3	0	1	3	0	0	4	10.9			
OLE MISS*	1-21-17	*	33	11-14	.786	4-4	1.000	0-0	.000	3	5	8	6.6	4	0	0	3	0	0	26	11.8			
at Miss. State*	1-25-17	*	37	3-9	.333	0-3	.000	7-8	.875	4	3	7	6.6	0	0	1	2	0	0	13	11.8			
S. CAROLINA*	1-28-17	*	35	3-9	.333	0-2	.000	1-1	1.000	2	6	8	6.7	3	0	0	3	0	0	7	11.6			
at Florida*	2-2-17	*	29	2-8	.250	0-2	.000	4-5	.800	0	4	4	6.5	4	0	2	5	0	0	8	11.4			
ARKANSAS*	2-4-17	*	36	7-13	.538	1-2	.500	0-0	.000	3	5	8	6.6	0	0	0	1	0	0	15	11.6			
at Texas A&M*	2-8-17	*	28	4-7	.571	1-1	1.000	0-0	.000	0	1	1	6.3	4	0	4	1	0	1	9	11.5			
VANDERBILT	2-11-17	*	32	5-12	.417	3-3	1.000	0-0	.000	2	6	8	6.4	3	0	0	0	1	0	13	11.5			
ALABAMA*	2-15-17	*	35	4-11	.364	0-2	.000	3-4	.750	3	2	5	6.4	3	0	0	0	1	1	11	11.5			
at Tennessee*	2-18-17	*	30	4-9	.444	0-3	.000	2-2	1.000	0	2	2	6.2	4	0	0	1	0	0	10	11.5			
Kentucky *	2-21-17																							
at Ole Miss *	2-25-17																							
Texas A&M *	2-28-17																							
at Auburn *	3-4-17																							

HONORS:

- 2016 SEC All-Freshman Team

2016-17 (SOPHOMORE):

- Perfect 3-for-3 game from three-point range en route to 13 points in the 72-52 win vs. Vanderbilt (Feb. 11).
- Career-best four assists in the narrow setback at Texas A&M (Feb. 8).
- 15 points (7-of-13 FG, 1-of-2 3PT) and eight rebounds to help Mizzou claim the second-ever #RallyForRhyann Game, defeating Arkansas (Feb. 4), 83-78.
- Posted career-highs in points, field goals made and three-pointers made against Ole Miss (Jan. 21), scoring 26 points while shooting 11-of-14 from the field and 4-of-4 from the three-point line.
- 17 points (5-of-10 FG, 7-of-9 FT) in the Braggin' Rights Game vs. Illinois (Dec. 21), nearly securing a double-double with nine rebounds in the effort.
- Led the Tigers in scoring (19 points) in a victory over Miami (Ohio) on Dec. 6, posting a season-high in field goals made by shooting 7-of-13 from the field.
- Recorded his second career double-double vs. Xavier (Nov. 17), scoring 22 points while grabbing 10 rebounds. Connected on 11-of-12 attempts from the free throw line in the game, both career-highs.

2015-16 (FRESHMAN):

- Posted the sixth-best scoring campaign for a Mizzou freshman in program history, compiling 355 points while starting all 31 games (11.5 points per game).
- Most prolific freshman scorer for the Tigers since the 1993-94 season when Kelly Thames scored 12.2 points per game.
- Named to the 2016 SEC All-Freshman Team after averaging 11.2 points and 4.7 rebounds per game during Mizzou's conference schedule.
- One of two Tigers to start all 31 games of the 2015-16 campaign.
- Hit double figures in scoring in 21-of-31 games as a freshman, including three 20-point games.

- Was the sixth-fastest Mizzou freshman to the 200-point mark, needing just 18 games to get to 207 points.

- Scored 20 points (8-of-14 FG, 1-of-3 3PT, 3-of-4 FT) in his collegiate debut, leading Mizzou past Wofford (Nov. 13), 83-74.

- Joined an exclusive list of debuts, with other recent 20-point Tiger freshman performances including: Montague Gill-Caesar, 21 points vs. UMKC (Nov. 14, 2014), Jevon Crudup, 22 points at Rutgers (Nov. 27, 1990), Steve Stipanovich, 23 points vs. Southwest Texas State (Nov. 30, 1979).

SOUTH HIGH SCHOOL:

- Averaged 20.1 points and 7.8 rebounds per game while shooting 53.4 percent from the floor as a senior at Blue Springs South High School.
- Led South to its first Missouri Class 5 State Championship in school history at Mizzou Arena as a senior.
- Was a 2015 Missouri Class 5 All-State selection.
- Named to the *Kansas City Star's* 2015 All-Metro Player of the Year.
- First Team All-State honoree by the MBCA as a junior.
- Fueled his team to a 21-4 record as a junior and a 22-2 mark as a sophomore.
- Chose Mizzou over offers from Arkansas, Ole Miss, Nebraska, Oklahoma State and Creighton.

PERSONAL:

- Son of Kevin and Vicki Puryear.
- Born Nov. 18, 1996, in New Brunswick, N.J.
- Has two sisters, Aleyse and Kendall.
- Grew up dreaming of chance to play at Mizzou.
- Favorite sports movie is Coach Carter.
- Favorite professional athlete to follow is LeBron James.
- Would like to pursue a career in basketball.

NCAA APPEARANCES: '44, '76, '78, '80, '81, '82, '83, '86, '87, '88, '89, '90, '92, '93, '95, '99, '00, '01, '02, '03, '09, '10, '11, '12, '13

25



#25 AT A GLANCE

Games Where #25..	2016-17	Career
Scored 5+ points	20	28
Scored 10+ points	8	8
Hit 3+ FGs	13	19
Hit 3+ FTs	8	9
Grabbed 5+ rebounds	12	14
Grabbed 10+ rebounds	3	5
Multiple assists	3	4
Recorded 2+ blocks	1	2
Played 20+ minutes	16	19

#25 Game & Career Highs...

2016-17	Career
18, vs. South Carolina	18, vs. South Carolina
1-28-17	PTS
7, vs. South Carolina	7, vs. South Carolina
1-28-17	FGM
10, vs. Ole Miss	10, vs. Ole Miss
1-21-17	FGA
-	-
-	3PTM
-	-
-	3PTA
7, Twice	7, Twice
-	FTM
9, Twice	9, Twice
-	FTA
11, vs. Ole Miss	11, vs. Ole Miss
1-21-17	REB
2, 3 times	2, 4 times
-	AST
2, vs. LSU	2, Twice
1-4-17	BLKS
2, at Georgia	2, Twice
1-7-17	STLS
37, vs. South Carolina	37, vs. South Carolina
1-28-17	MIN

RUSSELL WOODS

SR | F | 6-8 | 236

Chicago, Ill. // Simeon Career Academy // John A. Logan College (Ill.)



WOODS CAREER STATS

SEASON	G-GS	MIN	MPG	FG-A	FG%	3FG-A	3FG%	FT-A	FT%	OFF	DEF	REB	AVG.	AST / TO	BS / S	TP	AVG.
2015-16	29-6	389	13.4	33-63	.524	0-0	.000	14-36	.389	27	50	77	2.7	9 / 13	7 / 4	80	2.8
2016-17	26-26	587	22.6	66-127	.520	0-0	.000	60-102	.588	62	61	123	4.7	12 / 31	4 / 10	192	7.4
TOTAL	55-32	976	17.7	99-190	.521	0-0	.000	74-138	.536	89	111	200	3.6	21 / 44	11 / 14	272	4.9

WOODS 2016-17 GAME-BY-GAME

Opponent	Date	GS	Min	FG	FGA	Pct	3FG	FGA	Pct	FT	FIA	Pct	Off	Def	Tot	Avg	PF	FO	A	TO	Blk	Stl	Pts	Avg
ALABAMA A&M	11-13-16	*	17	3-3	1.000	0-0	.000	6-7	.857	2	1	3	3.0	3	0	0	0	0	0	0	0	12	12.0	
vs Xavier	11-17-16	*	17	2-3	.667	0-0	.000	0-1	.000	1	0	1	2.0	5	1	0	1	1	0	4	8.0			
vs Davidson	11-18-16	*	16	1-3	.333	0-0	.000	0-0	.000	1	1	2	2.0	0	0	0	1	0	0	2	6.0			
vs Tulane	11-20-16	*	21	2-3	.667	0-0	.000	1-2	.500	5	5	10	4.0	4	0	2	2	1	1	5	5.8			
NW STATE	11-26-16	*	16	2-4	.500	0-0	.000	2-3	.667	4	1	5	4.2	3	0	0	1	0	0	6	5.8			
NC CENTRAL	11-28-16	*	25	2-3	.667	0-0	.000	2-6	.333	2	4	6	4.5	1	0	0	0	0	0	6	5.8			
WESTERN KENTUCKY	12-3-16	*	31	4-6	.667	0-0	.000	2-4	.500	4	4	8	5.0	2	0	1	1	0	1	10	6.4			
MIAMI (OHIO)	12-6-16	*	27	4-7	.571	0-0	.000	7-8	.875	6	4	10	5.6	1	0	1	1	0	0	15	7.5			
ARIZONA	12-10-16	*	25	3-6	.500	0-0	.000	2-4	.500	2	4	6	5.7	1	0	0	3	0	1	8	7.6			
EASTERN ILLINOIS	12-17-16	*	13	2-5	.400	0-0	.000	2-3	.667	1	0	1	5.2	3	0	0	1	0	1	6	7.4			
vs Illinois	12-21-16	*	24	3-4	.750	0-0	.000	1-2	.500	1	3	4	5.1	3	0	2	1	0	0	7	7.4			
LIPSCOMB	12-29-16	*	28	3-8	.375	0-0	.000	4-9	.444	5	3	8	5.3	4	0	0	3	0	0	10	7.6			
LSU *	1-4-17	*	16	3-4	.750	0-0	.000	2-2	1.000	1	2	3	5.2	2	0	0	4	2	0	8	7.6			
at Georgia*	1-7-17	*	29	4-6	.667	0-0	.000	1-4	.250	3	3	6	5.2	4	0	2	0	0	2	9	7.7			
AUBURN*	1-10-17	*	30	2-8	.250	0-0	.000	3-5	.600	6	2	8	5.4	4	0	0	0	0	1	7	7.7			
at Arkansas*	1-14-17	*	24	2-5	.400	0-0	.000	1-4	.250	2	1	3	5.3	4	0	0	0	0	1	5	7.5			
at Alabama*	1-18-17	*	28	3-7	.429	0-0	.000	7-7	1.000	0	2	2	5.1	4	0	1	1	0	0	13	7.8			
OLE MISS*	1-21-17	*	34	5-10	.500	0-0	.000	3-9	.333	6	5	11	5.4	4	0	0	2	0	0	13	8.1			
at Miss. State*	1-25-17	*	12	0-0	.000	0-0	.000	0-3	.000	1	2	3	5.3	5	1	1	0	0	0	0	7.7			
S. CAROLINA*	1-28-17	*	37	7-9	.778	0-0	.000	4-7	.571	3	5	8	5.4	3	0	0	1	0	0	18	8.2			
at Florida*	2-2-17	*	22	0-4	.000	0-0	.000	0-0	.000	0	2	2	5.2	4	0	0	1	0	0	0	7.8			
ARKANSAS*	2-4-17	*	30	1-1	1.000	0-0	.000	6-6	1.000	0	3	3	5.1	3	0	1	2	0	1	8	7.8			
at Texas A&M*	2-8-17	*	15	3-6	.500	0-0	.000	1-1	1.000	0	1	1	5.0	4	0	1	1	0	1	7	7.8			
VANDERBILT	2-11-17	*	22	4-8	.500	0-0	.000	2-2	1.000	3	2	5	5.0	3	0	0	4	0	0	10	7.9			
ALABAMA*	2-15-17	*	15	1-2	.500	0-0	.000	0-1	.000	1	1	2	4.8	4	0	0	0	0	0	2	7.6			
at Tennessee*	2-18-17	*	13	0-2	.000	0-0	.000	1-2	.500	2	0	2	4.7	4	0	0	0	0	0	1	7.4			
Kentucky *	2-21-17																							
at Ole Miss *	2-25-17																							
Texas A&M *	2-28-17																							
at Auburn *	3-4-17																							

2016-17 (SENIOR):

- Scored a career-high 18 points (7-of-9 FG, 4-of-7 FT) in a career-high 37 minutes against South Carolina (Jan. 28).
- Posted his second career double-double against Ole Miss (Jan. 21), recording 13 points (5-of-10 FG, 3-of-9 FT) and a career-high 11 rebounds.
- Matched career best with two steals at Georgia (Jan. 7), also recording nine points and six rebounds.
- Matched career high with two assists vs. Illinois (Dec. 21) in the Braggin' Rights Games, also scoring 7 points and grabbing 4 rebounds.
- Recorded first career double-double in win over Miami (Ohio) on Dec. 6, posting career-highs in scoring (15 points) and matching his best in rebounds (10).
- Matched his career-high for the third time with 10 rebounds vs. Tulane (Nov. 20.) at the Tire Pros Invitational in Orlando, Fla.
- Scored 12 points, his first career game in double-figures, in Mizzou's season-opener vs. Alabama A&M (Nov. 13), converting a career-high 6-of-7 attempts from the free throw line.

2015-16 (JUNIOR):

- Averaged 2.8 points and 2.7 rebounds per game during his first season wearing the Black & Gold.
- Played in 29 games for head coach Kim Anderson's 2015-16 squad, with a stretch of six consecutive starts that included the first four games of the SEC schedule.
- Scored 9 points (4-of-5 FG, 1-of-1 FT) in his Mizzou debut vs. Wofford (Nov. 13), logging 13 minutes off the bench.
- Matched season highs in points (9) and rebounds (4) on a perfect night of shooting from the field (4-of-4 FG, 1-of-2 FT) in the 78-71 win vs. Northern Illinois (Dec. 4).
- Grabbed 10 rebounds vs. Illinois (Dec. 23), a career-best and the most for a Mizzou player at that point in the 2015-16 season.

- Played a season-high 24 minutes in the Braggin' Rights Game against the Fighting Illini.
- Back-to-back games with 10 rebounds with his effort vs. Arkansas-Pine Bluff (Dec. 29), his first career start.
- Two blocks and two steals in his second start of the season vs. Savannah State (Jan. 2), also recording 7 points (3-of-3 FG, 1-of-2 FT), 3 rebounds and 1 assist.

JUNIOR COLLEGE (JOHN A. LOGAN COLLEGE):

- Averaged 14.1 points and 7.2 rebounds per game and shot 61-percent from the field during the 2014-15 season at John A. Logan.
- Led John A. Logan College to a 27-7 record in 2014-15.
- Anchored the post as John A. Logan captured a Great Rivers Athletic Conference title and an NJCAA National Tournament berth.
- As a freshman, recorded 6.1 points per game while shooting 49.6-percent from the field.

HIGH SCHOOL:

- Won an Illinois state title as a senior at Simeon Career Academy.
- Played alongside Milwaukee Bucks forward and former No. 2 NBA Draft selection Jabari Parker.
- Transferred to Simeon from Leo Catholic High School in Chicago after his junior year.
- Earned all-state recognition as a junior at Leo Catholic.

PERSONAL:

- Son of Vivian Winters and Russell Woods, Sr.
- Born Dec. 5, 1994, in Chicago, Ill.
- Enjoys cooking in his spare time.

NCAA APPEARANCES: '44, '76, '78, '80, '81, '82, '83, '86, '87, '88, '89, '90, '92, '93, '95, '99, '00, '01, '02, '03, '09, '10, '11, '12, '13

32



ADAM WOLF

SO | F | 6-7 | 243

Blue Springs, Mo. // South HS



#32 AT A GLANCE

Games Where #32..	2016-17	Career
Scored 5+ points	-	1
Scored 10+ points	-	-
Hit 3+ FGs	-	1
Recorded 3+ rebounds	-	2
Recorded 2+ blocks	-	1
Played 10+ minutes	-	1

#32 Game & Career Highs...

2016-17	Career
2, at Tennessee	6, Arkansas-PB
2-18-17 PTS	12-29-15
1, at Tennessee	3, Arkansas-PB
2-18-17 FGM	12-29-15
3, at Tennessee	4, Arkansas-PB
2-18-17 FGA	12-29-15
-	1, at Arizona
- 3PTM	12-13-15
1, Twice	1, 3 times
- 3PTA	-
-	-
- FTM	-
-	-
- FTA	-
2, at Tennessee	3, Twice
- REB	-
-	-
- AST	-
-	2, Arkansas-PB
- BLKS	12-29-15
1, at Florida	1, Twice
2-2-17 STLS	-
7, at Florida	12, at Kentucky
2-2-17 MIN	2-6-16

WOLF CAREER STATS

SEASON	G-GS	MIN	MPG	FG-A	FG%	3FG-A	3FG%	FT-A	FT%	OFF	DEF	REB	AVG.	AST/TO	BS/S	TP	AVG.
2015-16	7-0	25	3.6	4-8	.500	1-4	.250	0-0	.000	1	7	8	1.1	0/0	2/1	9	1.3
2016-17	7-0	20	2.9	1-5	.200	0-2	.000	0-0	.000	3	0	3	0.4	0/0	0/1	2	0.3
TOTAL	14-0	45	3.2	5-13	.385	1-6	.167	0-0	.000	4	7	11	0.8	0/0	2/2	11	0.8

WOLF 2016-17 GAME-BY-GAME

Opponent	Date	GS	Min	FG	FGA	Pct	3FG	FGA	Pct	FT	FTA	Pct	Off	Def	Tot	Avg	PF	FO	A	TO	Blk	Stl	Pts	Avg
ALABAMA A&M	11-13-16	6	0-1	.000	0-0	.000	0-0	.000	0-0	.000	1	0	1	1.0	1	0	0	0	0	0	0	0	0.0	
vs. Xavier	11-17-16	DNP - Coach's Decision																						
vs. Davidson	11-18-16	DNP - Coach's Decision																						
vs. Tulane	11-20-16	DNP - Coach's Decision																						
NW STATE	11-26-16	2	0-1	.000	0-1	.000	0-0	.000	0-0	.000	0	0	0	0.5	0	0	0	0	0	0	0	0	0.0	
N.C. Central	11-28-16	DNP - Coach's Decision																						
Western Kentucky	12-3-16	DNP - Coach's Decision																						
MIAMI (OHIO)	12-6-16	1	0-0	.000	0-0	.000	0-0	.000	0-0	.000	0	0	0	0.3	0	0	0	0	0	0	0	0	0.0	
Arizona	12-10-16	DNP - Coach's Decision																						
E. Illinois	12-17-16	DNP - Coach's Decision																						
vs. Illinois	12-21-16	DNP - Coach's Decision																						
Lipscomb	12-29-16	DNP - Coach's Decision																						
LSU *	1-4-17	DNP - Coach's Decision																						
at Georgia *	1-7-17	DNP - Coach's Decision																						
Auburn *	1-10-17	DNP - Coach's Decision																						
at Arkansas	1-14-17	0	0-0	.000	0-0	.000	0-0	.000	0-0	.000	0	0	0	0.3	0	0	0	0	0	0	0	0.0		
at Alabama *	1-18-17	DNP - Coach's Decision																						
Ole Miss *	1-21-17	DNP - Coach's Decision																						
at Miss. State *	1-25-17	DNP - Coach's Decision																						
S. Carolina *	1-28-17	DNP - Coach's Decision																						
at Florida*	2-2-17	7	0-0	.000	0-0	.000	0-0	.000	0-0	.000	0	0	0	0.2	1	0	0	0	0	0	1	0	0.0	
Arkansas *	2-4-17	DNP - Coach's Decision																						
at Texas A&M*	2-8-17	1	0-0	.000	0-0	.000	0-0	.000	0-0	.000	0	0	0	0.2	0	0	0	0	0	0	0	0	0.0	
Vanderbilt *	2-11-17	DNP - Coach's Decision																						
Alabama *	2-15-17	DNP - Coach's Decision																						
at Tennessee*	2-18-17	3	1-3	.333	0-1	.000	0-0	.000	0-0	.000	2	0	2	0.4	1	0	0	0	0	0	0	2	0.3	
Kentucky *	2-21-17																							
at Ole Miss *	2-25-17																							
Texas A&M *	2-28-17																							
at Auburn *	3-4-17																							

2016-17 (SOPHOMORE):

- Appeared in back-to-back road games for the Tigers, coming off the bench at Texas A&M (Feb. 8).
- Season-high seven minutes of action at Florida (Feb. 2), snagging one steal.
- Made season debut in Mizzou's season-opening win vs. Alabama A&M (Nov. 13), playing six minutes off the bench and recording one rebound.

2015-16 (FRESHMAN):

- Appeared in 7 games for head coach Kim Anderson, shooting 4-of-8 from the field for the season with 8 total rebounds.
- Scored his first career points on a three-pointer in his first minute of collegiate action at No. 13 Arizona (Dec. 13).
- Six points (3-of-4 FG) in just five minutes to close out the 78-25 win vs. Arkansas-Pine Bluff (Dec. 29), including 3 rebounds and 2 blocks.
- Season-high 12 minutes of action off the bench at Alabama (Feb. 6), recording a season-best 3 rebounds.

HIGH SCHOOL:

- Averaged 17.0 points and 7.5 rebounds per game and helped lead Beaver Dam High School to a 19-win season as a senior.
- Named First Team All-State in Wisconsin's Division 2 by the Wisconsin Basketball Coaches Association (WBCA) following his standout senior season.
- Earned Little Ten Conference Co-Player of the Year honors for his tremendous play on the court.
- Named Daily Citizen Player of the Year and earned all-area recognition after his 2014-15 campaign.
- Participated in the 2015 WBCA All-Star Game, an annual contest featuring the state of Wisconsin's top players.
- Played three seasons at Lake Forest High School in Illinois before transferring to Beaver Dam High School in Wisconsin for his senior season.

- Battled injuries throughout career at Lake Forest, averaging 6.3 points and 3.3 points per game as a junior while playing through a stress fracture.
- Played AAU basketball with Full Package Athletics, receiving coaching from Louis Walker and Steve Pratt.
- Passed up several Division II scholarship offers to accept Coach Anderson's walk-on opportunity at Mizzou.

PERSONAL:

- Son of John and Jamie Wolf.
- Has an older sister, Danielle, and younger sister, Lilly.
- Born on March 21, 1997, in Milwaukee, Wis.
- Would like to work in business at the conclusion of his basketball-playing career.
- Father, John, was a walk-on basketball player at Marquette from 1988-90.
- Favorite movie is Star Wars.
- Has lived in seven different states in his lifetime.

NCAA APPEARANCES: '44, '76, '78, '80, '81, '82, '83, '86, '87, '88, '89, '90, '92, '93, '95, '99, '00, '01, '02, '03, '09, '10, '11, '12, '13

33



CULLEN VANLEER

SO | G | 6-4 | 208

Pacific, Mo. // Pacific HS



#33 AT A GLANCE

Games Where #33..	2016-17	Career
Scored 5+ points	15	26
Scored 10+ points	4	7
Hit 3+ FGs	7	11
Hit 2+ 3-pointers	9	16
Recorded 3+ rebounds	4	10
Multiple assists	9	14
Dished 5+ assists	1	1
Multiple steals	5	8
Played 20+ minutes	19	28
Played 30+ minutes	10	12

#33 Game & Career Highs...

2016-17	Career
14, vs. Miami (Ohio)	14, vs. Miami (Ohio)
12-6-16	PTS 12-6-16
5, vs. Arkansas	5, Twice
2-4-17	FGM -
10, vs. NC Central	10, vs. NC Central
11-28-16	FGA 11-28-16
4, vs. Miami (Ohio)	4, twice
12-6-16	3PTM -
7, 3 times	7, 6 times
-	3PTA -
3, vs. NC Central	3, vs. NC Central
11-28-16	FTM 11-28-16
4, vs. NC Central	4, vs. NC Central
11-28-16	FTA 11-28-16
5, twice	5, twice
-	REB -
5, vs. Alabama A&M	5, vs. Alabama A&M
11-13-16	AST 11-13-16
1, 7 times	1, 8 times
-	BLKS -
3, Twice	3, Twice
-	STLS -
37, twice	37, twice
-	MIN -

VANLEER CAREER STATS

SEASON	G-GS	MIN	MPG	FG-A	FG%	3FG-A	3FG%	FT-A	FT%	OFF	DEF	REB	AVG.	AST / TO	BS / S	TP	AVG.
2015-16	31-3	534	17.2	45-138	.326	30-110	.273	5-8	.625	7	29	36	1.2	24 / 14	1 / 10	125	4.0
2016-17	26-16	658	25.3	45-132	.341	34-108	.315	17-20	.850	3	40	43	1.7	37 / 24	8 / 20	141	5.4
TOTAL	57-19	1192	20.9	90-270	.333	64-218	.294	22-28	.786	10	69	79	1.4	61 / 38	9 / 30	266	4.7

VANLEER 2016-17 GAME-BY-GAME

Opponent	Date	GS	Min	FG	FGA	Pct	3FG	FGA	Pct	FT	FTA	Pct	Off	Def	Tot	Avg	PF	FO	A	TO	Blk	Stl	Pts	Avg
ALABAMA A&M	11-13-16	*	29	3-5	.600	3-5	.600	0-0	.000	0	2	2	2.0	3	0	5	1	1	0	9	9.0			
vs Xavier	11-17-16	*	37	1-3	.333	1-2	.500	0-0	.000	0	2	2	2.0	4	0	1	2	1	1	3	6.0			
vs Davidson	11-18-16	*	35	4-9	.444	3-7	.429	0-0	.000	0	1	1	1.7	2	0	2	2	0	2	11	7.7			
vs Tulane	11-20-16	*	33	1-6	.167	1-5	.200	0-0	.000	0	1	1	1.5	3	0	3	3	0	0	3	6.5			
NW STATE	11-26-16	*	35	4-8	.500	2-6	.333	0-0	.000	0	5	5	2.2	1	0	3	1	1	1	10	7.2			
NC CENTRAL	11-28-16	*	35	1-10	.100	0-6	.000	3-4	.750	0	3	3	2.3	4	0	1	0	0	2	5	6.8			
WESTERN KENTUCKY	12-3-16	*	30	1-5	.200	1-5	.200	2-2	1.000	0	2	2	2.3	2	0	1	1	0	3	5	6.6			
MIAMI (OHIO)	12-6-16	*	25	4-7	.571	4-7	.571	2-2	1.000	0	1	1	2.1	3	0	1	0	0	1	14	7.5			
ARIZONA	12-10-16	*	37	2-8	.250	2-7	.286	2-2	1.000	0	2	2	2.1	2	0	4	1	0	1	8	7.6			
EASTERN ILLINOIS	12-17-16	*	28	2-6	.333	0-3	.000	2-2	1.000	0	5	5	2.4	0	0	1	0	0	0	6	7.4			
vs Illinois	12-21-16	*	35	2-8	.250	1-4	.250	0-0	.000	0	1	1	2.3	5	1	3	1	0	1	5	7.2			
LIPSCOMB	12-29-16		23	0-5	.000	0-5	.000	0-1	.000	2	1	3	2.3	1	0	1	0	1	0	0	6.6			
LSU *	1-4-17		1	0-0	.000	0-0	.000	0-0	.000	0	0	0	2.2	0	0	0	0	0	0	0	6.1			
at Georgia*	1-7-17		11	0-2	.000	0-2	.000	0-0	.000	0	2	2	2.1	3	0	1	0	1	0	0	5.6			
AUBURN*	1-10-17		4	0-1	.000	0-1	.000	0-0	.000	0	0	0	2.0	1	0	0	0	0	0	0	5.3			
at Arkansas*	1-14-17		8	1-1	1.000	1-1	1.000	0-0	.000	1	0	1	1.9	1	0	1	1	0	0	3	5.1			
at Alabama*	1-18-17		20	1-2	.500	1-2	.500	0-0	.000	0	2	2	1.9	4	0	0	2	0	0	3	5.0			
OLE MISS*	1-21-17		23	3-6	.500	3-6	.500	0-1	.000	0	3	3	2.0	2	0	0	0	0	0	9	5.2			
at Miss. State*	1-25-17		28	3-4	.750	3-4	.750	0-0	.000	0	1	1	1.9	2	0	1	0	0	0	9	5.4			
S. CAROLINA*	1-28-17		25	1-5	.200	1-5	.200	0-0	.000	0	3	3	2.0	2	0	2	1	0	0	3	5.3			
at Florida*	2-2-17		21	2-5	.400	2-4	.500	0-0	.000	0	1	1	2.0	3	0	0	0	0	0	6	5.3			
ARKANSAS*	2-4-17	*	32	5-9	.556	2-6	.333	0-0	.000	0	0	0	1.9	4	0	0	2	1	1	12	5.6			
at Texas A&M*	2-8-17	*	28	1-6	.167	1-5	.200	0-0	.000	0	0	0	1.8	1	0	2	2	1	1	3	5.5			
VANDERBILT	2-11-17	*	30	1-3	.333	1-3	.333	2-2	1.000	0	0	0	1.7	2	0	4	1	1	1	5	5.5			
ALABAMA*	2-15-17	*	27	1-5	.200	1-5	.200	2-2	1.000	0	0	0	1.6	1	0	0	3	0	2	5	5.5			
at Tennessee*	2-18-17	*	18	1-3	.333	0-2	.000	2-2	1.000	0	2	2	1.7	3	0	1	0	0	3	4	5.4			
Kentucky *	2-21-17																							
at Ole Miss *	2-25-17																							
Texas A&M *	2-28-17																							
at Auburn *	3-4-17																							

HONORS:

- 2015-16 First-Year SEC Academic Honor Roll

2016-17 (SOPHOMORE):

- Scored a career-high 14 points and matched a career-high for three-pointers made with four in a win over Miami (Ohio) on Dec. 6.
- Posted a career-high three steals and connected on two free throws in the final minute to seal the victory against Western Kentucky (Dec. 3).
- Recorded a career-high five rebounds vs. Northwestern State (Nov. 26).
- Knocked down three three-pointers in Mizzou's season-opening win over Alabama A&M (Nov. 13), dishing out a career-high five assists as well.

2015-16 (FRESHMAN):

- Appeared in all 31 games for Mizzou in his first collegiate campaign, including three starts late in the Tigers' SEC schedule.
- Averaged 4.0 points and 1.2 rebounds in 17.2 minutes per game in his first season wearing the Black & Gold.
- Hit on his first two field goal attempts in his collegiate debut vs. Wofford (Nov. 13), including his first career three-pointer.
- Season-best 13 points (5-of-9 FG, 3-of-7 3PT) at Xavier (Nov. 17), leading the Tigers in scoring for the first time.
- Season-high 3 assists in second start at Arkansas (Feb. 20), his fifth game of the season with multiple assists.

PACIFIC HIGH SCHOOL:

- Averaged 23.5 points and 7.3 rebounds per game for Pacific High School as a senior.
- Became the all-time leading scorer in Pacific history, snapping a record that stood since 1954.
- Reached 1,000 career points in just 58 games.

- Named Missouri Class 4 Co-Player of the Year.
- Was a MBCA Class 4 All-State selection.
- Added academic all-conference honors as a senior.
- Also competed in golf in high school, receiving first team all-conference recognition and twice qualifying for the Missouri state golf championship.

PERSONAL:

- Son of John and Lori VanLeer.
- Born on May 25, 1996, in Beaufort, Mo.
- Both parents attended Missouri State and work as educators, with mother, Lori, working as a superintendent and father, John, working as a physical education teacher and coach.
- Has been a fan of Mizzou Basketball since childhood.
- Showed cattle as a youngster.
- Has a younger brother named Cameron.
- Favorite sports movie is Glory Road.
- Would like to follow in his parents' footsteps and become a teacher or coach, or work in the physical therapy field.
- Avid golfer who sank the first hole-in-one of his golf career on an off day of Mizzou's first week of official 2016-17 practices.

NCAA APPEARANCES: '44, '76, '78, '80, '81, '82, '83, '86, '87, '88, '89, '90, '92, '93, '95, '99, '00, '01, '02, '03, '09, '10, '11, '12, '13

INDIVIDUAL: THE LAST TIME MIZZOU HAD...

Player score 25 points _____ Kevin Puryear (26) vs. Ole Miss; Jan. 21, 2017

Player score 30 points _____ Jabari Brown (30) vs. Davidson; March 18, 2014

Player score 35 points _____ Thomas Gardner (40) vs. Kansas; Jan. 16, 2006

Player score 40 points _____ Thomas Gardner (40) vs. Kansas; Jan. 16, 2006

Player grab 15 rebounds _____ Johnathan Williams III (15) vs. Texas A&M; March 14, 2014

Player grab 20 rebounds _____ Curtis Berry (20) vs. Kansas; Jan. 9, 1980

Player record a double-double _____ Jordan Barnett (15 p, 13 r) vs. Lipscomb, Dec. 29, 2016

Two players record a double-double _____ Russell Woods (13 p, 11 r) _____ Terrence Phillips (10 p, 10 a) vs. Ole Miss; Jan. 21, 2017

Player record a triple-double _____ Never

Player score 20+ points in back-to-back games _____ Jordan Barnett (23) at Texas A&M, Feb. 8, 2017; (23) vs. Vanderbilt, Feb. 11, 2017

Player score 20+ points in back-to-back games to start season _____ Frankie Hughes (23) vs. Alabama A&M, Nov. 13, 2016; (24) vs. Xavier, Nov. 17, 2016

Player score 20+ points in back-to-back-to-back games _____ Jabari Brown (20) at Ole Miss, Feb. 8, 2014; (25) vs. Arkansas, Feb. 13, 2014; (24) vs. Tennessee, Feb. 15, 2014

Player dish out 10 assists _____ Terrence Phillips (10) vs. Ole Miss; Jan. 21, 2017

Player collect five steals _____ Terrence Phillips (5) vs. Miami (Ohio); Dec. 6, 2016

Player hit five three-point baskets _____ Terrence Phillips (5) at Georgia; Jan. 7, 2017

Player make 10 free throws _____ Kevin Puryear (11-12) vs. Xavier; Nov. 17, 2016

Two players score 20 points in a game _____ Jabari Brown (26) _____ Earnest Ross (24) vs. Texas A&M; March 14, 2014

Three players score 20 points in a game _____ Frankie Hughes (24) _____ Kevin Puryear (22) _____ Terrence Phillips (21) vs. Xavier; Nov. 17, 2016

Two players grab 10 rebounds in a game _____ Jakeenan Gant (11) _____ Russell Woods (10) vs. Arkansas-Pine Bluff; Dec. 29, 2015

Three players grab 10 rebounds in a game _____ Negus Webster-Chan (11) _____ Earnest Ross (10) _____ Alex Oriakhi (10) vs. Alcorn State; Nov. 13, 2012

Five players score in double figures _____ Jordan Barnett (18) _____ Kevin Puryear (15) _____ Jordan Geist (13) _____ Terrence Phillips (12) _____ K.J. Walton (11) vs. LSU, Jan. 4, 2017

Six players score in double figures _____ Matt Pressey (14) _____ Phil Pressey (12) _____ Ricardo Ratiliffe (12) _____ Michael Dixon Jr. (12) _____ Kim English (10) _____ Steve Moore (10) at Iowa State; Jan. 11, 2012

Seven players score in double figures _____ Kim English (20) _____ Justin Stafford (16) _____ Laurence Bowers (16) _____ Marcus Denmon (12) _____ Matt Pressey (10) _____ Michael Dixon Jr. (10) _____ Ricky Kreklow (10) vs. North Alabama; Jan. 5, 2011

TEAM: THE LAST TIME MIZZOU...

Scored 100 points or more _____ Dec. 17, 2012; Mizzou 102, South Carolina State 51

Scored less than 50 points _____ Nov. 23, 2015; Kansas State 66, Mizzou 42

Scored less than 50 points and won _____ Nov. 14, 1997; Mizzou 45, Depaul 42

Allowed 100 points or more _____ Feb. 7, 2011; Kansas 103, Mizzou 86

Held an opponent to less than 40 points _____ Dec. 29, 2015; Mizzou 78, Arkansas-Pine Bluff 25

Held an opponent to less than 50 points _____ Nov. 13, 2016; Mizzou 99, Alabama A&M 44

Had 50 rebounds _____ Jan. 10, 2016, vs. Auburn (51)

Had 20 assists _____ Feb. 8, 2017, at Texas A&M (51)

Had 30 assists _____ Dec. 18, 2010, vs. Central Arkansas (33)

Had 10 steals _____ Jan. 7, 2017, at Georgia (10)

Held opponent to less than 25 percent shooting _____ Dec. 29, 2015, Arkansas-Pine Bluff (15.4)

Shot better than 70 percent from the field _____ Dec. 6, 1989, vs. Hawaii Loa (.752)

Shot under 30 percent from the field _____ Nov. 28, 2016, vs. North Carolina Central (.250)

Shot better than 90 percent from the free throw line _____ March 8, 2014 at Tennessee (13-for-14, .921)

Attempted 40 free throws _____ Dec. 29, 2016, vs. Lipscomb (41)

Made 10 3-pointers _____ Jan. 21, 2017, vs. Ole Miss (11-for-25)

Won an overtime game _____ Jan. 8, 2015 vs. LSU; Mizzou 74, LSU 67 (OT)

Lost an overtime game _____ Nov. 17, 2016 vs. Xavier; XU 83, Mizzou 82 (OT)

Played a double-OT game _____ March 14, 2014; Mizzou 91, Texas A&M 83

Played a triple-overtime game _____ Jan. 13, 2001; Mizzou 112, Iowa State 109 (4OT)

Defeated an AP Top 25 team _____ Dec. 15, 2013; Mizzou 80, No. 18 UCLA 71

Defeated a USA Today Top 25 team _____ Feb. 16, 2016; Mizzou 72, No. 23 South Carolina 67

Had a 20-point win _____ Feb. 11, 2017; Mizzou 72, Vanderbilt 52

Had a 30-point win _____ Jan. 2, 2016; Mizzou 81, Savannah State 50

Had a 40-point win _____ Dec. 29, 2015; Mizzou 78, Arkansas-Pine Bluff 25

Had a 50-point win _____ Nov. 13, 2016; Mizzou 99, Alabama A&M 44

Won back-to-back road games _____ Dec. 28, 2013 at North Carolina State (68-64) _____ Jan. 11, 2014 at Auburn (70-68)

Won by double digits over an SEC team _____ Feb. 11, 2017 vs. Vanderbilt (72-52)

MIZZOU STARTERS...

Opponent	G	G	G	F	F	Record **
Nov. 13 Alabama A&M	Phillips	Hughes	VanLeer	Puryear	Woods	1-0
Nov. 17 vs. Xavier	Phillips	Hughes	VanLeer	Puryear	Woods	1-1
Nov. 18 vs. Davidson	Phillips	Hughes	VanLeer	Puryear	Woods	1-2
Nov. 20 vs. Tulane	Phillips	Hughes	VanLeer	Puryear	Woods	2-2
Nov. 26 Northwestern St.	Phillips	Hughes	VanLeer	Puryear	Woods	3-2
Nov. 28 NC Central	Phillips	Hughes	VanLeer	Puryear	Woods	3-3
Dec. 3 Western Kentucky	Phillips	Hughes	VanLeer	Puryear	Woods	4-3
Dec. 6 Miami (Ohio)	Phillips	Hughes	VanLeer	Puryear	Woods	5-3
Dec. 10 Arizona	Phillips	Hughes	VanLeer	Puryear	Woods	5-4
Dec. 17 Eastern Illinois	Phillips	Hughes	VanLeer	Puryear	Woods	5-5
Dec. 21 vs. Illinois	Phillips	Hughes	VanLeer	Puryear	Woods	5-6
Dec. 29 Lipscomb	Phillips	Geist	Barnett	Puryear	Woods	0-1
Jan. 4 LSU	Walton	Geist	Barnett	Puryear	Woods	0-1
Jan. 7 at Georgia	Walton	Geist	Barnett	Puryear	Woods	0-2
Jan. 10 Auburn	Walton	Geist	Barnett	Puryear	Woods	0-3
Jan. 14 at Arkansas	Walton	Geist	Barnett	Puryear	Woods	0-4
Jan. 18 at Alabama	Walton	Geist	Barnett	Puryear	Woods	0-5
Jan. 21 Ole Miss	Walton	Geist	Barnett	Puryear	Woods	0-6
Jan. 25 at Mississippi St.	Walton	Geist	Barnett	Puryear	Woods	0-7
Jan. 28 South Carolina	Walton	Geist	Barnett	Puryear	Woods	0-8
Feb. 2 at Florida	Walton	Geist	Barnett	Puryear	Woods	0-9
Feb. 4 Arkansas	Phillips	Walton	VanLeer	Puryear	Woods	1-0
Feb. 8 at Texas A&M	Phillips	Walton	VanLeer	Puryear	Woods	1-1
Feb. 11 Vanderbilt	Phillips	Walton	VanLeer	Puryear	Woods	2-1
Feb. 15 Alabama	Phillips	Walton	VanLeer	Puryear	Woods	2-2
Feb. 18 at Tennessee	Phillips	Walton	VanLeer	Puryear	Woods	2-3

MIZZOU WHEN...

Playing at home	6-9
Playing on the road	0-7
Playing on a neutral court	1-3
SEC games	2-12
SEC at home	2-5
SEC on the road	0-7
Following a win	2-5
Following a loss	4-14
Leading at half	6-7
Trailing at half	1-12
Tied at half	0-0
Shoots at least 50%	3-0
Shoots less than 50%	4-19
Opponent shoots 50%	1-2
Shoots more FT than Opp.	6-6
Shoots fewer FT than Opp.	0-12
Shoots same FT as Opp.	1-1
Makes more FT than Opp.	6-7
Makes fewer FT than Opp.	0-11
Makes same FT as Opp.	1-1
Scores 90-110	1-0
Scores 80-89	3-1
Scores 70-79	1-8
Scores 69 or fewer	2-9
Leads in rebounding	6-4
Trails in rebounding	1-13
Tied in rebounding	0-2
More turnovers than Opp.	2-10
Fewer turnovers than Opp.	4-8
Same turnovers as Opp.	1-1
In November	3-3
In December	2-4
In January	0-8
In February	2-4
In March	0-0
Margin between 1-5	3-7
Margin between 6-10	0-3
Margin between 11-20	0-5
Margin 20+	4-2
Overtime Games	0-1
On Sunday	2-0
On Monday	0-1
On Tuesday	1-1
On Wednesday	0-5
On Thursday	0-3
On Friday	0-1
On Saturday	4-8
Wearing White	5-11
Wearing Black	1-4
Wearing Gold	1-2
Wearing Anthracite	0-2

NCAA APPEARANCES: '44, '76, '78, '80, '81, '82, '83, '86, '87, '88, '89, '90, '92, '93, '95, '99, '00, '01, '02, '03, '09, '10, '11, '12, '13

2016-17 BOX SCORES



Official Basketball Box Score - Game Totals - Final Statistics
Alabama A&M vs Mizou
11-13-16 7:05 p.m. at Mizou Arena / Columbia, Mo.

Alabama A&M 44 • 0-2

#	Player	Total	FG	3-PT	Rebounds	Off	Def	PF	TP	A	T	Bk	Stl	Min
01	De'Ericke Petty	3-12	1-6	6-8	1	0	1	1	13	0	4	1	2	25
10	Rakya Battle	0-4	0-2	2-2	0	0	0	0	1	2	1	1	0	18
24	Evan Wiley	0-3	0-0	0-0	1	2	3	3	0	0	0	0	1	9
12	Tracy Burnett	0-0	0-0	0-0	3	5	8	3	6	0	1	0	29	
02	Quinterian McConico	1-9	0-0	1-2	1	4	5	3	3	0	2	0	23	
03	Christopher Thomas	0-2	0-1	0-0	1	0	1	2	0	0	0	0	13	
04	Ariston Johnson	3-9	0-1	0-0	0	0	0	0	3	6	1	2	0	24
11	Matthew Cotton	0-0	0-0	0-0	1	3	4	1	4	1	1	0	16	
12	Marcus Merriweather	2-4	0-1	0-1	0	1	1	0	4	0	0	0	11	
20	L'Quan Wiltshire	0-1	0-0	2-2	2	2	4	2	2	1	0	0	16	
22	Eugene Jones Jr.	2-6	0-2	0-0	2	1	3	3	4	0	0	0	16	
	Team				2	1	3		2					
	Totals	16-60	1-13	11-15	13	16	29	22	44	4	15	1	5	200

FG % 1st Half:	8.3%	22.9%	2nd Half:	8.2%	32.0%	Game:	16-60	26.7%
3FG % 1st Half:	0.0%	0.0%	2nd Half:	3.3%	33.3%	Game:	1-3	7.7%
FT % 1st Half:	4.4	100.0%	2nd Half:	7.1	68.8%	Game:	11-15	73.3%

Mizzou 99 • 1-0

Player	Total	FG	3-PT	Rebounds	Off	Def	PF	TP	A	T	Bk	Stl	Min
01 PHILLIPS, Terrence	2-3	0-0	3-5	0	3	3	2	7	5	3	0	0	20
01 HUGHES, Frankie	9-14	4-9	1-4	1	1	2	0	23	1	1	1	2	21
24 PURYEAR, Kevin	2-4	0-0	3-4	0	9	9	0	7	1	0	1	1	15
25 WOODS, Russell	3-3	0-0	6-7	2	1	3	12	0	0	0	0	0	17
31 VANLEER, Cullen	3-5	3-5	0-0	0	2	2	3	9	5	1	1	0	29
02 JACKSON, Willie	5-6	0-0	1-2	4	5	9	1	11	1	0	0	0	20
03 SMITH, Mitchell	3-4	0-0	1-3	1	4	5	2	7	0	1	1	1	13
10 RAU, Brett	0-0	0-0	0-0	0	0	0	0	0	0	1	0	0	2
11 WALTON, K.J.	4-6	0-0	1-2	1	1	2	9	2	1	0	1	2	18
12 GLASSMAN, Trevor	0-0	0-0	0-0	0	0	0	0	0	1	1	0	0	2
14 NIKKO, Reed	2-4	0-0	2-2	0	4	4	0	6	1	0	1	1	15
15 GEIST, Jordan	2-6	1-2	3-4	0	1	1	0	8	0	0	0	2	22
32 WOLF, Adam	0-1	0-0	0-0	1	0	1	1	0	0	0	0	0	6
Team				0	1	1							
Totals	35-56	8-16	21-33	10	33	43	14	99	17	9	4	9	200

FG % 1st Half:	16.2%	57.1%	2nd Half:	19.2%	67.9%	Game:	35-56	62.5%
3FG % 1st Half:	4.1%	36.4%	2nd Half:	4.5%	80.0%	Game:	8-16	50.0%
FT % 1st Half:	13.3%	76.5%	2nd Half:	9.3%	50.0%	Game:	21-33	63.6%

Officials: Doug Show, Antonio Petty, Owen Short
Technical fouls: Alabama A&M None, Mizou None.
Attendance: 3977

Score by periods	1st	2nd	Total
Alabama A&M	20	24	44
Mizzou	49	50	99

■ Mizou's 99 points scored was the squad's highest game total since scored 102 points against South Carolina State on Dec. 17, 2012.

■ Ten different Tigers scored, including 55 of Mizou's 99 points coming from newcomers.

■ The 23 points scored by freshman guard Frankie Hughes matched the program record for a freshman debut.

■ The Tigers set a Mizou Arena record for fewest assists allowed, giving up just four to Alabama A&M. The previous low was five, last set against Texas A&M in 2012.



Official Basketball Box Score - Game Totals - Final Statistics
Xavier vs Mizou
11/17/16 1:00 PM ET at Orlando, Fla. (HP Field House)

Xavier 83 • 3-0

Player	FG	3-PT	Rebounds	Off	Def	PF	TP	A	T	Bk	Stl	Min		
04 O'MARA, Sean	5-7	0-0	3-4	2	3	5	1	13	0	0	1	1	25	
04 SUMNER, Edmond	7-19	0-5	4-11	0	6	6	3	18	1	4	1	3	41	
05 BLUETT, Trevor	5-16	0-6	3-4	1	2	3	4	13	1	3	0	0	29	
11 BERNARD, Malcolm	1-5	1-3	1-1	1	4	5	4	6	2	1	2	32		
05 MACURA, J.P.	6-14	1-7	6-6	3	2	5	2	19	5	2	0	42		
05 JONES, Tyrone	0-2	0-0	0-0	3	1	4	5	0	1	0	1	9		
03 GASTON, Quentin	0-1	0-0	2-2	0	1	1	0	2	1	0	0	20		
03 JACSON, Rashid	3-4	0-0	6-30	3	7	10	5	12	2	4	0	27		
Team				6	7	13								
Totals	28-70	2-22	25-38	19	33	52	24	83	14	9	8	225		
FG % 1st half:	14-35		2nd half:	11-28	39.0%	Q1:	3-7	42.9%	Game:	28-70	90.0%	Overall:	28-70	90.0%
3FG % 1st half:	2-12	16.7%	2nd half:	0-7	0.0%	Q2:	0-3	0.0%	Game:	2-22	9.1%	Overall:	2-22	9.1%

FG % 1st Half:	14.3%	40.0%	2nd Half:	11.2%	39.3%	Game:	28-70	40.0%
3FG % 1st Half:	2.1%	16.7%	2nd Half:	0.7%	0.0%	Game:	2-22	9.1%
FT % 1st Half:	6.1%	54.5%	2nd Half:	13.9%	68.4%	Game:	25-38	65.8%

Mizzou 82 • 1-1

#	Player	Total	FG	3-PT	Rebounds	Off	Def	PF	TP	A	T	Bk	Stl	Min
24	PURYEAR, Kevin	5-17	1-5	11-12	1	9	10	1	22	3	0	1	0	40
24	WOODS, Russell	1-3	0-0	0-1	1	0	1	5	4	0	1	1	0	17
01	PHILLIPS, Terrence	7-16	1-6	6-6	0	7	7	5	21	5	2	0	1	40
01	HUGHES, Frankie	8-20	5-13	5-3	2	3	5	1	24	3	4	0	3	41
31	VANLEER, Cullen	1-3	1-2	0-0	0	2	2	4	3	1	2	1	0	37
02	JACKSON, Willie	3-3	0-0	0-1	1	3	4	6	0	1	0	0	0	20
03	SMITH, Mitchell	0-0	0-0	0-2	1	0	1	1	0	0	0	0	0	2
11	WALTON, K.J.	0-0	0-0	0-0	0	0	0	2	0	1	0	0	0	8
14	NIKKO, Reed	1-2	0-0	0-0	0	2	2	4	2	1	1	2	0	11
15	GEIST, Jordan	0-1	0-0	0-0	0	2	2	1	0	0	0	0	0	9
Team					3	2	5							
Totals		27-65	8-26	20-27	9	30	39	28	82	13	14	4	5	225

FG % 1st Half:	12.7%	44.4%	2nd Half:	13.3%	36.7%	Game:	27-65	41.5%
3FG % 1st Half:	3.3%	23.1%	2nd Half:	4.0%	40.0%	Game:	3-3	30.8%
FT % 1st Half:	11.5%	68.8%	2nd Half:	7.9%	77.8%	Game:	20-27	74.1%

Score by periods	1st	2nd	OT	Total
Xavier	36	35	12	83
Mizzou	38	33	11	82

■ Freshman guard Frankie Hughes scored 24 points to lead Mizou in the game, becoming the first Tiger to ever start his career back-to-back 20-point games. Hughes scored 23 points in his collegiate debut against Alabama A&M on Nov. 13.

■ Hughes sank five shots from beyond the three-point arc in the game, the first time a Tiger has sank five or more from deep since Namon Wright drained six from deep against Ole Miss on Feb. 23, 2016.

■ Mizou had three players score 20 or more points; Hughes (24), sophomore forward Kevin Puryear (22) and sophomore guard Terrence Phillips (21), for the first time since Feb. 8, 2014, when Earnest Ross (24), Jordan Clarkson (23) and Jabari Brown (20) did so against Ole Miss.

■ The 21-point output from Phillips is a new career-high, surpassing his previous high of 16 set twice last year.



Official Basketball Box Score - Game Totals - Final Statistics
Davidson vs Mizou
11/18/16 11:30 AM ET at Orlando, Fla. (HP Field House)

Davidson 70 • 2-1

#	Player	Total	FG	3-PT	Rebounds	Off	Def	PF	TP	A	T	Bk	Stl	Min
22	MAGARITY, Will	3-10	0-5	0-0	0	4	4	5	6	3	5	2	0	25
23	ALDRIDGE, Peyton	8-13	3-5	2-4	1	6	7	0	21	1	3	1	0	37
03	GLUDUMUNSON, Jon Ax.	2-5	2-5	1-2	1	2	3	2	7	2	0	0	3	26
12	GIBBS, Jack	7-16	3-9	8-9	1	2	3	2	25	4	4	0	2	34
22	REIGEL, Rusty	0-3	0-3	0-0	0	6	6	1	0	2	0	1	0	37
00	KOVAČEVIĆ, Dusan	0-0	0-0	0-0	1	1	4	0	0	1	0	0	0	5
01	ERKUL, Nathan	1-1	0-0	1-1	0	3	3	3	3	1	0	1	0	10
02	WATKINS, Jordan	3-5	0-0	0-0	1	3	4	2	8	1	1	0	0	23
11	FAINES, Camie	0-0	0-0	0-0	0	0	0	0	0	0	0	0	0	0
31	GIAMOUKIS, Manu	0-0	0-0	0-0	0	0	0	0	0	0	0	0	0	0
00	MCALLIFF, Andrew	0-1	0-0	0-0	0	0	0	0	0	0	0	1	0	3
Team					2	3	5							
Totals		24-54	10-30	12-16	6	30	36	19	70	14	16	5	6	200

FG % 1st Half:	14.3%	42.4%	2nd Half:	10-21	47.6%	Game:	24-54	44.4%
3FG % 1st Half:	6-18	33.3%	2nd Half:	4-12	33.3%	Game:	10-30	33.3%
FT % 1st Half:	8-9	88.9%	2nd Half:	9-12	75.0%	Game:	12-16	75.0%

Mizzou 55 • 1-2

#	Player	Total	FG	3-PT	Rebounds	Off	Def	PF	TP	A	T	Bk	Stl	Min
24	PURYEAR, Kevin	1-10	0-1	2-3	1	5	6	1	12	0	2	1	0	29
25	WOODS, Russell	5-13	0-0	0-0	1	1	2	0	2	0	1	0	0	16
01	PHILLIPS, Terrence	0-8	0-3	1-2	1	2	3	1	6	2	0	1	0	24
01	HUGHES, Frankie	6-11	0-4	0-1	0	2	2	2	2	3	0	1	0	25
31	VANLEER, Cullen	4-9	3-7	0-0	0	1	1	2	11	2	2	0	2	35
02	JACKSON, Willie	3-5	0-0	1-1	2	3	5	1	7	0	1	0	0	19
03	SMITH, Mitchell	2-6	0-1	2-2	3	3	6	2	6	1	2	0	1	17
11	WALTON, K.J.	1-1	0-0	0-0	0	0	0	0	0	0	0	0	0	0
14	NIKKO, Reed	5-6	0-0	1-1	0	3	3	0	10	1	1	1	0	16
15	GEIST, Jordan	1-3	0-0	2-2	0	4	4	1	4	3	1	0	1	19
Team					2	3	5							
Totals		22-61	3-16	8-12	11	26	37	15	55	14	15	2	6	200

FG % 1st Half:	11.2%	39.3%	2nd Half:	11-33	33.3%	Game:	22-61	36.1%
3FG % 1st Half:	1-5	20.0%	2nd Half:	2-11	18.2%	Game:	3-16	18.8%
FT % 1st Half:	8-9	88.9%	2nd Half:	8-10	80.0%	Game:	8-12	66.7%

Officials: Steve Olson, Lamont Simpson, Rick Randall
Technical fouls: Davidson None, Mizou None.
Attendance: 2016
2016 The Pro Invitational

Score by periods	1st	2nd	Total
Davidson	37	33	70
Mizzou	23	32	55

■ The Tigers were led by sophomore forward Kevin Puryear, who scored 12 points (5-10 FG, 2-3 FT) and grabbed five rebounds.

■ Sophomore guard Cullen VanLeer chipped in 11 points (two shy of his career-high), sinking three shots from beyond the three-point arc, one triple off his career-high.



2016-17 BOX SCORES



Official Basketball Box Score - Game Totals - Final Statistics Western Kentucky vs Mizou 12-3-16 2:01 PM at Columbia, Mo. (Mizzou Arena)



Western Kentucky 56 • 3-5

#	Player	Total	FG	FGA	FT	FTA	Rebounds	Off	Def	PF	TP	A	T	Bk	Stl	Min
01	HOWARD, Tobias	2-6	0-1	2-2	0	0	0	0	4	6	1	2	0	1	2	23
05	LOMOMBA, Junior	3-9	1-3	2-3	0	3	5	9	6	2	0	1	1	0	1	35
12	THOMAS, Panceke	3-12	1-5	2-5	0	5	1	9	1	1	0	1	1	0	1	39
20	JOHNSON, Justin	5-11	0-1	4-7	1	4	3	14	1	2	0	0	1	0	0	25
32	JOHNSON, Cee	5-12	1-5	1-2	0	8	8	12	1	3	1	1	1	0	1	34
03	PARRIS, Damari	0-0	0-0	0-0	0	0	0	0	1	0	0	0	0	0	1	8
14	LAWSON, Ben	2-2	0-0	2-2	2	2	3	4	0	3	3	0	3	0	0	20
42	WATERS, Anton	1-3	0-0	0-0	1	1	2	2	0	2	0	1	0	0	1	7
43	LEAHY, Marty	0-0	0-0	0-0	0	1	1	0	0	0	0	0	0	0	0	6
Team							0	2	2							
Totals		21-52	3-15	11-19	4	26	30	56	11	15	4	7	20	0	7	200
FG % 1st Half: 13-30		43.3%	2nd half: 8-22		36.4%	Game: 21-52		40.4%							Deadball	
3FG % 1st Half: 1-8		12.5%	2nd half: 2-7		28.6%	Game: 3-15		20.0%							Rebounds	
FT % 1st Half: 3-7		42.9%	2nd half: 6-12		50.0%	Game: 11-19		57.9%							5	

Mizzou 59 • 4-3

#	Player	Total		3-Pr		Rebounds							Min
		FG	FGA	FT	FTA	Off	Def	PF	TP	A	T	Bk	
01	PHILLIPS	2-6	1-5	1-2	0	8	2	6	5	0	2	3	33
03	HUGHES	5-15	3-10	5-6	1	3	4	2	18	1	2	0	35
24	PURYEAR	5-12	0-1	2-2	1	4	5	4	12	1	4	0	21
25	WOODS	4-6	0-0	2-4	4	8	2	10	1	1	0	1	31
33	VANLEER	1-5	1-5	2-2	0	2	2	5	1	1	0	3	30
02	JACKSON	2-6	0-1	2-2	2	3	5	1	6	0	3	1	15
05	SMITH	0-1	0-0	0-1	0	3	2	0	0	0	0	1	12
11	WALTON	1-4	0-1	0-2	3	2	5	1	2	1	1	0	14
15	GEIST	0-2	0-1	0-0	0	0	0	0	0	0	0	0	9
Totals		20-57	5-24	14-21	14	30	44	59	10	17	1	10	200
FG % 1st Half: 9-21 42.9% 2nd half: 11-26 42.3% Game: 20-57 35.1%													Deadball
3FG % 1st Half: 4-17 23.5% 2nd half: 1-7 14.3% Game: 5-24 20.8%													Rebounds
FT % 1st Half: 11-17 64.7% 2nd half: 3-7 42.9% Game: 14-21 66.7%													4

Officials: Orlando Poole, Brian Shey, Sean Casey
Technical fouls: Western Kentucky-None, Mizou-None.
Attendance: 4547

Score by periods

1st	2nd	Total
Western Kentucky	30	26
Mizzou	33	26

Last FG - WKU 2nd-01:34, MU-M 2nd-08:29.
Largest lead - WKU by 14:15:08, MU-M by 10:22:01.
WKU led for 11:49, MU-M led for 22:08. Game was tied for 06:03.

Score tied - 6 times.
Lead changed - 8 times.

With the 59-56 win, Mizou won its first-ever matchup against Western Kentucky, improving to 1-0 all-time against the Hilltoppers.

The Tigers grabbed a season-high 44 rebounds in the game, the most Mizou has had in a contest since totaling 46 in a win over South Carolina on Feb. 16, 2016. Mizou outrebounded the Hilltoppers 44-30, matching its best rebound margin, +14, in a game with the season-opening win over Alabama A&M (43-29) on Nov. 13.

Freshman guard Frankie Hughes scored in double-figures for the fifth time in his short career (7 games), scoring 18 points to lead the Tigers.

Hughes drained three shots from beyond the three-point arc in the game, his fifth time in seven games he made multiple threes in a game.



Official Basketball Box Score - Game Totals - Final Statistics Miami (Ohio) vs Mizou 12-16-17 7:01 PM at Columbia, Mo. (Mizzou Arena)



Miami (Ohio) 55 • 4-5

#	Player	Total	3-Pr		Rebounds		Off	Def	PF	TP	A	T	Bk	Stl	Min
		FG	FGA	FT	FTA	Off	Def	PF	TP	A	T	Bk	Stl	Min	
01	McLANE, Logan	5-8	1-2	1-2	0	4	5	12	0	0	0	0	0	0	24
00	HARPER, Darius	0-0	0-0	0-0	1	0	1	3	0	0	0	0	0	0	9
11	WRIGHT, Jake	2-9	2-8	2-2	1	4	5	1	8	1	1	0	0	0	29
24	WEATHERS, Michael	5-12	1-3	1-2	1	5	3	5	12	4	1	1	1	1	21
30	HAROUNA, Abdoulaye	0-2	0-2	0-0	1	0	1	0	0	0	0	0	1	0	7
02	MILLS, Rod	0-1	0-1	0-0	0	1	1	0	0	0	1	0	0	0	4
15	JOVIC, Milos	0-2	0-2	0-0	0	1	1	0	0	0	0	0	0	0	2
20	WAGIE, Dion	0-2	0-2	1-2	1	3	4	2	1	0	0	0	0	2	23
21	BISCHOFF, Jake	0-4	0-0	0-1	1	3	0	2	2	0	1	0	1	1	23
22	WEATHERS, Marcus	3-10	1-4	4-6	1	5	6	4	11	1	3	1	1	1	31
31	SOLOMON, Bruno	3-5	1-3	4-5	1	5	6	4	11	0	2	2	2	2	23
40	EKE KAZIE, Ben	0-0	0-0	0-0	0	0	0	0	0	0	0	0	0	0	4
	Team					5	7	12							
Totals		18-59	6-31	13-19	12	32	44	55	8	15	6	3	20	0	200
FG % 1st Half:		8-29	27.6%	2nd half:	10-30	33.3%	Game:	18-59	30.5%	Deadball					
3FG % 1st Half:		3-16	18.8%	2nd half:	3-15	20.0%	Game:	6-31	19.4%	Rebounds					
FT % 1st Half:		6-9	66.7%	2nd half:	7-10	70.0%	Game:	13-19	68.4%	1					

Mizzou 81 • 5-3

#	Player	Total	3-Pr													
		FG	FGA	FT	FTA	Off	Reb	Def	PF	TP	A	T	Bk	Stl	Min	
24	PURYEAR, Kevin	7	13	0	1	5	2	6	8	1	19	1	2	0	29	
05	WOODS, Russell	4	7	0	0	7	6	4	10	1	35	1	1	0	27	
01	PHILLIPS, Terrence	5	8	1	6	4	0	8	8	4	7	0	0	5	26	
03	HUGHES, Frankie	4	16	1	11	2	3	1	1	2	33	2	0	2	26	
33	VANLEER, Cullen	4	7	4	7	2	2	0	1	1	3	14	1	0	1	25
02	JACKSON, Willie	2	4	0	0	2	4	0	0	0	4	4	0	1	0	13
05	SMITH, Mitchell	1	2	0	0	2	2	0	2	2	3	4	0	1	1	10
19	RAU, Brett	0	0	0	0	0	0	1	0	1	0	0	0	0	0	1
11	WALTON, K.J.	1	6	0	2	0	4	1	3	4	0	2	1	1	0	19
21	GLASSMAN, Trevor	0	1	0	1	0	0	0	0	0	0	0	0	0	0	3
15	GEIST, Jordan	1	3	1	1	0	0	0	5	5	0	3	5	1	0	20
32	WOLF, Adam	0	0	0	0	0	0	0	0	0	0	0	0	0	0	1
	Team					4	5									
	Totals	25	67	10	34	22	31	16	34	50	19	8	6	1	9	200
	FG % 1st Half:	9	31	2	13	29.0%	2nd half:	16	36	44.4%	Game:	25	67	37.3%	Deadball	
	3FG % 1st Half:	2	13	7	16	15.4%	2nd half:	7	16	43.8%	Game:	9	29	31.0%	Rebounds	
	FT % 1st Half:	6	9	16	21	66.7%	2nd half:	16	21	76.2%	Game:	22	31	71.0%	3	

Officials: Doug Show, Kipp Kinsinger, Rusty Phillips
Technical fouls: Miami (Ohio)-None, Mizou-None.
Attendance: 3515

Mizzou improved to 1-0 all-time against Miami (Ohio).

Mizzou ignited in the second half, scoring 55 points, its most points in a single half since dropping 61 points in the second half of a 91-54 win over Alcorn State on Nov. 13, 2012.

For the second game in a row, Mizou set a season-high in rebounds, grabbing 50 boards, the first time Mizou has snagged 50 or more rebounds since Dec. 29, 2015 (56 vs. Arkansas-Pine Bluff).

The Tigers set a season-high in three-pointers made with nine, its third highest this season Mizou has connected on eight or more shots from beyond the arc. In 31 games last season, Mizou connected on eight or more shots from the three-point line just four times.

Mizzou went 22-of-31 from the free throw line, a season-high makes from the charity stripe for the Tigers and the most since connecting on 27-of-38 against South Carolina on Feb. 16, 2016.



Official Basketball Box Score - Game Totals - Final Statistics Arizona vs Mizou 12-10-16 11:01 PM at Columbia, Mo. (Mizzou Arena)



Arizona 79 • 8-2

#	Player	Total	3-Pr	Rebounds		Off	Def	PF	TP	A	T	Bk	Stl	Min
FG	FGA	FT	FTA	Off	Def	PF	TP	A	T	Bk	Stl	Min		
01	Alkins, Rawle	7-13	4-7	1-2	2	7	9	2	19	1	2	0	37	
02	Simmons, Kobi	5-15	3-6	0-0	0	2	2	4	19	1	1	0	37	
05	Allen, Kaleb	8-18	4-8	0-0	2	5	7	4	14	4	3	2	37	
07	Markarian, Lauri	3-6	2-3	0-0	1	2	6	5	8	2	3	0	21	
14	Ristic, Dundas	3-8	0-0	6-6	2	5	7	2	12	1	0	0	28	
21	Comanche, Chance	2-3	0-0	0-0	0	2	2	4	1	4	1	0	20	
25	Pinder, Keanu	1-1	0-0	1-2	2	7	9	4	3	2	1	2	19	
30	Tello, Tyler	0-0	0-0	0-0	0	0	0	0	0	0	0	0	1	
	Team				1	1	2							
Totals		29-61	13-24	8-10	12	34	46	79	12	15	4	4	200	
FG % 1st Half:		16-32	50.0%	2nd half:	13-29	44.8%	Game:	29-61	47.5%	Deadball				
3FG % 1st Half:		7-14	50.0%	2nd half:	6-10	60.0%	Game:	13-24	54.2%	Rebounds				
FT % 1st Half:		2-4	50.0%	2nd half:	6-6	100.0%	Game:	8-10	80.0%	5				

Mizzou 60 • 5-4

#	Player	Total	3-Pr	Rebounds	Off	Def	PF	TP	A	T	Bk	Stl	Min
		FG	FGA	FT	FTA	Off	Def	PF	TP	A	T	Bk	Stl
01	PHILLIPS, Terrence	0-3	0-0	3-5	0	2	2	3	3	2	0	0	16
03	HUGHES, Frankie	2-13	1-8	5-6	1	4	5	1	30	1	0	1	39
24	PURYEAR, Kevin	4-10	1-2	3-3	5	2	7	0	11	1	0	0	27
25	WOODS, Russell	3-6	0-0	2-4	2	4	6	1	8	0	3	0	25
33	VANLEER, Cullen	2-8	2-7	2-2	0	2	2	8	4	1	0	1	37
02	JACKSON, Willie	3-4	0-0	3-1	0	1	1	7	0	1	0	1	14
05	SMITH, Mitchell	2-3	0-0	1-2	0	2	2	1	5	0	1	1	15
11	WALTON, K.J.	2-3	0-0	1-3	0	1	1	0	5	1	1	0	11
15	GEIST, Jordan	0-5	0-1	3-4	0	2	2	3	1	0	0	2	26
	Team				0	0	0						
	Totals	18-55	4-18	20-30	8	20	28	11	60	10	8	1	7
FG % 1st half: 11-29 37.9% 2nd half: 7-26 26.9% Game: 18-55 32.7% Deadball													
3FG % 1st half: 3-10 30.0% 2nd half: 1-8 12.5% Game: 4-18 22.2% Rebounds													
FT % 1st half: 11-13 84.6% 2nd half: 9-17 52.9% Game: 20-30 66.7% 5													

Officials: Tony Greene, Antonio Pettit, Joe DeRosa
Technical fouls: Arizona-None, Mizou-None.

2016-17 BOX SCORES



Official Basketball Box Score – Game Totals – Final Statistics LSU vs Columbia, Mo. (Mizzou Arena) 1-4-17 8:05 PM at Columbia, Mo. (Mizzou Arena)

LSU 88 • 9-4, 1-1		Total		3-Ptr		Rebounds		FT-FTA		Off Def Tot		PF TP		A TO Blk Stl		Min	
##	Player	FG-FGA	FG-FGA	FT-FTA	FT-FTA	Off	Def	Off	Def	Off	Def	Off	Def	A	TO	Blk	Stl
3-9	BARNETT, Jordan	1-3	1-1	2-2	2-2	4	5	9	3	0	3	0	3	0	0	0	28
21	EPSS, Aaron	1-5	8-1	1-2	1-3	4	2	11	0	1	0	2	0	2	0	0	29
20	SAMPSON, Brandon	3-7	1-4	3-4	1-7	8	4	10	3	3	0	0	0	27			
22	BLANKENY, Antonio	3-10	3-4	1-1	5-6	2	24	1	1	0	1	1	0	36			
4	MAYS, Skylar	3-8	0-1	2-2	1	0	1	1	8	3	0	0	2	18			
10	ROBINSON III, Elbert	0-2	0-0	2-4	1	1	2	0	2	1	1	0	0	9			
15	HAYWARD, Kieran	1-4	1-3	0-0	1	3	4	1	3	1	0	1	1	16			
20	JENKINS, Brandon	0-0	0-0	0	0	2	0	0	0	0	0	0	0	0			
11	PATTERSON, Jean	5-8	1-3	0-0	0	4	4	11	3	0	0	3	0	24			
20	BRIDGEWATER, Brian	0-0	0-0	0-0	0	0	0	0	0	0	0	0	0	1	0	0	1
44	SIMS, Wayde	5-7	0-1	0-0	1	7	8	2	10	2	2	1	0	30			
Team		1		2		3		3		3		3		3		3	
Totals		35-73		7-18		11-16		10		34		44		22		88	
FG % 1st Half: 14-35		40.0%		2nd half: 21-38		55.3%		Game: 35-73		47.9%		Deadball		Rebounds		2	
3FG % 1st Half: 3-10		30.0%		2nd half: 4-8		50.0%		Game: 7-18		38.9%		FT % 1st Half: 4-7		57.1%		2nd half: 7-9	
FT % 1st Half: 4-7		57.1%		2nd half: 7-9		77.8%		Game: 11-16		68.8%							

Mizzou 77 • 5-8, 0-1

Mizzou 77 • 5-8, 0-1		Total		3-Ptr		Rebounds		FT-FTA		Off Def Tot		PF TP		A TO Blk Stl		Min	
##	Player	FG-FGA	FG-FGA	FT-FTA	FT-FTA	Off	Def	Off	Def	Off	Def	Off	Def	A	TO	Blk	Stl
21	BARNETT, Jordan	7-14	2-7	2-2	2-7	9	0	18	1	3	2	0	33				
24	PURYEAR, Kevin	7-12	1-4	0-1	2-5	7	5	35	0	3	0	0	27				
21	WOODS, Russell	1-4	0-0	2-2	1	2	3	8	0	2	4	0	16				
11	WALTON, K.J.	4-11	0-2	3-7	1	2	3	11	2	0	0	0	28				
15	GEIST, Jordan	2-5	2-4	7-8	0	2	2	13	3	1	0	0	33				
21	PHILLIPS, Terrence	4-10	2-7	2-2	0	7	3	12	8	1	0	2	30				
21	HUGHES, Frankie	0-3	0-3	0-0	0	2	2	0	2	0	0	1	15				
11	SMITH, Mitchell	0-1	0-0	0-2	1	1	2	0	0	2	0	0	4				
14	NIKKO, Reed	0-3	0-0	0-2	0	2	2	0	0	0	0	1	13				
33	VANLEER, Cullen	0-0	0-0	0-0	0	0	0	0	0	0	0	0	1				
Team		1		3		4		4		4		4		4		4	
Totals		27-63		7-27		16-26		10		31		41		14		77	
FG % 1st Half: 15-32		46.9%		2nd half: 12-31		38.7%		Game: 27-63		42.9%		Deadball		Rebounds		7	
3FG % 1st Half: 6-14		42.9%		2nd half: 1-3		7.7%		Game: 7-27		25.9%		FT % 1st Half: 4-10		40.0%		2nd half: 3-16	
FT % 1st Half: 4-10		40.0%		2nd half: 3-16		75.0%		Game: 16-26		61.5%							

Officials: Doug Show, Joe Lindley, Tony Henderson
Technical fouls: LSU None, Mizzou None.
Attendance: 964
Estimated Actual: 5847

Score by periods	1st	2nd	Total
LSU	35	53	88
Mizzou	40	37	77

Junior forward Jordan Barnett set his career high in scoring for the second straight game, pouring in 18 points, including 14 points in the first half on 6-of-9 shooting.

Barnett led the team in rebounding for the second straight game, grabbing nine boards.

With 15 points and seven rebounds, sophomore forward Kevin Puryear scored at least 10 points and snagged at least five rebounds for the ninth time this season and 24th time in his career. Puryear has now posted "10 & 5" in three straight contests.

In his first career game off the bench, sophomore guard Terrence Phillips matched a career high with eight assists, the second time this season he has reached that mark.



Official Basketball Box Score – Game Totals – Final Statistics Mizzou vs Georgia 01/07/17 1:00 PM at Stegeman Coliseum - Athens, Ga.

Mizzou 66 • 5-9, 0-2		Total		3-Ptr		Rebounds		FT-FTA		Off Def Tot		PF TP		A TO Blk Stl		Min	
##	Player	FG-FGA	FG-FGA	FT-FTA	FT-FTA	Off	Def	Off	Def	Off	Def	Off	Def	A	TO	Blk	Stl
21	BARNETT, Jordan	7-17	1-8	0-0	4	5	9	3	15	3	4	1	0	33			
24	PURYEAR, Kevin	1-7	0-1	0-0	1	4	5	4	2	0	1	0	1	27			
21	WOODS, Russell	1-4	0-0	1-4	3	3	4	9	2	0	2	0	29				
11	WALTON, K.J.	3-5	0-1	7-9	1	2	3	13	1	6	0	2	28				
15	GEIST, Jordan	2-10	0-7	1-1	1	2	3	5	2	1	0	1	21				
21	PHILLIPS, Terrence	7-17	5-12	1-2	0	4	4	20	2	1	0	2	31				
21	HUGHES, Frankie	1-8	0-5	0-0	0	1	1	0	2	0	0	1	11				
14	NIKKO, Reed	0-0	0-0	0-0	0	0	0	0	0	0	0	0	1	6			
33	VANLEER, Cullen	0-2	0-2	0-0	2	2	3	0	1	0	1	0	11				
Team		1		3		4		4		4		4		4		4	
Totals		25-72		6-36		10-16		11		24		35		28		66	
FG % 1st Half: 10-33		30.3%		2nd half: 15-39		38.5%		Game: 25-72		34.7%		Deadball		Rebounds		11	
3FG % 1st Half: 3-6		50.0%		2nd half: 3-20		15.0%		Game: 6-36		16.7%		FT % 1st Half: 3-10		30.0%		2nd half: 7-13	
FT % 1st Half: 3-10		30.0%		2nd half: 7-13		53.8%		Game: 10-16		62.5%							

Georgia 71 • 10-5, 2-1

		FG		3-Ptr		Rebounds						FT						A TO Blk Stl				Min
#	Player	FG	FTA	FG	FTA	Off	Def	Off	Def	Off	Def	Off	Def	Off	Def	A	TO	Blk	Stl	Min		
1	Malen, Yante	4	9	0	2	9	14	1	8	9	2	17	1	5	0	0	34					
34	Obgeide, Derek	1	3	0	0	1	2	1	10	11	1	3	0	1	2	0	24					
8	Harris, Jordan	1	4	0	2	2	3	0	2	2	4	1	2	0	0	16						
8	Parker, Jawan	6	8	0	1	5	7	2	4	6	2	11	1	4	0	1	17					
30	Frazier, J.J.	6	12	0	2	4	5	0	3	3	3	16	4	2	0	5	36					
00	Jackson II, William	1	3	1	2	0	0	0	0	0	0	1	3	2	0	0	1	12				
4	Crump, Tyrone	0	1	0	1	0	0	0	0	0	0	0	0	0	0	0	2					
30	Diatta, Papa	3	4	1	2	5	6	0	5	3	3	12	1	1	1	0	27					
24	Kessler, Houston	1	2	0	0	1	1	0	0	0	0	0	3	1	0	0	7					
25	Geno, Kenny Paul	0	1	0	1	0	0	0	2	2	2	0	1	0	0	0	10					
1	Edwards, Mike	1	1	0	0	0	2	0	3	3	2	2	1	0	0	4	1	5				
Team		1		2		3		3		3		3		3		3		3				
Totals		21-46		2-13		27-40		5		39		44		71		10		20		7		
FG % 1st half: 7-21		33.3%		2nd half: 14-25		56.0%		Game: 21-46		45.7%		Deadball		Rebounds		8						
3FG % 1st half: 1-4		25.0%		2nd half: 1-7		14.3%		Game: 2-13		15.4%		FT % 1st Half: 5-10		50.0%		2nd half: 22-30						
FT % 1st Half: 5-10		50.0%		2nd half: 22-30		73.3%		Game: 27-40		67.5%												

2016-17 BOX SCORES



Official Basketball Box Score -- Game Totals -- Final Statistics
Alabama vs Mizou
2-15-17 7:30 PM at Columbia, Mo. (Mizzou Arena)



Alabama 57 • 15-10, 8-5

#	Player	Total		3-Ptr		Rebounds		PF	TP	A	TO	Blk	Stl	Min
		FG	FGA	FT	FTA	Off	Def							
21	Olaniyan, Bola	1-2	0-0	0-0	0-0	6	8	14	3	2	1	1	0	28
25	Key, Braxton	4-11	0-2	1-2	0-3	3	3	3	3	9	3	4	0	1
25	Hall, Donta	1-0	0-0	4-6	2-4	6	2	4	2	4	0	0	0	1
01	Norris, Wiley	4-9	1-5	0-0	0-0	2	2	3	9	0	2	0	0	34
12	Ingram, Dazon	5-12	3-5	5-7	4-5	9	2	18	1	2	0	0	0	32
01	Collins, Corban	0-2	0-1	0-0	0-0	0	0	0	0	0	2	1	0	1
01	Johnson Jr, Avery	2-5	1-3	1-2	0-0	0	0	0	1	6	0	0	0	14
10	Taylor, Jimmie	3-6	0-0	3-4	1-1	2	5	9	0	0	0	1	0	20
11	Hale, Shannon	0-0	0-0	0-0	0-1	1	1	1	0	0	1	0	0	2
22	Davis, Ar'Mond	0-4	0-4	0-0	0-0	0	0	0	0	0	0	0	0	8
Team		1-1		2										
Totals		19-53	5-20	14-21	14-25	39	20	57	7	11	1	5	200	
FG % 1st Half:		5-24	20.8%	2nd half:	14-29	48.3%	Game:		19-53	35.8%	DeadBall			
3FG % 1st Half:		2-12	16.7%	2nd half:	3-8	37.5%	Game:		5-20	25.0%	Rebounds		1	
FT % 1st Half:		6-9	66.7%	2nd half:	8-12	66.7%	Game:		14-21	66.7%				

Mizzou 54 • 7-18, 2-11

#	Player	Total		3-Ptr		Rebounds		PF	TP	A	TO	Blk	Stl	Min
		FG	FGA	FT	FTA	Off	Def							
24	PURYEAR, Kevin	4-11	0-2	3-4	3-2	5	3	11	0	0	1	1	35	
25	WOODS, Russell	1-2	0-0	0-1	1-1	2	4	2	0	0	0	0	15	
01	PHILLIPS, Terrence	1-4	0-1	4-5	0-3	3	2	6	1	3	0	0	22	
11	WALTON, K.J.	3-6	1-1	5-7	2-3	5	3	12	3	2	0	2	30	
11	VANLEER, Cullen	1-5	1-5	2-2	0-0	0	1	5	0	3	0	2	27	
01	HUGHES, Frankie	1-4	1-4	1-2	0-1	1	1	4	0	1	0	0	13	
14	NIKKO, Reed	0-1	0-0	0-0	0-1	1	0	0	1	0	2	1	7	
15	GESST, Jordan	4-7	1-2	0-0	0-2	2	1	9	1	0	0	0	22	
21	BARNETT, Jordan	2-10	0-4	1-2	2-10	12	2	5	0	0	0	1	29	
Team		2-3		5										
Totals		17-50	4-19	16-23	10-26	36	17	54	6	9	3	7	200	
FG % 1st Half:		8-27	29.6%	2nd half:	9-23	39.1%	Game:		17-50	34.0%	DeadBall			
3FG % 1st Half:		2-11	18.2%	2nd half:	2-8	25.0%	Game:		4-19	21.1%	Rebounds		5	
FT % 1st Half:		5-8	62.5%	2nd half:	11-15	73.3%	Game:		16-23	69.6%				

Officials: Joe Lindsay, Ray Nutti, Tony Greene
Technical fouls: Alabama-None; Mizou-None.
Attendance: 9529
Estimated Actual 5993

Score by periods	1st	2nd	Total
Alabama	18	39	57
Mizzou	23	31	54

■ Mizou limited Alabama to 18 points in the first half, the fewest points scored by an opponent in the first half this season.

■ Sophomore guard K.J. Walton led the team in scoring for fourth time this season, scoring 12 points (3-of-6 FG, 1-of-1 3PT, 5-of-7 FT). The 12-point output marks the ninth time this season and 18th time in his career he has notched double figures in scoring.

■ Walton led the team in assists as well, dishing out a season-high three dimes.

■ Walton grabbed five rebounds in the game, marking the sixth game this season and third straight where he has grabbed at least five boards. Over his last three games, Walton has averaged 7.3 rebounds.

■ Walton matched his season-high minutes played in the game with 30 minutes.



Official Basketball Box Score -- Game Totals -- Final Statistics
Mizzou vs Tennessee
02/18/17 1:01 p.m. at Knoxville, Tenn. (Thompson-Boling Arena)



Mizzou 70 • 7-19, 2-12 SEC

#	Player	Total		3-Ptr		Rebounds		PF	TP	A	TO	Blk	Stl	Min
		FG	FGA	FT	FTA	Off	Def							
24	PURYEAR, Kevin	4-9	0-3	2-2	0-2	2	4	10	0	1	0	0	30	
25	WOODS, Russell	1-2	0-0	1-2	2-0	2	4	1	0	0	0	0	13	
01	PHILLIPS, Terrence	6-9	4-6	2-3	0-3	3	2	18	3	4	0	2	34	
11	WALTON, K.J.	2-7	1-2	3-5	0-4	4	2	8	2	2	0	2	31	
11	VANLEER, Cullen	1-3	0-2	2-2	0-2	2	3	4	1	0	0	3	18	
01	HUGHES, Frankie	2-4	1-3	0-0	0-1	1	3	5	1	2	0	0	13	
14	GLASSMAN, Trevor	0-2	0-1	0-0	0-0	0	0	0	0	0	0	0	1	
14	NIKKO, Reed	2-3	0-0	1-3	1-5	6	2	5	1	0	1	0	18	
15	GESST, Jordan	0-2	0-0	0-0	0-2	3	6	2	2	0	0	0	15	
21	BARNETT, Jordan	2-6	1-3	6-7	0-1	1	2	11	1	3	0	0	24	
12	WOLF, Adam	1-3	0-1	0-0	2-0	2	1	2	0	0	0	0	3	
Team		3-2		5										
Totals		20-50	7-21	23-30	8-22	30	27	70	11	14	1	7	200	
FG % 1st Half:		9-24	37.5%	2nd half:	11-26	42.3%	Game:		20-50	40.0%	DeadBall			
3FG % 1st Half:		3-10	30.0%	2nd half:	4-11	36.4%	Game:		7-21	33.3%	Rebounds		2	
FT % 1st Half:		7-10	70.0%	2nd half:	16-20	80.0%	Game:		23-30	76.7%				

Tennessee 90 • 15-12, 7-7 SEC

#	Player	Totals		3-Ptr		Rebounds				PF	TP	A	TO	Blk	Stl	Min
		FG	FGA	FT	FTA	Off	Def	TP								
11	Alexander, Kyle	1-3	0-0	0-1	3-3	6	3	2	0	2	0	0	1	14		
2	Williams, Grant	6-12	1-1	12-13	3-2	5	3	25	2	1	1	0	29			
0	Bone, Jordan	1-4	1-3	5-6	0-1	1	1	3	8	6	1	0	0	25		
23	Bowden, Jordan	0-0	0-0	0-0	0-0	0	0	0	0	0	0	0	1			
1	Huie III, Robert	9-17	1-2	2-4	0-8	8	1	21	2	0	0	0	33			
1	Turner, Lamonte	1-7	1-5	0-0	1-2	3	3	3	2	1	0	1	19			
12	Parker, Kwe	0-0	0-0	0-0	0-2	2	0	0	0	1	0	0	3			
21	Evans, Lew	0-0	0-0	0-0	1-2	3	1	0	2	1	0	1	16			
24	Campbell, Lucas	0-0	0-0	2-3	0-0	0	0	0	2	0	0	0	1			
25	Phillips, Shembari	4-7	2-5	0-0	0-2	2	3	10	3	1	1	0	28			
22	Woodson, Brad	1-2	0-1	0-0	0-0	0	0	1	2	1	0	1	0			
5	Schofield, Admiral	4-6	2-4	7-10	1-4	5	3	17	1	1	0	1	28			
Team		2-1		3												
Totals		27-58	8-21	28-37	11-27	38	21	90	19	9	3	3	200			
FG % 1st Half:		10-25	40.0%	2nd half:	17-33	51.5%	Game:		27-58	46.6%			DeadBall			
3FG % 1st Half:		5-9	55.6%	2nd half:	3-12	25.0%	Game:		8-21	38.1%			Rebounds		7	
FT % 1st Half:		16-19	84.2%	2nd half:	12-18	66.7%	Game:		28-37	75.7%						

Officials: Olanids Poole, Marc Ellard, Bart Lenox
Technical fouls: Mizou-PHILLIPS, Terrence; TEAM: Tennessee-None.
Attendance: 14680

Score by periods	1st	2nd	Total
Mizzou	28	42	70
Tennessee	41	49	90

■ Sophomore guard Terrence Phillips led the team in scoring for the fifth time this season, scoring 18 points (6-9 FG, 4-6 3PT, 2-3 FT), the 12th time this season and 23rd time in his career he has reached double figures in scoring.

■ Phillips drained 4-of-6 shots from beyond the three-point arc in the game, marking the ninth time this season and 16th time in his career he has made multiple threes. Phillips was one off his career-high of five three-pointers made in a game.

■ Phillips had three assists in the game, the 18th time this season and 39th time in his career he has had at least three dimes.

■ Junior forward Jordan Barnett scored 11 points in the game, the 11th time this season and 13th time in his career he has scored in double figures.

NCAA APPEARANCES: '44, '76, '78, '80, '81, '82, '83, '86, '87, '88, '89, '90, '92, '93, '95, '99, '00, '01, '02, '03, '09, '10, '11, '12, '13

Mizzou Game Highs

POINTS	99	ALABAMA A&M (11-13-16)
	84	NORTHWESTERN STATE (11-26-16)
	83	ARKANSAS (2-4-17)
	82	vs Xavier (11/17/16)
	81	MIAMI (OHIO) (12-6-16)
FIELD GOALS MADE	35	ALABAMA A&M (11-13-16)
	32	NORTHWESTERN STATE (11-26-16)
FIELD GOAL ATTEMPTS	72	at Georgia (01/07/17)
	68	AUBURN (1-10-17)
	68	NC CENTRAL (11-28-16)
FIELD GOAL PERCENTAGE	.625 (35-56)	ALABAMA A&M (11-13-16)
	.516 (32-62)	NORTHWESTERN STATE (11-26-16)
3 PT FIELD GOALS MADE	11	OLE MISS (1-21-17)
	9	VANDERBILT (2-11-17)
	9	at Arkansas (01/14/17)
	9	MIAMI (OHIO) (12-6-16)
3 PT FG ATTEMPTS	36	at Georgia (01/07/17)
	29	MIAMI (OHIO) (12-6-16)
3 PT FG PERCENTAGE	.500 (8-16)	ALABAMA A&M (11-13-16)
	.500 (7-14)	at Alabama (1/18/17)
FREE THROWS MADE	28	LIPSCOMB (12-29-16)
	23	at Tennessee (02/18/17)
	23	ARKANSAS (2-4-17)
	23	AUBURN (1-10-17)
FREE THROW ATTEMPTS	41	LIPSCOMB (12-29-16)
	33	AUBURN (1-10-17)
	33	ALABAMA A&M (11-13-16)
FREE THROW PERCENTAGE	.813 (13-16)	vs Tulane (11/20/16)
	.793 (23-29)	ARKANSAS (2-4-17)
REBOUNDS	51	AUBURN (1-10-17)
	50	MIAMI (OHIO) (12-6-16)
ASSISTS	20	at Texas A&M (02/08/17)
	19	NORTHWESTERN STATE (11-26-16)
STEALS	10	at Georgia (01/07/17)
	10	WESTERN KENTUCKY (12-3-16)
	10	vs Tulane (11/20/16)
BLOCKED SHOTS	5	LSU (1-4-17)
	5	LIPSCOMB (12-29-16)
TURNOVERS	19	at Alabama (1/18/17)
	18	vs Tulane (11/20/16)
FOULS	28	at Georgia (01/07/17)
	28	vs Xavier (11/17/16)

Mizzou Team Game Lows

POINTS	52	NC CENTRAL (11-28-16)
	53	SOUTH CAROLINA (1-28-17)
	54	at Florida (2/2/17)
	54	ALABAMA (2-15-17)
	55	vs Davidson (11/18/16)
FIELD GOALS MADE	17	NC CENTRAL (11-28-16)
	17	at Alabama (1/18/17)
	17	ALABAMA (2-15-17)
FIELD GOAL ATTEMPTS	42	at Alabama (1/18/17)
	50	ALABAMA (2-15-17)
	50	at Tennessee (02/18/17)
FIELD GOAL PERCENTAGE	.250 (17-68)	NC CENTRAL (11-28-16)
	.302 (19-63)	at Florida (2/2/17)
3 PT FIELD GOALS MADE	1	SOUTH CAROLINA (1-28-17)
	3	vs Davidson (11/18/16)
	3	EASTERN ILLINOIS (12-17-16)
3 PT FG ATTEMPTS	14	at Alabama (1/18/17)
	16	ALABAMA A&M (11-13-16)
	16	vs Davidson (11/18/16)
3 PT FG PERCENTAGE	.059 (1-17)	SOUTH CAROLINA (1-28-17)
	.167 (3-18)	EASTERN ILLINOIS (12-17-16)
	.167 (6-36)	at Georgia (01/07/17)
FREE THROWS MADE	6	OLE MISS (1-21-17)
	7	at Texas A&M (02/08/17)
FREE THROW ATTEMPTS	10	at Texas A&M (02/08/17)
	12	vs Davidson (11/18/16)
FREE THROW PERCENTAGE	.353 (6-17)	OLE MISS (1-21-17)
	.533 (8-15)	at Florida (2/2/17)
REBOUNDS	26	ARKANSAS (2-4-17)
	28	ARIZONA (12-10-16)
	28	at Texas A&M (02/08/17)
ASSISTS	6	ALABAMA (2-15-17)
	7	at Florida (2/2/17)
STEALS	1	at Mississippi State (01-25-17)
	2	OLE MISS (1-21-17)
	2	SOUTH CAROLINA (1-28-17)
BLOCKED SHOTS	0	OLE MISS (1-21-17)
	0	at Mississippi State (01-25-17)
	0	SOUTH CAROLINA (1-28-17)
	0	at Florida (2/2/17)
TURNOVERS	6	NC CENTRAL (11-28-16)
	6	MIAMI (OHIO) (12-6-16)
FOULS	11	ARIZONA (12-10-16)
	13	VANDERBILT (2-11-17)

Opponent Game Highs

POINTS	93	at Florida (2/2/17)
	92	at Arkansas (01/14/17)
	90	at Tennessee (02/18/17)
	89	at Mississippi State (01-25-17)
	88	LSU (1-4-17)
FIELD GOALS MADE	35	LSU (1-4-17)
	33	at Arkansas (01/14/17)
FIELD GOAL ATTEMPTS	73	LSU (1-4-17)
	70	vs Xavier (11/17/16)
FIELD GOAL PERCENTAGE	.571 (32-56)	at Mississippi State (01-25-17)
	.559 (33-59)	at Arkansas (01/14/17)
3 PT FIELD GOALS MADE	13	ARIZONA (12-10-16)
	12	at Mississippi State (01-25-17)
3 PT FG ATTEMPTS	31	MIAMI (OHIO) (12-6-16)
	30	vs Davidson (11/18/16)
3 PT FG PERCENTAGE	.542 (13-24)	ARIZONA (12-10-16)
	.522 (12-23)	at Mississippi State (01-25-17)
FREE THROWS MADE	28	at Tennessee (02/18/17)
	27	at Georgia (01/07/17)
FREE THROW ATTEMPTS	40	at Georgia (01/07/17)
	38	vs Xavier (11/17/16)
FREE THROW PERCENTAGE	.882 (15-17)	EASTERN ILLINOIS (12-17-16)
	.815 (22-27)	at Florida (2/2/17)
REBOUNDS	56	at Florida (2/2/17)
	52	vs Xavier (11/17/16)
ASSISTS	22	at Texas A&M (02/08/17)
	19	at Tennessee (02/18/17)
STEALS	9	LSU (1-4-17)
	9	EASTERN ILLINOIS (12-17-16)
BLOCKED SHOTS	12	AUBURN (1-10-17)
	9	vs Xavier (11/17/16)
TURNOVERS	20	at Georgia (01/07/17)
	18	NORTHWESTERN STATE (11-26-16)
FOULS	30	LIPSCOMB (12-29-16)
	29	AUBURN (1-10-17)

Opponent Team Game Lows

POINTS	44	ALABAMA A&M (11-13-16)
	52	VANDERBILT (2-11-17)
	55	MIAMI (OHIO) (12-6-16)
	56	WESTERN KENTUCKY (12-3-16)
	57	ALABAMA (2-15-17)
FIELD GOALS MADE	16	ALABAMA A&M (11-13-16)
	17	VANDERBILT (2-11-17)
FIELD GOAL ATTEMPTS	46	at Georgia (01/07/17)
	49	vs Illinois (12-21-16)
FIELD GOAL PERCENTAGE	.267 (16-60)	ALABAMA A&M (11-13-16)
	.305 (18-59)	MIAMI (OHIO) (12-6-16)
3 PT FIELD GOALS MADE	1	ALABAMA A&M (11-13-16)
	2	vs Xavier (11/17/16)
	2	at Georgia (01/07/17)
3 PT FG ATTEMPTS	13	ALABAMA A&M (11-13-16)
	13	at Georgia (01/07/17)
3 PT FG PERCENTAGE	.077 (1-13)	ALABAMA A&M (11-13-16)
	.091 (2-22)	vs Xavier (11/17/16)
FREE THROWS MADE	7	NORTHWESTERN STATE (11-26-16)
	8	ARIZONA (12-10-16)
FREE THROW ATTEMPTS	10	ARIZONA (12-10-16)
	14	NORTHWESTERN STATE (11-26-16)
	14	at Texas A&M (02/08/17)
FREE THROW PERCENTAGE	.464 (13-28)	at Alabama (1/18/17)
	.500 (7-14)	NORTHWESTERN STATE (11-26-16)
REBOUNDS	25	VANDERBILT (2-11-17)
	29	ALABAMA A&M (11-13-16)
ASSISTS	4	ALABAMA A&M (11-13-16)
	7	VANDERBILT (2-11-17)
	7	ALABAMA (2-15-17)
STEALS	1	NC CENTRAL (11-28-16)
	3	MIAMI (OHIO) (12-6-16)
	3	vs Illinois (12-21-16)
	3	at Tennessee (02/18/17)
BLOCKED SHOTS	1	ALABAMA A&M (11-13-16)
	1	ARKANSAS (2-4-17)
	1	ALABAMA (2-15-17)
TURNOVERS	7	at Mississippi State (01-25-17)
	9	at Tennessee (02/18/17)
FOULS	13	at Florida (2/2/17)
	16	OLE MISS (1-21-17)
	16	at Texas A&M (02/08/17)

INDIVIDUAL GAME HIGHS

Mizzou Individual Game Highs

Points	26	PURYEAR, Kevin vs Ole Miss (1-21-17)
	24	HUGHES, Frankie vs Xavier (11/17/16)
	23	BARNETT, Jordan vs Vanderbilt (2-11-17)
	23	BARNETT, Jordan at Texas A&M (02/08/17)
	23	HUGHES, Frankie vs Alabama A&M (11-13-16)
Field Goals Made	11	PURYEAR, Kevin vs Ole Miss (1-21-17)
	9	BARNETT, Jordan at Texas A&M (02/08/17)
	9	HUGHES, Frankie vs Alabama A&M (11-13-16)
Field Goal Att.	20	HUGHES, Frankie vs Xavier (11/17/16)
	18	BARNETT, Jordan vs Auburn (1-10-17)
FG Pct (min 5 made)	.833 (5-6)	JACKSON, Willie vs Northwestern State (11-26-16)
	.833 (5-6)	NIKKO, Reed vs Davidson (11/18/16)
	.833 (5-6)	JACKSON, Willie vs Alabama A&M (11-13-16)
3-Point FG Made	5	BARNETT, Jordan vs Vanderbilt (2-11-17)
	5	PHILLIPS, Terrence at Georgia (01/07/17)
	5	PHILLIPS, Terrence vs NC Central (11-28-16)
	5	HUGHES, Frankie vs Xavier (11/17/16)
3-Point FG Att.	13	HUGHES, Frankie vs Xavier (11/17/16)
	12	PHILLIPS, Terrence at Georgia (01/07/17)
3-Pt FG Pct (min 2 made)	1.000 (4-4)	PURYEAR, Kevin vs Ole Miss (1-21-17)
	1.000 (3-3)	PURYEAR, Kevin vs Vanderbilt (2-11-17)
Free Throws Made	11	PURYEAR, Kevin vs Xavier (11/17/16)
	8	GEIST, Jordan vs Lipscomb (12-29-16)
	8	WALTON, K.J. vs Tulane (11/20/16)
Free Throw Att.	12	PURYEAR, Kevin vs Xavier (11/17/16)
	11	GEIST, Jordan at Arkansas (01/14/17)
FT Pct (min 3 made)	1.000 (7-7)	WOODS, Russell at Alabama (1/18/17)
	1.000 (7-7)	WALTON, K.J. vs Northwestern State (11-26-16)
	1.000 (6-6)	GEIST, Jordan at Tennessee (02/18/17)
	1.000 (6-6)	BARNETT, Jordan vs Vanderbilt (2-11-17)
	1.000 (6-6)	WOODS, Russell vs Arkansas (2-4-17)
	1.000 (6-6)	BARNETT, Jordan vs Auburn (1-10-17)
	1.000 (6-6)	PHILLIPS, Terrence vs Xavier (11/17/16)
	1.000 (5-5)	WALTON, K.J. vs Lipscomb (12-29-16)
	1.000 (4-4)	PHILLIPS, Terrence at Arkansas (01/14/17)
	1.000 (4-4)	GEIST, Jordan vs Illinois (12-21-16)
	1.000 (4-4)	PHILLIPS, Terrence vs Miami (Ohio) (12-6-16)
Rebounds	13	WALTON, K.J. vs Auburn (1-10-17)
	13	BARNETT, Jordan vs Lipscomb (12-29-16)
Assists	10	PHILLIPS, Terrence vs Ole Miss (1-21-17)
	8	PHILLIPS, Terrence vs LSU (1-4-17)
	8	PHILLIPS, Terrence vs Northwestern State (11-26-16)
Steals	5	PHILLIPS, Terrence vs Miami (Ohio) (12-6-16)
	4	PHILLIPS, Terrence at Alabama (1/18/17)
	4	BARNETT, Jordan at Arkansas (01/14/17)
	4	WALTON, K.J. vs Northwestern State (11-26-16)
Blocked Shots	4	JACKSON, Willie vs NC Central (11-28-16)
	3	PHILLIPS, Terrence vs Auburn (1-10-17)
Turnovers	6	PHILLIPS, Terrence vs Vanderbilt (2-11-17)
	6	WALTON, K.J. at Georgia (01/07/17)
Fouls	5	PHILLIPS, Terrence vs South Carolina (1-28-17)
	5	WOODS, Russell at Mississippi State (01-25-17)
	5	PHILLIPS, Terrence at Mississippi State (01-25-17)
	5	PHILLIPS, Terrence vs Ole Miss (1-21-17)
	5	PHILLIPS, Terrence at Alabama (1/18/17)
	5	BARNETT, Jordan at Arkansas (01/14/17)
	5	PURYEAR, Kevin vs LSU (1-4-17)
	5	PHILLIPS, Terrence vs Lipscomb (12-29-16)
	5	VANLEER, Cullen vs Illinois (12-21-16)
	5	PHILLIPS, Terrence vs NC Central (11-28-16)
	5	PHILLIPS, Terrence vs Xavier (11/17/16)
	5	WOODS, Russell vs Xavier (11/17/16)
Minutes	41	HUGHES, Frankie vs Xavier (11/17/16)
	40	PURYEAR, Kevin vs Xavier (11/17/16)
	40	PHILLIPS, Terrence vs Xavier (11/17/16)
	37	WOODS, Russell vs South Carolina (1-28-17)
	37	PURYEAR, Kevin at Mississippi State (01-25-17)
	37	VANLEER, Cullen vs Arizona (12-10-16)
	37	VANLEER, Cullen vs Xavier (11/17/16)

Opponent Individual Game Highs

Points	29	Q Weatherspoon at Mississippi State (01-25-17)
	25	Williams, Grant at Tennessee (02/18/17)
	25	GIBBS, Jack vs Davidson (11/18/16)
	24	BLAKENEY, Antonio vs LSU (1-4-17)
	23	BARFORD, JAYLEN vs Arkansas (2-4-17)
	23	Lamar Peters at Mississippi State (01-25-17)
Field Goals Made	11	Q Weatherspoon at Mississippi State (01-25-17)
	10	BLAKENEY, Antonio vs LSU (1-4-17)
Field Goal Att.	20	BLAKENEY, Antonio vs LSU (1-4-17)
	19	SUMNER, Edmond vs Xavier (11/17/16)
FG Pct (min 5 made)	1.000 (6-6)	RIVAS, Pablo vs NC Central (11-28-16)
	1.000 (5-5)	Spencer, Horace vs Auburn (1-10-17)
3-Point FG Made	7	Lamar Peters at Mississippi State (01-25-17)
	6	Admon Gilder at Texas A&M (02/08/17)
3-Point FG Att.	11	Lamar Peters at Mississippi State (01-25-17)
	10	Admon Gilder at Texas A&M (02/08/17)
	10	MORAN, Nathan vs Lipscomb (12-29-16)
3-Pt FG Pct (min 2 made)	1.000 (2-2)	Tyree, Breein vs Ole Miss (1-21-17)
	1.000 (2-2)	JONES, CJ at Arkansas (01/14/17)
Free Throws Made	12	Williams, Grant at Tennessee (02/18/17)
	9	Maten, Yante at Georgia (01/07/17)
	9	COLE, Patrick vs NC Central (11-28-16)
Free Throw Att.	14	Maten, Yante at Georgia (01/07/17)
	13	Williams, Grant at Tennessee (02/18/17)
FT Pct (min 3 made)	1.000 (7-7)	THORNWELL, Sindarius vs South Carolina (1-28-17)
	1.000 (6-6)	Ristic, Dusan vs Arizona (12-10-16)
	1.000 (6-6)	MACURA, J.P. vs Xavier (11/17/16)
	1.000 (5-5)	Barry, Canyon at Florida (2/2/17)
	1.000 (4-4)	Tyler Davis at Texas A&M (02/08/17)
	1.000 (4-4)	HANNAHS, DUSTY vs Arkansas (2-4-17)
	1.000 (4-4)	Johnson Jr, Avery at Alabama (1/18/17)
	1.000 (4-4)	HANNAHS, DUSTY at Arkansas (01/14/17)
	1.000 (4-4)	BEARD, ANTON at Arkansas (01/14/17)
	1.000 (4-4)	Johnson, Ronnie vs Auburn (1-10-17)
	1.000 (4-4)	WILLIAMS, Josh vs Lipscomb (12-29-16)
	1.000 (4-4)	McREYNOLDS, Demetrius vs Eastern Illinois (12-17-16)
	1.000 (4-4)	MORGAN, Malik vs Tulane (11/20/16)
	1.000 (4-4)	SMITH, Ryan vs Tulane (11/20/16)
	1.000 (3-3)	KORNET, Luke vs Vanderbilt (2-11-17)
	1.000 (3-3)	Furmanavicius, Justas vs Ole Miss (1-21-17)
Rebounds	16	Robert Williams at Texas A&M (02/08/17)
	14	Olaniyan, Bola vs Alabama (2-15-17)
Assists	10	Chiozza, Chris at Florida (2/2/17)
	8	IJ Ready at Mississippi State (01-25-17)
Steals	5	Frazier, J.J. at Georgia (01/07/17)
	3	Admon Gilder at Texas A&M (02/08/17)
	3	Collins, Corban at Alabama (1/18/17)
	3	PATTERSON, Jalyn vs LSU (1-4-17)
	3	MORAN, Nathan vs Lipscomb (12-29-16)
	3	GOODWIN, Montell vs Eastern Illinois (12-17-16)
	3	CROSSLAND, Ray vs Eastern Illinois (12-17-16)
	3	Allen, Kadeem vs Arizona (12-10-16)
	3	GUDEMUNDSSON, Jon Ax. vs Davidson (11/18/16)
	3	SUMNER, Edmond vs Xavier (11/17/16)
Blocked Shots	4	Aric Holman at Mississippi State (01-25-17)
	4	Wiley, Austin vs Auburn (1-10-17)
	4	RANSOM, Will vs NC Central (11-28-16)
	4	GASTON, RaShid vs Xavier (11/17/16)
Turnovers	7	GRAF, Dajuan vs NC Central (11-28-16)
	5	BARFORD, JAYLEN vs Arkansas (2-4-17)
	5	Maten, Yante at Georgia (01/07/17)
	5	Lane, Ishmael vs Northwestern State (11-26-16)
	5	MAGARITY, Will vs Davidson (11/18/16)
Fouls	5	Taylor, Jimmie vs Alabama (2-15-17)
	5	BEARD, ANTON vs Arkansas (2-4-17)
	5	MACON, DARYL vs Arkansas (2-4-17)
	5	Hall, Donta at Alabama (1/18/17)
	5	BEARD, ANTON at Arkansas (01/14/17)
	5	REATH, Duop vs LSU (1-4-17)
	5	PEPPER, Eli vs Lipscomb (12-29-16)
	5	MATHEWS, Garrison vs Lipscomb (12-29-16)
	5	COOPER, Kenny vs Lipscomb (12-29-16)
	5	Abrams, Tracy vs Illinois (12-21-16)
	5	Markkanen, Lauri vs Arizona (12-10-16)
	5	WEATHERS, Michael vs Miami (Ohio) (12-6-16)
	5	McLANE, Logan vs Miami (Ohio) (12-6-16)
	5	LOMOMBA, Junior vs Western Kentucky (12-3-16)
	5	MAGARITY, Will vs Davidson (11/18/16)
	5	GASTON, RaShid vs Xavier (11/17/16)
	5	JONES, Tyrique vs Xavier (11/17/16)



2016-17 Mizzou Basketball
Mizzou Combined Team Statistics (as of Feb 18, 2017)
All games



RECORD:	OVERALL	HOME	AWAY	NEUTRAL
ALL GAMES	7-19	6-9	0-7	1-3
CONFERENCE	2-12	2-5	0-7	0-0
NON-CONFERENCE	5-7	4-4	0-0	1-3

#	Player	gp-gs	min	avg	Total		3-Point		F-Throw		Rebounds										pts	avg
					fg-fga	fg%	3fg-fga	3fg%	ft-fa	ft%	off	def	tot	avg	pf	dq	a	to	blk	stl		
21	BARNETT, Jordan	17-10	465	27.4	75-173	.434	27-88	.307	35-44	.795	35	72	107	6.3	32	1	12	24	8	11	212	12.5
24	PURYEAR, Kevin	26-26	754	29.0	109-252	.433	13-44	.295	67-89	.753	47	114	161	6.2	62	1	21	46	7	8	298	11.5
01	PHILLIPS, Terrence	26-17	727	28.0	79-218	.362	39-110	.355	61-82	.744	5	101	106	4.1	90	7	116	69	3	37	258	9.9
11	WALTON, K.J.	26-14	523	20.1	62-152	.408	5-20	.250	68-107	.636	37	58	95	3.7	43	0	29	34	0	33	197	7.6
25	WOODS, Russell	26-26	587	22.6	66-127	.520	0-0	.000	60-102	.588	62	61	123	4.7	82	2	12	31	4	10	192	7.4
03	HUGHES, Frankie	24-11	448	18.7	59-206	.286	31-126	.246	23-42	.548	12	49	61	2.5	34	0	27	32	1	15	172	7.2
15	GEIST, Jordan	26-10	534	20.5	50-143	.350	14-55	.255	61-79	.772	5	67	72	2.8	37	0	44	28	0	17	175	6.7
02	JACKSON, Willie	11-0	186	16.9	29-53	.547	0-1	.000	7-10	.700	16	35	51	4.6	18	0	4	13	6	3	65	5.9
33	VANLEER, Cullen	26-16	658	25.3	45-132	.341	34-108	.315	17-20	.850	3	40	43	1.7	59	1	37	24	8	20	141	5.4
14	NIKKO, Reed	22-0	225	10.2	23-49	.469	0-0	.000	9-20	.450	18	27	45	2.0	34	0	9	8	14	6	55	2.5
05	SMITH, Mitchell	11-0	83	7.5	10-17	.588	0-0	.000	6-14	.429	3	16	19	1.7	16	0	2	7	4	3	26	2.4
32	WOLF, Adam	7-0	20	2.9	1-5	.200	0-2	.000	0-0	.000	3	0	3	0.4	3	0	0	0	0	1	2	0.3
10	RAU, Brett	4-0	6	1.5	0-1	.000	0-0	.000	0-0	.000	2	0	2	0.5	0	0	0	1	0	1	0	0.0
13	GLASSMAN, Trevor	5-0	9	1.8	0-4	.000	0-3	.000	0-0	.000	0	2	2	0.4	1	0	1	2	0	1	0	0.0
Team											49	42	91		2		8					
Total.....		26	5225		608-1532	.397	163-557	.293	414-609	.680	297	684	981	37.7	513	12	314	327	55	166	1793	69.0
Opponents.....		26	5225		632-1505	.420	194-587	.330	405-595	.681	285	729	1014	39.0	552	-	324	352	119	138	1863	71.7

TEAM STATISTICS	MU-M	OPP
SCORING	1793	1863
Points per game	69.0	71.7
Scoring margin	-2.7	-
FIELD GOALS-ATT	608-1532	632-1505
Field goal pct	.397	.420
3 POINT FG-ATT	163-557	194-587
3-point FG pct	.293	.330
3-pt FG made per game	6.3	7.5
FREE THROWS-ATT	414-609	405-595
Free throw pct	.680	.681
F-Throws made per game	15.9	15.6
REBOUNDS	981	1014
Rebounds per game	37.7	39.0
Rebounding margin	-1.3	-
ASSISTS	314	324
Assists per game	12.1	12.5
TURNOVERS	327	352
Turnovers per game	12.6	13.5
Turnover margin	+1.0	-
Assist/turnover ratio	1.0	0.9
STEALS	166	138
Steals per game	6.4	5.3
BLOCKS	55	119
Blocks per game	2.1	4.6
ATTENDANCE	147507	90774
Home games-Avg/Game	15-9834	7-10710
Neutral site-Avg/Game	-	4-3950

Date	Opponent		Score	Att.
11-13-16	ALABAMA A&M	W	99-44	9139
11/17/16	vs Xavier	Lot	82-83	1991
11/18/16	vs Davidson	L	55-70	1002
11/20/16	vs Tulane	W	67-62	400
11-26-16	NORTHWESTERN STATE	W	84-60	9799
11-28-16	NC CENTRAL	L	52-62	9091
12-3-16	WESTERN KENTUCKY	W	59-56	9580
12-6-16	MIAMI (OHIO)	W	81-55	9109
12-10-16	ARIZONA	L	60-79	10151
12-17-16	EASTERN ILLINOIS	L	64-67	9618
12-21-16	vs Illinois	L	66-75	12409
12-29-16	LIPSCOMB	L	76-81	10121
* 1-4-17	LSU	L	77-88	9404
* 01/07/17	at Georgia	L	66-71	8635
* 1-10-17	AUBURN	L	72-77	9688
* 01/14/17	at Arkansas	L	73-92	15424
* 1/18/17	at Alabama	L	56-68	10347
* 1-21-17	OLE MISS	L	71-75	10378
* 01-25-17	at Mississippi State	L	74-89	7101
* 1-28-17	SOUTH CAROLINA	L	53-63	10190
* 2/2/17	at Florida	L	54-93	10153
* 2-4-17	ARKANSAS	W	83-78	11434
* 02/08/17	at Texas A&M	L	73-76	8632
* 2-11-17	VANDERBILT	W	72-52	10279
* 2-15-17	ALABAMA	L	54-57	9526
* 02/18/17	at Tennessee	L	70-90	14680

* - Conference game

Score by Periods	1st	2nd	OT	Totals
Mizzou	822	960	11	1793
Opponents	859	992	12	1863

NCAA APPEARANCES: '44, '76, '78, '80, '81, '82, '83, '86, '87, '88, '89, '90, '92, '93, '95, '99, '00, '01, '02, '03, '09, '10, '11, '12, '13



2016-17 Mizzou Basketball
Mizzou Combined Team Statistics (as of Feb 18, 2017)
Conference games



RECORD:	OVERALL	HOME	AWAY	NEUTRAL
ALL GAMES	2-12	2-5	0-7	0-0
CONFERENCE	2-12	2-5	0-7	0-0
NON-CONFERENCE	0-0	0-0	0-0	0-0

##	Player	gp-gs	min	avg	Total		3-Point		F-Throw		Rebounds											
					fg-fga	fg%	3fg-fga	3fg%	ft-fa	ft%	off	def	tot	avg	pf	dq	a	to	blk	stl	pts	avg
21	BARNETT, Jordan	14-9	393	28.1	68-150	.453	24-74	.324	30-36	.833	30	57	87	6.2	30	1	10	21	7	10	190	13.6
01	PHILLIPS, Terrence	14-5	411	29.4	51-129	.395	26-70	.371	35-48	.729	4	51	55	3.9	51	4	66	43	3	23	163	11.6
24	PURYEAR, Kevin	14-14	443	31.6	55-130	.423	10-28	.357	28-35	.800	27	55	82	5.9	42	1	9	24	3	3	148	10.6
11	WALTON, K.J.	14-14	348	24.9	35-93	.376	5-15	.333	40-66	.606	19	43	62	4.4	27	0	19	24	0	18	115	8.2
15	GEIST, Jordan	14-9	297	21.2	32-85	.376	6-32	.188	35-46	.761	2	30	32	2.3	21	0	22	19	0	5	105	7.5
25	WOODS, Russell	14-14	327	23.4	35-72	.486	0-0	.000	31-53	.585	28	31	59	4.2	52	1	6	16	2	6	101	7.2
33	VANLEER, Cullen	14-5	276	19.7	20-52	.385	16-46	.348	6-7	.857	1	14	15	1.1	29	0	12	12	4	8	62	4.4
03	HUGHES, Frankie	13-0	164	12.6	15-62	.242	8-40	.200	4-11	.364	3	27	30	2.3	17	0	13	16	0	3	42	3.2
14	NIKKO, Reed	14-0	123	8.8	8-27	.296	0-0	.000	4-12	.333	14	11	25	1.8	20	0	5	1	5	4	20	1.4
32	WOLF, Adam	4-0	11	2.8	1-3	.333	0-1	.000	0-0	.000	2	0	2	0.5	2	0	0	0	0	1	2	0.5
10	RAU, Brett	1-0	1	1.0	0-1	.000	0-0	.000	0-0	.000	1	0	1	1.0	0	0	0	0	0	1	0	0.0
13	GLASSMAN, Trevor	2-0	2	1.0	0-2	.000	0-1	.000	0-0	.000	0	1	1	0.5	0	0	0	0	0	1	0	0.0
05	SMITH, Mitchell	1-0	4	4.0	0-1	.000	0-0	.000	0-2	.000	1	1	2	2.0	0	0	0	2	0	0	0	0.0
Team											23	20	43		2		5					
Total.....		14	2800		320-807	.397	95-307	.309	213-316	.674	155	341	496	35.4	293	7	162	183	24	83	948	67.7
Opponents.....		14	2800		361-797	.453	114-314	.363	233-347	.671	154	393	547	39.1	285	-	186	179	64	76	1069	76.4

TEAM STATISTICS	MU-M	OPP	Date	Opponent	Score	Att.
SCORING	948	1069	* 1-4-17	LSU	L 77-88	9404
Points per game	67.7	76.4	* 01/07/17	at Georgia	L 66-71	8635
Scoring margin	-8.6	-	* 1-10-17	AUBURN	L 72-77	9688
FIELD GOALS-ATT	320-807	361-797	* 01/14/17	at Arkansas	L 73-92	15424
Field goal pct	.397	.453	* 1/18/17	at Alabama	L 56-68	10347
3 POINT FG-ATT	95-307	114-314	* 1-21-17	OLE MISS	L 71-75	10378
3-point FG pct	.309	.363	* 01-25-17	at Mississippi State	L 74-89	7101
3-pt FG made per game	6.8	8.1	* 1-28-17	SOUTH CAROLINA	L 53-63	10190
FREE THROWS-ATT	213-316	233-347	* 2/2/17	at Florida	L 54-93	10153
Free throw pct	.674	.671	* 2-4-17	ARKANSAS	w 83-78	11434
F-Throws made per game	15.2	16.6	* 02/08/17	at Texas A&M	L 73-76	8632
REBOUNDS	496	547	* 2-11-17	VANDERBILT	w 72-52	10279
Rebounds per game	35.4	39.1	* 2-15-17	ALABAMA	L 54-57	9526
Rebounding margin	-3.6	-	* 02/18/17	at Tennessee	L 70-90	14680
ASSISTS	162	186	* - Conference game			
Assists per game	11.6	13.3				
TURNOVERS	183	179				
Turnovers per game	13.1	12.8				
Turnover margin	-0.3	-				
Assist/turnover ratio	0.9	1.0				
STEALS	83	76				
Steals per game	5.9	5.4				
BLOCKS	24	64				
Blocks per game	1.7	4.6				
ATTENDANCE	70899	74972				
Home games-Avg/Game	7-10128	7-10710				
Neutral site-Avg/Game	-	0-0				

Score by Periods	1st	2nd	Totals
Mizzou	439	509	948
Opponents	477	592	1069

NCAA APPEARANCES: '44, '76, '78, '80, '81, '82, '83, '86, '87, '88, '89, '90, '92, '93, '95, '99, '00, '01, '02, '03, '09, '10, '11, '12, '13

2016-17 MIZZOU ROSTER



1

TERRENCE PHILLIPS

SO | G | 5-11 | 180

Orange County, Calif.

Oak Hill Academy (Va.)

Major: Communication



3

FRANKIE HUGHES

FR | G | 6-4 | 192

Cleveland, Ohio

Garfield Heights HS

Major: Sport Management



4

JAKOBY KEMP

FR | F | 6-9 | 215

Layton, Utah

Layton HS

Major: Sport Management



5


MITCHELL SMITH

FR | F | 6-10 | 210

Van Buren, Ark.

Van Buren HS

Major: Sport Management



10

BRETT RAU

JR | G | 6-4 | 170

Burlington, Ill.

Elgin Community College (Ill.)

Major: Sport Management



11

K.J. WALTON

SO | G | 6-3 | 200

Indianapolis, Ind.

Brownsburg HS

Major: Communication



13

TREVOR GLASSMAN

R-JR | G | 6-3 | 205

Bedford, N.H.

Manhattan

Major: Finance



14

REED NIKKO

FR | F | 6-10 | 250

Maple Grove, Minn.

Maple Grove HS

Major: Fisheries & Wildlife



15

JORDAN GEIST

SO | G | 6-2 | 180

Fort Wayne, Ind.

Ranger College (Texas)

Major: Agribusiness Mgmt.



21

JORDAN BARNETT

JR | F | 6-7 | 215

St. Louis, Mo.

Texas

Major: Hospitality Mgmt.



24

KEVIN PURYEAR

SO | F | 6-7 | 243

Blue Springs, Mo.

South HS

Major: Sport Management



25

RUSSELL WOODS

SR | F | 6-8 | 236

Chicago, Ill.

John A. Logan College (Ill.)

Major: General Studies



32


ADAM WOLF

SO | F | 6-7 | 219

Beaver Dam, Wis.

Beaver Dam HS

Major: Communication



33

CULLEN VANLEER

SO | G | 6-4 | 208

Pacific, Mo.

Pacific HS

Major: Education



HC

KIM ANDERSON

Third season



AC

EMANUEL DILDY

First season



AC

ROB FULFORD

Third season



AC

STEVE SHIELDS

Second season

NCAA APPEARANCES: '44, '76, '78, '80, '81, '82, '83, '86, '87, '88, '89, '90, '92, '93, '95, '99, '00, '01, '02, '03, '09, '10, '11, '12, '13