



# KENTUCKY

## 2016-17 MEN'S BASKETBALL



Tuesday, Feb. 14 - 7 p.m. ET  
Rupp Arena (23,000) | Lexington, Ky.

### Stat Breakdown

89.3	Points Per Game	77.0
73.7	Opp. Points Per Game	73.1
48.5	Field-Goal Pct.	44.0
43.0	Opp. Field-Goal Pct.	42.6
40.3	Rebounds Per Game	38.0
35.3	3-point FG Pct.	34.0
32.0	Opp. 3-point FG Pct.	34.5
68.9	Free-Throw Pct.	71.8
16.8	Assists Per Game	14.7
6.4	Steals Per Game	5.8
5.8	Blocks Per Game	4.7

### Series Breakdown

Overall (UK leads)	152-69
in Lexington (UK leads)	91-16
Calipari vs. Tennessee	13-7
Barnes vs. UK	3-3
Current UK streak	Lost 1



### Tennessee Volunteers

14-11 Overall SEC NR/NR AP/USA

Head Coach: Rick Barnes  
Overall Record: 633-344 (30th season)  
Record at UT: 29-30 (second season)

Points: Robert Hubbs III (14.3 ppg)  
Rebounds: Grant Williams (5.5 rpg)  
Assists: Lamonte Turner (3.2 apg)  
Blocks: Grant Williams (2.0 bpg)  
Steals: Jordan Bowden (1.0 spg)

### Kentucky Wildcats

20-5 Overall SEC 13/11 AP/USA

Head Coach: John Calipari  
Overall Record: 640-190 (25th season)  
Record at UK: 237-52 (eighth season)

Points: Malik Monk (21.7 ppg)  
Rebounds: Bam Adebayo (6.9 rpg)  
Assists: De'Aaron Fox (5.4 apg)  
Blocks: Bam Adebayo (1.6 bpg)  
Steals: De'Aaron Fox (1.6 spg)


### Schedule

OVERALL: 20-5 | SEC: 10-2  
Home: 12-2 | Away: 4-3 | Neutral: 4-0

Date	UK Rk.	O.Rk.	Opponent	TV	Time/Result
<b>Exhibition Games</b>					
O. 30	-/4	-/-	CLARION	SEC	W, 108-51
N. 6	2/4	-/-	ASBURY	SEC	W, 156-63
N. 11	2/4	-/-	STEPHEN F. AUSTIN	SEC	W, 87-64
N. 13	2/4	-/-	<sup>1</sup> CANISIUS	ESPN2	W, 93-69
N. 15	2/2	13/13	<sup>2</sup> vs. Michigan St.	ESPN	W, 69-48
N. 20	2/2	-/-	<sup>1</sup> DUQUESENE	ESPN2	W, 93-59
N. 23	1/1	-/-	<sup>1</sup> CLEVELAND ST.	SEC	W, 101-70
N. 25	1/1	-/-	<sup>1</sup> UT MARTIN	SEC	W, 111-76
N. 28	1/1	-/-	<sup>3</sup> Arizona State	ESPN2	W, 115-69
D. 3	1/1	11/9	UCLA	CBS	L, 97-92
D. 7	6/7	RV/RV	VALPARAISO	SEC	W, 87-63
D. 11	6/7	-/-	<sup>4</sup> vs. Hofstra	ESPN	W, 96-73
D. 17	6/7	7/6	<sup>5</sup> vs. North Carolina	CBS	W, 103-100
D. 21	6/5	10/11	at Louisville	ESPN	L, 73-70
D. 29	8/8	-/-	*at Ole Miss	ESPN2	W, 99-76
J. 3	6/6	-/-	*TEXAS A&M	ESPN	W, 100-58
J. 7	6/6	-/-	*ARKANSAS	SEC	W, 97-71
J. 10	6/6	-/-	*at Vanderbilt	ESPN	W, 87-81
J. 14	6/6	-/-	*AUBURN	ESPN	W, 92-72
J. 17	5/5	-/-	*at Miss. State	ESPN	W, 88-81
J. 21	5/5	24/24	*S. CAROLINA	ESPN	W, 85-69
J. 24	4/4	-/-	*at Tennessee	ESPN	L, 82-80
J. 28	4/4	2/1	<sup>6</sup> KANSAS	ESPN	L, 79-73
J. 31	8/6	-/-	*GEORGIA	ESPN	W, 90-81 (OT)
F. 4	8/6	24/23	*at Florida	ESPN	L, 88-66
F. 7	15/12	-/-	*LSU	ESPN	W, 92-85
F. 11	15/12	-/-	*at Alabama	CBS	W, 67-58
F. 14	13/11	-/-	*TENNESSEE	ESPN	7 p.m.
F. 18	13/11	-/-	*at Georgia	ESPN	6 p.m.
F. 21	-/-	-/-	*at Missouri	SEC	9 p.m.
F. 25	-/-	-/-	*FLORIDA	CBS	2 p.m.
F. 28	-/-	-/-	*VANDERBILT	ESPN	9 p.m.
M. 4	-/-	-/-	*at Texas A&M	CBS	Noon
<b>SEC Tournament (Nashville, Tenn.   Bridgestone Arena)</b>					
M. 8-12			TBD	SEC/ESPN	TBD

All times Eastern \*SEC conference game HOME GAMES IN CAPS  
<sup>1</sup>Bluegrass Showcase (Rupp Arena); <sup>2</sup>Champions Classic (Madison Square Garden, New York);  
<sup>3</sup>Atlantis Showcase (Imperial Arena, Paradise Island, Bahamas); <sup>4</sup>Barclays Center (Brooklyn, N.Y.); <sup>5</sup>CBS Sports Classic (T-Mobile Arena, Las Vegas); <sup>6</sup>SEC/Big 12 Challenge (Rupp Arena)

### Kentucky's Projected Starters (based on last game)




**3** Bam Adebayo  
Fr. | Forward

MPG	27.6
PPG	12.9
RPG	6.9
SPG	0.7
BPG	1.6



**13** Isaiah Briscoe  
So. | Guard

MPG	31.6
PPG	13.9
RPG	5.4
APG	4.3
SPG	0.9



**0** De'Aaron Fox  
Fr. | Guard

MPG	29.4
PPG	15.7
RPG	4.2
APG	5.4
SPG	1.6



**32** Wenyen Gabriel  
Fr. | Forward

MPG	21.2
PPG	6.2
RPG	6.1
APG	1.0
BPG	1.2



**5** Malik Monk  
Fr. | Guard

MPG	31.6
PPG	21.7
RPG	2.2
APG	2.2
SPG	1.2

### UK Reserves

No.	Name	Position	Class	PPG	RPG	APG	MPG	SPG	BPG
20	Brad Calipari	Guard	Freshman	0.6	0.2	0.1	3.2	0.0	0.1
10	Jonny David	Guard	Sophomore	0.7	0.0	0.0	1.6	0.0	0.0
4	Hamidou Diallo	Guard	Freshman	-	-	-	-	-	-
25	Dominique Hawkins	Guard	Senior	3.3	1.6	2.0	17.2	0.6	0.0
15	Isaac Humphries	Forward	Sophomore	3.3	3.6	0.3	9.3	0.2	0.7
1	Sacha Killeya-Jones	Forward	Freshman	2.7	2.1	0.1	6.4	0.1	0.7
11	Mychal Mulder	Guard	Senior	6.0	1.7	0.4	11.5	0.3	0.2
30	Dillon Pulliam	Guard	RS-Sophomore	0.0	0.2	0.2	1.3	0.0	0.0
35	Derek Willis	Forward	Senior	6.9	4.6	0.8	19.6	0.6	0.8
14	Tai Wynyard	Forward	RS-Freshman	0.7	0.9	0.1	3.6	0.1	0.2

### Storylines

- With a win over Alabama on Saturday, John Calipari secured a 23rd consecutive on-court 20-win season. That's more than any other current active coach
- Kentucky became the first school (by mere hours) to reach 1,000 straight games with a made 3-pointer vs. Alabama
- The Wildcats are 206-4 under Calipari when owning a 10-point lead at some point in the game
- Malik Monk is averaging 21.7 points per game. No Calipari-coached player has ever averaged more than 21.2 points for an entire season
- De'Aaron Fox etched his name into the UK record books vs. Arizona State with just the second triple-double in school history and the first since Chris Mills in 1988 vs. Arizona State
- Only six games later, Isaiah Briscoe pulled off the triple-double feat at Ole Miss. Briscoe and Fox are the first pair of teammates in SEC history to log triple-doubles in the same season
- UK averages just 14.6 seconds per possession, the eighth-fastest mark in the country and the second best among Power Five schools
- Bam Adebayo has a remarkable 72 dunks through 25 games. Anthony Davis owns the Calipari-era record with 92 slams.
- Kentucky's scoring average of 89.3 ranks fourth nationally and first among Power Five schools
- Fox, Monk and Briscoe make up the nation's second-leading points per game guard trio in the country at 51.6 points per game, trailing only Central Michigan top-scoring trio
- Kentucky is once again one of the nation's youngest teams in the country. According to KenPom.com, Kentucky ranks 343 out of 351 Division I teams in terms of experience
- UK, Florida and South Carolina are in a three-way tie for first place in the SEC with six games left to play for each team

### Watch | Listen | Stats

TV - ESPN  
PXP - Joe Tessitore  
Analyst - Sean Farnham  
Sideline - Kaylee Hartung

Live stats - UKathletics.com  
Social media - @KentuckyMBB

Radio - UK Radio Network  
PXP - Tom Leach  
Analyst - Mike Pratt  
Sirius - 83 | XM - 190

Hashtag: #UTvsUK

### Numbers to Know

- 2,225** - National all-time wins leader
- 1,000** - Consecutive games UK has hit a 3-pointer
- 23** - Consecutive 20+ win seasons for John Calipari
- 4** - Double-doubles for Isaiah Briscoe this season





**0 Guard**  
**De'Aaron Fox**  
 6-3 | 187 | Freshman  
 Houston  
 Cypress Lakes



**1 Forward**  
**Sacha Killeya-Jones**  
 6-10 | 230 | Freshman  
 Chapel Hill, N.C.  
 Virginia Episcopal



**3 Forward**  
**Bam Adebayo**  
 6-10 | 260 | Freshman  
 Little Washington, N.C.  
 High Point Christian Acad.




**4 Guard**  
**Hamidou Diallo**  
 6-5 | 190 | Freshman  
 Queens, N.Y.  
 Putnam Science Acad.



**5 Guard**  
**Malik Monk**  
 6-3 | 200 | Freshman  
 Lepanto, Ark.  
 Bentonville



**10 Guard**  
**Jonny David**  
 6-2 | 183 | Sophomore  
 Pittsburgh  
 Mt. Lebanon




**11 Guard**  
**Mychal Mulder**  
 6-4 | 185 | Senior  
 Windsor, Ontario  
 Vincennes University



**13 Guard**  
**Isaiah Briscoe**  
 6-3 | 210 | Sophomore  
 Newark, N.J.  
 Roselle Catholic



**14 Forward**  
**Tai Wynyard**  
 6-10 | 254 | R-Freshman  
 Auckland, New Zealand  
 Rangitoto College



**15 Forward**  
**Isaac Humphries**  
 7-0 | 255 | Sophomore  
 Sydney, Australia  
 La Lumiere School



**20 Guard**  
**Brad Calipari**  
 6-0 | 178 | Freshman  
 Franklin Lakes, N.J.  
 MacDuffie School



**25 Guard**  
**Dominique Hawkins**  
 6-0 | 191 | Senior  
 Richmond, Ky.  
 Madison Central



**30 Guard**  
**Dillon Pulliam**  
 6-3 | 195 | R-Sophomore  
 Cynthiana, Ky.  
 Transylvania Univ.



**32 Forward**  
**Wenyen Gabriel**  
 6-9 | 213 | Freshman  
 Manchester, N.H.  
 Wilbraham & Monson Acad.



**35 Forward**  
**Derek Willis**  
 6-9 | 228 | Senior  
 Mt. Washington, Ky.  
 Bullitt East



**Head Coach**  
**John Calipari**



**Associate Coach**  
**Kenny Payne**



**Assistant Coach**  
**Tony Barbee**



**Assistant Coach**  
**Joel Justus**



**Special Assistant**  
**John Robic**

2016-17 Kentucky Men's Basketball Roster

No.	Name	Position	Height	Weight	Class	Hometown	Previous School	Major	Twitter	Instagram
0	De'Aaron Fox	Guard	6-3	187	FR	Houston	Cypress Lakes	Undergrad Studies	@Swipathef0x	@swipathefox
1	Sacha Killeya-Jones	Forward	6-10	230	FR	Chapel Hill, N.C.	Virginia Episcopal	Communication	@The_SKJ	@the_skj
3	Bam Adebayo	Forward	6-10	260	FR	Little Washington, N.C.	High Point Christian	Undergrad Studies	@IAmBam13_	@bam1of1
4	Hamidou Diallo	Guard	6-5	190	FR	Queens, N.Y.	Putnam Science	Undergrad Studies	@Diallo1Hamidou	@otn_hami
5	Malik Monk	Guard	6-3	200	FR	Lepanto, Ark.	Bentonville	Undergrad Studies	@AhmadMonk	@ahmad_monk
10	Jonny David	Guard	6-2	183	SO	Pittsburgh	Mt. Lebanon	Kinesiology	@j david010	@j david010
11	Mychal Mulder	Guard	6-4	185	SR	Windsor, Ontario	Vincennes Univ.	Communication	@MychalMulder	@mikemulder11
13	Isaiah Briscoe	Guard	6-3	210	SO	Newark, N.J.	Roselle Catholic	Undergrad Studies	@ZayBriscoe	@zaaay_
14	Tai Wynyard	Forward	6-10	254	R-FR	Auckland, New Zealand	Rangitoto College	Undergrad Studies	@WynyardTai	@taiwynyard
15	Isaac Humphries	Forward	7-0	255	SO	Sydney, Australia	La Lumiere School	Communication	@IsaacHumphries7	@isaachumphries7
20	Brad Calipari	Guard	6-0	178	FR	Franklin Lakes, N.J.	MacDuffie School	Marketing	@bradcalipari	@bradcalipari
25	Dominique Hawkins	Guard	6-0	191	SR	Richmond, Ky.	Madison Central	Communication	@DHawk_25	@dhawk_25
30	Dillon Pulliam	Guard	6-3	195	R-SO	Cynthiana, Ky.	Transylvania Univ.	Computer Engineering	@DPull32	@dpull32
32	Wenyen Gabriel	Forward	6-9	213	FR	Manchester, N.H.	Wilbraham & Monson	Undergrad Studies	@WenyenGabriel	@rcg_upman
35	Derek Willis	Forward	6-9	228	SR	Mt. Washington, Ky.	Bullitt East	Communication	@derek_willis33	@dxw_33

**Head Coach:** John Calipari (Clarion, 1982)  
**Associate Head Coach:** Kenny Payne (Louisville, 2003)  
**Assistant Coaches:** Tony Barbee (UMass, 1993)  
 Joel Justus (UNC Wilmington, 2004)  
**Special Asst. to the Head Coach:** John Robic (Denison, 1986)  
**Associate AD/Basketball Operations:** Chris Woolard (UCLA, 1997)  
**Strength Coach:** Robert Harris (Kentucky State, 2009)  
**Athletic Trainer:** Chris Simmons (Memphis, 2002)

**Pronunciation Guide**

BAM ADEBAYO	(ah-duh-BUY-o)
BRAD/JOHN CALIPARI	(cal-a-PEAR-ee)
HAMIDOU DIALLO	(ha-MUH-do) (DEE-ah-lo)
DOMINIQUE HAWKINS	(dom-UH-neek)
WENYEN GABRIEL	(when-yen)
SACHA KILLEJA-JONES	(sah-SHA) (kuh-LEE-uh)
MALIK MONK	(muh-LEAK)
MYCHAL MULDER	like michael
DILLON PULLIAM	(pull-E-um)
TAI WYNARD	(tie) (win-YARD)


UK MBB Media Relations



**Eric Lindsey**  
 Coach Cal interviews  
 Primary contact



**Deb Moore**  
 Player interviews  
 Secondary contact



**Jake Most**



**Stephanie Guy**

859-257-3838

University Quick Facts

**President:** Dr. Eli Capilouto  
**Faculty Rep:** Joseph L. Fink III  
**Athletics Director:** Mitch Barnhart  
**Deputy AD:** DeWayne Peevy  
**Enrollment:** 30,000  
**Founded:** 1865

**Home Arena:** Rupp Arena  
**Capacity:** 23,000  
**Rupp Arena Record:** 558-66 (.894)  
**All-time Record:** 2,225-687-1 (.764)  
**Website:** UKathletics.com





The Polls

Associated Press Top 25  
Feb. 13

- Gonzaga (60)
- Villanova (5)
- Kansas
- Baylor
- Arizona
- UCLA
- Oregon
- Louisville
- West Virginia
- North Carolina
- Wisconsin
- Duke
- 13. Kentucky**
- Virginia
- Florida
- Purdue
- Florida State
- Cincinnati
- SMU
- Creighton
- South Carolina
- Saint Mary's
- Maryland
- Butler
- Notre Dame

USA Today Coaches Poll  
Feb. 13

- Gonzaga (29)
- Villanova (3)
- Kansas
- Baylor
- UCLA
- Arizona
- Louisville
- Oregon
- North Carolina
- Wisconsin
- 11. Kentucky**
- West Virginia
- Florida
- Duke
- Virginia
- Purdue
- Cincinnati
- Florida State
- South Carolina
- Notre Dame
- Saint Mary's
- Creighton
- SMU
- Maryland
- Butler

Receiving Votes: Wichita State, Xavier, Northwestern, Southern Cal, VCU, Dayton, Middle Tennessee, Monmouth, Oklahoma State, Vermont

Receiving Votes: Xavier, Northwestern, Southern Cal, Wichita State, Dayton, Kansas State, Miami, Middle Tennessee, New Mexico State, Akron

Kentucky Week by Week

Preseason	2/4	Jan. 9	6/6
Nov. 14	2/2	Jan. 16	5/5
Nov. 21	1/1	Jan. 23	4/4
Nov. 28	1/1	Jan. 30	8/6
Dec. 5	6/7	Feb. 6	15/12
Dec. 12	6/7	Feb. 13	13/11
Dec. 19	6/5	Feb. 20	-/-
Dec. 26	8/8	Feb. 27	-/-
Jan. 2	6/6	March 6	-/-
		March 13	-/-
		Final	-/-

SEC Standings through Feb. 11, 2017

Team	SEC Record	Overall Record	Games Back
Kentucky	10-2 (.833)	20-5 (.800)	0.0
Florida	10-2 (.833)	20-5 (.800)	0.0
South Carolina	10-2 (.833)	20-5 (.800)	0.0
Alabama	7-5 (.583)	14-10 (.583)	3.0
Arkansas	7-5 (.583)	18-7 (.720)	3.0
Ole Miss	6-6 (.500)	15-10 (.600)	4.0
Tennessee	6-6 (.500)	14-11 (.560)	4.0
Auburn	5-7 (.417)	16-9 (.640)	5.0
Georgia	5-7 (.417)	14-11 (.560)	5.0
Mississippi State	5-7 (.417)	14-10 (.583)	5.0
Texas A&M	5-7 (.417)	13-11 (.542)	5.0
Vanderbilt	5-7 (.417)	12-13 (.480)	5.0
Missouri	2-10 (.167)	7-17 (.292)	8.0
LSU	1-11 (.083)	9-15 (.375)	9.0

Kentucky in the Rankings through Feb. 11, 2017

Team Rankings			Individual Rankings		
Category	Stat	SEC [NCAA]	Category/Player	Stat	SEC [NCAA]
Scoring	89.3	1st [4th]	Assist-TO Ratio/Fox	2.3	3rd [62nd]
Scoring Defense	73.7	10th [218th]	Assist-TO Ratio/Briscoe	1.6	10th [223rd]
Scoring Margin	+15.6	1st [6th]	Assists Per Game/Fox	5.4	1st [36th]
Free-Throw Pct.	.689	7th [199th]	Assists Per Game/Briscoe	4.3	5th [118th]
Field-Goal Pct.	.485	1st [25th]	Blocks Per Game/Adebayo	1.6	7th [73rd]
Field-Goal Pct. Def.	.430	11th [150th]	Double-Doubles/Briscoe	4	75th [178th]
3-Point FG Pct.	.353	7th [179th]	Double-Doubles/Fox	4	75th [178th]
3-Point FG Pct. Def.	.320	3rd [50th]	Double-Doubles/Adebayo	3	71th [238th]
Rebounding Off.	40.3	1st [13th]	Field-Goal Pct./Monk	.486	5th [151st]
Rebounding Def.	35.6	7th	Field-Goal Pct./Fox	.473	7th [177th]
Rebounding Margin	+4.7	3rd [55th]	Field-Goal Pct./Briscoe	.471	9th [182nd]
Blocks Per Game	5.8	1st [11th]	Free-Throw Pct./Monk	.822	9th [119th]
Assists Per Game	16.8	1st [19th]	Minutes Per Game/Monk	31.6	10th
Steals Per Game	6.4	8th [150th]	Minutes Per Game/Briscoe	31.6	11th
Turnover Margin	+3.7	3rd [13th]	Minutes Per Game/Fox	29.4	18th
Off. Rebs. Per Game	13.3	2nd [21st]	Off. Rebs. PG/Adebayo	2.9	3rd [67th]
Def. Rebs. Per Game	27.0	3rd [51st]	Points Per Game/Monk	21.7	1st [11th]
Def. Rebound Pct.	.711	4th	Points Per Game/Fox	15.7	8th [224th]
Off. Rebound Pct.	.350	2nd	Points Per Game/Briscoe	13.9	15th
3-Point FG Per Game	7.3	6th [185th]	Rebs. Per Game/Adebayo	6.9	9th [203rd]
			Rebs. Per Game/Gabriel	6.1	14th
			Steals Per Game/Fox	1.6	8th [119th]
			3-Point FG Made PG/Monk	3.2	1st [22nd]
			3-Point FG Pct./Monk	.414	1st [31st]

Upcoming in the SEC

Feb. 14 - Feb. 23

Contest	Time	TV Network
<b>Tuesday, Feb. 14</b> Florida at Auburn <b>Tennessee at Kentucky</b> Mississippi State at Georgia LSU at Ole Miss	7 p.m. <b>7 p.m.</b> 9 p.m. 9 p.m.	SEC Network <b>ESPN</b> ESPN SEC Network
<b>Wednesday, Feb. 15</b> Arkansas at South Carolina Alabama at Missouri	6:30 p.m. 8:30 p.m.	SEC Network SEC Network
<b>Thursday, Feb. 16</b> Texas A&M at Vanderbilt	7 p.m.	SEC Network
<b>Saturday, Feb. 18</b> Missouri at Tennessee Florida at Mississippi State LSU at Alabama Auburn at Texas A&M Ole Miss at Arkansas <b>Kentucky at Georgia</b> South Carolina at Vanderbilt	1 p.m. 2 p.m. 3:30 p.m. 4 p.m. 6 p.m. <b>6 p.m.</b> 8:30 p.m.	SEC Network ESPN SEC Network ESPNU SEC Network <b>ESPN</b> SEC Network
<b>Tuesday, Feb. 21</b> Auburn at LSU South Carolina at Florida <b>Kentucky at Missouri</b> Ole Miss at Mississippi State	7 p.m. 7 p.m. <b>9 p.m.</b> 9 p.m.	SEC Network ESPN <b>SEC Network</b> ESPN2
<b>Wednesday, Feb. 22</b> Vanderbilt at Tennessee Texas A&M at Arkansas	6:30 p.m. 8:30 p.m.	SEC Network SEC Network
<b>Thursday, Feb. 23</b> Georgia at Alabama	7 p.m.	ESPN/ESPN2

All times Eastern

Media Information

CREDENTIAL REQUESTS

Requests for single-game credentials should be made as far in advance as possible and no later than five days prior to game day online at [sportssystem.com/Kentucky](http://sportssystem.com/Kentucky).

CREDENTIAL CRITERIA

The University of Kentucky's decision to issue credentials to a media outlet for the purposes of covering a UK basketball home or away event is determined by a variety of factors. They include the following:

- Amount of coverage given to Kentucky throughout the season
- Intention/ability to cover all 22 sports at Kentucky
- Distribution/size of publication: free, subscription, sale on newsstands, website traffic, etc.
- Radio or TV station program format and size of audience
- Length of existence of the publication, amount of original copy generated, number of full-time employees of the publication and the journalistic experience of the reporter(s)
- Attendance at Kentucky media sessions, including Olympic sport opportunities
- Space availability
- Professionalism, which includes but is not limited to conduct at games, press conferences, practices, on social media, etc.

The University of Kentucky has the right to revoke credentials under its own discretion.

INTERVIEW POLICIES-GENERAL

All interviews with University of Kentucky basketball players or staff members must be arranged through the Media Relations office. Media should never contact a player or coach directly.

The Wildcat Coal Lodge, dormitories, team locker rooms and other team quarters are private team areas. Media members are not permitted in these areas unless accompanied by appropriate university personnel.

PRACTICE/PRESS CONFERENCES

Other than announced exceptions, UK basketball practices are closed to the media. UK will accept requests to attend practice. All requests must be made by 10 a.m. on the day of the practice. In cases in which practices are open to the media, no cell phones are allowed in the practice facility.

Player interviews are conducted prior to practices the day before a game and will be available to all UK media in the Joe Craft Center lower-level lobby. UK will accept requests for player interviews, but they must be submitted 24 hours prior to the scheduled availability.

Coach John Calipari or an assistant coach will meet with members of the media immediately following player interviews in the lower level lobby of the Joe Craft Center.

Game day shoot-arounds are closed to the media.

TELEPHONE PLAYER INTERVIEWS

Telephone interviews are available to the media on a call-back basis. Individual player and coach telephone numbers will not be given to members of the media.

Players are instructed not to conduct interviews when contacted directly by telephone. The UK Media Relations Office will arrange for telephone interviews at a time most convenient for the student-athlete.

Other special requests are handled on a case-by-case basis.

POSTGAME INTERVIEWS

Following each game, there is a 20-minute cooling-off period, during which time the players shower and dress. Approximately 10 minutes after the game ends, Coach Calipari conducts his postgame press conference while a player is taken to the UK Sports Network.

Following Coach Calipari's press conference and the cooling-off period, selected UK players are brought to the media interview room.







### Honoring the Cats

#### Bam Adebayo

- Wooden Award Preseason Watch List
- Naismith Trophy Preseason Watch List
- CBSSports.com Preseason All-America Second Team
- College Basketball Talk Preseason All-America Third Team
- Kareem Abdul-Jabbar Award Preseason Watch List
- Preseason All-SEC First Team (AP/Coaches)

#### Isaiah Briscoe

- SEC Player of the Week (Jan. 2, 2017)
- Lute Olson Award Preseason Watch List
- Preseason All-SEC Second Team (AP/Coaches)

#### De'Aaron Fox

- Wooden Award Late Season List
- Naismith Trophy Midseason Watch List
- Bob Cousy Award Final 10
- Oscar Robertson Trophy Midseason Watch List
- Wayman Tisdale Award Midseason Watch List
- Wooden Award Midseason 25
- SEC Freshman of the Week (Jan. 9, 2017)
- SEC Freshman of the Week (Dec. 19, 2016)
- SEC Freshman of the Week (Dec. 5, 2016)
- SEC Freshman of the Week (Nov. 14, 2016)
- Wooden Award Preseason Watch List
- Naismith Trophy Preseason Watch List
- Sporting News Preseason All-America Second Team
- Bob Cousy Award Preseason Watch List
- Preseason All-SEC First Team (AP/Coaches)

#### Malik Monk

- Wooden Award Late Season List
- Naismith Trophy Midseason Watch List
- Jerry West Award Final 10
- Oscar Robertson Trophy Midseason Watch List
- Wayman Tisdale Award Midseason Watch List
- SEC Freshman of the Week (Jan. 16, 2017)
- Wooden Award Midseason 25
- SEC Freshman of the Week (Jan. 2, 2017)
- USBWA Oscar Robertson National Player of the Week (Dec. 20, 2016)
- USBWA Wayman Tisdale National Freshman of the Week (Dec. 20, 2016)
- SEC Player of the Week (Dec. 19, 2016)
- SEC Freshman of the Week (Nov. 21, 2016)
- Wooden Award Preseason Watch List
- Naismith Trophy Preseason Watch List
- CBSSports.com Preseason All-America Third Team
- Jerry West Award Preseason Watch List
- Preseason All-SEC Second Team (AP/Coaches)

### Wildcats Grind Out Defensive Victory at Alabama

Kentucky went from a shootout to a defensive grinder this week and won both ways. Isaiah Briscoe had 11 points, 11 rebounds and four assists to help Kentucky weather one of its lowest scoring outputs and beat Alabama 67-58 on Saturday.

The Wildcats (20-5, 10-2 Southeastern Conference), fresh off a 92-85 shootout win over LSU, found a way to win at a much different tempo after dropping three of their last five games. Malik Monk added 17 points against the Crimson Tide (14-10, 7-5 SEC), who were coming off a quadruple-overtime road upset of No. 19 South Carolina.

Monk's free throws in the final seconds put Kentucky above its season low of 66 points in a loss to No. 17 Florida a week earlier. The Wildcats came in ranked third nationally in scoring at 90.2 points a game.

Bam Adebayo scored 14 points before fouling out with 6:02 left and Kentucky leading 50-39. Briscoe scored nine points after the half, including key baskets down the stretch.

Briscoe answered with baskets the first two times Alabama closed within seven points in the final minutes. The third time, the Wildcats took over after Braxton Key's basket with 1:05 left cut it to 57-51.

Derek Willis buried a 3-pointer, Monk made a layup and De'Aaron Fox punctuated the decisive swing with a dunk.

The Wildcats held Alabama without a field goal the final four minutes of the first half and carried that dominance back from the locker room, too. Kentucky pushed its run to 20-5 and its lead to 18 points early in the second half.

Additional notes:

- The victory was UK's 20th win of the season. Kentucky has won at least 20 games for nine straight seasons, eight of which have come under the direction of John Calipari. It was Calipari's 23rd consecutive 20-win season, more than any other active coach
- UK has won seven in a row in the series
- Monk's 3-pointer from the right wing at the 15:26 mark in the first half extended UK's streak of consecutive games with a triple to 1,000. The Wildcats just beat UNLV by a few hours to become the first school to 1,000
- UK held Alabama to 20 points in the first half, the fewest points in any half this season
- The Wildcats improved to 140-5 when limiting the opponent to 63 points or less under Calipari
- Monk has scored in double figures in all 25 games this season
- Kentucky held Alabama to 58 points, tying Texas A&M for the second fewest by a UK opponent this season
- It was Briscoe's fourth double-double of the season and sixth of his career. It was UK's first double-double at Coleman Coliseum since Perry Stevenson recorded 16 points and 12 rebounds on Jan. 24, 2009
- Kentucky has held Alabama to 61 points or less in eight straight games

### Three is Better Than Two ... 1,000 Times

Kentucky and UNLV have gone back and forth all season long for the claim of having the longest active streak of consecutive games with a made 3-pointer. Fittingly, both schools reached a historic milestone -- 1,000 straight games -- within a few hours of each other.

UK just beat out the Runnin' Rebels by mere hours, becoming the first school ever to hit a 3-pointer in 1,000 straight games with a trey at Alabama on Feb. 11. Freshman guard Malik Monk, fittingly UK's leader in 3-point field goals this season, got the Wildcats to 1,000 straight games with a 3-pointer from the right wing with 15:26 to go in the first half. UNLV would match it later in the day.

The Wildcats record during the 1,000-game streak with a made 3-pointer is 771-229.

Kentucky passed UNLV for the nation's longest active streak of consecutive games with a made 3-pointer in its final game of 2015-16. With UNLV having played one more game than UK this season, the two are tied for the national lead (through games on Feb. 11).

The Cats' last game without a made 3-pointer came against Seton Hall on Nov. 26, 1988 a "three-point" loss in the Great Alaska Shootout. The streak began on Nov. 28, 1998, in an 89-71 win vs. California.

### Calipari Notches 23rd Consecutive 20-Win Season

With a road win at Alabama, Kentucky secured its 20th win of the season, its eighth straight 20-win season under John Calipari. Calipari as a collegiate head coach has posted 23 consecutive seasons of 20 or more on-court wins. He leads all active coaches with that streak, ahead of Mike Krzyzewski of Duke (21), Bill Self (19) and Jim Boeheim (17).

More impressive, Calipari has nine seasons with 30 or more on-court wins. Only Mike Krzyzewski (13) and Roy Williams (10) have more. Calipari is the first coach in NCAA Division I history to record five straight on-court 30-win seasons, notching 30 straight in consecutive seasons from 2005-06 to 2009-10.

### The Big Three: UK's Guards Rank Among National Trio Scoring Leaders

Malik Monk, De'Aaron Fox and Isaiah Briscoe have electrified the country with high-profile scoring performances and triple-doubles.

They're also the three leading scorers on the nation's fourth-highest scoring team in the country with 89.3 points per game (as of Feb. 11).

If the team is one of the top-scoring units nationally, well obviously, the trio of guards is going to rank among the nation's leaders. UK's guards rank second nationally among top-scoring trios made up of backcourt players.

Rank	Trio	Team	Conference	Combined PPG
1.	Keene, Rayson, DiLeo	Central Michigan	Mid-American	60.1
2.	Monk, Fox, Briscoe	Kentucky	SEC	51.6
3.	Graham, Holder, Evans II	Arizona State	Pac 12	51.1
4.	Mason III, Jackson, Graham	Kansas	Big 12	49.7
5.	Smith, Hughes, Brown	Georgia Southern	Sun Belt	49.5

### Cats Deliver the Knockout Punch

UK is 206-4 (.981) in the John Calipari era when leading by at least 10 points at any time in the contest. Two of those three losses (a 21-point lead at Tennessee and a 12-point lead at Auburn) came during the 2015-16 campaign. The only other losses came during the 2012-13 season when UK gave up an 11-point first-half lead and lost 59-55 at Alabama and vs. Kansas this season when the Wildcats failed to capitalize on a 12-point first-half lead. The loss to Kansas was the first to a nonconference opponent when leading by 10 or more in the Calipari era.

Perhaps most impressive of all is that 72.7 percent of games Calipari has coached in at Kentucky have produced 10-point leads at some point during the game for UK. The Wildcats have led by 10 points or more in a whopping 86.9 percent of Calipari's 237 career wins at Kentucky.

### Fastest Calipari Team Ever?

It's no secret that a staple of John Calipari-coached teams is to play fast. You'll hear him from the sidelines imploring his teams to get out and run and score as many transition baskets as possible.

Well, the 2016-17 edition of the Kentucky Wildcats is just that - really fast, as told by their average possession lasting just 14.6 seconds. As of Feb. 11, that mark was the eighth-fastest mark in the nation and the second-best among Power Five programs, trailing only UCLA.

But, for a coach who directs his teams to run the floor, this team takes it to a whole new level. This is the fastest Calipari team while at Kentucky and the fastest by nearly two seconds. According to Synergy Sports, UK averages 24.3 points per game in transition, the second-best mark in the country (through games on Feb. 11).

### Average Possession Length and KenPom's Adjusted Tempo Ranking:

2016-17 (UK): 14.6, 8th	2015-16 (UK): 17.7, 219th	2014-15 (UK): 17.7, 98th	2013-14 (UK): 17.9, 156th
2012-13 (UK): 17.4, 106th	2011-12 (UK): 17.8, 142nd	2010-11 (UK): 18.3, 219th	2009-10 (UK): 16.2, 31st







2016-17 LEAD-DEFICIT COMPARISON

Opponent	Biggest Lead	Biggest Deficit	Biggest Run*	Changes	Ties	Led	Trailed	Result
SFA	27 (2nd)	1 (1st)	7-0	2	0	39:04	0:30	W, 87-64
CANISIUS	30 (2nd)	7 (1st)	9-0	6	9	27:07	9:42	W, 93-69
vs. Michigan St.	23 (2nd)	3 (1st)	9-0	1	3	34:30	1:41	W, 69-48
DUQUESNE	41 (2nd)	2 (1st)	11-0	1	2	37:27	0:10	W, 93-59
CLEVELAND ST.	41 (2nd)	N/A	12-0	0	0	39:44	0:00	W, 101-70
UT MARTIN	48 (2nd)	3 (1st)	11-0	3	0	36:49	2:01	W, 111-76
vs. Arizona St.	48 (2nd)	1 (1st)	12-0	2	0	39:17	0:23	W, 115-69
UCLA	9 (1st)	14 (2nd)	11-0	2	3	12:59	24:39	L, 97-92
VALPARAISO	34 (2nd)	N/A	21-0	0	2	38:50	0:00	W, 87-63
vs. Hofstra	31 (2nd)	N/A	18-0	0	0	39:33	0:00	W, 96-73
vs. North Carolina	12 (1st)	3 (1st)	7-0	6	6	32:41	3:43	W, 103-100
at Louisville	6 (1st)	7 (1st)	9-0	9	10	12:15	19:38	L, 73-70
at Ole Miss	28 (2nd)	2 (1st)	13-0	1	1	38:23	0:23	W, 99-76
TEXAS A&M	47 (2nd)	3 (1st)	15-0	1	1	38:00	0:41	W, 100-58
ARKANSAS	26 (2nd)	4 (1st)	12-0	6	2	36:20	3:21	W, 97-71
at Vanderbilt	9 (1st)	2 (1st)	9-0	8	7	33:23	3:23	W, 87-81
AUBURN	20 (2nd)	3 (1st)	9-0	9	1	36:54	2:23	W, 92-72
at Mississippi St.	18 (2nd)	N/A	10-0	0	3	38:28	0:00	W, 88-81
SOUTH CAROLINA	23 (2nd)	N/A	9-0	0	0	39:50	0:00	W, 85-69
at Tennessee	6 (1st)	11 (2nd)	6-0	5	6	6:52	29:50	L, 82-80
KANSAS	12 (1st)	10 (2nd)	7-0	4	8	23:38	14:02	L, 79-73
GEORGIA	9 (OT)	14 (2nd)	9-0	3	6	18:56	19:35	W, 90-81 (OT)
at #24/23 Florida	N/A	24 (2nd)	7-0	0	0	0:00	39:32	L, 88-66
LSU	25 (2nd)	N/A	12-0	0	0	39:40	0:00	W, 92-85
at Alabama	18 (2nd)	3 (1st)	10-0	3	2	34:56	0:32	W, 67-58
TENNESSEE								
at Georgia								
at Missouri								
FLORIDA								
VANDERBILT								
at Texas A&M								
<b>BIGGEST/MOST</b>	<b>48</b>	<b>14</b>	<b>21-0</b>	<b>9</b>	<b>10</b>	<b>39:50</b>	<b>29:50</b>	<b>+46</b>
<b>TOTALS</b>	<b>-</b>	<b>-</b>	<b>-</b>	<b>-</b>	<b>-</b>	<b>769:46</b>	<b>176:09</b>	<b>+391</b>

\*run tracked by consecutive UK points without allowing an opponent score

Taking Care of the Ball

Through 25 games of the 2016-17 season, it's obvious this Kentucky team can score with the best of them and is likely doing it quickly. With an average possession of 14.6 seconds and scoring 89.3 points per game, one would think ball security would be an issue. Theoretically, the more possessions you have, the more turnovers a team will commit, but not with this bunch.

This team yields a turnover on just 15.6 percent of its possessions. That's the 14th-best mark in the country (through games on Feb. 11). UK averages 12.0 turnovers per game, which is 62nd in the country.

During John Calipari's tenure, UK's best seasons in those categories came in 2011 when the team averaged a turnover on just 16.1 percent of its possessions, ranked 10th in the country. The 2015 team averaged just 10.5 turnovers per outing. For comparison's sake, UK's previous fastest team in 2010 averaged a turnover on 20.3 percent of its possessions and 14.4 turnovers a game.

Of late, however, Kentucky's turnovers have been a problem. The Wildcats are averaging 14.4 turnovers over their last nine contests, including a combined 44 in losses to Kansas, Tennessee and Florida. Kansas scored 21 points off of UK's 17 miscues and the Gators capitalized for 17 points. UK has turned the ball over a minimum of 14 times in seven of its last nine games.

Monk Scoring at a Historic Rate

If there's one thing to be said from the first 25 games of Malik Monk's career, it's that he is as dynamic of an offensive player for the Wildcats as any player John Calipari has ever coached. As a matter of fact, he may be Calipari's best scorer ever. At least that's what the numbers say.

Following his record-setting 47 points vs. No. 7/6 North Carolina, his scoring average jumped up to 21.9 points per game. He currently averages 21.7. If the season ended today, he would have the highest scoring average of any player Calipari has coached in college. No Calipari player has ever averaged more than 21.2 points for an entire season (Dajuan Wagner at Memphis in 2001-02).

With 37 points vs. Georgia, the Jerry West Shooting Guard Award finalist became the first freshman in program history to have three games of 34 or more points. He's also the only freshman in school history to score at least 34 points in a neutral-site game, a road game and a home game in a single season. He joined Dan Issel (1968-69, 69-70) and Jodie Meeks (2008-09) as the only other players to achieve that feat in a single year.

Through games played on Feb. 11, Monk is second among all freshmen nationally in scoring and is looking to become just the fourth freshman in Southeastern Conference history to win the league's scoring title.

The freshman from Lepanto, Arkansas, has topped the 20-point plateau 14 times this season and in 13 of his last 21 contests. He's reached double figures in all 25 games so far.

At Florida, he surpassed the 500-point barrier, becoming the second-fastest player in school history (23 games) to reach 500 career points. Only Cotton Nash accomplished the feat quicker when he did it in 22 games in 1961-62.

Monk isn't just a one-trick pony either. He can beat you in a variety of ways. Off the bounce, he's as good as anyone in the country. Athletically and at the rack, he's elite with a 42-inch vertical and 20 dunks so far -- many of which have appeared on SportsCenter's Top 10 plays.

Perhaps Monk's greatest strength is his ability to shoot. Through 25 games, Monk has connected on 79 made 3-pointers, ahead of Jamal Murray (76) at this point in the season when he went on to break the freshman record with 113 3-pointers a season ago. Monk is also within reaching distance of Jodie Meeks (94) when he went on to set the single-season 3-point record in 2008-09 with 117 made 3-pointers. He's made a trey in every game but two.

But Monk isn't just chasing history; he's already made some ...

- His 47 points vs. UNC were ...
  - The most by a freshman in school history
  - The sixth-most points ever by a Wildcat
  - The most points by a Cat since Jodie Meeks' single-game record of 54 points at Tennessee on Jan. 18, 2009
  - The most ever by a John Calipari-coached player in college
  - The most in a game by an SEC freshman since LSU's Chris Jackson scored 55 vs. Ole Miss on March 4, 1989
  - The second-most points by a freshman in Division I college basketball since at least the 1996-97 season
  - The most in school history at a neutral site
  - The most in school history against an opponent ranked in the top 10 of the Associated Press Top 25
  - Tied the second most ever scored against North Carolina. It's the most since Rick Yuknus (Georgia Tech) scored 47 on Feb. 14, 1970. The record is 48 by Dick Groat on Feb. 29, 1952
  - The second-most points by a Cat vs. a nonconference foe. Cliff Hagan scored 51 vs. Temple on Dec. 5, 1953
  - His 18 field goals are the most since Melvin Turpin made 18 on March 8, 1984
  - His eight 3-pointers tied the school record for most 3-point field goals by a freshman
- With 34 points vs. Ole Miss, Monk ...
  - Set the school record for most points by a freshman in a road game
  - Joined Murray as the only freshmen in school history with multiple games of 30 or more points. Murray had three such games last season
- With 26 points vs. Texas A&M, Monk ...
  - Became the first freshman in program history to score 26 or more





**STREAKS**

Overall	Won 2
Unranked AP teams anywhere	Won 3
Ranked AP teams anywhere	Lost 2
Home	Won 2
Home SEC	Won 25
Home nonconference	Lost 1
Home AP unranked nonconference	Won 35
Home AP ranked teams	Lost 1
Home AP unranked teams	Won 44
Road	Won 1
Road SEC	Won 1
Road AP ranked teams	Lost 3
Road AP unranked teams	Won 1
Neutral	Won 4
Neutral AP ranked teams	Won 2
Neutral AP unranked teams	Won 5
<b>Active Consecutive Made Starts (in games played)</b>	
Isaiah Briscoe	47
Bam Adebayo	25
Malik Monk	25
Wenyen Gabriel	3
De'Aaron Fox	2
<b>Active Consecutive Made Free Throws (in games played)</b>	
Mychal Mulder	9
De'Aaron Fox	7
Derek Willis	6
Bam Adebayo	5
Wenyen Gabriel	4
Jonny David	2
Isaac Humphries	2
Sacha Killeya-Jones	2
Malik Monk	2
<b>Active Consecutive Games with a 3 (in games played)</b>	
Malik Monk	7
Derek Willis	1

**DUNK TRACKER**

Player	2016-17	Career
Bam Adebayo	72	72
Isaiah Briscoe	1	2
De'Aaron Fox	13	13
Wenyen Gabriel	5	5
Dominique Hawkins	2	4
Isaac Humphries	5	5
Sacha Killeya-Jones	4	4
Malik Monk	20	20
Mychal Mulder	5	5
Derek Willis	8	20

**DOUBLE-DOUBLES**

Player	2016-17	Career
Bam Adebayo	3	3
Isaiah Briscoe	4	6
De'Aaron Fox	4	4
Wenyen Gabriel	1	1
Derek Willis	0	2

**TRIPLE-DOUBLES**

Player	2016-17	Career
Isaiah Briscoe	1	1
De'Aaron Fox	1	1

points in his first two career SEC games

- Became the first UK player to score 26 or more points in consecutive games to begin the SEC season since Dan Issel on Jan. 3 and 5, 1970
- With 26 points vs. South Carolina, Monk ...
  - Set the freshman scoring record for most points against a ranked SEC opponent
- With 37 points vs. Georgia, Monk ...
  - Passed Murray (six) for his record seventh 25-point game as a freshman under Calipari at UK
  - Scored the most points for a UK freshman ever vs. Georgia, passing Jamal Mashburn's record of 31 set on Feb. 3, 1991
  - Has the most 34-point games (three) for a freshman in program history
  - Became the third player (Meeks, Miller) in school history with three games of seven or more treys in a single season
  - Became the first freshman and the third player in program history (Dan Issel and Meeks) to have 34 or more points at a neutral-site game, a home game and an away game in the same season

**How Monk Stacks Up to Calipari's Best Scorers**

If traditional numbers aren't enough, KenPom.com's efficiency rankings also put Malik Monk in the discussion for the best scorer under John Calipari. Just looking at some of the top Calipari freshmen scorers alone, Monk stacks up favorably.

Name	Offensive Rating	True Shooting %	Usage Rate	Points Per Game
John Wall	108	56.2	25.7	16.6
DeMarcus Cousins	113.1	57.9	30.5	15.1
Brandon Knight	106.7	55.3	27	17.3
Anthony Davis	133.5	65.7	18.8	14.2
Julius Randle	111.2	56.6	25.5	15
Karl-Anthony Towns	122.7	62.7	23.7	10.3
Jamal Murray	118	59	27.2	20
Malik Monk	121.0	62.0	25.2	21.7

**Fox on Pace to Threaten Assists Record**

Heading into the final third of the regular season, Kentucky freshman point guard De'Aaron Fox has lived up to the hype as a speedy guard with exceptional passing ability.

Through 25 games, Fox has 129 assists. Tyler Ulis had 160 through 25 games last year when he went on to break the school's single-season assists record (both Ulis and Fox missed a game during the first 25 contests).

Fox already has a team-leading four double-doubles by way of points and assists, which includes his historic triple-double against Arizona State -- the second triple-double in school history and first since Chris Mills did it Dec. 27, 1988.

That's not the only history Fox has made. Against Stephen F. Austin, in the season opener, Fox dished out 12 assists to set two program records. The 12 dimes were the most by any Wildcat in his debut, and the most of any player in a season-opening game since assists began being kept in 1971-72.

The Houston native leads the Southeastern Conference in assists with 5.4 dimes per game and is third with a 2.3 assist-to-turnover ratio (through games on Feb. 11). His assists per game ranks 36th nationally and fifth among all freshmen nationally. When he doesn't pass it, Fox is an adept scorer as well, averaging 15.7 points per game, ranked eighth in the SEC.

He's one of 10 finalists for the Bob Cousy Point Award, awarded annually by the Naismith Memorial Basketball Hall of Fame to the nation's top point guard. Ulis won it last season.

**Keep It 100**

For all the offensive weapons John Calipari's teams have featured during his eight seasons at Kentucky, this squad might have the most firepower, as told by the Wildcats' 89.3 scoring average, ranked fourth in the country (as of games through Feb. 11). That number is just behind the 1995-96 team's final scoring average of 91.4, the best school mark in the shot-clock era. The school-record came during the 1970-71 season when that team averaged 95.4 points per game.

UK surpassed the Cal era record for most 100-point games in a season when it dropped 100 on Texas A&M in the SEC home opener. The previous mark was four games during the 2009-10 team. It's the most 100-point games for any UK team since the 1995-96 season when that squad posted nine games of 100 or more.

Three of this season's games came consecutively. UK logged a 101-70 win over Cleveland State on Nov. 23, followed it up with 111 points vs. UT Martin in a 111-76 victory and then dropped 115 on Arizona State in a 115-69 win. It marked the first time the Wildcats had scored 100 or more points in three straight outings since Dec. 16-23, 1977.

UK's 115 points vs. Arizona State are the most of the John Calipari era and the most since the Wildcats netted 115 vs. East Tennessee State on Dec. 30, 2002.

The Wildcats opened the SEC slate with a seven-game streak of scoring at least 85 points a game. That's the most consecutive games of 85 points or more in Southeastern Conference play since doing it eight straight times during the 1976-77 season. UK posted 80 points at Tennessee and 90 in the overtime win over Georgia to enable the Cats to have their first streak of 80-plus points in nine consecutive SEC regular-season games since the 1990-91 season. That team did it 10 straight times.

Kentucky has scored less than 70 points just three times this season.

**High-Percentage Shots**

Kentucky has made 50 percent or more of its shots in 14 games this season, including seven straight games before a 41.7-percent day at Tennessee ended the streak. It's the first time UK had shot 50 percent or better in seven straight games since doing it eight straight times during the 1983-84 season.

Those are remarkable numbers when you consider the Wildcats have only played 25 games thus far. Why such high numbers? High-percentage shots, of course.

UK has scored a whopping 39.32 percent of its points on either layups or dunks and 40.9 points per game inside the paint. Which leads to another question. How are the Wildcats getting such high-percentage baskets?

There could be a number of factors to point to. For one, this Kentucky team likes to play fast and beat other teams down the floor, which can lead to layups and dunks. UK is averaging just 14.6 seconds per possession, the eighth-fastest mark in the country (as of games through Feb. 11).

Defense helps, too. The Wildcats are scoring 19.4 points per game off of turnovers, some of which are easy transition baskets. In that regard, UK is averaging 12.4 fast-break points per game, although Kentucky's fast-break opportunities have significantly decreased in recent games as opponents try to take away the Wildcats' strength. UK's 16 fast-break points at Alabama marked the first time the Wildcats hit double figures in that category since the Auburn game on Jan. 14.

**Winning Big in Historic Fashion**

Kentucky won its first seven games by at least 21 points. The only other team in school history to accomplish that feat was the 1947-48 team, which also ended its streak at seven games. The Wildcats' first nine wins were all by at least 21 points, the first time that's happened since the 1934-35 season.

Among the seven victories, four (Duquesne, Cleveland State, UT Martin and Arizona State) saw the Cats win by at least 31. It was the first time UK had won four consecutive games by at least 31 points since Feb. 2-8, 1954, when it won four consecutive games by





that margin.

UK's current scoring margin is plus-15.6 points per game, the eighth-best mark in the country (as of games through Feb. 11). The school record scoring margin in the shot-clock era is 22.1 points per game, set by the 1995-96 national championship squad.

When Kentucky beat Ole Miss by 23 points in the Southeastern Conference opener on Dec. 29, it marked the largest victory in an SEC opener for the Wildcats since Jan. 2, 1999, when UK beat Florida by 35 points. With two more blowouts vs. Texas A&M and Arkansas, Kentucky won its first three league tilts by at least 23 points for the first time since 1953-54.

Games for the Wildcats have been tightening up recently, however, as they haven't won a game by double digits since beating South Carolina by 16 on Jan. 21.

**Sharing is Caring**

One of the most defining traits of John Calipari's teams and their success is their willingness to share the ball. Calipari, on an annual basis, brings in the nation's most talented players, most of whom were accustomed to taking the majority of the shots on their high school teams.

At Kentucky, to better prepare them for the next level, they learn to share -- and to prosper from it. Calipari doesn't promise shots to anyone. Instead, he preaches that as the team succeeds, everyone benefits.

Although it has hit a bit of a rough stretch of late, this team may be his greatest example of that yet. With all the talent this team has, it has shared the ball better than any other Calipari team at Kentucky. The Wildcats have 419 assists through 25 games, 28 more than the 2009-10 team had at this point in the season. That group owns the Calipari era record for total assists with 573 by season's end. Their 1.40 assist-to-turnover ratio not only ranks 20th in the country (through games on Feb. 11), it's in the running to be the program's best mark in the shot-clock era (1.41 in 1995-96).

Four players are averaging 2.0 assists or more per game, and Kentucky's 16.8 assists per game ranks 19th in the nation (as of games through Feb. 11). The 1995-96 UK team averaged 21.8 assists per game and set the school record of 783 assists in 36 games.

Against Arizona State, the Wildcats dished out 33 assists (on 44 made field goals), the most in the Calipari era and just two off of the school record. UK also had 25 assists against Cleveland State, the fifth most in the Cal era.

Kentucky dishes out an assist on 52.6 percent of its field goals.

Over a four-game stretch from Jan. 24 to Feb. 4, of which UK lost three of them, the Wildcats averaged only 12.3 assists, including a season-low seven at Florida.

**Sophomore Slump? Mr. Do Everything Has Other Plans**

Isaiah Briscoe has provided the steady hand to complement UK's dynamic yet youthful backcourt in De'Aaron Fox and Malik Monk. The elder statesman is having a markedly improved sophomore season, and in his quest for a second consecutive Southeastern Conference championship, UK's sophomore stud has taken it up another level.

Briscoe has scored 10 or more points in 10 of the 12 league games, logged three or more rebounds in 11 of the 12, had five or more assists in six of 12 games -- not to mention his historic triple-double against Ole Miss in the league opener. He also became the first UK player since James Young (26 points, 10 rebounds, five assists vs. Mississippi State on Jan. 8, 2014) to have at least 20 points, 10 rebounds and five assists in a single game when he did so with 23 points, 11 rebounds and eight assists vs. Georgia. Here's a look at Briscoe's improvement since his freshman year:

2016-17	PPG	RPG	APG	A/TO Ratio	FG%	3FG%	FT%	SPG	MPG
<b>Nonconference</b>	14.8	4.0	3.7	1.7	52.2	30.0	70.9	1.1	29.5
<b>Conference</b>	13.1	6.8	4.9	1.6	42.7	38.1	64.9	0.7	33.4
2015-16	PPG	RPG	APG	A/TO Ratio	FG%	3FG%	FT%	SPG	MPG
<b>Nonconference</b>	10.8	5.6	3.3	1.3	48.6	21.1	47.8	1.3	31.3
<b>Conference</b>	8.5	5.1	3.1	2.2	39.8	05.6	43.6	0.8	32.9

**Year of the Triple-Double?**

It's funny how history works. Prior to this season, Kentucky had just one triple-double in school history, dating all the way back to the program's inception in 1903. Chris Mills pulled off the initial and only one prior to this season on Dec. 27, 1988, but for all the great players to put on the UK uniform, that was it.

Until this season.

After an almost unbelievable absence of triple-doubles, the Wildcats (De'Aaron Fox and Isaiah Briscoe) have not only ended the drought this season, they've pulled off the feat twice -- in a seven-game span.

Fox was the first. On a night of record-setting accomplishments and a collective offensive outburst from the Wildcats in a 115-69 win over Arizona State in the Bahamas, Fox posted 14 points, a career-high 11 rebounds and 10 assists in 31 minutes of play, Fox recorded just the second triple-double in school history.

Only a month later, Briscoe turned the trick with 19 points, a career-high 11 assists and 10 rebounds in a 99-73 victory at Ole Miss. Briscoe had eight points, nine assists and six rebounds by halftime.

With Briscoe's triple-double, Fox and Briscoe became the first pair of teammates in Southeastern Conference history to

**CATS IN THE NBA**

At the beginning of the 2016-17 season, 24 former Wildcats were on an opening-day roster, more than any other school in the country. The following listing is as of opening day.

Name	Team
Eric Bledsoe	Phoenix Suns
Devin Booker	Phoenix Suns
Willie Cauley-Stein	Sacramento Kings
DeMarcus Cousins	Sacramento Kings
Anthony Davis	New Orleans Pelicans
Aaron Harrison	Charlotte Hornets
Andrew Harrison	Memphis Grizzlies
Terrence Jones	New Orleans Pelicans
Enes Kanter	Oklahoma City Thunder
Brandon Knight	Phoenix Suns
Michael Kidd-Gilchrist	Charlotte Hornets
Skal Labissiere	Sacramento Kings
DeAndre Liggins	Cleveland Cavaliers
Trey Lyles	Utah Jazz
Jodie Meeks	Orlando Magic
Jamal Murray	Denver Nuggets
Nerlens Noel	Philadelphia 76ers
Patrick Patterson	Toronto Raptors
Julius Randle	Los Angeles Lakers
Rajon Rondo	Sacramento Kings
Karl-Anthony Towns	Minnesota Timberwolves
Tyler Ulis	Phoenix Suns
John Wall	Washington Wizards
James Young	Boston Celtics

Several former Wildcats are among the NBA league leaders in the major statistical categories. Stats are through Feb. 11. Former UK players are in **BOLD**.

**Points Per Game**

- 1. Russell Westbrook (Thunder) - 31.2
- T4. Anthony Davis (Pelicans) - 27.9**
- 6. DeMarcus Cousins (Kings) - 27.8**
- 14. Karl-Anthony Towns (Timberwolves) - 23.7**
- T18. John Wall (Wizards) - 23.0**

**Rebounds Per Game**

- 1. Hassan Whiteside (Heat) - 14.0
- 6. Anthony Davis (Pelicans) - 12.1**
- 7. Karl-Anthony Towns (Timberwolves) - 11.9**
- 11. DeMarcus Cousins (Kings) - 10.7**

**Assists Per Game**

- 1. James Harden (Rockets) - 11.3
- 2. John Wall (Wizards) - 10.5**
- 11. Rajon Rondo (Bulls) - 6.5**
- T17. Eric Bledsoe (Suns) - 6.1**

**Blocks Per Game**

- 1. Rudy Gobert (Jazz) - 2.51
- 2. Anthony Davis (Pelicans) - 2.48**
- 15. Karl-Anthony Towns (Timberwolves) - 1.50**
- 18. DeMarcus Cousins (Kings) - 1.35**

**Field-Goal Percentage**

- 1. DeAndre Jordan (Clippers) - .694
- 8. Enes Kanter (Thunder) - .563**

**Steals Per Game**

- 1. John Wall (Wizards) - 2.16**

**Double-Doubles**

- 1. James Harden (Rockets) - 44
- 3. Karl-Anthony Towns (Timberwolves) - 41**
- T6. Anthony Davis (Pelicans) - 34**
- 9. John Wall (Wizards) - 33**
- T10. DeMarcus Cousins (Kings) - 32**

**MEASURABLES**



**Top Wing Span**

- 1. Sacha Killeya-Jones - 7'2"
- 2. Bam Adebayo - 7'1.50"
- T3. Isaiah Humphries - 7'0"
- T3. Derek Willis - 7'0"
- T5. Wenyen Gabriel - 6'11"

**Top Vertical**

- 1. Dominique Hawkins - 44.5"
- 2. Mychal Mulder - 44.0"
- 3. Malik Monk - 42.0"
- 4. Bam Adebayo - 39.5"
- 5. De'Aaron Fox - 38.5"

**Top Hand Width**

- 1. Sacha Killeya-Jones - 11.0"
- 2. Mychal Mulder - 10.75"
- T3. Isaiah Briscoe - 10.0"
- T3. Tai Wynyard - 10.0"
- 5. Derek Willis - 9.75"







**POINTS PER POSSESSION**

Game	Off. PPP	Def. PPP
STEPHEN F. AUSTIN	1.13	0.83
CANISIUS	1.24	0.92
vs. Michigan State	0.95	0.66
DUQUESNE	1.18	0.75
CLEVELAND STATE	1.23	0.85
UT MARTIN	1.37	0.94
vs. Arizona State	1.39	0.83
UCLA	1.11	1.17
VALPARAISO	1.12	0.81
vs. Hofstra	1.25	0.95
vs. North Carolina	1.30	1.27
at Louisville	0.96	1.00
at Ole Miss	1.21	0.93
TEXAS A&M	1.41	0.82
ARKANSAS	1.35	0.99
at Vanderbilt	1.16	1.08
AUBURN	1.26	0.99
at Mississippi State	1.11	1.03
SOUTH CAROLINA	1.21	0.99
at Tennessee	1.00	1.02
KANSAS	0.99	1.07
GEORGIA	1.12	1.01
at Florida	0.86	1.14
LSU	1.21	1.12
at Alabama	0.96	0.83
TENNESSEE		
at Georgia		
at Missouri		
FLORIDA		
VANDERBILT		
at Texas A&M		

log triple-doubles in the same season. With the way history has worked this season, could the Wildcats make it three?

**Adebayo Providing Consistent Presence on Offense**

After scoring in single digits in two of his first three career outings, freshman big man Bam Adebayo has topped double-figure scoring in 19 of 22 games. There's no question that he has been able to provide a consistent inside presence to complement UK's guard-heavy lineup. He's averaging 12.9 points per game on the season to go along with a team best 6.9 rebounds per game.

Even more impressive is his efficiency. Adebayo is utilizing a team-best .603 field-goal percentage with players attempting at least three shots a game. He's been particularly impressive of late, making 39 of his last 58 shots over the seven games (67.2 percent). He already has 72 dunks on the season, including a career-high eight at Ole Miss. The most by a player in the John Calipari era is Anthony Davis with 92 during the 2011-12 season. Adebayo is currently averaging 2.9 dunks per game, while Davis posted 2.3 slams per outing.

**Big-Game Cal**

John Calipari's teams aren't just good against the best teams in the country, they're great. Not only does Kentucky have a 47-21 record (.691) vs. Associated Press Top 25 teams, UK is 5-3 when both teams are ranked in the AP top five under Calipari.

All-time, Calipari is 11-7 when both teams are ranked in the AP top five. When both teams are ranked in the AP Top 25, Calipari's all-time record is 70-46, including a 40-18 mark at Kentucky. When both are ranked in the top 10 he has a 23-13 record, including 12-6 at UK.

**Taking Care of Business**

Kentucky's 47-21 record vs. opponents ranked in the Associated Press Top 25 is impressive, but the Wildcats' ability to beat all-comers can't be overlooked. Under John Calipari, UK is 190-31 vs. unranked competition, an .860 winning percentage. The Wildcats' loss to Tennessee during the 2016-17 season was its first since falling at unranked Vanderbilt on Feb. 27, 2016.

**Kentucky Elite Under Cal**

Since John Calipari took over the program in 2009-10, only Kansas has had more wins than Kentucky, and only the Jayhawks and Gonzaga have a better winning percentage. UK is 237-52 (.820) during that time span.

1. Kansas: 238-46 (.8380)
2. Gonzaga: 228-45 (.8352)
3. Kentucky: 237-52 (.8201)
4. Duke: 230-52 (.8156)
5. Wichita State: 224-52 (.8116)

\*numbers through Feb. 11, 2017

**Overall**

Kentucky offensive high - 1.41 vs. Texas A&M  
 Kentucky offensive low - 0.86 at Florida  
 Kentucky SEC offensive high - 1.41 vs. Texas A&M  
 Kentucky SEC offensive low - 0.86 at Florida

Opponent offensive high - 1.27 vs. North Carolina  
 Opponent offensive low - 0.66 vs. Michigan State  
 Opponent SEC offensive high - 1.14 at Florida  
 Opponent SEC offensive low - 0.82 vs. Texas A&M

**Calipari's Best Freshman Trio Yet?**

Among the many things Kentucky has been known for since John Calipari's arrival at Kentucky, the Wildcats have featured the nation's best freshmen. From John Wall and DeMarcus Cousins, to Brandon Knight and Terrence Jones, Anthony Davis and Michael Kidd-Gilchrist, Nerlens Noel, Karl-Anthony Towns, Devin Booker, Tyler Ulis, and Jamal Murray -- just to name a handful -- UK has seen its fair share of freshman phenoms.

Believe it or not, De'Aaron Fox, Malik Monk and Bam Adebayo may be as impressive of a trio as Calipari has ever coached. They've each had electrifying and jaw-dropping performances, and between the three of them, they lead UK in points, rebounds, assists, blocks and steals.

Combined the trio is averaging 50.3 points, 13.4 rebounds and 8.3 assists per game. For comparison, the 2009-10 freshman trio of Wall, Cousins and Eric Bledsoe -- who likely would be the strongest competition to this year's group -- combined to average 43.1 points, 17.4 rebounds and 10.3 assists per game by the end of the season.

**UK'S RECORD VS. RANKED OPPONENTS AND AS A RANKED OPPONENT UNDER CALIPARI**

Kentucky (RK)	Opponent Rank																									RV	NR	TOTAL	
	1	2	3	4	5	6	7	8	9	10	11	12	13	14	15	16	17	18	19	20	21	22	23	24	25				
1	-	0-1	0-1	1-0	2-0	2-0	-	2-0	1-0	-	0-1	-	-	-	2-0	1-0	1-0	1-0	-	1-0	3-0	1-0	-	-	-	6-2	46-2	69-10	
2	-	-	-	-	1-0	0-1	-	-	-	-	-	1-0	1-0	-	1-0	-	1-0	-	0-1	-	-	-	-	-	-	-	4-0	22-0	31-2
3	-	-	-	1-0	-	-	-	-	0-1	-	-	1-0	-	-	-	-	-	-	-	0-1	-	-	-	-	-	-	1-0	17-0	20-2
4	-	0-1	-	-	-	-	-	-	-	-	-	-	1-0	-	-	-	-	-	-	-	-	-	-	-	-	1-0	1-0	6-2	9-3
5	-	-	-	-	-	-	-	-	-	1-0	-	-	-	-	-	-	-	-	-	-	-	-	-	1-0	-	-	-	6-0	8-0
6	-	-	-	-	-	-	1-0	-	-	0-1	-	-	-	-	-	-	-	-	-	-	-	-	-	-	-	-	-	6-0	7-1
7	-	-	-	-	-	-	-	-	-	-	-	-	-	-	-	-	-	-	-	-	-	-	-	-	-	-	-	-	-
8	-	-	-	-	-	-	-	-	-	-	-	-	1-0	-	-	-	-	-	-	-	-	-	-	0-1	-	0-3	5-0	6-4	
9	-	-	-	-	-	-	-	-	-	-	-	-	-	-	-	-	-	-	-	-	-	-	-	-	-	-	-	1-1	1-1
10	-	-	-	-	-	-	-	-	-	-	-	-	0-1	-	-	-	-	-	-	-	-	-	-	-	-	0-3	4-1	4-5	
11	1-0	-	-	-	-	-	1-0	-	0-1	-	-	-	-	-	-	-	-	0-1	-	-	-	-	2-0	-	-	-	5-1	9-3	
12	-	-	-	-	-	-	-	-	-	-	-	-	-	-	1-0	-	-	-	-	-	-	-	-	-	-	1-0	1-1	3-1	
13	-	-	-	-	-	-	-	-	-	-	-	-	-	-	-	-	-	-	-	-	-	-	-	-	-	-	4-1	4-1	
14	-	-	0-1	-	-	-	-	-	-	-	-	-	-	-	-	-	-	-	-	-	-	-	-	-	-	1-1	7-1	8-3	
15	-	-	-	-	-	-	-	-	-	-	-	1-0	-	-	-	-	-	-	-	-	-	-	-	-	-	1-0	3-0	5-0	
16	-	-	-	-	-	-	-	-	-	-	-	-	-	-	-	1-0	-	-	-	-	-	-	-	-	-	-	3-1	4-1	
17	-	-	-	-	-	-	-	-	-	-	-	-	-	-	-	-	-	-	-	-	-	-	1-0	-	-	-	2-2	3-2	
18	-	-	-	-	-	1-0	-	-	-	-	-	-	-	-	-	-	-	-	-	-	-	-	0-1	-	-	1-0	4-0	6-1	
19	-	-	-	-	-	-	-	-	-	-	-	-	-	-	-	-	-	-	-	-	-	-	-	-	-	-	1-0	1-0	
20	-	-	-	0-1	-	-	-	-	-	-	-	-	-	-	-	-	-	-	-	-	-	1-0	-	-	-	-	3-1	4-2	
21	-	-	-	-	-	-	-	-	-	-	-	-	-	-	-	-	-	-	-	-	-	-	-	-	-	-	-	-	
22	-	-	-	-	-	-	-	-	-	-	-	-	1-0	-	-	-	-	-	-	-	-	-	-	-	-	1-0	5-1	7-1	
23	-	-	-	-	-	-	-	-	-	-	-	-	-	-	-	-	-	-	-	-	-	-	-	-	-	-	2-0	2-0	
24	-	-	-	-	-	-	-	-	-	-	-	-	-	-	-	-	-	-	-	-	-	-	-	-	-	-	-	-	
25	0-1	-	-	-	-	-	0-1	-	-	-	-	-	-	-	-	-	-	-	-	-	-	-	-	-	-	-	1-1	1-3	
RV	0-1	1-0	-	-	1-0	-	1-0	-	-	-	-	1-0	-	-	-	-	-	0-1	-	-	-	-	-	-	-	-	3-0	7-2	
NR	-	-	-	0-1	-	-	-	-	-	-	1-0	-	-	-	1-0	-	-	-	-	-	-	-	-	-	-	-	-	2-1	
TOTAL	1-2	1-2	0-2	2-2	4-0	3-1	3-1	2-0	1-2	1-1	1-1	4-0	3-0	1-1	1-0	4-0	3-0	1-3	0-1	1-1	4-0	3-0	1-1	1-1	1-0	-	Total	220-46	47-21





This year's edition of the freshman class isn't just statistically good among past UK greats, they're also some of the elite performers nationally. Monk is second in the country among all freshmen with a 21.7 scoring average and his 3.16 made 3-pointers a game leads all freshmen. Fox is fifth among all freshmen with 5.4 assists per game and seventh with a 2.30 assist-to-turn-over ratio. Adebayo is 10th in blocks per game (1.60) and 10th in rebounds (6.9).

**Always Efficient**

According to Ken Pomeroy's calculations on kenpom.com, UK's teams under John Calipari have consistently ranked among the most efficient teams in the country per possession.

Year	Offense (Rank)	Defense (Rank)	Overall
2017	119.7 (8)	92.9 (18)	8th
2016	120.4 (5)	98.0 (53)	6th
2015	119.3 (5)	86.5 (2)	1st
2014	117.6 (10)	96.9 (41)	11th
2013	108.8 (42)	99.1 (129)	42nd
2012	122.9 (2)	88.2 (9)	1st
2011	118.1 (7)	90.4 (15)	6th
2010	116.1 (15)	86.2 (6)	3rd

\*rankings through Feb. 11, 2017

**Senior Trio Adding Consistency to Lineup**

UK's senior class of Dominique Hawkins, Mychal Mulder and Derek Willis are all playing significant minutes for the Cats and are producing in a variety of ways. The trio averages a combined 16.0 points, 8.2 rebounds, 3.4 assists, 1.5 steals and 1.1 blocks per game.

Willis is averaging a career-best 4.6 rebounds, Mulder has scored a career-high 114 points, while Hawkins owns a team-best 4.5 assist-to-turnover ratio. The 16.0 points per game from the seniors is the best in the John Calipari era. The 2011-12 team consisting of Darius Miller and Eloy Vargas averaged 11.6 points per game.

The 369 points scored on the year is already the second most by a senior class since the 2009-10 season.

**Bounce Back**

The Wildcats don't lose very often during the John Calipari era, but when they do, they almost always bounce back.

UK is 38-8 under Calipari following a loss. Kentucky's back-to-back losses to Kansas and Tennessee this season were its first since also losing back-to-back games at Kansas and at Tennessee in 2015-16.

The Wildcats have only lost back-to-back games eight times during the Calipari era and they've never lost three in a row with Calipari on the sidelines -- including avoiding a three-game skid despite trailing by 14 to Georgia in the first half last week. The last time UK lost three games in a row was in February 2009 when the Wildcats dropped four straight games to end the regular season.

**S-E-C! S-E-C! S-E-C!**

Kentucky has the unquestionable reputation as the league's gold standard. Since the SEC's inception in 1932-33, the Wildcats have been the most dominant team in the league, recording a 966-270 mark (.782) in conference play. Only two other teams have won more than 700 regular-season SEC games (Alabama, Tennessee), and no other team has a better winning percentage.

- UK has averaged 11.5 wins and only 3.2 losses per season in 83 seasons in the SEC
- Kentucky has won 47 SEC titles and 29 SEC Tournament championships
- The Wildcats have won 14 of the last 24 SEC Tournament titles
- UK has won at least a share of four of the last seven SEC regular-season championships under head coach John Calipari
- Kentucky has played in the championship game of the SEC Tournament in six of Calipari's seven seasons following its 2016 title

**Hold Them to 55**

Defense has always been a recipe for success for the Wildcats under John Calipari. The special ingredient: 55 points. UK is a perfect 63-0 under Calipari when holding the opponent to 55 points or fewer. The Wildcats are 140-5 under Calipari when limiting the opponent to 63 points or less.

**National Attention**

Kentucky basketball always garners the eyes of the country as UK routinely draws some of the highest national rating numbers on TV for college basketball games. Of course, this season has been no different.

The Wildcats' game vs. North Carolina in the CBS Sports Classic was the most watched college basketball game of the season (to that point) across any network, according to CBS. The game, which is being hailed as an all-time classic after Kentucky won a 103-100 thriller, drew a 2.4 household rating with a 5 share. In other words, 2.4 of all households with a TV set watched the game, while 5 percent of those watching TV at the time tuned in for the game.

The Kentucky-Louisville game was ESPN's best overnight (1.8) for a college basketball game this season, but that was before the Kentucky-Kansas game topped it with a 2.0 overnight rating, the highest-rated college basketball game on an ESPN network this season and the best in an SEC/Big 12 Challenge game since the series began in 2013-14.

UK's game against Michigan State in the Champions Classic saw a total live audience of 2,150,000 viewers, including a streaming audience of 67,000 average viewers -- a top-five men's regular-season streaming audience ever for ESPN.

In addition to owning some of the most-watched games this season, UK's matchup with No. 2/1 Kansas on Jan. 28 called for the return of ESPN's popular morning show College GameDay to Rupp Arena for the first time since 2013-14. Additionally, the SEC Network's Paul Finebaum Show ventured away from its Charlotte, North Carolina, studios for an appearance in Rupp Arena on Jan. 27 to preview the SEC/Big 12 Challenge.

College GameDay's visit to Rupp Arena this season marked the sixth time it has visited UK. Only Kansas and Duke have hosted more times with both welcoming the weekly show seven times. The most memorable trip was on Feb. 13, 2010, when a record 22,144 fans attended the show in John Calipari's first season at UK.

The Wildcats were also featured as a part of College GameDay for its trip to Florida. It was UK's 14th ESPN College GameDay appearance, behind only North Carolina (15).

**Kentucky Picked to Win 48th SEC Title**

The Kentucky men's basketball program finds itself in familiar territory under the direction of eighth-year head coach John Calipari. UK started the season faced with the tough task of replacing more than 75 percent of its scoring and 70 percent of its rebounding from the 2015-16 team, yet a select panel of media voted the Wildcats to repeat as Southeastern Conference champions. Should Kentucky achieve that standard, it would mark the fifth regular-season title under Calipari and the program's 48th overall.

It's the 12th time since the 1998-99 season the Wildcats are the overall preseason favorite. UK was picked to win the title a season ago and did not disappoint, sharing the crown with Texas A&M. Calipari has directed his teams to regular-season SEC crowns in 2010, 2012, 2015 and 2016.

Each school selected media members that cover their team and additional media from across the nation were selected by the conference office to comprise the voting panel. Points were compiled on a 14-13-12-11-10-9-8-7-6-5-4-3-2-1 basis. Each media member also voted for two All-SEC teams.

**Forever Young**

Kentucky began the 2016-17 season with two veterans in the starting lineup in senior Derek Willis and sophomore Isaiah Briscoe. However, Kentucky once again checks in as one of the youngest teams in terms of experience, according to kenpom.com. UK ranks No. 343 out of 351 in terms of experience per minute. Only Iowa, Mississippi State, Washington and Oregon State are younger among Power Five institutions.

**Keep a Watchful Eye on the Cats**

Stocked full of some of the nation's top talent, a handful of Wildcats are on a number of national watch lists:

- Bam Adebayo - Kareem Abdul-Jabbar Award, Naismith Trophy, Wooden Award
- Isaiah Briscoe - Lute Olson Award
- De'Aaron Fox - Naismith Midseason Top 30, Wooden Award Late Season Top 20, Bob Cousy Award finalist, Oscar Robertson Trophy Midseason Watch List, Wayman Tisdale Award Midseason Watch List
- Malik Monk - Naismith Midseason Top 30, Wooden Award Late Season Top 20, Jerry West Award finalist, Oscar Robertson Trophy Midseason Watch List, Wayman Tisdale Award Midseason Watch List

**UK's Nonconference Schedule Loaded**

According to the NCAA's calculations, the Wildcats have played the seventh-toughest nonconference strength of schedule.

UK's 13-game nonconference schedule featured eight teams that made it to a postseason tournament in 2015-16, five teams who finished the year with a top 50 RPI ranking and four nationally ranked opponents at the time of the game. Three of KenPom's top five teams from last season (North Carolina, Kansas and Michigan State) were among UK's nonconference schedule. Five of the Wildcats' nonconference opponents were ranked in the Associated Press Top 25 at the time.

**COMPARING THE CALIPARI ERA**

A look at UK's statistics through 25 games throughout the John Calipari era ...

Year	FG%	Opp. FG%	3-Pt. FG%	FT%	RPG	Assists	TOs.	Blocks	Steals	Points	PPG	Record
2016-17	.485	.430	.353	.689	40.3	419	300	144	161	2,233	89.3	20-5
2015-16	.476	.394	.345	.672	38.9	351	301	142	155	1,970	78.8	19-6
2014-15	.463	.338	.347	.701	38.6	379	276	177	174	1,841	73.6	25-0
2013-14	.468	.396	.325	.673	41.4	298	301	163	117	1,951	78.0	19-6
2012-13	.481	.389	.363	.650	38.2	357	336	182	157	1,859	74.4	17-8
2011-12	.488	.358	.379	.721	39.8	338	304	232	165	1,954	78.2	24-1
2010-11	.463	.390	.399	.710	38.2	326	284	162	147	1,931	77.2	18-7
2009-10	.486	.379	.378	.678	42.2	391	383	175	183	2,032	81.3	24-1





The Wildcats' slate took the Wildcats as far east as the Bahamas for the second game of a two-year deal with Arizona State and as far west as Las Vegas for a matchup with North Carolina in the CBS Sports Classic.

Kentucky also traveled twice to New York, first to play Michigan State in Madison Square Garden, and then against Hofstra at the Barclays Center in Brooklyn.

All told, Kentucky's 2016-17 nonconference opponents combined for a record of 200-157 in 2015-16, a .649 winning percentage. Four teams finished the season ranked in the top 25 of the all-important RPI. Five teams started the season ranked in both the AP Top 25 and the USA Today Coaches Poll.

**2017 Shooting Guard Hamidou Diallo Joins Wildcats**

Hamidou Diallo, widely considered the top shooting guard in the class of 2017, has signed a financial aid agreement with the Kentucky men's basketball team and is enrolled in classes. He began his first semester at the University of Kentucky on Jan. 11 for the spring term after graduating in May from the Putnam Science Academy in Connecticut.

Diallo (pronounced ha-MUH-do DEE-ah-lo), a top-10 prospect in the 2017 class, is expected to practice with the team this semester and begin game competition in the 2017-18 season, though he is eligible to play in games immediately.

Diallo is the fifth prospect to sign with Kentucky out of the 2017 class, joining five-star signees Quade Green, Nick Richards and P.J. Washington, and four-star signee Shai Gilgeous-Alexander. UK can only comment on prospects who have signed national letters of intent or financial aid agreements. The next national spring signing period is in April, when UK expects to announce any additional signees.

Diallo, from Queens, New York, is Kentucky's third guard in the 2017 class. At 6-foot-5, 190 pounds, Diallo is a long and extremely athletic wing with a ton of upside. A high-flying, high-scoring guard who excels at getting to the basket, Diallo is considered an elite finisher with a potential to be a lockdown defender. Among the major recruiting services (Rivals, Scout, ESPN and 247 Sports), he is rated as high as No. 9 (247 Sports) and no lower than No. 11 (ESPN). Both 247 Sports and Scout consider him the No. 1 shooting guard in the 2017 class.

In his final season in high school, in 2015-16, Diallo led Putnam Science Academy to a 38-3 record with an appearance in the state semifinals. The two-time all-state honoree averaged 19.0 points, 6.0 rebounds and 3.0 assists in his senior season before graduating in the fall. He averaged 17.0 points and 4.0 rebounds as a junior.

Diallo's enrollment marks the second straight midyear enrollee for Calipari and Kentucky. Current redshirt freshman forward Tai Wynyard enrolled early last season.

**Best in the Bluegrass**

Kentucky has been dominant against teams in the state under John Calipari. UK is 14-2 against in-state foes with Calipari at the helm, including 8-2 vs. Louisville. Two of the victories over the Cardinals came in postseason play. UK had its four-game winning streak snapped this season, but has won all four meetings played in Rupp Arena. Louisville's two wins have come by a combined six points.

Here's a list of the meetings between the state's two premier programs since Coach Cal took over at Kentucky:

- Jan. 2, 2010 - UK won 71-62 at Rupp Arena
- Dec. 31, 2010 - UK won 78-63 at KFC YUM! Center
- Dec. 31, 2011 - UK won 69-62 at Rupp Arena
- March 31, 2012 - UK won 69-61 at the Superdome (NCAA Final Four in New Orleans)
- Dec. 29, 2012 - Louisville won 80-77 at KFC YUM! Center
- Dec. 28, 2013 - UK won 73-66 at Rupp Arena
- March 28, 2014 - UK won 74-69 at Lucas Oil Stadium (NCAA Sweet 16 in Indianapolis)
- Dec. 27, 2014 - UK won 58-50 at KFC YUM! Center
- Dec. 26, 2015 - UK won 75-73 at Rupp Arena
- Dec. 21, 2016 - Louisville won 73-70 at KFC YUM! Center

**All-Time Wins Leader Returned to the Top of the Polls**

Kentucky was the top team in the land according to the Associated Press Top 25 and the USA Today Coaches Poll for two consecutive weeks (Nov. 21 and 28).

- UK and John Calipari have been tough to beat playing the role of the hunted:
- The Wildcats own an all-time record of 221-30 (.880) as the nation's top-ranked squad
- UK has won 66 of its last 71 contests as the AP's top team
- The Wildcats are 69-7 (.908) as the AP No. 1 team since Calipari's first year at the helm, the best record in the country by a top-ranked team during that span
- In eight seasons under Calipari, the Wildcats have reached No. 1 in six of those seasons
- Calipari is 110-12 (.902) all-time as head coach of the AP's No. 1 team

- Calipari has coached 122 career games as a No. 1 team, the fourth most in NCAA history, trailing John Wooden (228), Mike Krzyzewski (233) and Adolph Rupp (131)
- Among coaches who have owned a No. 1 ranking in at least 119 games, Calipari's winning percentage of .902 trails only Wooden (.952), and is ahead of active coaches Krzyzewski (.870) and Roy Williams (.849)
- Only Krzyzewski (193) has more wins as a No. 1 ranked coach among active NCAA Division I teams than Calipari
- Prior to the home loss vs. UCLA on Dec. 3, Kentucky had lost just twice at home as the AP top-ranked team in the history of the program and just once in Rupp Arena. Both of those losses came by just one point
- UK has been ranked No. 1 a total of 124 weeks since the AP started ranking teams during the 1948-49 season. Only UCLA (134) and Duke (129) have been atop the rankings for more weeks

**Wildcats Sign Four in Fall Signing Period for 2017**

Continuing a trend that started with the arrival of head coach John Calipari, the Kentucky men's basketball program has once again put together one of the strongest recruiting classes in the country, signing four of the nation's top players during the early fall signing period. Highly rated prospects Shai Gilgeous-Alexander, Quade Green, Nick Richards and P.J. Washington have all inked national letters of intent with UK.

All four players are consensus four- or five-star prospects and all are ranked in the top 50 by the major national recruiting services. In a class stocked full of highly regarded players, national analysts are already calling UK's class one of the nation's top hauls for 2017.

In every season in the Calipari era, the Wildcats have signed either the nation's No. 1 or No. 2 recruiting class. UK looks to continue that streak with the latest additions of Gilgeous-Alexander, Green, Richards and Washington.

- Gilgeous-Alexander will come to Kentucky out of Hamilton Heights Christian Academy in Chattanooga, Tennessee. Originally from Canada, Gilgeous-Alexander was a member of the 2016 Canadian Men's U18 National Team that captured the silver medal at the 2016 FIBA Americas U18 Championship over the summer. He averaged 7.8 points, a tournament-best 5.4 assists and 3.0 steals per game, second best in the field. ESPN, Scout and 247Sports tab him a top-50, four-star prospect.
- Green is considered a five-star point guard prospect by Rivals, ESPN and Scout. ESPN ranks him as high as the No. 22 overall prospect in the class, while Rivals has him at No. 23, Scout tabs him at No. 25 and 247Sports list him at No. 31. Green, who was named the 2016 Pennsylvania Class 3A Player of the Year as a junior, was a part of the 2016 FIBA Americas U18 Championship team that won a gold medal in Chile. He averaged 18.7 points, 4.2 rebounds and 3.8 assists in leading Neumann-Goretti High School to the Pennsylvania state championship last season.
- Richards will be the second player in the Calipari era to join Kentucky out of the Patrick School in Elizabeth, New Jersey. National champion and No. 2 overall NBA Draft selection, Michael Kidd-Gilchrist was the other. Richards is ranked in the top 20 by the major recruiting services, including ESPN (No. 12), 247 Sports (No. 15), Scout (No. 17) and Rivals (No. 19). 247Sports tabs him as the second-best center in the class. He's a consensus five-star prospect.
- Washington, measured at 6-8, 229 pounds, is rated as high as No. 14 overall in the rankings by Scout. 247Sports and ESPN have him at No. 16 and Rivals tabs him No. 17. The five-star prospect is considered the top power forward in the class by Scout. Washington was a member of the 2016 USA Men's U18 National Team that won a gold medal at the 2016 FIBA Americas U18 Championship over the summer. He started all five games and averaged 10.0 points and 4.0 rebounds. Washington also represented the U.S. at the 2015 FIBA 3x3 U18 World Championship.

**Three Future Cats Named McDonald's All-Americans**

The Kentucky men's basketball team's top-ranked recruiting class will be well represented during the 2017 McDonald's All-American Game in March with the selections of Quade Green, Nick Richards and P.J. Washington.

Joining an elite list that features some of the greatest players to ever play for Kentucky, incoming Wildcats Green, Richards and Washington were selected to participate in the 40th annual McDonald's All-American Game on March 29 in the United Center in Chicago.

Green, Richards and Washington will all suit up for the East team. UK can only publicize prospects who have signed a national letter of intent or a financial aid agreement. The next signing period is in April.

With the selections of Green, Richards and Washington, UK has signed 28 players during the John Calipari era who have been named to the prestigious high school event, more than any other school in the country during that time period.

**2016-17 LINEUP COMPARISON**

A breakdown of Kentucky's most used linupes, including a breakdown of each lineup's +/- statistics:

Most Frequent Lineups	Total Minutes	Points For	Points Against	+/-	+/- per 40 min.
Fox, Adebayo, Monk, Briscoe, Gabriel	169:12	388	280	+108	+25.53
Fox, Adebayo, Monk, Briscoe, Willis	130:07	337	271	+66	+20.29
Adebayo, Monk, Briscoe, Willis, Hawkins	37:11	85	75	+10	+10.76
Fox, Adebayo, Monk, Gabriel, Hawkins	34:07	73	48	+25	+29.31
Fox, Monk, Briscoe, Willis, Humphries	32:43	80	58	+22	+26.90
Fox, Adebayo, Monk, Willis, Hawkins	31:21	66	44	+22	+28.07
Fox, Monk, Briscoe, Humphries, Gabriel	31:08	67	59	+8	+10.28
Adebayo, Monk, Briscoe, Gabriel, Hawkins	25:30	47	53	-6	-9.41
Fox, Adebayo, Briscoe, Willis, Hawkins	20:30	55	39	+16	+31.22
Adebayo, Monk, Briscoe, Willis, Gabriel	17:08	29	30	-1	-2.33







**Monk's Record Scoring Night Headlines Classic Win vs. UNC**

For all the classic games the Kentucky-North Carolina series has featured, the 2016-17 match-up in Las Vegas was right up there with the best of them thanks to a record-setting scoring day from Malik Monk.

The UK freshman guard scored 47 points -- including the game-winning 3-pointer with 22 seconds to go -- to lead the Wildcats to a thrilling 103-100 victory in the CBS Sports Classic at T-Mobile Arena. Monk set all sorts of milestones with the offensive display, most notably crushing the previous UK freshman scoring record of 35 points, set by Terrence Jones (Jan. 11, 2011) and later tied by Jamal Murray (Feb. 6, 2016). Monk tied the program's all-time leading scorer, Dan Issel, for the sixth-most points ever by a Wildcat in a single game, and scored the most points by a Wildcat since Jodie Meeks recorded the single-game record of 54 points at Tennessee on Jan. 18, 2009.

On a day when both teams were at their near offensive peak -- both teams shot better than 50 percent from both the field and 3-point range -- Monk was just better than everyone else.

It was Kentucky's fourth victory in the last five games vs. North Carolina and its second win over a ranked team this season.

Noteworthy:

- Monk's 47 points are the most ever by a John Calipari-coached player in college. They are also the most in a single game by a Southeastern Conference freshman since LSU's Chris Jackson scored 55 points vs. Ole Miss on March 4, 1989, as well as the second-most points by a freshman in Division I since at least the 1996-97 season
- The 47 points tied the second most ever scored against North Carolina. It's the most since Rick Yuknus (Georgia Tech) scored 47 on Feb. 14, 1970. The record is 48 by Dick Groat on Feb. 29, 1952
- Tied for the sixth-most points in a game in school history, the 47 points are the second most ever by a Kentucky player against a nonconference opponent. Cliff Hagan scored 51 points vs. Temple on Dec. 5, 1953
- It was the first time UK has allowed 100 points in a game since losing to VMI 111-103 on Nov. 14, 2008. It was the first time Kentucky won a game in which it allowed 100 or more points since defeating Alabama 101-100 on March 1, 1979
- It was just the second time in UNC history and the first time in a regulation-length game that UNC lost a game in which it scored 100 points
- The Wildcats outrebounded the nation's No. 1 rebounding team (in terms of rebounding margin) 39-35. It was the first time in UNC's first 12 games it was outrebounded
- The game was the most watched college basketball game of the season across any network, according to CBS. It drew a 2.4 household rating with a 5 share. In other words, 2.4 of all households with a TV set watched the game, while 5 percent of those watching TV at the time tuned in for the game
- The Wildcats scored 103 points, the most Kentucky has ever scored vs. the Tar Heels in a win
- UK shot 54.1 percent from the field, marking the seventh time in 11 games the Cats had made more than half their shots
- Kentucky topped the 100-point plateau for the fourth time this season. It tied the most 100-point games in the Calipari era as the 2009-10 team also achieved the feat

**Fox Posts Triple-Double in Record Rout of Arizona State**

On a night of record-setting accomplishments and a collective offensive outburst from the Wildcats in a 115-69 win over Arizona State in the Bahamas, one achievement stood out above the rest: De'Aaron Fox's triple-double.

With 14 points, a career-high 11 rebounds and 10 assists in 31 minutes of play, Fox etched his name into the Kentucky record books with just the second triple-double in school history. Chris Mills notched the first and only other triple-double for UK on Dec. 27, 1988.

Fox collected his 10th assist with 4:44 left to play to get the triple-double on a Malik Monk 3-pointer. Coincidentally, the 3-pointer and record-setting assist put the Wildcats over the 100-point mark for the third consecutive game, the first time that's happened since December of 1977. Those were just a few of numerous eye-popping stats from UK's dominating performance on Paradise Island in the Bahamas.

- The total of 115 points was the most of the Calipari era and the most since Dec. 30, 2002, when UK scored 115 in a win over East Tennessee State
- With the 46-point drubbing, this season's Wildcats joined the 1947-48 Kentucky team as the only squads in school history to win their first seven games by at least 21 points. No team in program history has ever done it eight straight times to begin the year
- Kentucky's 33 assists are the high mark of the Calipari era. The 33 assists were two off the school record and the most since setting the school record with 35 on March 14, 1996, vs. San Jose State
- The Wildcats took more shots (84) than they ever have under Calipari thanks to the blazing pace of play
- and tied the Calipari-era mark for the most rebounds in a game
- The 59 rebounds tied Calipari-era mark for the most rebounds in a game
- The last time UK won four consecutive games by at least 31 points was February 1954

**UK Leads Nation with 24 Players on NBA Opening-Day Rosters**

The Kentucky men's basketball team, the nation's most prolific NBA player-producing program, once again leads the country with 24 players on an opening-day NBA roster. Duke came in second

**Wins vs. Losses**

In most all of sports it's easy to pinpoint areas of improvement in losses versus a team's wins. The 2016-17 edition of the Kentucky Wildcats is no different. Here's a look at some of the key stats in wins compared with those same stats in losses.

Result	FG%	Opp. FG%	3-Pt. FG%	Opp 3-Pt. FG%	FT%	RPG	APG	TOPG	BPG	SPG	PPG
Wins	.502	.416	.366	.304	.695	41.5	17.9	11.7	6.0	6.5	92.6
Losses	.414	.484	.306	.391	.667	35.6	12.2	13.2	4.8	6.2	76.2

with 19.

Of the 449 players in the NBA to start the 2016-17 season, approximately 5.35 percent played college basketball at UK. Kentucky's NBA dominance is best represented in Phoenix and Sacramento, where a combined seven Wildcats now play at the highest level of the game.

Eric Bledsoe, Devin Booker, Brandon Knight and Tyler Ulis are all part of the 2016-17 Phoenix Suns roster, while former UK stars Willie Cauley-Stein, DeMarcus Cousins and Skal Labissiere call Sacramento their home. Two other franchises -- the Charlotte Hornets (Aaron Harrison, Michael Kidd-Gilchrist) and the New Orleans Pelicans (Anthony Davis and Terrence Jones) -- opened the season with two Wildcats apiece.

Using figures compiled by spotrac.com, Kentucky players' current contracts alone are valued at more than \$659 million. Calipari-coached players only (which includes Derrick Rose and Tyreke Evans but not Jodie Meeks or Rajon Rondo) have nearly \$751 million in current contracts. In just the 2016-17 season alone, UK players are slated to make more than \$172 million. Calipari-coached players only will make more than \$183 million. Over the course of their careers, Calipari players have generated approximately \$1.2 billion in total NBA contracts.

The UK players aren't just making the NBA either; they're among the league's best players. The Wildcats are among the league leaders in every major statistical category.

Among the standout performances this season:

- Davis began the season with a 50-point, 15-rebound performance followed by a 45-point, 17-rebound day. According to ESPN Stats & Info, he was the first player to score at least 90 points in the first two games of a season since Michael Jordan (91 in 1986-87)
- In late November, Cousins posted four straight games with at least 30 points, marking the longest such streak by a Kings player since Chris Webber in 2001
- Karl-Anthony Towns posted 47 points and 18 rebounds vs. the New York Knicks on Nov. 30. According to ESPN Stats & Info (at the time), the last six 40-point, 15-rebound games in the NBA were by Kentucky bigs. That streak has since been broken
- Davis had a string of five straight 20-point, 15-rebound performances in late December through early January, making him one of just four players to have done that in the last 30 years, according to ESPN
- John Wall was named the NBA Eastern Conference Player of the Month for December after leading the Eastern Conference in assists (10.7 apg) and steals (2.67 spg) in addition to 24.5 points per game for the month of December
- On Jan. 3, Julius Randle recorded his second triple-double of the season and the third of his career. He and the great Magic Johnson are the only players in Lakers history to record triple-doubles prior to the age of 22
- Booker posted back-to-back 39-point performances vs. Dallas and San Antonio. According to basketball-reference.com, he is the youngest player in NBA history with three 39-point games as well as the youngest player in NBA history to log back-to-back 39-point games. In the game vs. the Mavericks, Booker scored 28 of his 39 points in the fourth quarter, the highest scoring output by a player in a single quarter in Suns franchise history
- Bledsoe posted three games of 40 points or more in a six-game stretch in late January and early February
- Cousins became the fourth player in the NBA this season to have scored at least 45 points and grabbed at least 15 rebounds in a single game when he posted 46 points, 15 rebounds and five assists vs. the Philadelphia 76ers on Jan. 30. Two of other players are Davis and Towns
- In a head-to-head matchup on Feb. 10, Davis posted 42 points and 13 rebounds while Towns had 36 points and eight boards. According to the Elias Sports Bureau, the last time two players who went to the same college scored 78 or more points in the same NBA game was on April 11, 2014, when Florida's Corey Brewer (51) and Chandler Parsons (27) combined to score 78 points

**Cousins, Davis, Wall Named NBA All-Stars**

Anthony Davis, DeMarcus Cousins and John Wall are headed back to the NBA All-Star Game. The three former Kentucky men's basketball stars will join the league's players on Feb. 19 in New Orleans for the league's annual showcase of talent.

Davis, who led Kentucky to the 2012 national championship, was voted in as a starter for the Western Conference. Wall (Washington Wizards) will suit up for the Eastern Conference while Cousins (Sacramento Kings) will join Davis (New Orleans Pelicans) on the Western Conference squad. No other college has more than two representatives.

The NBA All-Star Game will take place at the Smoothie King Center in front of Davis' home crowd in New Orleans. TNT will telecast the game.

Davis and Wall will be making their fourth appearances in the game while Cousins will make his third. But NBA All-Star weekend won't just be relegated to three Wildcats; several others will be joining them.

The NBA also announced the rosters for the annual Rising Stars Challenge, which features four former Kentucky men's basketball players across the two 10-man rosters: Devin Booker (Phoenix Suns), Trey Lyles (Utah Jazz), Jamal Murray (Denver Nuggets) and Karl-Anthony Towns (Minnesota Timberwolves).

The Rising Stars Challenge highlights the league's best first- and second-year players. The U.S. Team will take on the World Team on Feb. 17 at 9 p.m. ET on TNT.

Cousins, Davis, Wall and the Phoenix Suns' Devin Booker will make up half of the Skills Challenge. Towns won last year's competition.



### **All-Americans Play at Kentucky**

Three different Wildcats -- all freshmen -- were named to at least one preseason All-America Team.

Bam Adebayo was tabbed a preseason second-team All-American by CBSSports.com and a third-team selection by College Basketball Talk, De'Aaron Fox was named a second-team All-American by Sporting News, and Malik Monk was a third-team pick by CBSSports.com.

Of course, those honors are just preseason, but UK has a track record of All-America honors, especially under John Calipari. Ten different Wildcats have earned All-America honors by one of the NCAA-recognized teams under Calipari.

### **Four Cats Selected to Preseason All-SEC Teams**

Four players were selected to the preseason All-SEC squads by both the league's coaches and the Associated Press.

Freshmen Bam Adebayo and De'Aaron Fox were picked to the first team, while sophomore Isaiah Briscoe and freshman Malik Monk were tabbed to the second team.

Arkansas senior forward Moses Kingsley was tabbed the preseason pick for the league's player of the year award by the AP. The league's coaches do not pick a preseason player of the year.

### **Justus Moves to Assistant Coach Role; Robic Special Assistant**

Joel Justus, who joined Kentucky two seasons ago as the director of analytics and then special assistant to the head coach, moved to one of the three assistant coaching positions for the 2016-17 season. John Robic, who has served as an assistant to Calipari at three different schools since the late 1980s, moved into the special assistant to the head coach role prior to start of practices in late September.

"I feel I have the best staff of people who surround me in the country," John Calipari said at the time of the announcement. "All are strong in areas that I'm weak. All of them understand that the relationships with our current players and working with them every single day to help them get better is the key to their success and this program. No one should look at this in any other way than me trying to shuffle our staff to put them in the best positions to succeed personally and for them to help our program remain the gold standard.

"Kenny (Payne), Tony (Barbee) and I will continue to work on putting the best incoming classes that we can together with young people who want Kentucky as bad as we want them and who understand that the program isn't for everyone. By putting Joel where he is and having him focus on who we need to hone in on, we'll be more prepared than we've ever been, which is scary. Robes will continue to focus on his strength of making us the most well-prepared team in the country and putting our kids in positions to succeed."

### **#BBN Sets Crowd Roar World Record**

Kentucky fans have long been known for being among the loudest anywhere. Now they have the world record to prove it.

With a representative from the Guinness Book of World Records in attendance at the UK-Kansas game, the crowd at Rupp Arena set a world record for the loudest indoor crowd roar when it was measured at 126.4 decibels just before tipoff.

UK Athletics and UK HealthCare's Markey Cancer Center joined forces to encourage fans to #TurnUpRupp and break the previous indoor crowd roar record, which was set by the Sacramento Kings in November 2013. The crowd roar was gauged by natural noise such as cheering and clapping only. No digital or artificial noise was allowed.

### **Keith Bogans Named 2017 SEC Legend**

Former Kentucky men's basketball All-American Keith Bogans will represent the Wildcats as a member of the 2017 Southeastern Conference Legends at the SEC Tournament in Nashville, Tennessee. Former greats from all 14 SEC member institutions will be honored at the league tournament, March 8-12 in Bridgestone Arena. Bogans will be honored at halftime of UK's first game of the tournament.

Bogans, a four-year letterwinner from 2000-03, ended his career as one of the program's most prolific scorers. He finished fourth all-time among UK's all-time scorers with 1,923 career points. The 6-foot-5 guard averaged 11.6 points or more in all four seasons at Kentucky, including 17.0 in his sophomore season and 15.7 during his senior campaign.

During the 2002-03 season in which Bogans led the Cats to an SEC regular-season and tournament title, he was named an All-American by the National Association of Basketball Coaches, the Associated Press, the Sporting News and the Basketball Times. He was also the SEC Tournament MVP as a senior.

Bogans was a three-time All-SEC selection, earning first-team honors in 2003, second-team accolades in 2001 and as a member of the All-Freshman Team in 2000. He was also the league's MVP of the tournament in 2003.

Drafted 43rd overall by the Milwaukee Bucks in 2003, Bogans went on to have a successful 11-year NBA career.

### **Chuck Hayes Inducted into UK Athletics Hall of Fame**

Chuck Hayes was inducted into the UK Athletics Hall of Fame as a member of the 2016 class in October.

A fan favorite for relentless defense and tenacious rebounding, he was named the 2005 Southeastern Conference Defensive Player of the Year and still ranks seventh in career rebounds with 910 in program history. He led the team to the 2005 SEC regular-season championship and was a key member on the 2003 and 2004 SEC Tournament titles.

### **Cousins Wins First Olympic Gold Medal with USA Basketball**

Snatching up what seemed like every rebound, former Wildcat DeMarcus Cousins also hauled in the first Olympic gold medal of his career with a strong performance in the championship game of the 2016 Olympics.

With a gold medal on the line, Cousins saved his best for last for USA Basketball. Coming off the bench for a third straight game, Cousins set the tempo early by dominating the paint, sparking Team USA to a 40-15 first-half run, and ultimately to a 96-66 rout of Serbia.

Cousins played as well as he has all tournament, posting 13 points and a game-high 15 rebounds

for his third double-digit scoring game of the Olympics. He had 11 points and 12 rebounds by halftime.

The 6-foot-11 forward, who was drafted fifth overall in 2010 after a sensational freshman season at Kentucky, averaged 9.1 points and 5.8 rebounds in eight games at the Olympics. He shot 61.4 percent from the floor, only shooting less than 50 percent in one game during the run.

Cousins is the 10th Wildcat all-time to compete in the Olympics and win a gold medal (not counting Sam Bowie, who was awarded a medal by President Jimmy Carter after the United States boycotted the 1980 Moscow Games), tied with North Carolina and UCLA for the most among all colleges. Cousins is also the third former UK player in a row to win a gold medal. Anthony Davis captured the gold at the last Olympics, in 2012, and Tayshaun Prince was a part of the 2008 gold-medal team. Cousins is the second John Calipari player to win a gold medal, joining Davis.

### **A Winning Institution**

Both the UK men's and women's basketball teams posted a seventh straight 20-win season in 2015-16. Kentucky is one of just three institutions (UK, BYU and Duke) in the NCAA that have seen both their men's and women's basketball programs tally 20 or more wins in the last seven consecutive seasons (not counting 2016-17).

UK's men's team had 27 total wins last season, while the women won 25.



**UK'S RECORD WHEN**

KENTUCKY RECORD	ALL	SEC
Leading at halftime:	19-2	9-0
Tied at the half:	1-0	1-0
Trailing at halftime:	0-3	0-2
Shoot 50% or higher:	14-0	7-0
Shoot less than 50%:	6-5	3-2
Shoot higher % than opp.:	16-0	6-0
Shoot lower % than opp.:	4-5	4-2
Opp. shoot worse than 50%:	17-3	8-2
Opp. shoot 50% or higher:	3-2	2-0
Score less than 60 points:	0-0	0-0
Score 60-69 points:	2-1	1-1
Score 70-79 points:	0-2	0-0
Score 80-89 points:	5-1	3-1
Score 90-99 points:	8-1	5-0
Score 100+ points:	5-0	1-0
Opp. score less than 60 pts.:	4-0	2-0
Opp. score 60-69 pts.:	5-0	1-0
Opp. score 70-79 pts.:	6-2	3-0
Opp. score 80-89 points:	4-2	4-2
Opp. score 90-99 points:	0-1	0-0
Opp. score 100+ points:	1-0	0-0
Outrebounded opponent:	16-2	9-1
Outrebounded by opponent:	4-3	1-1
Equal number of rebounds:	0-0	0-0
Fewer turnovers than opp.:	14-3	5-1
Same turnovers as opp.:	2-0	2-0
More turnovers than opp.:	4-2	3-1
Make 8 or more 3-pointers:	10-2	6-0
Make 7 or fewer 3-pointers:	10-3	4-2
Games decided by 5 or fewer:	1-3	0-1
Overtime games:	1-0	1-0
On CBS:	2-1	1-0
On ESPN/ESPN2/ESPNU:	14-4	9-2
On Fox Sports1:	0-0	0-0
On SEC Network/(+):	4-0	0-0
On FSN:	0-0	0-0
vs. SEC at Home:	6-0	6-0
vs. SEC on Road:	4-2	4-2
Games vs. AP ranked opp.:	3-4	1-1
Games following a loss:	4-1	3-0
Games following a win:	15-4	7-2
More points in the paint:	12-1	4-0
Fewer/same pts in the paint:	8-4	6-2
More bench points than opp.:	12-3	7-1
Fewer or same bench pts.:	8-2	3-1
More 2nd-chance points:	12-2	6-1
Fewer or same 2nd-chance pts.:	8-3	4-1
More or same points off TOs:	18-2	9-0
Fewer points off TOs:	2-3	1-2
On Monday:	1-0	0-0
On Tuesday:	6-1	5-1
On Wednesday:	2-1	0-0
On Thursday:	1-0	1-0
On Friday:	2-0	0-0
On Saturday:	5-3	4-1
On Sunday:	3-0	0-0
In November:	7-0	0-0
In December:	4-2	1-0
In January:	7-1	7-0
In February:	2-1	2-1
In March:	0-0	0-0
In April:	0-0	0-0

**MISCELLANEOUS STATS**

Player	Times Led					Games With									
	Pts.	Rebs.	Assts.	Stls.	Blks.	10+ Pts	20+ Pts	10+ Rebs	3+Assts	3+Blks	3+Stls	3+ 3's	Dbl-Dbls	Career DD	
0-Fox	6	2	13	13	1	20	7	1	19	-	5	-	4	4	
1-Killeya-Jones	-	-	-	-	3	1	-	-	-	-	-	-	-	-	
3-Adebayo	1	11	-	5	13	20	2	3	1	6	2	-	3	3	
5-Monk	16	1	1	7	2	25	14	-	8	1	3	14	-	-	
10-David	-	-	-	-	-	-	-	-	-	-	-	-	-	-	
11-Mulder	-	1	-	-	1	4	-	-	-	-	-	3	-	-	
13-Briscoe	3	8	10	5	1	20	5	4	18	-	2	1	4	6	
14-Wynyard	-	-	-	-	-	-	-	-	-	-	-	-	-	-	
15-Humphries	-	3	-	1	5	-	-	-	-	1	1	-	-	-	
20-Calipari	-	-	-	-	1	-	-	-	-	-	-	-	-	-	
25-Hawkins	-	-	2	2	-	-	-	-	8	-	-	-	-	-	
30-Pulliam	-	-	-	-	-	-	-	-	-	-	-	-	-	-	
32-Gabriel	1	4	-	2	10	7	1	2	2	3	1	3	1	1	
35-Willis	1	3	-	1	7	8	-	-	2	1	-	3	-	2	

**STARTING LINEUPS**

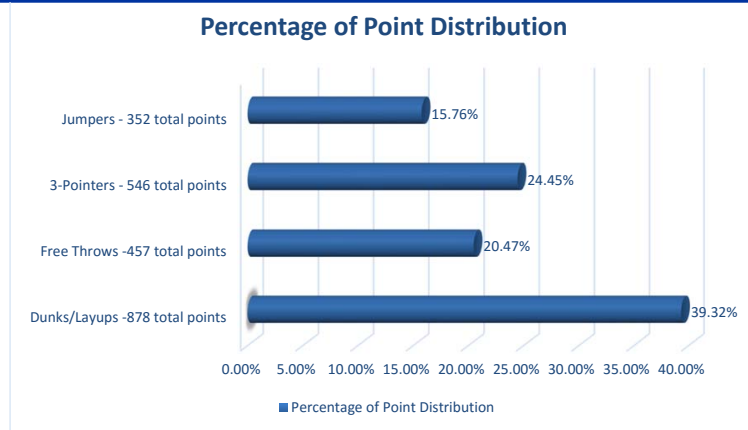
Record	Guard	Guard	Guard	Forward	Forward
13-4	Fox	Monk	Briscoe	Gabriel	Adebayo
4-0	Fox	Monk	Briscoe	Willis	Adebayo
1-0	Fox	Monk	Hawkins	Willis	Adebayo
1-0	Fox	Monk	Hawkins	Gabriel	Adebayo
1-0	Briscoe	Monk	Willis	Adebayo	Humphries
0-1	Briscoe	Monk	Hawkins	Gabriel	Adebayo

**TRACKING THE CATS**

Player	Games With			Total
	Charges Drawn	UK's First Sub	Traditional 3-Point Plays	Clutch FT-FTA (Last 5:00/OT)*
0-Fox	1	1	14	7-10 (.700)
1-Killeya-Jones	-	-	1	0-0 (.000)
3-Adebayo	-	-	6	11-16 (.688)
5-Monk	1	-	9	15-21 (.714)
10-David	-	-	-	0-0 (.000)
11-Mulder	-	-	1	0-0 (.000)
13-Briscoe	6	-	9	9-12 (.750)
14-Wynyard	-	-	-	0-0 (.000)
15-Humphries	-	6	2	0-0 (.000)
20-Calipari	-	-	-	0-0 (.000)
25-Hawkins	6	6	3	0-0 (.000)
30-Pulliam	-	-	-	0-0 (.000)
32-Gabriel	8	5	2	0-0 (.000)
35-Willis	-	13	2	1-2 (.500)

\*single-digit game with 5:00 to play or OT

**HOW THE CATS ARE SCORING**



**WIN/LOSS MARGIN**

MARGIN	W	L
1		
2		1
3	1	1
4		
5		1
6	1	1
7	2	
8		
9	2	
10		
11-15		
16-20	2	
21+	12	1

**TEAM'S FAST FACTS**

Shooting Percentage:	.485
Avg. Assists Per Game:	16.8
Points Off Turnovers Avg.:	19.4
Second-Chance Points Avg.:	13.9
Points in the Paint Avg.:	40.9
Fast Break Points Avg.:	12.4
Bench Points Avg.:	20.9
Points Per Possession Avg.:	1.162
Avg. Time of Possession:	14.6

**HOW UK SCORED ITS FIRST POINTS**

PLAYER	DUNK/LAYUP	JUMPER	3PT	FT
0-Fox	4		1	2
1-Killeya-Jones				
3-Adebayo	1			1
5-Monk	1	4		
10-David				
11-Mulder				
13-Briscoe	2		1	2
14-Wynyard				
15-Humphries				
20-Calipari				
25-Hawkins				
30-Pulliam				
32-Gabriel	2	2	1	
35-Willis		1		







GAME-BY-GAME LEADERS

Date	Opponent	Result	Points	Rebounds	Blocks	Steals	Assists
10/30	Clarion #	W, 108-51	Monk - 15	Adebayo - 14^	Willis - 2^	Two with 4^	Briscoe - 11^
11/6	Asbury #	W, 156-63	Fox - 25^	Humphries - 12^	Killeya-Jones - 4^	Two with 4^	Two with - 7^
11/11	STEPHEN F. AUSTIN	W, 87-64	Briscoe - 17^	Humphries - 8	Two with 3^	Two with 3^	Fox - 12^
11/13	CANISIUS	W, 93-69	Two with 21 ^	Adebayo - 11^	Adebayo - 3^	Hawkins - 2	Fox - 3^
11/15	vs. #13 Michigan State <sup>1</sup>	W, 69-48	Monk - 23^	Two with 6	Two with 2	Gabriel - 3^	Fox - 6^
11/20	DUQUESNE	W, 93-59	Fox - 16^	Adebayo - 8	Three with 2^	Briscoe - 4^	Fox - 6^
11/23	CLEVELAND STATE	W, 101-70	Monk - 23	Gabriel - 10^	Six with 1^	Two with 2^	Fox - 11^
11/25	UT MARTIN	W, 111-76	Monk - 26^	Adebayo - 12^	Humphries - 2^	Fox - 3^	Hawkins - 9^
11/28	vs. Arizona State <sup>2</sup>	W, 115-69	Monk - 23^	Fox - 11^	Adebayo - 3^	Briscoe - 3^	Fox - 10^
12/3	#11 UCLA	L, 97-92	Monk - 24^	Adebayo - 13^	Adebayo - 4^	Monk - 5^	Fox - 9^
12/7	VALPARAISO	W, 87-63	Adebayo - 16	Three with 7	Gabriel - 3^	Briscoe - 2	Fox - 5^
12/11	vs. Hofstra <sup>3</sup>	W, 96-73	Monk - 18^	Willis - 8^	Three with 2^	Willis - 2^	Briscoe - 6^
12/17	vs. #7 North Carolina <sup>4</sup>	W, 103-100	Monk - 47^	Two with 7^	Two with 1^	Fox - 2^	Fox - 10^
12/21	at #10 Louisville	L, 73-70	Fox - 21	Two with 9^	Two with 2^	Fox - 2^	Two with 3
12/29	at Ole Miss	W, 99-76	Monk - 34^	Briscoe - 10	Adebayo - 3^	Two with 3^	Briscoe - 11^
1/3	TEXAS A&M	W, 100-58	Monk - 26^	Humphries - 6^	Adebayo - 3^	Adebayo - 3^	Briscoe - 7^
1/7	ARKANSAS	W, 97-71	Fox - 27^	Briscoe - 8^	Two with 2^	Three with 1^	Fox - 6^
1/10	at Vanderbilt	W, 87-81	Briscoe - 23^	Three with 7	Gabriel - 1^	Two with 1^	Briscoe - 5^
1/14	AUBURN	W, 92-72	Monk - 24^	Gabriel - 16^	Adebayo - 3^	Three with 1^	Monk - 6^
1/17	at Mississippi State	W, 88-81	Fox - 21	Gabriel - 8^	Gabriel - 3^	Briscoe - 2	Fox - 5^
1/21	#24/24 S. CAROLINA	W, 85-69	Monk - 27	Willis - 7^	Humphries - 2^	Hawkins - 7^	Adebayo - 2^
1/24	at Tennessee	L, 82-80	Monk - 25^	Briscoe - 14^	Three with 3	Fox - 2	Briscoe - 5
1/28	#2/1 KANSAS	L, 79-73	Two with 18	Two with 8	Willis - 2^	Two with 2^	Briscoe - 6^
1/31	GEORGIA	W, 90-81 (OT)	Monk - 37^	Briscoe - 11	Monk - 3^	Monk - 3^	Briscoe - 8^
2/4	at #24/23 Florida	L, 88-66	Fox - 19	Adebayo - 7	Three with 1	Adebayo - 4^	Briscoe - 3
2/7	LSU	W, 92-85	Two with 23	Adebayo - 9^	Two with 1^	Fox - 3^	Fox - 6^
2/11	at Alabama	W, 67-58	Monk - 17	Briscoe - 11^	Gabriel - 3^	Three with 2^	Briscoe - 4^
2/14	TENNESSEE						
2/18	at Georgia						
2/21	at Missouri						
2/25	FLORIDA						
2/28	VANDERBILT						
3/4	at Texas A&M						

^ - Game Leader

Times Led Points

Times Led Rebounds

Times Led Blocks

Times Led Steals

Times Led Assists

- 1 - New York (Champions Classic)
- 2 - Bahamas
- 3 - Brooklyn, N.Y.
- 4 - Las Vegas (CBS Sports Classic)
- \* - SEC Tournament (Nashville, Tenn.)
- + - NCAA Tournament (Des Moines, Iowa)
- # - exhibition contest

Monk - 16  
Fox - 6  
Briscoe - 3  
Adebayo - 1  
Gabriel - 1  
Willis - 1

Adebayo - 11  
Briscoe - 8  
Gabriel - 4  
Humphries - 3  
Willis - 3  
Fox - 2  
Monk - 1  
Mulder - 1

Adebayo - 13  
Gabriel - 10  
Willis - 7  
Humphries - 5  
Killeya-Jones - 3  
Monk - 2  
Briscoe - 1  
Calipari - 1  
Fox - 1  
Mulder - 1

Fox - 13  
Monk - 7  
Adebayo - 5  
Briscoe - 5  
Gabriel - 2  
Hawkins - 2  
Humphries - 1  
Willis - 1

Fox - 13  
Briscoe - 10  
Hawkins - 2  
Monk - 1



## THE LAST TIME ...

## INDIVIDUALS

## SCORING

**Scored 25 points:** Malik Monk (37) vs. Georgia, 1/31/17

**Scored 30 points:** Malik Monk (37) vs. Georgia, 1/31/17

**Scored 35 Points:** Malik Monk (37) vs. Georgia, 1/31/17

**Scored 40 points:** Malik Monk (47) vs. North Carolina, 12/17/16

**Scored 45 points:** Malik Monk (47) vs. North Carolina, 12/17/16

**Scored 50 points:** Jodie Meeks (54) at Tennessee, 1/13/09

**Two players had 20 points:** Malik Monk (23), Wenyen Gabriel (23) vs. LSU, 2/7/17

**Three players had 20 points:** DeMarcus Cousins (27)/John Wall (21)/Patrick Patterson (20) vs. Sam Houston State, 11/19/09

**Two players had 30 points:** Patrick Patterson (33) and Jodie Meeks (32) vs. Tennessee State, 12/22/08

**Scored 20 points in two straight games:** Malik Monk (2) 1/21/17 - 1/24/17

**Scored 20 points in three straight games:** Malik Monk (4) 11/23/16 - 12/3/16

**Scored 20 points in four straight games:** Malik Monk (4) 11/23/16 - 12/3/16

**Scored 20 points in five straight games:** Jamal Murray (12) 2/2/16 - 3/12/16

**Scored 20 points in six straight games:** Jamal Murray (12) 2/2/16 - 3/12/16

**Scored 20 points in seven straight games:** Jamal Murray (12) 2/2/16 - 3/12/16

**Scored 20 points in eight straight games:** Jamal Murray (12) 2/2/16 - 3/12/16

**Scored 20 points in nine straight games:** Jamal Murray (12) 2/2/16 - 3/12/16

**Scored 20 points in 10 straight games:** Jamal Murray (12) 2/2/16 - 3/12/16

**Scored 20 points in 11 straight games:** Jamal Murray (12) 2/2/16 - 3/12/16

**Scored 20 points in 12 straight games:** Jamal Murray (12) 2/2/16 - 3/12/16

**Scored 20 points in 15 straight games:** Dan Issel (18) 12/1/69 - 2/7/70

**Scored 25 points in three straight games:** Tayshaun Prince (3) 3/11/01-3/17/01

**Scored 30 points in two straight games:** Jodie Meeks vs. Appalachian State (46) 12/20/08; vs. Tennessee State (32) 12/22/08

**Scored 30 points in three straight games:** Dan Issel (6) 2/14/70 - 3/2/70

**Scored in double figures in 10 straight games:** Malik Monk (25) 11/11/16-2/11/17

**Scored in double figures in 15 straight games:** Malik Monk (25) 11/11/16-2/11/17

**Scored in double figures in 20 straight games:** Malik Monk (25) 11/11/16-2/11/17

**Scored in double figures in 25 straight games:** Malik Monk (25) 11/11/16-2/11/17

**Scored in double figures in 30 straight games:** Jamal Murray (34) 11/17/15 - 3/19/16

**Scored in double figures in 33 straight games:** Jamal Murray (34) 11/17/15 - 3/19/16

**Scored in double figures in 34 straight games:** Jamal Murray (34) 11/17/15 - 3/19/16

**Scored in double figures in 35 straight games:** Kenny Walker (36) 11/14/85 - 3/22/86

**Five players scored in double figures:** Derek Willis (18), Malik Monk (18), Isaiah Briscoe (12), Bam Adebayo (10), De'Aaron Fox (0) vs. Kansas, 1/28/17

**Six players scored in double figures:** Malik Monk (23), Isaiah Briscoe (20), De'Aaron Fox (14), Bam Adebayo (12), Derek Willis (11), Wenyen Gabriel (10) vs. Arizona State, 11/28/16

**Seven players scored in double figures:** Randolph Morris (17), Kelenna Azubuike

(15), Patrick Sparks (14), Chuck Hayes (12), Rajon Rondo (11), Ravi Moss (10) and Ramel Bradley (10) vs. Mississippi State 2/19/05,

**Four players with 15 or more points:** Malik Monk (26), De'Aaron Fox (16), Bam Adebayo (15), Wenyen Gabriel (15) vs. UT Martin, 11/25/16

## DOUBLE-DOUBLES

**Double-double:** Isaiah Briscoe (11 points, 11 rebounds) at Alabama, 2/11/17

**Triple-double:** Isaiah Briscoe (19 points, 11 rebounds, 10 assists) at Ole Miss, 12/29/16

**20-10 (rebs) game:** Isaiah Briscoe (23 points, 11 rebounds) vs. Georgia, 1/31/17

**20-10 (assts) game:** De'Aaron Fox (24 points, 10 assists) vs. North Carolina, 12/17/16

**20-15 game:** Julius Randle (23 points, 15 rebounds) vs. UNC Asheville, 11/8/13

**30-10 game:** Tayshaun Prince (33 points, 11 rebounds) vs. Tennessee State, 12/22/98

**Back-to-back 20-10 games:** Julius Randle (3) 11/8/13 - 11/10/13

**Three straight 20-10 games:** Julius Randle (3) 11/8/13 - 11/12/13

**Double-double in points and rebs.:** Double-double: Isaiah Briscoe (11 points, 11 rebounds) at Alabama, 2/11/17

**Double-double in points and assists:** Isaiah Briscoe (19 points, 10 assists) at Ole Miss, 12/29/16

**Double-double in points and blocks:** Never

**Double-double in points and steals:** Never

**Double-double in two consecutive games:** Tyler Ulis (19 pts, 11 assts) at Florida, (3/5/16), (14 pts, 14 assts) vs. LSU, 3/5/16)

**Double-double in three consecutive games:** - Julius Randle (19p, 15r) vs. Kansas State, 3/21/14; (13 p, 10 r), vs. Wichita State, 3/23/14; (15 p, 12 r), vs. Louisville, 3/28/14; (16 p, 11 r), vs. Michigan, 3/30/14

**Double-double in four consecutive games:** Julius Randle (19p, 15r) vs. Kansas State, 3/21/14; (13 p, 10 r), vs. Wichita State, 3/23/14; (15 p, 12 r), vs. Louisville, 3/28/14; (16 p, 11 r), vs. Michigan, 3/30/14

**Double-double in five consecutive games:** Julius Randle (14p, 10r) at Arkansas, (2/27/14); (10p, 15r) at South Carolina (3/1/14); (12 p, 11 r) vs. Alabama, (3/4/14); (16 p, 10 r) at Florida, (3/8/14); (17 p, 16 r) vs. LSU, (3/14/14); (12 p, 11 r) vs. Georgia, (3/15/14)

**Double-double in six consecutive games:** Julius Randle (14p, 10r) at Arkansas, (2/27/14); (10p, 15r) at South Carolina (3/1/14); (12 p, 11 r) vs. Alabama, (3/4/14); (16 p, 10 r) at Florida, (3/8/14); (17 p, 16 r) vs. LSU, (3/14/14); (12 p, 11 r) vs. Georgia, (3/15/14)

**Double-double in seven consecutive games:** Julius Randle (7) 11/18/13-11/27/13

**Double-double in 10 consecutive games:** Jim Andrews, 1972-73 season

**Two players record double-doubles:** De'Aaron Fox (16 points, 11 assists), Wenyen Gabriel (10 points, 10 rebounds) vs. Cleveland State, 11/23/16

**Three players record double-doubles:** DeMarcus Cousins (19 pts, 14 rebs)/Patrick Patterson (19 pts, 10 rebs)/John Wall (18 pts, 10 rebs) at Mississippi State, 2/16/10

**Four players record double-doubles:** Jack Givens (30 pts, 13 rebs)/Kyle Macy (16 pts, 10 assts)/Mike Phillips (22 pts, 18 rebs)/Rick Robey (23 pts, 13 rebs) vs. Southern Methodist, 11/26/77

**Five players record double-doubles:** Never

## FIELD GOALS

**Made 12 FG in a game:** Bam Adebayo (12) at Ole Miss, 12/29/16

**Made 15 FG in a game:** Malik Monk (18) vs. North Carolina, 12/17/16

**Made 16 FG in a game:** Malik Monk (18) vs. North Carolina, 12/17/16

**Made 17 FG in a game:** Malik Monk (18) vs. North Carolina, 12/17/16

**Made 18 FG in a game:** Malik Monk (18) vs. North Carolina, 12/17/16

**Made 19 FG in a game:** Dan Issel (19) vs. Alabama, 2/23/70

**Made 20 FG in a game:** Dan Issel (23) vs. Ole Miss, 2/7/70

**Made 21 FG in a game:** Dan Issel (23) vs. Ole Miss, 2/7/70

**Made 22 FG in a game:** Dan Issel (23) vs. Ole Miss, 2/7/70

**Made 23 FG in a game:** Dan Issel (23) vs. Ole Miss, 2/7/70

**Attempted 17 FG in a game:** Malik Monk (21) vs. Georgia, 1/31/17

**Attempted 18 FG in a game:** Malik Monk (21) vs. Georgia, 1/31/17

**Attempted 19 FG in a game:** Malik Monk (21) vs. Georgia, 1/31/17

**Attempted 20 FG in a game:** Malik Monk (21) vs. Georgia, 1/31/17

**Attempted 25 FG in a game:** Malik Monk (28) vs. North Carolina, 12/17/16

**3-POINTERS**

**Made 5 3-pointers in a game:** Malik Monk (7) vs. Georgia, 1/31/17

**Made 6 3-pointers in a game:** Malik Monk (7) vs. Georgia, 1/31/17

**Made 7 3-pointers in a game:** Malik Monk (7) vs. Georgia, 1/31/17

**Made 8 3-pointers in a game:** Malik Monk (8) vs. North Carolina, 12/17/16

**Made 9 3-pointers in a game:** Jodie Meeks (10) at Tennessee, 1/13/09

**Made 10 3-pointers in a game:** Jodie Meeks (10) at Tennessee, 1/13/09

**Made 11 3-pointers in a game:** Never

**Attempted 10 3-pointers in a game:** Malik Monk (11) vs. Georgia, 1/31/17

**Attempted 15 3-pointers in a game:** Jodie Meeks (15) at Tennessee, 1/13/09

**Attempted 16 3-pointers in a game:** Derrick Miller (16) vs. LSU 2/15/90

**Attempted 17 3-pointers in a game:** Derrick Miller (19) vs. Kansas 12/6/89

**Attempted 18 3-pointers in a game:** Derrick Miller (19) vs. Kansas 12/6/89

**Attempted 19 3-pointers in a game:** Derrick Miller (19) vs. Kansas 12/6/89

**Made a 3-pointer in 10 straight games:** Malik Monk (14), 11/11/16-1/3/17

**Made a 3-pointer in 15 straight games:** Jamal Murray (36), 11/13/15 - 3/19/16, Derek Willis (17), 1/12/16 - 3/17/16

**Made a 3-pointer in 20 straight games:** Jamal Murray (36), 11/13/15 - 3/19/16

**Made a 3-pointer in 30 straight games:** Jamal Murray (36), 11/13/15 - 3/19/16

**Made two 3-pointers in 10 straight games:** Jamal Murray (17), 1/23/16 - 3/17/16

**Made three 3-pointers in 10 straight games:** Gerald Fitch (20) 1/14/03 - 3/23/03

**Made three 3-pointers in 15 straight games:** Gerald Fitch (20) 1/14/03 - 3/23/03

**Made three 3-pointers in 20 straight games:** Gerald Fitch (20) 1/14/03 - 3/23/03

**Made three 3-pointers in 25 straight games:** Keith Bogans (29) 3/14/02 - 2/26/03

## FREE THROWS

**Made 8 FT in a game:** De'Aaron Fox (9) at Florida, 2/4/17

**Made 9 FT in a game:** De'Aaron Fox (9) at Florida, 2/4/17

**Made 10 FT in a game:** Malik Monk (10), Isaiah Briscoe (11) vs. Georgia, 1/31/17

**Made 11 FT in a game:** Isaiah Briscoe (11) vs. Georgia, 1/31/17

**Made 12 FT in a game:** Tyler Ulis (12) at Tennessee, 2/2/16

**Made 13 FT in a game:** Tyler Ulis (14) at Arkansas, 1/21/16

**Made 14 FT in a game:** Tyler Ulis (14) at Arkansas, 1/21/16

**Made 15 FT in a game:** Rodrick Rhodes (16) vs. Ole Miss 1/18/95

**Made 16 FT in a game:** Rodrick Rhodes (16) vs. Ole Miss 1/18/95

**Made 17 FT in a game:** Dwight Anderson (18) vs. Mississippi State 2/12/79

**Made 18 FT in a game:** Dwight Anderson (18) vs. Mississippi State 2/12/79

**Attempted 10 FT in a game:** Malik Monk (14), Isaiah Briscoe (15) vs. Georgia, 1/31/17

**Attempted 15 FT in a game:** Isaiah Briscoe (15) vs. Georgia, 1/31/17

**Attempted 20 FT in a game:** Heshimu Evans (20) vs. Ole Miss 3/5/99

## REBOUNDS

**15 Rebs:** Wenyen Gabriel (16) vs. Auburn, 1/14/17

**16 Rebs:** Wenyen Gabriel (16) vs. Auburn, 1/14/17

**20 Rebs:** Jared Prickett (20) vs. Arkansas 2/9/94

**25 Rebs:** Mike Phillips (28) vs. Tennessee 1/10/76

**30 Rebs:** Cotton Nash (30) vs. Ole Miss 2/8/64

**34 Rebs:** Bob Burrow (34) vs. Temple 12/10/55

**10+ Rebs in three consecutive games:** Julius Randle (4) 3/21/14 - 3/30/14

**10+ Rebs in four consecutive games:** Julius Randle (4) 3/21/14 - 3/30/14

**10+ Rebs in five consecutive games:** Julius Randle (10) 2/12/14 - 3/15/14

**10+ Rebs in six consecutive games:** Julius Randle (10) 2/12/14 - 3/15/14

**10+ Rebs in seven consecutive games:** Julius Randle (10) 2/12/14 - 3/15/14

**10+ Rebs in eight consecutive games:** Julius Randle (10) 2/12/14 - 3/15/14

**10+ Rebs in nine consecutive games:** Julius Randle (10) 2/12/14 - 3/15/14

**10+ Rebs in 10 consecutive games:** Julius Randle (10) 2/12/14 - 3/15/14

**Two players had 10 rebounds:** Derek Willis (12) and Tyler Ulis (10) at Auburn, 1/16/16

**Three players had 10 rebounds:** Michael Kidd-Gilchrist (19), Terrence Jones (11), Anthony Davis (10) vs. Louisville, 12/31/11

## THE LAST TIME ...

## ASSISTS

- 6 assists:** De'Aaron Fox (6) vs. LSU, 2/7/17  
**7 assists:** Isaiah Briscoe (8) vs. Georgia, 1/31/17  
**8 assists:** Isaiah Briscoe (8) vs. Georgia, 1/31/17  
**9 assists:** Isaiah Briscoe (11) at Ole Miss, 12/29/16  
**10 assists:** Isaiah Briscoe (11) at Ole Miss, 12/29/16  
**11 assists:** Isaiah Briscoe (11) at Ole Miss, 12/29/16  
**12 assists:** De'Aaron Fox (12) vs. Stephen F. Austin, 11/11/16  
**13 assists:** Tyler Ulis (14) vs. LSU, 3/5/16  
**14 assists:** Tyler Ulis (14) vs. LSU, 3/5/16  
**15 assists:** John Wall (16) vs. Hartford, 12/29/09  
**16 assists:** John Wall (16) vs. Hartford, 12/29/09  
**5+ assists in four consecutive games:** De'Aaron Fox (6) 11/15/16 - 12/3/16  
**8+ assists in two consecutive games:** De'Aaron Fox (2) 11/25/16 - 12/3/16

## BLOCKS

- 4 blocks:** Bam Adebayo (4) vs. UCLA, 12/3/16  
**5 blocks:** Skal Labissiere (6) vs. Stony Brook, 3/17/16  
**6 blocks:** Skal Labissiere (6) vs. Stony Brook, 3/17/16  
**7 blocks:** Karl-Anthony Towns (7) vs. Vanderbilt, 1/20/15  
**8 blocks:** Willie Cauley-Stein (9) vs. Boise State, 12/10/13  
**9 blocks:** Willie Cauley-Stein (9) vs. Boise State, 12/10/13  
**10 blocks:** Nerlens Noel (12) at Ole Miss, 1/29/13  
**11 blocks:** Nerlens Noel (12) at Ole Miss, 1/29/13  
**12 blocks:** Nerlens Noel (12) at Ole Miss, 1/29/13

## STEALS

- 4 steals:** Malik Monk (5) vs. UCLA, 12/3/16  
**5 steals:** Malik Monk (5) vs. UCLA, 12/3/16  
**6 steals:** Tyler Ulis (6) vs. Ole Miss, 1/2/16  
**7 steals:** Rajon Rondo (8) vs. Mississippi State, 2/19/05  
**8 steals:** Rajon Rondo (8) vs. Mississippi State, 2/19/05

## MINUTES

- Played every minute:** Isaiah Briscoe (45) vs. Georgia, 1/31/17  
**Played 40+ minutes:** Malik Monk (44), Isaiah Briscoe (45) vs. Georgia, 1/31/17  
**Played more than 50 minutes:** Patrick Patterson (50) vs. Vanderbilt, 1/12/08

## FOULS

- Fouled put:** Bam Adebayo at Alabama, 2/11/17  
**Two players fouled out:** Isaiah Briscoe and Alex Poythress at Florida, 3/1/16  
**Three players fouled out:** Skal Labissiere, Marcus Lee, Alex Poythress, Derek Willis at Kansas, 1/30/16  
**Four players fouled out:** Skal Labissiere, Marcus Lee, Alex Poythress, Derek Willis at Kansas, 1/30/16  
**Technical foul:** Malik Monk and Isaiah Briscoe at Mississippi State, 1/17/17

## TEAM

## STARTS

- Started four freshmen:** Bam Adebayo, De'Aaron Fox, Wenyen Gabriel, Malik Monk at Alabama, 2/11/17  
**Started five freshmen:** Aaron Harrison, Andrew Harrison, Dakari Johnson, Julius Randle, James Young vs. Connecticut, 4/7/14

## SCORING

- Scored 90 or more points:** 92 vs. LSU, 2/7/17 (W, 92-85)  
**Scored 90 or more points (SEC game):** 92 vs. LSU, 2/7/17 (W, 92-85)  
**Scored 100 or more points:** 100 vs. Texas A&M, 1/3/17 (W, 100-58)  
**Scored 100 or more points (SEC game):** 100 vs. Texas A&M, 1/3/17 (W, 100-58)  
**Scored 110 or more points:** 115 vs. Arizona State, 11/28/16 (W, 115-69)  
**Scored 110 or more points (SEC game):** 110 vs. Auburn, 2/21/15 (W, 110-75)  
**Scored 120 or more points:** 120 vs. Vanderbilt, 2/7/96 (W, 120-81)  
**Scored 120 or more points (SEC game):** 120 vs. Vanderbilt, 2/7/96 (W, 120-81)  
**Scored 130 or more points:** 143 vs. Georgia, 2/27/56 (W, 143-66)  
**Scored 140 or more points:** 143 vs. Georgia, 2/27/56 (W, 143-66)  
**Scored 150 or more points:** Never  
**Scored less than 50 points:** 48 vs. Vanderbilt, 3/15/13 (L, 64-48)  
**Scored 100 points in two consecutive games:** vs. Cleveland State (11/23/16), vs. UT Martin (11/25/16), vs. Arizona State (11/28/16)  
**Scored 100 points in three consecutive games:** vs. Cleveland State (11/23/16), vs. UT Martin (11/25/16), vs. Arizona State (11/28/16)  
**Scored 100 points in consecutive SEC games:** 2/27/56-3/3/56

## OPPONENT SCORING

- Allowed 90 or more points:** 100 vs. North Carolina, 12/17/16 (W, 103-100)  
**Allowed 90 or more points (SEC game):** 90 by Georgia, 3/4/09 (L, 90-85)  
**Allowed 100 or more points:** 100 vs. North Carolina, 12/17/16 (W, 103-100)  
**Allowed 100 or more points (SEC game):** 101 by Arkansas, 2/10/93 (L, 101-94)  
**Allowed less than 50 points:** 48 vs. Michigan State, 11/15/16 (W, 69-48)  
**Allowed less than 50 points (SEC game):** 48 vs. Georgia, 2/9/16 (W, 82-48)

## SHOOTING PERCENTAGES

- Shot 70% from the field:** .722 vs. Mississippi St., 2/15/86  
**Shot 65% from the field:** .677 vs. LIU Brooklyn, 11/23/12  
**Shot 30% or less from the field:** .281 at Texas A&M (1/10/15)  
**Allowed 50% shooting:** .500 vs. LSU, 2/7/17  
**Allowed 60% shooting:** .640 by Florida, 3/4/07  
**Allowed 20% or less shooting:** .197 by Montana State, 11/23/14 (12-61)  
**Allowed 30% or less shooting:** .263 by Stony Brook, 3/17/16 (20-76)  
**Held opponent to zero 3-pointers:** at Auburn, 1/19/13 (0-15)

## FREE THROWS

- Shot 90% or better from FT line:** 90.0 (9-10) vs. Wisconsin (4/4/15)  
**Shot 100% from FT Line:** 11-11 vs. Florida, 2/7/12  
**Shot 50% or less from FT line:** .435 (10-23) at Vanderbilt, 2/27/16

- Attempted 40 FT:** vs. Arkansas (40), 1/7/17  
**Attempted five or less FT:** vs. South Carolina (4) 1/21/06  
**Made 30 FT:** 30 vs. Auburn, 3/14/15 (30-35)

## 3-POINTERS

- Hit 10 3-pointers:** 11 vs. Auburn, 1/14/17 (11-19)  
**Hit 11 3-pointers:** 11 vs. Auburn, 1/14/17 (11-19)  
**Hit 12 3-pointers:** 13 vs. Texas A&M, 1/3/17 (13-25)  
**Hit 13 3-pointers:** 13 vs. Texas A&M, 1/3/17 (13-25)  
**Hit 14 3-pointers:** 15 vs. Georgia, 3/1/12 (15-27)  
**Hit 15 3-pointers:** 15 vs. Georgia, 3/1/12 (15-27)  
**Hit 16 3-pointers:** 16 vs. UNC-Asheville, 12/23/96 (16-33)  
**Hit 17 3-pointers:** 20 vs. LSU, 3/4/95 (20-35)  
**Hit 18 3-pointers:** 20 vs. LSU, 3/4/95 (20-35)  
**Hit 19 3-pointers:** 20 vs. LSU, 3/4/95 (20-35)  
**Hit 20 3-pointers:** 20 vs. LSU, 3/4/95 (20-35)  
**Hit 21 3-pointers:** 21 vs. North Carolina, 12/27/89 (21-48)  
**Hit 22 3-pointers:** Never

## SCORING MARGINS

- Won game by 50 points or more:** 58 vs. Montana State (W, 86-28) 11/23/14  
**Won game by 60 points or more:** 62 vs. Vanderbilt (W, 106-44) 3/5/03  
**Won game by 70 points or more:** 74 vs. Tennessee-Martin (W, 124-50) 11/26/94  
**Lost game by 30 points or more:** 30 at Tennessee (L, 88-58) 2/16/13  
**Lost game by 40 points or more:** 41 at Vanderbilt (L, 93-52) 2/12/08  
**Lost game by 50 points or more:** 55 at Kansas (L, 150-95) 12/9/89  
**Lost game by 60 points or more:** 70 vs. Central (L, 87-17) 1/28/1910  
**Lost game by 70 points or more:** 70 vs. Central (L, 87-17) 1/28/1910  
**Game decided by one point:** vs. Wisconsin, 4/5/14 (W, 74-73)  
**Game decided by two points:** at Tennessee 1/24/17 (L, 82-80)  
**Game decided by three points:** at Louisville, 12/21/16 (L, 73-70)  
**Two consecutive games decided by one point:** vs. North Carolina (W, 73-72) 12/3/11 and at Indiana (L, 73-72) 12/10/11  
**Three consecutive games decided by one point:** Never  
**Two consecutive games decided by two points:** at Ole Miss (L, 71-69) 2/1/11 and Florida (L, 70-68) 2/5/11  
**Came back from 10-point deficit for win:** W, 90-81 (OT) vs. Georgia. (1/31/17); Trailed by 14 at 19-5 (14:07 in 1st)  
**Came back from 11-point deficit for win:** W, 90-81 (OT) vs. Georgia. (1/31/17); Trailed by 14 at 19-5 (14:07 in 1st)  
**Came back from 12-point deficit for win:** W, 90-81 (OT) vs. Georgia. (1/31/17); Trailed by 14 at 19-5 (14:07 in 1st)  
**Came back from 13-point deficit for win:** W, 90-81 (OT) vs. Georgia. (1/31/17); Trailed by 14 at 19-5 (14:07 in 1st)  
**Came back from 14-point deficit for win:** W, 90-81 (OT) vs. Georgia. (1/31/17); Trailed by 14 at 19-5 (14:07 in 1st)  
**Came back from 15-point deficit for win:** W, 72-70 vs. Miami (Ohio) (11/16/09); Trailed by 18 at 36-18 (7:04 in 1st)  
**Came back from 16-point deficit for win:** W, 72-70 vs. Miami (Ohio) (11/16/09); Trailed by 18 at 36-18 (7:04 in 1st)  
**Came back from 17-point deficit for win:** W, 72-70 vs. Miami (Ohio) (11/16/09); Trailed by 18 at 36-18 (7:04 in 1st)

- Came back from 18-point deficit for win:** W, 72-70 vs. Miami (Ohio) (11/16/09); Trailed by 18 at 36-18 (7:04 in 1st)  
**Came back from 19-point deficit for win:** W, 80-77 vs. Florida (3/2/94); Trailed by 19 at 33-14 (7:00 in 1st)  
**Came back from 20-point deficit for win:** W, 99-95 at LSU (2/15/94); Trailed by 31 at 68-37 (15:34 in 2nd)  
**Came back from 30-point deficit for win:** W, 99-95 at LSU (2/15/94); Trailed by 31 at 68-37 (15:34 in 2nd)  
**Came back from 31-point deficit for win:** W, 99-95 at LSU (2/15/94); Trailed by 31 at 68-37 (15:34 in 2nd)

## REBOUNDS

- Pulled down 50 rebounds:** 59 (20-39) vs. Arizona State, 11/28/16  
**Pulled down 55 rebounds:** 59 (20-39) vs. Arizona State, 11/28/16  
**Pulled down 60 rebounds:** 62 (19-43) vs. Morehead State, 12/16/96

## OVERTIME GAMES

- Played an overtime game:** vs. Georgia, 1/31/17 (W, 90-81 OT)  
**Won an overtime game:** vs. Georgia, 1/31/17 (W, 90-81 OT)  
**Played an SEC overtime game:** vs. Georgia, 1/31/17 (W, 90-81 OT)  
**Won an SEC overtime game:** vs. Georgia, 1/31/17 (W, 90-81 OT)  
**Lost an overtime game:** at Texas A&M, 2/20/16 (L, 79-77 OT)  
**Lost an SEC overtime game:** at Texas A&M, 2/20/16 (L, 79-77 OT)  
**Played an overtime game in SEC Tournament:** vs. Texas A&M, 3/13/16 (W, 82-77 OT)  
**Won an overtime game in SEC Tournament:** vs. Texas A&M, 3/13/16 (W, 82-77 OT)  
**Played two overtimes:** at Texas A&M, 1/10/15 (W, 70-64 2ot)  
**Played three overtimes:** vs. Temple 12/7/57 (W, 85-83)  
**Played four overtimes:** Never played four overtime game  
**Played consecutive games that went to overtime:** 1/6/15 vs. Ole Miss (W, 89-86) and 1/10/15 at Texas A&M (70-64)







The **GREATEST** tradition in the history of college basketball.

### FAST FACTS

Year Opened:	1976
First Game:	Nov. 27, 1976
All-Time Record:	558-66 (.894)
Record Under Coach Cal:	131-6 (.956)
Capacity:	23,000
Record Crowd:	24,479 (Jan. 20, 2010)
Longest Winning Streak:	54 (11/9/10-12/1/12)
Current Winning Streak:	2

### YEAR-BY-YEAR RECORDS

Season	W-L	Pct.	Start
2016-17	12-2	.857	5-0
2015-16	17-0	1.000	17-0
2014-15	19-0	1.000	19-0
2013-14	16-2	.889	14-0
2012-13	16-2	.889	3-0
2011-12	18-0	1.000	18-0
2010-11	15-0	1.000	15-0
2009-10	18-0	1.000	18-0
2008-09	12-6	.667	3-0
2007-08	14-4	.778	1-0
2006-07	14-2	.875	10-0
2005-06	10-5	.667	4-0
2004-05	14-1	.933	7-0
2003-04	11-2	.846	3-0
2002-03	12-1	.923	1-0
2001-02	12-3	.800	0-1
2000-01	11-1	.917	0-1
1999-2000	14-0	1.000	14-0
1998-99	12-1	.923	6-0
1997-98	9-3	.750	4-0
1996-97	12-1	.923	12-0
1995-96	13-0	1.000	13-0
1994-95	12-1	.923	2-0
1993-94	13-1	.929	11-0
1992-93	16-0	1.000	16-0
1991-92	15-2	.882	1-0
1990-91	13-0	1.000	13-0
1989-90	13-2	.867	5-0
1988-89	8-6	.571	0-1
1987-88	14-2	.875	8-0
1986-87	13-2	.867	5-0
1985-86	18-0	1.000	18-0
1984-85	11-3	.786	1-0
1983-84	16-0	1.000	16-0
1982-83	14-1	.933	8-0
1981-82	15-1	.938	15-0
1980-81	15-0	1.000	15-0
1979-80	12-3	.800	6-0
1978-79	11-4	.733	3-0
1977-78	16-0	1.000	16-0
1976-77	12-2	.857	4-0
<b>Total</b>	<b>558-66</b>	<b>.894</b>	

### NEED-TO-KNOW NOTES

#### Cats Rock at Rupp

UK has won 214 of its last 243 home games, including a 54-game winning streak in the venerable arena to begin the John Calipari era and a recent 42-game winning streak. All-time, the Wildcats are 558-66 (.894) in Rupp Arena. Among the most notable marks of dominance in the nation's toughest venue to play include:

- The Wildcats are 299-40 (.882) in regular-season SEC games in the building
- Kentucky set a new program home record of 19 wins in 2014-15
- The Wildcats have gone undefeated at home in five of John Calipari's seven seasons, including 2014-15 and 2015-16
- Overall, UK has posted a perfect mark in 13 of Rupp Arena's 40 seasons

#### Cal Owns Longest Win Streaks in Rupp

With UK's 2011-12 season-opening victory over Marist, UK head coach John Calipari recorded his 34th consecutive win in Rupp Arena as UK's head coach. It broke former UK head coach Rick Pitino's longest streak of 33 games in the venue.

The winning streak reached as long as 54 games. Calipari didn't suffer his first loss in Rupp Arena until losing to Baylor in his fourth season. The 54-game run, however, was his longest career winning streak. He also had the second-longest streak in the arena as the Cats won 42 straight from March 4, 2014 to Nov. 25, 2016.

#### Pack the House

Kentucky has led the nation in average home attendance in 18 of the last 21 seasons, including a Rupp Arena record of 24,110 in John Calipari's first season (2009-10) as head coach.

- Kentucky averaged 23,362 fans during the 2015-16 season
- UK has averaged 23,000 or more fans in six of Calipari's seven seasons

#### The Top-Ranked Team at Home

Kentucky has lost just three times at home as the Associated Press top-ranked team in the history of the program and just twice in Rupp Arena. Prior to the loss to UCLA by three on Dec. 3, the other two losses came by just one point.

The Wildcats are 53-2 all-time as the AP No. 1 team in Rupp Arena since its opening in 1976. The first loss was to Auburn, 53-52, on Jan. 9, 1988.

#### Coach Cal in Rupp Arena

It's been downright difficult to beat the Wildcats at Rupp Arena during the John Calipari era. UK is 131-6 (.956) at Rupp Arena under Calipari.

- UK is 17-3 (.850) vs. ranked opponents in Rupp in the Calipari era
- The Wildcats are 114-3 (.974) vs. unranked teams in Rupp under Calipari
- UK is 68-3 (.958) at home vs. nonconference foes under Calipari
- Calipari notched his 100th career win at Rupp Arena as UK's coach with the Wildcats' 110-75 rout of Auburn on Feb. 21, 2014. It took Calipari just 104 games to reach the century mark at home, the fastest of any UK coach

#### Cal Passes Hall for Rupp Record

With a 101-70 victory over Cleveland State on Nov. 23, John Calipari passed former UK head coach Joe B. Hall for the wins in Rupp Arena history.

Calipari currently has 131 victories inside the historic venue. Hall won 122.

### TOP 10 ATTENDANCES

No.	Att.	Opponent	Date	Result
1	24,479	Louisville	1/20/10	W, 71-62
2	24,468	North Carolina	12/5/09	W, 68-66
3	24,465	Florida	2/10/07	L, 64-61
4	24,459	Florida	2/4/03	W, 70-55
5	24,432	Louisville	12/17/05	W, 73-61
6	24,428	Florida	3/7/15	W, 67-50
7	24,425	Florida	2/15/14	L, 69-59
8	24,418	Kansas	1/28/17	L, 79-73
9	24,416	Arkansas	2/28/15	W, 84-67
10	24,414	LSU	3/5/16	W, 94-77

### 2016-17 ATTENDANCES

No.	Att.	Opponent	Date	Result
1	24,418	Kansas	1/28/17	L, 79-73
2	24,389	South Carolina	1/21/17	W, 85-69
3	24,372	Auburn	1/14/17	W, 92-72
4	24,322	Arkansas	1/7/17	W, 97-71
5	23,976	UCLA	12/3/16	L, 97-92
6	23,814	Georgia	1/31/17	W, 90-81 (OT)
7	23,657	LSU	2/7/17	W, 92-85
8	23,455	Texas A&M	1/3/17	W, 100-58
9	23,324	UT Martin	11/15/16	W, 111-76
10	22,683	SFA	11/11/16	W, 87-64





**UK VS. AP RANKED FOES**

**In John Calipari Era (2009-Present)**

**47-21**

at No. 24 Florida	Feb. 4, 2017	L, 88-66
vs. No. 2 Kansas	Jan. 28, 2017	L, 79-73
vs. No. 24 S. Carolina	Jan. 21, 2017	W, 85-69
at No. 10 Louisville	Dec. 21, 2016	L, 73-70
vs. No. 7 North Carolina (Las Vegas)	Dec. 17, 2016	W, 103-100
vs. No. 11 UCLA	Dec. 3, 2016	L, 97-92
vs. No. 13 Michigan St. (New York)	Nov. 15, 2016	W, 69-48
vs. No. 14 Indiana	March 19, 2016	L, 73-67
vs. No. 17 Texas A&M (SECT)	March 13, 2016	W, 82-77
at No. 4 Kansas	Jan. 30, 2016	L, 90-84
vs. No. 16 Louisville	Dec. 27, 2015	W, 75-73
vs. No. 5 Duke (Chicago)	Nov. 17, 2015	W, 74-63
vs. No. 3 Wisconsin (NCAA)	April 4, 2015	L, 71-64
vs. No. 8 Notre Dame (NCAA)	March 28, 2015	W, 68-66
vs. No. 20 W. Virginia (NCAA)	March 26, 2015	W, 78-39
vs. No. 18 Arkansas (SECT)	March 15, 2015	W, 78-63
vs. No. 18 Arkansas	Feb. 28, 2015	W, 84-67
at No. 4 Louisville	Dec. 27, 2014	W, 58-50
vs. No. 21 North Carolina	Dec. 13, 2014	W, 84-70
vs. No. 6 Texas	Dec. 5, 2014	W, 63-51
vs. No. 5 Kansas (Indianapolis)	Nov. 18, 2014	W, 72-40
vs. No. 18 UConn (NCAA)	April 7, 2014	L, 60-54
vs. No. 12 Wisconsin (NCAA)	April 5, 2014	W, 74-73
vs. No. 7 Michigan (NCAA)	March 30, 2014	W, 75-72
vs. No. 5 Louisville (NCAA)	March 28, 2014	W, 74-69
vs. No. 2 Wichita St. (NCAA)	March 23, 2014	W, 78-76
vs. No. 1 Florida (SECT)	March 16, 2014	L, 61-60
at No. 1 Florida	March 8, 2014	L, 84-65
vs. No. 3 Florida	Feb. 15, 2014	L, 69-59
vs. No. 4 Louisville	Dec. 28, 2013	W, 73-66
at No. 18 North Carolina	Dec. 14, 2013	L, 82-77
vs. No. 20 Baylor (Dallas)	Dec. 6, 2013	L, 67-62
vs. No. 2 Michigan St. (Chicago)	Nov. 12, 2013	L, 78-74
vs. No. 11 Florida	March 9, 2013	W, 61-57
at No. 7 Florida	Feb. 12, 2013	L, 69-52
at No. 16 Ole Miss	Jan. 29, 2013	W, 87-74
at No. 4 Louisville	Dec. 29, 2012	L, 80-77
vs. No. 9 Duke (Atlanta)	Nov. 13, 2012	L, 75-68
vs. No. 6 Kansas (NCAA)	April 2, 2012	W, 67-59
vs. No. 17 Louisville (NCAA)	March 31, 2012	W, 69-61
vs. No. 9 Baylor (NCAA)	March 25, 2012	W, 82-70
vs. No. 16 Indiana (NCAA)	March 23, 2012	W, 87-71
vs. No. 22 Florida	March 10, 2012	W, 74-71
at No. 16 Florida	March 4, 2012	W, 74-59
vs. No. 8 Florida	Feb. 7, 2012	W, 78-58
vs. No. 4 Louisville	Dec. 31, 2011	W, 69-62
vs. No. 5 North Carolina	Dec. 3, 2011	W, 73-72
vs. No. 12 Kansas (New York)	Nov. 15, 2011	W, 75-65
vs. No. 9 UConn (NCAA)	April 2, 2011	L, 56-55
vs. No. 7 N. Carolina (NCAA)	March 27, 2011	W, 76-69
vs. No. 1 Ohio State (NCAA)	March 25, 2011	W, 62-60
vs. No. 22 W. Virginia (NCAA)	March 19, 2011	W, 71-63
vs. No. 12 Florida (SECT)	March 13, 2011	W, 70-54
vs. No. 21 Vanderbilt	March 1, 2011	W, 68-66
vs. No. 13 Florida	Feb. 26, 2011	W, 76-68
at No. 21 Vanderbilt	Feb. 12, 2011	L, 81-77
at No. 22 Louisville	Dec. 31, 2010	W, 78-63
vs. No. 23 N. Dame (Louisville)	Dec. 8, 2010	W, 72-58
vs. No. 13 Washington (Mau)	Nov. 23, 2010	W, 74-67
vs. No. 6 W. Virginia (NCAA)	March 27, 2010	L, 73-66
vs. No. 15 Tennessee (SECT)	March 13, 2010	W, 74-45
at No. 19 Tennessee	Feb. 27, 2010	L, 74-65
at No. 17 Vanderbilt	Feb. 20, 2010	W, 58-56
vs. No. 12 Tennessee	Feb. 13, 2010	W, 73-62
vs. No. 25 Ole Miss	Feb. 2, 2010	W, 85-75
vs. No. 21 Vanderbilt	Jan. 30, 2010	W, 85-72
vs. No. 14 UConn (New York)	Dec. 9, 2009	W, 64-61
vs. No. 10 North Carolina	Dec. 5, 2009	W, 68-66

**Calipari's Record at UK vs:**

vs. No. 1	1-2
vs. Top 3	2-6
vs. Top 5	9-8
vs. Top 10	18-13
vs. Top 15	28-15
vs. Top 20	36-19
vs. Top 25	47-21
Home	17-3
Away	5-9
Neutral	25-9
SEC Tourney	4-1
NCAA Tourney	13-5

**First-Ballot Hall of Famer**

Kentucky men's basketball coach John Calipari joined basketball's fraternity of legends in September 2015 after being elected to the Naismith Memorial Basketball Hall of Fame on the first ballot.

Calipari joined an elite group of basketball players and coaches in the Naismith Hall of Fame, considered to be one of the ultimate honors in the sport.

The Class of 2015 included Calipari, Dick Bevetta, Wildcat Louie Dampier, Lindsay Gaze, Tom Heinsohn, John Isaacs, Spencer Haywood, Lisa Leslie, Dikembe Mutombo, George Raveling and JoJo White.

**Calipari Wins 200th Career Game at UK in Record Time**

With a thrilling 75-73 victory over rival Louisville on Dec. 26, 2015, John Calipari captured his 200th career win at Kentucky faster than any coach in UK history -- and nearly faster than anyone has ever done it at any other school.

Calipari reached the 200-win plateau in his 240th career game at Kentucky. Rick Pitino, previously the fastest to 200 wins at UK prior to Calipari, didn't capture his 200th Wildcat win until his 249th game. The legendary Adolph Rupp reached 200 during his 250th game.

Not only did Calipari reach the 200-win mark in record pace at Kentucky, he also nearly set the all-time Division I mark. With the win over U of L, he became the second-fastest Division I men's basketball coach to reach 200 victories at a single school, behind only LIU-Brooklyn's Clair Bee, who achieved the feat in 231 games.

Calipari is one of just 11 head coaches in Division I men's basketball history with at least 200 victories at two different schools and just the fifth coach at Kentucky to reach the 200-win plateau.

He's currently the only coach in NCAA history with at least 189 victories at three different schools.

Here's a look at some of the more impressive numbers in Calipari's journey to 200 wins:

- UK beat Florida more than anyone else during the first 200 wins, defeating the Gators 11 times
- Likewise, Kentucky beat Louisville (eight times) more than any other nonconference opponent
- Calipari defeated 89 different Division I schools (25.4 percent) of current Division I schools) during the run
- A total of 176 wins came with UK ranked in the AP Top 25, and 66 of them were while UK was No. 1

**UMass Raises Banner in Calipari's Honor**

As part of a 20th anniversary celebration of the UMass men's basketball 1995-96 Final Four team, the UMass Department of Athletics honored John Calipari on Dec. 16, 2015, prior to its game against New Orleans by raising a banner into the rafters at the Mullins Center.

Calipari's banner joined the retired jerseys of five all-time Minutemen: George "Trigger" Burkey, Marcus Camby, Julius "Dr. J" Erving, Lou Roe and Al Skinner.

- Calipari began his head coaching career at UMass where he turned the Minutemen into a national powerhouse from 1988-96
- In addition to the 1995-96's team's 35-2 record and the Final Four appearance, Calipari led the Minutemen to the 1991-92 NCAA Sweet 16, the 1992-93 and 1993-94 NCAA second round, and the 1994-95 NCAA Elite Eight. UMass won five straight Atlantic 10 titles during that span as well

**Nearly Unanimous**

John Calipari collected nearly every major national coach of the year award after guiding the historic 2014-15 Wildcats to a perfect regular season and eventually a fourth Final Four appearance in five seasons. Among the awards Calipari won in 2014-15:

- Associated Press National Coach of the Year
- Naismith National Coach of the Year
- NABC National Coach of the Year
- The Sporting News National Coach of the Year
- Adolph Rupp National Coach of the Year
- SEC Coach of the Year
- 2015 USBWA District IV Coach of the Year

**600 On-Court Victories**

With a win over No. 5 Kansas on Nov. 18, 2014, John Calipari claimed his 600th on-court victory as a Division I head coach. He became the 13th active Division I coach to achieve the feat.

**Calipari at No. 1**

John Calipari is one of just two coaches (Frank McGuire) to lead three programs to a No. 1 ranking. With UK's No. 1 ranking in 2016-17, Calipari has guided six of his last eight and seven of his last 10 teams to the No. 1 ranking (and the ninth time he's done it overall).

When Coach Cal's teams have been at the top, they're been difficult to knock off:

- Calipari is 110-12 (.902) as the top-ranked Associated Press Top 25 coach in the country
- He's 69-7 (.908) when his team is at the top of the AP Top 25 as UK's head coach

**AHEAD OF THE BARON OF THE BLUEGRASS**

- Legendary coach Adolph Rupp won 876 career games while he was the coach of UK. He also led Kentucky to five NCAA titles during his 41-year tenure.
- John Calipari is ahead of the pace with the legend as far as victories to begin his career at UK. Also, Calipari (.820) is only slightly behind Rupp (.822) in total UK career winning percentage.

Coach	Games	Record	Next Game (290th Game)
John Calipari	289	237-52	Feb. 14 vs. Tennessee
Adolph Rupp	289	231-58	def. Tulane 62-46 (March 4, 1944)
Tubby Smith	289	228-61	def. UCF 59-57 (Jan. 3, 2006)
Rick Pitino	270	220-50	End of UK coaching career at 270th game
Joe B. Hall	289	219-70	lost to Auburn 83-81 (Feb. 3, 1982)





- Calipari tallied a 32-4 mark at UMass when the Minutemen were No. 1 and he was 9-1 at Memphis when he had the Tigers at the pinnacle of the rankings
- Calipari (110) trails only Duke's Mike Krzyzewski (193) in active coaches with victories as the No. 1 head coach
- Calipari has coached 122 career games as a No. 1 team, the fourth most in NCAA history, trailing John Wooden (228), Krzyzewski (233) and Adolph Rupp (131)
- Among coaches who have owned a No. 1 ranking in at least 119 games, Calipari's winning percentage of .902 trails only Wooden (.952), and is ahead of active coaches Krzyzewski (.870) and Roy Williams (.849)

**There's No Place Like Home**

Since the 2000 season, John Calipari-coached teams have posted a 284-24 (.922) record at home. At UK, Coach Cal is 131-6 (.956) in Rupp Arena.

In five of Calipari's eight seasons at Kentucky, the Wildcats have posted an undefeated record at home, including a school-record 19-0 mark during the 2014-15 season.

Calipari owns both of UK's longest winning streaks in the arena. He began his career at UK with a 54-game winning streak at Rupp Arena. It was the longest winning streak since the arena opening in 1976. With a win over Georgia on Feb. 9, 2016, he secured the second-longest streak in the storied building at 34 games.

Coach	Streak (Yrs)
1. John Calipari	54 (2010-13)
2. John Calipari	42 (2014-17)
3. Rick Pitino	33 (1992-94)
4. Joe B. Hall	30 (1981-82)
5. Rick Pitino	27 (1995-97)

**Life on the Road Isn't So Bad Either**

As good as John Calipari's team's have been at home, they're nearly as good in hostile environments on the road. Dating back to the 2005-06 season, Calipari has recorded a 84-37 (.694) record on the road.

**Calipari Unrivaled in Conference**

John Calipari has won 14 league championships (including the 2010, 2012, 2015 and 2016 SEC championships) seven more than the next-closest coach in the SEC (Ben Howland has seven conference titles). With a 2016 SEC Tournament championship, Calipari now owns 13 conference tournament titles, eight more than his closest competitor (Howland).

He's tallied a 313-93 (.771) all-time record within conference play as a head coach and owns a 105-25 (.808) record since joining the SEC.

**30 is the new 20**

With a road win at Alabama on Feb. 11, John Calipari notched his 23rd consecutive season of 20 or more on-court wins as a collegiate head coach. He leads all active coaches with that streak, ahead of Mike Krzyzewski of Duke (21), Bill Self (19) and Jim Boeheim (17).

More impressive, Calipari has nine seasons with 30 or more on-court wins. Only Mike Krzyzewski (13) and Roy Williams (10) have more.

Calipari became the first coach in NCAA Division I history to record five straight on-court 30-win seasons, notching 30 straight in consecutive seasons from 2005-06 to 2009-10.

**The Success Rate**

John Calipari has graduated 100 percent of the players (14 of 14) who have been eligible to receive their diploma by the end of their senior years and exhausted their athletic eligibility. Of that group, Patrick Patterson, Jarrod Polson and Alex Poysthress completed their degrees in three years.

In the NCAA's APR, which measures eligibility, retention and graduation, UK has posted a single-year Academic Progress Rate of 977 or higher in every season under Calipari, including a perfect 1,000 in the last three single-year reports. Kentucky's four-year composite score in the most recent report, which was released in June, was a 1,000, earning the team an NCAA academic award for the second year in a row for finishing in the top 10 percent of Division I men's basketball programs.

Under Calipari, the team (scholarship competing players) has also posted a 3.0 grade-point average or better in seven of the last 12 semesters.

**Dream Maker**

As someone who prides himself on helping young men reach their dreams, Coach Cal has helped 39 players get selected in the NBA Draft during his college coaching career, including 28 over his first seven seasons at Kentucky, which is more than double any other coach.

- Four No. 1 overall selections (Derrick Rose, John Wall, Anthony Davis and Karl-Anthony Towns) during the nine drafts

**CALIPARI AT NO. 1**

**Record as AP Top-Ranked Coach Since 2009-10**

Coach	Schools	Records
1. John Calipari	Kentucky	69-7
2. Bill Self	Kansas	37-6
3. Mike Krzyzewski	Duke	28-5
4. Jay Wright	Villanova	15-3
5. Jim Boeheim	Syracuse	15-4
6. Tom Crean	Indiana	14-3
7. Thad Matta	Ohio State	13-2
8. Sean Miller	Arizona	12-1
9. Billy Donovan	Florida	11-1
10. Tom Izzo	Michigan State	9-2

**Record as AP Top-Ranked Coach Active**

Coach	Schools	Records
1. Mike Krzyzewski	Duke	193-29
2. John Calipari	UK, Memphis, UMass	110-12
3. Roy Williams	UNC, Kansas	95-18
4. Bill Self	Kansas	39-7
5. Bruce Weber	Illinois	30-2
6. Jim Boeheim	Syracuse	24-5
7. Thad Matta	Ohio State	22-3
8. Bob Huggins	Cincinnati	20-4
9. Jay Wright	Villanova	15-3
10. Tom Crean	Indiana	14-3

*through games on Feb. 11, 2017*

**CALIPARI'S DRAFT PICKS**

Player (School)	Round	Year (Overall)
Eric Bledsoe (UK)	First	2010 (18)
Devin Booker (UK)	First	2015 (13)
Antonio Burks (MEM)	Second	2004 (36)
Marcus Camby (UMASS)	First	1996 (2)
Rodney Carney (MEM)	First	2006 (16)
DeMarcus Cousins (UK)	First	2010 (5)
Willie Cauley-Stein (UK)	First	2015 (6)
Anthony Davis (UK)	First	2012 (1)
Joey Dorsey (MEM)	Second	2008 (33)
C. Douglas-Roberts (MEM)	Second	2008 (40)
Robert Dozier (MEM)	Second	2009 (60)
Tyreke Evans (MEM)	First	2009 (4)
Archie Goodwin (UK)	First	2013 (29)
Josh Harrellson (UK)	Second	2011 (45)
Andrew Harrison (UK)	Second	2015 (44)
Dakari Johnson (UK)	Second	2015 (48)
Terrence Jones (UK)	First	2012 (18)
Enes Kanter (UK)	First	2011 (3)
Michael Kidd-Gilchrist	First	2012 (2)
Brandon Knight (UK)	First	2011 (8)
Skal Labissiere (UK)	First	2016 (28)
Doron Lamb (UK)	Second	2012 (42)
DeAndre Liggins (UK)	Second	2011 (53)
Trey Lyles (UK)	First	2015 (12)
Darius Miller (UK)	Second	2012 (46)
Jamal Murray (UK)	First	2016 (7)
Nerlens Noel (UK)	First	2013 (6)
Daniel Orton (UK)	First	2010 (29)
Patrick Patterson (UK)	First	2010 (14)
Julius Randle (UK)	First	2014 (7)
Lou Roe (UMass)	Second	1995 (30)
Derrick Rose (MEM)	First	2008 (1)
Marquis Teague (UK)	First	2012 (29)
Karl-Anthony Towns (UK)	First	2015 (1)
Tyler Ulis (UK)	Second	2016 (34)
Dajuan Wagner (MEM)	First	2002 (6)
John Wall (UK)	First	2010 (1)
Shawne Williams (MEM)	First	2006 (17)
James Young (UK)	First	2014 (17)

**TRACKING UK HEAD COACHES**

First 50 Games	First 100 Games	First 150 Games	First 200 Games	First 250 Games
Calipari 45-5	Rupp 89-11	Rupp 125-25	Rupp 163-37	Calipari 206-44
Smith 45-5	Calipari 87-13	Calipari 124-26	Calipari 163-37	Pitino 203-47
Rupp 43-7	Smith 80-20	Smith 116-34	Pitino 157-43	Rupp 199-51
Hall 32-18	Pitino 73-27	Pitino 114-36	Smith 154-46	Smith 197-53
Pitino 31-19	Hall 67-33	Hall 110-40	Hall 148-52	Hall 189-61







from 2008 to 2016. No other coach has more than two No. 1 picks

- In 2010, five of his UK players were selected in the first round in NBA history
- His six players in the 2012 and 2015 NBA drafts are the most in the two-round era
- Churned out 28 NBA Draft picks, 21 first-rounders, three No. 1 overall selections, six top-five picks and 14 lottery picks at Kentucky
- Of the 41 players who have finished their college careers at Kentucky under Calipari, 28 have been selected in the NBA Draft (68.3 percent)
- Of the 18 players at UK who have declared for the NBA Draft after their freshman seasons, all 18 have been first-round picks. He is 22 for 22 in that regard when including his players from Memphis
- Dating back to the 2008 draft, 33 players under Coach Cal have been taken in the NBA Draft, including 23 first-rounders
- Only coach to produce the top two picks in the same draft (2012 - Anthony Davis and Michael Kidd-Gilchrist)
- Produced a top-10 pick in nine straight drafts since 2008. No other school has had a first-rounder in each of the last nine drafts

**Developing Talent**

John Calipari hasn't just signed the best talent in the country while he's been at Kentucky; he's been the best at developing that talent and getting it ready for the next level.

Of the 24 top-25 players Kentucky has signed and have completed their college eligibility, 21 were drafted and 18 were selected in the first round. Those draft numbers don't include Isaiah Briscoe or any of the 2016 or 2017 classes, all of whom are still in school or will attend school.

But that's only half the story. Calipari's players don't just make it to the pros; they're better prepared than anyone else. The proof is in the numbers.

Over the course of his career, Calipari's more than 40 NBA pros have made approximately \$1.2 billion in NBA contracts alone, which doesn't include endorsement deals and overseas contracts. Of the players currently playing in the NBA, they've earned approximately \$1 billion in guaranteed contracts.

**Double-Digit Win Streaks**

Kentucky's 38-game winning streak in 2014-15 was historic, but it wasn't completely out of the norm for John Calipari. It was the 17th streak of Calipari's career where his teams have won 10 or more consecutive games during the season, the sixth where they have won 20 or more, the fifth where they have won 25 or more, the first where they have won 30 or more, and the first with 35 or more. Here's a list of all of them:

1. 38 Kentucky, 2014-15
2. 27 Memphis, 2008-09
3. 26 Memphis, 2007-08  
26 UMass, 1995-96
5. 25 Memphis, 2006-07
6. 24 Kentucky, 2011-12
7. 19 Kentucky, 2009-10
8. 16 UMass, 1994-95
9. 15 Memphis, 2005-06
10. 14 UMass, 1991-92
11. 12 Memphis, 2007-08  
12 Memphis, 2002-03  
12 UMass, 1992-93
14. 11 Memphis, 2003-04
15. 10 Memphis, 2001-02  
10 UMass, 1993-94  
10 Kentucky, 2010-11

**Calipari Knows Defense**

John Calipari's 2014-15 Kentucky Wildcat team was heralded as one of the best defensive teams ever. However, defense has always been a staple of Calipari-coached teams. Dating back to complete NCAA records beginning in 2001-02, Calipari's teams have been among national leaders in several critical defensive categories.

Year	FG % Def.	Rebound Margin	Scoring Margin	Blocks
2001-02 (UM)	13th (39.5)	11th (+6.6)	15th (+11.2)	54th (4.4)
2002-03 (UM)	28th (40.6)	44th (+4.1)	32nd (+8.0)	26th (5.1)
2003-04 (UM)	34th (40.5)	58th (+3.4)	48th (+7.1)	20th (5.0)
2004-05 (UM)	<b>4th (38.4)</b>	75th (+2.9)	62nd (+5.9)	13th (5.4)
2005-06 (UM)	<b>2nd (38.0)</b>	<b>9th (+6.7)</b>	<b>5th (+14.6)</b>	<b>8th (6.4)</b>
2006-07 (UM)	12th (39.0)	28th (+5.3)	<b>5th (+5.8)</b>	12th (5.9)
2007-08 (UM)	12th (39.1)	16th (+6.2)	<b>2nd (+18.0)</b>	<b>8th (6.1)</b>
2008-09 (UM)	<b>1st (37.1)</b>	19th (+6.1)	<b>2nd (+16.3)</b>	<b>7th (6.0)</b>
2009-10 (UK)	<b>3rd (37.8)</b>	<b>4th (+8.1)</b>	<b>6th (+14.3)</b>	<b>4th (7.2)</b>
2010-11 (UK)	15th (39.4)	60th (+3.6)	13th (+11.4)	<b>3rd (6.3)</b>
2011-12 (UK)	<b>1st (37.4)</b>	12th (+6.8)	<b>1st (+16.8)</b>	<b>1st (8.6)</b>
2012-13 (UK)	30th (39.2)	48th (+4.3)	48th (+8.2)	<b>3rd (6.6)</b>
2013-14 (UK)	59th (41.1)	<b>2nd (+9.4)</b>	43rd (+8.2)	13th (5.9)
2014-15 (UK)	<b>1st (35.4)</b>	15th (+6.8)	<b>1st (+20.1)</b>	<b>2nd (6.9)</b>
2015-16 (UK)	24th (39.7)	39th (+5.2)	17th (+11.4)	<b>6th (5.8)</b>
2016-17 (UK)*	150th (43.0)	55th (+4.78)	<b>6th (+15.6)</b>	<b>11th (5.8)</b>

\*rankings through Feb. 11, 2017

**RECRUITING TRAIL**

The Wildcats have signed more top-25 players over the past eight seasons than any other school under John Calipari's leadership. A quarter of all Rivals' top-10 prospects nationally over the past nine classes have signed with Coach Cal and the Cats.

PLAYER (YEAR)	ESPN	RIVALS	SCOUT	MCD	JB
Shai Gilgeous-Alexander ('17)	43	32	46		
Hamidou Diallo ('17)	11	10~	10		
Quade Green ('17)	21	23	24	Y	
Nick Richards ('17)	12	16	16	Y	
P.J. Washington ('17)	16	11	13	Y	
Bam Adebayo ('16)	5	7	11	Y	Y
Brad Calipari ('16)	NR	NR	NR		
De'Aaron Fox ('16)	6	6	6	Y	Y
Wenyen Gabriel ('16)	14	13	12	Y	Y
Sacha Killeya-Jones ('16)	24	24	27	Y	
Malik Monk ('16)	9	9	13	Y	Y
Tai Wynyard ('16)	NR	NR	NR		
Isaiah Briscoe ('15)	13	9	15	Y	Y
Isaac Humphries ('15)	49*	35*	50		
Skal Labissiere ('15)	11	4	3		Y
Charles Matthews ('15)	47	57	62		Y
Jamal Murray ('15)	NA^	9	12		
Devin Booker ('14)	18	30	31	Y	Y
Trey Lyles ('14)	7	8	8	Y	Y
Karl-Anthony Towns ('14)	6	11	11	Y	Y
Tyler Ulis ('14)	33	33	29	Y	Y
Aaron Harrison ('13)	9	7	6	Y	Y
Andrew Harrison ('13)	5	5	5	Y	Y
Dominique Hawkins ('13)	NR	NR	NR		
Dakari Johnson ('13)	7	9	17	Y	Y
Marcus Lee ('13)	25	19	24	Y	Y
Julius Randle ('13)	3	2	2	Y	Y
James Young ('13)	8	11	11	Y	Y
Derek Willis ('13)	NR	115	NR		
Archie Goodwin ('12)	15	14	14	Y	Y
Willie Cauley-Stein ('12)	40	40	48		
Julius Mays ('12)	NA#	NA#	NA#		
Nerlens Noel ('12)	1	2	1		Y
Alex Poythress ('12)	13	8	7	Y	Y
Twany Beckham ('11)	NA#	NA#	NA#		
Anthony Davis ('11)	1	2	1	Y	Y
Ryan Harrow ('11)	NA#	NA#	NA#		
M. Kidd-Gilchrist ('11)	4	3	6	Y	Y
Marquis Teague ('11)	8	5	8	Y	Y
Kyle Wiltjer ('11)	19	22	24	Y	Y
Terrence Jones ('10)	9	13	8	Y	Y
Enes Kanter ('10)	25	3	3		
Brandon Knight ('10)	4	6	6	Y	Y
Doron Lamb ('10)	29	21	28	Y	Y
Jarrod Polson ('10)	NA@	NA@	NA@		
Stacey Poole, Jr. ('10)	51	33	67		
Eloy Vargas ('10)	NA	NA	NA		
Eric Bledsoe ('09)	NR	23	37		
DeMarcus Cousins ('09)	4	2	3	Y	Y
Darnell Dodson ('09)	NA#	NA#	NA#		
Jon Hood ('09)	92	40	46		
Daniel Orton ('09)	13	22	17		Y
John Wall ('09)	5	1	2		Y
<b>Top-10 Players</b>	<b>18</b>	<b>21</b>	<b>17</b>		
<b>Top-15 Players</b>	<b>24</b>	<b>26</b>	<b>26</b>		
<b>Top-25 Players</b>	<b>33</b>	<b>35</b>	<b>32</b>		
<b>Top-50 Players</b>	<b>39</b>	<b>41</b>	<b>40</b>		
<b>McDonald's All-Americans</b>				<b>28</b>	
<b>Jordan Brand Classic All-Americans</b>					<b>30</b>

~ - final ranking in the 2017 class before early enrollment  
 \* - ranking according to the 2016 class  
 ^ - reclassified after final rankings were released  
 # - transfer  
 @ - joined team as walk-on





HONORS UNDER COACH CALIPARI

4

**SEC REGULAR-SEASON CHAMPIONSHIPS**  
(2010, 2012, 2015, 2016)

4

**FINAL FOURS**  
(2011, 2012, 2014, 2015)

4

**SEC TOURNAMENT CHAMPIONSHIPS**  
(2010, 2011, 2015, 2016)

2

**National Players of the Year**  
**John Wall (2010);**  
**Anthony Davis (2012)**

4

**No. 1 Draft Picks**  
**Derrick Rose (2008); John Wall**  
**(2010); Anthony Davis (2012);**  
**Karl-Anthony Towns (2015)**

2

**National Freshman Players of the Year**  
**John Wall (2010); Anthony Davis**  
**(2012)**

Collegiate Awards

Former Cal Players in the NBA

All-America Honors

D. Cousins (2010)	AP (1), NABC (2), USBWA (2), SN (2)
John Wall (2010)	AP (1), NABC (2), USBWA (2), SN (2)
Anthony Davis (2012)	AP (1), NABC (2), USBWA (2), SN (2)
M. Kidd-Gilchrist (2012)	AP (3), USBWA (2), NABC (3), SN (2)
Julius Randle (2014)	NABC (3)
W. Cauley-Stein (2015)	NABC (1), USBWA (1), SN (1)
K. Towns (2015)	SN (3)
Tyler Ulis (2016)	AP (1), SN (1), USBWA (2), NABC (2)

SEC Player of the Year

John Wall	2010 (Coaches/AP)
Anthony Davis	2012 (Coaches/AP)
Tyler Ulis	2016 (Coaches/AP)

SEC Defensive Player of the Year

Anthony Davis	2012 (Coaches)
Nerlens Noel	2013 (Coaches)
Willie Cauley-Stein	2015 (Coaches)
Tyler Ulis	2016 (Coaches)

SEC Freshman of the Year

DeMarcus Cousins	2010 (Coaches)
John Wall	2010 (AP)
Terrence Jones	2011 (Coaches/AP)
Anthony Davis	2012 (Coaches/AP)
Nerlens Noel	2013 (Coaches/AP)
Julius Randle	2014 (Coaches/AP)
Karl-Anthony Towns	2015 (Coaches/AP)

SEC Sixth Man of the Year

Darius Miller	2012 (Coaches)
Kyle Wiltjer	2013 (Coaches)
Devin Booker	2015 (Coaches)

CoSIDA Academic All-America

Alex Poythress (2nd)	2016
----------------------	------

All-SEC

D. Cousins (2010)	1st (Coaches/AP)
P. Patterson (2010)	1st (Coaches)/2nd (AP)
John Wall (2010)	1st (Coaches/AP)
Terrence Jones (2011)	1st (Coaches/AP)
Brandon Knight (2011)	1st (Coaches)/2nd (AP)
Anthony Davis (2012)	1st (Coaches/AP)
M. Kidd-Gilchrist (2012)	1st (Coaches/AP)
Terrence Jones (2012)	2nd (Coaches/AP)
Doron Lamb (2012)	2nd (Coaches)
Nerlens Noel (2013)	1st (Coaches/AP)
Julius Randle (2014)	1st (Coaches/AP)
James Young (2014)	2nd (Coaches)
Devin Booker (2015)	2nd (Coaches)
W. Cauley-Stein (2015)	1st (Coaches/AP)
Aaron Harrison (2015)	2nd (Coaches/AP)
K. Towns (2015)	1st (Coaches/AP)
Tyler Ulis (2016)	1st (Coaches/AP)
Jamal Murray (2016)	1st (Coaches/AP)

All-SEC Defensive Team

Patrick Patterson	2010
DeAndre Liggins	2011
Anthony Davis	2012
Michael Kidd-Gilchrist	2012
Nerlens Noel	2013
Willie Cauley-Stein	2013
Willie Cauley-Stein	2015
Tyler Ulis	2016

Coaches' All-SEC Freshman Team

Eric Bledsoe	2010
DeMarcus Cousins	2010
John Wall	2010
Brandon Knight	2011
Terrence Jones	2011
Doron Lamb	2011
Anthony Davis	2012
Michael Kidd-Gilchrist	2012
Willie Cauley-Stein	2013
Archie Goodwin	2013
Nerlens Noel	2013
Alex Poythress	2013
Julius Randle	2014
James Young	2014
Devin Booker	2015
Trey Lyles	2015
Karl-Anthony Towns	2015
Tyler Ulis	2015
Jamal Murray	2016

NCAA Final Four Team

Anthony Davis (MVP)	2012
Michael Kidd-Gilchrist	2012
Doron Lamb	2012
Julius Randle	2014
James Young	2014

NCAA Regional Tournament

DeMarcus Cousins	2010
John Wall	2010
Josh Harrellson	2011
Brandon Knight (MVP)	2011
DeAndre Liggins	2011
M. Kidd-Gilchrist (MVP)	2012
Anthony Davis	2012
Doron Lamb	2012
Aaron Harrison	2014
Marcus Lee	2014
Julius Randle (MVP)	2014
Willie Cauley-Stein	2015
Andrew Harrison	2015
K. Towns (MVP)	2015

SEC All-Tournament Team

John Wall	2010
Eric Bledsoe	2010
DeMarcus Cousins	2010
Darius Miller	2011
Brandon Knight	2011
Josh Harrellson	2011
Anthony Davis	2012
Terrence Jones	2012
Aaron Harrison	2014
Julius Randle	2014
Willie Cauley-Stein	2015
Aaron Harrison	2015
Andrew Harrison	2015
Jamal Murray	2016
Tyler Ulis	2016

SEC Tournament MVP

John Wall	2010
Darius Miller	2011
Willie Cauley-Stein	2015
Tyler Ulis	2016

NBA Player of the Year

Derrick Rose	2011
--------------	------

NBA Rookie of the Year

Karl-Anthony Towns	2016
Tyreke Evans	2010
Derrick Rose	2009

NBA Defensive Player of the Year

Marcus Camby	2007
--------------	------

NBA Cares Community Assist Award

John Wall	2016
-----------	------

All-NBA Team

DeMarcus Cousins (2nd)	2016
Anthony Davis (1st)	2015
DeMarcus Cousins (2nd)	2015
Derrick Rose (1st)	2012
Derrick Rose (1st)	2011

All-NBA Rookie Team

Karl-Anthony Towns (1st)	2016
Devin Booker (1st)	2016
Willie Cauley-Stein (2nd)	2016
Nerlens Noel (1st)	2015
Anthony Davis (1st)	2013
Michael Kidd-Gilchrist (2nd)	2013
Brandon Knight (1st)	2012
DeMarcus Cousins (1st)	2011
John Wall (1st)	2011
Eric Bledsoe (2nd)	2011
Tyreke Evans (1st)	2010
Derrick Rose (1st)	2010
Marcus Camby (1st)	1997

All-NBA Defensive Team

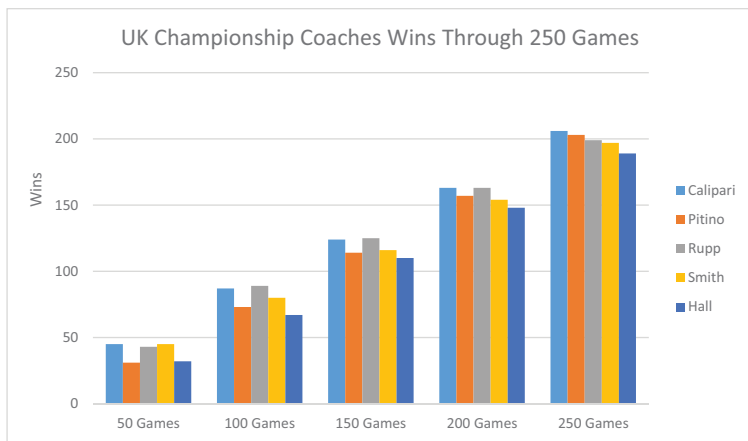
Anthony Davis (2nd)	2015
John Wall (2nd)	2015
Marcus Camby (1st)	2008
Marcus Camby (1st)	2007
Marcus Camby (2nd)	2006
Marcus Camby (2nd)	2005

NBA All-Star Team

DeMarcus Cousins	2017
Anthony Davis	2017
John Wall	2017
DeMarcus Cousins	2016
Anthony Davis	2016
John Wall	2016
DeMarcus Cousins	2015
Anthony Davis	2015
John Wall	2015
Anthony Davis	2014
John Wall	2014
Derrick Rose	2012
Derrick Rose	2011
Derrick Rose	2010



# UK'S CHAMPIONSHIP COACHES THROUGH THEIR FIRST EIGHT SEASONS



Weeks as AP No. 1		Record as AP No. 1	
Calipari	36	Calipari	69-7
Hall	14	Hall	25-2
Pitino	6	Pitino	7-4
Smith	3	Smith	3-1
Rupp	N/A	Rupp	N/A

SEC Titles		
	Regular Season	Tournament
<b>Smith</b>	5 (98, 00, 01, 03, 05)	5 (98, 99, 01, 03, 04)
<b>*Calipari</b>	4 (10, 12, 15, 16)	4 (10, 11, 15, 16)
<b>Pitino</b>	2 (95, 96)	5 (92, 93, 94, 95, 97)
<b>Rupp</b>	3 (33, 35, 37)	2 (33, 37)
<b>Hall</b>	5 (73, 75, 77, 78, 80)	0

*\*Calipari is currently in his eighth season. Other numbers reflect conclusion of eighth season.*

## FINAL FOURS



Career Winning Percentage	
Rupp	.822
Calipari	.820
Pitino	.814
Smith	.760
Hall	.748

**Adolph Rupp (1931-72)**  
 Appeared in his first Final Four in 1942, his 12th season. He's UK's all-time wins leader (876). In his career, he advanced to six Final Fours and won four National Championships.

Noteworthy			
	All-Americans	SEC POY	All-SEC
<b>*Calipari</b>	10	3	18
<b>Hall</b>	10	3	22
<b>Rupp</b>	9	0	0
<b>Pitino</b>	4	3	20
<b>Smith</b>	4	2	19

*\*Calipari is currently in his eighth season. Other numbers reflect conclusion of eighth season.*

## Achievements Under Calipari Never Achieved Before in History of Program ...

- 2** - National Players of the Year (John Wall, 2010; Anthony Davis, 2012)
- 3** - No. 1 NBA Draft Picks (Wall, 2010; Davis, 2012; Karl-Anthony Towns, 2015)
- 38** - NCAA victories, a single-season record achieved in 2012 and 2015
- 38-0** - start to the season in 2015, never before been achieved in NCAA history
- 6** - of eight teams ranked No. 1 at some point in the season
- 54** - consecutive home victories to begin UK coaching career
- 2** - National Freshmen of the Year (Wall, 2010; Davis, 2012)
- 2** - National Defensive Player of the Year (Davis, 2012; Willie Cauley-Stein, 2015)





A "players-first" coach with a penchant for helping people reach their dreams, John Calipari, a Naismith Memorial Basketball Hall of Famer, has guided six teams to the Final Four, led one to a national championship and helped 39 players get selected in the NBA Draft during his 24-year college coaching career.

Calipari guided Kentucky to its eighth national championship and his first national title in 2012. In becoming only the second coach in NCAA history to lead three different schools to the Final Four, he has racked up more than 600 victories, 17 NCAA Tournament appearances, six Final Fours and numerous national coach of the year honors.

In 2015, Coach Cal led college basketball's first ever 38-0 team, and became one of just three coaches to make four Final Fours in a five-year span. At the end of the season, Calipari became the 96th coach to join the Naismith Memorial Basketball Hall of Fame.

While building a program out of obscurity at Massachusetts, laying the foundation at Memphis and restoring luster at the sport's greatest program at Kentucky, he has totaled the second-most wins in NCAA history in the first 20 years of a college coaching career.

Quite honestly, though, Calipari's on-court success overshadows a much more significant picture.

In his goal to lead a players-first program, he has helped 39 players realize their dreams and guide them to NBA Draft selections, including a record five first-round draft picks in 2010. Two years later, six Wildcats heard their names called at the 2012 draft, the most in the two-round draft era. UK, with Calipari's help, would tie those six picks again in 2015, including a record-tying four lottery selections. His four No. 1 overall picks are twice as many as any other coach, and he's had 28 players drafted during his seven years at Kentucky, including 21 first-round picks.

Calipari's players have entered the league NBA-ready. He's coached an MVP, three All-NBA players, three Rookie of the Year winners, and 10 players from Calipari's first six teams at Kentucky have made the NBA All-Rookie teams.

Much like he did at UMass, where his players graduated at nearly 80 percent, Calipari has stressed academics. Fifteen of his last 18 seniors at Memphis earned their bachelor's degrees, and all 14 players at UK who were eligible to graduate by the end of their senior years walked away with a diploma in hand, including three players who earned their degree in just three years. In seven of the last 12 semesters, Calipari's teams have posted a combined team grade-point average of 3.0 or better.

His foundation, The Calipari Foundation, has raised millions of dollars to help the lives of those in need in the Commonwealth and across the country. In 2010, he used a telethon to raise more than \$1 million for victims of the devastating earthquake in Haiti, and he organized another one in 2012 for victims of Superstorm Sandy. A year after helping raise \$350,000 for charity during the inaugural UK alumni weekend, Calipari was the driving force behind the more than \$1 million that was donated to local and national organizations during the second annual alumni weekend, and then \$1.5 million in 2015.

With Rupp Arena under construction in 2016, Calipari held a celebrity softball game during the annual UK alumni weekend. That game, with the fantasy experience, raised approximately \$1.5 million for charity with matching funds, including more than \$450,000 that went to Louisiana flood relief efforts.

Author of five books, including the New York Times Best Seller "Players First: Coaching from the Inside Out," Calipari is a master of communication and maximizing talent. He lives by the motto that "it's never a matter of how far you have fallen, but instead it's about how high you bounce back."

## BIOGRAPHICAL INFORMATION

**Date of Birth:** Feb. 10, 1959 | **Wife:** Ellen  
**Children:** Erin Sue, Megan Rae, Bradley Vincent

### Education

Clarion State (1982)

### Head Coaching Experience

University of Massachusetts (1989-96)

New Jersey Nets (NBA) (1997-99)

University of Memphis (2001-09)

**University of Kentucky (2010-present)**

## COACHING AWARDS

- 2015 Naismith Memorial Basketball Hall of Fame Inductee
- 2015 AP National Coach of the Year
- 2015 Naismith National Coach of the Year
- 2015 NABC National Coach of the Year
- 2015 The Sporting News National Coach of the Year
- 2015 Adolph Rupp National Coach of the Year
- 2015 SEC Coach of the Year (AP/Coaches)
- 2015 USBWA District IV Coach of the Year
- 2012 Nell & John Wooden Coach of the Year Leadership Award
- 2012 Naismith National Coach of the Year Finalist
- 2012 SEC Coach of the Year (AP/Coaches)
- 2010 Adolph Rupp National Coach of the Year
- 2010 Naismith National Coach of the Year Finalist
- 2010 SEC Coach of the Year (AP)
- 2010 *Sporting News* SEC Coach of the Year
- 2010 Yahoo! Sports SEC Coach of the Year
- 2010 USBWA District IV Coach of the Year
- 2009 NABC National Co-Coach of the Year
- 2009 *Sports Illustrated* National Coach of the Year
- 2009 Phelan National Coach of the Year
- 2009 Iba National Coach of the Year Finalist
- 2009 C-USA Coach of the Year
- 2008 Naismith National Coach of the Year
- 2008 C-USA Coach of the Year
- 2008 Iba National Coach of the Year Finalist
- 2008 Phelan National Coach of the Year Finalist
- 2007 Phelan National Coach of the Year Finalist
- 2007 USBWA District IV Coach of the Year
- 2007 *Basketball Times* South Region Coach of the Year
- 2006 C-USA Coach of the Year
- 2004 NABC District 7 Coach of the Year
- 1996 Naismith National Coach of the Year
- 1996 NABC National Coach of the Year
- 1996 *The Sporting News* National Coach of the Year
- 1996 Atlantic 10 Coach of the Year
- 1995 Naismith National Coach of the Year Finalist
- 1994 Naismith National Coach of the Year Finalist
- 1994 Atlantic 10 Coach of the Year
- 1993 USBWA District I Coach of the Year
- 1993 Atlantic 10 Coach of the Year
- 1992 Eastern Basketball Coach of the Year





**CAL IN CONFERENCE**

SEC COACHES	CONFERENCE CHAMPIONSHIPS	Tournament Championships	Conference Coach of the Year
Avery Johnson, Alabama	0	0	0
Mike Anderson, Arkansas	1	1	1
Bruce Pearl, Auburn	7	2	7
Michael White, Florida	3	0	2
Mark Fox, Georgia	4	0	3
<b>John Calipari, Kentucky</b>	<b>14</b>	<b>13</b>	<b>9</b>
Johnny Jones, LSU	1	2	0
Kim Anderson, Missouri	6	4	2
Andy Kennedy, Ole Miss	0	1	2
Ben Howland, Mississippi State	7	5	3
Frank Martin, South Carolina	0	0	1
Rick Barnes, Tennessee	3	1	5
Billy Kennedy, Texas A&M	5	2	4
Bryce Drew, Vanderbilt	4	2	3
<b>TOTALS</b>	<b>55</b>	<b>33</b>	<b>42</b>

**NCAA DIVISION I ACTIVE WINNINGEST COACHES**

(On-Court By Percentage - Min. 10 yrs. at Division I level)

NO.	COACH/TEAM	YRS.	PCT.
1.	Mark Few/Gonzaga	17	.808
2.	Roy Williams/UNC	28	.789
3.	<b>John Calipari/Kentucky</b>	<b>24</b>	<b>.780</b>
4.	Mike Krzyzewski/Duke	41	.765
5.	Bill Self/Kansas	23	.759

\*numbers going into the 2016-17 season

**SINCE 2005-06 ...**

Since the 2005-06 season, John Calipari's on-court record ranks him as the winningest coach. Totals through Feb. 11, 2017.

COACH	RECORD
1. <b>John Calipari</b>	<b>374-66</b>
2. Bill Self	360-70
3. Mike Krzyzewski	342-80
4. Roy Williams	334-98
5. Mark Few	333-74

**MISCELLANEOUS ON-COURT RECORDS**

Overall On-Court Record:.....682-192 (.780)  
 March/April Record:.....145-41 (.780)  
 NCAA Record:.....48-16 (.750)  
 Record in Conference Games:.....313-93 (.771)  
 Record in Conference Tournament:.....50-12 (.806)

- Calipari owns the most single-season wins with 38, tying his own record (Memphis in '08 and UK in '12) in 2016 with 38 wins
- Calipari is one of two coaches (Roy Williams) in NCAA Division I history to have 400 or more wins in the first 16 years as a head coach. Calipari had 416 wins in his first 16 years
- Calipari is the winningest coach in NCAA Division I history for a five-year span with 173 victories (2008-12)
- Calipari is the first coach in NCAA Division I history to record five straight on-court 30-win seasons. Memphis hit the 30-win plateau from 2006-09
- Calipari is one of only two coaches (Rick Pitino) to lead three different schools to a Final Four
- Calipari is one of only three coaches (John Wooden, Mike Krzyzewski) to go to four Final Fours in five seasons
- Calipari started with a 54-0 record in Rupp Arena as head coach of the Wildcats
- Calipari has 28 players that have been chosen in the NBA Draft (21 first-round picks) over the last seven seasons
- Calipari has more wins (327) in a 10-year period (2006-15) than any other coach in college basketball history
- Calipari is the second-fastest Division I men's basketball coach to reach 200 victories at a single school, behind only LIU-Brooklyn's Claire Bee

**CALIPARI VS. ALL OPPONENTS**

Alabama.....	12-3	Furman.....	1-0	Mississippi Valley St.....	1-0	S. Louisiana.....	3-0
Albany.....	1-0	George Mason.....	1-0	Missouri.....	6-2	Southern Cal.....	2-0
Arizona.....	1-1	George Washington.....	8-9	Montana State.....	1-0	Southern Miss.....	15-4
Arizona State.....	2-1	Georgetown.....	2-1	Morehead State.....	2-0	Southwest Texas St.....	1-0
Arkansas.....	9-6	Georgia.....	12-2	Murray State.....	1-0	St. Bonaventure.....	17-1
Arkansas-Little Rock.....	3-0	Georgia Tech.....	1-1	Nevada.....	1-0	St. John's.....	1-0
Arkansas-Pine Bluff.....	1-0	Gonzaga.....	4-0	New Hampshire.....	5-0	St. Joseph's.....	15-5
Arkansas State.....	4-0	Grand Canyon.....	1-0	New Mexico.....	1-0	St. Mary's.....	1-0
Auburn.....	9-1	Hampton.....	1-0	New Orleans.....	1-0	St. Peter's.....	1-0
Austin Peay.....	6-1	Hartford.....	2-0	New York.....	1-0	Stanford.....	3-2
Baylor.....	1-2	Harvard.....	1-0	North Carolina.....	6-2	Stephen F. Austin.....	1-0
Belmont.....	2-0	Hofstra.....	1-0	North Carolina State.....	1-0	Stony Brook.....	1-0
Boise State.....	1-0	Holy Cross.....	4-1	North Texas.....	1-0	Syracuse.....	3-2
Boston.....	7-1	Houston.....	16-3	Northeastern.....	3-1	TCU.....	7-1
Boston College.....	2-0	Howard.....	1-0	Northern Kentucky.....	1-0	Temple.....	13-11
Bradley.....	1-0	Illinois.....	1-1	Northwestern State.....	1-0	Tennessee.....	13-7
Bucknell.....	1-0	Illinois State.....	1-0	Notre Dame.....	2-1	Tennessee Tech.....	1-0
Buffalo.....	2-0	Indiana.....	3-2	Oakland.....	1-0	Texas.....	2-2
BYU.....	1-0	Iowa.....	0-1	Ohio State.....	1-2	Texas A&M.....	6-2
Cal State Northridge.....	1-0	Iowa State.....	2-0	Oklahoma.....	5-1	Towson State.....	1-0
Canisius.....	1-0	Jackson State.....	2-0	Oklahoma State.....	0-2	Tulane.....	16-0
Central Conn. St.....	2-0	Kansas.....	3-5	Old Dominion.....	2-0	Tulsa.....	11-1
Charlotte.....	2-3	Kansas State.....	2-0	Ole Miss.....	13-4	UAB.....	14-3
Chattanooga.....	2-0	Keene State.....	1-0	Oral Roberts.....	1-0	UCF.....	5-0
Christian Brothers.....	2-0	Kentucky.....	2-4	Oregon State.....	1-0	UCLA.....	3-3
Cincinnati.....	6-7	La Salle.....	3-0	Pennsylvania.....	3-0	UNC Asheville.....	2-0
Cleveland State.....	4-0	Lafayette (Pa.).....	1-0	Penn State.....	4-4	UNC Greensboro.....	1-0
Coastal Carolina.....	1-0	Lamar.....	4-0	Pepperdine.....	1-0	UNC Wilmington.....	1-0
Colorado.....	1-1	LIU-Brooklyn.....	1-0	Pittsburgh.....	2-1	USF.....	10-1
Colorado State.....	0-1	Lipscomb.....	1-0	Portland.....	3-0	Utah.....	1-1
Columbia.....	1-0	Long Beach State.....	1-0	Princeton.....	2-0	UTEP.....	5-0
Connecticut.....	2-5	Louisiana Tech.....	1-1	Providence.....	3-1	UT Arlington.....	3-0
Coppin State.....	1-0	Louisville.....	14-7	Purdue.....	2-1	UT Martin.....	5-0
Cornell.....	1-0	Loyola.....	1-0	Radford.....	1-0	Valparaiso.....	1-0
Dartmouth.....	1-0	Lowell.....	2-1	Rhode Island.....	16-2	Vanderbilt.....	12-4
Dayton.....	1-0	LSU.....	10-2	Rice.....	4-0	Vermont.....	2-0
DePaul.....	4-2	Manhattan.....	2-0	Richmond.....	1-0	Wake Forest.....	2-1
Detroit.....	1-0	Marist.....	2-0	Rider.....	1-0	Washington.....	1-0
Drexel.....	2-0	Marquette.....	3-1	Robert Morris.....	1-1	West Virginia.....	12-7
Duke.....	1-2	Marshall.....	6-0	Rutgers.....	11-4	Western Kentucky.....	2-0
Duquesne.....	12-4	Maryland.....	5-3	Saint Louis.....	4-3	Wichita State.....	1-0
East Carolina.....	7-0	Massachusetts.....	1-0	Sam Houston State.....	1-0	Winthrop.....	2-0
East Tennessee State.....	3-0	Memphis.....	1-0	Samford.....	3-0	Wisconsin.....	1-1
Eastern Kentucky.....	3-0	Miami (Fla.).....	0-1	Santa Clara.....	1-0	Wofford.....	1-0
Eastern Michigan.....	2-0	Miami (Ohio).....	2-0	Savannah State.....	1-0	Wright State.....	1-0
Fairfield.....	1-0	Michigan.....	1-0	SMU.....	7-0	Xavier.....	2-2
Florida.....	14-6	Michigan State.....	2-1	South Carolina.....	13-2	Yale.....	1-0
Florida State.....	1-1	Middle Tennessee.....	3-0	South Connecticut.....	1-0		
Florida Tech.....	0-1	Milwaukee.....	1-0				
Fordham.....	5-0	Mississippi State.....	11-0				







CALIPARI ERA SINGLE-GAME RECORDS

**MOST POINTS**

Pts.	Player vs. Opponent	Date
47	Malik Monk vs. North Carolina	12-17-16
37	Malik Monk vs. GEORGIA	1-31-17
35	Jamal Murray vs. FLORIDA	2-6-16
35	Terrence Jones vs. AUBURN	1-11-11
34	Malik Monk at Ole Miss	12-29-16
33	Jamal Murray at Vanderbilt	2-27-16
33	Jamal Murray vs. Ohio State	12-19-15
33	Doron Lamb vs. WINTHROP	12-22-10
30	Tyler Ulis vs. Texas A&M	3-13-16
30	Brandon Knight vs. West Va.	3-19-11
29	Julius Randle vs. BELMONT	12-21-13
29	Terrence Jones vs. Oklahoma	11-22-10
29	Eric Bledsoe vs. E. Tennessee St.	3-18-10
28	Aaron Harrison vs. R. MORRIS	11-17-13
28	Archie Goodwin vs. MOREHEAD11-21-12	
28	Anthony Davis vs. VANDERBILT	2-25-12
27	Malik Monk vs. SOUTH CAROLINA	1-21-17
27	De'Aaron Fox vs. ARKANSAS	1-7-17
27	Tyler Ulis vs. Indiana	3-19-16
27	Tyler Ulis at South Carolina	2-13-16
27	Julius Randle vs. Michigan St.	11-12-13
27	Terrence Jones at LSU	1-28-12
27	Anthony Davis vs. ARKANSAS	1-17-12
27	Terrence Jones vs. Notre Dame	12-8-10
27	DeMarcus Cousins at S. Carolina	1-26-10
27	D. Cousins vs. S. HOUSTON ST.	11-19-09

**Active:** 47, Malik Monk vs. North Carolina, 12-17-16  
**SEC:** 37, Malik Monk vs. GEORGIA, 1-31-17  
**Postseason:** 30, Tyler Ulis vs. Texas A&M, 3-13-16  
**SEC Tourney:** 30, Tyler Ulis vs. Texas A&M, 3-13-16  
**NCAA Tourney:** 30, Brandon Knight vs. West Va., 3-19-11  
**Rupp Arena:** 37, Malik Monk vs. GEORGIA, 1-31-17  
**On the Road:** 34, Malik Monk at Ole Miss, 12-29-16  
**Neutral:** 47, Malik Monk vs. North Carolina, 12-17-16  
**SEC Road:** 34, Malik Monk at Ole Miss, 12-29-16  
**Ranked Opp.:** 47, Malik Monk vs. North Carolina, 12-17-16  
**Freshman:** 47, Malik Monk vs. North Carolina, 12-17-16  
**Sophomore:** 30, Tyler Ulis vs. Texas A&M, 3-13-16  
**Junior:** 25, Derek Willis vs. TENNESSEE, 2-18-16  
**Senior:** 25, Alex Poythress at Alabama, 1-19-16  
**Opener:** 25, Terrence Jones vs. E. TENN. ST., 11-12-10  
**SEC Opener:** 34, Malik Monk at Ole Miss, 12-29-16  
*\*\*In some cases, the most recent occurrence is listed*

**MOST POINTS IN AN SEC GAME**

Pts.	Player vs. Opponent	Date
37	Malik Monk vs. GEORGIA	1-31-17
35	Jamal Murray vs. FLORIDA	2-6-16
35	Terrence Jones vs. AUBURN	1-11-11
34	Malik Monk at Ole Miss	12-29-16
33	Jamal Murray at Vanderbilt	2-27-16
28	Jamal Murray vs. TENNESSEE	2-18-16
28	Anthony Davis vs. VANDERBILT	2-25-12
27	Malik Monk vs. SOUTH CAROLINA	1-21-17
27	De'Aaron Fox vs. ARKANSAS	1-7-17
27	Tyler Ulis at South Carolina	2-13-16
27	Terrence Jones at LSU	1-28-12
27	Anthony Davis vs. ARKANSAS	1-17-12
27	DeMarcus Cousins at S. Carolina	1-26-10
26	Malik Monk vs. TEXAS A&M	1-3-17
26	Jamal Murray at South Carolina	2-13-16
26	Aaron Harrison vs. OLE MISS	1-6-15
26	Andrew Harrison vs. TENNESSEE	1-18-14
26	James Young vs. MISSISSIPPI ST.	1-8-14
26	Kyle Wiltjer at Ole Miss	1-29-13
26	Brandon Knight at Arkansas	2-23-11

**MOST POINTS IN A HALF**

Pts.	Player vs. Opponent	Date
27	Malik Monk <sup>2</sup> vs. North Carolina	12-17-16
27	Jamal Murray <sup>2</sup> vs. Ohio State	12-19-15
24	Malik Monk <sup>2</sup> at Ole Miss	12-29-16
23	Malik Monk <sup>2</sup> vs. GEORGIA	1-31-17
23	Julius Randle <sup>2</sup> vs. Michigan St.	11-12-13
22	Terrence Jones <sup>2</sup> vs. AUBURN	1-11-11
22	Eric Bledsoe <sup>2</sup> vs. MOREHEAD ST.	11-13-09
21	Jamal Murray <sup>2</sup> at Vanderbilt	2-27-16
21	Malik Monk <sup>2</sup> vs. North Carolina	12-17-16
20	Jamal Murray <sup>2</sup> vs. FLORIDA	2-6-16
20	Terrence Jones <sup>2</sup> at Georgia	1-8-11
20	D. Cousins <sup>2</sup> vs. UNC Asheville	11-30-09

1 - First Half; 2 - Second Half

**MOST POINTS OFF THE BENCH**

Pts.	Player vs. Opponent	Date
35	Terrence Jones vs. AUBURN	1-11-11
32	Doron Lamb vs. WINTHROP	12-22-10
26	Kyle Wiltjer at Ole Miss	1-29-13
24	Kyle Wiltjer vs. LOYOLA	12-22-11
23	Doron Lamb at North Carolina	12-4-10
23	Kyle Wiltjer vs. LIPSCOMB	12-15-12
20	Doron Lamb at Ole Miss	2-1-11
20	Doron Lamb vs. E. TENN. ST.	11-12-10

**MOST 3-POINTERS MADE**

3's	Player vs. Opponent	Date
8	Malik Monk vs. North Carolina	12-17-16
8	Jamal Murray vs. FLORIDA	2-6-16
8	Eric Bledsoe vs. E. Tenn. St.	3-18-10
7	Malik Monk vs. GEORGIA	1-31-17
7	Malik Monk vs. Michigan St.	11-15-16
7	Derek Willis vs. TENNESSEE	2-18-16
7	Jamal Murray vs. Ohio State	12-19-15
7	Kyle Wiltjer vs. LIPSCOMB	12-15-12
7	Kyle Wiltjer vs. LAFAYETTE	11-16-12
7	Doron Lamb vs. WINTHROP	12-22-10

**MOST FREE THROWS**

Fts	Player vs. Opponent	Date
14	Tyler Ulis at Arkansas	1-21-16
13	Julius Randle at Ole Miss	2-18-14
13	Julius Randle vs. BELMONT	12-21-13
12	Tyler Ulis at Tennessee	2-2-16
12	Dakari Johnson vs. UT ARL.	11-25-14
12	Archie Goodwin at Ole Miss	1-29-13
12	Archie Goodwin vs. MOREHEAD ST.	11-21-12
12	Anthony Davis vs. LOUISVILLE	12-31-11

**MOST REBOUNDS**

Rebs	Player vs. Opponent	Date
19	M. Kidd-Gilchrist vs. LOUISVILLE	12-31-11
18	Anthony Davis vs. CHATT.	12-17-11
18	D. Cousins vs. LOUISVILLE	1-2-10
18	Patrick Patterson vs. RIDER	11-21-09
18	D. Cousins vs. SAM HOUSTON ST.	11-19-09
17	Terrence Jones vs. Notre Dame	12-8-10
17	Terrence Jones at Washington	11-23-10
16	Weneny Gabriel vs. AUBURN	1-14-17
16	Julius Randle vs. LSU	3-14-14
16	Julius Randle vs. UNC ASHEVILLE	11-8-13
16	Nerlens Noel vs. BAYLOR	12-1-12
16	Anthony Davis vs. Kansas	4-2-12
16	Anthony Davis vs. LITTLE ROCK	1-3-12
15	Julius Randle vs. Kansas State	3-21-14
15	Julius Randle at South Carolina	3-1-14
15	Julius Randle vs. LSU	2-22-14
15	Julius Randle vs. CLEV. ST.	11-25-13
15	Julius Randle vs. R. MORRIS	11-17-13
15	Anthony Davis vs. ST. JOHN'S	12-1-11
15	Terrence Jones vs. UConn	4-2-11
15	DeMarcus Cousins vs. Tennessee	3-13-10

**Active:** 16, Weneny Gabriel, vs. AUBURN, 1-14-17  
**SEC:** 16, Weneny Gabriel, vs. AUBURN, 1-14-17  
**Postseason:** 16, Julius Randle vs. LSU, 3-14-14  
**SEC Tourney:** 16, Julius Randle vs. LSU, 3-14-14  
**NCAA Tourney:** 16, Anthony Davis vs. Kansas, 4-2-12  
**Rupp Arena:** 19, M. Kidd-Gilchrist vs. LOUISVILLE, 12-31-11  
**On the Road:** 17, Terrence Jones at Wash., 11-23-10  
**SEC Road:** 15, Julius Randle at South Carolina, 3-1-14  
**Ranked Opp.:** 19, M. Kidd-Gilchrist vs. LOUISVILLE, 12-31-11  
**Freshman:** 19, M. Kidd-Gilchrist vs. LOUISVILLE, 12-31-11  
**Sophomore:** 14, Isaiah Briscoe vs. ALABAMA, 1-24-17  
**Junior:** 18, Patrick Patterson vs. RIDER, 11-21-09  
**Senior:** 14, Josh Harrellson at Arkansas, 2-23-11  
**Opener:** 16, Julius Randle vs. UNC ASHEVILLE, 11-8-13  
**SEC Opener:** 12, W. Cauley-Stein vs. OLE MISS, 1-6-15  
*\*\*In some cases, the most recent occurrence is listed*

**MOST OFFENSIVE REBOUNDS**

Rebs	Player vs. Opponent	Date
9	W. Cauley-Stein vs. ARKANSAS	2-27-14
9	DeMarcus Cousins vs. OLE MISS	2-2-10
9	Patrick Patterson vs. RIDER	11-21-09
8	Bam Adebayo vs. UT MARTIN	11-25-16
8	D. Johnson vs. GRAND CANYON	11-14-14
8	D. Cousins vs. VANDERBILT	1-30-10
8	Patrick Patterson at Indiana	12-12-09
8	D. Cousins vs. S. HOUSTON ST.	11-19-09

**MOST DEFENSIVE REBOUNDS**

Rebs	Player vs. Opponent	Date
15	Terrence Jones vs. Notre Dame	12-8-10
14	DeMarcus Cousins vs. LOUISVILLE	1-2-10
13	Anthony Davis vs. LSU	3-9-12
13	M. Kidd-Gilchrist vs. LOUISVILLE	12-31-11
13	Anthony Davis vs. CHATT.	12-17-11
13	Terrence Jones vs. Washington	11-23-10
12	Karl-Anthony Towns vs. GEORGIA	2-3-15
12	Julius Randle vs. Kansas State	3-21-14
12	Anthony Davis vs. Kansas	4-2-12
12	Anthony Davis vs. Louisville	3-31-12
12	A. Davis vs. ARK-LITTLE ROCK	1-3-12

**MOST ASSISTS**

Assts.	Player vs. Opponent	Date
16	John Wall vs. HARTFORD	12-29-09
14	Tyler Ulis vs. LSU	3-5-16
14	John Wall vs. UNC Asheville	11-30-09
12	De'Aaron Fox vs. SFA	11-11-16
12	Tyler Ulis at South Carolina	2-13-16
11	Isaiah Briscoe at Ole Miss	12-29-16
11	De'Aaron Fox vs. CLEVELAND ST.	11-23-16
11	Tyler Ulis at Florida	3-1-16
11	Tyler Ulis vs. Texas A&M	2-20-16
11	Tyler Ulis vs. FLORIDA	2-6-16
11	John Wall vs. E. Tenn. State	3-18-10
11	John Wall vs. RIDER	11-21-09

**Active:** 12, De'Aaron Fox vs. SFA, 11-11-16  
**SEC:** 14, Tyler Ulis vs. LSU, 3-5-16  
**Postseason:** 11, J. Wall vs. E. Tennessee State, 3-18-10  
**SEC Tourney:** 9, Andrew Harrison vs. Georgia, 3-15-14  
**NCAA Tourney:** 11, J. Wall vs. E. Tennessee St., 3-18-10  
**Rupp Arena:** 16, John Wall vs. HARTFORD, 12-29-09  
**On the Road:** 12, Tyler Ulis, at South Carolina, 2-13-16  
**SEC Road:** 12, Tyler Ulis, at South Carolina, 2-13-16  
**Ranked Opp.:** 12, Tyler Ulis, at South Carolina, 2-13-16  
**Freshman:** 16, John Wall vs. HARTFORD, 12-29-09  
**Sophomore:** 14, Tyler Ulis vs. LSU, 3-5-16  
**Junior:** 9, DeAndre Liggins vs. WINTHROP, 12-22-10  
**Senior:** 10, Julius Mays vs. LAFAYETTE, 11-16-12  
**Opener:** 12, De'Aaron Fox vs. SFA, 11-11-16  
**SEC Opener:** 11, Isaiah Briscoe at Ole Miss, 12-29-16  
*\*\*In some cases, the most recent occurrence is listed*

**MOST POINTS-REBOUNDS-ASSISTS**

P-R-A	Player vs. Opponent	Date
49 (47-0-2)	Malik Monk vs. UNC	12-17-16
47 (27-17-3)	T. Jones vs. Notre Dame	12-8-10
45 (29-13-3)	T. Jones vs. Oklahoma	11-22-10
45 (27-18-0)	D. Cousins vs. S. HOUSTON	11-19-09
44 (24-19-1)	M. Kidd-Gilchrist vs. LOUISVILLE	12-31-11
43 (33-9-2)	Jamal Murray at Vanderbilt	2-27-16
43 (35-8-0)	Terrence Jones vs. AUBURN	1-11-11
42 (23-11-8)	Isaiah Briscoe vs. GEORGIA	1-31-17
42 (35-6-1)	Jamal Murray vs. FLORIDA	2-6-16
41 (37-3-1)	Malik Monk vs. GEORGIA	1-31-17
41 (34-6-1)	Malik Monk at Ole Miss	12-29-16
41 (26-10-5)	J. Young vs. MISSISSIPPI STATE	12-8-14
41 (27-13-1)	J. Randle vs. Michigan State	11-12-13
41 (27-14-0)	A. Davis vs. ARKANSAS	1-17-12
40 (19-11-10)	Isaiah Briscoe at Ole Miss	12-29-16
40 (23-16-1)	J. Randle vs. UNC ASHEVILLE	11-8-13
40 (22-9-9)	A. Goodwin vs. LIU-BROOK	11-23-12

**MOST MINUTES WITHOUT A TURNOVER**

Mins.	Player vs. Opponent	Date
44	Darius Miller at Arkansas	2-23-11
41	Aaron Harrison vs. LSU	2-22-14
40	Tyler Ulis vs. Duke	11-17-15
40	Aaron Harrison vs. OLE MISS	1-6-15
40	Alex Poythress vs. MISSOURI	2-23-13
39	Nerlens Noel vs. TEXAS A&M	1-12-13
39	Ryan Harrow at Louisville	12-29-12
39	Anthony Davis vs. ALABAMA	1-21-12
39	M. Kidd-Gilchrist vs. LOUISVILLE	12-31-11
38	Aaron Harrison at LSU	1-28-14
38	P. Patterson vs. Mississippi State	3-14-10

**MOST BLOCKED SHOTS**

Blks.	Player vs. Opponent	Date
12	Nerlens Noel at Ole Miss	1-29-13
9	W. Cauley-Stein vs. BOISE STATE	12-10-13
9	Willie Cauley-Stein vs. Providence	12-1-13
8	Nerlens Noel at Alabama	1-22-13
8	Anthony Davis at South Carolina	2-4-12
8	Anthony Davis vs. ST. JOHN'S	1-2-11
7	K. Towns vs. VANDERBILT	1-20-15
7	W. Cauley-Stein vs. E. MICHIGAN	11-27-13
7	Willie Cauley-Stein vs. MISSOURI	2-23-13
7	Nerlens Noel at Auburn	1-19-13
7	Nerlens Noel vs. TEXAS A&M	1-12-13
7	Nerlens Noel vs. LIPSCOMB	12-15-12
7	Nerlens Noel vs. PORTLAND	12-8-12
7	A. Davis vs. Western Kentucky	3-15-12
7	Anthony Davis at Vanderbilt	2-11-12
7	Anthony Davis vs. TENNESSEE	1-31-12
7	Anthony Davis vs. ARKANSAS	1-17-12
7	A. Davis vs. SOUTH CAROLINA	1-7-12
7	Anthony Davis vs. Kansas	11-15-11

**Active:** 4, Bam Adebayo vs. UCLA, 11-3-16  
**SEC:** 12, Nerlens Noel at Ole Miss, 1-29-13  
**Postseason:** 7, A. Davis vs. Western Kentucky, 3-15-12  
**SEC Tourney:** 6, Anthony Davis vs. LSU, 3-11-12  
**NCAA Tourney:** 7, A. Davis vs. Western Kent., 3-15-12  
**Rupp Arena:** 9, W. Cauley-Stein vs. BOISE ST., 12-10-13  
**On the Road:** 12, Nerlens Noel at Ole Miss, 1-29-13  
**SEC Road:** 12, Nerlens Noel at Ole Miss, 1-29-13  
**Ranked Opp.:** 12, Nerlens Noel at Ole Miss, 1-29-13  
**Freshman:** 12, Nerlens Noel at Ole Miss, 1-29-13  
**Sophomore:** 9, W. Cauley-Stein vs. BOISE ST., 12-10-13  
**Junior:** 4, Willie Cauley-Stein vs. ARKANSAS, 2-28-15  
**Senior:** 6, Josh Harrellson vs. PENN., 1-3-11  
**Opener:** 5, Anthony Davis vs. MARIST, 11-11-11  
**SEC Opener:** 7, A. Davis vs. SOUTH CAROLINA, 1-7-12  
*\*\*In some cases, the most recent occurrence is listed*

**MOST STEALS**

Stls.	Player vs. Opponent	Date
6	Tyler Ulis vs. OLE MISS	1-2-16
6	Willie Cauley-Stein vs. GEORGIA	1-25-14
6	Nerlens Noel vs. BAYLOR	12-1-12
6	John Wall vs. UConn	12-9-09
6	John Wall vs. UNC Asheville	11-30-09
5	Malik Monk vs. UCLA	12-3-16
5	Aaron Harrison vs. ARKANSAS	2-28-15
5	Willie Cauley-Stein vs. Texas	12-5-14
5	DeAndre Liggins vs. TENNESSEE	2-8-11
5	Darius Miller at Portland	11-19-10

**Active:** 5, Malik Monk vs. UCLA, 12-3-16  
**SEC:** 6, Tyler Ulis vs. OLE MISS, 1-2-16  
**Postseason:** 5, John Wall vs. Mississippi State, 3-14-10  
**SEC Tourney:** 5, John Wall vs. Mississippi State, 3-14-10  
**NCAA Tourney:** 4, An. Harrison vs. W. Virginia, 3-26-15  
**Rupp Arena:** 6, Tyler Ulis vs. OLE MISS, 1-2-16  
**On the Road:** 5, Darius Miller at Portland, 11-19-10  
**SEC Road:** 3, Fox/Monk at Ole Miss, 12-29-16  
**Ranked Opp.:** 5, Malik Monk vs. UCLA, 12-3-16  
**Freshman:** 6, Nerlens Noel vs. BAYLOR, 12-1-12  
**Sophomore:** 6, Tyler Ulis vs. OLE MISS, 1-2-16  
**Junior:** 5, Willie Cauley-Stein vs. TEXAS, 12-5-14  
**Senior:** 4, Josh Harrellson vs. Princeton, 3-17-11  
**Opener:** 4, Aaron Harrison vs. UNC ASHEVILLE, 11-8-13  
**SEC Opener:** 6, Tyler Ulis vs. OLE MISS, 1-2-16  
*\*\*In some cases, the most recent occurrence is listed*

SEASON MILESTONES

450 POINTS/225 REBOUNDS

Player	Year	Pts	Reb
Julius Randle	2014	599	417
Anthony Davis	2012	567	415
Terrence Jones	2012	469	272
Michael Kidd-Gilchrist	2012	476	297
Terrence Jones	2011	595	336
DeMarcus Cousins	2010	575	376
Patrick Patterson	2010	544	283

300 POINTS/100 ASSISTS

Player	Year	Pts	Asst
De'Aaron Fox	2017	376	129
Isaiah Briscoe	2017	320	100
Isaiah Briscoe	2016	326	107
Tyler Ulis	2016	606	246
Andrew Harrison	2015	364	139
Andrew Harrison	2014	434	159
Marquis Teague	2012	401	191
Brandon Knight	2011	657	159



CALIPARI ERA TEAM SINGLE-GAME RECORDS

**MOST POINTS**

Pts.(Score)	Opp.	Date
115 (115-69)	vs. Arizona State	11-28-16
111 (111-76)	UT MARTIN	11-25-16
110 (110-75)	AUBURN	2-21-15
108 (108-58)	MARIST	11-11-11
105 (105-76)	UT ARLINGTON	11-19-13
104 (104-75)	LIU BROOKLYN	11-23-12
104 (104-61)	HARTFORD	12-29-09
103 (103-100)	vs. North Carolina	12-17-16
102 (102-90)	vs. Indiana	3-23-12
102 (102-92)	SAM HOUSTON ST.	11-19-09

**MOST POINTS IN A LOSS**

Pts.(Score)	Opp.	Date
92 (97-92)	UCLA	12-3-16
85 (85-87)	at Arkansas	1-14-14
84 (90-84)	at Kansas	1-30-16
82 (87-82)	at LSU	1-28-14
80 (82-80)	at Tennessee	1-24-17
77 (79-77)	at Texas A&M	2-20-16
77 (87-77)	at UCLA	12-3-15
77 (77-82)	at North Carolina	12-14-13
77 (77-80)	at Louisville	12-19-12
76 (76-77)	at Arkansas	2-23-11

**MOST POINTS IN A WIN OVER A RANKED TEAM**

Pts.(Score)	Opp.	Date
103 (103-100)	vs. North Carolina	12-17-16
102 (102-90)	vs. Indiana	3-23-12
87 (87-74)	at Ole Miss	1-29-13
85 (85-69)	SOUTH CAROLINA	1-21-17
85 (85-75)	OLE MISS	2-2-10
85 (85-72)	VANDERBILT	1-30-10
84 (84-67)	ARKANSAS	2-28-15
84 (84-70)	NORTH CAROLINA	12-13-14
82 (82-77)	vs. Texas A&M	3-13-16
82 (82-70)	vs. Baylor	3-25-12
78 (78-39)	vs. West Virginia	3-26-15
78 (78-63)	vs. Arkansas	3-15-15
78 (78-76)	vs. Wichita State	3-23-14
78 (78-58)	FLORIDA	2-7-12
78 (78-63)	at Louisville	12-31-10

**MOST PTS. AT NEUTRAL SITE**

Pts.(Score)	Opp.	Date
115 (115-69)	vs. Arizona State	11-28-16
103 (103-100)	vs. North Carolina	12-17-16
102 (102-90)	vs. Indiana	3-23-12
100 (100-71)	vs. East Tennessee St.	3-18-10
96 (96-73)	vs. Hofstra	12-11-16
94 (94-57)	vs. UNC Asheville	11-30-09
93 (93-80)	vs. Georgia	3-12-16
91 (91-67)	vs. Auburn	3-14-15
90 (90-60)	vs. Wake Forest	3-20-10
87 (87-71)	vs. Iowa State	3-17-12

**MOST PTS. IN NCAA TOURNEY**

Pts.(Score)	Opp.	Date
102 (102-90)	vs. Indiana	3-23-12
100 (100-71)	vs. East Tennessee St.	3-18-10
90 (90-60)	vs. Wake Forest	3-20-10
87 (87-71)	vs. Iowa State	3-17-12
85 (85-57)	vs. Stony Brook	3-17-16
82 (82-70)	vs. Baylor	3-25-12
81 (81-66)	vs. Western Kentucky	3-15-12
79 (79-56)	vs. Hampton	3-19-15
78 (78-39)	vs. West Virginia	3-26-15
78 (78-76)	vs. Wichita St.	3-23-14

**MOST PTS. IN SEC TOURNEY**

Pts.(Score)	Opp.	Date
93 (93-80)	vs. Georgia	3-12-16
91 (91-67)	vs. Auburn	3-14-15
85 (85-59)	vs. Alabama	3-11-16
85 (85-67)	vs. LSU	3-14-14
82 (82-77)	vs. Texas A&M	3-13-16
78 (78-63)	vs. Arkansas	3-15-15
75 (75-66)	vs. Ole Miss	3-11-11
75 (75-74)	vs. Miss. State	3-14-10
74 (74-71)	vs. Florida	3-10-12
74 (74-45)	vs. Tennessee	3-13-10

**MOST PTS. IN RUPP ARENA WIN**

Pts.(Score)	Opp.	Date
111 (111-76)	UT MARTIN	11-25-16
110 (110-75)	AUBURN	2-21-15
108 (108-58)	MARIST	11-11-11
105 (105-76)	UT ARLINGTON	11-19-13
104 (104-75)	LIU BROOKLYN	11-23-12
104 (104-61)	HARTFORD	12-29-09
102 (102-92)	SAM HOUSTON ST.	11-19-09
101 (101-70)	CLEVELAND STATE	11-23-16
101 (101-49)	LAFAYETTE	11-16-12
101 (101-70)	ARKANSAS	1-23-10

**MOST PTS. IN ROAD GAME WIN**

Pts.(Score)	Opp.	Date
99 (99-76)	at Ole Miss	12-29-16
90 (90-73)	at Indiana	12-12-09
89 (89-62)	at South Carolina	2-13-16

89 (89-77)	at Florida	1-12-10
88 (88-81)	at Mississippi St.	1-17-17
88 (88-79)	at Florida	3-1-16
87 (87-81)	at Vanderbilt	1-10-17
87 (87-74)	at Ole Miss	1-29-13
86 (86-52)	at South Carolina	2-4-12

**MOST POINTS IN A HALF**

Pts.	Opp.	Date
63 <sup>2</sup>	UT ARLINGTON	11-19-13
63 <sup>1</sup>	MARIST	11-11-11
60 <sup>1</sup>	at Ole Miss	12-29-16
58 <sup>1</sup>	vs. Arizona State	11-28-16
58 <sup>2</sup>	UT MARTIN	11-25-16
58 <sup>2</sup>	AUBURN	2-21-15
57 <sup>2</sup>	vs. Arizona State	11-28-16
57 <sup>1</sup>	ARKANSAS	1-23-10
57 <sup>1</sup>	HARTFORD	12-29-09
56 <sup>2</sup>	ARKANSAS	1-7-17
56 <sup>1</sup>	vs. North Carolina	12-17-16
56 <sup>1</sup>	CLEVELAND STATE	11-23-16
56 <sup>1</sup>	DREXEL	12-21-09

<sup>1</sup> - First Half; <sup>2</sup> - Second Half

**FEWEST POINTS**

Pts.(Score)	Opp.	Date
48 (48-64)	vs. Vanderbilt	3-15-13
50 (50-64)	at Notre Dame	11-29-12
52 (52-69)	at Florida	2-12-13
54 (54-60)	vs. UConn	4-7-14
55 (55-48)	ALABAMA	3-4-14
55 (55-59)	at Alabama	1-22-13
55 (55-64)	BAYLOR	12-1-12
55 (55-56)	vs. UConn	4-2-11
56 (56-49)	vs. Kansas State	3-21-14
56 (56-46)	COLUMBIA	12-10-14

**FEWEST POINTS IN A WIN**

Pts.(Score)	Opp.	Date
55 (55-48)	ALABAMA	3-4-14
56 (56-49)	vs. Kansas State	3-21-14
56 (56-46)	COLUMBIA	12-10-14
57 (57-44)	at Georgia	1-24-12
58 (58-50)	at Louisville	12-27-14
58 (58-38)	PROVIDENCE	11-30-14
58 (58-43)	at South Carolina	1-24-14
58 (58-56)	at Vanderbilt	2-20-10
59 (59-57)	vs. Princeton	3-1-11
60 (60-58)	at Vanderbilt	1-10-13
60 (60-51)	vs. LSU	3-9-12

**FEWEST PTS. AT NEUTRAL SITE**

Pts.(Score)	Opp.	Date
48 (48-64)	vs. Vanderbilt	3-15-13
54 (54-60)	vs. UConn	4-7-14
55 (55-56)	vs. UConn	4-2-11
56 (56-49)	vs. Kansas State	3-21-14
59 (59-57)	vs. Princeton	3-17-11
60 (60-61)	vs. Florida	3-16-14
60 (60-51)	vs. LSU	3-9-12
62 (62-67)	vs. Baylor	12-6-13
62 (62-60)	vs. Ohio State	3-25-11
62 (62-45)	vs. Cornell	3-25-10
62 (62-52)	vs. Old Dominion	11-20-11

**FEWEST POINTS IN NCAA TOURNEY**

Pts.	Opp.	Date
54 (54-60)	vs. UConn	4-7-14
55 (55-56)	vs. UConn	4-2-11
56 (56-49)	vs. Kansas State	3-21-14
59 (59-57)	vs. Princeton	3-17-11
62 (62-60)	vs. Ohio State	3-25-11
62 (62-45)	vs. Cornell	3-25-10
64 (64-71)	vs. Wisconsin	4-4-15
64 (64-51)	vs. Cincinnati	3-21-15
66 (66-73)	vs. West Virginia	3-27-10
67 (67-73)	vs. Indiana	3-19-16
67 (67-59)	vs. Kansas	4-2-12

**FEWEST PTS. IN SEC TOURNEY**

Pts.(Score)	Opp.	Date
48 (48-64)	vs. Vanderbilt	3-15-13
60 (60-61)	vs. Florida	3-16-14
60 (60-51)	vs. LSU	3-9-12
64 (64-49)	vs. Florida	3-13-15
64 (64-71)	vs. Vanderbilt	3-11-12
70 (70-58)	vs. Georgia	3-15-14
70 (70-54)	vs. Florida	3-13-11
72 (72-58)	vs. Alabama	3-12-11
74 (74-71)	vs. Florida	3-10-12
74 (74-45)	vs. Tennessee	3-13-10

**FEWEST PTS. IN RUPP ARENA**

Pts.(Score)	Opp.	Date
55 (55-64)	BAYLOR	12-1-12
56 (56-46)	COLUMBIA	12-10-14
58 (58-38)	PROVIDENCE	11-30-14
61 (61-57)	FLORIDA	3-9-13

**FEWEST PTS. IN ROAD GAME**

Pts.(Score)	Opp.	Date
50 (50-64)	at Notre Dame	11-29-12
52 (52-69)	at Florida	2-12-13
55 (55-48)	at Alabama	3-4-14
55 (55-59)	at Alabama	1-22-13
57 (57-59)	at Robert Morris	3-19-13
57 (57-44)	at Georgia	1-24-12
58 (58-50)	at Louisville	12-27-14
58 (58-43)	at South Carolina	1-24-14
58 (58-88)	at Tennessee	2-16-13
58 (58-56)	at Vanderbilt	2-20-10

**FEWEST POINTS IN A HALF**

Pts.	Opp.	Date
19 <sup>2</sup>	at Georgia	1-24-12
21 <sup>1</sup>	vs. UConn	4-2-11
22 <sup>1</sup>	at Louisville	12-27-14
22 <sup>2</sup>	at Alabama	1-22-13
22 <sup>1</sup>	at Tennessee	3-6-11
23 <sup>1</sup>	COLUMBIA	12-10-14
23 <sup>2</sup>	vs. UConn	4-7-14
23 <sup>1</sup>	vs. Vanderbilt	3-15-13
23 <sup>2</sup>	vs. Maryland	11-9-12
23 <sup>1</sup>	vs. UConn	12-9-09

<sup>1</sup> - First Half; <sup>2</sup> - Second Half

**MOST FIELD GOALS**

FGs.	Opp.	Date
46	MARIST	11-11-11
44	vs. Arizona State	11-28-16
44	AUBURN	2-21-15
42	LIU-BROOKLYN	11-23-12
41	UT MARTIN	11-25-16
41	HARTFORD	12-29-09
40	vs. North Carolina	12-17-16
40	LAFAYETTE	11-16-12
38	CLEVELAND STATE	11-23-16
38	LSU	3-5-16
38	vs. Wake Forest	3-20-10

**FEWEST FIELD GOALS**

FGs.	Opp.	Date
14	at South Carolina	3-1-14
16	ALABAMA	3-4-14
17	LOUISVILLE	12-31-11
17	at Auburn	2-12-14
18	vs. LSU	3-9-12
18	vs. Vanderbilt	3-15-13
18	vs. Florida	3-16-14
18	vs. UConn	4-7-14
18	at Texas A&M	1-10-15
18	at South Carolina	1-24-15

**MOST FIELD-GOAL ATTEMPTS**

FGs.	Opp.	Date
84	vs. Arizona State	11-28-16
80	UCLA	12-3-16
80	ARKANSAS	1-23-10
77	ARKANSAS	3-9-12
76	ARKANSAS	2-27-14
75	MARIST	11-11-11
74	at Ole Miss	12-29-16
74	vs. North Carolina	12-17-16
74	UT MARTIN	11-25-16

**FEWEST FIELD-GOAL ATTEMPTS**

FGs.	Opp.	Date
39	at South Carolina	1-24-15
40	at Robert Morris	3-19-13
41	ALABAMA	1-31-15
41	TENNESSEE	1-31-12
42	FLORIDA	2-15-14
42	vs. Providence	12-1-13
42	vs. LSU	3-9-12
42	vs. Cleveland State	11-24-09

**MOST FREE THROWS**

FTs.	Opp.	Date
35	vs. Indiana	3-23-12
33	at South Carolina	3-1-14
32	LOUISVILLE	12-31-11
31	MOREHEAD STATE	11-21-12
31	INDIANA	12-11-10
30	vs. Auburn	3-14-15
30	UNC ASHEVILLE	11-8-13
30	vs. Baylor	3-25-12
29	ILLINOIS STATE	11-30-15
29	at North Carolina	12-14-13

**FEWEST FREE THROWS**

FTs.	Opp.	Date
4	vs. UConn	4-2-11
4	VANDERBILT	1-23-16
6	vs. Michigan	3-30-14
6	at Florida	2-12-13
6	at Alabama	1-22-13
6	vs. Princeton	3-17-11
7	at LSU	2-10-15
7	vs. UCLA	12-20-14
7	at Florida	3-4-12
7	at Georgia	1-24-12
7	vs. Wake Forest	3-20-10

**MOST FREE-THROW ATTEMPTS**

FTs.	Opp.	Date
48	UNC ASHEVILLE	11-8-13
46	ILLINOIS STATE	11-30-15
44	vs. Baylor	3-25-12
44	INDIANA	12-11-10
43	at North Carolina	12-14-13
43	LOUISVILLE	12-31-11
42	at South Carolina	3-1-14
41	vs. LSU	3-





CALIPARI ERA TEAM SINGLE-GAME RECORDS

**MOST OFFENSIVE REBOUNDS**

Rebs.	Opp.	Date
26	ARKANSAS	2-27-14
24	GRAND CANYON	11-14-14
24	vs. West Virginia	3-27-10
22	NJIT	11-14-15
22	at Auburn	2-2-14
22	ARKANSAS	1-23-10
21	VALPARAISO	12-7-16
21	COLUMBIA	12-10-14
21	at South Carolina	3-1-14
21	BAYLOR	12-1-12
21	at Indiana	12-12-09

**FEWEST OFFENSIVE REBOUNDS**

Rebs.	Opp.	Date
3	at South Carolina	1-24-14
5	GEORGIA	2-3-15
5	ALABAMA	1-31-15
5	MISSISSIPPI STATE	2-15-11
5	GEORGIA	1-29-11

**MOST DEFENSIVE REBOUNDS**

Rebs.	Opp.	Date
39	vs. Arizona State	11-28-12
39	ROBERT MORRIS	11-17-13
39	EASTERN MICHIGAN	1-2-13
38	vs. Hampton	3-19-15
38	EASTERN KENTUCKY	12-7-14
38	vs. Cleveland State	11-24-09
37	at Texas A&M	1-10-15
37	LOUISVILLE	12-31-11
37	ARKANSAS	1-23-10
36	at Florida	3-1-16
36	RADFORD	11-23-11
36	MARIST	11-11-11

**FEWEST DEFENSIVE REBOUNDS**

Rebs.	Opp.	Date
9	at Tennessee	2-16-13
13	NORTH CAROLINA	12-13-14
15	vs. Baylor	12-6-13
15	at Alabama	1-18-11
16	vs. Wisconsin	4-4-15
16	ALABAMA	1-31-15
16	TEXAS A&M	1-12-13
16	at Auburn	1-11-12
16	vs. UConn	11-24-10

**MOST ASSISTS**

Assts.	Opp.	Date
33	vs. Arizona State	11-28-12
30	HARTFORD	12-29-09
28	LIU-BROOKLYN	11-23-12
28	vs. UNC Asheville	11-30-09
25	CLEVELAND STATE	11-23-16
25	AUBURN	2-21-15
25	vs. UCLA	12-20-14
24	at Ole Miss	12-29-16
24	UT MARTIN	11-25-16
24	BOSTON	11-21-14
24	MARIST	11-11-11
24	vs. East Tennessee State	3-18-10

**FEWEST ASSISTS**

Assts.	Opp.	Date
5	LSU	2-22-14
6	VANDERBILT	3-1-11
7	at Florida	2-4-17
7	vs. Wisconsin	4-4-15
7	vs. Florida	3-13-15
7	ARKANSAS	2-27-14
7	at Auburn	2-12-14
7	BOISE STATE	12-10-13
7	vs. Vanderbilt	3-15-13
7	VANDERBILT	2-20-13
7	at Tennessee	1-14-12
7	vs. Washington	11-23-10

**MOST TURNOVERS**

Tos.	Opp.	Date
24	MOREHEAD STATE	11-13-09
23	SAM HOUSTON STATE	11-19-09
21	LOUISVILLE	12-31-11
21	vs. Old Dominion	11-20-11
21	NORTH CAROLINA	12-5-09
20	EASTERN MICHIGAN	11-27-13
20	ALBANY	11-13-15
20	vs. Cleveland State	11-24-09

**FEWEST TURNOVERS**

Tos.	Opp.	Date
3	at Georgia	3-3-15
3	at South Carolina	2-4-12
4	ALABAMA	2-23-16
4	COLUMBIA	12-10-14
4	vs. Wisconsin	4-5-14
4	PORTLAND	11-26-11
5	vs. Georgia	3-12-16
5	at Vanderbilt	2-27-16
5	ALABAMA	1-31-15

**MOST BLOCKS**

Blks.	Opp.	Date
18	ST. JOHN'S	12-1-11
15	vs. Stony Brook	3-17-16
14	at Georgia	3-3-10
13	vs. UCLA	12-20-14
13	at Ole Miss	1-29-13
13	ARKANSAS	1-17-12
13	vs. Kansas	11-15-11
13	MARIST	11-11-11

**FEWEST BLOCKS**

Blks.	Opp.	Date
1	at Vanderbilt	1-10-17
1	vs. Alabama	3-11-16
1	at LSU	1-5-16
1	WRIGHT STATE	11-20-15
1	ALABAMA	1-31-15
1	at Missouri	1-29-15
1	vs. Wisconsin	4-5-14
1	at Florida	3-8-14

**MOST STEALS**

Stls.	Opp.	Date
15	LAFAYETTE	11-16-12
13	OLE MISS	1-2-16
13	vs. UConn	12-9-09
12	STEPHEN F. AUSTIN	11-11-16
12	BOSTON	11-24-15
12	NORTH CAROLINA	12-13-14
12	PROVIDENCE	11-30-14
12	LIPSCOMB	12-15-12
12	PORTLAND	11-26-11
12	vs. Cornell	3-25-10
12	GEORGIA	1-9-10
12	vs. UNC Asheville	11-30-09

**FEWEST STEALS**

Stls.	Opp.	Date
0	vs. Baylor	12-6-13
1	vs. Michigan State	11-12-13
1	at Robert Morris	3-19-13
1	vs. West Virginia	3-19-11
1	FLORIDA	2-26-11

**MOST PERSONAL FOULS**

Fls.	Opp.	Date
33	at Kansas	1-30-16
31	at Arkansas	1-14-14
31	at North Carolina	12-14-13
29	at South Carolina	3-1-14
28	VANDERBILT	1-30-10
27	vs. Hofstra	12-11-16
27	at Florida	3-1-16
27	at UCLA	12-3-15
27	vs. West Virginia	3-27-10

**FEWEST PERSONAL FOULS**

Fls.	Opp.	Date
7	HARTFORD	12-29-09
8	MONTANA STATE	11-23-14
8	LAFAYETTE	11-16-12
8	vs. Florida	3-10-12
8	vs. Princeton	3-17-11
8	WINTHROP	12-22-10
8	DREXEL	12-21-09
8	vs. UNC Asheville	11-30-09

**HIGHEST FIELD-GOAL PCT.**

Pct.	Opp.	Date
.677	LIU-BROOKLYN	11-23-12
.647	AUBURN	2-21-15
.645	LAFAYETTE	11-16-12
.643	vs. Providence	12-1-13
.614	SOUTH CAROLINA	2-5-13
.613	MARIST	11-11-11
.603	vs. Wake Forest	3-20-10
.603	HARTFORD	12-29-09
.600	SAM HOUSTON STATE	11-19-09
.593	BOSTON	11-30-10

**LOWEST FIELD-GOAL PCT.**

Pct.	Opp.	Date
.269	at South Carolina	3-1-14
.281	at Texas A&M	1-10-15
.296	BAYLOR	12-1-12
.298	LOUISVILLE	12-31-11
.309	at Auburn	2-12-14
.327	ALABAMA	3-4-14
.339	vs. UConn	4-2-11
.342	ARKANSAS	2-27-14
.343	vs. West Virginia	3-27-10
.346	vs. Vanderbilt	3-15-13

**HIGHEST FREE-THROW PCT.**

Pct.	Opp.	Date
1.000	FLORIDA	2-7-12
1.000	AUSTIN PEAY	12-19-09
.958	TENNESSEE	1-18-14
.955	at Florida	2-7-15
.946	vs. Indiana	3-23-12
.923	at Mississippi State	2-25-15
.900	vs. Wisconsin	4-4-15

.900	at Ole Miss	2-18-14
.895	DREXEL	12-21-09
.889	at Alabama	1-17-15
.889	TENNESSEE	1-31-12

*min 10 attempts*

**LOWEST FREE-THROW PCT.**

Pct.	Opp.	Date
.333	vs. UConn	4-2-11
.391	EAST TENNESSEE ST.	11-12-10
.412	vs. Wake Forest	3-20-10
.435	at Vanderbilt	2-27-16
.471	PROVIDENCE	11-30-14
.478	at Louisville	12-29-12
.500	OLE MISS	1-2-16
.500	BOSTON	11-24-15
.500	vs. Georgia	3-15-14
.500	vs. Vanderbilt	3-15-13
.500	vs. Oklahoma	11-22-10

*min 10 attempts*

**HIGHEST 3-POINT PERCENTAGE**

Pct.	Opp.	Date
.700	at Florida	3-1-16
.692	DREXEL	12-21-09
.667	AUSTIN PEAY	12-19-09
.636	vs. Michigan	3-30-14
.625	BOSTON	11-30-10
.600	FLORIDA	2-6-16
.600	FLORIDA	2-7-12
.591	vs. Alabama	3-11-16
.583	vs. Arkansas	3-15-15
.583	at Florida	2-5-11

*min 10 attempts*

**LOWEST 3-POINT PERCENTAGE**

Pct.	Opp.	Date
.077	vs. Alabama	3-12-10
.083	TEXAS	12-5-14
.091	at Tennessee	2-27-10
.100	TENNESSEE	1-31-12
.111	at Vanderbilt	1-10-17
.118	COLUMBIA	12-10-14
.125	vs. LSU	3-9-12
.125	vs. West Virginia	3-27-10
.125	vs. Cornell	3-25-10
.143	GEORGIA	1-9-10
.143	LOUISVILLE	1-2-10

*min 10 attempts*

**HIGHEST REBOUND MARGIN**

Mg.	Opp.	Date
+31	NJIT	11-14-15
+30	GRAND CANYON	11-14-14
+28	NORTHERN KY.	11-10-13
+27	vs. Little Rock	1-3-12
+26	vs. Arizona State	11-28-16
+26	LOUISVILLE	12-31-11
+25	EASTERN KENTUCKY	12-9-15
+25	EASTERN MICHIGAN	1-2-13
+25	at Indiana	12-12-09
+24	SOUTH CAROLINA	2-14-15
+23	ROBERT MORRIS	11-17-13
+23	DREXEL	12-21-09

**LOWEST REBOUND MARGIN**

Mg.	Opp.	Date
-25	at Florida	2-4-17
-18	at Tennessee	2-16-13
-16	vs. Baylor	12-6-13
-16	vs. Maryland	11-9-12
-15	TENNESSEE	1-18-14
-14	at LSU	1-5-16
-12	vs. Wisconsin	4-4-15
-12	GEORGIA	2-3-15
-12	at South Carolina	1-24-14
-12	vs. Alabama	3-12-10
-11	at Kansas	1-30-16
-11	HARTFORD	12-5-14

**VICTORY MARGINS**

Margin (Score)	Opponent	Date
+58 (86-28)	MONTANA STATE	11-13-14
+52 (101-49)	LAFAYETTE	11-16-12
+50 (108-58)	MARIST	11-11-11
+49 (86-37)	MISSOURI	1-13-15
+48 (92-44)	UT ARLINGTON	11-25-14
+48 (88-40)	RADFORD	11-23-11
+46 (115-69)	vs. Arizona State	11-28-16
+44 (88-44)	DREXEL	12-21-09
+42 (100-58)	TEXAS A&M	1-3-17
+43 (104-61)	HARTFORD	12-29-09
+40 (85-45)	GRAND CANYON	11-14-14
+39 (78-39)	vs. West Virginia	3-26-15
+39 (83-44)	vs. UCLA	12-20-14

**VICTORY MARGIN IN RUPP ARENA**

Margin (Score)	Opponent	Date
+58 (86-28)	MONTANA STATE	11-13-14
+52 (101-49)	LAFAYETTE	11-16-12
+50 (108-58)	MARIST	11-11-11
+49 (86-37)	MISSOURI	1-13-15

+48 (92-44)	UT ARLINGTON	11-25-14
+48 (88-40)	RADFORD	11-23-11
+44 (88-44)	DREXEL	12-21-09
+43 (104-61)	HARTFORD	12-29-09
+42 (100-58)	TEXAS A&M	1-3-17
+40 (85-45)	GRAND CANYON	11-14-14
+38 (87-49)	ROBERT MORRIS	11-17-13
+38 (88-50)	LIPSCOMB	12-15-12
+38 (82-44)	LSU	1-15-11

**VICTORY MARGIN IN SEC PLAY**

Margin (Score)	Opponent	Date
+49 (86-37)	MISSOURI	1-13-15
+42 (100-58)	TEXAS A&M	1-3-17
+38 (82-44)	LSU	1-15-11
+35 (110-75)	AUBURN	2-21-15
+34 (82-48)	GEORGIA	2-9-16
+34 (88-54)	MISSOURI	1-27-16
+34 (77-43)	SOUTH CAROLINA	2-14-15
+34 (86-52)	at South Carolina	2-4-12
+31 (90-59)	SOUTH CAROLINA	2-19-11
+31 (101-70)	ARKANSAS	1-23-10
+30 (43-36)	MISSISSIPPI STATE	2-27-13
+30 (79-49)	GEORGIA	3-1-12

**VICTORY MARGIN ON THE ROAD**

Margin (Score)	Opponent	Date
+34 (86-52)	at South Carolina	2-4-12
+31 (79-48)	at Portland	11-19-10
+27 (89-62)	at South Carolina	2-13-16
+26 (81-55)	at LSU	2-6-10
+24 (74-50)	at LSU	1-28-12



# De'Aaron FOX

# 0

Freshman • Guard • 6-3 • Houston  
Cypress Lakes • Undergraduate Studies

## BIO BLAST

- Returned at Florida and scored 19 after missing the Georgia game due to illness
- One of 10 midseason finalists for the Bob Cousy Point Guard of the Year Award
- On Wooden Award Late Season Top 20 List
- Leads the SEC in assists per game (5.4)
- Has scored in double figures in 20 of 24 games he's played
- Four-time SEC Freshman of the Week (Nov. 21, Dec. 5, Dec. 19 and Jan. 9)
- Scored 21 points in the win at Mississippi State including a run of nine straight in the final three minutes of the game
- Followed a career-high 27 points vs. Arkansas with 22 in the win at Vanderbilt
- Recorded just the second triple-double in program history with 14 points, 11 rebounds and 10 assists vs. Arizona State
- Made his first 21 free throws of the year, the second best start by a freshman in UK history
- Tapped to the preseason Bob Cousy Award and Naismith Trophy watch lists
- Preseason All-SEC First Team selection (AP/Coaches)
- Twelve assists vs. SFA set the UK record for dimes in an opener, as well as anyone's UK debut (with assist records dating back to the 1971-72 season)

## SEASON AVERAGES

Games played	24
Minutes/game	29.4
Points/game	15.7
FG Pct	47.3
3FG Pct	17.4
FT Pct	72.4
Rebounds/game	4.2
Assists/game	5.4
Turnovers/game	2.3
Assist/turnover ratio	2.3
Steals/game	1.6
Blocks/game	0.2

## SEASON HIGHS

Points	27, vs. ARKANSAS (1/7/17)
FG Made	11, at Vanderbilt (1/10/17)
FG Attempts	21, vs. North Carolina (12/17/16)
3FG Made	2, at Tennessee (1/24/17)
3FG Attempts	4, vs. UCLA (12/03/16)
FT Made	9, twice, last at Florida (2/4/17)
FT Attempts	10, twice, last at Florida (2/4/17)
Rebounds	11, vs. Arizona St. (11/28/16)
Assists	12, vs. SFA (11/11/16)
Steals	3, five times, last vs. LSU (2/8/17)
Blocks	1, four times, last at Tennessee (1/24/17)
Minutes	38, vs. KANSAS (1/28/17)

## CAREER HIGHS

Points	27, vs. ARKANSAS (1/7/17)
FG Made	11, at Vanderbilt (1/10/17)
FG Attempts	21, vs. North Carolina (12/17/16)
3FG Made	2, at Tennessee (1/24/17)
3FG Attempts	4, vs. UCLA (12/03/16)
FT Made	9, twice, last at Florida (2/4/17)
FT Attempts	10, twice, last at Florida (2/4/17)
Rebounds	11, vs. Arizona St. (11/28/16)
Assists	12, vs. SFA (11/11/16)
Steals	3, five times, last vs. LSU (2/8/17)
Blocks	1, four times, last at Tennessee (1/24/17)
Minutes	38, vs. KANSAS (1/28/17)

## GAME-BY-GAME

Opponent	Date	gs	min	Total		3-Pointers		Free throws		Rebounds				Other				pts	avg		
				fg-fga	pct	3fg-fga	pct	ft-fga	pct	off	def	tot	avg	pf	a	tlo	blk			stl	
STEPHEN F. AUSTIN	11/11/16	*	30	3-9	.333	0-2	.000	6-6	1.000	2	2	4	4.0	3	12	3	0	3	12	12.0	
CANISIUS	11/13/16	*	33	6-13	.462	0-3	.000	9-9	1.000	1	3	4	4.0	1	3	2	0	0	21	16.5	
vs #13/13 Michigan State	11/15/16	*	29	3-10	.300	0-2	.000	6-6	1.000	0	4	4	4.0	2	6	3	1	1	12	15.0	
DUQUESNE	11/20/16	*	31	5-13	.385	1-2	.500	5-8	.625	1	6	7	4.8	2	6	1	0	3	16	15.3	
CLEVELAND STATE	11/23/16	*	33	6-15	.400	0-2	.000	4-7	.571	0	4	4	4.6	1	11	2	1	2	16	15.4	
UT-MARTIN	11/25/16	*	28	7-12	.583	0-3	.000	2-4	.500	1	5	6	4.8	2	5	4	0	3	16	15.5	
vs Arizona State	11/28/16	*	31	6-9	.667	1-1	1.000	1-2	.500	2	9	11	5.7	3	10	4	0	2	14	15.3	
#11/9 UCLA	12/03/16	*	34	8-20	.400	1-4	.250	3-5	.600	0	2	2	5.3	4	9	2	0	1	20	15.9	
VALPO	12/07/16	*	29	3-9	.333	0-1	.000	3-8	.375	1	6	7	5.4	1	5	1	1	2	9	15.1	
vs Hofstra	12/11/16	*	24	5-8	.625	0-1	.000	5-5	1.000	0	5	5	5.4	3	2	2	0	0	15	15.1	
vs #7/6 North Carolina	12/17/16	*	35	9-21	.429	0-2	.000	6-7	.857	0	4	4	5.3	1	10	2	0	2	24	15.9	
at #10/11 Louisville	12/21/16	*	34	7-15	.467	1-3	.333	6-10	.600	0	2	2	5.0	3	3	4	0	2	21	16.3	
at Ole Miss	12/29/16	*	23	3-10	.300	0-2	.000	1-3	.333	0	5	5	5.0	2	7	1	0	3	7	15.6	
TEXAS A&M	01/03/17	*	28	5-9	.556	0-1	.000	5-8	.625	1	4	5	5.0	0	6	3	0	2	15	15.6	
ARKANSAS	01/07/17	*	36	10-16	.625	0-2	.000	7-7	1.000	0	6	6	5.1	2	6	2	0	1	27	16.3	
at Vanderbilt	01/10/17	*	25	11-17	.647	0-1	.000	0-0	.000	0	5	5	5.1	4	2	1	0	1	22	16.7	
AUBURN	01/14/17	*	27	6-11	.545	1-2	.500	0-2	.000	1	3	4	5.0	5	5	1	0	1	13	16.5	
at Mississippi State	01/17/17	*	36	8-15	.533	0-3	.000	5-9	.556	0	5	5	5.0	0	5	3	0	1	21	16.7	
#24/24 SOUTH CAROLINA	01/21/17	*	8	3-3	1.000	0-0	.000	0-1	.000	0	1	1	4.8	0	1	0	0	0	6	16.2	
at Tennessee	01/24/17	*	25	4-9	.444	2-2	1.000	7-8	.875	0	0	0	4.6	4	4	2	1	2	17	16.2	
#2/1 KANSAS	01/28/17	*	38	5-12	.417	0-2	.000	0-0	.000	0	2	2	4.4	3	2	5	0	2	10	15.9	
GEORGIA	01/31/17	dnp	-	-	-	-	-	-	-	-	-	-	-	-	-	-	-	-	-	-	
at #24/23 Florida	02/04/17		25	5-11	.455	0-1	.000	9-10	.900	0	3	3	4.4	4	0	3	0	0	19	16.0	
LSU	02/07/17	*	33	7-13	.538	1-2	.500	1-1	1.000	0	4	4	4.3	2	6	3	0	3	16	16.0	
at Alabama	02/11/17	*	30	3-12	.250	0-2	.000	1-1	1.000	1	0	1	4.2	4	3	2	0	2	7	15.7	
Totals			23	705	138-292	.473	8-46	.174	92-127	.724	11	90	101	4.2	56	129	56	4	39	376	15.7

## SUPERLATIVES

Season Stats		Career Stats	
10+ points	20	10+ points	20
20+ points	7	20+ points	7
3+ assists	19	3+ assists	19
3+ steals	5	3+ steals	5
10+ rebounds	1	10+ rebounds	1
Double-doubles	4	Double-doubles	4
Dunks	13	Dunks	13

## CAREER STATS

Year	GP-GS	Min-Avg	FG-FGA	Pct	3FG-FGA	Pct	FT-FTA	Pct	Off-Def-Tot-Avg	PF-FO	Ast	TO	Blk	Stl	Pts	Avg
2016-17	24-23	705-29.4	138-292	.473	8-46	.174	92-127	.724	11-90-101-4.2	56-1	129	56	4	39	376	15.7
TOTAL	24-23	705-29.4	138-292	.473	8-46	.174	92-127	.724	11-90-101-4.2	56-1	129	56	4	39	376	15.7



# SACHA KILLEYA-JONES



Freshman • Forward • 6-10 • Chapel Hill, N.C.  
Virginia Episcopal • Communication

## BIO BLAST

- Missed the Georgia and Florida games with an illness
- Snared a career-high six rebounds while adding four points in a win over Arizona State
- Scored 12 points and hauled in four rebounds vs. UT Martin
- Grabbed three rebounds in his UK debut, and another four against Canisius
- One of five McDonald's All-Americans on the 2016-17 roster
- Posted 13 games with at least 20 points and 10 rebounds as a senior in high school
- Named the Virginia Player of the Year as a senior
- Youngest player on the 2016-17 roster
- Won a state title and two AAU national championships during his prep career
- An accomplished quarterback up until his sophomore season in which he gave up football to focus on basketball

## SEASON AVERAGES

Games played	15
Minutes/game	6.4
Points/game	2.7
FG Pct	58.6
3FG Pct	
FT Pct	40.0
Rebounds/game	2.1
Assists/game	0.1
Turnovers/game	0.5
Assist/turnover ratio	0.3
Steals/game	0.1
Blocks/game	0.7

## SEASON HIGHS

Points	12, vs. UT MARTIN (11/25/16)
FG Made	6, vs. UT MARTIN (11/25/16)
FG Attempts	8, vs. UT MARTIN (11/25/16)
3FG Made	
3FG Attempts	
FT Made	3, vs. CLEVELAND ST. (11/23/16)
FT Attempts	5, vs. CLEVELAND ST. (11/23/16)
Rebounds	6, vs. Arizona St. (11/28/16)
Assists	1, twice, last vs. ARKANSAS (1/7/17)
Steals	1, vs. Hofstra (12/11/16)
Blocks	2, three times, last vs. Hofstra (12/11/16)
Minutes	13, twice, last vs. UT MARTIN (11/25/16)

## CAREER HIGHS

Points	12, vs. UT MARTIN (11/25/16)
FG Made	6, vs. UT MARTIN (11/25/16)
FG Attempts	8, vs. UT MARTIN (11/25/16)
3FG Made	
3FG Attempts	
FT Made	3, vs. CLEVELAND ST. (11/23/16)
FT Attempts	5, vs. CLEVELAND ST. (11/23/16)
Rebounds	6, vs. Arizona St. (11/28/16)
Assists	1, twice, last vs. ARKANSAS (1/7/17)
Steals	1, vs. Hofstra (12/11/16)
Blocks	2, three times, last vs. Hofstra (12/11/16)
Minutes	13, twice, last vs. UT MARTIN (11/25/16)

## GAME-BY-GAME

Opponent	Date	gs	min	Total		3-Pointers		Free Throws		Rebounds			pf	a	t/o	blk	stl	pts	avg			
				fg	fga	pct	3fg	3fga	pct	ft	fta	pct								off	def	tot
STEPHEN F. AUSTIN	11/11/16	9	0-1	.000	0-0	.000	0-0	.000	1-4	.250	1	2	3	3.0	0	0	2	1	0	0.0		
CANISIUS	11/13/16	7	1-1	1.000	0-0	.000	0-0	.000	1-4	.250	1	3	4	3.5	1	0	0	1	0	3	1.5	
vs #13/13 Michigan State	11/15/16	4	0-1	.000	0-0	.000	0-0	.000	0-2	.000	0	0	0	2.3	1	0	1	0	0	0	1.0	
DUQUESNE	11/20/16	13	3-5	.600	0-0	.000	0-0	.000	1-2	.500	1	2	3	2.5	2	0	0	2	0	6	2.3	
CLEVELAND STATE	11/23/16	11	1-2	.500	0-0	.000	3-5	.600	0-0	.000	0	2	2	2.4	0	0	1	0	1	0	5	2.8
UT-MARTIN	11/25/16	13	6-8	.750	0-0	.000	0-0	.000	1-3	.333	1	3	4	2.7	3	0	1	1	0	12	4.3	
vs Arizona State	11/28/16	10	2-2	1.000	0-0	.000	0-0	.000	2-4	.500	2	4	6	3.1	4	1	0	0	0	4	4.3	
#11/9 UCLA	12/03/16	dnp	-	-	-	-	-	-	-	-	-	-	-	-	-	-	-	-	-	-	-	
VALPO	12/07/16	8	1-2	.500	0-0	.000	0-2	.000	2-1	.500	2	1	3	3.1	1	0	2	2	0	2	4.0	
vs Hofstra	12/11/16	9	2-4	.500	0-0	.000	0-0	.000	2-0	1.000	2	0	2	3.0	3	0	0	2	1	4	4.0	
vs #7/6 North Carolina	12/17/16	1	0-0	.000	0-0	.000	0-0	.000	0-0	.000	0	0	0	2.7	1	0	0	0	0	0	3.6	
at #10/11 Louisville	12/21/16	dnp	-	-	-	-	-	-	-	-	-	-	-	-	-	-	-	-	-	-	-	
at Ole Miss	12/29/16	0	0-0	.000	0-0	.000	0-0	.000	0-0	.000	0	0	0	2.5	0	0	0	0	0	0	3.3	
TEXAS A&M	01/03/17	6	1-3	.333	0-0	.000	0-0	.000	2-0	1.000	2	0	2	2.4	1	0	1	0	0	2	3.2	
ARKANSAS	01/07/17	2	0-0	.000	0-0	.000	2-2	1.000	0-0	.000	0	2	2	2.4	0	1	0	0	0	2	3.1	
at Vanderbilt	01/10/17	dnp	-	-	-	-	-	-	-	-	-	-	-	-	-	-	-	-	-	-	-	
AUBURN	01/14/17	dnp	-	-	-	-	-	-	-	-	-	-	-	-	-	-	-	-	-	-	-	
at Mississippi State	01/17/17	1	0-0	.000	0-0	.000	0-0	.000	0-0	.000	0	0	0	2.2	2	0	0	0	0	0	2.9	
#24/24 SOUTH CAROLINA	01/21/17	2	0-0	.000	0-0	.000	0-0	.000	0-0	.000	0	0	0	2.1	0	0	0	0	0	0	2.7	
at Tennessee	01/24/17	dnp	-	-	-	-	-	-	-	-	-	-	-	-	-	-	-	-	-	-	-	
#2/1 KANSAS	01/28/17	dnp	-	-	-	-	-	-	-	-	-	-	-	-	-	-	-	-	-	-	-	
GEORGIA	01/31/17	dnp	-	-	-	-	-	-	-	-	-	-	-	-	-	-	-	-	-	-	-	
at #24/23 Florida	02/04/17	dnp	-	-	-	-	-	-	-	-	-	-	-	-	-	-	-	-	-	-	-	
LSU	02/07/17	dnp	-	-	-	-	-	-	-	-	-	-	-	-	-	-	-	-	-	-	-	
at Alabama	02/11/17	dnp	-	-	-	-	-	-	-	-	-	-	-	-	-	-	-	-	-	-	-	
Totals		0	96	17-29	.586	0-0	.000	6-15	.400	12	19	31	2.1	19	2	7	10	1	40	2.7		

## SUPERLATIVES

Season Stats		Career Stats	
10+ points	1	10+ points	1
20+ points	-	20+ points	-
3+ blocks	-	3+ blocks	-
3+ steals	-	3+ steals	-
10+ rebounds	-	10+ rebounds	-
Double-doubles	-	Double-doubles	-
Dunks	4	Dunks	4

## CAREER STATS

Year	GP-GS	Min-Avg	FG-FGA	Pct	3FG-FGA	Pct	FT-FTA	Pct	Off-Def-Tot-Avg	PF-FO	Ast	TO	Blk	Stl	Pts	Avg
2016-17	15-0	96-6.4	17-29	.586	0-0	.000	6-15	.400	12-19-31-2.1	19-0	2	7	10	1	40	2.7
TOTAL	15-0	96-6.4	17-29	.586	0-0	.000	6-15	.400	12-19-31-2.1	19-0	2	7	10	1	40	2.7





# BAM ADEBAYO

# 3

Freshman • Forward • 6-10 • Little Washington, N.C.  
High Point Christian Acad. • Undergraduate Studies

## BIO BLAST

- Has reached double figures in scoring in 20 of 25 games
- Dunked a remarkable 72 shots this season. Anthony Davis owns the Calipari record with 92
- Has three double-doubles this season
- Leads the team in rebounding at 6.9 boards per game
- Recorded a career-high 25 points at Ole Miss on a career-high eight dunks
- Preseason All-SEC First Team (AP/Coaches)
- Named to the preseason Kareem Abdul-Jabbar and Naismith Trophy watch lists
- Tabbed a preseason second-team All-American by CBSSports.com and a third-team selection by College Basketball Talk
- North Carolina 2016 Gatorade High School Player of the Year
- One of five Wildcats who earned McDonald's All-America honors on the 2016-17 roster
- Averaged 18.9 points and 13.0 rebounds as a senior in high school
- Earned his nickname, "Bam," when he flipped a coffee table as a toddler while his mother was watching "The Flintstones"

## SEASON AVERAGES

Games played	25
Minutes/game	27.6
Points/game	12.9
FG Pct	60.3
3FG Pct	
FT Pct	61.7
Rebounds/game	6.9
Assists/game	0.8
Turnovers/game	1.6
Assist/turnover ratio	0.5
Steals/game	0.7
Blocks/game	1.6

## SEASON HIGHS

Points	25, at Ole Miss (12/29/16)
FG Made	12, at Ole Miss (12/29/16)
FG Attempts	19, at Ole Miss (12/29/16)
3FG Made	
3FG Attempts	
FT Made	10, vs. UCLA (12/03/16)
FT Attempts	13, twice, last vs. UCLA (12/03/16)
Rebounds	13, vs. UCLA (12/03/16)
Assists	3, vs. KANSAS (1/28/17)
Steals	4, at Florida (2/4/17)
Blocks	4, vs. UCLA (12/03/16)
Minutes	37, vs. KANSAS (1/28/17)

## CAREER HIGHS

Points	25, at Ole Miss (12/29/16)
FG Made	12, at Ole Miss (12/29/16)
FG Attempts	19, at Ole Miss (12/29/16)
3FG Made	
3FG Attempts	
FT Made	10, vs. UCLA (12/03/16)
FT Attempts	13, twice, last vs. UCLA (12/03/16)
Rebounds	13, vs. UCLA (12/03/16)
Assists	3, vs. KANSAS (1/28/17)
Steals	4, at Florida (2/4/17)
Blocks	4, vs. UCLA (12/03/16)
Minutes	37, vs. KANSAS (1/28/17)

## GAME-BY-GAME

Opponent	Date	gs	min	Total		3-Pointers		Free throws		Rebounds				pf	a	t/o	blk	stl	pts	avg	
				fg-fga	pct	3fg-fga	pct	ft-fga	pct	off	def	tot	avg								
STEPHEN F. AUSTIN	11/11/16	*	15	1-1	1.000	0-0	.000	3-7	.429	1	0	1	1.0	4	1	1	0	1	5	5.0	
CANISIUS	11/13/16	*	27	3-9	.333	0-0	.000	8-13	.615	6	5	11	6.0	2	2	0	3	0	14	9.5	
vs #13/13 Michigan State	11/15/16	*	26	2-3	.667	0-0	.000	2-3	.667	1	4	5	5.7	4	0	5	2	0	6	8.3	
DUQUESNE	11/20/16	*	24	5-8	.625	0-0	.000	2-3	.667	3	5	8	6.3	2	1	1	2	2	12	9.3	
CLEVELAND STATE	11/23/16	*	26	5-8	.625	0-0	.000	4-4	1.000	2	5	7	6.4	4	2	1	0	0	14	10.2	
UT-MARTIN	11/25/16	*	25	5-10	.500	0-0	.000	5-8	.625	8	4	12	7.3	0	0	1	1	0	15	11.0	
vs Arizona State	11/28/16	*	23	5-7	.714	0-0	.000	2-3	.667	5	4	9	7.6	1	2	0	3	0	12	11.1	
#11/9 UCLA	12/03/16	*	33	4-12	.333	0-0	.000	10-13	.769	7	6	13	8.3	3	0	0	4	0	18	12.0	
VALPO	12/07/16	*	29	5-9	.556	0-0	.000	6-8	.750	3	4	7	8.1	2	0	3	1	1	16	12.4	
vs Hofstra	12/11/16	*	25	7-10	.700	0-0	.000	0-1	.000	1	6	7	8.0	2	1	1	2	0	14	12.6	
vs #7/6 North Carolina	12/17/16	*	19	6-11	.545	0-0	.000	1-3	.333	4	3	7	7.9	5	1	0	0	0	13	12.6	
at #10/11 Louisville	12/21/16	*	35	5-6	.833	0-0	.000	1-6	.167	4	5	9	8.0	3	1	3	2	1	11	12.5	
at Ole Miss	12/29/16	*	34	12-19	.632	0-0	.000	1-4	.250	1	3	4	7.7	1	1	1	3	0	25	13.5	
TEXAS A&M	01/03/17	*	23	4-6	.667	0-0	.000	2-2	1.000	1	2	3	7.4	0	1	2	3	3	10	13.2	
ARKANSAS	01/07/17	*	33	3-5	.600	0-0	.000	5-10	.500	4	3	7	7.3	2	1	1	1	1	11	13.1	
at Vanderbilt	01/10/17	*	30	3-4	.750	0-0	.000	8-10	.800	3	4	7	7.3	4	0	1	0	0	14	13.1	
AUBURN	01/14/17	*	35	4-5	.800	0-0	.000	7-11	.636	2	6	8	7.4	2	0	3	3	0	15	13.2	
at Mississippi State	01/17/17	*	20	2-2	1.000	0-0	.000	1-2	.500	1	3	4	7.2	4	1	3	2	0	5	12.8	
#24/24 SOUTH CAROLINA	01/21/17	*	29	5-6	.833	0-0	.000	8-12	.667	2	1	3	6.9	4	1	1	0	2	18	13.1	
at Tennessee	01/24/17	*	34	7-8	.875	0-0	.000	7-8	.875	1	4	5	6.9	3	0	1	2	0	21	13.5	
#2/1 KANSAS	01/28/17	*	37	3-7	.429	0-0	.000	4-10	.400	4	4	8	6.9	4	3	4	1	2	10	13.3	
GEORGIA	01/31/17	*	22	4-6	.667	0-0	.000	4-6	.667	2	3	5	6.8	4	0	1	1	1	12	13.2	
at #24/23 Florida	02/04/17	*	33	4-10	.400	0-0	.000	1-5	.200	1	6	7	6.8	3	1	2	1	4	9	13.0	
LSU	02/07/17	*	24	2-3	.667	0-0	.000	4-6	.667	3	6	9	6.9	4	0	1	1	0	8	12.8	
at Alabama	02/11/17	*	28	5-9	.556	0-0	.000	4-4	1.000	3	4	7	6.9	5	0	2	2	0	14	12.9	
Totals			25	689	111-184	.603	0-0	.000	100-162	.617	73	100	173	6.9	72	20	39	40	18	322	12.9

## SUPERLATIVES

Season Stats		Career Stats	
10+ points	20	10+ points	20
20+ points	2	20+ points	2
3+ blocks	6	3+ blocks	6
3+ steals	2	3+ steals	2
10+ rebounds	3	10+ rebounds	3
Double-doubles	3	Double-doubles	3
Dunks	72	Dunks	72

## CAREER STATS

Year	GP-GS	Min-Avg	FG-FGA	Pct	3FG-FGA	Pct	FT-FTA	Pct	Off-Def-Tot-Avg	PF-FO	Ast	TO	Blk	Stl	Pts	Avg
2016-17	25-25	689-27.6	111-184	.603	0-0	.000	100-162	.617	73-100-173-6.9	72-2	20	39	40	18	322	12.9
TOTAL	25-25	689-27.6	111-184	.603	0-0	.000	100-162	.617	73-100-173-6.9	72-2	20	39	40	18	322	12.9



# Hamidou DIALLO

**4**

Freshman • Guard • 6-5 • Queens, N.Y.  
Putnam Science Academy • Undergraduate Studies

## BIO BLAST

- Midyear enrollee who joined the team in January after graduating from Putnam Science Academy in Connecticut in May
- Top-10 prospect in the class of 2017 by many national pundits
- Ranked by 247 Sports as No. 9 overall player, while ESPN lists him at No. 11
- No. 1 shooting guard by both 247 Sports and Scout
- During his final season at Putnam the Mustangs went 38-3 overall and made an appearance in the state semifinals
- Two-time all-state honoree and averaged 19.0 points, 6.0 rebounds and 3.0 assists in his senior season
- Averaged 17.0 points and 4.0 rebounds as a junior
- Named MVP of the Hoophall Classic and the Dematha Classic
- Key member of the USA Men's U18 National Team that won gold at the 2016 FIBA Americas U18 Championship in Chile in July
- Averaged 7.6 points and 4.6 rebounds per game for Team USA
- Honor-roll student

## SEASON AVERAGES

Games played .....	
Minutes/game .....	
Points/game .....	
FG Pct .....	
FT Pct .....	
Rebounds/game .....	
Assists/game .....	
Turnovers/game .....	
Assist/turnover ratio .....	
Steals/game .....	
Blocks/game .....	

## GAME-BY-GAME

Has not yet played

## SEASON HIGHS

Points .....	
FG Made .....	
FG Attempts .....	
3FG Made .....	
3FG Attempts .....	
FT Made .....	
FT Attempts .....	
Rebounds .....	
Assists .....	
Steals .....	
Blocks .....	
Minutes .....	

## CAREER HIGHS

Points .....	
FG Made .....	
FG Attempts .....	
3FG Made .....	
3FG Attempts .....	
FT Made .....	
FT Attempts .....	
Rebounds .....	
Assists .....	
Steals .....	
Blocks .....	
Minutes .....	

## SUPERLATIVES

Season Stats		Career Stats	
10+ points	-	10+ points	-
20+ points	-	20+ points	-
3+ blocks	-	3+ blocks	-
3+ steals	-	3+ steals	-
10+ rebounds	-	10+ rebounds	-
Double-doubles	-	Double-doubles	-
Dunks	-	Dunks	-

## CAREER STATS

--	--	--	--

# MALIK MONK

# 5

Freshman • Guard • 6-3 • Lepanto, Ark.  
Bentonville • Undergraduate Studies



## SEASON AVERAGES

Games played	25
Minutes/game	31.6
Points/game	21.7
FG Pct	48.6
3FG Pct	41.4
FT Pct	82.2
Rebounds/game	2.2
Assists/game	2.2
Turnovers/game	2.0
Assist/turnover ratio	1.1
Steals/game	1.2
Blocks/game	0.4

## SEASON HIGHS

Points	47, vs. North Carolina (12/17/16)
FG Made	18, vs. North Carolina (12/17/16)
FG Attempts	28, vs. North Carolina (12/17/16)
3FG Made	8, vs. North Carolina (12/17/16)
3FG Attempts	13, at Tennessee (1/24/17)
FT Made	10, vs. GEORGIA (1/31/17)
FT Attempts	12, vs. GEORGIA (1/31/17)
Rebounds	6, twice, last at Ole Miss (12/29/16)
Assists	7, vs. UT MARTIN (11/25/16)
Steals	5, vs. UCLA (12/03/16)
Blocks	3, vs. GEORGIA (1/31/17)
Minutes	44, vs. GEORGIA (1/31/17)

## CAREER HIGHS

Points	47, vs. North Carolina (12/17/16)
FG Made	18, vs. North Carolina (12/17/16)
FG Attempts	28, vs. North Carolina (12/17/16)
3FG Made	8, vs. North Carolina (12/17/16)
3FG Attempts	13, at Tennessee (1/24/17)
FT Made	10, vs. GEORGIA (1/31/17)
FT Attempts	12, vs. GEORGIA (1/31/17)
Rebounds	6, twice, last at Ole Miss (12/29/16)
Assists	7, vs. UT MARTIN (11/25/16)
Steals	5, vs. UCLA (12/03/16)
Blocks	3, vs. GEORGIA (1/31/17)
Minutes	44, vs. GEORGIA (1/31/17)

## BIO BLAST

- SEC Player of the Week and USBWA National Player of the Week (Dec. 19)
- SEC Freshman of the Week (Nov. 21, Jan. 2 and Jan. 16)
- Leads the SEC in scoring with a 21.7 average. No Calipari-coached player has ever averaged more than 21.2 points for an entire year (Dajuan Wagner at Memphis in 2001-02)
- Has made 79 3-pointers in the first 25 games, just ahead of where Jamal Murray (76) was through the same amount of games when he went on to break the UK freshman record
- Scored in double figures in all 25 games this year
- Has scored 23 or more in eight of the last 15 and 30-plus in three of those
- Set the UK freshman single-game scoring record with 47 points vs. UNC on 18-of-22 shooting, including eight 3-pointers and the all-important go-ahead try with seconds remaining. It's the most points any Calipari-coached player in college has ever scored
- Two games later scored 34, with five 3s, in the SEC opener at Ole Miss. It was the school record for most points by a freshman in a road game
- Preseason All-SEC Second Team (AP/Coaches)
- Tabbed Jerry West Award (nation's top shooting guard) finalist
- On the Wooden Award Late Season Top 20 List and the Naismith Trophy Midseason 30

## GAME-BY-GAME

Opponent	Date	gs	min	Total		3-Pointers		Free throws		Rebounds					pts	avg					
				fg	fga	fga	pct	ft	fta	pct	off	def	tot	avg			pf	a	t/o	blk	stl
STEPHEN F. AUSTIN	11/11/16	*	20	4-14	286	1-6	.167	1-1	1.000	0	0	0	0.0	3	1	1	1	1	10	10.0	
CANISIUS	11/13/16	*	32	5-11	455	2-6	.333	4-4	1.000	1	3	4	2.0	2	2	3	1	1	16	13.0	
vs #13/13 Michigan State	11/15/16	*	34	8-17	471	7-11	.636	0-0	.000	0	6	6	3.3	1	1	2	0	0	23	16.3	
DUQUESNE	11/20/16	*	18	6-12	500	2-8	.250	0-0	.000	0	2	2	3.0	2	0	1	1	0	14	15.8	
CLEVELAND STATE	11/23/16	*	30	8-12	667	4-6	.667	3-5	.600	0	3	3	3.0	1	4	3	0	2	23	17.2	
UT-MARTIN	11/25/16	*	29	10-17	588	2-8	.250	4-4	1.000	0	2	2	2.8	2	7	2	0	1	26	18.7	
vs Arizona State	11/28/16	*	30	8-20	400	3-10	.300	4-5	.800	0	3	3	2.9	0	4	2	0	1	23	19.3	
#11/9 UCLA	12/03/16	*	36	10-19	526	4-8	.500	0-0	.000	2	1	3	2.9	3	0	2	0	5	24	19.9	
VALPO	12/07/16	*	22	6-13	462	1-5	.200	2-2	1.000	1	1	2	2.8	2	1	2	0	0	15	19.3	
vs Hofstra	12/11/16	*	29	7-16	438	4-10	.400	2-2	1.000	1	0	1	2.6	4	4	0	1	0	20	19.4	
vs #7/6 North Carolina	12/17/16	*	38	18-28	643	8-12	.667	3-5	.600	0	0	0	2.4	0	2	2	0	1	47	21.9	
at #10/11 Louisville	12/21/16	*	29	6-17	353	1-9	.111	3-3	1.000	0	3	3	2.4	4	1	3	0	1	16	21.4	
at Ole Miss	12/29/16	*	35	11-16	688	5-7	.714	7-8	.875	2	4	6	2.7	2	1	1	0	3	34	22.4	
TEXAS A&M	01/03/17	*	24	8-11	727	5-7	.714	5-5	1.000	0	1	1	2.6	1	0	1	0	1	26	22.6	
ARKANSAS	01/07/17	*	27	4-10	400	0-5	.000	4-6	.667	1	0	1	2.5	4	3	1	0	1	12	21.9	
at Vanderbilt	01/10/17	*	29	6-15	400	1-4	.250	5-6	.833	0	1	1	2.4	3	1	0	0	1	18	21.7	
AUBURN	01/14/17	*	36	8-14	571	4-8	.500	4-4	1.000	0	1	1	2.3	0	6	1	1	0	24	21.8	
at Mississippi State	01/17/17	*	34	5-14	357	0-3	.000	4-6	.667	0	3	3	2.3	1	4	5	0	1	14	21.4	
#24/24 SOUTH CAROLINA	01/21/17	*	36	9-14	643	4-7	.571	5-6	.833	0	3	3	2.4	0	1	4	1	2	27	21.7	
at Tennessee	01/24/17	*	37	7-19	368	3-13	.231	8-10	.800	0	3	3	2.4	2	4	5	0	1	25	21.9	
#2/1 KANSAS	01/28/17	*	39	6-13	462	2-6	.333	4-5	.800	1	3	4	2.5	2	2	2	0	0	18	21.7	
GEORGIA	01/31/17	*	44	10-21	476	7-11	.636	10-12	.833	0	3	3	2.5	1	1	5	3	3	37	22.4	
at #24/23 Florida	02/04/17	*	34	4-14	286	3-7	.429	0-0	.000	0	0	0	2.4	4	2	1	1	0	11	21.9	
LSU	02/07/17	*	36	8-15	533	4-8	.500	3-4	.750	0	0	0	2.3	0	2	2	0	2	23	21.9	
at Alabama	02/11/17	*	33	6-15	400	2-6	.333	3-4	.750	0	1	1	2.2	3	1	0	1	2	17	21.7	
Totals			25	791	188-387	486	79-191	414	88-107	.822	9	47	56	2.2	47	55	51	11	30	543	21.7

## SUPERLATIVES

Season Stats		Career Stats	
10+ points	25	10+ points	25
20+ points	14	20+ points	14
3+ assists	8	3+ assists	8
3+ steals	3	3+ steals	3
10+ rebounds	-	10+ rebounds	-
Double-doubles	-	Double-doubles	-
Dunks	20	Dunks	20

## CAREER STATS

Year	GP-GS	Min-Avg	FG-FGA	Pct	3FG-FGA	Pct	FT-FTA	Pct	Off-Def-Tot-Avg	PF-FO	Ast	TO	Blk	Stl	Pts	Avg
2016-17	25-25	791-31.6	188-387	.486	79-191	.414	88-107	.822	9-47-56-2.2	47-0	55	51	11	30	543	21.7
<b>TOTAL</b>	<b>25-25</b>	<b>791-31.6</b>	<b>188-387</b>	<b>.486</b>	<b>79-191</b>	<b>.414</b>	<b>88-107</b>	<b>.822</b>	<b>9-47-56-2.2</b>	<b>47-0</b>	<b>55</b>	<b>51</b>	<b>11</b>	<b>30</b>	<b>543</b>	<b>21.7</b>





# JONNY DAVID

# 10

Sophomore • Guard • 6-2 • Pittsburgh  
Mt. Lebanon • Kinesiology

## BIO BLAST

- Scored a career-high five points, making two free throws and a 3-pointer -- his first career field goal -- in two minutes against Texas A&M
- Made his 2016 debut in the final two minutes of the Canisius game
- Appeared in 11 games during his freshman campaign
- SEC Academic Honor Roll member as a freshman
- 1,000-point scorer in high school
- His father was a letterwinner at the University of Pittsburgh while head coach John Calipari was an assistant coach

## SEASON AVERAGES

Games played .....	7
Minutes/game .....	1.6
Points/game .....	0.7
FG Pct. ....	50.0
3FG Pct. ....	100.0
FT Pct. ....	50.0
Rebounds/game .....	
Assists/game .....	
Turnovers/game .....	0.4
Assist/turnover ratio .....	
Steals/game .....	
Blocks/game .....	

## SEASON HIGHS

Points.....	5, vs. TEXAS A&M (1/3/17)
FG Made .....	1, vs. TEXAS A&M (1/3/17)
FG Attempts .....	1, twice, last vs. TEXAS A&M (1/3/17)
3FG Made .....	1, vs. TEXAS A&M (1/3/17)
3FG Attempts .....	1, vs. TEXAS A&M (1/3/17)
FT Made .....	2, vs. TEXAS A&M (1/3/17)
FT Attempts .....	2, twice, last vs. TEXAS A&M (1/3/17)
Rebounds .....	
Assists .....	
Steals .....	
Blocks .....	
Minutes .....	3, vs. CLEVELAND ST. (11/23/16)

## CAREER HIGHS

Points.....	5, vs. TEXAS A&M (1/3/17)
FG Made .....	1, vs. TEXAS A&M (1/3/17)
FG Attempts .....	1, four times, last vs. TEXAS A&M (1/3/17)
3FG Made .....	1, vs. TEXAS A&M (1/3/17)
3FG Attempts .....	1, three times, last vs. TEXAS A&M (1/3/17)
FT Made .....	2, twice, last vs. TEXAS A&M (1/3/17)
FT Attempts .....	2, three times, last vs. TEXAS A&M (1/3/17)
Rebounds .....	
Assists .....	
Steals .....	
Blocks .....	
Minutes .....	3, vs. CLEVELAND ST. (11/23/16)

## GAME-BY-GAME

Opponent	Date	qs	min	Total		3-Pointers		Free throws		Rebounds				pf	a	t/o	blk	stl	pts	avg
				fg-fga	pct	3fg-fga	pct	ft-fa	pct	off	def	tot	avg							
STEPHEN F. AUSTIN	11/11/16		dnp	-	-	-	-	-	-	-	-	-	-	-	-	-	-	-	-	-
CANISIUS	11/13/16	2	0-0	.000	0-0	.000	0-2	.000	0	0	0	0.0	0	0	0	0	0	0	0.0	
vs #13/13 Michigan State	11/15/16		dnp	-	-	-	-	-	-	-	-	-	-	-	-	-	-	-	-	-
DUQUESNE	11/20/16	2	0-0	.000	0-0	.000	0-0	.000	0	0	0	0.0	0	0	2	0	0	0	0.0	
CLEVELAND STATE	11/23/16	3	0-1	.000	0-0	.000	0-0	.000	0	0	0	0.0	0	0	0	0	0	0	0.0	
UT-MARTIN	11/25/16	1	0-0	.000	0-0	.000	0-0	.000	0	0	0	0.0	0	0	1	0	0	0	0.0	
vs Arizona State	11/28/16	1	0-0	.000	0-0	.000	0-0	.000	0	0	0	0.0	0	0	0	0	0	0	0.0	
#11/9 UCLA	12/03/16		dnp	-	-	-	-	-	-	-	-	-	-	-	-	-	-	-	-	-
VALPO	12/07/16		dnp	-	-	-	-	-	-	-	-	-	-	-	-	-	-	-	-	-
vs Hofstra	12/11/16		dnp	-	-	-	-	-	-	-	-	-	-	-	-	-	-	-	-	-
vs #7/6 North Carolina	12/17/16		dnp	-	-	-	-	-	-	-	-	-	-	-	-	-	-	-	-	-
at #10/11 Louisville	12/21/16		dnp	-	-	-	-	-	-	-	-	-	-	-	-	-	-	-	-	-
at Ole Miss	12/29/16		dnp	-	-	-	-	-	-	-	-	-	-	-	-	-	-	-	-	-
TEXAS A&M	01/03/17	2	1-1	1.000	1-1	1.000	2-2	1.000	0	0	0	0.0	0	0	0	0	0	0	5	0.8
ARKANSAS	01/07/17	0	0-0	.000	0-0	.000	0-0	.000	0	0	0	0.0	0	0	0	0	0	0	0	0.7
at Vanderbilt	01/10/17		dnp	-	-	-	-	-	-	-	-	-	-	-	-	-	-	-	-	-
AUBURN	01/14/17		dnp	-	-	-	-	-	-	-	-	-	-	-	-	-	-	-	-	-
at Mississippi State	01/17/17		dnp	-	-	-	-	-	-	-	-	-	-	-	-	-	-	-	-	-
#24/24 SOUTH CAROLINA	01/21/17		dnp	-	-	-	-	-	-	-	-	-	-	-	-	-	-	-	-	-
at Tennessee	01/24/17		dnp	-	-	-	-	-	-	-	-	-	-	-	-	-	-	-	-	-
#2/1 KANSAS	01/28/17		dnp	-	-	-	-	-	-	-	-	-	-	-	-	-	-	-	-	-
GEORGIA	01/31/17		dnp	-	-	-	-	-	-	-	-	-	-	-	-	-	-	-	-	-
at #24/23 Florida	02/04/17		dnp	-	-	-	-	-	-	-	-	-	-	-	-	-	-	-	-	-
LSU	02/07/17		dnp	-	-	-	-	-	-	-	-	-	-	-	-	-	-	-	-	-
at Alabama	02/11/17		dnp	-	-	-	-	-	-	-	-	-	-	-	-	-	-	-	-	-
Totals		0	11	1-2	.500	1-1	1.000	2-4	.500	0	0	0	0.0	0	0	3	0	0	5	0.7

## SUPERLATIVES

Season Stats		Career Stats	
10+ points	-	10+ points	-
20+ points	-	20+ points	-
3+ assists	-	3+ assists	-
3+ steals	-	3+ steals	-
10+ rebounds	-	10+ rebounds	-
Double-doubles	-	Double-doubles	-
Dunks	-	Dunks	-

## CAREER STATS

Year	GP-GS	Min-Avg	FG-FGA	Pct	3FG-FGA	Pct	FT-FTA	Pct	Off-Def-Tot-Avg	PF-FO	Ast	TO	Blk	Stl	Pts	Avg
2015-16	11-0	11-1.0	0-2	.00	0-2	.000	2-2	1.000	0-0-0-0.0	1-0	0	1	0	0	2	0.2
2016-17	7-0	11-1.6	1-2	.500	1-1	1.000	2-4	.500	0-0-0-0.0	0-0	0	3	0	0	5	0.7
TOTAL	18-0	22-1.2	1-4	.250	1-3	.333	4-6	.667	0-0-0-0.0	1-0	0	4	0	0	7	0.4



# MYCHAL MULDER

# 11

Senior • Guard • 6-4 • Windsor, Ontario  
Vincennes University • Communication

## BIO BLAST

- Returned to the lineup at Florida after missing the previous four games due to illness
- Has played double-digit minutes in four of his last seven appearances, scoring 12 points -- one shy of his career high -- vs. Auburn
- Knocked down multiple 3-pointers in four consecutive appearances prior to Valpo and had hit at least one 3-pointer in five straight outings played prior to Hofstra
- Scored in double figures in three straight games for the first time in his career (Nov. 20-25)
- Has scored 114 points over the last 19 games he's played in after scoring 23 in his previous 27 appearances for the Wildcats
- Appeared in 24 games in his first season with Kentucky after transferring from Vincennes University
- Junior College All-American who averaged 15.7 points and 6.4 rebounds while connecting on 46.3 percent of his field goals from 3-point range at Vincennes
- Well-rounded athlete who also competed in football and track and field in high school
- One of four players on the 2016-17 roster who were born outside of the United States
- Has a 44-inch vertical, the second-best mark on the team (behind Dominique Hawkins)

## SEASON AVERAGES

Games played	19
Minutes/game	11.5
Points/game	6.0
FG Pct	44.4
3FG Pct	38.5
FT Pct	100.0
Rebounds/game	1.7
Assists/game	0.4
Turnovers/game	0.5
Assist/turnover ratio	0.8
Steals/game	0.3
Blocks/game	0.2

## SEASON HIGHS

Points	13, twice, last vs. CLEVELAND ST. (11/23/16)
FG Made	5, twice, last vs. CLEVELAND ST. (11/23/16)
FG Attempts	11, vs. DUQUESNE (11/20/16)
3FG Made	4, vs. UT MARTIN (11/25/16)
3FG Attempts	8, vs. DUQUESNE (11/20/16)
FT Made	5, vs. AUBURN (1/14/16)
FT Attempts	5, vs. AUBURN (1/14/16)
Rebounds	7, vs. VALPO (12/07/16)
Assists	2, twice, last vs. AUBURN (1/14/16)
Steals	2, vs. UT MARTIN (11/25/16)
Blocks	1, four times, last vs. VALPO (12/07/16)
Minutes	22, vs. CLEVELAND ST. (11/23/16)

## CAREER HIGHS

Points	13, twice, last vs. CLEVELAND ST. (11/23/16)
FG Made	5, twice, last vs. CLEVELAND ST. (11/23/16)
FG Attempts	11, vs. DUQUESNE (11/20/16)
3FG Made	4, vs. UT MARTIN (11/25/16)
3FG Attempts	8, vs. DUQUESNE (11/20/16)
FT Made	5, vs. AUBURN (1/14/16)
FT Attempts	5, vs. AUBURN (1/14/16)
Rebounds	8, at LSU (1/5/16)
Assists	2, three times, last vs. AUBURN (1/14/16)
Steals	2, vs. UT MARTIN (11/25/16)
Blocks	1, four times, last vs. VALPO (12/07/16)
Minutes	22, vs. CLEVELAND ST. (11/23/16)

## GAME-BY-GAME

Opponent	Date	gs	min	Total		3-Pointers		Free throws		Rebounds				pf	a	t/o	blk	stl	pts	avg
				fg	fga	fga	pct	ft	fta	off	def	tot	avg							
STEPHEN F. AUSTIN	11/11/16	6	3-4	.750	2-3	.667	0-0	.000	0	0	0	0	0	1	0	0	0	0	8	8.0
CANISIUS	11/13/16	4	1-2	.500	1-2	.500	0-0	.000	0	0	0	0	0	1	0	0	0	1	3	5.5
vs #13/13 Michigan State	11/15/16	2	0-1	.000	0-1	.000	0-0	.000	0	0	0	0	0	0	0	0	0	0	0	3.7
DUQUESNE	11/20/16	20	5-11	.455	3-8	.375	0-0	.000	3	1	4	1.0	1	1	1	1	0	13	6.0	
CLEVELAND STATE	11/23/16	22	5-10	.500	3-7	.429	0-0	.000	2	0	2	1.2	1	0	2	1	0	13	7.4	
UT-MARTIN	11/25/16	15	4-5	.800	4-5	.800	0-0	.000	0	2	2	1.3	3	1	0	0	2	12	8.2	
vs Arizona State	11/28/16	11	2-8	.250	2-6	.333	0-0	.000	1	2	3	1.6	0	0	0	0	0	6	7.9	
#11/9 UCLA	12/03/16	dnp	-	-	-	-	-	-	-	-	-	-	-	-	-	-	-	-	-	-
VALPO	12/07/16	16	4-10	.400	1-5	.200	0-0	.000	4	3	7	2.3	1	2	0	1	0	9	8.0	
vs Hofstra	12/11/16	15	2-6	.333	0-2	.000	2-2	1.000	1	4	5	2.6	1	0	0	0	0	6	7.8	
vs #7/6 North Carolina	12/17/16	dnp	-	-	-	-	-	-	-	-	-	-	-	-	-	-	-	-	-	-
at #10/11 Louisville	12/21/16	9	2-4	.500	2-3	.667	0-0	.000	0	0	0	2.3	0	0	0	0	0	6	7.6	
at Ole Miss	12/29/16	13	1-3	.333	1-3	.333	0-0	.000	0	0	0	2.1	1	0	0	0	1	3	7.2	
TEXAS A&M	01/03/17	8	1-3	.333	1-3	.333	2-2	1.000	1	1	2	2.1	1	0	1	0	0	5	7.0	
ARKANSAS	01/07/17	9	2-3	.667	2-3	.667	0-0	.000	0	1	1	2.0	2	0	0	0	0	6	6.9	
at Vanderbilt	01/10/17	16	1-3	.333	0-2	.000	0-0	.000	0	2	2	2.0	2	0	1	0	0	2	6.6	
AUBURN	01/14/17	15	3-5	.600	1-3	.333	5-5	1.000	0	1	1	1.9	1	2	1	0	0	12	6.9	
at Mississippi State	01/17/17	5	0-1	.000	0-1	.000	0-0	.000	0	1	1	1.9	0	1	0	0	0	0	6.5	
#24/24 SOUTH CAROLINA	01/21/17	dnp	-	-	-	-	-	-	-	-	-	-	-	-	-	-	-	-	-	-
at Tennessee	01/24/17	dnp	-	-	-	-	-	-	-	-	-	-	-	-	-	-	-	-	-	-
#2/1 KANSAS	01/28/17	dnp	-	-	-	-	-	-	-	-	-	-	-	-	-	-	-	-	-	-
GEORGIA	01/31/17	dnp	-	-	-	-	-	-	-	-	-	-	-	-	-	-	-	-	-	-
at #24/23 Florida	02/04/17	16	3-6	.500	2-5	.400	0-0	.000	1	0	1	1.8	0	0	0	0	1	8	6.6	
LSU	02/07/17	5	0-2	.000	0-2	.000	0-0	.000	0	0	0	1.7	0	0	1	0	1	0	6.2	
at Alabama	02/11/17	11	1-3	.333	0-1	.000	0-0	.000	1	1	2	1.7	2	0	2	0	0	2	6.0	
Totals		0	218	40-90	.444	25-65	.385	9-9	1.000	14	19	33	1.7	18	7	9	4	6	114	6.0

## SUPERLATIVES

Season Stats		Career Stats	
10+ points	4	10+ points	4
20+ points	-	20+ points	-
3+ assists	-	3+ assists	-
3+ steals	-	3+ steals	-
10+ rebounds	-	10+ rebounds	-
Double-doubles	-	Double-doubles	-
Dunks	5	Dunks	5

## CAREER STATS

Year	GP-GS	Min-Avg	FG-FGA	Pct	3FG-FGA	Pct	FT-FTA	Pct	Off-Def-Tot-Avg	PF-FO	Ast	TO	Blk	Stl	Pts	Avg
2015-16	24-0	90-3.8	4-20	.200	2-12	.167	2-2	1.000	9-18-27-1.1	6-0	8	2	0	1	12	0.5
2016-17	19-0	218-11.5	40-90	.444	25-65	.385	9-9	1.000	14-19-33-1.7	18-0	7	9	4	6	114	6.0
TOTAL	43-0	308-7.2	44-110	.400	27-77	.351	11-11	1.000	23-37-60-1.4	24-0	15	11	4	7	126	2.9



# ISAIAH BRISCOE

# 13

Sophomore • Guard • 6-3 • Newark, N.J.  
Roselle Catholic • Undergraduate Studies

## BIO BLAST

- SEC Player of the Week (Jan. 2)
- Has notched a double-double in four SEC contests, including the last game, at Alabama
- Recorded a career-high 23 points at Vanderbilt, and again against Georgia
- Shooting 67.9 percent from the line this year, compared with 46 percent as a freshman
- Posted his first-career triple-double and just the third in school history at Ole Miss. Finished with 19 points, a career-high 11 assists and 10 rebounds
- Followed up his triple-double with a career 3-point-shooting night (3 of 3) in addition to a team-high seven assists against Texas A&M
- Solid all-around game vs. UNC with 10 points, seven rebounds and four assists. Calipari said of his game: "We don't win that game without him on the floor"
- Scored in double figures in 19 of 22 games he's played, leading UK in scoring the first two
- After missing two games with an injury, returned to the starting lineup and posted 20 points and seven assists in a win over Arizona State. He also was 2 of 2 from 3-point range for the first time in his career
- Preseason All-SEC Second Team (AP/Coaches)

## SEASON AVERAGES

Games played	23
Minutes/game	31.6
Points/game	13.9
FG Pct	47.1
3FG Pct	34.1
FT Pct	67.9
Rebounds/game	5.4
Assists/game	4.3
Turnovers/game	2.7
Assist/turnover ratio	1.6
Steals/game	0.9
Blocks/game	0.1

## SEASON HIGHS

Points	23, twice, last vs. GEORGIA (1/31/17)
FG Made	10, at Vanderbilt (1/10/17)
FG Attempts	18, twice, last at Vanderbilt (1/10/17)
3FG Made	3, vs. TEXAS A&M (1/3/17)
3FG Attempts	5, vs. UCLA (12/03/16)
FT Made	11, vs. GEORGIA (1/31/17)
FT Attempts	15, vs. GEORGIA (1/31/17)
Rebounds	14, at Tennessee (1/24/17)
Assists	11, at Ole Miss (12/29/16)
Steals	4, vs. DUQUESNE (11/20/16)
Blocks	.1, three times, last vs. North Carolina (11/17/16)
Minutes	45, vs. GEORGIA (1/31/17)

## CAREER HIGHS

Points	23, twice, last vs. GEORGIA (1/31/17)
FG Made	10, at Vanderbilt (1/10/17)
FG Attempts	18, twice, last at Vanderbilt (1/10/17)
3FG Made	3, vs. TEXAS A&M (1/3/17)
3FG Attempts	5, vs. UCLA (12/03/16)
FT Made	11, vs. GEORGIA (1/31/17)
FT Attempts	15, vs. GEORGIA (1/31/17)
Rebounds	14, at Tennessee (1/24/17)
Assists	11, at Ole Miss (12/29/16)
Steals	4, twice, last vs. DUQUESNE (11/20/16)
Blocks	.1, eight times, last vs. North Carolina (11/17/16)
Minutes	45, vs. GEORGIA (1/31/17)

## GAME-BY-GAME

Opponent	Date	qs	min	Total		3-Pointers		Free throws		Rebounds			pf	a	t/o	blk	stl	pts	avg		
				fg-fga	pct	3fg-fga	pct	ft-flt	pct	off	def	tot								avg	
STEPHEN F. AUSTIN	11/11/16	*	31	6-11	.545	1-3	.333	4-7	.571	0	1	1	1.0	2	1	4	0	1	17	17.0	
CANISIUS	11/13/16	*	32	9-13	.692	0-0	.000	3-4	.750	0	5	5	3.0	3	2	1	1	0	21	19.0	
vs #13/13 Michigan State	11/15/16	*	35	8-18	.444	0-3	.000	5-5	1.000	2	2	4	3.3	1	2	1	0	1	21	19.7	
DUQUESNE	11/20/16	*	17	4-10	.400	0-1	.000	5-6	.833	0	3	3	3.3	0	5	3	1	4	13	18.0	
CLEVELAND STATE	11/23/16	dnp	-	-	-	-	-	-	-	-	-	-	-	-	-	-	-	-	-	-	
UT-MARTIN	11/25/16	dnp	-	-	-	-	-	-	-	-	-	-	-	-	-	-	-	-	-	-	
vs Arizona State	11/28/16	*	25	7-9	.778	2-2	1.000	4-6	.667	1	3	4	3.4	3	7	1	0	3	20	18.4	
#11/9 UCLA	12/03/16	*	34	4-14	.286	0-5	.000	4-7	.571	1	3	4	3.5	4	3	3	0	0	12	17.3	
VALPO	12/07/16	*	24	4-7	.571	0-1	.000	2-3	.667	0	1	1	3.1	2	2	3	0	2	10	16.3	
vs Hofstra	12/11/16	*	32	8-11	.727	1-2	.500	2-5	.400	1	1	2	3.0	3	6	3	0	0	19	16.6	
vs #7/6 North Carolina	12/17/16	*	38	4-6	.667	1-1	1.000	1-2	.500	3	4	7	3.4	4	4	1	1	0	10	15.9	
at #10/11 Louisville	12/21/16	*	31	1-5	.200	0-0	.000	6-6	1.000	0	5	5	3.6	4	3	1	0	1	8	15.1	
at Ole Miss	12/29/16	*	36	6-14	.429	1-1	1.000	6-6	1.000	3	7	10	4.2	2	11	2	0	1	19	15.5	
TEXAS A&M	01/03/17	*	28	5-9	.556	3-3	1.000	0-0	.000	1	0	1	3.9	3	7	0	0	1	13	15.3	
ARKANSAS	01/07/17	*	36	4-11	.364	0-1	.000	7-9	.778	3	5	8	4.2	2	1	2	0	0	15	15.2	
at Vanderbilt	01/10/17	*	39	10-18	.556	0-1	.000	3-4	.750	2	5	7	4.4	0	5	1	0	0	23	15.8	
AUBURN	01/14/17	*	25	4-6	.667	2-2	1.000	0-4	.000	1	2	3	4.3	4	5	4	0	1	10	15.4	
at Mississippi State	01/17/17	*	31	4-14	.286	0-3	.000	4-4	1.000	2	2	4	4.3	4	3	2	0	2	12	15.2	
#24/24 SOUTH CAROLINA	01/21/17	*	29	0-2	.000	0-1	.000	0-0	.000	1	2	3	4.2	4	4	7	0	0	0	14.3	
at Tennessee	01/24/17	*	34	5-12	.417	1-2	.500	0-0	.000	3	11	14	4.8	2	5	2	0	1	11	14.1	
#2/1 KANSAS	01/28/17	*	26	4-9	.444	1-2	.500	3-4	.750	3	5	8	4.9	3	6	3	0	0	12	14.0	
GEORGIA	01/31/17	*	45	6-15	.400	0-2	.000	11-15	.733	4	7	11	5.3	3	8	6	0	0	23	14.5	
at #24/23 Florida	02/04/17	*	30	3-10	.300	0-1	.000	0-2	.000	1	2	3	5.1	2	3	4	0	0	6	14.0	
LSU	02/07/17	*	33	4-9	.444	1-3	.333	5-6	.833	1	5	6	5.2	1	3	3	0	1	14	14.0	
at Alabama	02/11/17	*	35	5-11	.455	0-1	.000	1-7	.143	1	10	11	5.4	1	4	4	0	1	11	13.9	
Totals			23	726	115-244	.471	14-41	.341	76-112	.679	34	91	125	5.4	57	100	61	3	20	320	13.9

## SUPERLATIVES

Season Stats		Career Stats	
10+ points	20	10+ points	39
20+ points	5	20+ points	6
3+ assists	18	3+ assists	37
3+ steals	2	3+ steals	4
10+ rebounds	4	10+ rebounds	7
Double-doubles	4	Double-doubles	6
Dunks	1	Dunks	2

## CAREER STATS

Year	GP-GS	Min-Avg	FG-FGA	Pct	3FG-FGA	Pct	FT-FTA	Pct	Off-Def-Tot-Avg	PF-FO	Ast	TO	Blk	Stl	Pts	Avg
2015-16	34-33	1094-32.2	132-301	.439	5-37	.135	57-124	.460	49-132-181-5.3	96-2	107	66	5	35	326	9.6
2016-17	23-23	726-31.6	115-244	.471	14-41	.341	76-112	.679	34-91-125-5.4	57-0	100	61	3	20	320	13.9
TOTAL	57-56	1820-31.9	247-545	.453	19-78	.244	133-236	.564	83-223-306-5.4	153-2	207	127	8	55	646	11.3





# TAI WYNYARD

# 14

RS Freshman • Forward • 6-10 • Auckland, New Zealand  
Rangitoto College • Undergraduate Studies

## BIO BLAST

- Has played in five of the last eight contests
- Played a career-high 12 minutes, taking the first steal of his career and adding a block against Georgia
- Scored two points with a rebound and a block in three minutes vs. Arizona State
- Efficient in his four minutes against Cleveland State, scoring four points and grabbing three rebounds
- Made the first basket of his career against Duquesne
- Redshirted after enrolling midyear during the 2015-16 season
- Played for the New Zealand National Team in the FIBA 3-on-3 World Championships for a second straight year this summer
- Was the most valuable player in the 3-on-3 tournament in 2015 when he lead New Zealand to a gold medal
- Was the youngest player to ever make the New Zealand National Team roster
- His father is a world-champion lumberjack who owns more than 150 individual world titles. Tai like his father, also enjoys competing in lumberjack competitions

## SEASON AVERAGES

Games played	15
Minutes/game	3.6
Points/game	0.7
FG Pct	83.3
3FG Pct	
FT Pct	33.3
Rebounds/game	0.9
Assists/game	0.1
Turnovers/game	0.1
Assist/turnover ratio	0.5
Steals/game	0.1
Blocks/game	0.2

## SEASON HIGHS

Points	4, vs. CLEVELAND ST. (11/23/16)
FG Made	2, vs. CLEVELAND ST. (11/23/16)
FG Attempts	2, vs. CLEVELAND ST. (11/23/16)
3FG Made	
3FG Attempts	
FT Made	1, at Mississippi St. (1/17/17)
FT Attempts	2, at Mississippi St. (1/17/17)
Rebounds	3, vs. CLEVELAND ST. (11/23/16)
Assists	1, vs. UT MARTIN (11/25/16)
Steals	1, vs. GEORGIA (1/31/17)
Blocks	1, three times, last vs. GEORGIA (1/31/17)
Minutes	12, vs. GEORGIA (1/31/17)

## CAREER HIGHS

Points	4, vs. CLEVELAND ST. (11/23/16)
FG Made	2, vs. CLEVELAND ST. (11/23/16)
FG Attempts	2, vs. CLEVELAND ST. (11/23/16)
3FG Made	
3FG Attempts	
FT Made	1, at Mississippi St. (1/17/17)
FT Attempts	2, at Mississippi St. (1/17/17)
Rebounds	3, vs. CLEVELAND ST. (11/23/16)
Assists	1, vs. UT MARTIN (11/25/16)
Steals	1, vs. GEORGIA (1/31/17)
Blocks	1, three times, last vs. GEORGIA (1/31/17)
Minutes	12, vs. GEORGIA (1/31/17)

## GAME-BY-GAME

Opponent	Date	gs	min	Total		3-Pointers		Free Throws		Rebounds			pf	a	t/o	blk	stl	pts	avg	
				fg-fga	pct	3fg-fga	pct	ft-fga	pct	off	def	tot								avg
STEPHEN F. AUSTIN	11/11/16	2	0-0	.000	0-0	.000	0-0	.000	0	0	0	0	0	0	0	0	0	0	0.0	
CANISIUS	11/13/16	3	0-0	.000	0-0	.000	0-0	.000	0	1	1	0.5	0	0	1	0	0	0	0.0	
vs #13/13 Michigan State	11/15/16	2	0-0	.000	0-0	.000	0-0	.000	0	2	2	1.0	0	0	0	0	0	0	0.0	
DUQUESNE	11/20/16	3	1-1	1.000	0-0	.000	0-0	.000	0	0	0	0.8	1	0	0	0	0	2	0.5	
CLEVELAND STATE	11/23/16	4	2-2	1.000	0-0	.000	0-1	.000	1	2	3	1.2	0	0	0	0	0	4	1.2	
UT-MARTIN	11/25/16	3	0-1	.000	0-0	.000	0-0	.000	1	1	2	1.3	0	1	0	0	0	0	1.0	
vs Arizona State	11/28/16	3	1-1	1.000	0-0	.000	0-0	.000	1	0	1	1.3	0	0	0	1	0	2	1.1	
#11/9 UCLA	12/03/16	dnp	-	-	-	-	-	-	-	-	-	-	-	-	-	-	-	-	-	
VALPO	12/07/16	dnp	-	-	-	-	-	-	-	-	-	-	-	-	-	-	-	-	-	
vs Hofstra	12/11/16	dnp	-	-	-	-	-	-	-	-	-	-	-	-	-	-	-	-	-	
vs #7/6 North Carolina	12/17/16	dnp	-	-	-	-	-	-	-	-	-	-	-	-	-	-	-	-	-	
at #10/11 Louisville	12/21/16	dnp	-	-	-	-	-	-	-	-	-	-	-	-	-	-	-	-	-	
at Ole Miss	12/29/16	2	0-0	.000	0-0	.000	0-0	.000	0	0	0	1.1	1	0	0	0	0	0	1.0	
3FG Attempts		4	0-0	.000	0-0	.000	0-0	.000	0	0	0	1.0	2	0	0	0	0	0	0.9	
ARKANSAS	01/03/17	2	0-0	.000	0-0	.000	0-0	.000	0	0	0	0.9	0	0	0	0	0	0	0.8	
at Vanderbilt	01/10/17	dnp	-	-	-	-	-	-	-	-	-	-	-	-	-	-	-	-	-	
AUBURN	01/14/17	dnp	-	-	-	-	-	-	-	-	-	-	-	-	-	-	-	-	-	
at Mississippi State	01/17/17	5	0-0	.000	0-0	.000	1-2	.500	1	0	1	0.9	1	0	0	1	0	1	0.8	
#24/24 SOUTH CAROLINA	01/21/17	1	0-0	.000	0-0	.000	0-0	.000	0	0	0	0.8	0	0	0	0	0	0	0.8	
at Tennessee	01/24/17	dnp	-	-	-	-	-	-	-	-	-	-	-	-	-	-	-	-	-	
#2/1 KANSAS	01/28/17	dnp	-	-	-	-	-	-	-	-	-	-	-	-	-	-	-	-	-	
GEORGIA	01/31/17	12	0-0	.000	0-0	.000	0-0	.000	0	2	2	0.9	3	0	1	1	1	0	0.7	
at #24/23 Florida	02/04/17	7	1-1	1.000	0-0	.000	0-0	.000	1	0	1	0.9	2	0	0	0	0	2	0.8	
LSU	02/07/17	1	0-0	.000	0-0	.000	0-0	.000	0	0	0	0.9	0	0	0	0	0	0	0.7	
at Alabama	02/11/17	dnp	-	-	-	-	-	-	-	-	-	-	-	-	-	-	-	-	-	
Totals		0	54	5-6	.833	0-0	.000	1-3	.333	5	8	13	0.9	11	1	2	3	1	11	0.7

## SUPERLATIVES

Season Stats	Career Stats
10+ points	-
20+ points	-
3+ blocks	-
3+ steals	-
10+ rebounds	-
Double-doubles	-
Dunks	-

## CAREER STATS

Year	GP-GS	Min-Avg	FG-FGA	Pct	3FG-FGA	Pct	FT-FTA	Pct	Off-Def-Tot-Avg	PF-FO	Ast	TO	Blk	Stl	Pts	Avg
2016-17	15-0	54-3.6	5-6	.833	0-0	.000	1-3	.333	5-8-13-0.9	11-0	1	2	3	1	11	0.7
<b>TOTAL</b>	<b>15-0</b>	<b>54-3.6</b>	<b>5-6</b>	<b>.833</b>	<b>0-0</b>	<b>.000</b>	<b>1-3</b>	<b>.333</b>	<b>5-8-13-0.9</b>	<b>11-0</b>	<b>1</b>	<b>2</b>	<b>3</b>	<b>1</b>	<b>11</b>	<b>0.7</b>



# ISAAC HUMPHRIES

Sophomore • Forward • 7-0 • Sydney, Australia  
La Lumiere School • Communication

# 15

## BIO BLAST

- Made his first start of the season vs. Georgia, pulling down seven boards in that game
- Has scored four or more points in seven of his last 12 games
- Pulled down at least two rebounds in all but five games this season
- Just missed out on his first career double-double with a career-high-tying nine points and nine rebounds in 11 minutes against Cleveland State
- Had nine points and a team-high eight rebounds against Stephen F. Austin
- Added a team-high and career-best three steals and led UK with three blocks vs. SFA
- Appeared in 22 games as a freshman and made one start
- Had a breakout game at Texas A&M with six points and a career-best 12 points
- Spent the offseason completely transforming his body and is down almost 15 pounds from when he reported as a freshman
- SEC Academic Honor roll member
- Attended a performing arts school while growing up in Australia

## SEASON AVERAGES

Games played	25
Minutes/game	9.3
Points/game	3.3
FG Pct	50.0
3FG Pct	
FT Pct	56.5
Rebounds/game	3.6
Assists/game	0.3
Turnovers/game	0.5
Assist/turnover ratio	0.6
Steals/game	0.2
Blocks/game	0.7

## SEASON HIGHS

Points	9, twice, last vs. CLEVELAND ST. (11/23/16)
FG Made	4, twice, last vs. CLEVELAND ST. (11/23/16)
FG Attempts	8, vs. SFA (11/11/16)
3FG Made	
3FG Attempts	
FT Made	2, four times, last vs. SOUTH CAROLINA (1/21/17)
FT Attempts	4, three times, last vs. ARKANSAS (1/7/17)
Rebounds	9, vs. CLEVELAND ST. (11/23/16)
Assists	2, vs. UCLA (12/03/16)
Steals	3, vs. SFA (11/11/16)
Blocks	3, vs. SFA (11/11/16)
Minutes	20, vs. North Carolina (12/17/16)

## CAREER HIGHS

Points	9, twice, last vs. CLEVELAND ST. (11/23/16)
FG Made	4, twice, last vs. CLEVELAND ST. (11/23/16)
FG Attempts	8, vs. SFA (11/11/16)
3FG Made	
3FG Attempts	
FT Made	4, vs. ALBANY (11/13/15)
FT Attempts	4, four times, last vs. TEXAS A&M (1/3/17)
Rebounds	12, at Texas A&M (2/20/16)
Assists	2, vs. UCLA (12/03/16)
Steals	3, vs. SFA (11/11/16)
Blocks	4, vs. GEORGIA (2/9/16)
Minutes	27, at UCLA (12/3/15)

## GAME-BY-GAME

Opponent	Date	gs	min	Total		3-Pointers		Free throws		Rebounds			pf	a	t/o	blk	stl	pts	avg	
				fg-fga	pct	3fg-fga	pct	ft-fa	pct	off	def	tot								avg
STEPHEN F. AUSTIN	11/11/16	19		4-8	.500	0-0	.000	1-2	.500	4	4	8	8.0	0	1	1	3	3	9	9.0
CANISIUS	11/13/16	7		3-4	.750	0-0	.000	0-0	.000	3	1	4	6.0	3	0	1	0	0	6	7.5
vs #13/13 Michigan State	11/15/16	13		0-3	.000	0-0	.000	0-0	.000	1	4	5	5.7	2	1	1	1	2	0	5.0
DUQUESNE	11/20/16	10		1-2	.500	0-0	.000	0-0	.000	1	2	3	5.0	1	0	0	0	0	2	4.3
CLEVELAND STATE	11/23/16	11		4-6	.667	0-0	.000	1-1	1.000	5	4	9	5.8	3	1	2	0	0	9	5.2
UT-MARTIN	11/25/16	12		3-5	.600	0-0	.000	1-1	1.000	2	1	3	5.3	2	0	0	2	0	7	5.5
vs Arizona State	11/28/16	8		1-2	.500	0-0	.000	1-2	.500	3	0	3	5.0	1	0	0	2	0	3	5.1
#11/9 UCLA	12/03/16	8		0-2	.000	0-0	.000	0-0	.000	2	0	2	4.6	2	2	0	2	1	0	4.5
VALPO	12/07/16	9		1-2	.500	0-0	.000	0-0	.000	1	2	3	4.4	3	0	1	1	0	2	4.2
vs Hofstra	12/11/16	13		1-4	.250	0-0	.000	1-4	.250	1	2	3	4.3	2	1	0	2	0	3	4.1
vs #7/6 North Carolina	12/17/16	20		1-3	.333	0-0	.000	0-1	.000	2	3	5	4.4	3	0	1	0	0	2	3.9
at #10/11 Louisville	12/21/16	5		0-0	.000	0-0	.000	0-0	.000	0	0	0	4.0	1	0	0	0	0	0	3.6
at Ole Miss	12/29/16	4		0-0	.000	0-0	.000	2-2	1.000	0	3	3	3.9	0	0	1	1	0	2	3.5
TEXAS A&M	01/03/17	13		3-6	.500	0-0	.000	2-4	.500	2	4	6	4.1	4	1	0	0	0	8	3.8
ARKANSAS	01/07/17	7		1-1	1.000	0-0	.000	2-4	.500	2	2	4	4.1	0	0	0	0	0	4	3.8
at Vanderbilt	01/10/17	8		1-4	.250	0-0	.000	0-0	.000	4	3	7	4.3	2	0	0	0	0	2	3.7
AUBURN	01/14/17	5		2-2	1.000	0-0	.000	0-0	.000	1	0	1	4.1	1	0	1	0	0	4	3.7
at Mississippi State	01/17/17	10		2-5	.400	0-0	.000	0-0	.000	2	0	2	3.9	5	0	0	0	0	4	3.7
#24/24 SOUTH CAROLINA	01/21/17	10		2-2	1.000	0-0	.000	2-2	1.000	2	2	4	3.9	3	0	1	2	0	6	3.8
at Tennessee	01/24/17	5		0-0	.000	0-0	.000	0-0	.000	0	0	0	3.8	1	0	0	0	0	0	3.7
#2/1 KANSAS	01/28/17	4		0-0	.000	0-0	.000	0-0	.000	0	0	0	3.6	2	0	1	1	0	0	3.5
GEORGIA	01/31/17	* 13		2-5	.400	0-0	.000	0-0	.000	4	3	7	3.7	3	0	1	0	0	4	3.5
at #24/23 Florida	02/04/17	3		0-0	.000	0-0	.000	0-0	.000	0	1	1	3.6	0	1	0	0	0	0	3.3
LSU	02/07/17	8		1-1	1.000	0-0	.000	0-0	.000	2	2	4	3.6	4	0	1	1	0	2	3.3
at Alabama	02/11/17	8		2-3	.667	0-0	.000	0-0	.000	1	1	2	3.6	4	0	0	0	0	4	3.3
Totals		1	233	35-70	.500	0-0	.000	13-23	.565	45	44	89	3.6	52	8	13	18	6	83	3.3

## SUPERLATIVES

Season Stats	Career Stats
10+ points	-
20+ points	-
3+ blocks	2
3+ steals	1
10+ rebounds	1
Double-doubles	-
Dunks	5

## CAREER STATS

Year	GP-GS	Min-Avg	FG-FGA	Pct	3FG-FGA	Pct	FT-FTA	Pct	Off-Def-Tot-Avg	PF-FO	Ast	TO	Blk	Stl	Pts	Avg
2015-16	23-1	210-9.1	16-41	.390	0-0	.000	11-15	.733	20-36-56-2.4	46-2	2	10	16	2	43	1.9
2016-17	25-1	233-9.3	35-70	.500	0-0	.000	13-23	.565	45-44-89-3.6	52-1	8	13	18	6	83	3.3
TOTAL	48-2	443-9.2	51-111	.459	0-0	.000	24-38	.632	65-80-145-3.0	98-3	10	23	34	8	126	2.6



# BRAD CALIPARI

# 20

Freshman • Guard • 6-0 • Franklin Lakes, N.J.  
MacDuffie School • Business-Marketing

## BIO BLAST

- Made a 3-pointer in two straight appearances vs. Arizona State and Valparaiso
- Played a career-high eight minutes vs. Cleveland State and registered his first career block
- Made his UK debut in the final two minutes of the Stephen F. Austin game
- Scored his first career points -- two free throws -- vs. Canisius
- Had five points and a rebound in the exhibition win over Asbury
- Scored six points off a pair of 3-pointers in the exhibition win vs. Clarion
- Played 35 minutes and scored three points in the Blue-White Game
- Spent the last two seasons at MacDuffie after starting his high school career at Lexington Christian Academy
- Developed into a sharpshooter during his final season at MacDuffie, where he shot a team-high 47 percent from behind the 3-point line
- Averaged 15.3 points, 3.6 assists and 2.6 rebounds per game as a senior
- Finished his career as a 1,000-point scorer
- Aspires to be a coach one day

## SEASON AVERAGES

Games played	13
Minutes/game	3.2
Points/game	0.6
FG Pct	15.4
3FG Pct	16.7
FT Pct	40.0
Rebounds/game	0.2
Assists/game	0.1
Turnovers/game	0.2
Assist/turnover ratio	0.5
Blocks/game	0.1

## SEASON HIGHS

Points	3, twice, last vs. VALPO (12/07/16)
FG Made	1, twice, last vs. VALPO (12/07/16)
FG Attempts	3, vs. Arizona St. (11/28/16)
FG Made	1, twice, last vs. VALPO (12/07/16)
3FG Attempts	3, vs. CLEVELAND ST. (11/23/16)
FT Made	2, vs. CANISIUS (11/13/16)
FT Attempts	3, vs. CANISIUS (11/13/16)
Rebounds	1, three times, last last vs. TEXAS A&M (1/3/17)
Assists	1, vs. Arizona St. (11/28/16)
Steals	
Blocks	1, vs. CLEVELAND ST. (11/23/16)
Minutes	8, vs. CLEVELAND ST. (11/23/16)

## CAREER HIGHS

Points	3, twice, last vs. VALPO (12/07/16)
FG Made	1, twice, last vs. VALPO (12/07/16)
FG Attempts	3, vs. Arizona St. (11/28/16)
FG Made	1, twice, last vs. VALPO (12/07/16)
3FG Attempts	3, vs. CLEVELAND ST. (11/23/16)
FT Made	2, vs. CANISIUS (11/13/16)
FT Attempts	3, vs. CANISIUS (11/13/16)
Rebounds	1, twice, last vs. Arizona St. (11/28/16)
Rebounds	1, three times, last last vs. TEXAS A&M (1/3/17)
Steals	
Blocks	1, vs. CLEVELAND ST. (11/23/16)
Minutes	8, vs. CLEVELAND ST. (11/23/16)

## GAME-BY-GAME

Opponent	Date	gs	min	Total		3-Pointers		Free throws		Rebounds					pts	avg					
				fg-fga	pct	fg-fga	pct	ft-fga	pct	off	def	tot	avg	pf			a	t/o	blk	stl	
STEPHEN F. AUSTIN	11/11/16	2	0-0	.000	0-0	.000	0-0	.000	0	0	0	0	0	0	0	0	0	0	0	0	0.0
CANISIUS	11/13/16	3	0-0	.000	0-0	.000	2-3	.667	0	0	0	0	0	0	0	1	0	0	0	2	1.0
vs #13/13 Michigan State	11/15/16	2	0-1	.000	0-1	.000	0-0	.000	0	0	0	0	0	0	0	0	0	0	0	0	0.7
DUQUESNE	11/20/16	3	0-0	.000	0-0	.000	0-0	.000	0	1	1	0.3	0	0	0	0	0	0	0	0	0.5
CLEVELAND STATE	11/23/16	8	0-3	.000	0-3	.000	0-0	.000	0	0	0	0.2	0	0	1	1	0	0	0	0	0.4
UT-MARTIN	11/25/16	5	0-2	.000	0-2	.000	0-2	.000	0	0	0	0.2	1	0	0	0	0	0	0	0	0.3
vs Arizona State	11/28/16	4	1-3	.333	1-2	.500	0-0	.000	0	1	1	0.3	0	1	0	0	0	0	3	0.7	
#11/9 UCLA	12/03/16	dnp	-	-	-	-	-	-	-	-	-	-	-	-	-	-	-	-	-	-	-
VALPO	12/07/16	3	1-2	.500	1-2	.500	0-0	.000	0	0	0	0.3	0	0	0	0	0	0	3	1.0	
vs Hofstra	12/11/16	3	0-1	.000	0-1	.000	0-0	.000	0	0	0	0.2	2	0	0	0	0	0	0	0	0.9
vs #7/6 North Carolina	12/17/16	dnp	-	-	-	-	-	-	-	-	-	-	-	-	-	-	-	-	-	-	-
at #10/11 Louisville	12/21/16	dnp	-	-	-	-	-	-	-	-	-	-	-	-	-	-	-	-	-	-	-
at Ole Miss	12/29/16	1	0-0	.000	0-0	.000	0-0	.000	0	0	0	0.2	0	0	0	0	0	0	0	0	0.8
TEXAS A&M	01/03/17	5	0-1	.000	0-1	.000	0-0	.000	1	0	1	0.3	0	0	0	0	0	0	0	0	0.7
ARKANSAS	01/07/17	2	0-0	.000	0-0	.000	0-0	.000	0	0	0	0.3	0	0	0	0	0	0	0	0	0.7
at Vanderbilt	01/10/17	dnp	-	-	-	-	-	-	-	-	-	-	-	-	-	-	-	-	-	-	-
AUBURN	01/14/17	dnp	-	-	-	-	-	-	-	-	-	-	-	-	-	-	-	-	-	-	-
at Mississippi State	01/17/17	dnp	-	-	-	-	-	-	-	-	-	-	-	-	-	-	-	-	-	-	-
#24/24 SOUTH CAROLINA	01/21/17	1	0-0	.000	0-0	.000	0-0	.000	0	0	0	0.2	0	0	0	0	0	0	0	0	0.6
at Tennessee	01/24/17	dnp	-	-	-	-	-	-	-	-	-	-	-	-	-	-	-	-	-	-	-
#2/1 KANSAS	01/28/17	dnp	-	-	-	-	-	-	-	-	-	-	-	-	-	-	-	-	-	-	-
GEORGIA	01/31/17	dnp	-	-	-	-	-	-	-	-	-	-	-	-	-	-	-	-	-	-	-
at #24/23 Florida	02/04/17	dnp	-	-	-	-	-	-	-	-	-	-	-	-	-	-	-	-	-	-	-
LSU	02/07/17	dnp	-	-	-	-	-	-	-	-	-	-	-	-	-	-	-	-	-	-	-
at Alabama	02/11/17	dnp	-	-	-	-	-	-	-	-	-	-	-	-	-	-	-	-	-	-	-
Totals		0	42	2-13	.154	2-12	.167	2-5	.400	1	2	3	0.2	3	1	2	1	0	8	0.6	

## SUPERLATIVES

Season Stats	Career Stats
10+ points	-
20+ points	-
3+ assists	-
3+ steals	-
10+ rebounds	-
Double-doubles	-
Dunks	-

## CAREER STATS

Year	GP-GS	Min-Avg	FG-FGA	Pct	3FG-FGA	Pct	FT-FTA	Pct	Off-Def-Tot-Avg	PF-FO	Ast	TO	Blk	Stl	Pts	Avg
2016-17	13-0	42-3.2	2-13	.154	2-12	.167	2-5	.400	1-2-3-0.2	3-0	1	2	1	0	8	0.6
<b>TOTAL</b>	<b>13-0</b>	<b>42-3.2</b>	<b>2-13</b>	<b>.154</b>	<b>2-12</b>	<b>.167</b>	<b>2-5</b>	<b>.400</b>	<b>1-2-3-0.2</b>	<b>3-0</b>	<b>1</b>	<b>2</b>	<b>1</b>	<b>0</b>	<b>8</b>	<b>0.6</b>





# DOMINIQUE HAWKINS

# 25

Senior • Guard • 6-0 • Richmond, Ky.  
Madison Central • Communication

## BIO BLAST

- Boasts a team-best 4.5 assist-to-turnover ratio
- Has posted 50 assists as a senior after combining for 39 assists in his first three seasons
- Appeared in a team-high 108 career games with 12 starts, including at Florida this year
- Played his second most minutes of the year (28) against South Carolina, largely in place of the injured De'Aaron Fox, dishing seven assists
- Before the trip to Tennessee had scored five or more points in three consecutive outings for the first time since a five-game stretch from Nov. 25- Dec. 11.
- Posted five or more points in five straight games prior to the UNC game when he was held scoreless. Has scored four or more in each of the last five games
- Interned with the University Campus PR department this summer
- Registered a career-high nine assists in a career-high 32 minutes against UT Martin
- Set career highs in points, field-goal percentage, free throws made, 3-point field goals made and blocks as a junior
- Had a career game against Louisville last season with 13 points and three 3-pointers. Prior to that game he had never made more than one 3 in a game

## SEASON AVERAGES

Games played	25
Minutes/game	17.2
Points/game	3.3
FG Pct	34.2
3FG Pct	23.5
FT Pct	85.2
Rebounds/game	1.6
Assists/game	2.0
Turnovers/game	0.4
Assist/turnover ratio	4.5
Steals/game	0.6

## SEASON HIGHS

Points	7, vs. Arizona St. (11/28/16)
FG Made	2, nine times, last at Alabama (2/11/17)
FG Attempts	5, six times, last vs. LSU (2/7/17)
3FG Made	2, vs. VALPO (12/07/16)
3FG Attempts	3, twice, last vs. VALPO (12/07/16)
FT Made	4, twice, last at Florida (2/4/17)
FT Attempts	4, twice, last at Florida (2/4/17)
Rebounds	4, three times, last vs. LSU (2/7/17)
Assists	9, vs. UT MARTIN (11/25/16)
Steals	2, three times, last at Alabama (2/11/17)
Blocks	
Minutes	32, vs. UT MARTIN (11/25/16)

## CAREER HIGHS

Points	13, vs. LOUISVILLE (12/26/15)
FG Made	3, three times, last vs. Alabama (3/11/16)
FG Attempts	8, vs. MONTANA ST. (11/23/14)
3FG Made	3, vs. LOUISVILLE (12/26/15)
3FG Attempts	4, vs. LOUISVILLE (12/26/15)
FT Made	5, vs. ILLINOIS ST. (11/30/15)
FT Attempts	7, vs. ILLINOIS ST. (11/30/15)
Rebounds	4, five times, last vs. LSU (2/7/17)
Assists	9, vs. UT MARTIN (11/25/16)
Steals	2, five times, last at Alabama (2/11/17)
Blocks	1, five times, last at Florida (3/1/16)
Minutes	32, vs. UT MARTIN (11/25/16)

## GAME-BY-GAME

Opponent	Date	gs	min	Total			3-Pointers		Free throws		Rebounds				pf	a	t/o	blk	stl	pts	avg
				fg-fga	pct	3fg-fga	pct	ft-fga	pct	off	def	tot	avg								
STEPHEN F. AUSTIN	11/11/16	17	0-1	.000	0-0	.000	1-2	.500	0	0	0	0	0	2	3	1	0	0	1	1.0	
CANISIUS	11/13/16	15	1-2	.500	0-1	.000	0-0	.000	1	0	1	0.5	3	1	0	0	2	2	1.5		
vs #13/13 Michigan State	11/15/16	13	1-3	.333	0-2	.000	1-2	.500	1	1	2	1.0	1	2	0	0	1	3	2.0		
DUQUESNE	11/20/16	20	1-5	.200	0-2	.000	0-0	.000	2	1	3	1.5	1	4	0	0	2	2.0			
CLEVELAND STATE	11/23/16	* 6	0-0	.000	0-0	.000	0-0	.000	0	1	1	1.4	1	0	0	0	1	0	1.6		
UT-MARTIN	11/25/16	* 32	1-5	.200	0-2	.000	4-4	1.000	2	2	4	1.8	0	9	1	0	1	6	2.3		
vs Arizona State	11/28/16	17	2-5	.400	1-3	.333	2-2	1.000	0	3	3	2.0	1	3	0	0	0	7	3.0		
#11/9 UCLA	12/03/16	16	2-4	.500	1-2	.500	0-0	.000	0	1	1	1.9	2	0	0	0	0	5	3.3		
VALPO	12/07/16	26	2-5	.400	2-3	.667	0-0	.000	2	1	3	2.0	1	4	1	0	1	6	3.6		
vs Hofstra	12/11/16	14	1-3	.333	1-2	.500	2-2	1.000	1	0	1	1.9	4	3	0	0	1	5	3.7		
vs #7/6 North Carolina	12/17/16	9	0-0	.000	0-0	.000	0-0	.000	0	2	2	1.9	2	2	0	0	0	0	3.4		
at #10/11 Louisville	12/21/16	17	0-2	.000	0-1	.000	0-0	.000	1	0	1	1.8	1	1	0	0	0	0	3.1		
at Ole Miss	12/29/16	14	0-3	.000	0-1	.000	0-0	.000	0	0	0	1.7	3	1	0	0	0	0	2.8		
TEXAS A&M	01/03/17	20	2-3	.667	1-2	.500	1-1	1.000	0	0	0	1.6	1	1	0	0	2	6	3.1		
ARKANSAS	01/07/17	15	1-4	.250	0-2	.000	0-0	.000	0	2	2	1.6	2	1	1	0	0	2	3.0		
at Vanderbilt	01/10/17	9	0-0	.000	0-0	.000	0-0	.000	0	0	0	1.5	3	0	1	0	0	0	2.8		
AUBURN	01/14/17	19	2-2	1.000	1-1	1.000	1-2	.500	0	1	1	1.5	1	1	1	0	0	6	3.0		
at Mississippi State	01/17/17	16	2-3	.667	1-1	1.000	0-0	.000	2	0	2	1.5	1	0	0	0	0	5	3.1		
#24/24 SOUTH CAROLINA	01/21/17	28	1-4	.250	0-1	.000	3-3	1.000	0	3	3	1.6	4	7	2	0	1	5	3.2		
at Tennessee	01/24/17	15	0-1	.000	0-1	.000	0-0	.000	0	1	1	1.6	2	0	0	0	0	0	3.1		
#2/1 KANSAS	01/28/17	17	2-4	.500	0-1	.000	1-1	1.000	1	3	4	1.7	1	1	0	0	0	5	3.1		
GEORGIA	01/31/17	25	1-5	.200	0-2	.000	2-2	1.000	0	1	1	1.6	1	1	0	0	0	4	3.2		
at #24/23 Florida	02/04/17	* 21	0-4	.000	0-2	.000	4-4	1.000	0	0	0	1.6	1	0	3	0	1	4	3.2		
LSU	02/07/17	15	2-5	.400	0-1	.000	0-0	.000	3	1	4	1.7	1	2	0	0	1	4	3.3		
at Alabama	02/11/17	14	2-3	.667	0-1	.000	1-2	.500	0	0	0	1.6	4	3	0	0	2	5	3.3		
Totals		3	430	26-76	.342	8-34	235	23-27	.852	16	24	40	1.6	44	50	11	0	14	83	3.3	

## SUPERLATIVES

Season Stats	Career Stats
10+ points	-
20+ points	-
3+ assists	8
3+ steals	-
10+ rebounds	-
Double-doubles	-
Dunks	2
10+ points	1
20+ points	-
3+ assists	12
3+ steals	-
10+ rebounds	-
Double-doubles	-
Dunks	4

## CAREER STATS

Year	GP-GS	Min-Avg	FG-FGA	Pct	3FG-FGA	Pct	FT-FTA	Pct	Off-Def-Tot-Avg	PF-FO	Ast	TO	Blk	Stl	Pts	Avg
2013-14	33-0	283-8.6	9-31	.290	2-16	.125	5-13	.385	7-16-23-0.7	37-0	12	6	1	4	25	0.8
2014-15	23-9	163-7.1	10-35	.286	5-21	.238	4-10	.400	3-13-16-0.7	14-0	14	5	1	7	29	1.3
2015-16	27-0	249-9.2	17-46	.370	8-29	.276	19-25	.760	13-9-22-0.8	30-0	13	6	3	6	61	2.3
2016-17	25-3	430-17.2	26-76	.342	8-34	.235	23-27	.852	16-24-40-1.6	44-0	50	11	0	14	83	3.3
TOTAL	108-12	1125-10.4	62-188	.330	23-100	.230	51-75	.680	39-62-101-0.9	125-0	89	28	5	31	198	1.8



# DILLON PULLIAM

# 30

RS Sophomore • Guard • 6-3 • Cynthiana, Ky.  
Transylvania University • Computer Engineering

## BIO BLAST

- Logged a rebound and an assist in the win over Duquesne
- Made his UK debut playing the final two minutes of the Canisius game
- Sat out the 2015-16 season due to NCAA transfer rules
- Played his freshman season at Transylvania University where he averaged 4.8 points and 3.4 rebounds per game
- SEC Academic Honor Roll member
- Took a mission trip to Belize this summer with Sports Reach

## SEASON AVERAGES

Games played	6
Minutes/game	1.3
Points/game	0.0
FG Pct.	0.0
3FG Pct.	
FT Pct.	
Rebounds/game	0.2
Assists/game	0.2
Turnovers/game	0.2
Assist/turnover ratio	1.0
Steals/game	
Blocks/game	

## SEASON HIGHS

Points	
FG Made	
FG Attempts	1, vs. Arizona St. (11/28/16)
3FG Made	
3FG Attempts	
FT Made	
FT Attempts	
Rebounds	1, vs. DUQUESNE (11/20/16)
Assists	1, vs. DUQUESNE (11/20/16)
Steals	
Blocks	
Minutes	2, three times, last vs. TEXAS A&M (1/3/7)

## CAREER HIGHS

Points	
FG Made	
FG Attempts	1, vs. Arizona St. (11/28/16)
3FG Made	
3FG Attempts	
FT Made	
FT Attempts	
Rebounds	1, vs. DUQUESNE (11/20/16)
Assists	1, vs. DUQUESNE (11/20/16)
Steals	
Blocks	
Minutes	2, three times, last vs. TEXAS A&M (1/3/7)

## GAME-BY-GAME

Opponent	Date	gs	min	Total		3-Pointers		Free throws		Rebounds				pf	a	t/o	blk	stl	pts	avg
				fg	fga	pct	3fg	3fga	pct	ft	fta	pct	off							
STEPHEN F. AUSTIN	11/11/16	dnp																		
CANISIUS	11/13/16	2	0-0	.000	0-0	.000	0-0	.000	0	0	0	0.0	0	0	0	0	0	0	0	0.0
vs #13/13 Michigan State	11/15/16	dnp																		
DUQUESNE	11/20/16	2	0-0	.000	0-0	.000	0-0	.000	0	1	1	0.5	0	1	1	0	0	0	0	0.0
CLEVELAND STATE	11/23/16	dnp																		
UT-MARTIN	11/25/16	1	0-0	.000	0-0	.000	0-0	.000	0	0	0	0.3	0	0	0	0	0	0	0	0.0
vs Arizona State	11/28/16	1	0-1	.000	0-0	.000	0-0	.000	0	0	0	0.3	0	0	0	0	0	0	0	0.0
#11/9 UCLA	12/03/16	dnp																		
VALPO	12/07/16	dnp																		
vs Hofstra	12/11/16	dnp																		
vs #7/6 North Carolina	12/17/16	dnp																		
at #10/11 Louisville	12/21/16	dnp																		
at Ole Miss	12/29/16	dnp																		
TEXAS A&M	01/03/17	2	0-0	.000	0-0	.000	0-0	.000	0	0	0	0.2	0	0	0	0	0	0	0	0.0
ARKANSAS	01/07/17	0	0-0	.000	0-0	.000	0-0	.000	0	0	0	0.2	0	0	0	0	0	0	0	0.0
at Vanderbilt	01/10/17	dnp																		
AUBURN	01/14/17	dnp																		
at Mississippi State	01/17/17	dnp																		
#24/24 SOUTH CAROLINA	01/21/17	dnp																		
at Tennessee	01/24/17	dnp																		
#2/1 KANSAS	01/28/17	dnp																		
GEORGIA	01/31/17	dnp																		
at #24/23 Florida	02/04/17	dnp																		
LSU	02/07/17	dnp																		
at Alabama	02/11/17	dnp																		
Totals		0	8	0-1	.000	0-0	.000	0-0	.000	0	1	1	0.2	0	1	1	0	0	0	0.0

## SUPERLATIVES

Season Stats	Career Stats
10+ points	-
20+ points	-
3+ assists	-
3+ steals	-
10+ rebounds	-
Double-doubles	-
Dunks	-

## CAREER STATS

Year	GP-GS	Min-Avg	FG-FGA	Pct	3FG-FGA	Pct	FT-FTA	Pct	Off-Def-Tot-Avg	PF-FO	Ast	TO	Blk	Stl	Pts	Avg
2016-17	6-0	8-1.3	0-1	.000	0-0	.000	0-0	.000	0-1-1-0.2	0-0	1	1	0	0	0	0.0
<b>TOTAL</b>	<b>6-0</b>	<b>8-1.3</b>	<b>0-1</b>	<b>.000</b>	<b>0-0</b>	<b>.000</b>	<b>0-0</b>	<b>.000</b>	<b>0-1-1-0.2</b>	<b>0-0</b>	<b>1</b>	<b>1</b>	<b>0</b>	<b>0</b>	<b>0</b>	<b>0.0</b>



# WENYEN GABRIEL

# 32

Freshman • Forward • 6-9 • Manchester, N.H.  
Wilbraham & Monson Academy • Undergraduate Studies

## BIO BLAST

- Had a career-high 23 points, tying his personal bests for 3-pointers made (three) and free throws made (six) to go along with eight rebounds in the last home game, vs. LSU
- Averaging 6.1 rebounds for the season, second on the team
- Pulled down a career-high 16 rebounds against Auburn, the most by a Wildcat since Julius Randle had 16 vs. LSU on March 14, 2014
- Followed that up with 13 points on a perfect 5 of 5 from the floor, including a career-high three 3s and eight rebounds at Mississippi State
- After not making multiple 3s in any game through the first 16, knocked down multiple 3s in three straight games (two vs Auburn, three at MSU and vs. South Carolina)
- Has grabbed at least four rebounds in 21 of his last 23 games
- Blocked a career-high three shots at Miss. St., against Valpo, and in the last game at Bama
- Had a strong performance vs. Michigan State bringing energy off the bench with three steals, two assists, a block, a dunk in addition to going two of two from the line
- After scoring nine points vs. Clarion, Clarion's head coach said of Gabriel: " I love that kid. That kid, he might be the best one of them all"

## SEASON AVERAGES

Games played	25
Minutes/game	21.2
Points/game	6.2
FG Pct	46.7
3FG Pct	34.0
FT Pct	60.0
Rebounds/game	6.1
Assists/game	1.0
Turnovers/game	0.8
Assist/turnover ratio	1.1
Steals/game	0.4
Blocks/game	1.2

## SEASON HIGHS

Points	23, vs. LSU (2/7/17)
FG Made	7, vs. LSU (2/7/17)
FG Attempts	11, twice, last vs. LSU (2/7/17)
3FG Made	3, three times, last vs LSU (2/7/17)
3FG Attempts	8, vs. SOUTH CAROLINA (1/21/17)
FT Made	6, twice, last vs. LSU (2/7/17)
FT Attempts	7, vs. LSU (2/7/17)
Rebounds	16, vs. AUBURN (1/14/16)
Assists	6, vs. CLEVELAND ST. (11/23/16)
Steals	3, vs. Michigan St. (11/15/16)
Blocks	3, three times, last at Alabama (2/11/17)
Minutes	31, vs. LSU (2/7/17)

## CAREER HIGHS

Points	23, vs. LSU (2/7/17)
FG Made	7, vs. LSU (2/7/17)
FG Attempts	11, twice, last vs. LSU (2/7/17)
3FG Made	3, three times, last vs LSU (2/7/17)
3FG Attempts	8, vs. SOUTH CAROLINA (1/21/17)
FT Made	6, twice, last vs. LSU (2/7/17)
FT Attempts	7, vs. LSU (2/7/17)
Rebounds	16, vs. AUBURN (1/14/16)
Assists	6, vs. CLEVELAND ST. (11/23/16)
Steals	3, vs. Michigan St. (11/15/16)
Blocks	3, three times, last at Alabama (2/11/17)
Minutes	31, vs. LSU (2/7/17)

## GAME-BY-GAME

Opponent	Date	qs	min	Total		3-Pointers		Free throws		Rebounds			pf	a	t/o	blk	stl	pts	avg	
				fg-fga	pct	3fg-fga	pct	ft-fa	pct	off	def	tot								avg
STEPHEN F. AUSTIN	11/11/16	18	5-6	.833	0-1	.000	0-1	.000	0	2	2	2.0	2	0	0	0	2	10	10.0	
CANISIUS	11/13/16	17	1-4	.250	1-3	.333	0-0	.000	2	1	3	2.5	3	0	0	0	0	3	6.5	
vs #13/13 Michigan State	11/15/16	24	1-2	.500	0-1	.000	2-2	1.000	3	3	6	3.7	3	2	0	1	3	4	5.7	
DUQUESNE	11/20/16	* 22	3-5	.600	0-1	.000	2-2	1.000	3	3	6	4.3	2	0	1	1	0	8	6.3	
CLEVELAND STATE	11/23/16	26	4-8	.500	1-3	.333	1-3	.333	4	6	10	5.4	4	6	1	1	0	10	7.0	
UT-MARTIN	11/25/16	* 28	4-6	.667	1-1	1.000	6-6	1.000	2	4	6	5.5	4	1	2	0	0	15	8.3	
vs Arizona State	11/28/16	* 20	5-11	.455	0-1	.000	0-0	.000	3	4	7	5.7	2	4	1	2	0	10	8.6	
#11/9 UCLA	12/03/16	* 17	1-2	.500	0-1	.000	0-0	.000	5	3	8	6.0	1	0	2	0	0	2	7.8	
VALPO	12/07/16	* 19	1-3	.333	0-1	.000	1-1	1.000	1	5	6	6.0	4	1	2	3	0	3	7.2	
vs Hofstra	12/11/16	13	1-2	.500	0-1	.000	0-0	.000	1	3	4	5.8	3	1	1	0	0	2	6.7	
vs #7/6 North Carolina	12/17/16	* 21	1-3	.333	0-1	.000	2-3	.667	3	3	6	5.8	3	0	2	1	0	4	6.5	
at #10/11 Louisville	12/21/16	* 12	0-2	.000	0-1	.000	2-2	1.000	3	4	7	5.9	3	0	0	2	1	2	6.1	
at Ole Miss	12/29/16	* 14	1-2	.500	0-0	.000	0-0	.000	1	2	3	5.7	3	2	0	2	1	2	5.8	
TEXAS A&M	01/03/17	* 23	1-4	.250	1-2	.500	2-2	1.000	2	2	4	5.6	3	0	0	0	0	5	5.7	
ARKANSAS	01/07/17	* 12	1-2	.500	0-1	.000	1-2	.500	1	3	4	5.5	3	0	2	2	0	3	5.5	
at Vanderbilt	01/10/17	* 22	1-3	.333	0-1	.000	2-4	.500	0	5	5	5.4	3	0	1	1	0	4	5.4	
AUBURN	01/14/17	* 29	2-8	.250	2-3	.667	0-4	.000	5	11	16	6.1	3	0	0	2	1	6	5.5	
at Mississippi State	01/17/17	* 24	5-5	1.000	3-3	1.000	0-1	.000	3	5	8	6.2	3	2	1	3	1	13	5.9	
#24/24 SOUTH CAROLINA	01/21/17	* 27	4-9	.444	3-8	.375	0-0	.000	1	4	5	6.1	1	2	0	1	1	11	6.2	
at Tennessee	01/24/17	* 28	1-6	.167	0-3	.000	0-2	.000	0	9	9	6.3	3	1	2	2	0	2	6.0	
#2/1 KANSAS	01/28/17	* 14	0-3	.000	0-3	.000	0-0	.000	0	2	2	6.0	1	0	1	0	1	0	5.7	
GEORGIA	01/31/17	28	3-8	.375	1-2	.500	0-1	.000	5	1	6	6.0	3	0	0	1	0	7	5.7	
at #24/23 Florida	02/04/17	* 13	2-2	1.000	1-1	1.000	0-2	.000	1	4	5	6.0	5	0	0	1	0	5	5.7	
LSU	02/07/17	* 31	7-11	.636	3-6	.500	6-7	.857	3	5	8	6.1	5	2	1	0	0	23	6.4	
at Alabama	02/11/17	* 29	1-3	.333	0-1	.000	0-0	.000	2	4	6	6.1	4	0	1	3	0	2	6.2	
Totals		19	531	56-120	.467	17-50	.340	27-45	.600	54	98	152	6.1	74	24	21	29	11	156	6.2

## SUPERLATIVES

Season Stats		Career Stats	
10+ points	7	10+ points	7
20+ points	1	20+ points	1
3+ blocks	3	3+ blocks	3
3+ steals	1	3+ steals	1
10+ rebounds	2	10+ rebounds	2
Double-doubles	1	Double-doubles	1
Dunks	5	Dunks	5

## CAREER STATS

Year	GP-GS	Min-Avg	FG-FGA	Pct	3FG-FGA	Pct	FT-FTA	Pct	Off-Def-Tot-Avg	PF-FO	Ast	TO	Blk	Stl	Pts	Avg
2016-17	25-19	531-21.2	56-120	.467	17-50	.340	27-45	.600	54-98-152-6.1	74-2	24	21	29	11	156	6.2
TOTAL	25-19	531-21.2	56-120	.467	17-50	.340	27-45	.600	54-98-152-6.1	74-2	24	21	29	11	156	6.2





# DEREK WILLIS

# 35

Senior • Forward • 6-9 • Mt. Washington, Ky.  
Bullitt East • Communication

## BIO BLAST

- Has grabbed at least four rebounds in each of the last eight games
- Has eight games this season in double-figures scoring, including a season-high 18 against Kansas. Made a season-high five 3s against KU
- Played a career-high 36 minutes vs. Georgia, registering a career-high four assists
- Had hit at least one 3-pointer in nine consecutive games prior to the Vandy trip
- Enjoyed a breakout season during his junior campaign where he saw action in 32 games and made 11 starts
- Had career highs in points, points per game, blocks, assists, rebounds, rebounds per game, 3-pointers, field-goal percentage and minutes in 2015-16
- Averaged 7.7 points and 4.0 rebounds per game as a junior and hit 53 3-pointers on the season, which ranked third on the team
- Had a stretch of games last year where he hit at least one 3-pointer in 17 straight games
- Has Native American heritage from his mother's side of the family

## SEASON AVERAGES

Games played	25
Minutes/game	19.6
Points/game	6.9
FG Pct	48.8
3FG Pct	37.3
FT Pct	75.0
Rebounds/game	4.6
Assists/game	0.8
Turnovers/game	0.8
Assist/turnover ratio	1.1
Steals/game	0.6
Blocks/game	0.8

## SEASON HIGHS

Points	18, vs. KANSAS (1/28/17)
FG Made	6, twice, last vs. KANSAS (1/28/17)
FG Attempts	9, vs. VALPO (12/07/16)
3FG Made	5, vs. KANSAS (1/28/17)
3FG Attempts	6, vs. KANSAS (1/28/17)
FT Made	4, vs. SFA (11/11/16)
FT Attempts	4, twice, last vs. SOUTH CAROLINA (1/21/17)
Rebounds	9, twice, last at Ole Miss (12/29/16)
Assists	4, vs. GEORGIA (1/31/17)
Steals	2, three times last, vs. GEORGIA (1/31/17)
Blocks	3, vs. SFA (11/11/16)
Minutes	36, vs. GEORGIA (1/31/17)

## CAREER HIGHS

Points	25, vs. TENNESSEE (2/18/16)
FG Made	8, vs. TENNESSEE (2/18/16)
FG Attempts	12, vs. TENNESSEE (2/18/16)
3FG Made	7, vs. TENNESSEE (2/18/16)
3FG Attempts	11, vs. TENNESSEE (2/18/16)
FT Made	8, vs. Georgia (3/12/16)
FT Attempts	8, vs. Georgia (3/12/16)
Rebounds	12, twice, last vs. MISSOURI (1/27/17)
Assists	4, vs. GEORGIA (1/31/17)
Steals	3, at Kansas (1/30/16)
Blocks	4, twice, last vs. Georgia (3/12/16)
Minutes	36, vs. GEORGIA (1/31/17)

## GAME-BY-GAME

Opponent	Date	gs	min	Total		3-Pointers		Free throws		Rebounds				pf	a	t/o	blk	stl	pts	avg	
				fg	fga	fga	pct	ft	fta	off	def	tot	avg								
STEPHEN F. AUSTIN	11/11/16	*	31	5-7	.714	1-3	.333	4-4	1.000	1	4	5	5.0	1	2	0	3	1	15	15.0	
CANISIUS	11/13/16	*	16	1-2	.500	0-1	.000	0-0	.000	0	2	2	3.5	0	0	1	1	0	2	8.5	
vs #13/13 Michigan State	11/15/16	*	16	0-1	.000	0-0	.000	0-0	.000	0	2	2	3.0	1	3	1	2	0	0	5.7	
DUQUESNE	11/20/16		15	1-4	.250	1-4	.250	2-2	1.000	0	3	3	3.0	3	1	0	2	2	5	5.5	
CLEVELAND STATE	11/23/16	*	20	3-6	.500	1-3	.333	0-0	.000	1	4	5	3.4	3	1	1	1	1	7	5.8	
UT-MARTIN	11/25/16		8	1-3	.333	0-1	.000	0-0	.000	1	0	1	3.0	1	0	0	1	0	2	5.2	
vs Arizona State	11/28/16		16	4-6	.667	1-3	.333	2-2	1.000	1	5	6	3.4	1	1	1	1	1	11	6.0	
#11/9 UCLA	12/03/16		22	4-7	.571	2-4	.500	1-2	.500	1	3	4	3.5	3	2	0	0	1	11	6.6	
VALPO	12/07/16		15	5-9	.556	2-5	.400	0-0	.000	3	1	4	3.6	1	0	2	0	1	12	7.2	
vs Hofstra	12/11/16	*	23	3-7	.429	2-4	.500	0-0	.000	2	6	8	4.0	0	2	0	1	2	8	7.3	
vs #7/6 North Carolina	12/17/16		19	1-2	.500	1-2	.500	0-0	.000	0	1	1	3.7	1	0	1	0	1	3	6.9	
at #10/11 Louisville	12/21/16		28	2-7	.286	1-5	.200	1-2	.500	3	6	9	4.2	1	1	1	0	1	6	6.8	
at Ole Miss	12/29/16		24	3-7	.429	1-4	.250	0-1	.000	2	7	9	4.5	2	1	1	2	0	7	6.8	
TEXAS A&M	01/03/17		14	2-7	.286	1-5	.200	0-0	.000	1	2	3	4.4	0	0	1	0	1	5	6.7	
ARKANSAS	01/07/17		19	6-8	.750	3-5	.600	0-0	.000	2	3	5	4.5	3	0	0	2	0	15	7.3	
at Vanderbilt	01/10/17		22	1-3	.333	0-0	.000	0-0	.000	1	2	3	4.4	2	0	0	0	0	2	6.9	
AUBURN	01/14/17		9	1-3	.333	0-0	.000	0-0	.000	0	2	2	4.2	1	0	1	0	0	2	6.6	
at Mississippi State	01/17/17		18	5-6	.833	3-4	.750	0-0	.000	0	5	5	4.3	3	0	2	0	0	13	7.0	
#24/24 SOUTH CAROLINA	01/21/17		29	4-8	.500	1-3	.333	3-4	.750	1	6	7	4.4	0	1	2	1	0	12	7.3	
at Tennessee	01/24/17		22	1-5	.200	0-3	.000	2-3	.667	4	3	7	4.6	3	0	2	2	0	4	7.1	
#21 KANSAS	01/28/17		25	6-7	.857	5-6	.833	1-2	.500	0	6	6	4.6	1	0	1	2	0	18	7.6	
GEORGIA	01/31/17	*	36	1-4	.250	1-4	.250	0-0	.000	0	5	5	4.6	4	4	0	2	3	7.4		
at #24/23 Florida	02/04/17		18	1-3	.333	0-1	.000	0-0	.000	0	5	5	4.7	3	0	0	0	1	2	7.2	
LSU	02/07/17		14	0-4	.000	0-3	.000	2-2	1.000	1	3	4	4.6	0	1	0	0	0	2	7.0	
at Alabama	02/11/17		12	2-3	.667	1-2	.500	0-0	.000	1	3	4	4.6	0	1	0	0	0	5	6.9	
Totals			6	491	63-129	.488	28-75	.373	18-24	750	26	89	115	4.6	38	21	19	21	15	172	6.9

## SUPERLATIVES

Season Stats	Career Stats
10+ points	8
20+ points	-
3+ blocks	1
3+ assists	2
10+ rebounds	-
Double-doubles	-
Dunks	8
10+ points	12
20+ points	1
3+ blocks	4
3+ assists	3
10+ rebounds	2
Double-doubles	2
Dunks	20

## CAREER STATS

Year	GP-GS	Min-Avg	FG-FGA	Pct	3FG-FGA	Pct	FT-FTA	Pct	Off-Def-Tot-Avg	PF-FO	Ast	TO	Blk	Stl	Pts	Avg
2013-14	14-0	39-2.8	3-9	.333	1-6	.167	9-12	.750	1-7-8-0.6	0-0	0	4	0	1	16	1.1
2014-15	19-0	75-3.9	7-18	.389	5-15	.333	6-6	1.000	5-9-14-0.7	5-0	5	8	3	2	25	1.3
2015-16	32-11	596-18.6	81-168	.482	53-120	.442	32-36	.889	30-97-127-4.0	55-2	12	22	24	21	247	7.7
2016-17	25-6	491-19.6	63-129	.488	28-75	.373	18-24	.750	26-89-115-4.6	38-0	21	19	21	15	172	6.9
TOTAL	90-17	1201-13.3	154-324	.475	87-216	.403	65-78	.833	62-202-264-2.9	98-2	38	53	48	39	460	5.1



### #2/4 Kentucky 87, Stephen F. Austin 64 Nov. 11, 2016 | Lexington, Ky.

#	Player	Total			3-Ptr			Rebounds			PF	TP	A	TO	Bk	Stl	Min
		FG	FGA	FT	FTA	FG	FGA	FT	FTA	Off							
03	Gilmore III, Leon	r	6-12	0-4	0-2	4	7	11	3	12	1	4	1	0	1	27	
22	Holyfield, TJ	r	2-2	1-1	0-0	1	0	1	5	5	0	2	1	0	0	9	
04	Charles, Ty	g	1-7	0-4	0-0	0	3	3	3	2	2	7	0	2	26		
11	Canete, Ivan	g	2-5	0-1	3-4	0	1	1	3	7	1	2	0	1	20		
12	Cameron, Dallas	g	3-5	1-3	1-2	0	2	2	1	8	3	2	0	0	28		
00	Augustin, Aaron		1-1	0-0	0-0	0	2	2	3	2	1	0	0	0	11		
01	Harris, Kevon		0-0	0-0	0-0	1	0	1	3	0	0	0	0	0	10		
05	Huntley, Josh		0-2	0-0	0-0	0	0	0	5	0	1	1	0	0	6		
10	Traylor, Isaiah		4-8	2-4	5-6	1	2	3	1	15	0	2	1	1	17		
23	Bain, Nathan		1-3	1-2	2-2	1	0	1	0	5	0	0	1	0	8		
24	Nieminen, Samuli		2-5	0-0	0-0	2	0	2	4	4	0	3	1	1	17		
32	Grujic, Jovan		1-2	0-0	2-3	2	1	3	1	4	0	4	0	0	21		
	Team					2	4	6									
	Totals		23-52	5-19	13-19	14	22	36	62	64	10	28	5	6	200		

FG % 1st Half: 11-23 47.8% 2nd half: 12-29 41.4% Game: 23-52 44.2%  
 3FG % 1st Half: 3-9 33.3% 2nd half: 2-10 20.0% Game: 5-19 26.3%  
 FT % 1st Half: 7-10 70.0% 2nd half: 6-9 66.7% Game: 13-19 68.4%

#### Kentucky 87 • 1-0

#	Player	Total			3-Ptr			Rebounds			PF	TP	A	TO	Bk	Stl	Min
		FG	FGA	FT	FTA	FG	FGA	FT	FTA	Off							
03	Adebayo, Edrice	r	1-1	0-0	3-7	1	0	1	4	5	1	1	0	1	15		
35	Willis, Derek	g	5-7	1-3	4-4	1	4	5	1	15	2	0	3	1	31		
00	Fox, De'Aaron	g	3-9	0-2	6-6	2	4	4	3	12	3	0	3	0	33		
05	Monk, Malik	g	4-14	1-6	1-1	0	0	0	3	10	1	1	1	1	20		
13	Briscoe, Isaiah	g	6-11	1-3	4-7	0	1	1	2	17	1	4	0	1	31		
01	Killeya-Jones, Sacha		0-1	0-0	0-0	1	2	3	0	0	0	2	1	0	9		
11	Mulder, Mychal		3-4	2-3	0-0	0	0	0	1	8	0	0	0	0	6		
14	Wynyard, Tai		0-0	0-0	0-0	0	0	0	1	0	0	0	0	0	2		
15	Humphries, Isaac		4-8	0-0	1-2	4	4	8	0	9	1	1	3	3	19		
20	Calipari, Brad		0-0	0-0	0-0	0	0	0	0	0	0	0	0	0	2		
25	Hawkins, Dominique		0-1	0-0	1-2	0	0	0	2	1	3	1	0	0	17		
32	Gabriel, Wenyen		5-6	0-1	0-1	0	2	2	2	10	0	0	0	2	18		
	Team					2	2	4									
	Totals		31-62	5-18	20-30	11	17	28	19	87	21	13	8	12	200		

FG % 1st Half: 18-36 50.0% 2nd half: 13-26 50.0% Game: 31-62 50.0%  
 3FG % 1st Half: 2-10 20.0% 2nd half: 3-8 37.5% Game: 5-18 27.8%  
 FT % 1st Half: 10-14 71.4% 2nd half: 10-16 62.5% Game: 20-30 66.7%

Officials: Joe Lindsay, Vladimir Voyard-Tadad, Rusty Phillips  
 Technical fouls: STEPHEN F. AUSTIN-Traylor, Isaiah. Kentucky-None.  
 Attendance: 22683

Score by periods	1st	2nd	Total
STEPHEN F. AUSTIN	32	32	64
Kentucky	48	39	87

Last FG - SFA 2nd-00:21, UK 2nd-01:08.  
 Largest lead - SFA by 11-19:01, UK by 27-2nd-04:58.  
 SFA led for 00:30, UK led for 39:04. Game was tied for 00:26.

### #2/4 Kentucky 93, Canisius 69 Nov. 13, 2016 | Lexington, Ky.

#	Player	Total			3-Ptr			Rebounds			PF	TP	A	TO	Bk	Stl	Min
		FG	FGA	FT	FTA	FG	FGA	FT	FTA	Off							
02	Crumpton, Jermaine	r	4-9	0-2	5-7	1	1	2	4	13	0	0	0	2	26		
22	Valenti, Phil	r	6-12	0-2	0-0	3	4	7	2	12	2	6	0	1	36		
01	Johnson, Malik	g	2-4	1-1	1-2	1	1	2	3	6	1	2	0	0	30		
04	Douse, Kiefer	g	1-4	0-0	0-0	1	3	4	3	2	2	0	1	1	16		
05	Robertson, Kassius	g	5-15	2-10	4-5	0	4	4	1	16	2	3	0	0	35		
03	Dixon-Green, Martin		1-3	0-0	0-0	1	3	4	3	2	1	1	0	0	13		
10	Planinic, Selvedin		0-0	0-0	0-0	1	0	1	3	0	0	1	0	0	3		
11	Atkinson, Chris		0-1	0-0	0-0	0	0	0	2	0	0	1	0	1	4		
13	Reese, Isaiah		3-8	0-4	0-0	0	4	4	4	6	1	1	0	3	16		
14	Foley, Spencer		2-3	0-1	0-0	1	0	1	1	4	0	0	0	0	6		
23	St. Louis, Dantai		0-0	0-0	2-4	0	1	1	4	2	1	1	0	0	6		
32	Faulkner, Jibrael		2-3	1-1	1-2	2	0	2	0	6	1	1	0	0	9		
	Team					3	1	4									
	Totals		26-62	4-21	13-20	14	22	36	30	69	11	18	1	8	200		

FG % 1st Half: 16-35 45.7% 2nd half: 10-27 37.0% Game: 26-62 41.9%  
 3FG % 1st Half: 3-14 21.4% 2nd half: 1-7 14.3% Game: 4-21 19.0%  
 FT % 1st Half: 0-0 0.0% 2nd half: 13-20 65.0% Game: 13-20 65.0%

#### Kentucky 93 • 2-0

#	Player	Total			3-Ptr			Rebounds			PF	TP	A	TO	Bk	Stl	Min
		FG	FGA	FT	FTA	FG	FGA	FT	FTA	Off							
03	Adebayo, Edrice	r	3-9	0-0	8-13	6	5	11	2	14	2	0	3	0	27		
35	Willis, Derek	r	1-2	0-1	0-0	0	2	2	0	2	0	1	1	0	16		
00	Fox, De'Aaron	g	6-13	0-3	9-9	1	3	4	1	21	3	2	0	0	33		
05	Monk, Malik	g	5-11	2-6	4-4	1	3	4	2	16	2	3	1	1	32		
13	Briscoe, Isaiah	g	9-13	0-0	3-4	0	5	5	3	21	2	1	1	0	32		
01	Killeya-Jones, Sacha		1-1	0-0	1-4	1	3	4	1	3	0	1	0	0	7		
10	David, Jonny		0-0	0-0	0-2	0	0	0	0	0	0	0	0	0	2		
11	Mulder, Mychal		1-2	1-2	0-0	0	0	0	1	3	0	0	0	1	4		
14	Wynyard, Tai		0-0	0-0	0-0	0	1	1	0	0	0	1	0	0	3		
15	Humphries, Isaac		3-4	0-0	0-0	3	1	4	3	6	0	1	0	0	7		
20	Calipari, Brad		0-0	0-0	2-3	0	0	0	0	2	0	1	0	0	3		
25	Hawkins, Dominique		1-2	0-1	0-0	1	0	1	3	2	1	0	0	2	15		
30	Pulliam, Dillon		0-0	0-0	0-0	0	0	0	0	0	0	0	0	0	2		
32	Gabriel, Wenyen		1-4	1-3	0-0	2	1	3	3	3	0	0	0	0	17		
	Team					0	0	0									
	Totals		31-61	4-16	27-39	15	24	39	19	93	10	7	4	0	200		

FG % 1st Half: 15-33 45.5% 2nd half: 16-28 57.1% Game: 31-61 50.8%  
 3FG % 1st Half: 0-7 0.0% 2nd half: 4-9 44.4% Game: 4-16 25.0%  
 FT % 1st Half: 14-20 70.0% 2nd half: 13-19 68.4% Game: 27-39 69.2%

Officials: Doug Sirmons, Bryon Jarrett, Sean Casey  
 Technical fouls: CANISIUS-None. Kentucky-None.  
 Attendance: 22009

Score by periods	1st	2nd	Total
CANISIUS	35	34	69
Kentucky	44	49	93

Last FG - CAN 2nd-00:31, UK 2nd-02:21.  
 Largest lead - CAN by 7-16:42, UK by 30-2nd-01:37.  
 CAN led for 09:42, UK led for 27:07. Game was tied for 03:11.

### #2/2 Kentucky 69, #13/13 Michigan State 48 Nov. 15, 2016 | New York

#	Player	Total			3-Ptr			Rebounds			PF	TP	A	TO	Bk	Stl	Min
		FG	FGA	FT	FTA	FG	FGA	FT	FTA	Off							
03	ADEBAYO, EDRICE	r	2-3	0-0	2-3	1	4	5	4	6	0	5	2	0	26		
35	Willis, Derek	r	0-1	0-0	0-0	0	2	2	1	0	0	3	1	2	0	16	
00	FOX, DE'AARON	g	3-10	0-2	6-6	0	4	4	2	12	6	3	1	1	29		
05	MONK, MALIK	g	8-17	7-11	0-0	0	6	6	1	23	1	2	0	0	34		
13	Briscoe, Isaiah	g	8-18	0-3	5-5	2	2	4	1	21	2	1	0	1	35		
01	KILLEYA-JONES, SACHA		0-1	0-0	0-2	0	0	0	1	0	0	1	0	0	4		
11	Mulder, Mychal		0-1	0-1	0-0	0	0	0	0	0	0	0	0	0	2		
14	Wynyard, Tai		0-0	0-0	0-0	0	2	2	0	0	0	0	0	0	2		
15	Humphries, Isaac		0-3	0-0	0-0	1	4	5	2	0	1	1	1	2	13		
20	Calipari, Brad		0-1	0-1	0-0	0	0	0	0	0	0	0	0	0	2		
25	Hawkins, Dominique		1-3	0-2	1-2	1	1	2	1	3	2	0	0	1	13		
32	Gabriel, Wenyen		1-2	0-1	2-2	3	3	6	3	4	2	0	1	3	24		
	Team					1	3	4									
	Totals		23-60	7-21	16-20	9	31	40	16	69	17	14	8	8	200		

FG % 1st Half: 11-29 37.9% 2nd half: 12-31 38.7% Game: 23-60 38.3%  
 3FG % 1st Half: 4-11 36.4% 2nd half: 3-10 30.0% Game: 7-21 33.3%  
 FT % 1st Half: 8-9 88.9% 2nd half: 8-11 72.7% Game: 16-20 80.0%

#### #13/13 Michigan State 48

#	Player	Total			3-Ptr			Rebounds			PF	TP	A	TO	Bk	Stl	Min
		FG	FGA	FT	FTA	FG	FGA	FT	FTA	Off							
00	AHRENS, KYLE		0-2	0-2	0-0	0	0	0	0	0	0	0	0	0	6		
01	LANGFORD, JOSHUA		2-6	1-4	0-2	1	4	5	1	5	1	1	0	0	19		
03	ELLIS III, ALVIN		1-5	1-4	1-2	0	2	2	1	4	0	1	0	0	18		
05	WINSTON, CASSIUS		4-9	1-3	0-0	0	2	2	3	9	2	1	0	0	22		
11	NAIRM JR., LOURAWLS		1-4	0-0	0-0	0	2	2	1	2	1	1	0	0	21		
14	HARRIS, ERON		1-3	0-2	0-0	0	3	3									



### #1/1 Kentucky 101, Cleveland State 70 Nov. 23, 2016 | Lexington, Ky.

##	Player	Total		3-Ptr		Rebounds			PF	TP	A	TO	Blk	Stl	Min
		FG-FGA	FG-FGA	FT-FTA	FT-FTA	Off	Def	Tot							
00	Sloan, Derek	1-3	0-1	2-2	1	4	5	4	0	3	0	0	0	16	
01	Carpenter, Kenny	1-5	0-1	2-2	0	1	1	1	4	0	2	0	0	12	
03	Edwards, Rob	12-21	2-7	2-2	1	3	4	0	28	2	2	0	0	32	
04	Wright, Anthony	2-5	0-1	0-1	0	3	3	3	4	1	1	1	1	21	
05	Blount, Jibri	2-4	0-1	2-2	0	3	3	4	6	0	3	0	0	22	
12	Thomas, Kasheem	0-2	0-1	0-0	0	0	0	0	0	0	3	0	0	14	
13	Maxwell, Nelson	1-2	1-1	0-0	0	1	1	1	3	2	0	0	2	5	
20	Word, Bobby	4-11	3-8	3-4	0	3	3	4	14	1	3	0	0	25	
21	Hasbargen, Tim	0-1	0-1	0-0	0	1	1	0	0	0	0	0	0	5	
22	Clayborne, Evan	0-1	0-0	0-2	2	3	5	5	0	0	1	0	0	19	
23	Hairston, Jamarcus	2-6	0-4	3-4	2	1	3	2	7	1	0	0	1	19	
25	Levitt, Daniel	0-3	0-1	0-0	1	0	1	2	0	0	0	0	1	10	
Team				4		2		6							
Totals		25-64	6-27	14-19	11	25	36	27	70	7	19	1	5	200	

FG % 1st Half: 14-29 48.3% 2nd half: 11-35 31.4% Game: 25-64 39.1%  
 3FG % 1st Half: 3-10 30.0% 2nd half: 3-17 17.6% Game: 6-27 22.2%  
 FT % 1st Half: 4-6 66.7% 2nd half: 10-13 76.9% Game: 14-19 73.7%

**Kentucky 101 • 5-0**

##	Player	Total		3-Ptr		Rebounds			PF	TP	A	TO	Blk	Stl	Min
		FG-FGA	FG-FGA	FT-FTA	FT-FTA	Off	Def	Tot							
03	Adebayo, Edrice	5-8	0-0	4-4	2	5	7	4	14	2	1	0	0	26	
35	Willis, Derek	3-6	1-3	0-0	1	4	5	3	7	1	1	1	1	20	
00	Fox, De'Aaron	6-15	0-2	4-7	0	4	4	1	16	11	2	1	2	33	
05	Monk, Malik	8-12	4-6	3-5	0	3	3	1	23	4	3	0	2	30	
25	Hawkins, Dominique	0-0	0-0	0-0	0	1	1	0	0	0	0	0	1	6	
01	Killeya-Jones, Sacha	1-2	0-0	3-5	0	2	2	0	5	0	0	1	0	11	
10	David, Jonny	0-1	0-0	0-0	0	0	0	0	0	0	0	0	0	3	
11	Mulder, Mychal	5-10	3-7	0-0	2	0	2	1	13	0	2	1	0	22	
14	Wynyard, Tai	2-2	0-0	0-1	1	2	3	0	4	0	0	0	0	4	
15	Humphries, Isaac	4-6	0-1	1-5	4	9	3	9	1	2	0	0	0	11	
20	Calipari, Brad	0-3	0-3	0-0	0	0	0	0	0	0	1	1	0	8	
32	Gabriel, Wenyen	4-8	1-3	1-3	4	6	10	4	10	6	1	1	0	26	
Team				1		0		1							
Totals		38-73	9-24	16-26	16	31	47	18	101	25	13	6	6	200	

FG % 1st Half: 21-37 56.8% 2nd half: 17-36 47.2% Game: 38-73 52.1%  
 3FG % 1st Half: 7-12 58.3% 2nd half: 2-12 16.7% Game: 9-24 37.5%  
 FT % 1st Half: 7-13 53.8% 2nd half: 9-13 69.2% Game: 16-26 61.5%

Officials: Karl Hess, Antino Petty, Rob Rorko  
 Technical fouls: CLEVELAND STATE-None. Kentucky-None.  
 Attendance: 22441

Score by periods	1st	2nd	Total
CLEVELAND STATE	35	35	70
Kentucky	56	45	101

Points In Off 2nd Fast Bench  
 CSU 20 13 13 6 70  
 UK 52 29 25 12 41

Score tied - 0 times.  
 Lead changed - 0 times.

Last FG - CSU 2nd-00:24, UK 2nd-00:28.  
 Largest lead - CSU None, UK by 41 2nd-00:00.  
 CSU led for 00:00. UK led for 39:44. Game was tied for 00:16.

### #1/1 Kentucky 111, UT Martin 76 Nov. 25, 2016 | Lexington, Ky.

**UT MARTIN 76 • 5-2**

##	Player	Total		3-Ptr		Rebounds			PF	TP	A	TO	Blk	Stl	Min
		FG-FGA	FG-FGA	FT-FTA	FT-FTA	Off	Def	Tot							
00	Jackson, Jalen	1-2	0-1	3-4	0	0	0	1	5	2	0	0	1	5	
01	Butler, Matthew	6-15	2-8	1-1	0	3	3	2	15	4	6	0	0	31	
02	Mobley, Jacoby	6-16	2-8	0-0	2	1	3	3	14	4	1	0	1	33	
03	Bailey, Dante	1-2	1-1	0-0	0	1	1	1	3	1	1	0	0	10	
04	Edwards, Kedar	5-11	3-6	0-0	2	2	4	1	13	3	3	1	0	28	
05	Fofana, Mike	0-2	0-1	4-4	0	0	0	3	4	0	1	0	0	12	
10	Rowe, Chandler	1-2	1-1	3-6	1	1	2	4	6	0	3	1	2	17	
12	Lewis, Fatold	0-4	0-0	0-2	0	1	1	2	0	0	1	0	0	21	
21	London, Mark	1-1	0-0	0-1	0	1	1	3	2	0	0	0	0	7	
22	Beaufort, Kahari	1-4	0-1	1-1	0	1	1	1	3	0	0	0	2	7	
25	Martinez, Javier	5-7	0-0	1-1	0	4	4	11	1	0	0	0	2	28	
44	Detlev, Nick	0-0	0-0	0-0	0	0	0	0	0	0	0	0	0	1	
Team				6		6		1							
Totals		27-66	9-27	13-20	11	15	26	25	76	15	17	2	8	200	

FG % 1st Half: 16-33 48.5% 2nd half: 11-33 33.3% Game: 27-66 40.9%  
 3FG % 1st Half: 4-12 33.3% 2nd half: 5-15 33.3% Game: 9-27 33.3%  
 FT % 1st Half: 2-2 100.0% 2nd half: 11-18 61.1% Game: 13-20 65.0%

**Kentucky 111 • 6-0**

##	Player	Total		3-Ptr		Rebounds			PF	TP	A	TO	Blk	Stl	Min
		FG-FGA	FG-FGA	FT-FTA	FT-FTA	Off	Def	Tot							
03	Adebayo, Edrice	5-10	0-0	5-8	8	4	12	0	15	0	1	1	0	25	
32	Gabriel, Wenyen	4-6	1-1	6-6	2	4	6	4	15	1	2	0	0	28	
00	Fox, De'Aaron	7-12	0-3	2-4	1	5	6	2	16	5	4	0	3	28	
05	Monk, Malik	10-17	2-8	4-4	0	2	2	2	26	7	2	0	1	29	
25	Hawkins, Dominique	1-5	0-2	4-4	2	2	4	0	6	9	1	0	1	32	
01	Killeya-Jones, Sacha	6-8	0-0	0-0	1	3	4	3	12	0	1	1	0	13	
10	David, Jonny	0-0	0-0	0-0	0	0	0	0	0	0	1	0	0	1	
11	Mulder, Mychal	4-5	4-5	0-0	0	2	2	3	12	1	0	0	2	15	
14	Wynyard, Tai	0-1	0-0	0-0	1	2	0	0	0	0	0	0	0	3	
15	Humphries, Isaac	3-5	0-0	1-1	2	1	3	2	7	0	0	2	0	12	
20	Calipari, Brad	0-2	0-2	0-0	0	0	0	0	1	0	0	0	0	5	
30	Pulliam, Dillon	0-0	0-0	0-0	0	0	0	0	0	0	0	0	0	1	
35	Willis, Derek	1-3	0-1	0-0	1	0	1	2	0	0	1	0	0	8	
Team				1		5		6							
Totals		41-74	7-22	22-29	19	29	48	18	111	24	12	5	7	200	

FG % 1st Half: 18-33 54.5% 2nd half: 23-41 56.1% Game: 41-74 55.4%  
 3FG % 1st Half: 4-13 30.8% 2nd half: 3-9 33.3% Game: 7-22 31.8%  
 FT % 1st Half: 13-17 76.5% 2nd half: 9-12 75.0% Game: 22-29 75.9%

Officials: Joe Lindsay, Ron Groover, K.B. Burdett, Jr.  
 Technical fouls: UT MARTIN-None. Kentucky-None.  
 Attendance: 23324

Score by periods	1st	2nd	Total
UT MARTIN	38	38	76
Kentucky	53	58	111

Points In Off 2nd Fast Bench  
 UT 28 16 6 10 76  
 UK 54 29 20 16 33

Score tied - 0 times.  
 Lead changed - 3 times.

Last FG - UTM 2nd-01:13, UK 2nd-01:00.  
 Largest lead - UTM by 3 1st-18:53, UK by 48 2nd-08:46.  
 UTM led for 02:01. UK led for 36:49. Game was tied for 01:07.

### #1/1 Kentucky 115, Arizona State 69 Nov. 28, 2016 | Paradise Island, Bahamas

**Arizona State 69 • 4-3**

##	Player	Total		3-Ptr		Rebounds			PF	TP	A	TO	Blk	Stl	Min
		FG-FGA	FG-FGA	FT-FTA	FT-FTA	Off	Def	Tot							
05	Oleka, Obinna	6-9	0-1	2-2	4	7	11	3	14	3	1	2	1	33	
00	Holder, Tra	5-13	1-2	1-1	1	1	2	0	12	2	2	0	2	32	
03	Cunliffe, Sam	4-16	3-8	3-6	0	4	4	3	14	1	2	0	1	31	
04	Graham, Torian	4-16	0-6	4-4	1	2	3	1	12	2	0	0	1	32	
11	Evans II, Shannon	4-12	2-5	1-2	0	3	3	2	11	6	5	1	0	32	
22	Witherill, Austin	0-0	0-0	0-0	0	0	0	0	0	0	0	0	0	1	
33	Vila, Ramon	0-0	0-0	0-0	0	1	1	4	0	0	0	1	0	13	
42	Tshisumpa, Jethro	0-1	0-0	0-0	2	2	4	5	0	0	1	0	0	4	
44	Justice, Kodi	2-6	2-4	0-0	0	2	2	3	6	1	2	0	0	22	
Team				3		3		6							
Totals		25-73	8-26	11-15	11	22	33	21	69	15	13	4	4	200	

FG % 1st Half: 12-35 34.3% 2nd half: 13-38 34.2% Game: 25-73 34.2%  
 3FG % 1st Half: 6-17 35.3% 2nd half: 2-9 22.2% Game: 8-26 30.8%  
 FT % 1st Half: 0-0 0.0% 2nd half: 11-15 73.3% Game: 11-15 73.3%

**Kentucky 115 • 7-0**

##	Player	Total		3-Ptr		Rebounds			PF	TP	A	TO	Blk	Stl	Min
		FG-FGA	FG-FGA	FT-FTA	FT-FTA	Off	Def	Tot							
03	Adebayo, Edrice	5-7	0-0	2-3	5	4	9	1	12	2	0	3	0	23	
32	Gabriel, Wenyen	5-11	0-1	0-0	3	4	7	2	10	4	1	2	0	20	
00	Fox, De'Aaron	6-9	1-1	1-2	2	9	11	3	14	10	4	0	2	31	
05	Monk, Malik	8-20	3-10	4-5	0	3	3	0	23	4</					





#6/7 Kentucky 87, Valparaiso 63  
Dec. 7, 2016 | Lexington, Ky.

VALPO 63 • 7-2

#	Player	Total		3-Ptr		Rebounds			PF	TP	A	TO	Blk	Stl	Min
		FG-FGA	FT-FTA	FG-FGA	FT-FTA	Off	Def	Tot							
23	Adekoya, Jubril	r 2-4	1-2	2-3	0	6	6	4	7	0	5	0	3	28	
25	Peters, Alec	r 9-20	1-2	4-4	4	4	8	1	23	0	1	0	0	33	
02	Walker, Tevonn	g 3-7	0-1	2-4	2	3	5	4	8	1	2	0	1	31	
11	Hammink, Shane	g 2-9	1-3	3-4	2	1	3	2	8	3	2	1	2	29	
15	Williams, Lexus	g 1-5	0-1	0-0	0	3	3	4	2	0	5	0	2	15	
01	Bradford, Micah	g 2-10	0-4	0-0	0	1	1	1	4	1	0	0	0	15	
03	Joseph, Max	g 0-3	0-0	0-2	0	0	0	4	0	0	3	0	0	12	
14	Sorolla, Jaume	g 3-6	0-0	2-2	7	2	9	3	8	0	0	0	0	14	
22	Smits, Derrick	g 0-1	0-0	0-0	0	0	0	0	0	0	0	0	0	5	
21	Davidson, Nick	g 1-2	1-2	0-0	1	2	3	1	3	1	1	0	0	16	
33	Kiser, John	g 0-0	0-0	0-0	0	0	0	1	0	0	0	0	0	2	
Team					2	1	3								
Totals		23-67	4-15	13-19	18	23	41	25	63	6	19	1	8	200	

FG % 1st Half: 8-29 27.6% 2nd half: 15-38 39.5% Game: 23-67 34.3%  
 3FG % 1st Half: 2-7 28.6% 2nd half: 2-8 25.0% Game: 4-15 26.7%  
 FT % 1st Half: 6-12 50.0% 2nd half: 7-7 100.0% Game: 13-19 68.4%

Kentucky 87 • 8-1

#	Player	Total		3-Ptr		Rebounds			PF	TP	A	TO	Blk	Stl	Min
		FG-FGA	FT-FTA	FG-FGA	FT-FTA	Off	Def	Tot							
03	Adebayo, Edrice	r 5-9	0-0	6-8	3	4	7	2	16	0	3	1	1	29	
32	Gabriel, Wenyen	r 1-3	0-1	1-1	1	5	6	4	3	1	2	3	0	19	
00	Fox, De'Aaron	g 3-9	0-1	3-8	1	6	7	1	9	5	1	1	2	29	
05	Monk, Malik	g 6-13	1-5	2-2	1	1	2	2	15	1	2	0	0	22	
13	Briscoe, Isaiah	g 4-7	0-1	2-3	0	1	2	10	2	3	0	2	24		
01	Killeya-Jones, Sacha	g 1-2	0-0	0-2	2	1	3	1	2	0	2	2	0	8	
11	Mulder, Mychal	g 4-10	1-5	0-0	4	3	7	1	9	2	0	1	0	16	
15	Humphries, Isaac	g 1-2	0-0	0-0	1	2	3	3	2	0	1	1	0	9	
20	Calipari, Brad	g 1-2	1-2	0-0	0	0	0	0	3	0	0	0	0	3	
25	Hawkins, Dominique	g 2-5	2-3	0-0	2	1	3	1	6	4	1	0	1	26	
35	Willis, Derek	g 5-9	2-5	0-0	3	1	4	1	12	0	2	0	1	15	
Team					3	2	5								
Totals		33-71	7-23	14-24	21	27	48	18	87	15	17	9	7	200	

FG % 1st Half: 18-38 47.4% 2nd half: 15-33 45.5% Game: 33-71 46.5%  
 3FG % 1st Half: 2-10 20.0% 2nd half: 5-13 38.5% Game: 7-23 30.4%  
 FT % 1st Half: 7-10 70.0% 2nd half: 7-14 50.0% Game: 14-24 58.3%

Officials: Pat Adams, Karl Hess, KB Burdett  
 Technical fouls: VALPO-None. Kentucky-None.  
 Attendance: 21805

Score by periods	1st	2nd	Total
VALPO	24	39	63
Kentucky	45	42	87

Points	In	Off	2nd	Fast	Bench
VALPO	32	11	19	2	15
UK	46	19	20	18	34

Last FG - VALPO 2nd-01:06. UK 2nd-02:01.  
 Largest lead - VALPO None, UK by 34 2nd-10:14.  
 VALPO led for 00:00. UK led for 38:50. Game was tied for 01:10.

Score tied - 2 Times.  
 Lead changed - 0 Times.

#6/7 Kentucky 96, Hofstra 73  
Dec. 11, 2016 | Brooklyn, N.Y.

Hofstra 73 • 6-5

#	Player	Total		3-Ptr		Rebounds			PF	TP	A	TO	Blk	Stl	Min
		FG-FGA	FT-FTA	FG-FGA	FT-FTA	Off	Def	Tot							
00	GREER, Ty	r 1-8	0-2	1-4	2	2	4	2	3	1	1	0	0	27	
11	GUSTYS, Rokas	r 6-10	0-0	1-4	3	5	8	3	13	2	4	0	0	25	
02	POWERS, Deron	g 4-15	1-5	9-11	1	4	5	2	18	5	2	0	0	38	
05	PEMBERTON, Eli	g 1-6	1-3	1-2	2	0	2	5	4	1	1	0	0	24	
14	BERNARDI, Brian	g 1-6	1-5	4-5	0	2	2	0	7	2	1	0	0	31	
03	WRIGHT-FOREMAN, J	g 4-9	1-3	5-6	0	4	4	1	14	0	1	0	0	17	
24	ROBINSON, Jamall	g 2-6	2-4	0-1	2	4	6	2	6	0	1	0	1	24	
33	SABETY, Hunter	g 1-2	0-0	2-4	3	4	7	4	4	1	2	1	0	10	
44	WALKER, Andre	g 2-3	0-0	0-0	1	0	1	1	4	0	1	0	0	4	
Team					5	1	6								
Totals		22-65	6-22	23-37	19	26	45	20	73	12	14	1	1	200	

FG % 1st Half: 10-29 34.5% 2nd half: 12-36 33.3% Game: 22-65 33.8%  
 3FG % 1st Half: 3-12 25.0% 2nd half: 3-10 30.0% Game: 6-22 27.3%  
 FT % 1st Half: 10-16 62.5% 2nd half: 13-21 61.9% Game: 23-37 62.2%

Kentucky 96 • 9-1

#	Player	Total		3-Ptr		Rebounds			PF	TP	A	TO	Blk	Stl	Min
		FG-FGA	FT-FTA	FG-FGA	FT-FTA	Off	Def	Tot							
03	ADEBAYO, Edrice	r 7-10	0-0	0-1	1	6	7	2	14	1	1	2	0	25	
35	WILLIS, Derek	r 3-7	2-4	0-0	2	6	8	0	8	2	0	1	2	23	
00	FOX, De'Aaron	g 5-8	0-1	5-5	0	5	5	3	15	2	2	0	0	24	
05	MONK, Malik	g 7-16	4-10	2-2	1	0	1	4	20	4	0	1	0	29	
13	BRISCOE, Isaiah	g 8-11	1-2	2-5	1	1	2	3	19	6	3	0	0	32	
01	KILLEVA-JONES, Sacha	g 2-4	0-0	0-0	2	0	2	3	4	0	0	2	1	9	
11	MULDER, Mychal	g 2-6	0-2	2-2	1	4	5	1	6	0	0	0	0	15	
15	HUMPHRIES, Isaac	g 1-4	0-0	1-4	1	2	3	2	3	1	0	2	0	13	
20	CALIPARI, Brad	g 0-1	0-1	0-0	0	0	0	0	2	0	0	0	0	3	
25	HAWKINS, Dominique	g 1-3	1-2	2-2	1	0	1	4	5	3	0	0	1	14	
32	GABRIEL, Wenyen	g 1-2	0-1	0-0	1	3	4	3	2	1	1	0	0	13	
Team					1	2	3								
Totals		37-72	8-23	14-21	12	29	41	27	96	20	7	8	4	200	

FG % 1st Half: 18-35 51.4% 2nd half: 19-37 51.4% Game: 37-72 51.4%  
 3FG % 1st Half: 5-13 38.5% 2nd half: 3-10 30.0% Game: 8-23 34.8%  
 FT % 1st Half: 7-11 63.6% 2nd half: 7-10 70.0% Game: 14-21 66.7%

Officials: Jamie Luckie, Antinio Petty, Lamar Simpson  
 Technical fouls: Hofstra-None. Kentucky-ADEBAYO, Edrice.  
 Attendance: 7514

BROOKLYN HOOPS Winter Festival - Game Two

Score by periods	1st	2nd	Total
Hofstra	33	40	73
Kentucky	48	48	96

Points	In	Off	2nd	Fast	Bench
HOFSTRA	28	7	24	4	28
UK	48	23	7	14	20

Last FG - HOFSTRA 2nd-00:32. UK 2nd-02:55.  
 Largest lead - HOFSTRA None, UK by 31 2nd-06:42.  
 HOFSTRA led for 00:00. UK led for 39:33. Game was tied for 00:15.

Score tied - 0 Times.  
 Lead changed - 0 Times.

#6/7 Kentucky 103, #7/6 North Carolina 100  
Dec. 17, 2016 | Las Vegas

Kentucky 103 • 10-1

#	Player	Total		3-Ptr		Rebounds			PF	TP	A	TO	Blk	Stl	Min
		FG-FGA	FT-FTA	FG-FGA	FT-FTA	Off	Def	Tot							
00	Fox, De'Aaron	* 9-21	0-2	6-7	0	4	4	1	24	10	2	0	2	35	
03	Adebayo, Edrice	* 6-11	0-0	1-3	4	3	7	5	13	1	0	0	0	19	
05	Monk, Malik	* 18-28	8-12	3-5	0	0	0	0	47	2	2	0	1	38	
13	Briscoe, Isaiah	* 4-6	1-1	1-2	3	4	7	4	10	4	1	1	0	38	
32	Gabriel, Wenyen	* 1-3	0-1	2-3	3	3	6	3	4	0	2	1	0	21	
01	Killeya-Jones, Sacha	g 0-0	0-0	0-0	0	0	0	0	1	0	0	0	0	1	
15	Humphries, Isaac	g 1-3	0-0	0-1	2	3	5	3	2	0	1	0	0	20	
25	Hawkins, Dominique	g 0-0	0-0	0-0	0	2	2	2	0	2	0	0	0	9	
35	Willis, Derek	g 1-2	1-2	0-0	0	1	1	1	3	0	1	0	1	19	
Team					3	4	7								
Totals		40-74	10-18	13-21	15	24	39	20	103	19	10	2	4	200	

FG % 1st Half: 22-41 53.7% 2nd half: 18-33 54.5% Game: 40-74 54.1%  
 3FG % 1st Half: 5-11 45.5% 2nd half: 5-7 71.4% Game: 10-18 55.6%  
 FT % 1st Half: 7-11 63.6% 2nd half: 6-10 60.0% Game: 13-21 61.9%

#7/6 North Carolina 100 • 10-2

#	Player	Total		3-Ptr		Rebounds			PF	TP	A	TO	Blk	Stl	Min
		FG-FGA	FT-FTA	FG-FGA	FT-FTA	Off	Def	Tot							
00	Nate Britt	g 0-3	0-1	0-0	0	0	0	1	0	1	1	1	0	14	
02	Joel Berry II	g 9-15	3-5	2-2	0	5	5	5	23	7	3	0	2	34	
03	Kennedy Meeks	g 5-7	0-0	2-3	2	5	7	5	12	0	2	1	0	20	
04	Isaiah Hicks	g 5-10	0-0	0-1	1	2	3	4	10	1					



#8/8 Kentucky 99, Ole Miss 76  
Dec. 29, 2016 | Oxford, Miss.

**Kentucky 99 • 11-2 1-0 SEC**

#	Player	Total			3-Ptr			Rebounds			PF	TP	A	TO	Blk	Stl	Min
		FG-FGA	FG-FGA	FT-FTA	FG-FGA	FG-FGA	FT-FTA	Off	Def	Tot							
03	Adebayo, Edrice	r	12-19	0-0	1-4	1	3	4	1	25	1	1	3	0	0	34	
32	Gabriel, Wenyen	r	1-2	0-0	0-0	1	2	3	3	2	2	0	2	1	14		
00	Fox, De'Aaron	g	3-10	0-2	1-3	0	5	5	2	7	7	1	0	0	23		
05	Monk, Malik	g	11-16	5-7	7-8	2	4	6	2	34	1	1	0	0	35		
13	Briscoe, Isaiah	g	6-14	1-1	6-6	3	7	10	2	19	11	2	0	0	1	36	
01	Killeya-Jones, Sacha	g	0-0	0-0	0-0	0	0	0	0	0	0	0	0	0	0	0	
11	Mulder, Mychal	g	1-3	1-3	0-0	0	0	0	1	3	0	0	0	0	1	13	
14	Wynyard, Tai	g	0-0	0-0	0-0	0	0	0	1	0	0	0	0	0	2		
15	Humphries, Isaac	g	0-0	0-0	2-2	0	3	3	0	2	0	1	1	0	4		
20	Callipari, Brad	g	0-0	0-0	0-0	0	0	0	0	0	0	0	0	0	1		
25	Hawkins, Dominique	g	0-3	0-1	0-0	0	0	0	3	0	1	0	0	0	14		
35	Willis, Derek	g	3-7	1-4	0-1	2	7	9	2	7	1	1	2	0	24		
Team																	
Totals			37-74	8-18	17-24	11	31	42	17	99	24	8	8	9	200		

FG % 1st Half: 24-39 61.5% 2nd half: 13-35 37.1% Game: 37-74 50.0%  
 3FG % 1st Half: 5-8 62.5% 2nd half: 3-10 30.0% Game: 8-18 44.4%  
 FT % 1st Half: 7-10 70.0% 2nd half: 10-14 71.4% Game: 17-24 70.8%

Deadball Rebounds 2.1

**Ole Miss 76 • 9-4 0-1 SEC**

#	Player	Total			3-Ptr			Rebounds			PF	TP	A	TO	Blk	Stl	Min
		FG-FGA	FG-FGA	FT-FTA	FG-FGA	FG-FGA	FT-FTA	Off	Def	Tot							
05	Hymon, Marcanvis	r	0-1	0-0	0-0	1	3	4	4	0	0	1	2	0	12		
11	Saiz, Sebastian	r	7-17	3-7	6-6	3	10	13	4	23	2	6	0	0	36		
01	Burnett, Deandre	g	7-15	0-3	5-6	0	2	2	2	19	6	3	0	0	31		
02	Neal, Cullen	g	0-1	0-1	0-0	0	3	3	3	0	1	4	0	0	17		
03	Davis, Terence	g	3-13	1-4	0-0	3	2	5	4	7	1	0	1	0	20		
00	Fitzpatrick-Dorsey, D	g	0-1	0-0	0-0	0	0	0	0	0	0	0	0	0	5		
04	Tyree, Breen	g	2-3	0-1	0-0	0	4	4	3	4	3	1	0	0	20		
14	Brooks, Rasheed	g	4-16	2-6	5-5	2	1	3	0	15	0	0	0	0	27		
32	Morris, Nate	g	0-0	0-0	0-0	0	0	0	0	0	0	0	0	0	4		
50	Furmanavicius, Justas	g	4-5	0-0	0-0	3	3	6	3	8	0	0	0	0	28		
Team																	
Totals			27-72	6-22	16-17	14	31	45	23	76	13	15	6	3	200		

FG % 1st Half: 14-41 34.1% 2nd half: 13-31 41.9% Game: 27-72 37.5%  
 3FG % 1st Half: 2-10 20.0% 2nd half: 4-12 33.3% Game: 6-22 27.3%  
 FT % 1st Half: 9-9 100.0% 2nd half: 7-8 87.5% Game: 16-17 94.1%

Deadball Rebounds 0

Officials: Joe Lindsay, Tony Henderson, Ted Valentine  
 Technical fouls: Kentucky-None. Ole Miss-None.  
 Attendance: 9086

Score by periods	1st	2nd	Total
Kentucky	60	39	99
Ole Miss	39	37	76

Last FG - UK 2nd-02:05, OM 2nd-00:47.  
 Largest lead - UK by 28 2nd-02:25, OM by 2 1st-19:26.  
 UK led for 38:23. OM led for 00:23. Game was tied for 01:14.

Score tied - 1 time.  
 Lead changed - 1 time.

#6/6 Kentucky 100, Texas A&M 58  
Jan. 3, 2017 | Lexington, Ky.

**Texas A&M 58 • 8-5, 0-2**

#	Player	Total			3-Ptr			Rebounds			PF	TP	A	TO	Blk	Stl	Min
		FG-FGA	FG-FGA	FT-FTA	FG-FGA	FG-FGA	FT-FTA	Off	Def	Tot							
01	Hogg, DJ	r	1-7	1-3	0-0	1	3	4	0	3	2	7	0	0	28		
42	Miller, Tavario	r	1-2	0-0	1-2	1	2	3	0	3	1	2	0	0	15		
34	Davis, Tyler	c	4-6	0-0	5-6	1	1	2	3	13	2	7	1	0	24		
03	Gilder, Admon	g	5-13	2-3	1-3	2	4	6	5	13	2	1	0	0	29		
02	Collins, Chris	g	2-3	1-1	0-0	0	3	3	3	5	1	3	0	0	22		
02	Vila, Eric	g	0-0	0-0	2-2	1	0	1	2	1	0	0	0	0	10		
15	Hampton, JC	g	1-3	1-2	0-0	0	0	0	3	0	2	0	0	0	18		
10	Trocha-Morelos, Tony	g	2-5	1-3	1-2	1	3	4	3	6	2	1	2	0	26		
23	Smith, Caleb	g	1-2	0-1	0-0	0	0	0	0	2	0	0	0	0	7		
33	Carlton, Chase	g	0-0	0-0	0-0	0	1	1	1	0	0	0	0	0	4		
44	Williams, Robert	g	4-6	0-0	0-2	0	2	2	1	8	0	0	4	0	17		
Team																	
Totals			21-47	6-13	10-17	9	19	28	23	58	12	25	7	2	200		

FG % 1st Half: 10-26 38.5% 2nd half: 11-21 52.4% Game: 21-47 44.7%  
 3FG % 1st Half: 3-6 50.0% 2nd half: 3-7 42.9% Game: 6-13 46.2%  
 FT % 1st Half: 4-8 50.0% 2nd half: 6-9 66.7% Game: 10-17 58.8%

Deadball Rebounds 4

**Kentucky 100 • 12-2, 2-0**

#	Player	Total			3-Ptr			Rebounds			PF	TP	A	TO	Blk	Stl	Min
		FG-FGA	FG-FGA	FT-FTA	FG-FGA	FG-FGA	FT-FTA	Off	Def	Tot							
03	Adebayo, Edrice	r	4-6	0-0	2-2	1	2	3	0	10	1	2	3	0	23		
32	Gabriel, Wenyen	r	1-4	1-2	2-2	2	2	4	3	5	0	0	0	0	23		
00	Fox, De'Aaron	g	5-9	0-1	5-8	1	4	5	0	15	6	3	0	2	28		
05	Monk, Malik	g	8-11	5-7	5-5	0	1	1	1	26	0	1	0	1	24		
13	Briscoe, Isaiah	g	5-9	3-3	0-0	1	0	1	3	13	7	0	0	1	28		
01	Killeya-Jones, Sacha	g	1-3	0-0	0-0	2	0	2	1	2	0	1	0	0	6		
10	David, Jonny	g	1-1	1-1	2-2	0	0	0	0	5	0	0	0	0	2		
11	Mulder, Mychal	g	1-3	1-3	2-2	1	1	2	1	5	0	1	0	0	8		
14	Wynyard, Tai	g	0-0	0-0	0-0	0	0	0	0	2	0	0	0	0	4		
15	Humphries, Isaac	g	3-6	0-0	2-4	2	4	6	4	8	1	0	0	0	13		
20	Callipari, Brad	g	0-1	0-1	0-0	1	0	1	0	0	0	0	0	0	5		
25	Hawkins, Dominique	g	2-3	1-2	1-1	0	0	0	1	6	1	0	0	0	20		
30	Pulliam, Dillon	g	0-0	0-0	0-0	0	0	0	0	0	0	0	0	0	2		
35	Willis, Derek	g	2-7	1-5	0-0	1	2	3	0	5	0	1	0	1	14		
Team																	
Totals			33-63	13-25	21-26	13	17	30	16	100	16	9	3	10	200		

FG % 1st Half: 17-30 56.7% 2nd half: 16-33 48.5% Game: 33-63 52.4%  
 3FG % 1st Half: 8-16 50.0% 2nd half: 8-16 50.0% Game: 13-25 52.0%  
 FT % 1st Half: 11-11 100.0% 2nd half: 10-15 66.7% Game: 21-26 80.8%

Deadball Rebounds 3.3

Officials: Anthony Jordan, Karl Hess, Bryon Jarrett  
 Technical fouls: Texas A&M-None. Kentucky-None.  
 Attendance: 23455

Score by periods	1st	2nd	Total
Texas A&M	27	31	58
Kentucky	50	50	100

Last FG - TAMU 2nd-00:07, UK 2nd-01:06.  
 Largest lead - TAMU by 3 1st-19:17, UK by 47 2nd-01:06.  
 TAMU led for 00:41. UK led for 38:00. Game was tied for 01:19.

Score tied - 1 time.  
 Lead changed - 1 time.

#6/6 Kentucky 97, Arkansas 71  
Jan. 7, 2017 | Lexington, Ky.

**Arkansas 71 • 12-3, 1-2**

#	Player	Total			3-Ptr			Rebounds			PF	TP	A	TO	Blk	Stl	Min
		FG-FGA	FG-FGA	FT-FTA	FG-FGA	FG-FGA	FT-FTA	Off	Def	Tot							
05	Cook, Arlando	r	3-5	0-0	0-0	0	1	1	0	6	0	0	0	0	1	15	
33	Kingsley, Moses	g	4-8	1-1	5-5	1	6	7	4	14	2	2	1	1	33		
03	Hannas, Dusty	g	2-12	0-5	2-2	0	1	1	4	6	2	0	0	0	22		
04	Macon, Daryl	g	5-12	3-7	2-2	0	0	0	3	15	1	0	0	0	26		
21	Watkins, Manuele	g	4-6	0-0	0-0	1	6	7	3	8	1	0	0	0	32		
00	Barford, Jaylen	g	6-9	0-1	2-3	3	1	4	4	14	0	5	0	0	17		
01	Thompson, Trey	g	0-2	0-0	4-4	1	3	4	4	2	0	2	1	0	20		
02	Bailey, Adriano	g	0-0	0-0	0-0	0	0	0	1	0	0	0	0	0	4		
12	Hazen, Brachen	g	0-0	0-0	0-0	0	0	0	0	0	0	0	0	0	1		
13	Thomas, Dustin	g	0-2	0-0	0-0	1	1	2	4	0	1	0	0	0	7		
23	Jones, CJ	g	0-0	0-0	0-0	0	0	0	0	0	0	0	0	0	1		
31	Beard, Anton	g	1-7	0-2	2-5	0	0	0	4	4	1	0	0	0	22		
Team																	
Totals			25-63	4-16	17-21	9	20	29	31	71	11	8	3	3	200		

FG % 1st Half: 13-32 40.6% 2nd half: 12-31 38.7% Game: 25-63 39.7%  
 3FG % 1st Half: 2-7 28.6% 2nd half: 2-9 22.2% Game: 4-16 25.0%  
 FT % 1st Half: 10-12 83.3% 2nd half: 7-9 77.8% Game: 17-21 81.0%

Deadball Rebounds 2.1

**Kentucky 97 • 13-2, 3-0**

#	Player	Total			3-Ptr			Rebounds			PF	TP	A	TO	Blk	Stl	Min
		FG-FGA	FG-FGA	FT-FTA	FG-FGA	FG-FGA	FT-FTA	Off	Def	Tot							
03	Adebayo, Edrice	r	3-5	0-0	5-10	4	3	7	2	11	1	1	1	1	33		
32	Gabriel, Wenyen	r	1-2	0-1	1-2	1	3	4	3	3	0	2	2	0	12		
00	Fox, De'Aaron	g	10-16	0-2	7-7	0	6	6	2	27	6	2	0	1	36		
05	Monk, Malik	g	4-10	0-5	4-6	1	0	1	4	12	3	1	0	1	27		
13	Briscoe, Isaiah	g	4-11	0-1	7-9	3	5	8	2	15	1	2	0	0	36		
01	Killeya-Jones, Sacha	g	0-0	0-0	2-2	0	2	2	0	2	1	0	0	0	2		
10	David, Jonny	g	0-0	0-0	0-0	0	0	0	0	0	0	0	0	0	0		
11	Mulder, Mychal	g	2-3	2-3	0-0	0	1	1	2	6	0	0	0	0	9		
14	Wynyard, Tai	g	0-0	0-0	0-0	0	0	0	0	0	0	0	0	0	2		
15	Humphries, Isaac	g	1-1	0-0	2-4	2	2	4	0	4	0	0	0	0	7		



**#6/6 Kentucky 92, Auburn 72**  
Jan. 14, 2017 | Lexington, Ky.

#6/6 Kentucky 92, Auburn 72															
Auburn 72 • 11-6, 1-4															
#	Player	Total			3-Ptr			Rebounds			PF	TP	A TO Blk Stl	Min	
		FG-FGA	FG-FGA	FT-FTA	FG-FGA	FG-FGA	FT-FTA	Off	Def	Tot					
50	Wiley, Austin	c	3-4	0-0	0-0	2	1	3	5	6	0	1	0	0	12
01	Harper, Jared	g	3-7	1-3	1-2	0	0	0	3	8	1	3	0	0	25
04	Dunans, T.J.	g	10-20	2-3	1-2	0	2	2	4	23	1	3	0	1	36
05	Heron, Mustapha	g	4-11	1-2	2-6	0	3	3	3	11	1	2	0	0	26
23	Lang, TJ	g	3-5	3-4	0-2	1	1	2	3	9	0	0	1	0	21
00	Spencer, Horace	g	2-3	0-0	0-0	2	2	4	3	4	0	1	0	0	22
02	Brown, Bryce	g	2-6	2-4	0-0	0	3	3	3	6	1	1	1	0	27
12	Smith, LaRon	g	0-0	0-0	0-0	0	2	2	3	0	1	1	0	0	9
24	McLemore, Anfernee	g	1-2	0-0	0-0	1	2	3	2	0	0	0	0	0	6
35	Johnson, Ronnie	g	1-4	0-0	1-3	1	0	1	1	3	3	1	0	0	16
Team						2	3	5							
Totals			29-62	9-16	5-15	9	19	28	31	72	8	13	2	1	200

FG % 1st Half: 17-34 50.0% 2nd half: 12-28 42.9% Game: 29-62 46.8% Deadball Rebounds 5  
 3FG % 1st Half: 4-7 57.1% 2nd half: 5-9 55.6% Game: 9-16 56.3%  
 FT % 1st Half: 1-2 50.0% 2nd half: 4-13 30.8% Game: 5-15 33.3%

#6/6 Kentucky 92 • 15-2,5-0															
#	Player	Total			3-Ptr			Rebounds			PF	TP	A TO Blk Stl	Min	
		FG-FGA	FG-FGA	FT-FTA	FG-FGA	FG-FGA	FT-FTA	Off	Def	Tot					
03	Adebayo, Edrice	r	4-5	0-0	7-11	2	6	8	2	15	0	3	3	0	35
32	Gabriel, Wenyen	r	2-8	2-3	0-4	5	11	16	3	6	0	0	2	1	29
00	Fox, De'Aaron	g	6-11	1-2	0-2	1	3	4	5	13	5	1	0	1	27
05	Monk, Malik	g	8-14	4-8	4-4	0	1	1	0	24	6	1	1	0	36
13	Briscoe, Isaiah	g	4-6	2-2	0-4	1	2	3	4	10	5	4	0	1	25
11	Mulder, Mychal	g	3-5	1-3	5-5	0	1	1	1	12	2	1	0	0	15
15	Humphries, Isaac	g	2-2	0-0	0-0	1	0	1	1	4	0	1	0	0	5
25	Hawkins, Dominique	g	2-2	1-1	1-2	0	1	1	1	6	1	1	0	0	19
35	Willis, Derek	g	1-3	0-0	0-0	0	2	2	1	2	0	1	0	0	9
Team						2	1	3							
Totals			32-56	11-19	17-32	12	28	40	18	92	19	13	6	3	200

FG % 1st Half: 18-31 58.1% 2nd half: 14-25 56.0% Game: 32-56 57.1% Deadball Rebounds 8,1  
 3FG % 1st Half: 8-12 66.7% 2nd half: 3-7 42.9% Game: 11-19 57.9%  
 FT % 1st Half: 7-13 53.8% 2nd half: 10-19 52.6% Game: 17-32 53.1%

Officials: Karl Hess, Terry Oglesby, Sean Casey  
 Technical fouls: Auburn-None. Kentucky-None.  
 Attendance: 24372

Score by periods				1st	2nd	Total	Points	In Paint	Off T/O	2nd Chance	Fast Break	Bench	
Auburn	Kentucky	UK	UK										
Auburn	Kentucky	UK	UK	39	33	72	51	41	92	38	16	2	15
				51	41	92	36	18	10	12	24		

Last FG - AU 2nd-04:28, UK 2nd-01:44.  
 Largest lead - AU by 3 1st-15:12, UK by 20 2nd-01:44.  
 AU led for 02:23. UK led for 36:54. Game was tied for 00:43.  
 Score tied - 1 time.  
 Lead changed - 9 times.

**#5/5 Kentucky 88, Mississippi State 81**  
Jan. 17, 2017 | Starkville, Miss.

#5/5 Kentucky 88, Mississippi State 81															
Kentucky 88 • 16-2, 6-0															
#	Player	Total			3-Ptr			Rebounds			PF	TP	A TO Blk Stl	Min	
		FG-FGA	FG-FGA	FT-FTA	FG-FGA	FG-FGA	FT-FTA	Off	Def	Tot					
03	Edrice Adebayo	r	2-2	0-0	1-2	1	3	4	5	1	3	2	0	0	20
32	Wenyen Gabriel	r	5-5	3-3	0-1	3	5	8	3	13	2	1	3	1	20
00	De'Aaron Fox	g	8-15	0-3	5-9	0	5	5	0	21	5	3	0	1	36
05	Malik Monk	g	5-14	0-3	4-6	0	3	3	1	14	4	5	0	1	34
13	Isaiah Briscoe	g	4-14	0-3	4-4	2	2	4	4	12	3	2	0	2	31
01	Sacha Killeya-Jones	g	0-0	0-0	0-0	0	0	0	2	0	0	0	0	0	1
11	Mychal Mulder	g	0-1	0-1	0-0	0	1	1	0	0	1	0	0	0	5
14	Tai Wynyard	g	0-0	0-0	1-2	1	0	1	1	1	1	0	1	0	5
15	Isaac Humphries	g	2-5	0-0	0-0	2	0	2	5	4	0	0	0	0	10
25	Dominique Hawkins	g	2-3	1-1	0-0	2	0	2	1	5	0	0	0	0	16
35	Derek Willis	g	5-6	3-4	0-0	0	5	5	3	13	0	2	0	0	22
Team						2	1	3							
Totals			33-65	7-18	15-24	13	25	38	24	88	16	16	6	5	200

FG % 1st Half: 18-34 52.9% 2nd half: 15-31 48.4% Game: 33-65 50.8% Deadball Rebounds 5  
 3FG % 1st Half: 4-8 50.0% 2nd half: 3-10 30.0% Game: 7-18 38.9%  
 FT % 1st Half: 6-10 60.0% 2nd half: 9-14 64.3% Game: 15-24 62.5%

#5/5 Kentucky 88, Mississippi State 81															
Mississippi State 81 • 12-5, 3-2															
#	Player	Total			3-Ptr			Rebounds			PF	TP	A TO Blk Stl	Min	
		FG-FGA	FG-FGA	FT-FTA	FG-FGA	FG-FGA	FT-FTA	Off	Def	Tot					
34	Schneider Herard	r	3-4	0-0	1-4	2	3	5	5	7	0	3	0	0	11
05	Aric Holman	g	3-7	0-0	0-0	3	1	4	3	6	2	2	2	1	29
21	Lamar Peters	g	9-16	2-5	5-8	1	6	7	3	25	2	5	0	0	35
04	Mario Kegler	g	6-10	1-3	0-2	2	6	8	3	13	2	2	1	1	32
11	O Weatherspoon	g	6-12	1-5	2-4	1	2	3	5	15	2	3	0	4	27
02	Eli Wright	g	1-2	0-0	0-0	0	0	0	2	2	0	0	0	1	8
03	James Stapleton	g	3-7	1-4	2-2	0	0	0	5	9	0	3	0	1	17
15	IJ Ready	g	1-1	0-0	2-2	0	0	0	0	4	1	0	0	0	29
23	Tyson Carter	g	0-0	0-0	0-0	0	1	1	0	0	1	0	0	0	7
45	E.J. Datcher	g	0-0	0-0	0-0	0	0	0	2	0	0	0	0	2	5
Team						0	4	4							
Totals			32-59	5-17	12-22	9	23	32	28	81	10	19	3	10	200

FG % 1st Half: 14-27 51.9% 2nd half: 18-32 56.3% Game: 32-59 54.2% Deadball Rebounds 3  
 3FG % 1st Half: 2-8 25.0% 2nd half: 3-9 33.3% Game: 5-17 29.4%  
 FT % 1st Half: 4-8 50.0% 2nd half: 8-14 57.1% Game: 12-22 54.5%

Officials: Ted Valentine, Byron Jarrett, William Covington  
 Technical fouls: Kentucky-Isaiah Briscoe; TEAM, Mississippi State-0  
 Weatherspoon; Aric Holman.  
 Attendance: 9768

Score by periods				1st	2nd	Total	Points	In Paint	Off T/O	2nd Chance	Fast Break	Bench
Kentucky	Mississippi State	UK	MS									
Kentucky	Mississippi State	UK	MS	46	42	88	54	23	13	20	15	
				46	42	88	34	47	81			

Last FG - UK 2nd-00:57, MS 2nd-00:38.  
 Largest lead - UK by 18 2nd-12:54, MS None.  
 UK led for 38:28. MS led for 00:00. Game was tied for 01:32.  
 Score tied - 3 times.  
 Lead changed - 0 times.

**#5/5 Kentucky 85, #24/24 South Carolina 69**  
Jan. 21, 2017 | Lexington, Ky.

#5/5 Kentucky 85, #24/24 South Carolina 69															
#24/24 South Carolina 69 • 15-4, 5-1															
#	Player	Total			3-Ptr			Rebounds			PF	TP	A TO Blk Stl	Min	
		FG-FGA	FG-FGA	FT-FTA	FG-FGA	FG-FGA	FT-FTA	Off	Def	Tot					
21	Kotsar, Maik	r	2-2	0-0	0-0	0	1	1	4	4	1	1	0	1	16
30	Silva, Chris	r	1-2	0-0	1-2	1	3	4	4	3	0	3	0	0	9
00	Thornwell, Sindarius	g	9-23	2-6	14-15	3	3	6	2	34	1	3	1	1	37
04	Felder, Rakym	g	1-6	0-3	1-2	0	3	3	2	3	1	4	0	0	19
10	Notice, Duane	g	2-7	0-4	0-0	1	0	1	1	4	4	1	0	1	37
02	Gravett, Hassani	g	3-4	1-1	0-0	0	1	1	4	7	0	1	0	1	12
05	Blanton, Temarcus	g	5-6	2-2	0-0	1	0	1	0	12	0	0	0	1	9
20	Mckie, Justin	g	1-7	0-4	0-0	1	2	3	4	2	4	0	0	0	33
23	Hinson, Evan	g	0-0	0-0	0-0	0	0	0	0	0	0	0	0	0	1
24	Keita, Sedee	g	0-1	0-0	0-0	2	1	3	2	0	0	0	0	2	17
31	Holliman, Jarrell	g	0-0	0-0	0-0	0	0	0	3	0	0	0	0	0	10
Team						2	2	4							
Totals			24-58	5-20	16-19	11	16	27	26	69	11	13	1	7	200

FG % 1st Half: 13-25 52.0% 2nd half: 11-33 33.3% Game: 24-58 41.4% Deadball Rebounds 2,1  
 3FG % 1st Half: 2-5 40.0% 2nd half: 3-15 20.0% Game: 5-20 25.0%  
 FT % 1st Half: 10-12 83.3% 2nd half: 6-7 85.7% Game: 16-19 84.2%

#5/5 Kentucky 85 • 17-2, 7-0															
#	Player	Total			3-Ptr			Rebounds			PF	TP	A TO Blk Stl	Min	
		FG-FGA	FG-FGA	FT-FTA	FG-FGA	FG-FGA	FT-FTA	Off	Def	Tot					
03	Adebayo, Edrice	r	5-6	0-0	8-12	2	1	3	4	18	1	1	0	2	29
32	Gabriel, Wenyen	r	4-9	3-8	0-0	1	4	5	1	11	2	0	1	1	27
00	Fox, De'Aaron	g	3-3	0-0	0-1	0	1	1	0	6	1	0	0	0	8
05	Monk, Malik	g	9-14	4-7	5-6	0	3	3	0	27	1	4	1	2	36
13	Briscoe, Isaiah	g	0-2	0-1	0-0	1	2	3	4	0	4	7	0	0	29
01	Killeya-Jones, Sacha	g	0-0	0-0	0-0	0	0	0	0	0	0	0	0	0	2
14	Wynyard, Tai	g	0-0	0-0	0-0	0	0	0	0	0	0	0	0	0	1
15	Humphries, Isaac	g	2-2	0-0	2-2	2	2	4	3	6	0	1	2	0	10
20	Calipari, Brad	g	0-0	0-0	0-0	0	0	0	0	0	0	0	0	0	1
25	Hawkins, Dominique	g	1-4	0-1	3-3	0	3	3	4	5	7	2	0	1	28
35	Willis, Derek	g	4-8	1-3	3-4	1	6	7	0	12	1	2	1	0	29
Team						1	2	3					</		





**#2/1 Kansas 79, #4/4 Kentucky 73**  
**Jan. 28, 2017 | Lexington, Ky.**

**#2/1 KANSAS 79 • 19-2, 7-1**

#	Player	c	Total			3-Ptr			Rebounds			PF	TP	A	TO	Blk	Stl	Min
			FG-FGA	FG-FGA	FT-FTA	Off	Def	Tot	FG-FGA	FG-FGA	FT-FTA							
33	Lucas, Landen	c	6-6	0-0	1-1	3	2	5	5	13	0	0	1	1	27			
00	Mason III, Frank	g	9-18	1-4	2-5	0	3	3	0	21	4	4	0	2	37			
04	Graham, Devonte'	g	4-11	2-7	2-2	2	5	7	2	12	1	5	0	1	37			
10	Mykhailiuk, Svi	g	2-6	0-2	4-6	1	1	2	2	8	1	0	0	0	28			
11	Jackson, Josh	g	9-17	2-5	0-2	2	8	10	1	20	3	2	0	2	39			
02	Vick, Lagerald	g	1-4	0-1	0-0	0	3	3	1	2	0	0	0	2	18			
22	Coleby, Dwight	g	1-1	0-0	1-2	0	1	1	4	3	0	0	0	1	10			
44	Lightfoot, Mitch	g	0-1	0-0	0-0	1	0	1	0	0	0	1	1	0	4			
Team						1 1 2												
Totals			32-64	5-19	10-18	10	24	34	15	79	9	12	2	9	200			

FG % 1st Half: 12-30 40.0% 2nd half: 20-34 58.8% Game: 32-64 50.0%  
 3FG % 1st Half: 0-8 0.0% 2nd half: 5-11 45.5% Game: 5-19 26.3%  
 FT % 1st Half: 3-6 50.0% 2nd half: 7-12 58.3% Game: 10-18 55.6%

**Kentucky 73 • 17-4, 7-1**

#	Player	f	Total			3-Ptr			Rebounds			PF	TP	A	TO	Blk	Stl	Min
			FG-FGA	FG-FGA	FT-FTA	Off	Def	Tot	FG-FGA	FG-FGA	FT-FTA							
03	Adebayo, Edrice	f	3-7	0-0	4-10	4	4	8	4	10	3	4	1	2	37			
32	Gabriel, Wenyen	f	0-3	0-3	0-0	0	2	2	1	0	0	1	0	1	14			
00	Fox, De'Aaron	g	5-12	0-2	0-0	0	2	2	3	10	2	5	0	2	38			
05	Monk, Malik	g	6-13	2-6	4-5	1	3	4	2	18	2	2	0	0	39			
13	Briscoe, Isaiah	g	4-9	1-2	3-4	3	5	8	3	12	6	3	0	0	26			
15	Humphries, Isaac	g	0-0	0-0	0-0	0	0	0	2	0	0	1	1	0	4			
25	Hawkins, Dominique	g	2-4	0-1	1-1	1	3	4	1	5	1	0	0	0	17			
35	Willis, Derek	g	6-7	5-6	1-2	0	6	6	1	18	0	1	2	0	25			
Team						0 1 1												
Totals			26-55	8-20	13-22	9	26	35	17	73	14	17	4	5	200			

FG % 1st Half: 12-28 42.9% 2nd half: 14-27 51.9% Game: 26-55 47.3%  
 3FG % 1st Half: 3-8 37.5% 2nd half: 5-12 41.7% Game: 8-20 40.0%  
 FT % 1st Half: 5-11 45.5% 2nd half: 8-11 72.7% Game: 13-22 59.1%

Officials: Doug Shows, Joe DeRosa, Keith Kimbale  
 Technical fouls: #2/1 KANSAS-None. Kentucky-None.  
 Attendance: 24418

Score by periods	1st	2nd	Total
#2/1 KANSAS	27	52	79
Kentucky	32	41	73

Points	In	Off	2nd	Fast	Bench
KU	44	21	17	10	5
UK	34	7	7	6	23

Last FG - KU 2nd-01:09, UK 2nd-00:21.  
 Largest lead - KU by 10 2nd-04:41, UK by 12 1st-10:03.  
 UK led for 14:02. UK led for 23:38. Game was tied for 02:20.

Score tied - 4 times.  
 Lead changed - 8 times.

**#8/6 Kentucky 90, Georgia 81 (OT)**  
**Jan. 31, 2017 | Lexington, Ky.**

**Georgia 81 • 13-9, 4-5**

#	Player	f	Total			3-Ptr			Rebounds			PF	TP	A	TO	Blk	Stl	Min
			FG-FGA	FG-FGA	FT-FTA	Off	Def	Tot	FG-FGA	FG-FGA	FT-FTA							
01	Maten, Yante	f	8-15	1-1	5-9	1	4	5	2	22	5	3	1	0	39			
34	Ogbeide, Derek	f	7-9	0-0	4-7	2	11	13	4	18	0	0	2	1	35			
00	Jackson, William II	g	0-0	0-0	1-2	0	1	1	1	1	1	1	0	0	16			
03	Parker, Juwan	g	2-6	0-1	0-0	0	0	0	5	4	1	2	0	0	23			
30	Frazier, J.J.	g	8-21	3-4	4-5	1	2	3	5	23	5	3	0	3	41			
02	Harris, Jordan	g	3-5	2-2	1-1	0	2	2	4	9	1	1	0	0	28			
04	Crump, Tyree	g	0-2	0-1	0-0	0	0	0	1	0	1	0	1	0	3			
05	Diatta, Pape	g	1-2	0-1	0-0	0	2	2	3	2	0	2	0	0	4			
13	Wilridge, E/Torrian	g	0-0	0-0	0-0	0	2	2	1	0	1	3	1	1	17			
25	Geno, Kenny Paul	g	0-0	0-0	0-0	0	0	0	0	0	0	1	0	0	7			
32	Edwards, Mike	g	1-1	0-0	0-0	0	1	1	2	2	0	0	0	0	12			
Team						3 0 3												
Totals			30-61	6-10	15-24	7	25	32	28	81	15	17	4	5	225			

FG % 1st Half: 12-25 48.0% 2nd half: 16-30 53.3% OT: 2-6 33.3% Game: 30-61 49.2%  
 3FG % 1st Half: 3-5 60.0% 2nd half: 3-4 75.0% OT: 0-1 0.0% Game: 6-10 60.0%  
 FT % 1st Half: 2-3 66.7% 2nd half: 12-18 66.7% OT: 1-3 33.3% Game: 15-24 62.5%

**Kentucky 90 • 18-4, 8-1**

#	Player	f	Total			3-Ptr			Rebounds			PF	TP	A	TO	Blk	Stl	Min
			FG-FGA	FG-FGA	FT-FTA	Off	Def	Tot	FG-FGA	FG-FGA	FT-FTA							
03	Adebayo, Edrice	f	4-6	0-0	4-6	2	3	5	4	12	0	1	1	1	22			
15	Humphries, Isaac	f	2-5	0-0	0-0	4	3	7	3	4	0	1	0	0	13			
35	Willis, Derek	f	1-4	1-4	0-0	0	5	4	3	4	0	0	2	3	36			
05	Monk, Malik	g	10-21	7-11	10-12	0	3	3	1	37	1	5	3	3	44			
13	Briscoe, Isaiah	g	6-15	0-2	11-15	4	7	11	3	23	8	6	0	0	45			
14	Wynyard, Tai	g	0-0	0-0	0-0	0	2	2	3	0	0	1	1	1	12			
25	Hawkins, Dominique	g	1-5	0-2	2-2	0	1	1	1	4	1	0	0	0	25			
32	Gabriel, Wenyen	g	3-8	1-2	0-1	5	1	6	3	7	0	0	1	0	28			
Team						2 3 5												
Totals			27-64	9-21	27-36	17	28	45	22	90	14	14	6	7	225			

FG % 1st Half: 9-31 29.0% 2nd half: 14-27 51.9% OT: 4-6 66.7% Game: 27-64 42.2%  
 3FG % 1st Half: 2-8 25.0% 2nd half: 5-10 50.0% OT: 2-3 66.7% Game: 9-21 42.9%  
 FT % 1st Half: 9-10 90.0% 2nd half: 14-20 70.0% OT: 4-6 66.7% Game: 27-36 75.0%

Officials: Tony Greene, Pat Adams, Don Daily  
 Technical fouls: Georgia-None. Kentucky-None.  
 Attendance: 23814

Score by periods	1st	2nd	OT	Total
Georgia	29	47	5	81
Kentucky	29	47	14	90

Points	In	Off	2nd	Fast	Bench
Georgia	40	18	3	4	13
UK	30	20	24	6	11

Last FG - UK OT-01:51.  
 Largest lead - UK by 14 1st-14:07, UK by 9 OT-00:43.  
 UK led for 19:35. UK led for 18:56. Game was tied for 06:28.

Score tied - 6 times.  
 Lead changed - 3 times.

**#24/23 Florida 88, #8/6 Kentucky 66**  
**Feb. 4, 2017 | Gainesville, Fla.**

**Kentucky 66 • 18-5, 8-2 SEC**

#	Player	f	Total			3-Ptr			Rebounds			PF	TP	A	TO	Blk	Stl	Min
			FG-FGA	FG-FGA	FT-FTA	Off	Def	Tot	FG-FGA	FG-FGA	FT-FTA							
03	Adebayo, Edrice	f	4-10	0-0	1-5	1	6	7	3	9	1	2	1	4	33			
32	Gabriel, Wenyen	f	2-2	1-1	0-2	1	4	5	5	0	0	1	0	13				
05	Monk, Malik	g	4-14	3-7	0-0	0	0	0	4	11	2	1	0	34				
13	Briscoe, Isaiah	g	3-10	0-1	0-2	1	2	3	2	6	3	4	0	0	30			
25	Hawkins, Dominique	g	0-4	0-2	4-4	0	0	0	1	4	0	3	0	1	21			
00	Fox, De'Aaron	g	5-11	0-1	9-10	0	3	3	4	19	0	3	0	0	25			
11	Mulder, Mychal	g	3-6	2-5	0-0	1	0	1	0	8	0	0	0	1	16			
14	Wynyard, Tai	g	1-1	0-0	0-0	1	0	1	2	2	0	0	0	7				
15	Humphries, Isaac	g	0-0	0-0	0-0	0	1	1	0	0	1	0	0	3				
35	Willis, Derek	g	1-3	0-1	0-0	0	5	5	3	2	0	0	0	1	18			
Team						1 2 3												
Totals			23-61	6-18	14-23	6	23	29	24	66	7	13	3	7	200			

FG % 1st Half: 9-30 30.0% 2nd half: 14-31 45.2% Game: 23-61 37.7%  
 3FG % 1st Half: 2-7 28.6% 2nd half: 4-11 36.4% Game: 6-18 33.3%  
 FT % 1st Half: 6-10 60.0% 2nd half: 8-13 61.5% Game: 14-23 60.9%

**#24/23 Florida 88 • 18-5, 8-2 SEC**

#	Player	f	Total			3-Ptr			Rebounds			PF	TP	A	TO	Blk	Stl	Min
			FG-FGA	FG-FGA	FT-FTA	Off	Def	Tot	FG-FGA	FG-FGA	FT-FTA							
01	Robinson, Devin	f	5-7	3-4	3-5	3	6	9	1	16	0	2	2	0	36			
23	Leon, Justin	f	1-4	1-3	0-1	1	2	3	4	3	0	1	0	0	19			
15	Egbinu, John	c	3-4	0-0	2-6	3	4	7	4	8	0	2	1	0	21			
00	Hill, Kasey	g	8-16	1-3	4-8	0	5	5	2	21	6	3	1	1	27			
05	Allen, KeVaughn	g	4-12	2-8	2-2	0	4	4	0	12	3	1	0	2	26			
02	Hester, Eric	g	1-1	1-1	0-0	1	1	2	0	3								



**#15/12 Kentucky 67, Alabama 58**  
**Feb. 11, 2017 | Tuscaloosa, Ala.**

**Kentucky 67 • 20-5, 10-2**

#	Player	Total		3-Ptr		Rebounds			PF	TP	A	TO	Blk	Stl	Min
		FG-FGA	FG-FGA	FT-FTA	Off	Def	Tot								
03	Adebayo, Edrice	f	5-9	0-0	4-4	3	4	7	5	14	0	2	2	0	28
32	Gabriel, Wenyen	f	1-3	0-1	0-0	2	4	6	4	2	0	1	3	0	29
00	Fox, De'Aaron	g	3-12	0-2	1-1	1	0	1	4	7	3	2	0	2	30
05	Monk, Malik	g	6-15	2-6	3-4	0	1	1	3	17	1	0	1	2	33
13	Briscoe, Isaiah	g	5-11	0-1	1-7	1	10	11	1	11	4	4	0	1	35
11	Mulder, Mychal	f	1-3	0-1	0-0	1	1	2	2	2	0	2	0	0	11
15	Humphries, Isaac	f	2-3	0-0	0-0	1	1	2	4	4	0	0	0	0	8
25	Hawkins, Dominique	f	2-3	0-1	1-2	0	0	0	4	5	3	0	0	2	14
35	Willis, Derek	f	2-3	1-2	0-0	1	3	4	0	5	1	0	0	0	12
Team						2	5	7							
Totals			27-62	3-14	10-18	12	29	41	27	67	12	12	6	7	200

FG % 1st Half: 12-29 41.4% 2nd half: 15-33 45.5% Game: 27-62 43.5% Deadball Rebounds 2  
 3FG % 1st Half: 2-8 25.0% 2nd half: 1-6 16.7% Game: 3-14 21.4%  
 FT % 1st Half: 3-8 37.5% 2nd half: 7-10 70.0% Game: 10-18 55.6%

**Alabama 58 • 14-10, 7-5**

#	Player	Total		3-Ptr		Rebounds			PF	TP	A	TO	Blk	Stl	Min
		FG-FGA	FG-FGA	FT-FTA	Off	Def	Tot								
21	Olaniyan, Bola	f	2-4	0-0	1-6	4	6	10	2	5	0	0	0	0	24
25	Key, Braxton	f	8-13	1-3	4-8	0	4	4	1	21	0	5	0	1	35
35	Hall, Donta	f	1-2	0-0	2-5	1	2	3	2	4	1	1	0	1	16
01	Norris, Riley	g	4-9	1-3	0-0	1	2	3	2	9	0	1	0	0	32
12	Ingram, Dazon	g	5-7	0-0	2-4	0	8	8	4	12	3	5	0	1	29
03	Collins, Corban	f	1-3	1-2	0-0	0	2	2	2	3	0	1	0	0	21
05	Johnson Jr, Avery	f	0-5	0-2	0-1	0	0	0	2	0	0	0	0	0	12
10	Taylor, Jimmie	f	1-1	0-0	0-2	2	5	7	1	2	0	2	0	0	15
11	Hale, Shannon	f	0-1	0-0	0-0	0	0	0	2	0	0	0	0	0	4
22	Davis, Ar'Mond	f	1-6	0-4	0-0	1	0	1	2	2	0	1	0	0	12
Team						0	0	0							
Totals			23-51	3-14	9-26	9	29	38	20	58	4	16	0	3	200

FG % 1st Half: 8-25 32.0% 2nd half: 15-26 57.7% Game: 23-51 45.1% Deadball Rebounds 7  
 3FG % 1st Half: 1-7 14.3% 2nd half: 2-7 28.6% Game: 3-14 21.4%  
 FT % 1st Half: 3-11 27.3% 2nd half: 6-15 40.0% Game: 9-26 34.6%

Officials: Mike Nance, Lee Cassell, Rob Rorke  
 Technical fouls: Kentucky-None. Alabama-None.  
 Attendance: 15383


Score by periods	1st	2nd	Total
Kentucky	29	38	67
Alabama	20	38	58

	Points	In Paint	Off T/O	2nd Chance	Fast Break	Bench
UK	38	14	9	16	16	
UA	38	8	10	6	7	


Last FG - UK 2nd-00:33, UA 2nd-00:13.  
 Largest lead - UK by 18 2nd-15:18, UA by 3 1st-15:58.  
 UK led for 34:56, UA led for 00:32. Game was tied for 04:32.

Score tied - 3 times.  
 Lead changed - 2 times.


**Kentucky vs. Tennessee**  
**Feb. 14, 2017 | Lexington, Ky.**



**Kentucky at Georgia**  
**Feb. 18, 2017 | Athens, Ga.**



**Kentucky at Missouri**  
**Feb. 21, 2017 | Columbia, Mo.**





2016-17 Kentucky Men's Basketball  
 Kentucky Combined Team Statistics (as of Feb 11, 2017)  
 All games



RECORD:	OVERALL	HOME	AWAY	NEUTRAL
ALL GAMES	20-5	12-2	4-3	4-0
CONFERENCE	10-2	6-0	4-2	0-0
NON-CONFERENCE	10-3	6-2	0-1	4-0

#	Player	gp-gs	min	avg	Total		3-Point		F-Throw		Rebounds				pf	dq	a	to	blk	stl	pts	avg		
					fg-fga	fg%	3fg-fga	3fg%	ft-fa	ft%	off	def	tot	avg										
05	Monk, Malik	25-25	791	31.6	188-387	.486	79-191	.414	88-107	.822	9	47	56	2.2	47	0	55	51	11	30	543	21.7		
00	Fox, De'Aaron	24-23	705	29.4	138-292	.473	8-46	.174	92-127	.724	11	90	101	4.2	56	1	129	56	4	39	376	15.7		
13	Briscoe, Isaiah	23-23	726	31.6	115-244	.471	14-41	.341	76-112	.679	34	91	125	5.4	57	0	100	61	3	20	320	13.9		
03	Adebayo, Edrice	25-25	689	27.6	111-184	.603	0-1	.000	100-162	.617	73	100	173	6.9	72	2	20	39	40	18	322	12.9		
35	Willis, Derek	25-6	491	19.6	63-129	.488	28-75	.373	18-24	.750	26	89	115	4.6	38	0	21	19	21	15	172	6.9		
32	Gabriel, Wenyen	25-19	531	21.2	56-120	.467	17-50	.340	27-45	.600	54	98	152	6.1	74	2	24	21	29	11	156	6.2		
11	Mulder, Mychal	19-0	218	11.5	40-90	.444	25-65	.385	9-9	1.000	14	19	33	1.7	18	0	7	9	4	6	114	6.0		
25	Hawkins, Dominique	25-3	430	17.2	26-76	.342	8-34	.235	23-27	.852	16	24	40	1.6	44	0	50	11	0	14	83	3.3		
15	Humphries, Isaac	25-1	233	9.3	35-70	.500	0-0	.000	13-23	.565	45	44	89	3.6	52	1	8	13	18	6	83	3.3		
01	Killeya-Jones, Sacha	15-0	96	6.4	17-29	.586	0-0	.000	6-15	.400	12	19	31	2.1	19	0	2	7	10	1	40	2.7		
14	Wynyard, Tai	15-0	54	3.6	5-6	.833	0-0	.000	1-3	.333	5	8	13	0.9	11	0	1	2	3	1	11	0.7		
10	David, Jonny	7-0	11	1.6	1-2	.500	1-1	1.000	2-4	.500	0	0	0	0.0	0	0	0	3	0	0	5	0.7		
20	Calipari, Brad	13-0	42	3.2	2-13	.154	2-12	.167	2-5	.400	1	2	3	0.2	3	0	1	2	1	0	8	0.6		
30	Pulliam, Dillon	6-0	8	1.3	0-1	.000	0-0	.000	0-0	.000	0	1	1	0.2	0	0	1	1	0	0	0	0.0		
Team											32	44	76											
Total.....		25	5025		797-1643	.485	182-516	.353	457-663	.689	332	676	1008	40.3	491	6	419	300	144	161	2233	89.3		
Opponents.....		25	5025		664-1543	.430	159-497	.320	355-531	.669	275	616	891	35.6	598	-	290	392	77	123	1842	73.7		

TEAM STATISTICS	UK	OPP	Date	Opponent	Score	Att.
SCORING	2233	1842	11/11/16	STEPHEN F. AUSTIN	w 87-64	22683
Points per game	89.3	73.7	11/13/16	CANISIUS	w 93-69	22009
Scoring margin	+15.6	-	1 11/15/16	vs #13/13 Michigan State	w 69-48	19812
FIELD GOALS-ATT	797-1643	664-1543	11/20/16	DUQUESNE	w 93-59	21327
Field goal pct	.485	.430	11/23/16	CLEVELAND STATE	w 101-70	22441
3 POINT FG-ATT	182-516	159-497	11/25/16	UT MARTIN	w 111-76	23324
3-point FG pct	.353	.320	2 11/28/16	vs Arizona State	w 115-69	1200
3-pt FG made per game	7.3	6.4	12/3/16	#11/9 UCLA	L 92-97	23976
FREE THROWS-ATT	457-663	355-531	12/7/16	VALPO	w 87-63	21805
Free throw pct	.689	.669	3 12/11/16	vs Hofstra	w 96-73	7514
F-Throws made per game	18.3	14.2	4 12/17/16	vs #7/6 North Carolina	w 103-100	19298
REBOUNDS	1008	891	12/21/16	at #10/11 Louisville	L 70-73	22783
Rebounds per game	40.3	35.6	* 12/29/16	at Ole Miss	w 99-76	9086
Rebounding margin	+4.7	-	* 1/3/17	TEXAS A&M	w 100-58	23455
ASSISTS	419	290	* 1/7/17	ARKANSAS	w 97-71	24322
Assists per game	16.8	11.6	* 1/10/17	at Vanderbilt	w 87-81	12707
TURNOVERS	300	392	* 1/14/17	AUBURN	w 92-72	24372
Turnovers per game	12.0	15.7	* 1/17/17	at Mississippi State	w 88-81	9768
Turnover margin	+3.7	-	* 1/21/17	#24/24 SOUTH CAROLINA	w 85-69	24389
Assist/turnover ratio	1.4	0.7	* 1/24/17	at Tennessee	L 80-82	19349
STEALS	161	123	5 1/28/17	#2/1 KANSAS	L 73-79	24418
Steals per game	6.4	4.9	* 1/31/17	GEORGIA	Wot 90-81	23814
BLOCKS	144	77	* 2/4/17	at #24/23 Florida	L 66-88	11171
Blocks per game	5.8	3.1	* 2/7/17	LSU	w 92-85	23657
ATTENDANCE	325992	148071	* 2/11/17	at Alabama	w 67-58	15383
Home games-Avg/Game	14-23285	7-14321				
Neutral site-Avg/Game	-	4-11956				

\* = Conference game

- 1 = Champions Classic | Madison Square Garden (New York)
- 2 = Atlantis Showcase | Imperial Arena (Paradise Island, Bahamas)
- 3 = Brooklyn Hoops Winter Festival | Barclays Center (Brooklyn, N.Y.)
- 4 = CBS Sports Classic | T-Mobile Arena (Las Vegas)
- 5 = SEC/Big 12 Challenge

Score by Periods	1st	2nd	OT	Totals
Kentucky	1110	1109	14	2233
Opponents	847	990	5	1842





2016-17 Kentucky Men's Basketball  
 Kentucky Combined Team Statistics (as of Feb 11, 2017)  
 Last five games



RECORD:	OVERALL	HOME	AWAY	NEUTRAL
ALL GAMES	3-2	2-1	1-1	0-0
CONFERENCE	3-1	2-0	1-1	0-0
NON-CONFERENCE	0-1	0-1	0-0	0-0

#	Player	gp-gs	min	avg	Total		3-Point		F-Throw		Rebounds			pf	dq	a	to	blk	stl	pts	avg	
					fg-fga	fg%	3fg-fga	3fg%	ft-fa	ft%	off	def	tot									avg
05	Monk, Malik	5-5	186	37.2	34-78	.436	18-38	.474	20-25	.800	1	7	8	1.6	10	0	8	10	5	7	106	21.2
13	Briscoe, Isaiah	5-5	169	33.8	22-54	.407	2-9	.222	20-34	.588	10	29	39	7.8	10	0	24	20	0	2	66	13.2
00	Fox, De'Aaron	4-3	126	31.5	20-48	.417	1-7	.143	11-12	.917	1	9	10	2.5	13	0	11	13	0	7	52	13.0
03	Adebayo, Edrice	5-5	144	28.8	18-35	.514	0-1	.000	17-31	.548	13	23	36	7.2	20	1	4	10	6	7	53	10.6
32	Gabriel, Wenyen	5-4	115	23.0	13-27	.481	5-13	.385	6-10	.600	11	16	27	5.4	18	2	2	3	5	1	37	7.4
35	Willis, Derek	5-1	105	21.0	10-21	.476	7-16	.438	3-4	.750	2	22	24	4.8	8	0	6	2	2	3	30	6.0
25	Hawkins, Dominique	5-1	92	18.4	7-21	.333	0-7	.000	8-9	.889	4	5	9	1.8	8	0	7	3	0	4	22	4.4
11	Mulder, Mychal	3-0	32	10.7	4-11	.364	2-8	.250	0-0	.000	2	1	3	1.0	2	0	0	3	0	2	10	3.3
15	Humphries, Isaac	5-1	36	7.2	5-9	.556	0-0	.000	0-0	.000	7	7	14	2.8	13	0	1	3	2	0	10	2.0
14	Wynyard, Tai	3-0	20	6.7	1-1	1.000	0-0	.000	0-0	.000	1	2	3	1.0	5	0	0	1	1	1	2	0.7
Team											6	11	17				2					
Total.....		5	1025		134-305	.439	35-99	.354	85-125	.680	58	132	190	38.0	107	3	63	70	21	34	388	77.6
Opponents.....		5	1025		147-302	.487	34-92	.370	63-112	.563	51	133	184	36.8	108	-	59	76	14	28	391	78.2

TEAM STATISTICS	UK	OPP	Date	Opponent	Score	Att.	
SCORING	388	391	5	1/28/17	#2/1 KANSAS	L 73-79	24418
Points per game	77.6	78.2	*	1/31/17	GEORGIA	Wot 90-81	23814
Scoring margin	-0.6	-	*	2/4/17	at #24/23 Florida	L 66-88	11171
FIELD GOALS-ATT	134-305	147-302	*	2/7/17	LSU	w 92-85	23657
Field goal pct	.439	.487	*	2/11/17	at Alabama	w 67-58	15383
3 POINT FG-ATT	35-99	34-92	* = Conference game				
3-point FG pct	.354	.370	1 = Champions Classic   Madison Square Garden (New York)				
3-pt FG made per game	7.0	6.8	2 = Atlantis Showcase   Imperial Arena (Paradise Island, Bahamas)				
FREE THROWS-ATT	85-125	63-112	3 = Brooklyn Hoops Winter Festival   Barclays Center (Brooklyn, N.Y.)				
Free throw pct	.680	.563	4 = CBS Sports Classic   T-Mobile Arena (Las Vegas)				
F-Throws made per game	17.0	12.6	5 = SEC/Big 12 Challenge				
REBOUNDS	190	184					
Rebounds per game	38.0	36.8					
Rebounding margin	+1.2	-					
ASSISTS	63	59					
Assists per game	12.6	11.8					
TURNOVERS	70	76					
Turnovers per game	14.0	15.2					
Turnover margin	+1.2	-					
Assist/turnover ratio	0.9	0.8					
STEALS	34	28					
Steals per game	6.8	5.6					
BLOCKS	21	14					
Blocks per game	4.2	2.8					
ATTENDANCE	71889	26554					
Home games-Avg/Game	3-23963	2-13277					
Neutral site-Avg/Game	-	0-0					

Score by Periods	1st	2nd	OT	Totals
Kentucky	159	215	14	388
Opponents	137	249	5	391



2016-17 Kentucky Men's Basketball  
 Kentucky Overall Team Statistics (as of Feb 11, 2017)  
 All games



TEAM STATISTICS	UK	OPP
SCORING	2233	1842
Points per game	89.3	73.7
Scoring margin	+15.6	-
FIELD GOALS-ATT	797-1643	664-1543
Field goal pct	.485	.430
3 POINT FG-ATT	182-516	159-497
3-point FG pct	.353	.320
3-pt FG made per game	7.3	6.4
FREE THROWS-ATT	457-663	355-531
Free throw pct	.689	.669
F-Throws made per game	18.3	14.2
REBOUNDS	1008	891
Rebounds per game	40.3	35.6
Rebounding margin	+4.7	-
ASSISTS	419	290
Assists per game	16.8	11.6
TURNOVERS	300	392
Turnovers per game	12.0	15.7
Turnover margin	+3.7	-
Assist/turnover ratio	1.4	0.7
STEALS	161	123
Steals per game	6.4	4.9
BLOCKS	144	77
Blocks per game	5.8	3.1
WINNING STREAK	2	-
Home win streak	2	-
ATTENDANCE	325992	148071
Home games-Avg/Game	14-23285	7-14321
Neutral site-Avg/Game	-	4-11956

Score by Periods	1st	2nd	OT	Totals
Kentucky	1110	1109	14	2233
Opponents	847	990	5	1842



2016-17 Kentucky Men's Basketball  
 Kentucky Category Leaders (as of Feb 11, 2017)  
 All games



Points	G	Pts	Pts/G
Monk, Malik	25	543	21.7
Fox, De'Aaron	24	376	15.7
Adebayo, Edrice	25	322	12.9
Briscoe, Isaiah	23	320	13.9
Willis, Derek	25	172	6.9
Gabriel, Wenyen	25	156	6.2
Mulder, Mychal	19	114	6.0
Hawkins, Dominique	25	83	3.3
Humphries, Isaac	25	83	3.3
Killeya-Jones, Sacha	15	40	2.7
Wynyard, Tai	15	11	0.7
Calipari, Brad	13	8	0.6

Scoring Average	G	Pts	Avg/G
Monk, Malik	25	543	21.7
Fox, De'Aaron	24	376	15.7
Briscoe, Isaiah	23	320	13.9
Adebayo, Edrice	25	322	12.9
Willis, Derek	25	172	6.9
Gabriel, Wenyen	25	156	6.2
Mulder, Mychal	19	114	6.0
Humphries, Isaac	25	83	3.3
Hawkins, Dominique	25	83	3.3
Killeya-Jones, Sacha	15	40	2.7
Wynyard, Tai	15	11	0.7
David, Jonny	7	5	0.7

FG Percentage	FG	Att	Pct
Wynyard, Tai	5	6	.833
Adebayo, Edrice	111	184	.603
Killeya-Jones, Sacha	17	29	.586
Humphries, Isaac	35	70	.500
David, Jonny	1	2	.500
Willis, Derek	63	129	.488
Monk, Malik	188	387	.486
Fox, De'Aaron	138	292	.473
Briscoe, Isaiah	115	244	.471
Gabriel, Wenyen	56	120	.467
Mulder, Mychal	40	90	.444
Hawkins, Dominique	26	76	.342

Field Goal Attempts	G	Att	Att/G
Monk, Malik	25	387	15.5
Fox, De'Aaron	24	292	12.2
Briscoe, Isaiah	23	244	10.6
Adebayo, Edrice	25	184	7.4
Willis, Derek	25	129	5.2

Field Goals Made	G	Made	Made/G
Monk, Malik	25	188	7.5
Fox, De'Aaron	24	138	5.8
Briscoe, Isaiah	23	115	5.0
Adebayo, Edrice	25	111	4.4
Willis, Derek	25	63	2.5

3-Point Percentage	3FG	Att	Pct
David, Jonny	1	1	1.000
Monk, Malik	79	191	.414
Mulder, Mychal	25	65	.385
Willis, Derek	28	75	.373
Briscoe, Isaiah	14	41	.341
Gabriel, Wenyen	17	50	.340
Hawkins, Dominique	8	34	.235
Fox, De'Aaron	8	46	.174
Calipari, Brad	2	12	.167
Adebayo, Edrice	0	1	.000

3-Point FG Attempts	G	Att	Att/G
Monk, Malik	25	191	7.6
Willis, Derek	25	75	3.0
Mulder, Mychal	19	65	3.4
Gabriel, Wenyen	25	50	2.0
Fox, De'Aaron	24	46	1.9

3-Point FG Made	G	Made	Made/G
Monk, Malik	25	79	3.2
Willis, Derek	25	28	1.1
Mulder, Mychal	19	25	1.3
Gabriel, Wenyen	25	17	0.7
Briscoe, Isaiah	23	14	0.6

Free Throw Percent	FG	Att	Pct
Mulder, Mychal	9	9	1.000
Hawkins, Dominique	23	27	.852
Monk, Malik	88	107	.822
Willis, Derek	18	24	.750
Fox, De'Aaron	92	127	.724
Briscoe, Isaiah	76	112	.679
Adebayo, Edrice	100	162	.617
Gabriel, Wenyen	27	45	.600
Humphries, Isaac	13	23	.565
David, Jonny	2	4	.500
Killeya-Jones, Sacha	6	15	.400
Calipari, Brad	2	5	.400

Free Throw Attempts	G	Att	Att/G
Adebayo, Edrice	25	162	6.5
Fox, De'Aaron	24	127	5.3
Briscoe, Isaiah	23	112	4.9
Monk, Malik	25	107	4.3
Gabriel, Wenyen	25	45	1.8

Free Throws Made	G	Made	Made/G
Adebayo, Edrice	25	100	4.0
Fox, De'Aaron	24	92	3.8
Monk, Malik	25	88	3.5
Briscoe, Isaiah	23	76	3.3
Gabriel, Wenyen	25	27	1.1





2016-17 Kentucky Men's Basketball  
 Kentucky Category Leaders (as of Feb 11, 2017)  
 All games



Rebounds	G	Reb	Reb/G
Adebayo, Edrice	25	173	6.9
Gabriel, Wenyen	25	152	6.1
Briscoe, Isaiah	23	125	5.4
Willis, Derek	25	115	4.6
Fox, De'Aaron	24	101	4.2

Rebound Average	G	Reb	Avg/G
Adebayo, Edrice	25	173	6.9
Gabriel, Wenyen	25	152	6.1
Briscoe, Isaiah	23	125	5.4
Willis, Derek	25	115	4.6
Fox, De'Aaron	24	101	4.2

Offensive Rebounds	G	No.	Avg/G
Adebayo, Edrice	25	73	2.9
Gabriel, Wenyen	25	54	2.2
Humphries, Isaac	25	45	1.8
Briscoe, Isaiah	23	34	1.5
Willis, Derek	25	26	1.0

Defensive Rebounds	G	No.	Avg/G
Adebayo, Edrice	25	100	4.0
Gabriel, Wenyen	25	98	3.9
Briscoe, Isaiah	23	91	4.0
Fox, De'Aaron	24	90	3.8
Willis, Derek	25	89	3.6

Fouls	G	No.	Per/G
Gabriel, Wenyen	25	74	3.0
Adebayo, Edrice	25	72	2.9
Briscoe, Isaiah	23	57	2.5
Fox, De'Aaron	24	56	2.3
Humphries, Isaac	25	52	2.1

Fouls	G	No.
Adebayo, Edrice	25	2
Gabriel, Wenyen	25	2
Humphries, Isaac	25	1
Fox, De'Aaron	24	1

Assists	G	No.	Ast/G
Fox, De'Aaron	24	129	5.4
Briscoe, Isaiah	23	100	4.3
Monk, Malik	25	55	2.2
Hawkins, Dominique	25	50	2.0
Gabriel, Wenyen	25	24	1.0

Steals	G	No.	Stl/G
Fox, De'Aaron	24	39	1.6
Monk, Malik	25	30	1.2
Briscoe, Isaiah	23	20	0.9
Adebayo, Edrice	25	18	0.7
Willis, Derek	25	15	0.6

Blocked Shots	G	No.	Blk/G
Adebayo, Edrice	25	40	1.6
Gabriel, Wenyen	25	29	1.2
Willis, Derek	25	21	0.8
Humphries, Isaac	25	18	0.7
Monk, Malik	25	11	0.4

Minutes	G	No.	Min/G
Monk, Malik	25	791	31.6
Briscoe, Isaiah	23	726	31.6
Fox, De'Aaron	24	705	29.4
Adebayo, Edrice	25	689	27.6
Gabriel, Wenyen	25	531	21.2

Turnovers	G	No.	TO/G
Briscoe, Isaiah	23	61	2.7
Fox, De'Aaron	24	56	2.3
Monk, Malik	25	51	2.0
Adebayo, Edrice	25	39	1.6
Gabriel, Wenyen	25	21	0.8



2016-17 Kentucky Men's Basketball  
 Kentucky Overall/Conference Statistics (as of Feb 11, 2017)  
 All games



SUMMARY	Overall Statistics										Conference Statistics									
	gp-gs	min/g	fg%	3fg%	ft%	r/g	a/g	stl	blk	pts/g	gp-gs	min/g	fg%	3fg%	ft%	r/g	a/g	stl	blk	pts/g
Monk, Malik	25-25	31.6	.486	.414	.822	2.2	2.2	30	11	21.7	12-12	33.8	.483	.442	.817	1.9	2.2	17	7	22.3
Fox, De'Aaron	24-23	29.4	.473	.174	.724	4.2	5.4	39	4	15.7	11-10	26.9	.516	.222	.720	3.5	4.1	16	1	15.5
Briscoe, Isaiah	23-23	31.6	.471	.341	.679	5.4	4.3	20	3	13.9	12-12	33.4	.427	.381	.649	6.8	4.9	8	0	13.1
Adebayo, Edrice	25-25	27.6	.603	.000	.617	6.9	0.8	18	40	12.9	12-12	28.8	.663	.000	.650	5.8	0.5	11	19	13.5
Willis, Derek	25-6	19.6	.488	.373	.750	4.6	0.8	15	21	6.9	12-1	19.8	.443	.324	.700	4.9	0.7	4	7	6.0
Gabriel, Wenyen	25-19	21.2	.467	.340	.600	6.1	1.0	11	29	6.2	12-11	23.3	.460	.452	.440	6.6	0.8	4	18	6.9
Mulder, Mychal	19-0	11.5	.444	.385	1.000	1.7	0.4	6	4	6.0	9-0	10.9	.414	.304	1.000	1.1	0.3	3	0	4.2
Hawkins, Dominique	25-3	17.2	.342	.235	.852	1.6	2.0	14	0	3.3	12-1	17.6	.351	.200	.857	1.2	1.4	7	0	3.4
Humphries, Isaac	25-1	9.3	.500	.000	.565	3.6	0.3	6	18	3.3	12-1	7.8	.552	.000	.667	3.4	0.2	0	4	3.3
Killeya-Jones, Sacha	15-0	6.4	.586	.000	.400	2.1	0.1	1	10	2.7	5-0	2.2	.333	.000	1.000	0.8	0.2	0	0	0.8
Wynyard, Tai	15-0	3.6	.833	.000	.333	0.9	0.1	1	3	0.7	8-0	4.3	1.000	.000	.500	0.5	0.0	1	2	0.4
David, Jonny	7-0	1.6	.500	1.000	.500	0.0	0.0	0	0	0.7	2-0	1.0	1.000	1.000	1.000	0.0	0.0	0	0	2.5
Calipari, Brad	13-0	3.2	.154	.167	.400	0.2	0.1	0	1	0.6	4-0	2.3	.000	.000	.000	0.3	0.0	0	0	0.0
Pulliam, Dillon	6-0	1.3	.000	.000	.000	0.2	0.2	0	0	0.0	2-0	1.0	.000	.000	.000	0.0	0.0	0	0	0.0
Totals	25		.485	.353	.689	40.3	16.8	161	144	89.3	12		.487	.372	.702	38.4	14.7	71	58	86.9
Opponent	25		.430	.320	.669	35.6	11.6	123	77	73.7	12		.455	.356	.640	34.3	11.9	55	39	75.2

SCORING	Overall Statistics								Conference Statistics							
	fg-fga	fg%	3fg-fga	3fg%	ft-fta	ft%	pts	pts/g	fg-fga	fg%	3fg-fga	3fg%	ft-fta	ft%	pts	pts/g
Monk, Malik	188-387	.486	79-191	.414	88-107	.822	543	21.7	86-178	.483	38-86	.442	58-71	.817	268	22.3
Fox, De'Aaron	138-292	.473	8-46	.174	92-127	.724	376	15.7	65-126	.516	4-18	.222	36-50	.720	170	15.5
Briscoe, Isaiah	115-244	.471	14-41	.341	76-112	.679	320	13.9	56-131	.427	8-21	.381	37-57	.649	157	13.1
Adebayo, Edrice	111-184	.603	0-1	.000	100-162	.617	322	12.9	55-83	.663	0-1	.000	52-80	.650	162	13.5
Willis, Derek	63-129	.488	28-75	.373	18-24	.750	172	6.9	27-61	.443	11-34	.324	7-10	.700	72	6.0
Gabriel, Wenyen	56-120	.467	17-50	.340	27-45	.600	156	6.2	29-63	.460	14-31	.452	11-25	.440	83	6.9
Mulder, Mychal	40-90	.444	25-65	.385	9-9	1.000	114	6.0	12-29	.414	7-23	.304	7-7	1.000	38	4.2
Hawkins, Dominique	26-76	.342	8-34	.235	23-27	.852	83	3.3	13-37	.351	3-15	.200	12-14	.857	41	3.4
Humphries, Isaac	35-70	.500	0-0	.000	13-23	.565	83	3.3	16-29	.552	0-0	.000	8-12	.667	40	3.3
Killeya-Jones, Sacha	17-29	.586	0-0	.000	6-15	.400	40	2.7	1-3	.333	0-0	.000	2-2	1.000	4	0.8
Wynyard, Tai	5-6	.833	0-0	.000	1-3	.333	11	0.7	1-1	1.000	0-0	.000	1-2	.500	3	0.4
David, Jonny	1-2	.500	1-1	1.000	2-4	.500	5	0.7	1-1	1.000	1-1	1.000	2-2	1.000	5	2.5
Calipari, Brad	2-13	.154	2-12	.167	2-5	.400	8	0.6	0-1	.000	0-1	.000	0-0	.000	0	0.0
Pulliam, Dillon	0-1	.000	0-0	.000	0-0	.000	0	0.0	0-0	.000	0-0	.000	0-0	.000	0	0.0
Totals	797-1643	.485	182-516	.353	457-663	.689	2233	89.3	362-743	.487	86-231	.372	233-332	.702	1043	86.9
Opponent	664-1543	.430	159-497	.320	355-531	.669	1842	73.7	328-721	.455	77-216	.356	169-264	.640	902	75.2

TOTALS	Overall Statistics										Conference Statistics									
	o-reb	d-reb	total	pf	fo	a	to	a/to	hi	pts	o-reb	d-reb	total	pf	fo	a	to	a/to	hi	pts
Monk, Malik	9	47	56	47	0	55	51	1.1	47	3	20	23	21	0	26	26	1.0	37		
Fox, De'Aaron	11	90	101	56	1	129	56	2.3	27	3	36	39	27	1	45	21	2.1	27		
Briscoe, Isaiah	34	91	125	57	0	100	61	1.6	23	23	58	81	28	0	59	37	1.6	23		
Adebayo, Edrice	73	100	173	72	2	20	39	0.5	25	24	45	69	36	1	6	19	0.3	25		
Willis, Derek	26	89	115	38	0	21	19	1.1	18	13	46	59	21	0	8	10	0.8	15		
Gabriel, Wenyen	54	98	152	74	2	24	21	1.1	23	24	55	79	39	2	9	8	1.1	23		
Mulder, Mychal	14	19	33	18	0	7	9	0.8	13	3	7	10	9	0	3	6	0.5	12		
Hawkins, Dominique	16	24	40	44	0	50	11	4.5	7	5	9	14	24	0	17	8	2.1	6		
Humphries, Isaac	45	44	89	52	1	8	13	0.6	9	20	21	41	27	1	2	5	0.4	8		
Killeya-Jones, Sacha	12	19	31	19	0	2	7	0.3	12	2	2	4	3	0	1	1	1.0	2		
Wynyard, Tai	5	8	13	11	0	1	2	0.5	4	2	2	4	9	0	0	1	0.0	2		
David, Jonny	0	0	0	0	0	0	3	0.0	5	0	0	0	0	0	0	0	0.0	5		
Calipari, Brad	1	2	3	3	0	1	2	0.5	3	1	0	1	0	0	0	0	0.0	0		
Pulliam, Dillon	0	1	1	0	0	1	1	1.0	0	0	0	0	0	0	0	0	0.0	0		
Totals	332	676	1008	491	6	419	300	1.4	115	139	322	461	244	5	176	145	1.2	100		
Opponent	275	616	891	598	-	290	392	0.7	100	114	298	412	297	-	143	173	0.8	88		



2016-17 Kentucky Men's Basketball  
 Kentucky Team Game-by-Game (as of Feb 11, 2017)  
 All games



TEAM STATISTICS

Opponent	Date	Score	W	Total		3-Pointers		Free throws		Rebounds				pf	a	t/o	blk	stl	pts	avg
				fg-fga	pct	3fg-fga	pct	ft-fa	pct	off	def	tot	avg							
STEPHEN F. AUSTIN	11/11/16	87-64	W	31-62	.500	5-18	.278	20-30	.667	11	17	28	28.0	19	21	13	8	12	87	87.0
CANISIUS	11/13/16	93-69	W	31-61	.508	4-16	.250	27-39	.692	15	24	39	33.5	19	10	10	7	4	93	90.0
vs #13/13 Michigan State	11/15/16	69-48	W	23-60	.383	7-21	.333	16-20	.800	9	31	40	35.7	16	17	14	8	8	69	83.0
DUQUESNE	11/20/16	93-59	W	35-76	.461	7-26	.269	16-21	.762	16	33	49	39.0	17	19	11	10	11	93	85.5
CLEVELAND STATE	11/23/16	101-70	W	38-73	.521	9-24	.375	16-26	.615	16	31	47	40.6	18	25	13	6	6	101	88.6
UT MARTIN	11/25/16	111-76	W	41-74	.554	7-22	.318	22-29	.759	19	29	48	41.8	18	24	12	5	7	111	92.3
vs Arizona State	11/28/16	115-69	W	44-84	.524	11-28	.393	16-22	.727	20	39	59	44.3	16	33	9	9	7	115	95.6
#11/9 UCLA	12/3/16	92-97	L	33-80	.413	8-24	.333	18-27	.667	19	19	38	43.5	22	16	9	6	8	92	95.1
VALPO	12/7/16	87-63	W	33-71	.465	7-23	.304	14-24	.583	21	27	48	44.0	18	15	17	9	7	87	94.2
vs Hofstra	12/11/16	96-73	W	37-72	.514	8-23	.348	14-21	.667	12	29	41	43.7	27	20	7	8	4	96	94.4
vs #7/6 North Carolina	12/17/16	103-100	W	40-74	.541	10-18	.556	13-21	.619	15	24	39	43.3	20	19	10	2	4	103	95.2
at #10/11 Louisville	12/21/16	70-73	L	23-58	.397	5-22	.227	19-29	.655	11	25	36	42.7	20	10	13	4	7	70	93.1
at Ole Miss	12/29/16	99-76	W	37-74	.500	8-18	.444	17-24	.708	11	31	42	42.6	17	24	8	8	9	99	93.5
TEXAS A&M	1/3/17	100-58	W	33-63	.524	13-25	.520	21-26	.808	13	17	30	41.7	16	16	9	3	10	100	94.0
ARKANSAS	1/7/17	97-71	W	32-60	.533	5-19	.263	28-40	.700	15	29	44	41.9	20	13	9	5	3	97	94.2
at Vanderbilt	1/10/17	87-81	W	34-67	.507	1-9	.111	18-24	.750	10	30	40	41.8	23	8	6	1	2	87	93.8
AUBURN	1/14/17	92-72	W	32-56	.571	11-19	.579	17-32	.531	12	28	40	41.6	18	19	13	6	3	92	93.6
at Mississippi State	1/17/17	88-81	W	33-65	.508	7-18	.389	15-24	.625	13	25	38	41.4	24	16	16	6	5	88	93.3
#24/24 SOUTH CAROLINA	1/21/17	85-69	W	28-48	.583	8-20	.400	21-28	.750	8	24	32	40.9	16	17	17	5	6	85	92.9
at Tennessee	1/24/17	80-82	L	25-60	.417	6-24	.250	24-31	.774	8	32	40	40.9	20	14	14	7	4	80	92.2
#2/1 KANSAS	1/28/17	73-79	L	26-55	.473	8-20	.400	13-22	.591	9	26	35	40.6	17	14	17	4	5	73	91.3
GEORGIA	1/31/17	90-81	Wot	27-64	.422	9-21	.429	27-36	.750	17	28	45	40.8	22	14	14	6	7	90	91.3
at #24/23 Florida	2/4/17	66-88	L	23-61	.377	6-18	.333	14-23	.609	6	23	29	40.3	24	7	13	3	7	66	90.2
LSU	2/7/17	92-85	W	31-63	.492	9-25	.360	21-26	.808	14	26	40	40.3	17	16	14	2	8	92	90.2
at Alabama	2/11/17	67-58	W	27-62	.435	3-15	.200	10-18	.556	12	29	41	40.3	27	12	12	6	7	67	89.3
Kentucky		2233		797-1643	.485	182-516	.353	457-663	.689	332	676	1008	40.3	491	419	300	144	161	2233	89.3
Opponents		1842		664-1543	.430	159-497	.320	355-531	.669	275	616	891	35.6	598	290	392	77	123	1842	73.7

Games played: 25  
 Points/game: 89.3  
 FG Pct: 48.5  
 3FG Pct: 35.3  
 FT Pct: 68.9

Rebounds/game: 40.3  
 Assists/game: 16.8  
 Turnovers/game: 12.0  
 Assist/turnover ratio: 1.4  
 Steals/game: 6.4  
 Blocks/game: 5.8





2016-17 Kentucky Men's Basketball  
 Kentucky Opponent Game-by-Game (as of Feb 11, 2017)  
 All games



OPPONENT STATISTICS

Opponent	Date	Score	W	Total		3-Pointers		Free throws		Rebounds				pf	a	t/o	blk	stl	pts	avg
				fg-fga	pct	3fg-fga	pct	ft-fa	pct	off	def	tot	avg							
STEPHEN F. AUSTIN	11/11/16	87-64	W	23-52	.442	5-19	.263	13-19	.684	14	22	36	36.0	32	10	28	5	6	64	64.0
CANISIUS	11/13/16	93-69	W	26-62	.419	4-21	.190	13-20	.650	14	22	36	36.0	30	11	18	1	8	69	66.5
vs #13/13 Michigan State	11/15/16	69-48	W	20-61	.328	5-26	.192	3-9	.333	13	31	44	38.7	20	9	20	4	0	48	60.3
DUQUESNE	11/20/16	93-59	W	17-56	.304	5-25	.200	20-22	.909	7	25	32	37.0	17	7	18	1	7	59	60.0
CLEVELAND STATE	11/23/16	101-70	W	25-64	.391	6-27	.222	14-19	.737	11	25	36	36.8	27	7	19	1	5	70	62.0
UT MARTIN	11/25/16	111-76	W	27-66	.409	9-27	.333	13-20	.650	11	15	26	35.0	25	15	17	2	8	76	64.3
vs Arizona State	11/28/16	115-69	W	25-73	.342	8-26	.308	11-15	.733	11	22	33	34.7	21	15	13	4	4	69	65.0
#11/9 UCLA	12/3/16	92-97	L	35-66	.530	10-23	.435	17-21	.810	11	30	41	35.5	24	18	18	6	4	97	69.0
VALPO	12/7/16	87-63	W	23-67	.343	4-15	.267	13-19	.684	18	23	41	36.1	25	6	19	1	8	63	68.3
vs Hofstra	12/11/16	96-73	W	22-65	.338	6-22	.273	23-37	.622	19	26	45	37.0	20	12	14	1	1	73	68.8
vs #7/6 North Carolina	12/17/16	103-100	W	35-66	.530	9-17	.529	21-28	.750	10	25	35	36.8	22	18	9	5	4	100	71.6
at #10/11 Louisville	12/21/16	70-73	L	26-60	.433	6-14	.429	15-20	.750	12	28	40	37.1	23	10	14	5	4	73	71.8
at Ole Miss	12/29/16	99-76	W	27-72	.375	6-22	.273	16-17	.941	14	31	45	37.7	23	13	15	6	3	76	72.1
TEXAS A&M	1/3/17	100-58	W	21-47	.447	6-13	.462	10-17	.588	9	19	28	37.0	23	12	25	7	2	58	71.1
ARKANSAS	1/7/17	97-71	W	25-63	.397	4-16	.250	17-21	.810	9	20	29	36.5	31	11	8	3	3	71	71.1
at Vanderbilt	1/10/17	87-81	W	25-58	.431	8-29	.276	23-32	.719	5	29	34	36.3	20	10	7	1	2	81	71.7
AUBURN	1/14/17	92-72	W	29-62	.468	9-16	.563	5-15	.333	9	19	28	35.8	31	8	13	2	1	72	71.7
at Mississippi State	1/17/17	88-81	W	32-59	.542	5-17	.294	12-22	.545	9	23	32	35.6	28	10	19	3	10	81	72.2
#24/24 SOUTH CAROLINA	1/21/17	85-69	W	24-58	.414	5-20	.250	16-19	.842	11	16	27	35.2	26	11	13	1	7	69	72.1
at Tennessee	1/24/17	80-82	L	30-64	.469	5-10	.500	17-27	.630	7	32	39	35.3	22	18	9	4	8	82	72.6
#2/1 KANSAS	1/28/17	73-79	L	32-64	.500	5-19	.263	10-18	.556	10	24	34	35.3	15	9	12	2	9	79	72.9
GEORGIA	1/31/17	90-81	Wot	30-61	.492	6-10	.600	15-24	.625	7	25	32	35.1	28	15	17	4	5	81	73.2
at #24/23 Florida	2/4/17	66-88	L	30-62	.484	10-26	.385	18-29	.621	17	37	54	36.0	23	18	17	7	5	88	73.9
LSU	2/7/17	92-85	W	32-64	.500	10-23	.435	11-15	.733	8	18	26	35.5	22	13	14	1	6	85	74.3
at Alabama	2/11/17	67-58	W	23-51	.451	3-14	.214	9-26	.346	9	29	38	35.6	20	4	16	0	3	58	73.7
Opponents		1842		664-1543	.430	159-497	.320	355-531	.669	275	616	891	35.6	598	290	392	77	123	1842	73.7
Kentucky		2233		797-1643	.485	182-516	.353	457-663	.689	332	676	1008	40.3	491	419	300	144	161	2233	89.3

Games played: 25  
 Points/game: 73.7  
 FG Pct: 43.0  
 3FG Pct: 32.0  
 FT Pct: 66.9

Rebounds/game: 35.6  
 Assists/game: 11.6  
 Turnovers/game: 15.7  
 Assist/turnover ratio: 0.7  
 Steals/game: 4.9  
 Blocks/game: 3.1



2016-17 Kentucky Men's Basketball  
 Kentucky Points-Rebounds-Assists (as of Feb 11, 2017)  
 All games



Opponent	Date	Score		00	01	03	05	10	11	13
				FOX,DE'AAR	KILLE YA-JO	ADEBAYO,ED	MONK,MALIK	DAVID,JOHN	MULDER,MYC	BRISCOE,IS
STEPHEN F. AUSTIN	11/11/16	87-64	w	12-4-12	0-3-0	5-1-1	10-0-1	DNP	8-0-0	17-1-1
CANISIUS	11/13/16	93-69	w	21-4-3	3-4-0	14-11-2	16-4-2	0-0-0	3-0-0	21-5-2
vs #13/13 Michigan Stat	11/15/16	69-48	w	12-4-6	0-0-0	6-5-0	23-6-1	DNP	0-0-0	21-4-2
DUQUESNE	11/20/16	93-59	w	16-7-6	6-3-0	12-8-1	14-2-0	0-0-0	13-4-1	13-3-5
CLEVELAND STATE	11/23/16	101-70	w	16-4-11	5-2-0	14-7-2	23-3-4	0-0-0	13-2-0	DNP
UT MARTIN	11/25/16	111-76	w	16-6-5	12-4-0	15-12-0	26-2-7	0-0-0	12-2-1	DNP
vs Arizona State	11/28/16	115-69	w	14-11-10	4-6-1	12-9-2	23-3-4	0-0-0	6-3-0	20-4-7
#11/9 UCLA	12/3/16	92-97	L	20-2-9	DNP	18-13-0	24-3-0	DNP	DNP	12-4-3
VALPO	12/7/16	87-63	w	9-7-5	2-3-0	16-7-0	15-2-1	DNP	9-7-2	10-1-2
vs Hofstra	12/11/16	96-73	w	15-5-2	4-2-0	14-7-1	20-1-4	DNP	6-5-0	19-2-6
vs #7/6 North Carolina	12/17/16	103-100	w	24-4-10	0-0-0	13-7-1	47-0-2	DNP	DNP	10-7-4
at #10/11 Louisville	12/21/16	70-73	L	21-2-3	DNP	11-9-1	16-3-1	DNP	6-0-0	8-5-3
at Ole Miss	12/29/16	99-76	w	7-5-7	0-0-0	25-4-1	34-6-1	DNP	3-0-0	19-10-11
TEXAS A&M	1/3/17	100-58	w	15-5-6	2-2-0	10-3-1	26-1-0	5-0-0	5-2-0	13-1-7
ARKANSAS	1/7/17	97-71	w	27-6-6	2-2-1	11-7-1	12-1-3	0-0-0	6-1-0	15-8-1
at Vanderbilt	1/10/17	87-81	w	22-5-2	DNP	14-7-0	18-1-1	DNP	2-2-0	23-7-5
AUBURN	1/14/17	92-72	w	13-4-5	DNP	15-8-0	24-1-6	DNP	12-1-2	10-3-5
at Mississippi State	1/17/17	88-81	w	21-5-5	0-0-0	5-4-1	14-3-4	DNP	0-1-1	12-4-3
#24/24 SOUTH CAROLINA	1/21/17	85-69	w	6-1-1	0-0-0	18-3-1	27-3-1	DNP	DNP	0-3-4
at Tennessee	1/24/17	80-82	L	17-0-4	DNP	21-5-0	25-3-4	DNP	DNP	11-14-5
#2/1 KANSAS	1/28/17	73-79	L	10-2-2	DNP	10-8-3	18-4-2	DNP	DNP	12-8-6
GEORGIA	1/31/17	90-81	w	DNP	DNP	12-5-0	37-3-1	DNP	DNP	23-11-8
at #24/23 Florida	2/4/17	66-88	L	19-3-0	DNP	9-7-1	11-0-2	DNP	8-1-0	6-3-3
LSU	2/7/17	92-85	w	16-4-6	DNP	8-9-0	23-0-2	DNP	0-0-0	14-6-3
at Alabama	2/11/17	67-58	w	7-1-3	DNP	14-7-0	17-1-1	DNP	2-2-0	11-11-4

Opponent	Date	Score		14	15	20	25	30	32	35
				WYNYARD,TA	HUMPHRIES,	CALIPARI,B	HAWKINS,DO	PULLIAM,DI	GABRIEL,WE	WILLIS,DER
STEPHEN F. AUSTIN	11/11/16	87-64	w	0-0-0	9-8-1	0-0-0	1-0-3	DNP	10-2-0	15-5-2
CANISIUS	11/13/16	93-69	w	0-1-0	6-4-0	2-0-0	2-1-1	0-0-0	3-3-0	2-2-0
vs #13/13 Michigan Stat	11/15/16	69-48	w	0-2-0	0-5-1	0-0-0	3-2-2	DNP	4-6-2	0-2-3
DUQUESNE	11/20/16	93-59	w	2-0-0	2-3-0	0-1-0	2-3-4	0-1-1	8-6-0	5-3-1
CLEVELAND STATE	11/23/16	101-70	w	4-3-0	9-9-1	0-0-0	0-1-0	DNP	10-10-6	7-5-1
UT MARTIN	11/25/16	111-76	w	0-2-1	7-3-0	0-0-0	6-4-9	0-0-0	15-6-1	2-1-0
vs Arizona State	11/28/16	115-69	w	2-1-0	3-3-0	3-1-1	7-3-3	0-0-0	10-7-4	11-6-1
#11/9 UCLA	12/3/16	92-97	L	DNP	0-2-2	DNP	5-1-0	DNP	2-8-0	11-4-2
VALPO	12/7/16	87-63	w	DNP	2-3-0	3-0-0	6-3-4	DNP	3-6-1	12-4-0
vs Hofstra	12/11/16	96-73	w	DNP	3-3-1	0-0-0	5-1-3	DNP	2-4-1	8-8-2
vs #7/6 North Carolina	12/17/16	103-100	w	DNP	2-5-0	DNP	0-2-2	DNP	4-6-0	3-1-0
at #10/11 Louisville	12/21/16	70-73	L	DNP	0-0-0	DNP	0-1-1	DNP	2-7-0	6-9-1
at Ole Miss	12/29/16	99-76	w	0-0-0	2-3-0	0-0-0	0-0-1	DNP	2-3-2	7-9-1
TEXAS A&M	1/3/17	100-58	w	0-0-0	8-6-1	0-1-0	6-0-1	0-0-0	5-4-0	5-3-0
ARKANSAS	1/7/17	97-71	w	0-0-0	4-4-0	0-0-0	2-2-1	0-0-0	3-4-0	15-5-0
at Vanderbilt	1/10/17	87-81	w	DNP	2-7-0	DNP	0-0-0	DNP	4-5-0	2-3-0
AUBURN	1/14/17	92-72	w	DNP	4-1-0	DNP	6-1-1	DNP	6-16-0	2-2-0
at Mississippi State	1/17/17	88-81	w	1-1-0	4-2-0	DNP	5-2-0	DNP	13-8-2	13-5-0
#24/24 SOUTH CAROLINA	1/21/17	85-69	w	0-0-0	6-4-0	0-0-0	5-3-7	DNP	11-5-2	12-7-1
at Tennessee	1/24/17	80-82	L	DNP	0-0-0	DNP	0-1-0	DNP	2-9-1	4-7-0
#2/1 KANSAS	1/28/17	73-79	L	DNP	0-0-0	DNP	5-4-1	DNP	0-2-0	18-6-0
GEORGIA	1/31/17	90-81	w	0-2-0	4-7-0	DNP	4-1-1	DNP	7-6-0	3-5-4
at #24/23 Florida	2/4/17	66-88	L	2-1-0	0-1-1	DNP	4-0-0	DNP	5-5-0	2-5-0
LSU	2/7/17	92-85	w	0-0-0	2-4-0	DNP	4-4-2	DNP	23-8-2	2-4-1
at Alabama	2/11/17	67-58	w	DNP	4-2-0	DNP	5-0-3	DNP	2-6-0	5-4-1



2016-17 Kentucky Men's Basketball  
 Kentucky Game-by-Game Highs (as of Feb 11, 2017)  
 All games



Opponent	Date	Score	Points	Rebounds	Assists	Steals	Blocked shots
STEPHEN F. AUSTIN	11/11/16	87-64	17-Briscoe, Isaiah	8-Humphries, Isaac	12-Fox, De'Aaron	3-Humphries, Isaac Fox, De'Aaron	3-Willis, Derek Humphries, Isaac
CANISIUS	11/13/16	93-69	21-Briscoe, Isaiah Fox, De'Aaron	11-Adebayo, Edrice	3-Fox, De'Aaron	2-Hawkins, Dominiqu	3-Adebayo, Edrice
vs #13/13 Michigan State	11/15/16	69-48	23-MONK,MALIK	6-MONK,MALIK Gabriel, Wenyen	6-FOX,DE'AARON	3-Gabriel, Wenyen	2-Willis, Derek ADEBAYO,EDRICE
DUQUESNE	11/20/16	93-59	16-Fox, De'Aaron	8-Adebayo, Edrice	6-Fox, De'Aaron	4-Briscoe, Isaiah	2-Adebayo, Edrice Killeya-Jones, Sach Willis, Derek
CLEVELAND STATE	11/23/16	101-70	23-Monk, Malik	10-Gabriel, Wenyen	11-Fox, De'Aaron	2-Monk, Malik Fox, De'Aaron	1-Willis, Derek Calipari, Brad Fox, De'Aaron Mulder, Mychal Gabriel, Wenyen Killeya-Jones, Sach
UT MARTIN	11/25/16	111-76	26-Monk, Malik	12-Adebayo, Edrice	9-Hawkins, Dominiqu	3-Fox, De'Aaron	2-Humphries, Isaac
vs Arizona State	11/28/16	115-69	23-Monk, Malik	11-Fox, De'Aaron	10-Fox, De'Aaron	3-Briscoe, Isaiah	3-Adebayo, Edrice
#11/9 UCLA	12/3/16	92-97	24-Monk, Malik	13-Adebayo, Edrice	9-Fox, De'Aaron	5-Monk, Malik	4-Adebayo, Edrice
VALPO	12/7/16	87-63	16-Adebayo, Edrice	7-Fox, De'Aaron Mulder, Mychal Adebayo, Edrice	5-Fox, De'Aaron	2-Briscoe, Isaiah Fox, De'Aaron	3-Gabriel, Wenyen
vs Hofstra	12/11/16	96-73	20-MONK, Malik	8-Willis, Derek	6-Briscoe, Isaiah	2-Willis, Derek	2-Humphries, Isaac KILLEYA-JONES, S ADEBAYO, Edrice
vs #7/6 North Carolina	12/17/16	103-100	47-Monk, Malik	7-Briscoe, Isaiah Adebayo, Edrice	10-Fox, De'Aaron	2-Fox, De'Aaron	1-Briscoe, Isaiah Gabriel, Wenyen
at #10/11 Louisville	12/21/16	70-73	21-Fox, De'Aaron	9-Willis, Derek Adebayo, Edrice	3-Briscoe, Isaiah Fox, De'Aaron	2-Fox, De'Aaron	2-Adebayo, Edrice Gabriel, Wenyen
at Ole Miss	12/29/16	99-76	34-Monk, Malik	10-Briscoe, Isaiah	11-Briscoe, Isaiah	3-Fox, De'Aaron Monk, Malik	3-Adebayo, Edrice
TEXAS A&M	1/3/17	100-58	26-Monk, Malik	6-Humphries, Isaac	7-Briscoe, Isaiah	3-Adebayo, Edrice	3-Adebayo, Edrice
ARKANSAS	1/7/17	97-71	27-Fox, De'Aaron	8-Briscoe, Isaiah	6-Fox, De'Aaron	1-Fox, De'Aaron Adebayo, Edrice Monk, Malik	2-Gabriel, Wenyen Willis, Derek
at Vanderbilt	1/10/17	87-81	23-Briscoe, Isaiah	7-Adebayo, Edrice Humphries, Isaac Briscoe, Isaiah	5-Briscoe, Isaiah	1-Monk, Malik Fox, De'Aaron	1-Gabriel, Wenyen
AUBURN	1/14/17	92-72	24-Monk, Malik	16-Gabriel, Wenyen	6-Monk, Malik	1-Gabriel, Wenyen Fox, De'Aaron Briscoe, Isaiah	3-Adebayo, Edrice
at Mississippi State	1/17/17	88-81	21-Fox, De'Aaron	8-Gabriel, Wenyen	5-Fox, De'Aaron	2-Briscoe, Isaiah	3-Gabriel, Wenyen
#24/24 SOUTH CAROLINA	1/21/17	85-69	27-Monk, Malik	7-Willis, Derek	7-Hawkins, Dominiqu	2-Adebayo, Edrice Monk, Malik	2-Humphries, Isaac
at Tennessee	1/24/17	80-82	25-Monk, Malik	14-Briscoe, Isaiah	5-Briscoe, Isaiah	2-Fox, De'Aaron	2-Adebayo, Edrice Gabriel, Wenyen Willis, Derek
#2/1 KANSAS	1/28/17	73-79	18-Monk, Malik Willis, Derek	8-Adebayo, Edrice Briscoe, Isaiah	6-Briscoe, Isaiah	2-Adebayo, Edrice Fox, De'Aaron	2-Willis, Derek
GEORGIA	1/31/17	90-81	37-Monk, Malik	11-Briscoe, Isaiah	8-Briscoe, Isaiah	3-Monk, Malik	3-Monk, Malik
at #24/23 Florida	2/4/17	66-88	19-Fox, De'Aaron	7-Adebayo, Edrice	3-Briscoe, Isaiah	4-Adebayo, Edrice	1-Adebayo, Edrice Gabriel, Wenyen Monk, Malik
LSU	2/7/17	92-85	23-Monk, Malik	9-Adebayo, Edrice	6-Fox, De'Aaron	3-Fox, De'Aaron	1-Adebayo, Edrice





2016-17 Kentucky Men's Basketball  
Kentucky Game-by-Game Highs (as of Feb 11, 2017)  
All games



Opponent	Date	Score	Points	Rebounds	Assists	Steals	Blocked shots
			Gabriel, Wenyen				Humphries, Isaac
at Alabama	2/11/17	67-58	17-Monk, Malik	11-Briscoe, Isaiah	4-Briscoe, Isaiah	2-Fox, De'Aaron Hawkins, Dominique Monk, Malik	3-Gabriel, Wenyen



2016-17 Kentucky Men's Basketball  
 Kentucky Team High/Low Analysis (as of Feb 11, 2017)  
 All games



Kentucky - TEAM GAME HIGHS

POINTS	115		vs Arizona State (11/28/16)
	111		UT MARTIN (11/25/16)
	103		vs #7/6 North Carolina (12/17/16)
	101		CLEVELAND STATE (11/23/16)
	100		TEXAS A&M (1/3/17)
FIELD GOALS MADE	44		vs Arizona State (11/28/16)
	41		UT MARTIN (11/25/16)
FIELD GOAL ATTEMPTS	84		vs Arizona State (11/28/16)
	80		#11/9 UCLA (12/3/16)
FIELD GOAL PERCENTAGE	.583	(28-48)	#24/24 SOUTH CAROLINA (1/21/17)
	.571	(32-56)	AUBURN (1/14/17)
3 PT FIELD GOALS MADE	13		TEXAS A&M (1/3/17)
	11		AUBURN (1/14/17)
	11		vs Arizona State (11/28/16)
3 PT FG ATTEMPTS	28		vs Arizona State (11/28/16)
	26		DUQUESNE (11/20/16)
3 PT FG PERCENTAGE	.579	(11-19)	AUBURN (1/14/17)
	.556	(10-18)	vs #7/6 North Carolina (12/17/16)
FREE THROWS MADE	28		ARKANSAS (1/7/17)
	27		GEORGIA (1/31/17)
	27		CANISIUS (11/13/16)
FREE THROW ATTEMPTS	40		ARKANSAS (1/7/17)
	39		CANISIUS (11/13/16)
FREE THROW PERCENTAGE	.808	(21-26)	LSU (2/7/17)
	.808	(21-26)	TEXAS A&M (1/3/17)
REBOUNDS	59		vs Arizona State (11/28/16)
	49		DUQUESNE (11/20/16)
ASSISTS	33		vs Arizona State (11/28/16)
	25		CLEVELAND STATE (11/23/16)
STEALS	12		STEPHEN F. AUSTIN (11/11/16)
	11		DUQUESNE (11/20/16)
BLOCKED SHOTS	10		DUQUESNE (11/20/16)
	9		VALPO (12/7/16)
	9		vs Arizona State (11/28/16)
TURNOVERS	17		#2/1 KANSAS (1/28/17)
	17		#24/24 SOUTH CAROLINA (1/21/17)
	17		VALPO (12/7/16)
FOULS	27		at Alabama (2/11/17)
	27		vs Hofstra (12/11/16)



2016-17 Kentucky Men's Basketball  
 Kentucky High/Low Analysis (as of Feb 11, 2017)  
 All games



Opponent - GAME HIGHS

POINTS	100		vs #7/6 North Carolina (12/17/16)
	97		#11/9 UCLA (12/3/16)
	88		at #24/23 Florida (2/4/17)
	85		LSU (2/7/17)
	82		at Tennessee (1/24/17)
FIELD GOALS MADE	35		vs #7/6 North Carolina (12/17/16)
	35		#11/9 UCLA (12/3/16)
FIELD GOAL ATTEMPTS	73		vs Arizona State (11/28/16)
	72		at Ole Miss (12/29/16)
FIELD GOAL PERCENTAGE	.542	(32-59)	at Mississippi State (1/17/17)
	.530	(35-66)	vs #7/6 North Carolina (12/17/16)
	.530	(35-66)	#11/9 UCLA (12/3/16)
3 PT FIELD GOALS MADE	10		LSU (2/7/17)
	10		at #24/23 Florida (2/4/17)
	10		#11/9 UCLA (12/3/16)
3 PT FG ATTEMPTS	29		at Vanderbilt (1/10/17)
	27		UT MARTIN (11/25/16)
	27		CLEVELAND STATE (11/23/16)
3 PT FG PERCENTAGE	.600	(6-10)	GEORGIA (1/31/17)
	.563	(9-16)	AUBURN (1/14/17)
FREE THROWS MADE	23		at Vanderbilt (1/10/17)
	23		vs Hofstra (12/11/16)
FREE THROW ATTEMPTS	37		vs Hofstra (12/11/16)
	32		at Vanderbilt (1/10/17)
FREE THROW PERCENTAGE	.941	(16-17)	at Ole Miss (12/29/16)
	.909	(20-22)	DUQUESNE (11/20/16)
REBOUNDS	54		at #24/23 Florida (2/4/17)
	45		at Ole Miss (12/29/16)
	45		vs Hofstra (12/11/16)
ASSISTS	18		at #24/23 Florida (2/4/17)
	18		at Tennessee (1/24/17)
	18		vs #7/6 North Carolina (12/17/16)
	18		#11/9 UCLA (12/3/16)
STEALS	10		at Mississippi State (1/17/17)
	9		#2/1 KANSAS (1/28/17)
BLOCKED SHOTS	7		at #24/23 Florida (2/4/17)
	7		TEXAS A&M (1/3/17)
TURNOVERS	28		STEPHEN F. AUSTIN (11/11/16)
	25		TEXAS A&M (1/3/17)
FOULS	32		STEPHEN F. AUSTIN (11/11/16)
	31		AUBURN (1/14/17)
	31		ARKANSAS (1/7/17)



2016-17 Kentucky Men's Basketball  
 Kentucky High/Low Analysis (as of Feb 11, 2017)  
 All games



Kentucky - GAME LOWS

POINTS	66		at #24/23 Florida (2/4/17)
	67		at Alabama (2/11/17)
	69		vs #13/13 Michigan State (11/15/16)
	70		at #10/11 Louisville (12/21/16)
	73		#2/1 KANSAS (1/28/17)
FIELD GOALS MADE	23		vs #13/13 Michigan State (11/15/16)
	23		at #10/11 Louisville (12/21/16)
	23		at #24/23 Florida (2/4/17)
FIELD GOAL ATTEMPTS	48		#24/24 SOUTH CAROLINA (1/21/17)
	55		#2/1 KANSAS (1/28/17)
FIELD GOAL PERCENTAGE	.377	(23-61)	at #24/23 Florida (2/4/17)
	.383	(23-60)	vs #13/13 Michigan State (11/15/16)
3 PT FIELD GOALS MADE	1		at Vanderbilt (1/10/17)
	3		at Alabama (2/11/17)
3 PT FG ATTEMPTS	9		at Vanderbilt (1/10/17)
	15		at Alabama (2/11/17)
3 PT FG PERCENTAGE	.111	(1-9)	at Vanderbilt (1/10/17)
	.200	(3-15)	at Alabama (2/11/17)
FREE THROWS MADE	10		at Alabama (2/11/17)
	13		vs #7/6 North Carolina (12/17/16)
	13		#2/1 KANSAS (1/28/17)
FREE THROW ATTEMPTS	18		at Alabama (2/11/17)
	20		vs #13/13 Michigan State (11/15/16)
FREE THROW PERCENTAGE	.531	(17-32)	AUBURN (1/14/17)
	.556	(10-18)	at Alabama (2/11/17)
REBOUNDS	28		STEPHEN F. AUSTIN (11/11/16)
	29		at #24/23 Florida (2/4/17)
ASSISTS	7		at #24/23 Florida (2/4/17)
	8		at Vanderbilt (1/10/17)
STEALS	2		at Vanderbilt (1/10/17)
	3		ARKANSAS (1/7/17)
	3		AUBURN (1/14/17)
BLOCKED SHOTS	1		at Vanderbilt (1/10/17)
	2		vs #7/6 North Carolina (12/17/16)
	2		LSU (2/7/17)
TURNOVERS	6		at Vanderbilt (1/10/17)
	7		vs Hofstra (12/11/16)
FOULS	16		vs #13/13 Michigan State (11/15/16)
	16		vs Arizona State (11/28/16)
	16		TEXAS A&M (1/3/17)
	16		#24/24 SOUTH CAROLINA (1/21/17)





2016-17 Kentucky Men's Basketball  
 Kentucky High/Low Analysis (as of Feb 11, 2017)  
 All games



Opponent - GAME LOWS

POINTS	48		vs #13/13 Michigan State (11/15/16)
	58		TEXAS A&M (1/3/17)
	58		at Alabama (2/11/17)
	59		DUQUESNE (11/20/16)
	63		VALPO (12/7/16)
FIELD GOALS MADE	17		DUQUESNE (11/20/16)
	20		vs #13/13 Michigan State (11/15/16)
FIELD GOAL ATTEMPTS	47		TEXAS A&M (1/3/17)
	51		at Alabama (2/11/17)
FIELD GOAL PERCENTAGE	.304	(17-56)	DUQUESNE (11/20/16)
	.328	(20-61)	vs #13/13 Michigan State (11/15/16)
3 PT FIELD GOALS MADE	3		at Alabama (2/11/17)
	4		CANISIUS (11/13/16)
	4		VALPO (12/7/16)
	4		ARKANSAS (1/7/17)
3 PT FG ATTEMPTS	10		at Tennessee (1/24/17)
	10		GEORGIA (1/31/17)
3 PT FG PERCENTAGE	.190	(4-21)	CANISIUS (11/13/16)
	.192	(5-26)	vs #13/13 Michigan State (11/15/16)
FREE THROWS MADE	3		vs #13/13 Michigan State (11/15/16)
	5		AUBURN (1/14/17)
FREE THROW ATTEMPTS	9		vs #13/13 Michigan State (11/15/16)
	15		vs Arizona State (11/28/16)
	15		AUBURN (1/14/17)
	15		LSU (2/7/17)
FREE THROW PERCENTAGE	.333	(3-9)	vs #13/13 Michigan State (11/15/16)
	.333	(5-15)	AUBURN (1/14/17)
REBOUNDS	26		UT MARTIN (11/25/16)
	26		LSU (2/7/17)
ASSISTS	4		at Alabama (2/11/17)
	6		VALPO (12/7/16)
STEALS	0		vs #13/13 Michigan State (11/15/16)
	1		vs Hofstra (12/11/16)
	1		AUBURN (1/14/17)
BLOCKED SHOTS	0		at Alabama (2/11/17)
	1		CANISIUS (11/13/16)
	1		DUQUESNE (11/20/16)
	1		CLEVELAND STATE (11/23/16)
	1		VALPO (12/7/16)
	1		vs Hofstra (12/11/16)
	1		at Vanderbilt (1/10/17)
	1		#24/24 SOUTH CAROLINA (1/21/17)
	1		LSU (2/7/17)
TURNOVERS	7		at Vanderbilt (1/10/17)
	8		ARKANSAS (1/7/17)
FOULS	15		#2/1 KANSAS (1/28/17)
	17		DUQUESNE (11/20/16)



2016-17 Kentucky Men's Basketball  
 Kentucky Player High/Low Analysis (as of Feb 11, 2017)  
 All games



Kentucky - INDIVIDUAL GAME HIGHS

Points	47		Monk, Malik vs #7/6 North Carolina (12/17/16)
	37		Monk, Malik vs Georgia (1/31/17)
	34		Monk, Malik at Ole Miss (12/29/16)
	27		Monk, Malik vs #24/24 South Carolina (1/21/17)
	27		Fox, De'Aaron vs ARKANSAS (1/7/17)
Field Goals Made	18		Monk, Malik vs #7/6 North Carolina (12/17/16)
	12		Adebayo, Edrice at Ole Miss (12/29/16)
Field Goal Att.	28		Monk, Malik vs #7/6 North Carolina (12/17/16)
	21		Monk, Malik vs Georgia (1/31/17)
	21		Fox, De'Aaron vs #7/6 North Carolina (12/17/16)
FG Pct (min 5 made)	1.000	(5-5)	Gabriel, Wenyen at Mississippi State (1/17/17)
	.875	(7-8)	Adebayo, Edrice at Tennessee (1/24/17)
3-Point FG Made	8		Monk, Malik vs #7/6 North Carolina (12/17/16)
	7		Monk, Malik vs Georgia (1/31/17)
	7		MONK,MALIK vs #13/13 Michigan State (11/15/16)
3-Point FG Att.	13		Monk, Malik at Tennessee (1/24/17)
	12		Monk, Malik vs #7/6 North Carolina (12/17/16)
3-Pt FG Pct (min 2 made)	1.000	(3-3)	Gabriel, Wenyen at Mississippi State (1/17/17)
	1.000	(3-3)	Briscoe, Isaiah vs TEXAS A&M (1/3/17)
	1.000	(2-2)	Fox, De'Aaron at Tennessee (1/24/17)
	1.000	(2-2)	Briscoe, Isaiah vs Auburn (1/14/17)
	1.000	(2-2)	Briscoe, Isaiah vs Arizona State (11/28/16)
Free Throws Made	11		Briscoe, Isaiah vs Georgia (1/31/17)
	10		Monk, Malik vs Georgia (1/31/17)
	10		Adebayo, Edrice vs #11/9 UCLA (12/3/16)
Free Throw Att.	15		Briscoe, Isaiah vs Georgia (1/31/17)
	13		Adebayo, Edrice vs #11/9 UCLA (12/3/16)
	13		Adebayo, Edrice vs CANISIUS (11/13/16)
FT Pct (min 3 made)	1.000	(9-9)	Fox, De'Aaron vs CANISIUS (11/13/16)
	1.000	(7-7)	Fox, De'Aaron vs ARKANSAS (1/7/17)
	1.000	(6-6)	Briscoe, Isaiah at Ole Miss (12/29/16)
	1.000	(6-6)	Briscoe, Isaiah at #10/11 Louisville (12/21/16)
	1.000	(6-6)	Gabriel, Wenyen vs UT MARTIN (11/25/16)
	1.000	(6-6)	FOX,DE'AARON vs #13/13 Michigan State (11/15/16)
	1.000	(6-6)	Fox, De'Aaron vs STEPHEN F. AUSTIN (11/11/16)
	1.000	(5-5)	Mulder, Mychal vs Auburn (1/14/17)
	1.000	(5-5)	Monk, Malik vs TEXAS A&M (1/3/17)
	1.000	(5-5)	FOX, De'Aaron vs Hofstra (12/11/16)
	1.000	(5-5)	Briscoe, Isaiah vs #13/13 Michigan State (11/15/16)
	1.000	(4-4)	Adebayo, Edrice at Alabama (2/11/17)
	1.000	(4-4)	Hawkins, Dominique at #24/23 Florida (2/4/17)
	1.000	(4-4)	Briscoe, Isaiah at Mississippi State (1/17/17)
	1.000	(4-4)	Monk, Malik vs Auburn (1/14/17)
	1.000	(4-4)	Monk, Malik vs UT MARTIN (11/25/16)
	1.000	(4-4)	Hawkins, Dominique vs UT MARTIN (11/25/16)
	1.000	(4-4)	Adebayo, Edrice vs CLEVELAND STATE (11/23/16)
	1.000	(4-4)	Monk, Malik vs CANISIUS (11/13/16)
	1.000	(4-4)	Willis, Derek vs STEPHEN F. AUSTIN (11/11/16)
	1.000	(3-3)	Hawkins, Dominique vs #24/24 South Carolina (1/21/17)
	1.000	(3-3)	Monk, Malik at #10/11 Louisville (12/21/16)
Rebounds	16		Gabriel, Wenyen vs Auburn (1/14/17)
	14		Briscoe, Isaiah at Tennessee (1/24/17)
Assists	12		Fox, De'Aaron vs STEPHEN F. AUSTIN (11/11/16)

	11	Briscoe, Isaiah at Ole Miss (12/29/16)
	11	Fox, De'Aaron vs CLEVELAND STATE (11/23/16)
Steals	5	Monk, Malik vs #11/9 UCLA (12/3/16)
	4	Adebayo, Edrice at #24/23 Florida (2/4/17)
	4	Briscoe, Isaiah vs DUQUESNE (11/20/16)
Blocked Shots	4	Adebayo, Edrice vs #11/9 UCLA (12/3/16)
	3	Gabriel, Wenyen at Alabama (2/11/17)
	3	Monk, Malik vs Georgia (1/31/17)
	3	Gabriel, Wenyen at Mississippi State (1/17/17)
	3	Adebayo, Edrice vs Auburn (1/14/17)
	3	Adebayo, Edrice vs TEXAS A&M (1/3/17)
	3	Adebayo, Edrice at Ole Miss (12/29/16)
	3	Gabriel, Wenyen vs VALPO (12/7/16)
	3	Adebayo, Edrice vs Arizona State (11/28/16)
	3	Adebayo, Edrice vs CANISIUS (11/13/16)
	3	Willis, Derek vs STEPHEN F. AUSTIN (11/11/16)
	3	Humphries, Isaac vs STEPHEN F. AUSTIN (11/11/16)
Turnovers	7	Briscoe, Isaiah vs #24/24 South Carolina (1/21/17)
	6	Briscoe, Isaiah vs Georgia (1/31/17)
Fouls	5	Adebayo, Edrice at Alabama (2/11/17)
	5	Gabriel, Wenyen vs LSU (2/7/17)
	5	Gabriel, Wenyen at #24/23 Florida (2/4/17)
	5	Humphries, Isaac at Mississippi State (1/17/17)
	5	Fox, De'Aaron vs Auburn (1/14/17)
	5	Adebayo, Edrice vs #7/6 North Carolina (12/17/16)
Minutes	45	Briscoe, Isaiah vs Georgia (1/31/17)
	44	Monk, Malik vs Georgia (1/31/17)
	39	Monk, Malik vs #2/1 Kansas (1/28/17)
	39	Briscoe, Isaiah at Vanderbilt (1/10/17)
	38	Fox, De'Aaron vs #2/1 Kansas (1/28/17)
	38	Briscoe, Isaiah vs #7/6 North Carolina (12/17/16)
	38	Monk, Malik vs #7/6 North Carolina (12/17/16)



2016-17 Kentucky Men's Basketball  
 Kentucky Opponent High/Low Analysis (as of Feb 11, 2017)  
 All games



OPPONENT INDIVIDUAL GAME HIGHS

Points	34		Thornwell, Sindarius vs #24/24 South Carolina (1/21/17)
	34		Justin Jackson vs #7/6 North Carolina (12/17/16)
	31		Blakeney, Antonio vs LSU (2/7/17)
	28		Edwards, Rob vs CLEVELAND STATE (11/23/16)
	25		Hubbs III, Robert at Tennessee (1/24/17)
	25		Lamar Peters at Mississippi State (1/17/17)
Field Goals Made	12		Blakeney, Antonio vs LSU (2/7/17)
	12		Edwards, Rob vs CLEVELAND STATE (11/23/16)
Field Goal Att.	23		Thornwell, Sindarius vs #24/24 South Carolina (1/21/17)
	21		Frazier, J.J. vs Georgia (1/31/17)
	21		Edwards, Rob vs CLEVELAND STATE (11/23/16)
FG Pct (min 5 made)	1.000	(6-6)	Lucas, Landen vs #2/1 Kansas (1/28/17)
	.833	(5-6)	Blanton, Temarcus vs #24/24 South Carolina (1/21/17)
3-Point FG Made	4		Blakeney, Antonio vs LSU (2/7/17)
	4		Justin Jackson vs #7/6 North Carolina (12/17/16)
3-Point FG Att.	10		FISHER-DAVIS, Matthe at Vanderbilt (1/10/17)
	10		Robertson, Kassius vs CANISIUS (11/13/16)
3-Pt FG Pct (min 2 made)	1.000	(2-2)	Harris, Jordan vs Georgia (1/31/17)
	1.000	(2-2)	Blanton, Temarcus vs #24/24 South Carolina (1/21/17)
Free Throws Made	14		Thornwell, Sindarius vs #24/24 South Carolina (1/21/17)
	10		Justin Jackson vs #7/6 North Carolina (12/17/16)
Free Throw Att.	15		Thornwell, Sindarius vs #24/24 South Carolina (1/21/17)
	15		Justin Jackson vs #7/6 North Carolina (12/17/16)
FT Pct (min 3 made)	1.000	(6-6)	Saiz, Sebastian at Ole Miss (12/29/16)
	1.000	(6-6)	ADEL, Deng at #10/11 Louisville (12/21/16)
	1.000	(6-6)	Tony Bradley vs #7/6 North Carolina (12/17/16)
	1.000	(5-5)	Kingsley, Moses vs ARKANSAS (1/7/17)
	1.000	(5-5)	Brooks, Rasheed at Ole Miss (12/29/16)
	1.000	(4-4)	Sampson, Brandon vs LSU (2/7/17)
	1.000	(4-4)	Barry, Canyon at #24/23 Florida (2/4/17)
	1.000	(4-4)	ROBERSON, Jeff at Vanderbilt (1/10/17)
	1.000	(4-4)	Thompson, Trey vs ARKANSAS (1/7/17)
	1.000	(4-4)	SPALDING, Ray at #10/11 Louisville (12/21/16)
	1.000	(4-4)	Peters, Alec vs VALPO (12/7/16)
	1.000	(4-4)	Welsh, Thomas vs #11/9 UCLA (12/3/16)
	1.000	(4-4)	Graham, Torian vs Arizona State (11/28/16)
	1.000	(4-4)	Fofana, Mike vs UT MARTIN (11/25/16)
	1.000	(4-4)	Mike, Isiaha vs DUQUESNE (11/20/16)
	1.000	(3-3)	KORNET, Luke at Vanderbilt (1/10/17)
Rebounds	13		Ogbeide, Derek vs Georgia (1/31/17)
	13		Saiz, Sebastian at Ole Miss (12/29/16)
	13		Leaf, TJ vs #11/9 UCLA (12/3/16)
Assists	9		Chiozza, Chris at #24/23 Florida (2/4/17)
	7		Joel Berry II vs #7/6 North Carolina (12/17/16)
	7		Ball, Lonzo vs #11/9 UCLA (12/3/16)
Steals	4		O Weatherspoon at Mississippi State (1/17/17)
	3		Frazier, J.J. vs Georgia (1/31/17)
	3		Williams, Grant at Tennessee (1/24/17)
	3		Brooks, Rasheed at Ole Miss (12/29/16)
	3		Adekoya, Jubril vs VALPO (12/7/16)
	3		Mike, Isiaha vs DUQUESNE (11/20/16)
	3		Reese, Isaiah vs CANISIUS (11/13/16)
Blocked Shots	4		Williams, Grant at Tennessee (1/24/17)



	4	Williams, Robert vs TEXAS A&M (1/3/17)
Turnovers	9	BRIDGES,MILES vs #13/13 Michigan State (11/15/16)
	7	Davis, Tyler vs TEXAS A&M (1/3/17)
	7	Hogg, DJ vs TEXAS A&M (1/3/17)
	7	Charles, Ty vs STEPHEN F. AUSTIN (11/11/16)
Fouls	5	Epps, Aaron vs LSU (2/7/17)
	5	Hayes, Kevarrius at #24/23 Florida (2/4/17)
	5	Frazier, J.J. vs Georgia (1/31/17)
	5	Parker, Juwan vs Georgia (1/31/17)
	5	Lucas, Landen vs #2/1 Kansas (1/28/17)
	5	Q Weatherspoon at Mississippi State (1/17/17)
	5	Schnider Herard at Mississippi State (1/17/17)
	5	Xavian Stapleton at Mississippi State (1/17/17)
	5	Wiley, Austin vs Auburn (1/14/17)
	5	Gilder, Admon vs TEXAS A&M (1/3/17)
	5	Joel Berry II vs #7/6 North Carolina (12/17/16)
	5	Kennedy Meeks vs #7/6 North Carolina (12/17/16)
	5	PEMBERTON, Eli vs Hofstra (12/11/16)
	5	Welsh, Thomas vs #11/9 UCLA (12/3/16)
	5	Anigbogu, Ike vs #11/9 UCLA (12/3/16)
	5	Tshisumpa, Jethro vs Arizona State (11/28/16)
	5	Clayborne, Evan vs CLEVELAND STATE (11/23/16)
	5	Sloan, Derek vs CLEVELAND STATE (11/23/16)
	5	Huntley, Josh vs STEPHEN F. AUSTIN (11/11/16)
	5	Holyfield, TJ vs STEPHEN F. AUSTIN (11/11/16)



2016-17 Kentucky Men's Basketball  
 Kentucky Team Game-by-Game Comparison (as of Feb 11, 2017)  
 All games



Opponent	1st	2nd	Score	Mar	Total FG	FG Pct	3-Pointers	3FG Pct	Free Throws	FT Pct	Rebounds	Assist	T/Over	Block	Steal	Fouls
STEPHEN F. AUSTIN	48/32	39/32	87-64	+23	31-62/23-52	.500/.442	5-18/5-19	.278/.263	20-30/13-19	.667/.684	28/36 (8)	21/10	13/28	8/5	12/6	19/32
CANISIUS	44/35	49/34	93-69	+24	31-61/26-62	.508/.419	4-16/4-21	.250/.190	27-39/13-20	.692/.650	39/36 +3	10/11	10/18	7/1	4/8	19/30
#13/13 Michigan State	34/26	35/22	69-48	+21	23-60/20-61	.383/.328	7-21/5-26	.333/.192	16-20/3-9	.800/.333	40/44 (4)	17/9	14/20	8/4	8/0	16/20
DUQUESNE	50/23	43/36	93-59	+34	35-76/17-56	.461/.304	7-26/5-25	.269/.200	16-21/20-22	.762/.909	49/32 +17	19/7	11/18	10/1	11/7	17/17
CLEVELAND STATE	56/35	45/35	101-70	+31	38-73/25-64	.521/.391	9-24/6-27	.375/.222	16-26/14-19	.615/.737	47/36 +11	25/7	13/19	6/1	6/5	18/27
UT MARTIN	53/38	58/38	111-76	+35	41-74/27-66	.554/.409	7-22/9-27	.318/.333	22-29/13-20	.759/.650	48/26 +22	24/15	12/17	5/2	7/8	18/25
Arizona State	58/30	57/39	115-69	+46	44-84/25-73	.524/.342	11-28/8-26	.393/.308	16-22/11-15	.727/.733	59/33 +26	33/15	9/13	9/4	7/4	16/21
#11/9 UCLA	45/49	47/48	92-97	(5)	33-80/35-66	.413/.530	8-24/10-23	.333/.435	18-27/17-21	.667/.810	38/41 (3)	16/18	9/18	6/6	8/4	22/24
VALPO	45/24	42/39	87-63	+24	33-71/23-67	.465/.343	7-23/4-15	.304/.267	14-24/13-19	.583/.684	48/41 +7	15/6	17/19	9/1	7/8	18/25
Hofstra	48/33	48/40	96-73	+23	37-72/22-65	.514/.338	8-23/6-22	.348/.273	14-21/23-37	.667/.622	41/45 (4)	20/12	7/14	8/1	4/1	27/20
#7/6 North Carolina	56/51	47/49	103-100	+3	40-74/35-66	.541/.530	10-18/9-17	.556/.529	13-21/21-28	.619/.750	39/35 +4	19/18	10/9	2/5	4/4	20/22
#10/11 Louisville	40/39	30/34	70-73	(3)	23-58/26-60	.397/.433	5-22/6-14	.227/.429	19-29/15-20	.655/.750	36/40 (4)	10/10	13/14	4/5	7/4	20/23
Ole Miss	60/39	39/37	99-76	+23	37-74/27-72	.500/.375	8-18/6-22	.444/.273	17-24/16-17	.708/.941	42/45 (3)	24/13	8/15	8/6	9/3	17/23
TEXAS A&M	50/27	50/31	100-58	+42	33-63/21-47	.524/.447	13-25/6-13	.520/.462	21-26/10-17	.808/.588	30/28 +2	16/12	9/25	3/7	10/2	16/23
ARKANSAS	41/38	56/33	97-71	+26	32-60/25-63	.533/.397	5-19/4-16	.263/.250	28-40/17-21	.700/.810	44/29 +15	13/11	9/8	5/3	3/3	20/31
Vanderbilt	45/41	42/40	87-81	+6	34-67/25-58	.507/.431	1-9/8-29	.111/.276	18-24/23-32	.750/.719	40/34 +6	8/10	6/7	1/1	2/2	23/20
AUBURN	51/39	41/33	92-72	+20	32-56/29-62	.571/.468	11-19/9-16	.579/.563	17-32/5-15	.531/.333	40/28 +12	19/8	13/13	6/2	3/1	18/31
Mississippi State	46/34	42/47	88-81	+7	33-65/32-59	.508/.542	7-18/5-17	.389/.294	15-24/12-22	.625/.545	38/32 +6	16/10	16/19	6/3	5/10	24/28
#24/24 SOUTH CAROLINA	47/38	38/31	85-69	+16	28-48/24-58	.583/.414	8-20/5-20	.400/.250	21-28/16-19	.750/.842	32/27 +5	17/11	17/13	5/1	6/7	16/26
Tennessee	34/39	46/43	80-82	(2)	25-60/30-64	.417/.469	6-24/5-10	.250/.500	24-31/17-27	.774/.630	40/39 +1	14/18	14/9	7/4	4/8	20/22
#2/1 KANSAS	32/27	41/52	73-79	(6)	26-55/32-64	.473/.500	8-20/5-19	.400/.263	13-22/10-18	.591/.556	35/34 +1	14/9	17/12	4/2	5/9	17/15
GEORGIA	29/29	47/47	90-81	+9	27-64/30-61	.422/.492	9-21/6-10	.429/.600	27-36/15-24	.750/.625	45/32 +13	14/15	14/17	6/4	7/5	22/28
#24/23 Florida	26/34	40/54	66-88	(22)	23-61/30-62	.377/.484	6-18/10-26	.333/.385	14-23/18-29	.609/.621	29/54 (25)	7/18	13/17	3/7	7/5	24/23
LSU	43/27	49/58	92-85	+7	31-63/32-64	.492/.500	9-25/10-23	.360/.435	21-26/11-15	.808/.733	40/26 +14	16/13	14/14	2/1	8/6	17/22
Alabama	29/20	38/38	67-58	+9	27-62/23-51	.435/.451	3-15/3-14	.200/.214	10-18/9-26	.556/.346	41/38 +3	12/4	12/16	6/0	7/3	27/20

Note: Game totals are displayed in the format TEAM/OPPONENT for each category