



2016-17 SCHEDULE

November 2016

03	UNION (EXH)	SEC+	W, 78-60
11	#14 MIAMI (FLA.) (N1)	SEC+	W, 82-66
12	ALBANY (N1)	SEC+	W, 70-46
17	NEW HAMPSHIRE	SEC+	W, 92-43
19	at Colorado	Pac12.com	L, 79-69
23	MOREHEAD STATE	SEC+	W, 74-47
27	SAMFORD	SEC+	W, 80-57

December 2016

01	#12 Oklahoma^	SEC Network	W, 82-68
04	at #7 Louisville	ACCExtra	L, 69-67ot
09	MIDDLE TENNESSEE	SEC+	W, 61-48
11	#23 ARIZONA STATE	SEC Network	L, 73-71ot
18	RADFORD	SEC+	W, 59-36
21	WASHINGTON STATE	SEC+	W, 69-67
29	at No. 15 Duke	ACCExtra	L, 69-54

January 2017

01	at (rv) Tennessee*	ESPN2	L, 72-65
05	MISSOURI*	SEC Network	W, 64-62
08	(rv) TEXAS A&M*	SEC Network	L, 77-68
12	at (rv) Alabama*	SEC+	W, 71-54
15	GEORGIA*	SEC Network	W, 82-61
19	at (rv) LSU*	SEC+	W, 55-42
22	at Auburn*	SEC Network	W, 64-60
26	OLE MISS*	SEC+	W, 89-57
30	at Missouri*	SEC Network	L, 73-67

February 2017

02	#4 SOUTH CAROLINA*	SEC Net.	7 p.m.
05	VANDERBILT*	SEC Network	Noon
09	at Georgia*	SEC+	7 p.m.
16	at Arkansas*	SEC+	8 p.m.
19	FLORIDA*	SEC Network	1 p.m.
23	MISSISSIPPI STATE*	SEC+	7 p.m.
26	at South Carolina*	ESPNU/2	2/5 p.m.

March 2017

01-05	SEC Tournament (N2)	TBA
17-20	NCAA First & Second Rounds (N3)	TBA
24-27	NCAA Regionals (N4)	TBA

April 2017

31-2	NCAA Final Four (N5)	TBA
------	----------------------	-----

All Times Eastern (ET)

* denotes SEC game; ^ denotes SEC/Big 12 Challenge
 N1 – Kentucky Classic – Lexington, Ky. (Memorial Coliseum); N2 – SEC Tournament – Greenville, S.C. (Bon Secours Wellness Arena); N3 – NCAA First & Second Rounds – TBA; N4 – NCAA Regionals – Bridgeport, Conn.; Lexington, Ky.; Oklahoma City; Stockton, Calif.
 N5 – NCAA Final Four – Dallas (American Airlines Arena)

No. 4 South Carolina Gamecocks at No. 25 Kentucky Wildcats

Thursday, Feb. 2, 2017 • 7 p.m. ET • SEC Network

Lexington, Ky. • Memorial Coliseum (8,000)

UK Media Relations • (859) 257-3838 • www.ukathletics.com

Kentucky WBB Contacts: **Evan Crane** (wesley.crane@uky.edu) and **Karlie Kinneer** (karlie.kinneer@uky.edu)

GAME CENTER

KENTUCKY

Record: 15-7 (6-3 SEC)

Home Record: 12-2

Away Record: 3-5

Neutral Record: 0-0

Ranking: 25/rv

RPI: 15

Last Game: L, 73-67 at Missouri (Jan. 30)



Coach: Matthew Mitchell (Mississippi St, 1995)

Overall: 264-125 (.678) (12th season)

at UK: 234-96 (.709) (10th season)

SOUTH CAROLINA

Record: 18-2 (8-1 SEC)

Home Record: 10-1

Away Record: 7-1

Neutral Record: 1-0

Ranking: 4/6

RPI: 3

Last Game: L, 76-74 vs. Tennessee (Jan. 30)



Coach: Dawn Staley (Virginia, 1992)

Overall: 378-158 (.705) (17th season)

at SC: 206-78 (.725) (Ninth season)


QUICK NOTES

- Kentucky is in its 43rd season of varsity women's basketball with a 776-511 (.602) all-time record.
- The Wildcats have had great success in Memorial Coliseum, sitting at 427-148 (.742) overall in the historic building, including a 137-20 (.872) mark under head coach Matthew Mitchell. Kentucky is 12-2 at home this season, including an 11-1 mark inside Memorial Coliseum.
- In the latest NCAA RPI listing, Kentucky has the No. 5 strength of schedule in the nation. UK is No. 15 overall in the NCAA RPI. UK has played 10 games against RPI top 35 teams with five wins (#18 Oklahoma, #22 Miami (Fla.), #23 Auburn, #25 LSU and #33 Missouri).
- Although there are several familiar faces on this UK team, the Wildcats are playing with a mostly inexperienced roster as six of UK's 11 players played their first career game as a Wildcat this season. Four of those six players are playing important minutes with Makenzie Cann averaging 28.8 minutes, Jessica Hardin averaging 13.8 minutes, Jaida Roper averaging 13.0 minutes and Paige Poffenberger averaging 7.0 minutes.
- The Wildcats have started SEC play with a 6-3 record, falling to Tennessee, Texas A&M and Missouri, who have each been ranked at some point this season. UK's first win came in its SEC home opener vs. Missouri. UK recently went on a five-game winning streak with wins over Alabama, UGA, LSU, Auburn and Ole Miss before falling at Missouri. For the first time in program history UK has won at Auburn, at Baton Rouge, and at Tuscaloosa in the same season.
- Kentucky has recorded single-digit turnovers in six games this season, which is the most ever single-digit turnover games in the Matthew Mitchell era.

STARTING FIVE




#4 **MACI MORRIS**




#13 **EVELYN AKHATOR**



#24 **TAYLOR MURRAY**



#25 **MAKAYLA EPPS**



#45 **ALYSSA RICE**

- #4 MACI MORRIS** **G** **6-0** **SOPH.** **PINEVILLE, Ky.**
 - Scored a career-high 29 points with three assists against Arizona State.
 - Has scored in double figures 13 times this season and is averaging 11.9 points per game.
 - In her last three games, she has a combined 49 points with 15 rebounds and 10 3s.
- #13 EVELYN AKHATOR** **F** **6-3** **Sr.** **Lagos, Nigeria**
 - Has 25 career double-doubles (12 in 2016-17), sitting as the fourth most in program history.
 - Three-time SEC Player of the Week honoree, most recently on Jan. 17.
 - Second player in UK history with 24+ points, 15+ rebounds in consecutive games.
- #24 TAYLOR MURRAY** **G** **5-6** **SOPH.** **Odenton, Md.**
 - Career-high 23 points vs. Tennessee with six rebounds and two assists.
 - Returned from injury vs. Duke with team-high 18 points, including four rebounds.
 - Is averaging 5.5 rebounds per game after a career-high 13 boards against LSU and at Mizzou
- #25 MAKAYLA EPPS** **G** **5-10** **Sr.** **Lebanon, Ky.**
 - Preseason All-America by multiple outlets and on Nancy Lieberman Preseason Watch List.
 - Has 1,574 career points, ranking 7th all-time on Kentucky's career scoring list.
 - Has eight 20+ point games this season, including 30 vs. No. 12 Oklahoma.
- #45 ALYSSA RICE** **C** **6-3** **Jr.** **Reynoldsburg, Ohio**
 - Career-high 10 points with seven rebounds against New Hampshire.
 - Had nine rebounds and nine points against Radford, tying her career high in rebounds.
 - Has played in 82 career games with 32 starts.

Follow #ONE

TELEVISION - SEC Network

Play-by-Play Paul Sunderland
 Color Analyst Gail Goestenkors
 Sideline Reporter Steffi Sorensen

RADIO - UK Sports Network (630 AM)

Play-by-Play Neil Price

ONLINE - ESPN3.com

LIVE GAME STATS ON YOUR LAPTOP!
 kentucky.statbroadcast.com (home games only)

TICKETS

Tickets are available on ukathletics.com/tickets



SOCIAL MEDIA
 @KentuckyWBB



SEVEN STRAIGHT NCAA TOURNAMENTS

FIVE SWEET 16 & THREE ELITE EIGHT APPEARANCES IN LAST SEVEN SEASONS

NATIONAL POLLS

THE ASSOCIATED PRESS POLL (JAN. 30)

1	Connecticut (33)	20-0	825
2	Baylor	21-1	789
3	Maryland	21-1	748
4	South Carolina	18-1	737
5	Mississippi State	21-1	689
6	Florida State	20-2	663
7	Notre Dame	20-3	591
8	Stanford	19-3	580
9	Louisville	20-4	543
10	Washington	20-3	522
11	Oregon State	20-2	520
12	Texas	16-4	467
13	UCLA	17-4	442
14	Ohio State	19-5	399
15	Duke	18-4	384
16	Miami	16-5	320
17	DePaul	18-5	235
18	Oklahoma	16-6	199
19	NC State	16-6	177
20	South Florida	17-3	168
21	Green Bay	19-2	164
22	West Virginia	16-6	114
23	Arizona State	14-7	113
24	Syracuse	15-7	109
25	KENTUCKY	15-6	74

Other UK opps receiving votes: **Tennessee 25, Texas A&M 3**

USA TODAY COACHES' POLL (JAN. 31)

1	Connecticut (32)	20-0	800
2	Baylor	21-1	764
3	Maryland	21-1	735
4	Mississippi State	21-1	694
5	Florida State	20-2	655
6	South Carolina	18-2	637
7	Louisville	20-4	573
8	Notre Dame	20-3	563
9	Stanford	19-3	546
10	Washington	20-3	525
11	Oregon State	20-2	494
12	UCLA	17-4	461
13	Texas	16-4	418
14	Ohio State	19-5	391
15	Duke	18-4	339
16	Miami	16-5	311
17	DePaul	18-5	268
18	Arizona State	14-7	163
19	NC State	16-6	161
20	South Florida	17-3	159
21	Syracuse	15-7	155
22	Oklahoma	16-6	150
23	West Virginia	16-6	119
24	Green Bay	19-2	102
25	Tennessee	14-7	72

Other UK opps receiving votes: **KENTUCKY 2, Texas A&M 1**

2016-17 UK Opponents in Bold

DATE	WEEK-BY-WEEK	
	AP	COACHES
Preseason	19	19
Nov. 14/15	15	19
Nov. 21/22	20	24
Nov. 28/29	17	20
Dec. 5/6	15	17
Dec. 12/13	19	23
Dec. 19/20	18	24
Dec. 26/27	17	23
Jan. 2/3	24	RV
Jan. 9/10	RV	NR
Jan. 16/17	RV	NR
Jan. 23/24	RV	NR
Jan. 30/31	25	RV

TELEVISION CHART



0 **LaShae Halsel**
Soph. / F / 6-0
Bowling Green, Ky.



4 **Maci Morris**
Soph. / G / 6-0
Pineville, Ky.



11 **Rachel Potter**
Jr. / G / 5-11
Pikeville, Ky.



13 **Evelyn Akhator**
Sr. / F / 6-3
Lagos, Nigeria



15 **Jessica Hardin**
Sr. / G / 5-8
Monticello, Ky.



20 **Paige Poffenberger**
Fr. / G / 5-8
Morgantown, W.Va.




21 **Ogechi Anyagaligbo**
So. / F / 6-1
Miami, Fla.



22 **Makenzie Cann**
Jr. / G / 6-1
Lawrenceville, Ky.



24 **Taylor Murray**
Soph. / G / 5-6
Odenton, Md.



25 **Makayla Epps**
Sr. / G / 5-10
Lebanon, Ky.



32 **Jaida Roper**
Fr. / G / 5-6
Memphis, Tenn.



45 **Alyssa Rice**
Jr. / C / 6-3
Reynoldsburg, Ohio



Matthew Mitchell
Head Coach
Tenth Season



Kyra Elzy
Assoc. Head Coach
1st Season/5th Overall



Niyaa Butts
Assistant Coach
1st Season/6th Overall



Lin Dunn
Assistant Coach
First Season

2016-17 KENTUCKY WOMEN'S BASKETBALL ROSTER

#	Name	Pos.	Yr-Exp.	Ht.	Hometown/Previous School
0	LaShae Halsel	G	So.-HS	6-0	Bowling Green, Ky./Warren Central HS
4	Maci Morris	G	So.-1L	6-0	Pineville, Ky./Bell County HS
11	Rachel Potter	G	Jr.	5-11	Pikeville, Ky./Pikeville HS
13	Evelyn Akhator	F/C	Sr.-1L	6-3	Lagos, Nigeria /Brano HS/Chipola College
15	Jessica Hardin	G	Sr.	5-8	Monticello, Ky./Wayne Count HS/Bellarmine
20	Paige Poffenberger	G	Fr.-HS	5-8	Morgantown, W.Va./Morgantown HS
21	Ogechi Anyagaligbo*	F	So.-TR	6-1	Miami, Fla./Miami Country Day/Stony Brook
22	Makenzie Cann	G	Jr.-TR	6-1	Lawrenceburg, Ky./Anderson County HS/Cincinnati
24	Taylor Murray	PG	So.-1L	5-6	Odenton, Md./ Annapolis Area Christian School
25	Makayla Epps	G	Sr.-3L	5-10	Lebanon, Ky./ Marion County HS
32	Jaida Roper	PG	Fr.-HS	5-6	Memphis, Tenn./Houston HS
45	Alyssa Rice	C	Jr.-2L	6-3	Reynoldsburg, Ohio/ Reynoldsburg HS

* - Will sit out the 2016-17 season due to NCAA transfer rules

Head Coach: Matthew Mitchell (Mississippi State, 1995) – 12th season, 10th at Kentucky

Associate Head Coach: Kyra Elzy (Tennessee, 1999, 2001) – 1st season, fifth at Kentucky

Assistant Coach: Niyaa Butts (Tennessee, 2000; Tenn. Tech, 2002) – 1st season, sixth at Kentucky

Assistant Coach: Lin Dunn (UT Martin, 1969) – 1st season

Pronunciation Guide: Evelyn Akhator (ack-uh-TOR); Ogechi Anyagaligbo (oh-GECH-ee an-ya-gull-LEE-bo); Makayla Epps (ma-KAY-luh); LaShae Halsel (LA-shay hall-sul); Jaida Roper (JAY-duh)

QUICK NOTES CONTINUED...

- Evelyn Akhator is the second different Kentucky player in school history to have consecutive games of at least 24 points and at least 15 rebounds in the same season (Valerie Still accomplished the feat twice - Jan. 15 and 16, 1982; Jan. 23 and 26, 1982).
- Akhator is one of three players in school history to have three straight games of at least 20 points and at least 10 rebounds. The others to accomplish that feat were Leslie Nichols (1983-86) and Valerie Still (1980-83). During UK's five-game winning streak, Akhator has four 20-10 games.
- Akhator is the first UK player with 15+ rebounds in consecutive games (15 vs. Alabama, 16 vs. Georgia) since Victoria Dunlap in 2009.
- UK's nine 3s against Missouri were the most 3s made in an SEC game since Jan. 26, 2014 vs. Arkansas. It was the second-most 3s that Kentucky has made in a game this season.
- Kentucky hit seven 3s against Auburn with Maci Morris hitting four. Morris is the first UK player to hit four or more 3s in an SEC road game since Jennifer O'Neill hit four at Auburn on Jan. 19, 2014.
- The Wildcats shot a season-best 58.6% from the field against Ole Miss, including 8-of-14 from 3. The high shooting mark was the best field-goal percentage for UK in an SEC game in the Matthew Mitchell era and the highest since 60.7% vs. Arkansas in 2007. UK's 23 assists against Ole Miss were the most in a SEC game under Matthew Mitchell.
- Prior to the Missouri game on Jan. 30, Kentucky held five consecutive SEC opponents to under 40-percent shooting from the field for the first time since the 2011-2012 season.
- Evelyn Akhator (20pts/11rebs) and Taylor Murray (11pts/13rebs) each had double-doubles against LSU, marking the first time since Feb. 28, 2016 at Texas A&M when Akhator and Alexis Jennings.
- Evelyn Akhator and Makayla Epps combined to score the third most points by a Kentucky duo in an SEC road game (at Alabama) in the Matthew Mitchell era (45), and the most since Victoria Dunlap and A'dia Mathies combined to score 49 points at Arkansas on Feb. 7, 2010. Epps and Akhator have scored 20 or more points in the same game twice this season (vs. Texas A&M, vs. Ole Miss).
- The Wildcats put together one of their better performances against Ole Miss, rolling the Rebels 89-57 for its largest margin of victory in an SEC game since beating Auburn 97-53 in January of 2013.
- Kentucky's 13-point win at LSU marked its second-largest margin of victory at LSU as UK limited the Tigers to just 42 points, which was the fewest points the Tigers have ever scored in a game against Kentucky.
- Kentucky outrebounded Alabama 37-33 although the Crimson Tide entered the game with a +9.9 rebounding margin. UK continued its strong rebounding effort against Georgia, outrebounding the Dogs, 38-28, including 12 offensive rebounds. UK outrebounded LSU 45-30, including 13-7 on offensive glass. UK outrebounded Ole Miss 38-23 and had 14 second-chance points.
- Evelyn Akhator has recorded 12 double-doubles this season, including four straight to start the season. Akhator, who had a double-double in UK's final game last season, became the first UK player since Eleia Roddy in 2008-09 to record five or more consecutive double-doubles. Akhator has 25 career double-doubles, which ranks her fourth in program history. The native of Lagos, Nigeria has scored in double figures in 17 games this season with 10+ rebounds in 14 games.
- Akhator ranks top 20 nationally and top three in the SEC in rebounds and rebonds per game, while she also sits 13th in the nation in field-goal percentage at 60.9% and 10th in double-doubles.
- Evelyn Akhator is a rebounding machine with over 27.8% of the team's total rebounds this season. Akhator has 30.6% of the team's offensive rebounds. She is a three-time SEC Player of the Week honoree.
- Makayla Epps is a member of Kentucky's 1,000-point club with 1,574 career points, ranking 7th most in program history. Epps is 24 points away from tying Pam Browning for sixth all-time in program history in scoring. Epps has scored in double figures in every game but three this season, including eight 20+ games and a 30-point game vs. then-No. 12 Oklahoma.
- Kentucky is averaging 70.7 ppg this season, scoring 80 or more points six times. The Wildcats are hitting at a .440 clip from the field, including a .318 mark from 3. Kentucky is out-rebounding opponents by 3.4 rebounds per game and have 51 fewer turnovers this season than its opponents. The Wildcats are averaging 13.0 assists per game this season.
- Defensively, Kentucky has limited opponents to just 37.6% from the field this season. Opponents are averaging just 60.3 ppg against UK this season and hitting 32.8% from 3. Kentucky is called for just 14.6 fouls per game this season, which ranks 31st nationally and first in the SEC in fewest fouls per game.
- Four Kentucky players are averaging double-digit scoring this season in Makayla Epps (16.7), Evelyn Akhator (15.1), Taylor Murray (12.8) and Maci Morris (11.9).
- Kentucky ranks high in several national categories, sitting 11th in the nation and first in the SEC in turnovers per game with 12.4, 31st in the nation and first in the SEC in fewest personal fouls per game at 14.6, 27th nationally and second in the league in fewest total turnovers and 42nd nationally and fifth in the SEC in field goal percentage. A complete breakdown of where UK as a team and individually ranks nationally and in the SEC can be found on page 11.
- The Wildcats have used a balanced scoring attack early this season with seven different players scoring in double figures. Five different Wildcats have had 20-point scoring games this season in Epps, Akhator, Cann, Murray and Morris. It is the first time that UK has had 5 players post 20+ games since 2013-14.
- Evelyn Akhator and Makayla Epps have been named to the Naismith Preseason Top 50 Watch List.
- Kentucky is taking care of the ball this season significantly better than they were at this time last season. Through 22 games last year, Kentucky had 370 turnovers, while the Wildcats have only turned the ball over 273 times in its first 22 games this season.
- Thursday's meeting with South Carolina is the 59th all-time in program history with the Wildcats leading the all-time series 33-25. Kentucky leads the series 20-7 in games played in Lexington. South Carolina has won each of the last three games in the series, including all three meeting last season. UK's last win against South Carolina came March 1, 2015 in Memorial. A complete series breakdown in on page 4.
- Kentucky has held six opponents this season to 50 points or less.
- UK has showed its advantage in the post this season by outscoring opponents 716-544 in points in the paint and out-rebounding teams by 3.4 rebounds per game. Against Morehead State, Kentucky outscored the Eagles 40-6 in points in the paint and followed that with a 34-14 advantage over Samford.

2016-17 SEC STANDINGS

Team	SEC	Pct.	All	Pct.
South Carolina	8-1	.889	18-2	.900
Mississippi State	7-1	.875	21-1	.955
Missouri	6-3	.667	16-7	.696
Kentucky	6-3	.667	15-7	.682
Auburn	5-3	.625	15-7	.682
Tennessee	5-3	.625	14-7	.667
Texas A&M	5-3	.625	15-6	.714
LSU	4-4	.500	15-6	.714
Alabama	3-6	.333	15-7	.682
Ole Miss	3-6	.333	14-8	.636
Arkansas	2-6	.250	13-8	.619
Florida	2-6	.250	11-10	.524
Georgia	2-6	.250	10-11	.476
Vanderbilt	1-8	.111	11-11	.500

- Regular season co-champions
 ^ - Tournament champions

QUICK FACTS

Location: Lexington, Ky.
 Founded: 1865
 Enrollment: 30,000
 Nickname: Wildcats
 Colors: Blue (PMS 286) and White
 Conference: Southeastern (Eastern Division)
 Arena: Memorial Coliseum (8,000)
 President: Dr. Eli Capilouto
 Athletics Director: Mitch Barnhart
 Faculty Representative: Dr. Joseph L Fink III

COACHING STAFF

Head Coach: Matthew Mitchell
 Assistant Coaches: Kyra Elzy, Niya Butts, Lin Dunn

MEDIA RELATIONS

Asst. Media Relations Dir./WBB Contact
 Evan Crane
 270-559-8120 · cell
 wesley.crane@uky.edu
 Twitter: @EvanCraneKy
 Media Relations Assistant (No. 2 WBB Contact)
 Karlie Kinneer
 515-460-1285 · cell
 karlie.kinneer@uky.edu
 Twitter: @KarlieKinneer

WHO'S UP NEXT?



vs. Vanderbilt
 Sunday, Feb. 5
 Noon ET
 Memorial Coliseum
 (8,000)
 SEC Network

UK WBB ON SOCIAL MEDIA

Kentucky women's basketball is one of the most popular programs on Twitter. UK's account ranks second nationally, while head coach Matthew Mitchell has the third-most followers among Division I women's basketball coaches.

@KentuckyWBB - 3rd Nationally with 32,443 followers
 @UKCoachMitchell - 3rd Nationally with 31,611 followers

KENTUCKY'S RECORD WHEN...

	ALL	SEC
Leading or tied at halftime	14-2	6-1
Trailing at halftime	1-5	0-2
Shoot 50 percent or higher	4-0	2-0
Shoot 60 percent or higher	0-0	0-0
Shoot less than 50 percent	11-7	4-3
Shoot higher percentage than opp.	12-3	5-0
Shoot lower percentage than opp	3-3	1-2
Opp. shoot worse than 50 percent	14-7	6-3
Opp. shoot 50 percent or higher	1-0	0-0
Opp. shoot 60 percent or higher	0-0	0-0
Score less than 60 points	2-1	1-0
Score 60 or more points	13-5	5-2
Score 70 or more points	9-1	3-0
Score 80 or more points	6-0	2-0
Score 90 or more points	1-0	0-0
Score 100 or more points	0-0	0-0
Opp. score 30 or less points	0-0	0-0
Opp. score 40 or less points	1-0	0-0
Opp. score 50 or less points	6-0	1-0
Opp. score 60 or less points	11-0	4-0
Opp. score 70 or less points	15-2	6-0
Opp. score 80 or less points	15-7	6-3
Opp. score 60 or more points	7-7	3-3
Opp. score 70 or more points	0-5	0-3
Opp. score 80 or more points	0-0	0-0
Opp. score 90 or more points	0-0	0-0
Outrebound or same as opponent	12-2	5-0
Outrebounded by opponent	3-5	1-3
Commit fewer turnovers than opp.	12-5	4-3
Commit same turnovers as opp.	0-0	0-0
Commit more turnovers than opp.	3-2	2-0
Commit single digit turnovers	4-2	1-2
Force 20 or more turnovers	0-1	0-0
Force 25 or more turnovers	0-0	0-0
Force 30 or more turnovers	0-0	0-0
Force 40 or more turnovers	0-0	0-0
Make 6 or more 3-pointers	8-0	4-0
Make 5 or fewer 3-pointers	7-7	2-3
Opp. make 6 or more 3-pointers	8-5	2-2
Opp. make 5 or fewer 3-pointers	7-2	4-1
Game decided by 10 pts or less:	3-6	2-3
Game decided by 1-5 pts:	3-2	2-0
Game decided by 6-10 pts:	0-3	0-3
Game decided by 11-15 pts:	3-1	1-0
Game decided by 16+ pts:	9-0	3-0
Overtime games:	0-2	0-0
Televise games:	15-4	6-3
SEC Network+	11-0	3-0
ESPNU	0-0	0-0
ESPN	0-0	0-0
ESPN2	0-1	0-1
SEC Network	4-3	3-2
Games vs. AP ranked opponents:	2-2	0-0
Games vs. AP Top 10	0-1	0-0
Games following a loss:	5-1	2-1
Games following a win:	10-6	4-2
More points in the paint than opp.:	13-3	5-2
Fewer points in the paint than opp.:	2-2	1-0
Same points in the paint than opp.:	0-2	0-1
More points off turnovers:	13-3	4-1
Fewer points off turnovers:	2-4	2-2
Same points off turnovers:	0-0	0-0
More bench points than opp.:	4-1	2-1
Fewer bench points than opp.:	9-6	3-2
Same bench points as opp.:	2-0	1-0
More 2nd-chance points than opp.:	10-1	4-0
Fewer 2nd-chance points than opp.:	4-6	2-3
Same 2nd-chance points as opp.:	1-0	0-0
One UK player scores 10+:	1-0	0-0
Two UK players score 10+:	2-0	2-0
Three UK players score 10+:	7-6	3-3
Four UK players score 10+:	4-1	1-0
Five UK players score 10+:	0-0	0-0
Six UK players score 10+:	1-0	0-0
Seven UK players score 10+:	0-0	0-0
Eight UK players score 10+:	0-0	0-0
On Monday:	0-1	0-1
On Tuesday:	0-0	0-0
On Wednesday:	2-0	0-0
On Thursday:	6-1	4-0
On Friday:	2-0	0-0
On Saturday:	1-1	0-0
On Sunday:	4-4	2-2
In November:	5-1	0-0
In December:	4-3	0-0
In January:	6-3	6-3
In February:	0-0	0-0
In March:	0-0	0-0
In April:	0-0	0-0

- UK's largest rebounding margin of the season was +22 vs. Middle Tennessee.
- Kentucky has gone on 19 runs of 10-0 or more this season, while the Wildcats have only allowed an opponent to go on four 10-0 runs this season (Oklahoma, Washington State, Duke, Auburn). UK's longest run of the season was 17-0 vs. Mizzou.
- For the seventh straight year, UK began its season ranked inside the top 20 of the USA Today/Coaches' and AP Top 25. Currently, UK is No. 25 in the Associated Press Top 25 and receiving votes in the USA Today/Coaches Top 25. Kentucky had been ranked in the Associated Press Top 25 since week 13 of the 2009-10 season, which was a program-record streak of 132 weeks before falling out of the rankings on Jan. 9. It was the fifth longest active streak and the eighth-longest overall.
- Kentucky is 2-3 against ranked teams this season and is scheduled to play three more games against teams either rank or receiving votes in the latest AP Top 25 and USA Today/Coaches Top 25, including No. 4/4 Mississippi State and No. 5/5 South Carolina (twice). UK has defeated LSU and Alabama, who were both receiving votes in the AP Top 25 when UK played them.
- In 43 years of varsity women's basketball, Kentucky has 86 wins over ranked opponents, including 45 of those wins coming under Mitchell.
- Kentucky has won 65 consecutive regular-season non-conference games in Memorial Coliseum, dating back to Dec. 19, 2008 vs. Alabama A&M. The Wildcats were 8-0 in non-conference games inside Memorial Coliseum this season.
- Last season, UK advanced to the NCAA Tournament Sweet 16 for the fifth time in the last seven seasons - one of just seven schools nationally to claim that honor. The Wildcats ended the season ranked No. 15 in the USA Today/Coaches' Top 25 and No. 12 in the Associated Press Top 25.
- Kentucky ended the 2015-16 season with a 25-8 record, marking its seventh straight 20-win season and the sixth 25-win season in the last seven years under head coach Matthew Mitchell. Prior to Mitchell, Kentucky had only won 20+ games 10 times, while only recording one 25+ win season.
- The impressive 2015-16 regular season led Kentucky to a No. 3 seed in the NCAA Tournament as the Wildcats were selected to host the first and second rounds of the event for the third straight season. The top-three seed in the event marked the fifth straight for UK.

SCOUTING SOUTH CAROLINA

- Fourth-ranked South Carolina owns a 18-2 overall record, including a 8-1 mark in league play and a spotless 4-0 record in SEC games played on the road. USC is 7-1 overall this season away from home with the lone loss coming at Duke.
- The Gamecocks currently have four athletes averaging double-digit scoring, led by junior forward A'ja Wilson who is averaging 16.7 points per game. Junior guard Allisha Gray is second on the team with 13.7 points per game, followed closely by Alaina Coates (13.4) and Kaela Davis (12.5).
- Coates is also the Gamecocks' leading rebounder grabbing 11.0 boards per contest.
- South Carolina is coming off its first loss in conference play, after being downed by Tennessee 76-74 on Monday night. The loss also snapped USC's 30-game home winning streak against SEC opponents.
- Against Tennessee, junior guard Bianca Cuevas-Moore led the Gamecocks with 18 points. Wilson, Davis and Gray also posted double-digit scoring performances in the game.
- South Carolina is averaging 77.8 points per game this season and is out-scoring its opponents by an average of 22.4 points. The Gamecocks are also out-rebounding opponents by a 9.2 margin (42.3-33.2)

SERIES HISTORY VS. SOUTH CAROLINA

- Thursday's meeting with South Carolina is the 59th all-time in program history with the Wildcats leading the all-time series 33-25.
- Kentucky leads the series 20-7 in games played in Lexington. South Carolina has won each of the last three games in the series, including all three meeting last season.
- UK's last win against South Carolina came March 1, 2015 in Memorial.
- Matthew Mitchell is 10-10 all-time as a head coach against South Carolina.

LAST TIME VS. SOUTH CAROLINA

- Kentucky and South Carolina met three times last season with the Gamecocks winning all three games.
- The first game was in Memorial Coliseum when the Wildcats led for nearly 29 minutes before South Carolina outscored UK 22-12 in the final period to earn a 73-62 victory. The teams also met in Colonial Life Arena last season with the Gamecocks earning a 78-68 victory. The final meeting came in the semifinals of the SEC Tournament when the Gamecocks shot 52.9 percent from the field, including 12 3-pointers to earn a 93-63 victory. Makayla Epps scored in double figures in all three games, combining for 49 total points.

2016-17 GAME NOTES

OLE MISS WIN MOVES MITCHELL INTO ELITE SEC COMPANY

Kentucky's dominating 89-57 victory over Ole Miss was an historic one for Kentucky head coach Matthew Mitchell. The win was his 97th all-time in SEC play as a head coach, which ranks him 10th all-time on the SEC's career wins list. Mitchell is currently second amongst active SEC coaches on the list. The complete list can be found on page 8 of the game notes.

Since arriving in Lexington in 2007, Mitchell has led Kentucky to unprecedented success. On top of leading Kentucky to its first SEC Regular Season Championship in 30 years in 2012, Mitchell has four SEC Tournament title game appearances, six top-four finishes in the league and has coached 16 all-conference performances, including four SEC Player of the Year honors. Most on Mitchell can be found on page 16 of the notes.

CATS USE TEXAS A&M LOSS TO SPARK FIVE-GAME SEC WIN STREAK

After its disappointing loss against Texas A&M inside Memorial Coliseum to fall to 1-2 in SEC play, Kentucky rallied for five straight wins, including three on the road and two against teams receiving votes in

STAT SUPERLATIVES

Here are some UK career statistical superlatives among current players:

Most Games Played:
122 by Makayla Epps

Most Games Started:
77 by Makayla Epps

Consecutive Games Started:
77 by Makayla Epps

Games with Double-Figure Scoring:

	2016-17	Career
Makayla Epps	19	80
Evelyn Akhator	17	41
Maci Morris	14	28
Taylor Murray	13	23
Makenzie Cann	5	5
Jessica Hardin	1	1
Alyssa Rice	1	1

Current Streak of Consecutive Games with Double-Figure Scoring:

3 by Maci Morris
3 by Makayla Epps
1 by Taylor Murray

Games with Double-Figure Rebounding:

	2016-17	Career
Evelyn Akhator	14	29
Makayla Epps	1	4
Taylor Murray	2	2

Consecutive Games with Double-Figure Rebounding:

1 by Taylor Murray

Games with a Double-Double:

	2016-17	Career
Evelyn Akhator	12	25
Makayla Epps	1	4
Taylor Murray	2	2

Consecutive Games with Double-Double:

1 by Taylor Murray

Games with a Triple-Double:

	2016-17	Career
Makayla Epps	1	1

40-point games:

	2016-17	Career
Makayla Epps	0	1

30-point games:

	2016-17	Career
Makayla Epps	1	4

20-point games:

	2016-17	Career
Makayla Epps	8	27
Evelyn Akhator	6	7
Makenzie Cann	1	1
Taylor Murray	2	2
Maci Morris	1	1

Consecutive 20-point games:

2 by Makayla Epps

Consecutive Games with a 3-pointer:

5 by Maci Morris
3 by Makayla Epps
2 by Jaida Roper

Consecutive Games with at least one steal:

7 by Taylor Murray
5 by Evelyn Akhator
1 by Jaida Roper

the Associated Press Top 25. The streak started with a 71-54 win at Alabama before returning home and posting a 82-61 victory over Georgia. UK won back-to-back road games to move to 5-2 in the league taking down LSU 55-42 and Auburn 64-60, before a 89-57 rout of Ole Miss at home.

During the win streak, Kentucky averaged 72.2 points per game and limited opponents to just 54.8 points per game. UK shot 49.3 percent from the field, outrebounded teams by 9.2 rebounds per game. The Wildcats had 23 more assists than opposing teams during the streak. Opponents hit just 36.9 percent from the field during the streak. UK continued its strong defense by holding all five opponents to under 40-percent shooting from the field for the first time since the 2011-2012 season.

CATS RANK HIGH IN LATEST NCAA RPI

The Kentucky women's basketball team has ranked inside the top 25 of the latest NCAA RPI report all season long, currently sitting No. 15 overall in the latest report released Tuesday. The Wildcats also have the fifth-toughest schedule in the nation according to the latest report having played 10 games against teams ranked inside the RPI top 50. The Wildcats have five wins against top 50 RPI teams with wins over #18 Oklahoma, #22 Miami (Fla.), #23 Auburn, #25 LSU and #33 Missouri. Five of Kentucky's six losses have come against teams ranked top 30 in the latest NCAA RPI report.

EPPS COMES UP BIG IN BIG GAMES

Last season against teams either ranked or receiving votes in the national listings, Makayla Epps shined. The guard averaged 19.2 points and 4.8 rebounds in those games, hitting .493 from the field with 54 assists and 13 steals. That trend has continued this season. In Kentucky's five games against ranked opponents (Miami (Fla.), Oklahoma, Louisville, Arizona State, Duke) Epps is averaging 21.4 points, 6.4 rebounds, hitting .513 (41-for-80) from the field with 20 assists and 12 steals.

Epps had 29 points with five assists and three steals against No. 14 Miami (Fla.) in the season opener. Epps had just seven points in the first half before 22 in the final 20 minutes, including 18 in the fourth quarter. The senior flipped that script against Oklahoma with 14 points in the first quarter to set the tone, ending the game with 30 points and five assists. Against Louisville, Epps scored a team-high 22 points with a career-high 16 rebounds and six assists. Epps did not score in the first half vs. ASU, but had 14 in the second and added 12 points, three rebounds and two assists vs. Duke.

EPPS JOINING ELITE COMPANY

Makayla Epps is starting to join elite company as one of the best guards in program history. Currently, Epps has 1,574 career points and 373 career assists, which rank top 10 in both categories on UK's career lists. Epps is one of only two players in program history to rank top 10 in points and assists in program history, joining All-American A'dia Mathies.

Epps is 24 points away from tying Pam Browning for sixth all-time in program history in scoring. The native of Lebanon, Ky., needs 27 points to move into the top-five in program history in scoring.

AKHATOR CONTINUES DOUBLE-DOUBLE PACE

There is only one jersey retired in Kentucky women's basketball history and that is of All-American Valerie Still, who had 66 double-doubles in her playing time at Kentucky. And although Evelyn Akhator will not reach her, all other former players on the career double-doubles top-five list better take note of the senior post player. Akhator currently has 25 double-doubles to rank fourth in program history in career double-doubles.

DOUBLE-DOUBLES

MAKAYLA EPPS: 4 CAREER (1 SEASON)

2016-17 (1)
22 pts - 16 rebs - at Louisville, 12-4-16
2015-16 (1)
21 pts - 11 rebs - 12 ast vs. Morehead St., 11-18-15
2014-15 (2)
29 pts - 10 rebs vs. Oklahoma, 11-19-14
18 pts - 10 rebs vs. Missouri, 1-25-15

EVELYN AKHATOR: 25 CAREER (12 SEASON)

2016-17 (12)
18 pts - 10 rebounds vs. Miami (Fla.), 11-11-16
28 pts - 13 rebounds vs. Albany, 11-2-16
17 pts - 11 rebounds vs. New Hampshire, 11-17-16
12 pts - 14 rebounds at Colorado, 11-19-16
15 pts - 13 rebounds vs. Samford, 11-27-16
13 pts - 12 rebounds vs. Middle Tenn., 12-9-16
19 pts - 13 rebounds vs. Washington St., 12-21-16
11 pts - 10 rebounds at Tennessee, 1-1-17
29 pts - 15 rebounds at Alabama, 1-12-17
24 pts - 16 rebounds vs. Georgia, 1-15-17
20 pts - 11 rebounds at LSU, 1-19-17
28 pts - 13 rebounds vs. Ole Miss, 1-26-17
2015-16 (13)
12 pts - 16 rebounds vs. Morehead State, 11-18-15
16 pts - 17 rebounds vs. Rice, 11-13-15
20 pts - 13 rebounds vs. Jackson State, 11-29-15
14 pts - 13 rebounds vs. Tennessee State, 12-28-15
12 pts - 11 rebounds at Auburn, 1-3-16
10 pts - 10 rebounds at Georgia, 1-10-16
12 pts - 10 rebounds vs. Auburn, 1-17-16
14 pts - 10 rebounds at Florida, 1-31-16
14 pts - 11 rebounds vs. Arkansas, 2-21-16
15 pts - 18 rebounds at Texas A&M, 2-28-16
15 pts - 11 rebounds vs. LSU, 3-3-16
21 pts - 11 rebounds vs. Florida, 3-4-16
10 pts - 14 rebounds vs. Washington, 3-25-16

TAYLOR MURRAY: 2 CAREER (2 SEASON)

2016-17 (2)
11 pts - 13 rebounds at LSU, 1-19-17
18 pts - 13 rebounds at Missouri, 1-30-17

CAREER 20-POINT GAMES

Makayla Epps		27
20	vs. Illinois	11/27/14
29	vs. Oklahoma	11/28/14
20	vs. Florida	01/15/15
23	vs. Tennessee	01/29/15
42	vs. Mississippi State	02/12/15
31	vs. Mississippi State	03/06/15
29	vs. Dayton	03/21/15
20	at Arizona State	11/15/15
21	vs. Morehead State	11/18/15
21	vs. Eastern Michigan	11/25/15
24	vs. Louisville	12/10/15
20	at Auburn	1/3/16
22	at Ole Miss	1/21/16
23	vs. Tennessee	1/25/16
25	vs. Vanderbilt	1/28/16
27	at Florida	1/31/16
22	vs. Florida	3/4/16
24	vs. UNC Asheville	3/19/16
30	vs. Washington	3/25/16
29	vs. Miami (Fla.)	11/11/16
20	vs. Samford	11/27/16
30	vs. Oklahoma	12/1/16
22	at Louisville	12/4/16
20	vs. Washington St.	12/21/16
20	vs. Texas A&M	1/8/17
20	vs. Ole Miss	1/27/17
20	at Missouri	1/30/17

Evelyn Akhator		7
20	vs. Jackson State	11/29/15
28	vs. Albany	11/12/16
20	vs. Texas A&M	1/8/17
29	at Alabama	1/12/17
24	vs. Georgia	1/15/17
20	at LSU	1/17/17
28	vs. Ole Miss	1/27/17

Makenzie Cann		1
20	vs. New Hampshire	11/17/16

Taylor Murray		2
21	at Louisville	12/4/16
23	at Tennessee	1/1/17

Maci Morris		1
29	vs. Arizona State	12/11/16

MATTHEW MITCHELL ERA

(2007-Present)

	Total
Home Games.....	143-26
Memorial Coliseum.....	137-20
Rupp Arena.....	6-7
Road Games.....	63-48
Neutral Sites.....	32-18
SEC Games.....	97-52
Home.....	56-17
Road.....	41-35
Regular season, non-conference.....	98-26
Home.....	74-7
Road.....	22-16
Neutral.....	6-3
vs. ranked teams in non-conference.....	12-13
SEC Tournament.....	14-9
NCAA Tournament.....	15-7
WNIT.....	3-2
Leading or tied at halftime.....	189-25
Trailing at halftime.....	45-71
Shoot 50 percent or higher.....	36-2
Shoot less than 50 percent.....	196-92
Shoot higher percentage than opp.....	171-15
Shoot lower percentage than opp.....	60-79
Shooting same percentage as opp.....	2-1
Opp. shoots worse than 50 percent.....	221-67
Opp. shoots 50 percent or higher.....	7-29
Score fewer than 60 points.....	19-39
Score 60 or more points.....	209-53
Score 70 or more points.....	153-21
Score 80 or more points.....	91-4
Score 90 or more points.....	39-1
Score 100 or more points.....	16-0
Opp. scores 30 or fewer points.....	2-0
Opp. scores 40 or fewer points.....	16-0
Opp. scores 50 or fewer points.....	53-1
Opp. scores 60 or fewer points.....	131-11
Opp. scores 70 or fewer points.....	198-36
Opp. scores 80 or fewer points.....	219-68
Opp. scores 60 or more points.....	98-69
Opp. scores 70 or more points.....	30-50
Opp. scores 80 or more points.....	5-24
Opp. scores 90 or more points.....	2-7
Outrebounds or same as opponent.....	159-36
Outrebounded by opponent.....	73-59
Commits fewer turnovers than opp.....	188-51
Commits same turnovers as opp.....	3-6
Commits more turnovers than opp.....	42-39
Force 30 or more turnovers.....	30-1
Makes 6 or more 3-pointers.....	114-20
Makes 5 or fewer 3-pointers.....	117-11
Game decided by 10 pts or fewer.....	89-58
Game decided by 1-5 pts.....	44-25
Game decided by 11-15 pts.....	37-15
Game decided by 16+ pts.....	104-15
Overtime games.....	9-4
Televised games.....	146-66
Games vs. ranked opponents.....	46-49
Games vs. top 10 ranked opponents.....	15-28
Games following a loss.....	63-22
Games following a win.....	160-73
More points in the paint than opp.....	171-26
Fewer points in the paint than opp.....	54-60
Same points in the paint than opp.....	7-10
More bench points than opp.....	175-43
Fewer bench points than opp.....	55-52
Same bench points as opp.....	3-1
More 2nd-chance points than opp.....	155-48
Fewer 2nd-chance points than opp.....	60-40
Same 2nd-chance points as opp.....	18-8
On Monday.....	11-8
On Tuesday.....	10-5
On Wednesday.....	15-2
On Thursday.....	56-30
On Friday.....	32-5
On Saturday.....	24-11
On Sunday.....	84-35
In November.....	54-8
In December.....	45-16
In January.....	59-28
In February.....	40-26
In March.....	36-18
In April.....	0-1

STARTING LINEUP RECORDS

Team	F	C/G	G	G	G	Result
Miami (Fla.)	Akhator	Rice	Morris	Epps	Murray	W, 82-66
Albany	Akhator	Rice	Morris	Epps	Murray	W, 70-46
N. Hamp.	Akhator	Rice	Morris	Epps	Murray	W, 92-43
Colorado	Akhator	Rice	Morris	Epps	Murray	L, 79-69
MSU	Akhator	Rice	Morris	Epps	Murray	W, 74-47
Samford	Akhator	Rice	Morris	Epps	Murray	W, 80-57
Oklahoma	Akhator	Rice	Morris	Epps	Murray	W, 82-68
UofL	Akhator	Cann	Morris	Epps	Murray	L, 69-67ot
MTSU	Akhator	Cann	Morris	Epps	Murray	W, 61-48
Arizona St.	Akhator	Cann	Morris	Epps	Murray	L, 73-71ot
Radford	Akhator	Rice	Morris	Epps	Roper	W, 59-36
Wash. St.	Akhator	Rice	Morris	Epps	Roper	W, 69-67
Duke	Akhator	Rice	Morris	Epps	Murray	L, 69-54
Tennessee	Akhator	Rice	Morris	Epps	Murray	L, 72-65
Mizzou	Akhator	Rice	Morris	Epps	Murray	W, 64-62
TAMU	Akhator	Rice	Morris	Epps	Murray	L, 77-68
Alabama	Akhator	Rice	Morris	Epps	Murray	W, 71-54
Georgia	Akhator	Rice	Morris	Epps	Murray	W, 82-61
LSU	Akhator	Rice	Morris	Epps	Murray	W, 55-42
Auburn	Akhator	Rice	Morris	Epps	Murray	W, 64-60
Ole Miss	Akhator	Rice	Morris	Epps	Murray	W, 89-57
Mizzou	Akhator	Rice	Morris	Epps	Murray	L, 73-67
USC						
Vandy						
Georgia						
Arkansas						
Florida						
Miss. St.						
USC						

Record by Lineups:

1.	Akhator	Rice	Morris	Epps	Murray	12-5
2.	Akhator	Cann	Morris	Epps	Murray	1-1
3.	Akhator	Rice	Morris	Epps	Roper	2-0

bold indicates last starting lineup used

She needs six more to tie Victoria Dunlap for third all-time with 31. Akhator's 25 career double-doubles are the most in program history for a two-year player (20 - Samarie Walker (2012-14)). Akhator's 13 double-doubles last season rank as the fourth most in a single season in program history, while her 12 this season are tied for the fifth most. A complete breakdown of the all-time double-doubles list and single-season list can be found on page 10.

Akhator is a rebounding machine with over 27.8% of the team's total rebounds this season. Akhator has 30.6% of the team's offensive rebounds. Akhator ranks top 20 nationally and top three in the SEC in total rebounds and rebounds per game and sits 13th nationally and third in the league in field-goal percentage. She is a three-time SEC Player of the Week honoree. She has recorded 10 or more rebounds in 14 games and has scored in double figures in 17 games.

During SEC play, Akhator scored 20+ points and 10+ rebounds in three straight games becoming only the third player in program history to accomplish that feat and the first since Leslie Nichols in 1984. She joins Valerie Still as the only player in school history to post 24+ points and 15+ rebounds in consecutive games in the same season.

AKHATOR POWERING UK'S CONFIDENCE

Having lost three of its previous four games, the Kentucky women's basketball team needed a shot of confidence to get back on track. They found it in

senior post Evelyn Akhator, who had a career game at Alabama with 29 points, 15 rebounds and three assists. Akhator went 12-of-14 from the field in the game, which tied the third best shooting performance in a single game in school history (min. 14 attempts) (85.7%) and the best since Karen Mosley vs. National College on Feb. 22, 1984 (86.7%). Akhator's 29 points were the most by a UK player in an SEC road game in the Matthew Mitchell era.

Akhator followed that performance with 24 points, 16 rebounds, two blocks and two steals against Georgia. For her efforts, Akhator was named the SEC Player of the Week for the third time this season. She is one of only two players to earn that award three or more times this year.

Fellow senior Makayla Epps scored 16 points vs. Alabama and 13 vs. Georgia. After the Alabama game, Epps said Akhator's performance was exactly what UK needed.

"To see Evelyn come out here and have a huge game like this: Huge confidence boost for her and huge confidence boost for the team," said Epps. "We were mobbing her after the game. Real excited for her."

NO SOPHOMORE SLUMP FOR MURRAY

There is a saying in college sports of players having "sophomore slumps" where they struggle to perform their second year in college the way they did as a freshman. That is not the case for Kentucky sophomore guard Taylor Murray, who is playing

TOP-10 HOME GAMES ATTENDANCES (! INCLUDES RUPP ARENA)

1.	23,705	Duke !	12/22/13
2.	22,075	Baylor !	11/17/14
3.	18,488	DePaul !	12/07/12
4.	17,150	Duke !	12/20/15
5.	14,508	Duke !	12/08/11
6.	14,425	Louisville !	12/10/15
7.	13,689	Tennessee !	01/26/06
8.	13,225	Arizona State !	12/11/16
9.	10,622	Old Dominion	02/05/83
10.	10,390	Rutgers !	01/12/80

TOP-10 MEMORIAL COLISEUM ATTENDANCES

1.	10,622	Old Dominion	02/06/83
2.	8,429	Tennessee	01/29/04
3.	8,223	Auburn	02/18/83
4.	8,200	Tennessee	02/09/83
5.	8,130	Tennessee	01/23/00
6.	7,965	Tennessee	03/03/13
7.	7,963	Louisville	12/11/13
8.	7,961	Tennessee	01/12/12
9.	7,951	Louisville	12/04/11
10.	7,888	Florida	01/22/12

HOME COURT WINNING STREAKS (INCLUDES RUPP ARENA)

	Games	Began	Ended
1.	34	Feb. 13, 2011	Feb. 3, 2013
2.	30	Feb. 12, 1980	Jan. 31, 1982
3.	25	March 19, 2009	Jan. 9, 2010
4.	19	Feb. 23, 1982	Feb. 9, 1983
5.	14	Jan. 31, 1990	Jan. 27, 1991
6.	13	Jan. 30, 1984	Jan. 13, 1985
	13	March 2, 2014	Jan. 29, 2015
8.	11	Feb. 7, 1987	Jan. 7, 1988
	11	Feb. 10, 1979	Feb. 2, 1980
10.	10	Nov. 19, 2004	Jan. 27, 2005

KENTUCKY ATTENDANCE AVERAGES LAST 13 YEARS

Year	Total	(Games) Rank	Avg. PG
2003-04	72,533	(14 games) 16th	5,182
2004-05	90,663	(19 games) 20th	4,772
2005-06	77,411	(15 games) 20th	5,161
2006-07	87,943	(15 games) 13th	5,863
2007-08	85,769	(18 games) 23rd	4,756
2008-09	75,194	(17 games) 21st	4,423
2009-10	95,615	(17 games) 14th	5,624
2010-11	95,453	(15 games) 11th	6,364
2011-12	113,068	(18 games) 13th	6,282
2012-13	104,447	(17 games) 11th	6,144
2013-14	121,089*	(18 games) 9th	6,727*
2014-15	108,436	(17 games) 8th	6,379
2015-16	116,164	(18 games) TBD	6,454

* - SCHOOL RECORD



Memorial Coliseum (8,000)

- The Cats own a 427-148 (.742) mark in Memorial Coliseum, including a 137-20 (.872) record under Coach Matthew Mitchell.
- The Cats are 121-14 (.896) at home over the last eight seasons (including seven games in Rupp Arena).
- The Cats have ranked in the top 25 nationally, and in the SEC's top four, in average attendance 13 straight seasons. UK ranked eighth nationally in average attendance with 6,454 fans per game, its third straight season in the top 10 and the second highest in program history.
- UK's 13-game home winning streak (the sixth-longest in school history) was snapped on Jan. 29, 2015 vs. Tennessee.



Rupp Arena (23,000)

- The Cats are 25-15 all-time in Rupp Arena (.625), including a 6-7 mark under Matthew Mitchell. (NOTE: UK's game against Washington in the 2016 Sweet 16 did not count as a home game, but does count in UK's record in the all-time building.)
- The second-highest attendance mark in school history was set on Nov. 17, 2014 when 22,075 fans witnessed UK's upset of No. 8/9 Baylor, 74-64.
- For the first time since the women's basketball Final Four in 1986, Rupp Arena and the University of Kentucky have been selected to host the NCAA regional tournament in 2016, 2017 and 2018 for women's basketball.
- Kentucky will only play one game in Rupp Arena this season, squaring off against Arizona State.

2015-16 NATIONAL AVERAGE ATTENDANCE

Team	Total	Avg	Games	
1.	So. Carolina	244,196	14,364	17
2.	Tennessee	177,004	10,412	17
3.	Iowa State	147,493	9,833	15
4.	Louisville	152,049	9,503	16
5.	UCONN	133,806	8,920	15
6.	Notre Dame	134,991	8,437	16
7.	Michigan St.	98,418	6,561	15
8.	Kentucky	116,164	6,454	18
9.	Baylor	125,666	6,283	20
10.	Purdue	100,047	6,253	16

2015-16 NATIONAL TOTAL ATTENDANCE

Team	Total	Avg	Games	
1.	So. Carolina	244,196	14,364	17
2.	Tennessee	177,004	10,412	17
4.	Louisville	152,049	9,503	16
3.	Iowa State	147,493	9,833	15
6.	Notre Dame	134,991	8,437	16
5.	UCONN	133,806	8,920	15
9.	Baylor	125,666	6,283	20
8.	Kentucky	116,164	6,454	18
7.	Nebraska	102,682	5,404	19
10.	Purdue	100,047	6,253	16

MITCHELL TOP 10 SEC WINS

Kentucky women's basketball head coach Matthew Mitchell has had a great tenure with the Wildcats and earned 97 career wins in Southeastern Conference play. That win total ranks him second amongst active coaches in the league in career SEC head coaching wins and 10th all-time. An updated career win list is below.

1. 306 - Pat Summitt, Tennessee
 2. 273 - Andy Landers, Georgia
 3. 141 - Van Chancellor, Ole Miss/LSU
(100 - Ole Miss / 41 - LSU)
 4. 139 - Joe Ciampi, Auburn
 5. 132 - Sue Gunter, LSU
 6. 120 - Sharon Fanning, Kentucky/Miss. State
(29 - Kentucky / 96 - Mississippi State)
 7. 115 - Melanie Balcomb, Vanderbilt
 8. 113 - Carol Ross, Florida/Ole Miss
(84 - Florida / 29 - Ole Miss)
 9. 104 - Gary Blair, A&M/Arkansas*
(48 - A&M / 54 - Arkansas)
 - 10. 97 - MATTHEW MITCHELL, KENTUCKY***
 11. 96 - Rick Moody, Alabama
 12. 91 - Dawn Staley, South Carolina*
- * denotes active coach

great basketball for the Wildcats this season.

Last season, Murray averaged 6.8 points and 2.7 rebounds per game with 73 assists and 56 steals. So far this season, Murray is averaging 12.8 points and 5.5 rebounds per game. Last year, Murray scored in double figures 10 times, while she has already scored in double figures 12 times this season, including a career-high 23 points at Tennessee. She has had two double-doubles this season with 11 points and 13 rebounds against LSU before 18 points and 13 rebounds at Missouri. Both rebounding marks were career highs. Murray has been really hitting the glass for a guard her size with five or more rebounds in nine games this season. Against Ole Miss, Murray had a career-high eight assists.

Murray missed the Radford and Washington State games due to a left-hand injury sustained in UK's loss to Arizona State. She returned against Duke and paced Kentucky with 18 points, four rebounds and one assist in 37 minutes before her career outing at Tennessee. Murray had a great game against Georgia with 14 points, three rebounds, three assists and a steal. She had 14 points, five assists and no turnovers against Auburn, who leads the league in turnovers forced.

CANN, MORRIS LEADING UK FROM OUTSIDE

Janee Thompson led Kentucky with 56 made 3-pointers last season and replacing that production was a question mark heading into the 2016-17 season. Sophomore guard Maci Morris - who hit 49 3s last season at a .392 clip - and junior transfer Makenzie Cann have led UK in that category all season long. Morris is 39-for-116 (.336) from 3 this season, while Cann is 32-for-99 (.323). Jessica Hardin is 11-of-29 from 3 for a .379 clip.

Morris had a career game in Kentucky's loss at Arizona State, scoring 29 points with three assists. She also led Kentucky against Auburn, scoring a team-high 18 points with a career-high eight rebounds. She hit four 3s in the game, the most by any UK player in a SEC road game since Jennifer O'Neill in 2014. Cann scored a career-best 20 points against New Hampshire, going 6-of-8 from 3 with five rebounds and four assists.

MITCHELL CALLS JESSICA HARDIN A "GODSEND"

Matthew Mitchell has not shied away on his feelings about senior Bellarmine transfer Jessica Hardin. The guard, who is a senior but has one year of eligibility left following the 2016-17 season if she chooses, started her college career at Division II Bellarmine before transferring to UK academically. The native of Monticello, Ky., played intramural basketball for several years before trying out for the team this summer and being awarded a scholarship. Hardin has played in 13 games, averaging 13.8 minutes per game with 3.5 points per game. She is shooting 11-of-29 from 3 and 14-of-45 overall. Hardin has missed each of UK's first nine SEC games as she continues to go through concussion protocol. Mitchell calls Hardin, who came into the program at a time of upheaval, a "Godsend".

RICE PROVIDING LEADERSHIP FOR YOUNG CATS

With six players playing in their first career UK games this season, leadership is a critical component for Kentucky's success and that comes in the form of junior Alyssa Rice. Rice was the team's representative on the Student Athlete Advisory Committee and was selected by her peers in the league as vice chair of the SEC Women's Basketball Leadership Council. The junior has played in all 22 games with 19 starts, averaging 21.6 minutes, 4.6 rebounds and 3.7 points per game this season.

"She has just improved in every aspect that you could think of," Mitchell said this preseason. "She comes out with a great attitude and an attitude of leadership every day. She has been very vocal when I have asked for that and she gets more consistent with that all the time. She has really worked hard this summer to prepare herself to have a great junior season and I couldn't be happier with where she is right now."

ROPER FITTING RIGHT IN FROM THE START

Watch the Kentucky women's basketball team huddle together right before time expires on the 60-minute pregame clock and you will see freshman guard Jaida Roper in the middle of the huddle getting her teammates pumped up for the game. That is just how the fiery guard operates, never shy and always looking to encourage her teammates. That mentality has spilled over to her development on the court as well.

The native of Memphis, Tenn., has played in 21 games this season with two starts. Her best outing came against Middle Tennessee with 18 minutes played, scoring a career-high seven points with a career-high three rebounds and three assists. The 18 minutes were huge for UK in the game as All-American candidate Makayla Epps went out with two fouls in the first quarter.

Roper started her first game against Radford and played 25 minutes with two points, four assists and two steals. Roper had five points against Missouri, including hitting her first career 3-pointer.

Roper gave UK 24 minutes against Georgia with seven points, four assists, two rebounds and just one turnover. Against Ole Miss, Roper scored seven points with five assists. In her last six games, Roper has scored 28 points with 12 assists is 6-of-6 from the free throw line.

SECOND QUARTER POWERS CATS PAST MIZZOU

After its second lowest scoring performance in a quarter all season with eight points in the first quarter against Mizzou, UK's offense exploded with 26 points in the second quarter to take control of the game against the Tigers. UK went 9-of-14 from the field in the second quarter, including 6-of-8 from 3.

MITCHELL IN THE SEC

SEC Record Under Mitchell: 97-52 (.651)

Home: 56-18 Away: 41-34

SEC Standings in the Mitchell Era:

2008: 4th (8-6) 4-3 (H) - 4-3 (A)
2009: 10th (5-9) 3-4 (H) - 2-5 (A)
2010: 2nd (11-5) 8-0 (H) - 3-5 (A)
2011: 2nd (11-5) 6-2 (H) - 5-3 (A)
2012: 1st (13-3) 8-0 (H) - 5-3 (A)
2013: 2nd (13-3) 7-1 (H) - 6-2 (A)
2014: 4th (10-6) 5-3 (H) - 5-3 (A)
2015: 4th (10-6) 6-2 (H) - 4-4 (A)
2016: 4th (10-6) 6-2 (H) - 4-4 (A)
2017: 3rd (6-3) 3-1 (H) - 3-2 (A)

SEC Championships: 2012

SEC Coach of the Year: 2010, 2012

SEC Player of the Year:

Victoria Dunlap: 2010 and 2011
A'dia Mathies: 2012 and 2013

SEC Freshman of the Year:

A'dia Mathies: 2010
Bria Goss: 2012

SEC Defensive Player of the Year:

Victoria Dunlap: 2011

SEC 6th Woman of the Year:

Keyla Snowden: 2012 (Co-player)
Jen O'Neill: 2015 and 2014 (Co-player)

All-SEC First Team Members:

Victoria Dunlap: 2010 and 2011
A'dia Mathies: 2012 and 2013
DeNesha Stallworth: 2013
Makayla Epps: 2015 and 2016

All-SEC Second Team Members:

Sarah Elliott: 2008
Samantha Mahoney: 2008
Victoria Dunlap: 2009
A'dia Mathies: 2010
Samarie Walker: 2013
Jennifer O'Neill: 2014
DeNesha Stallworth: 2014
Linnae Harper: 2015
Janee Thompson: 2016
Evelyn Akhator: 2016

All-SEC Freshman Team:

Victoria Dunlap: 2008
Amber Smith: 2008
A'dia Mathies: 2010
Bernisha Pinkett: 2011
Bria Goss: 2012
Linnae Harper: 2014
Alexis Jennings: 2015
Maci Morris: 2016

SEC All-Defensive Team:

Victoria Dunlap: 2010 and 2011
A'dia Mathies: 2011 and 2012
Linnae Harper: 2015

2016-17 HONORS

Makayla Epps

- Nancy Lieberman Award Watch List
- College Sports Madness Preseason All-America First Team
- The Sporting News Preseason All-America First Team
- Athlon Sports Preseason All-America Second Team
- Preseason All-SEC by league media/coaches
- Naismith Trophy Top 50 Watch List
- Wade Trophy Watch List
- SEC Player of the Week by league office (12/6)
- John R. Wooden Award Preseason Top 30
- John R. Wooden Award Midseason Top 25

Evelyn Akhator

- The Sporting News Preseason All-America Third Team
- SEC Player of the Week by league office (11/15)
- SEC Player of the Week by league office (12/27)
- SEC Player of the Week by CollegeSportsMadness.com (12/27)
- National Player of the Week by CollegeSportsMadness.com (11/14)
- Naismith Trophy Top 50 Watch List
- Candidate for Senior CLASS Award (1/6/17)
- SEC Player of the Week (1/17/17)

COMEBACK CATS

The Cats are 89-58 (.605) in "close games" (games decided by 10 points or fewer) under Matthew Mitchell, including 3-5 this season.

BIGGEST COMEBACKS

1. -19 Miami (Ohio), 53-34, 16:27 in second half, (won, 77-71) 11/21/00
2. -18 Miami (Ohio), 14:35 in second half, (won, 108-102, OT) 12/21/02
- 18 MTSU, 31-13, 3:54 in first half (also down 46-29, 14:29 in 2nd half) (won, 68-66) 1/8/89
4. -17 Oregon State, 38-21, 2:29 in first half (won 73-70) 11/25/04
- 17 WKU, 30-47, 17:09 in second half, (won 76-63) 12/22/03
- 17 Villanova, 19-2, 11:52 in first half (won 63-54) 12/29/96
7. -16 Louisville, 32-16, 6:44 in first half (won 77-68) 12/7/14
- 16 South Carolina, 30-46 in second half, (won, 78-74) 2/14/13
- 16 Vanderbilt, 53-37, 11:19 in second half (won, 74-68) 1/6/89
- 16 Ole Miss, 24-8, 6:51 in first half (won, 69-61) 2/8/07
11. -15 Mississippi State, 54-39, 15:18 in second half (won, 76-67) 3/6/15
12. -14 Baylor, 40-26, 18:31 in the second half (won, 74-64) 11/17/14
- 14 Louisville, 21-7, 11:16 in first half (won 69-64) 12/1/13
- 14 Louisville, 35-21, 15:08 in second half (won, 48-47) 2/2/12
- 14 Florida, 20-6, 12:46 in first half (won, 71-67) 3/2/12
- 14 Mississippi St., 40-26, 18:52 in second half, (won, 76-65) 3/6/10
- 14 Xavier, 40-26, 18:49 in second half (won, 67-62) 3/24/05
- 14 Toledo, 32-18, 5:43 in second half (won, 85-76) 3/24/90
- 14 Auburn, 22-8, 8:36 in first half (won 91-90 2OT) 2/2/86

BIGGEST COMEBACKS IN THE MITCHELL ERA

1. -16 Louisville, 32-16, 6:44 in first half (won 77-68) 12/7/14
- 16 South Carolina, 30-46 in second half, (won, 78-74) 2/14/13
3. -15 Mississippi State, 54-39, 15:18 in second half (won, 76-67) 3/6/15
4. -14 Baylor, 40-26, 18:31 in the second half (won, 74-64) 11/17/14
- 14 Louisville, 21-7, 11:16 in first half (won 69-64) 12/1/13
- 14 Louisville, 35-21, 15:08 in second half, (won, 48-47) 12/2/12
- 14 Florida, 20-6, 12:46 in first half, (won, 71-67) 3/2/12
- 14 Mississippi St., 40-26, 18:52 in second half, (won, 76-65) 3/6/10
9. -13 Auburn, 25-12, 9:52 in first half, (won, 73-71) 1/19/14
- 10. -12 Arizona State, 37-25, 5:01 in second half, (won, 68-64) 11/15/15**
- 12 Cincinnati, 18-6, 13:18 in first half, (won, 58-55) 11/17/08
11. -11 Middle Tenn., 52-41, 15:41 in second half, (won 81-72) 12/29/10
- 11 Ole Miss, 36-25, 00:27 in first half, (won 74-68) 1/27/11
- 11 Middle Tenn., 23-12, 9:54 in first half (won, 68-66 OT) 3/21/08
- 11 Arkansas, 30-19 in first half (won, 80-74 OT) 2/7/13
- 11 DePaul, 21-10 in first half (won, 96-85) 12/12/13

The Wildcats held the Tigers to 2-of-12 from the field in the second quarter with both those shots being 3-pointers.

Including a buzzer-beating 3 from Epps to end the first quarter, UK took control of the game because of a 29-3 run between the first and second quarters. The Wildcats hit nine 3s in the game, which was its second most in a game this season. In all, six UK players hit 3s in the game: Maci Morris (2-3), Taylor Murray (2-2), Makayla Epps (2-4), Paige Poffenberger (1-2), Makenzie Cann (1-5), Jaida Roper (1-3).

EPPS NAMED SEC PLAYER OF THE WEEK (12/6)

After scoring 52 points with 19 rebounds and 11 assists combined against two top-15 teams in Oklahoma and Louisville, Makayla Epps was named the SEC Player of the Week on Dec. 6. It was the first weekly honor of the season for Epps, who has been named SEC Player of the Week by the league office three times in her career.

The senior guard started the week with a season-best 30 points against the Sooners, including 14 points in the first quarter. Epps, who was 12-of-19 from the field against Oklahoma, added five assists, two steals and a block in Kentucky's 82-68 victory.

The native of Lebanon, Ky., played well in Kentucky's nail-biting overtime loss to No. 7 Louisville. Epps scored 22 points, adding a career-high 16 rebounds with six assists and three steals in a career-high 45 minutes played against the in-state rival. Overall on the week, Epps shot at a .526 clip with 52 points, 19 rebounds, 11 assists, one block and five steals.

EPPS GOES FOR 30 IN SEC/BIG 12 CHALLENGE WIN OVER #12 OKLAHOMA

Makayla Epps scored a season-high 30 points in an 82-68 win over #12 Oklahoma. Epps scored 14 of her 30 points in the first quarter alone. The win for UK was its second over an AP top-20 team this season, as UK won its third game over Oklahoma in as many seasons. The Wildcats played much of the game without a post presence, including going with a five-guard lineup due to foul

trouble for a majority of the second quarter and Epps playing inside for the first time all season.

The Wildcats trailed 39-37 at the half, and came back to win marking the first time UK has won a game after trailing at halftime since UK was trailing Tennessee, 35-28 at halftime on Jan. 25, 2016 in Memorial Coliseum and came back to win.

REBOUNDING CONTINUES TO IMPROVE

Kentucky was out-rebounded by nine rebounds in its loss at Louisville and head coach Matthew Mitchell said following that the Wildcats would get that corrected. UK responded in its next game against Middle Tennessee. The Blue Raiders entered the game with a +4.0 rebounding margin, but UK doubled up MT on the glass for a 44-22 advantage. The +22 margin was Kentucky's largest of the season. However, UK regressed against highly ranked Arizona State with the Sun Devils outrebounding UK 41-32, including 14-7 on the offensive glass. But another week of practice on rebounding turned the tables again as UK had a +8 rebounding margin against a much bigger Radford team that entered the game with a +7.9 rebounding margin. UK also won the battle on the glass at Duke. Against Alabama, the Tide entered the game with a +9.9 rebounding margin, but the Wildcats won the battle of the boards 37-33. UK followed that performance by outrebounding Georgia, 38-28, including 12 offensive rebounds for 16 second-chance points. The rebounding improvement continued against LSU as the Wildcats outrebounded the Tigers 45-30 and outscored LSU 40-22 in points in the paint. On the season, UK has a +3.4 rebounding margin, while it has a +8.0 rebounding margin in its last five games.

COLORADO LOSS GAVE UK COACHES A 'GIFT'

Following its first loss of the season at Colorado, Kentucky head coach Matthew Mitchell did not get down on his team or discouraged. Instead, he saw the loss as a positive, saying the loss will be a great "gift" for his team.

"Colorado really gave us a great gift tonight by playing hard," Mitchell said.

RECORD BOOK WATCH ...

"We wanted to come out and play what we thought would be a real tough Colorado team, to see where our team is at this point of the season. It was a great game for us to learn. They really, really played hard, gave great effort and out-hustled us tonight. So it was a good lesson for us, if we don't hustle more than our opponents we get in these kind of positions."

BALANCED EFFORT LEADS UK PAST NEW HAMPSHIRE

Kentucky earned its third win of the season with a 92-43 victory over New Hampshire. The Wildcats had a balanced performance in the game.

Offensively, Kentucky scored a season-best 92 points and hit 52.2% from the field, including 48% from long distance. Kentucky had 22 assists in the game, the most in a game since November of last season, scored 38 points in the paint and 22 points off turnovers. UK only had five turnovers in the game, which was its fewest since March of 2015 against Dayton.

Six Wildcats were in double figures in the game paced by junior Makenzie Cann, who had a career-high 20 points with four assists and five rebounds. Junior Evelyn Akhator had another double-double with 17 points and 11 rebounds, while Alyssa Rice, Maci Morris, Makayla Epps and Jessica Hardin each had 10 or more points. Cann is the first UK player with six or more 3s in a game since A'dia Mathies in 2013.

Defensively, the Wildcats limited New Hampshire to 24.2% from the field, including 28.6% from 3. UNH scored only 20 points in the first half, including only nine points in the first and third quarters. New Hampshire scored only 43 points in the game, which at the time was a season low for a UK opponent.

WILDCATS REIGN IN KENTUCKY CLASSIC

Kentucky opened its 2016-17 season in style by defeating then-No. 14 Miami (Fla.) 82-66 and Albany - who went to the NCAA Tournament second round last season and returned three starters - 70-46 as part of the three-team Kentucky Classic at Memorial Coliseum (Nov. 11-13). It marked the first time that Kentucky has won each of their first two games of a season by at least 16 points since 2011-2012.

Senior post Evelyn Akhator led Kentucky by averaging 23.0 points and 11.5 rebounds per game, while fellow senior Makayla Epps averaged 18.5 points per game with 11 assists and three steals. As a team, Kentucky shot .434 from the field in the event averaging 14.5 assists per game and +5 in rebounding margin.

SPECIALTY STATS GIVING UK THE EDGE

Kentucky's strong start could not have come without some impressive numbers in several key stats. Of note, Kentucky has shown its strength inside against in its last two games dominating the rebounding and points in the paint battle vs. Morehead State and Samford.

Below is a detailed look at how UK is winning the key battles in some specialty stats that normally determine the game:

Points in the Paint	UK 716, Opps. 544
Points off Turnovers	UK 360, Opps. 261
Fast Break Points	UK 128, Opps. 56

TOP TO BOTTOM SCORING

Heading into the season, some questioned Kentucky's depth with only five returning letterwinners from last year, but so far UK has shown that depth doesn't always mean experience.

10 With 11 eligible players on the team - including six that have played in their first career games this

EVELYN AKHATOR

Career Double-Doubles:

1. Valerie Still, 66
2. Leslie Nicholas, 35
3. Victoria Dunlap, 31
4. **Evelyn Akhator, 25**
5. Jocelyn Mills, 22
6. Kim Denkins, 20
Samarie Walker, 20

Single-Season Double-Doubles:

1. Valerie Still, 26 (1981-82)
2. Valerie Still, 20 (1980-81)
Valerie Still, 20 (1982-83)
4. **Evelyn Akhator, 13 (2015-16)**
5. **Evelyn Akhator, 12 (2016-17)**
Eleia Roddy, 12 (2008-09)
Leslie Nichols, 12 (1984-85)
Leslie Nichols, 12 (1983-84)

Career Rebounding Average (min. 50 games):

1. Valerie Still, 12.8
2. **Evelyn Akhator, 9.7**
3. Victoria Dunlap, 8.3
4. Samarie Walker, 8.1

MAKAYLA EPPS

Career Points:

1. Valerie Still, 2,763
2. A'dia Mathies, 2,014
3. Victoria Dunlap, 1,846
4. Leslie Nichols, 1,797
5. Samantha Mahoney, 1,601
6. Pam Browning, 1,598
7. **Makayla Epps, 1,574**
8. Sara Potts, 1,563
9. Sarah Elliott, 1,502
10. Elisabeth Lukschu, 1,488

Career Assists:

1. Patty Jo Hedges, 731
2. Sandy Harding, 706
3. Jodie Whitaker, 464
Lea Wise, 464
5. Stacey Reed, 442
6. Amber Smith, 425
7. Rita Adams, 400
8. Tracye Davis, 367
9. **Makayla Epps 373**
10. A'dia Mathies, 349

Career FGs Made:

1. Valerie Still, 1,118
2. Leslie Nichols, 757
3. A'dia Mathies, 712
4. Victoria Dunlap, 696
5. Sarah Elliott, 657
6. SeSe Helm, 590
7. **Makayla Epps, 589**
8. Elisabeth Lukschu, 586

Career FT Made:

1. Valerie Still, 527
2. Victoria Dunlap, 445
3. A'dia Mathies, 413
4. Bria Goss, 398
5. Tiffany Wait, 396
6. Sam Mahoney, 368
7. Kristi Cushenberry, 318
8. **Makayla Epps, 316**
Elisabeth Lukschu, 316

season - UK has shown it has a balanced scoring attack. Kentucky has had at least three players score in double figures in every game but two this season, while UK has had four or more players in double figures four times. Against, New Hampshire the Wildcats had six players in double figures.

So far this season, UK has played 11 players with seven scoring in double figures at least once. The Wildcats have four players averaging double figures this season. Kentucky has had five different players score 20 or more points in a game this season.

AKHATOR EARNS SEC PLAYER OF THE WEEK (3X)

A day after being named the National Player of the Week by CollegeSportsMadness.com, Evelyn Akhator was tabbed the Southeastern Conference Player of the Week by the league office (11/15). Akhator also earned SEC Player of the Week on Dec. 27 after her strong performance against Washington State. The honors were the second and third weekly honors by the league office during Akhator's career. The native of Lagos, Nigeria, was also named SEC Player of the Week last year on Feb. 29, 2016.

Akhator had a great start to her senior season in the opening weekend, posting 18 points with 10 rebounds and two blocks against No. 14 Miami (Fla.) in the season opener before a career-high 28 points

with 13 rebounds and four blocks against Albany. The senior was the first Kentucky player to record back-to-back double-doubles to start a season since Victoria Dunlap accomplished the feat in 2009-10.

Akhator's second honor came after her strong game vs. Washington State when she went 5-of-11 from the field and 9-of-12 from the free throw line to post 19 points. Akhator paced UK with 13 rebounds, earning her seventh double-double of the season and 20th of her career to move into the top five in program history in career double-doubles.

With the game tied under a minute to go, Akhator hit two clutch free throws to give Kentucky a 69-67 lead it would not relinquish. The senior also had one assist, one block and three steals in the game. Her 9-of-12 mark from the free throw line tied a career-high for free throws made.

Akhator also won the award after scoring 53 points with 31 rebounds combined against Alabama and Georgia.

EPPS ON NATIONAL PLAYER OF YEAR WATCH LISTS

Add another national player of the year watch list to Makayla Epps' résumé as the senior guard has been named to the John R. Wooden Award® Women's Midseason Top 25, which annually honors the most outstanding women's college basketball

UK IN THE SEC/NCAA STATS

Team (as of Jan. 31, 2017)			
Category	NCAA	SEC	Stat
Ast/TO Ratio	64	4	1.05
Assists	143	11	287
Assists/game	189	12	13.0
Blocks	234	11	57
Blocks/game	255	12	2.6
Fewest Fouls	61	3	322
Fewest TOs	27	2	273
FG%	42	5	44.0
FG% defense	82	5	37.6
FT Attempts	70	9	407
FT Made	57	8	294
FT%	90	5	72.2
Fouls per game	31	1	14.6
Rebound margin	97	9	3.4
Rebounds	111	8	823
Rebounds/game	210	10	37.4
Scoring Defense	82	6	60.3
Scoring Margin	51	5	10.4
Scoring Offense	79	8	70.7
Steals	235	12	144
Steals/game	273	13	6.5
3FG% defense	239	11	32.8
3FG made	188	8	115
3FG/game	220	9	5.2
3FG%	164	9	31.8
TO margin	75	6	2.32
TOs Forced	256	11	14.73
TOs/game	11	1	12.4
W-L%	84	6	68.2

Individual (as of Jan. 31, 2017)			
Category	NCAA	SEC	Stat
Assist-TO ratio- Murray	56	5	2.17
Epps	191	11	1.41
Assists- Epps	140	6	83
Assists/game- Epps	175	8	3.8
Def. Rebs/gm- Akhator	18	2	7
Dbls-Dbls-Akhator	10	1	12
FG Attempts- Epps	90	5	293
FG Made- Epps	35	3	142
Akhator	74	5	131
FG%- Akhator	13	3	60.9
Epps	91	9	48.5
Final pts- Epps	65	4	367
Akhator	129	11	333
FT Attempts- Akhator	68	6	109
FT Made- Akhator	141	12	71
FT%- Murray	75	4	82.7
Epps	246	16	73.9
Minutes- Epps	22	1	777:00
Morris	83	6	733:00
Mins/gm-Epps	66	3	35.3
Pts/game- Epps	97	6	16.7
Akhator	182	12	15.1
Rebs- Akhator	7	2	229
Rebs/game- Akhator	20	3	10.4
Steals/game- Murray	227	10	1.80

player. Epps has earned lofty praise this preseason after averaging 17.2 points, 4.8 rebounds and 4.4 assists last season. On top of her selection to the Wooden Top 30, Epps has been named to several national player of the year watch lists, including the Nancy Lieberman Award Watch List, Naismith Trophy Top 50 and Wade Trophy Watch List. Epps was named to College Sports Madness' and The Sporting News' Preseason All-America First Team, Athlon Sports Preseason All-America Second Team

and was named Preseason All-SEC by league media and league coaches. Last season, Epps earned honorable-mention All-America honors by both The Associated Press and WBCA.

AKHATOR, EPPS NAISMITH TROPHY TOP 50

Evelyn Akhator and Makayla Epps have been named to the Naismith Trophy Top 50 Preseason Watch List after both have started their senior seasons in impressive fashion. The 50-player watch list was compiled by the Atlanta Tipoff Club's Board of Selectors, which based its criteria on player performances from the previous year and expectations for the 2016-17 college basketball season. The list will be cut to 30 in early February with the women's college player of the year being announced during the Final Four. Akhator is making her first career appearance on the prestigious watch list, while Epps was named to the preseason top-50 and midseason top-30 lists last year. The Southeastern Conference had 11 total selections to the list.

RANKINGS STREAK ENDS AT 132 POLLS

With the release of The Associated Press Top 25 this week, Kentucky's streak of being ranked in the Associated Press Top 25 has ended. The Wildcats have been ranked in the AP poll 226 times, including a recent school record 132 consecutive weeks that started on week 13 of the 2009-10 season.

According to the polls, UK is No. 25 in the AP Top 25 and receiving votes in the USA Today/Coaches Top 25. UK began the season No. 19 in both listings. The preseason ranking marked the seventh consecutive season the Wildcats have been ranked inside the top-20 of both major polls to start the season.

KENTUCKY VS. RANKED OPPONENTS

In order to be one of the nation's best, you have to play against the nation's best. This year, Kentucky is 2-3 against ranked opponents and will face several more opponents who are ranked or receiving votes in either the Associated Press Top 25 or USA Today/Coaches Top 25. Currently, UK's strength of schedule ranks No. 3 in the nation in the latest NCAA RPI report.

Kentucky is scheduled to play three more games against teams either rank or receiving votes in the latest AP Top 25 and USA Today/Coaches Top 25, including No. 4/4 Mississippi State and No. 5/5 South Carolina (twice).

Last season, Kentucky went 8-3 against ranked opponents, marking the best winning percentage against ranked foes in program history. In 43 years of varsity women's basketball, Kentucky has 86 wins over ranked opponents, including 45 of those wins coming under Mitchell.

CONTINUED SUCCESS IN 2016-17 ...

When comparing Kentucky's final numbers in 2015-16 to its final numbers from 2014-15, the Wildcats were much improved in several areas. Below is a statistical breakdown, including UK's 2016-17 numbers.

Statistic	2014-15	2015-16	2016-17
FG%	.399	.455	.440
FG% Def.	.403	.372	.376
3FG%	.286	.356	.318
3FG% Def.	.317	.298	.328
FT%	.672	.707	.722
Reb. Margin	-2.3	+5.5	+3.4
Turnovers/game	16.2	15.4	12.4

MITCHELL PUTS TOGETHER EXPERIENCED STAFF

Matthew Mitchell, who is the all-time winningest head coach in program history, is in his 10th season

at Kentucky. Mitchell welcomes a new - yet familiar - coaching staff this season in associate head coach Kyra Elzy, assistant coach Niya Butts and assistant coach Lin Dunn.

Combined the staff has compiled over 80 years of experience at the Division I level, including coaching or playing in a combined 34 NCAA Tournaments with eight Final Fours, four national championships and a WNBA Championship. Elzy and Butts are in their second stint in Lexington after serving on Mitchell's staffs before. Butts was an associate head coach on Mitchell's first staff at Kentucky before Elzy joined the staff for four successful seasons. Dunn, who is a Women's Basketball Hall of Famer, has over 40 years of coaching experience, including three decades in the college

MITCHELL TURNS PROGRAM AROUND IN 2009-10

In 2009-10, Coach Mitchell implemented the "40 minutes of dread" style of play. Although UK doesn't play that style as much anymore, it started Kentucky on an impressive run of success.

- Recorded an impressive 201-64 overall record, including a 122-14 mark at home.
- Won 20-plus games every year, averaging 26.5 wins per season over the last seven years.
- Advanced to a school-record seven straight NCAA Tournaments, including three Elite Eight trips during that span with 15 NCAA Tournament wins.
- Seven straight top-four SEC finishes, including winning the SEC regular season title in 2012, its first in 30 years.
- Advanced to the SEC Tournament championship game four times with seven semifinal trips.
- Ranked in the AP poll 132 consecutive weeks
- Defeated 40 ranked teams, including 14 in the top 10.
- Four SEC Player of the Year Award Winners
- Two SEC Freshman of the Year Award Winners

WILDCATS PICKED TO FINISH TOP 5 IN SEC

The Southeastern Conference announced its Preseason Media Poll on Oct. 18 and Preseason Coaches Poll on Nov. 7. Kentucky was picked to finish fourth in the league in the media poll and fifth in the league in the coaches poll, while 2016 SEC champion South Carolina was tabbed as the top team in the conference in both polls. The media and coaches also named Makayla Epps to its Preseason All-SEC First Team. The complete poll is as follows:

1. South Carolina	1. South Carolina
2. Mississippi State	2. Mississippi State
3. Tennessee	3. Tennessee
4. KENTUCKY	4. Florida
5. Florida	5. KENTUCKY
6. Texas A&M	6. Auburn
7. Auburn	7. Missouri
8. Missouri	8. Texas A&M
9. Vanderbilt	9. Vanderbilt
10. Georgia	10. Arkansas
11. Arkansas	11. LSU
12. LSU	12. Georgia
13. Alabama	13. Alabama
14. Ole Miss	14. Ole Miss

UK ENDS 2016 SEASON RANKED HIGH NATIONALLY

Kentucky ended its 2015-16 ranking very high in several national categories, including 16th nationally and second in the SEC in scoring margin (+14.1), 18th nationally and third in the SEC in field goal percentage (.455), 24th nationally and second in the SEC in scoring offense (74.7), and 26th nationally and second in the SEC in 3-point field goal percentage (.356).

Last year's offense ranked as one of the best in

MEDIA REQUESTS

CREDENTIAL REQUESTS

Requests for media credentials and parking passes for 2016-17 Kentucky WBB home games should be made to Evan Crane at wesley.crane@uky.edu. Requests for UK away games should go to the media relations office of the home team.

UK WEBSITE -- UKATHLETICS.COM

Visit the official University of Kentucky Athletics web site at ukathletics.com. The official Southeastern Conference web site is secsports.com. A more interactive web site can be found at kentuckywomensbasketball.com.

GET LIVE STATS ON YOUR LAPTOP!

The University of Kentucky has partnered with StatBroadcast Systems to provide stats technologies, namely its StatMonitr wireless stat monitors and online media stats, at Kentucky home women's basketball games this season.

To access live game stats on your personal laptop, go to: <http://kentucky.statbroadcast.com>.

UK MEDIA CONFERENCE

Each game week in the UK Media Room head coach Matthew Mitchell will hold a press conference to discuss the upcoming game. Selected players are available following the press conference. Check with UK media relations for exact times and dates. Selected quotes from the media conference are available via ukathletics.com.

WEEKDAY INTERVIEWS

Media wanting to interview players or coaches during the week must make arrangements through the UK Media Relations Office. Please contact SID Evan Crane at (859) 257-8431 or email at wesley.crane@uky.edu, or Karliee Kinneer at (859) 257-3747 or email at karlie.kinneer@uky.edu.

POST GAME INTERVIEWS

The visiting team coach and select players will be available in the Memorial Coliseum media room following a 10-minute cooling off period. UK's Matthew Mitchell will follow the visiting coach and UK players will be last. A member of the UK Media Relations staff will solicit media requests for players at the final media timeout. After the game, those players will be escorted to the interview area along with their coaches by a member of that school's media relations office as well as a representative of UK Media Relations. Quotes will be available for all working media in the UK Media Relations Office and on the official UK web site, ukathletics.com.

PRACTICE SCHEDULE

Practice usually runs from 3:30 - 6 p.m. ET in the Joe Craft Center. Practices are open to the media. However, we ask you to please call in advance due to changing practice schedules during the season. Player and coaches interviews can be conducted prior to or following each practice. Contact Evan Crane for further information.

program history, as its 2,465 points scored was 10th best in school history. Kentucky's 2015-16 scoring margin of +14.1 was the seventh best margin in program history, while its 934 field goals made were the ninth most by a team in program history. Kentucky's 154 3-pointers made and 475 assists just missed the top 10 by two 3-pointers and five assists.

Although the turnovers and steals didn't come in at the pace they had in the past, the UK defense stayed fundamentally strong, limiting opponents to 60.6 points per game and a .372 mark from the field with 131 blocks, 507 turnovers forced and 222 steals.

THE MAGIC "80"

The Wildcats hold a remarkable 337-22 (.939) record since 1974 when scoring 80 points or more. The last loss came against Dayton on March 22, 2015 when the Cats fell 99-94 in the 2nd round of the NCAA Tournament. UK is 88-4 (.956) under Mitchell when scoring 80 points or more.

UK IN OVERTIME

UK is 28-26 all-time in overtime games, including a 9-3 mark under Matthew Mitchell, who is 11-5 in his 11-year career as a head coach in extra minutes.

KENTUCKY ALL-TIME

Kentucky is 776-511 (.602) in its 43rd year of varsity women's basketball, including 234-96 (.709) in 10 seasons under Matthew Mitchell. Win No. 750 came against Auburn on Jan. 17, 2016 in Memorial.

CATS SIGN NO. 17 RECRUITING CLASS BY ASGR

According to ASGR, Kentucky and Matthew Mitchell signed the No. 16 recruiting class in the country during the early signing period, inking five quality players to NLLs.

The class consists of post Dorie Harrison (Nashville, Tenn.), wing Keke McKinney (Knoxville, Tenn.), guard Amanda Paschal (Brooklyn, N.Y.), guard Kameron Roach (Hopkins, S.C.) and post Tatyana Wyatt (Columbus, Ga.).

Harrison, McKinney, Roach and Wyatt are all top-100 recruits according to ProspectsNation.com and ASGR, while ASGR has Paschal ranked as the No. 56 JUCO player.

CATS EARN HIGH GPA

Kentucky not only excels on the court but in the classroom as well. This fall, Kentucky posted a 3.517 team GPA, which is the highest GPA for a semester in the Matthew Mitchell era.

UK posted a 3.077 GPA during the 2015 fall semester and a 3.463 GPA during the 2016 spring semester. The Wildcats have had a 3.0 team GPA or better seven straight semesters.

In nine seasons under Mitchell, 26 Wildcats have been named to the SEC Academic Honor Roll and 100 percent of his players in their final season of eligibility have received their degree, including all four seniors last year.

A WINNING INSTITUTION

Both the Kentucky men's and women's basketball team have been national contenders the past few years with great success on the court. UK has tallied a 427-114 combined record between its two programs since 2009-10. That record includes a 247-19 mark in Lexington. UK was one of three schools to have both men's and women's programs as a top four seed in the 2016 NCAA Tournament.

SIX CATS PLAYING OVERSEAS

Kentucky women's basketball currently has five

alumnae who signed professional contracts to play overseas for the 2016-17 season.

Azia Bishop took her talents to Poland, where she is playing for the TS Ostrovia Ostrow.

Bria Goss played her first professional year in Finland for Hyvinkään Ponteva and is still with the team.

DeNesha Stallworth bounced around a bit in 2016 and is currently with the Artego Bydgoszcz in Poland.

Recent alum Janee Thompson is playing in Germany with the SV Halle Lions.

Samarie Walker rounds out the list of active professionals out of UK's program. She plays with the Visby Ladies in Sweden.

MATTHEW AND JENNA MITCHELL DONATE \$1 MILLION TO UK ATHLETICS

In June of 2014, Coach Matthew Mitchell and his wife, Jenna, pledged \$1 million over the next 10 years to the University of Kentucky Athletics Department. The donation will provide UK Athletics \$100,000 per year over the next 10 years to be used for a variety of capital projects, including updates and renovations for football. The donation is the largest ever given by a UK athletics employee to the athletics department.

Matthew and Jenna have been very active in the Lexington community since arriving in Lexington. In October 2016, Matthew and Jenna were presented the Community Service Award by the Urban League of Lexington.

RUPP ARENA CHOSEN FOR THREE STRAIGHT NCAA REGIONAL TOURNAMENTS

For the first time since the women's basketball Final Four in 1986, Rupp Arena and the University of Kentucky hosted the NCAA regional tournament in 2016 and will again in 2017 and 2018 for women's basketball.

In 2017, Bridgeport (Webster Bank Arena) and Lexington (Rupp Arena) will again host, joined by Oklahoma City (Chesapeake Energy Arena) and Stockton, Calif. (Stockton Arena) March 24-27.

In 2018, Lexington will again play host at Rupp Arena, joined by Albany, N.Y. (Times Union Center), Kansas City, Mo. (Sprint Center) and Spokane, Wash. (Spokane Veterans Memorial Arena), with regional play taking place Mar. 23-26.

WHEN WAS THE LAST TIME ...

SCORING

A player scored 40+ points: 42, Makayla Epps vs. Miss. State, 1-12-15

A player scored 30+ points: 30, Makayla Epps vs. Oklahoma 12-1-16

A player scored 25+ points: 28, Evelyn Akhator vs. Ole miss, 1-26-17

A player scored 20+ points: 20, Makayla Epps vs. Missouri, 1-30-17

Player came off the bench to score 20 or more points: 20, Makenzie Cann vs. New Hampshire, 11-17-16

Two players score 20 or more points in a game: vs. Ole Miss, 1-26-17 (20 Makayla Epps, 28 Evelyn Akhator)

Three players had 20 or more points in a game: vs. Morehead St., 11-18-15 (28, Alexis Jennings; 22, Jonee Thompson; 21 Makayla Epps)

Two players score 30 points or more in a game: n/a

A player record five or more consecutive 20-plus point games: 7 by Kim Denkins (27 vs. Indiana, 12-8-95; 22 vs. Florida, 12-16-95; 20 vs. Syracuse, 12-21-95; 24 vs. Miami (OH), 12-32-95; 21 vs. Duke, 12-29-95; 31 vs. N.C. State, 12-30-95; 20 vs. Ole Miss, 1-3-96)

A player record four or more consecutive 20-plus point games: 4 by Evelyn Akhator (20 vs. Texas A&M, 1-8-17; 29 at Alabama, 1-12-17; 24 vs. Georgia, 1-15-17; 20 at LSU, 1-19-17)

A player record three or more consecutive 20-plus point games: 4 by Evelyn Akhator (20 vs. Texas A&M, 1-8-17; 29 at Alabama, 1-12-17; 24 vs. Georgia, 1-15-17; 20 at LSU, 1-19-17)

A player record back-to-back 20-plus point games: 2 by Makayla Epps (20 vs. Ole Miss, 1-26-17; 20 at Missouri, 1-30-17)

A player record back-to-back 30-plus point games: Sara Potts (32 vs. UTC, 3/20/05) and (31 vs. Xavier, 3/24/05)

A player score 15 or more points in the 1st half: 16, Evelyn Akhator vs. Ole Miss, 1-26-17

A player score 15 or more points in the 2nd half and OT: 16, Makayla Epps vs. Morehead State, 11-23-16

A player score 20+ points in the 1st half: 20, Amani Franklin vs. UCSB, 12-21-08

A player score 20+ points in the 2nd half and OT: 21, Evelyn Akhator at Alabama, 1-12-17

A player hit a last-second shot to win the game: Makayla Epps vs. Mississippi State, 1-12-15 (hit the game-winning basket with 0.4 remaining in the contest to put Kentucky up 92-90 in the 2nd OT)

A freshman score 25 points or more: 27, Alexis Jennings vs. Tennessee State, 12-28-14

All five starters in double figures: vs. Oklahoma, 3-21-16

No player scored in double figures: vs. LSU, 1-16-03

DOUBLE-DOUBLES

A player record a double-double: Taylor Murray (18/13rebs), vs. Missouri, 1-30-17

10-20 Game: DeNesha Stallworth (16 pts/20 rbs) at Mississippi State, 2-27-14

20-20 Game: Valerie Still (42 pts/20 rbs) vs. Charleston, 12-19-82

20-10 Game: Evelyn Akhator (28pts/13rebs), vs. Ole Miss, 1-26-17

30-10 Game: Victoria Dunlap (33 pts/18 rbs) vs. Butler, 11-15-09

More than one player with a double-double in the same game: Evelyn Akhator (20 pts/11 rbs) and Taylor Murray (11 pts/13 rbs) at LSU, 1-19-17

Three players with a double-double in the same game: Alexis Jennings (28pts/13rebs), Evelyn Akhator (12pts, 16rebs), Makayla Epps (21pts, 11rebs,12asts) vs. Morehead State, 11-18-15

A player record back-to-back double-doubles: Evelyn Akhator (3) (29pts/15rebs) at Alabama, 1-15-17; (24pts/16rebs), vs. Georgia, 1-15-17; at LSU (20pts/11rebs)

More than one player record back-to-back double-doubles: Victoria Dunlap (11 pts/12 rbs) and Eleia Roddy (13 pts/10 rbs) vs. NCAT, 1-1-09; Victoria Dunlap (20 pts/15 rbs) and Eleia Roddy (11 pts/10 rbs) vs. Miami (Ohio), 1-3-09

Double-Double in Points and Rebs: Taylor Murray (18/13rebs), vs.

Missouri, 1-30-17

Double-Double in Points and Assists: Jonee Thompson (16 pts/10 ast) vs. LSU, 2-7-16

Double-Double in Points and Blocks: n/a

Double-Double in Points and Steals: Leslie Nichols (18 pts/11 steals) vs. Louisville, 2-14-86

A player record four or more consecutive double-doubles: 5 by Evelyn Akhator (10pts/14rebs) vs. Washington, 3-25-16, (18pts/10rebs) vs. Miami, 11-11-16, (28pts/13rebs) vs. Albany, 11-12-16, (17pts/11rebs) vs. New Hampshire, 11-17-16, (12pts/14rebs) at Colorado, 11-19-16

A player record five or more consecutive double-doubles: 5 by Evelyn Akhator (10pts/14rebs) vs. Washington, 3-25-16, (18pts/10rebs) vs. Miami, 11-11-16, (28pts/13rebs) vs. Albany, 11-12-16, (17pts/11rebs) vs. New Hampshire, 11-17-16, (12pts/14rebs) at Colorado, 11-19-16

A player record a triple-double in a game: (2nd in school history) Makayla Epps, vs. Morehead State, (21pts, 12ast, 11 rebs) 11-18-15

A player record a perfect game (at least five FGs made): Makayla Epps vs. Middle Tennessee, 12-12-14 (6-of-6 FGs)

5 or more players score in double figures: 5 vs. Florida (3-4-16) - Epps (22), Thompson (19), Akhator (12), Camara (12), Morris (10)

6 or more players score in double figures: 6 vs. New Hampshire (11-17-16) - Makenzie Cann (20), Evelyn Akhator (17), Makayla Epps (14), Jessica Hardin (11), Alyssa Rice (10), Maci Morris (10)

7 or more players score in double figures: 8 vs. Lipscomb (11-21-13) - Stallworth (14), Walker (10), Thompson (16), Goss (18), Evans (12), O'Neill (11), Pinkett (15), Harper (12)

FIELD GOALS

Made 12 FG in a game: 12, Evelyn Akhator at Alabama, 1-12-17

Made 13 FG in a game: 13, Makayla Epps vs. Washington, 3-25-16

Made 14 FG in a game: 18, Makayla Epps vs. Mississippi State, 1-12-15

Made 15 FG in a game: 18, Makayla Epps vs. Mississippi State, 1-12-15

Made 16 FG in a game: 18, Makayla Epps vs. Mississippi State, 1-12-15

Made 17 FG in a game: 18, Makayla Epps vs. Mississippi State, 1-12-15

Made 18 FG in a game: 18, Makayla Epps vs. Mississippi State, 1-12-15

FIELD GOALS ATTEMPTED

Attempted 29 FG in a game: 30, Makayla Epps vs. Miss. State, 1-12-15

Attempted 28 FG in a game: 30, Makayla Epps vs. Miss. State, 1-12-15

Attempted 25 FG in a game: 26, Makayla Epps vs. Washington, 3-25-16

Attempted 24 FG in a game: 26, Makayla Epps vs. Washington, 3-25-16

Attempted 23 FG in a game: 26, Makayla Epps vs. Washington, 3-25-16

Attempted 22 FG in a game: 26, Makayla Epps vs. Washington, 3-25-16

Attempted 21 FG in a game: 21, Maci Morris vs. Tennessee, 1-1-17

Attempted 20 FG in a game: 21, Maci Morris vs. Tennessee, 1-1-17

THREE-POINTERS

A player with 5 in a game: 5, Maci Morris vs. Ole Miss, 1-26-17

A player with 6 in a game: 6, Makenzie Cann, vs. New Hampshire, 11-17-16

A player with 7 in a game: *7, Sara Potts vs. Chattanooga, 3-20-05 (7-14)

Attempted 10 or more in a game: 10, Jennifer O'Neill vs. Vandy, 3-5-15

FREE THROWS

Made 10 FT in a game: 10, Taylor Murray at Missouri, 1-30-16

Made 11 FT in a game: 12, Makayla Epps at Ole Miss, 01-21-16

Made 12 FT or more in a game: 12, Makayla Epps at Ole Miss, 01-21-16

Attempted 10 FT in a game: 10, Taylor Murray at Missouri, 1-30-16

Attempted 11 FT in a game: 12, Evelyn Akhator, vs. Wash. St., 12-21-16

Attempted 12 FT in a game: 12, Evelyn Akhator, vs. Wash. St., 12-21-16

Attempted 15 or more FTs in a game: 15, Makayla Epps vs. Miami, 11-11-16

WHEN WAS THE LAST TIME ...

Hit 100% (10 or more attempts): Taylor Murray, 01-30-17 (10-10)

REBOUNDS

A player with 10+ rebounds: 13, Taylor Murray vs. Missouri, 1-30-17
A player with 11+ rebounds: 13, Taylor Murray vs. Missouri, 1-30-17
A player with 12+ rebounds: 13, Taylor Murray vs. Missouri, 1-30-17
A player with 13+ rebounds: 13, Taylor Murray vs. Missouri, 1-30-17
A player with 14+ rebounds: 16, Evelyn Akhator, vs. Georgia, 1-15-17
A player with 15+ rebounds: 16, Evelyn Akhator, vs. Georgia, 1-15-17
A player with 16+ rebounds: 16, Evelyn Akhator, vs. Georgia, 1-15-17
A player with 17+ rebounds: 18, Evelyn Akhator, at Texas A&M, 2-28-16
A player with 18+ rebounds: 18, Evelyn Akhator, at Texas A&M, 2-28-16
A player with 19+ rebounds: 20, DeNesha Stallworth at Miss. State, 2-27-14
A player with 20+ rebounds: 20, DeNesha Stallworth at Miss. State, 2-27-14
A player with 21+ rebounds: 23, Victoria Dunlap vs. Louisville, 12-05-10
A player with 25+ rebounds: *27, Valerie Still vs. National College, 2-9-82
A player with back-to-back games with 15+ rebounds: Evelyn Akhator 15 rebs at Alabama (1-12-17); 16 rebs vs. Georgia (1-15-17)
10+ Rebs in three consecutive games: 3, Evelyn Akhator (1-12-17 to 1-19-17)
10+ Rebs in four consecutive games: 5, Evelyn Akhator (3-25-16 - 11-19-16)
10+ Rebs in five consecutive games: 5, Evelyn Akhator (3-25-16 - 11-19-16)
10+ Rebs in six consecutive games: 7, Eleia Roddy (2008)
Two players grab 10+ rebounds in a game: 11, Akhator; 13, Murray at LSU, 1-19-17
Three players grab 10+ rebounds in a game: 16, Akhator; 13, Jennings; 11, Epps vs. Morehead State, 11-18-15

ASSISTS

A player with 8 or more assists in a game: 8, Taylor Murray vs. Ole Miss, 1-26-17
A player with 9 or more assists in a game: 9, Makayla Epps vs. Morehead State, 11-23-16
A player with 10 or more assists in a game: 10, Janee Thompson vs. LSU, 2-7-16
A player with 11 or more assists in a game: 12, Makayla Epps vs. Morehead State, 11-18-15
A player with 12 or more assists in a game: 12, Makayla Epps vs. Morehead State, 11-18-15

BLOCKS

A player with 5 or more blocks in a game: 6, Alexis Jennings vs. Oklahoma, 3-21-16
A player with 6 or more blocks in a game: 6, Alexis Jennings vs. Oklahoma, 3-21-16
A player with 7 or more blocks in a game: *7, DeNesha Stallworth vs. Texas A&M, 2-18-13

STEALS

A player with 5 steals in a game: 5, Makenzie Cann at Duke, 12-29-16
A player with 6 steals in a game: 6, Taylor Murray vs. Auburn, 1-17-16
A player with 7 steals in a game: 7, Janee Thompson vs. TSU, 12-28-14
A player with 8 steals in a game: 9, A'dia Mathies vs. Neb.-Omaha, 11-23-11
A player with 9 steals in a game: 9, A'dia Mathies vs. Neb.-Omaha, 11-23-11
A player with 10 steals in a game: 10, Erica Jackson vs. ECU, 2-16-99
A player with 11 or more steals in a game: *11, Leslie Nichols vs. Louisville, 2-14-86

MINUTES

Played every minute of a game: 45, Makayla Epps & Makenzie Cann at Louisville, 12-4-16

Played over 40 minutes: 45, Makayla Epps & Makenzie Cann at Louisville, 12-4-16

Played over 45 minutes: 45, Makayla Epps & Makenzie Cann at Louisville, 12-4-16

Played over 50 minutes: 51, Kastine Evans vs. Baylor - 4OT, 12-6-13

FOULS

Four or more UK players foul out in a game: Jennifer Humphrey, Sarah Elliott, Chanté Bowman, Brittany Edelen vs. Louisville, 12-3-06

THE LAST TIME KENTUCKY...

Won a game by 20 or more pts: +32 (89-57) vs. Ole Miss, 1-26-17
Won an SEC game by 20 or more pts: +32 (89-57) vs. Ole Miss, 1-26-17
Won a game by 30 or more pts: +32 (89-57) vs. Ole Miss, 1-26-17
Won an SEC game by 30 or more pts: +32 (89-57) vs. Ole Miss, 1-26-17
Won a game by 40 or more pts: +49 (92-53) vs. UNH, 11-17-16
Won an SEC game by 40 or more points: +44 (97-53) vs. Auburn, 1-20-13
Won a game by 50 or more pts: +54 (85-31) vs. UNC Asheville, 3-19-16
Won an SEC game by 50 or more pts: *+53 (100-47) vs. Miss. State, 1-17-13
Won a game by 60 or more pts: +68 (92-24) vs. Jackson St., 11-29-15
Won a game by 70 or more pts: +75 (100-25) vs. Jacksonville St., 11-15-11
Scored 100 pts or more in a game: 112 vs. Morehead St., 11-18-15
Scored 100 pts or more in an SEC game: 108 vs. Ole Miss, 2-13-14
Scored 90 points or more in a game: 92 vs. New Hampshire, 11-17-16
Scored 90 points or more in three straight games: 96 vs. Wagner, 11-10-13; 103 vs. Georgia Southern, 11-13-13; 96 vs. Central Michigan, 11-17-13
Scored 90 points or more in four straight games: 4 - 96 vs. Wagner, 11-10-13; 103 vs. Georgia Southern, 11-13-13; 96 vs. Central Michigan, 11-17-13, 116 vs. Lipscomb 11-12-13
Scored 80 points or more in a game: 89 vs. Ole Miss, 1-26-17
Scored 50 points or more in the first half: 54 vs. Morehead St., 11-18-15
Scored 50 points or more in the second half: 50 vs. Florida, 3-4-16
Scored 60 points or more in first half: 60 vs. Grambling, 12-29-13
Scored 60 points or more in second half: 60 vs. Ole Miss, 2-13-14
Lost a game by 20 or more points: -30 (93-63) vs. South Carolina, 3-5-16
Lost a game by 30 or more points: -30 (93-63) vs. South Carolina, 3-5-16
Lost a game by 40 or more points: -44 (39-83) vs. Tennessee, 1-27-2001
Lost an SEC game by 40 or more pts: -44 (39-83) vs. Tennessee, 1-27-01
Lost a game by 50 or more points: -72 (38-110) vs. Tennessee, 1-21-01
Lost a game by 60 or more points: -72 (38-110) vs. Tennessee, 1-21-01
Lost a game by 70 or more points: -72 (38-110) vs. Tennessee, 1-21-01
Allowed 100 points: 130 by Baylor, 12-6-13
Allowed 90 or more points: 93 by South Carolina, 3-5-16
Scored fewer than 50 points: 48 vs. Louisville, 12-2-12
Scored fewer than 40 points: 36 vs. LSU, 12-18-2005
Scored fewer than 25 points in a half: 23 (1st) at LSU, 1-19-17
Scored fewer than 20 points in a half: 17 (1st) at Arizona State, 11-15-15
Held opponent to 50 points or fewer: 42 at LSU, 1-9-17
Held opponent to 40 points or fewer: 36 by Radford, 12-18-16
Held opponent to 30 points or fewer: 24 by Jackson St., 11-29-15
Held opponent to 20 pts or fewer in the 1st half: 18 vs. Ole Miss, 1-26-17
Held opponent to 20 pts or fewer in the 2nd half: 17 by Middle Tenn. 12-9-16
Held SEC opp. to 20 pts or fewer in the 1st half: 18 vs. Ole Miss, 1-26-17
Held an opponent to 10 points or fewer in the first half: *9 by Charleston Southern, 12-10-04
Held an opponent to 10 points or fewer in the second half: *7 by Jackson St., 11-29-15
Won a game after trailing at the half: vs. Oklahoma, 12-1-16 (39-37)

WHEN WAS THE LAST TIME ...

Won a game after trailing 10+ at the half: at Arizona St., 11-15-15 (29-17)
Won an SEC game after trailing at the half: vs. Tennessee, 1-25-16 (35-28)
Won after trailing at the half at home: vs. Oklahoma, 12-1-16 (39-37)
Won a game after trailing at the half on the road: at NKU, 12-2-15 (41-37)
Scored 100 or more points and lost: n/a
Scored 80 points or more and lost: vs. Dayton, 3-21-15 (99-94)
Scored 50 points or fewer and won: 48 vs. Louisville, 12-2-12
Game decided by one point: vs. Tennessee, 1-25-16 (W, 64-63)
Game decided by two points: vs. Mizzou, 1-5-17 (W, 64-62)
Game decided by three points: vs. Central Michigan, 11-22-14 (71-68)
Shot 50 percent or better vs. non-conference opponent: 51.9% (27-of-52) vs. Samford, 11-27-16
Shot 50% or better vs. SEC opponent: 58.6% (34-58) vs. Ole Miss, 1-26-17
Shot 50 percent or better in consecutive games: two - NKU (55.2%) 12-2-15; Louisville (51.8%) 12-10-15
Shot 55 percent or better: 58.6% (34-58) vs. Ole Miss, 1-26-17
Shot 60 percent or better: 60.7 vs. Arkansas, 2-18-07
Shot 70 percent or higher in a half: 72.2 (2nd half) vs. Liberty, 3-20-10
Shot 60 percent or higher from 3: 61.1 vs. Colorado, 11-22-15
Shot 30 percent or lower: 30.0 vs. Duke, 12-29-16 (18-of-60)
Shot 20 percent or lower: 20.0 vs. Georgia, (12-of-60), 3-02-07
Shot 15% or lower in a half: 13.6 (1st half) vs. USC (3-of-22), 3-2-08
Held an opponent to lower than 30 percent: 26.4% (14-of-53) by Radford, 12-18-16
Held an opponent to lower than 20 percent: 15.6% (7-of-45) by Jackson State, 11-29-15
Held an opponent to lower than 15 percent in a half: 4.2% (2nd half) vs. Jackson State, 11-29-15
Opponent shot 50 percent or better: 52.9% by USC (37-of-70), 3-5-16
Opponent shot 60 percent or better: 61.5 by Okla. (32-of-52), 3-30-10
Opponent shot 50 percent or better in consecutive games: Two straight - Florida, 58.0% (29-of-50), 1-31-16; South Carolina, 52.0% (26-of-50), 2-4-16
Did not hit a 3-pointer: vs. Middle Tenn., 12-9-16 (0-of-9)
Held opponent without a 3-pointer: Texas A&M (0-3), 2-28-16
Held consecutive opponents without a 3-pointer: Delaware State, 11-10-12 (0-of-0) and Baylor, 11-13-12 (0-3)
Opponent hit 10 or more 3-pointers: 11 by Mizzou, 1-5-17
Hit 10 or more 3-pointers: 12 vs. New Hampshire, 11-17-16
Hit 11 or more 3-pointers: 12 vs. New Hampshire, 11-17-16
Hit 12 or more 3-pointers: 12 vs. New Hampshire, 11-17-16
Hit 13 or more 3-pointers: *14 vs. Mississippi State, 1-8-12 (14-of-30)
Pulled down 60 or more rebounds: *67 vs. Morehead State, 11-18-15
Pulled down 65 or more rebounds: *67 vs. Morehead State, 11-18-15
Had 20 or more Reb. than Opp: 22 vs. Middle Tenn., 12-9-16 (44-22)
Had 30 or more assists in a game: 32 vs. Morehead St., 11-18-15
Had 20 or more assists in a game: 23 vs. Ole Miss, 1-26-17
Had 20 or more assists in three straight games: 4 - 32 vs. Morehead St., 11-18-15; 24 vs. Colorado 11-22-15; 26 vs. Eastern Michigan 11-25-15; 22 vs. Jackson State 11-29-15
Had 20 or more assists in four straight games: 32 vs. Morehead St., 11-18-15; 24 vs. Colorado 11-22-15; 26 vs. Eastern Michigan 11-25-15; 22 vs. Jackson State 11-29-15
Had 20 or more assists in five straight games: 26 vs. Louisville (2/23/82); 25 vs. Alabama (2/26/82); 29 vs. LSU (2/27/82), 27 vs. Tennessee (2/28/82) and 24 vs. Illinois (3/14/82)
Had 19 or more blocks in a game: *19 vs. North Carolina A&T, 12-6-05
Had 10 or more blocks in a game: 12 vs. Wright State, 3-22-14
Opponent had 10 or more blocks in a game: 12 by South Carolina, 3-1-15
Had 10 or more steals in a game: 15 vs. Duke, 12-29-16
Had 20 or more steals in a game: 24 vs. Georgia Southern, 11-13-13
Had 25 or more steals in a game: *28 vs. West Virginia, 12-12-93
Opponent had 10 or more steals in a game: 10 by Alabama, 1-12-17
Forced 30 or more turnovers in a game: 37 vs. Jackson State, 11-29-15
Forced 30 or more turnovers in an SEC game: 31 vs. Tennessee, 3-3-13
Forced 40 or more turnovers in a game: *49 vs. ARK-Pine Bluff, 12-11-11
Committed 30 or more turnovers in a game: 30 at Florida, 1-31-16
Committed 30 or more turnovers and won: 34 vs. Green Bay, 3-19-12
Committed five turnovers or fewer: 5 vs. New Hampshire, 11-17-16
Committed 10 turnovers or fewer in a non-con game: 10 vs. Radford, 12-18-16
Committed 10 turnovers or fewer in an SEC game: 8 at Mizzou, 1-30-17
Committed more turnovers than the opponent: at Auburn, 19-14, 1-22-17
Opponent committed fewer than 10 turnovers: 9 by Tennessee, 1-1-17
Attempted 40 FT: 42 vs. Tennessee St., 3-20-15
Attempted fewer than five FT: 4 vs. South Carolina, 1-13-11
Made 30 FT: 31 vs. Tennessee St., 3-20-15
Made 40 FT: 49* vs. Baylor, 12-6-13
Hit 100 percent from the free-throw line (min. 10 made): *12-of-12 vs. Missouri, 1-13-13
Won an overtime game: at Arizona State, 11-15-15, (68-64) (A) 1OT
Lost an overtime game: vs. Arizona State, 12-11-16 (73-71) (A) 1OT
Played a double-overtime game: vs. Miss. State, 2-12-15 (92-90) (H)
Played a triple-overtime game: vs. Baylor, 12-6-13 (133-130) (N) 4OT
Played a quadruple-overtime game: vs. Baylor, 12-6-13 (133-130) (N) 4OT
Started three freshmen in a game: (Evans, Conwright, Drake) vs. UTC, 12-11-10
Started four freshmen in a game: (Mendeng, Helm, Hawthorne, Stoglin) vs. Tennessee, 1-27-2001
Defeated a Top-5 opponent: 3-1-15 - #13/15 UK 67 - #2/2 South Carolina 56 (H)
Defeated a Top-10 opponent: 3-1-15 - #13/15 UK 67 - #2/2 South Carolina 56 (H)
Defeated a Top-25 opponent: 12-1-16 - #17 UK 82 - #12 Oklahoma 68 (H)
Defeated a Top-25 non-conference opponent at home: 12-1-16 - #17 UK 82 - #12 Oklahoma 68 (H)
Defeated a Top-25 non-conference opponent on the road: 11-15-15 - #17/18 UK 68 - #15/15 Arizona State 64 (A)
Defeated a Top-25 opponent at a neutral site: 3-4-16 #13/13 UK 92 - #25/24 Florida 69 (N) - SEC Tournament Quarterfinals
Defeated a Top-10 SEC opponent at home: 3-1-15 - #13/15 UK 67 - #2/2 South Carolina 56 (H)
Defeated a Top-25 SEC opponent at home: 2-28-16 - #15/14 UK 71 - #11/11 Texas A&M (A)
Defeated a Top-25 opponent on the road: 2-18-16 - #16/16 UK 83 - #14/14 Mississippi State 60 (A)
Defeated a Top-25 SEC opponent on the road: 2-18-16 - #16/16 UK 83 - #14/14 Mississippi State 60 (A)
Defeated a Top-10 opponent on the road: 12-7-14 - UK 77 - #7/7 Louisville 68 (A)
Defeated a Top-10 SEC opponent on the road: 2-16-14 - UK 75 - #8/8 Tennessee 71 (A)
Was defeated by an unranked opp. (while ranked) at home: vs. Texas A&M (77-68), 1-8-17 (#24/rv)
Was defeated by an unranked opp. (while ranked) on the road: at Missouri (73-67), 1-30-17 (#25/nr)
Was defeated by an unranked opp. (while ranked) at a neutral site: vs. Illinois (77-71), 11-27-14 (#9/10)
** Denotes a school record*

Head Coach Matthew Mitchell

UK's All-Time Winningest Coach

10th Season at Kentucky



- Became UK's all-time winningest coach on March 3, 2013 with 139 wins in just six seasons.
- Has 97 career SEC wins, which ranks 10th most in league history
- Two-time AP SEC Coach of the Year (2010 & 2012).
- Led UK to postseason event every season. (2 WNIT, 7 NCAA)
- School-record seven consecutive NCAA Tournament appearances.
- Three NCAA Elite Eight finishes. (2010, 2012 and 2013)
- Five Sweet 16 appearances. (2010, 2012, 2013, 2014, 2016)
- Led UK to its first SEC Regular Season Championship in 30 years during the 2011-12 season.
- Eight top-four finishes in the SEC in his nine seasons.
- Four SEC Tournament title game appearances in the last six years. (2010, 2011, 2013, 2014)
- 132 consecutive appearances in the AP Top 25 poll from 2009-10 to 2016-17 (eighth longest streak in poll history.)
- School-record seven straight 20-win seasons.
- Compiled an impressive 143-26 (.846) mark at home (includes Rupp Arena), including a 121-14 (.896) over the last eight seasons.
- Led UK to a school-record 30 wins in 2012-13.
- Led UK to a school-record 13 SEC wins in 2011-12 and 2012-13.
- Fifteen NCAA Tournament wins.
- Forty-six wins over ranked opponents, including 15 over top 10.
- Seven top-20 recruiting classes, including the nation's fifth-ranked class in 2009-10 and 2012-13 and 16th-ranked class in 2016-17.
- Has coached 16 All-Conference Performers, including two who were named SEC Player of the Year in Victoria Dunlap (twice) and A'dia Mathies (twice), two who were SEC Freshman of the Year winners in A'dia Mathies and Bria Goss, and two SEC (Co) 6th Women of the Year winners in Keyla Snowden and Jennifer O'Neill (2014 and 2015).

ners in A'dia Mathies and Bria Goss, and two SEC (Co) 6th Women of the Year winners in Keyla Snowden and Jennifer O'Neill (2014 and 2015).

- A UK player won the AP SEC Player of the Year 4 straight years, the 1st SEC school to accomplish that feat.
- Under his leadership, 26 different players have been named to the SEC Academic Honor Roll, seven have been All-SEC Freshmen honorees, three were named All-Americans, including just the second State Farm/WBCA All-American in school history in Victoria Dunlap and one player (Chelsea Chowning) was named an Academic All-American, the first in school history.
- Three WNBA draft picks, including two in the first round - Dunlap was UK's first WNBA first round draft pick when she was chosen as the 11th overall pick in the 2011 WNBA Draft and A'dia Mathies became UK's highest draft pick in school history when she was selected 10th overall by the Los Angeles Sparks in the 2013 draft.

DID YOU KNOW?

- Coach Mitchell and his three brothers (David, Mark, Stephen) are all Eagle Scouts.
- Named an honorary Rotarian in the Lexington chapter in 2011.
- Has three daughters, Lacy Lea Arant, Saylor Rose and Presley Blue ... Lacy is a 2012 graduate of Mississippi State ... Daughter, Saylor Rose, is named after former Wildcat, Victoria Essence Rose Dunlap.
- Used to be the lead singer of a band called "Coach Mitchell and the B Team" and is now the lead singer of "Matthew Mitchell and the Nashville All-Stars" which played prior to the football team's season opener at The New CWS.
- Gave \$100,000 of his new seven-year contract (May, 2012) back to the University of Kentucky for academic purposes.
- Pledged \$1 million over the next 10 years to UK Athletics through the Mitchell Family Foundation.
- In 2016, Matthew and Jenna were presented the Community Service Award by the Urban League of Lexington.

Year	School	Pos.	Record	SEC	Postseason
16-17	Kentucky	Head Coach	15-7	6-3	TBD
15-16	Kentucky	Head Coach	25-8	10-6	NCAA Sweet 16/SEC Semifinals
14-15	Kentucky	Head Coach	24-10	10-6	NCAA Second Round/SEC Semifinals
13-14	Kentucky	Head Coach	26-9	10-6	NCAA Sweet 16/SEC Tournament Finals
12-13	Kentucky	Head Coach	30-6	13-3	NCAA Elite Eight/SEC Tournament Finals
11-12	Kentucky	Head Coach	28-7	13-3	NCAA Elite Eight/SEC Regular Season Champions
10-11	Kentucky	Head Coach	25-9	11-5	NCAA Second Round/SEC Tournament Finals
09-10	Kentucky	Head Coach	28-8	11-5	NCAA Elite Eight/SEC Tournament Finals
08-09	Kentucky	Head Coach	16-16	5-9	WNIT Second Round
07-08	Kentucky	Head Coach	17-16	8-6	WNIT Quarterfinals/SEC Tournament Semifinals
06-07	Morehead St.	Head Coach	14-16		Third-place OVC finish
05-06	Morehead St.	Head Coach	16-13		OVC Tournament Semifinals
04-05	Kentucky	Asst. Coach	18-16		WNIT final four
03-04	Kentucky	Asst. Coach	11-17		-
02-03	Florida	Asst. Coach	9-19		-
01-02	Florida	Asst. Coach	18-11		NCAA Tournament
2000-01	Florida	Asst. Coach	24-6		NCAA Tournament
1999-00	Tennessee	Grad. Asst.	33-4		NCAA Runner-up

MITCHELL VS. OPPONENTS

	UK	Overall
Alabama	10-2	10-2
Alabama A&M	2-0	2-0
Albany	1-0	1-0
Alcorn State	1-0	1-0
Appalachian State	1-0	1-0
Arizona State	1-1	1-1
Arkansas	10-1	10-1
Arkansas Pine-Bluff	2-0	2-0
Auburn	11-3	11-3
Austin Peay	-	4-1
Baylor	2-2	2-2
Belmont	1-0	1-0
Binghamton	-	1-0
Bradley	1-0	1-0
Boston	1-0	1-0
Butler	1-0	1-0
Centenary	-	1-0
Central Michigan	2-0	2-0
Chattanooga	1-0	1-0
Cincinnati	2-0	2-0
College of Charleston	-	1-0
Colorado	1-1	1-1
Connecticut	0-2	0-2
Dayton	1-1	1-1
Delaware	1-0	1-0
Delaware State	1-0	1-0
DePaul	2-0	2-0
Duke	2-4	2-4
East Tennessee State	1-1	1-1
Eastern Illinois	-	3-1
Eastern Kentucky	-	3-1
Eastern Michigan	1-0	1-1
Evansville	-	0-1
Florida	10-4	10-5
Florida Atlantic	1-0	1-0
Florida A&M	1-0	1-0
Furman	1-0	1-0
Georgia	8-7	8-7
Georgia Southern	1-0	1-0
George Washington	1-1	1-1
Gonzaga	1-0	1-0
Grambling State	1-0	2-0
Green Bay	1-0	1-0
Hampton	1-0	1-0
High Point	1-0	1-0
Illinois	0-1	0-1
IUPUI	1-0	1-1
Jackson State	1-0	1-0
Jacksonville State	1-0	4-1
James Madison	1-0	1-0
Kentucky Christian	-	1-0
Liberty	1-0	1-0
Lipscomb	2-0	2-0
Long Island	1-0	1-0
LSU	8-8	8-8
Louisville	6-4	6-4
Marist	2-0	2-0
Marshall	-	0-2
Marquette	0-1	0-1
McNeese State	2-0	2-0
Miami (Fla.)	1-0	1-0
Miami Ohio	4-0	4-0
Michigan	0-2	0-2
Michigan State	1-0	1-0
Middle Tennessee	6-2	6-2
Minnesota	0-1	0-1
Mississippi State	11-1	11-2
Mississippi Valley State	2-0	2-0
Missouri	5-1	5-1
Morehead State	7-0	7-0
Murray State	1-0	2-3
Navy	1-0	1-0
Nebraska	1-0	1-0
Nebraska Omaha	1-0	1-0
New Hampshire	1-0	1-0
Northeastern	1-0	1-0
Northern Kentucky	2-0	2-0
North Carolina	0-1	0-1
North Carolina A&T	1-0	1-0
Notre Dame	1-1	1-1
Oklahoma	3-1	3-1
Ole Miss	8-3	8-3
Old Dominion	0-1	0-1
Pepperdine	1-0	1-0
Pikeville College	-	1-0
Radford	1-0	1-0
Rice	1-0	1-0
Samford	2-0	3-3
Sam Houston State	1-0	1-0
South Alabama	1-0	1-0
South Carolina	10-10	10-10
South Carolina-Upstate	-	2-0
South Florida	1-0	1-0
Southeast Missouri	-	1-3
Southern Miss	2-0	2-0
Syracuse	1-0	1-0
Tennessee	5-13	5-13
Tennessee-Chattanooga	2-0	2-0
Tennessee-Martin	2-0	5-2
Tennessee State	3-0	3-0
Tennessee Tech	1-0	2-4
Texas	0-1	0-1
Texas A&M	4-3	4-3
UC Santa Barbara	3-0	3-0
UNC Asheville	1-0	1-0
Vanderbilt	11-4	11-4
Virginia Tech	-	0-1
Wagner	1-0	1-0
Washington	0-1	0-1
Washington State	1-0	1-0
Western Kentucky	0-2	0-3
William & Mary	1-0	1-0
Wisconsin	0-1	0-1
Wright State	1-0	1-0
Wofford	1-0	1-0
Xavier	0-2	0-3
Yale	1-0	1-0
Total	234-96	264-125

MISCELLANEOUS STATS

LEADING SCORER

Makayla Epps	11
Evelyn Akhator	7
Taylor Murray	5
Maci Morris	3
Makenzie Cann	1

LEADING REBOUNDER

Evelyn Akhator	16
Taylor Murray	3
Makayla Epps	2
Alyssa Rice	2
Maci Morris	2

LEADER IN ASSISTS

Makayla Epps	14
Taylor Murray	9
Maci Morris	3
Makenzie Cann	2
Jaida Roper	1
Evelyn Akhator	1

CHARGES DRAWN

Kentucky	34
Evelyn Akhator	16
Alyssa Rice	7
Maci Morris	4
Jaida Roper	3
Mackenzie Cann	3
Makayla Epps	1
Opponents	13

10-SEC. BACKCOURT VIOLATION FORCED

Kentucky	0
Opponent	0

SHOT CLOCK VIOLATIONS FORCED

Kentucky	6
Opponent	12

20-POINT SCORING GAMES

Makayla Epps	7
Evelyn Akhator	6
Taylor Murray	3
Makenzie Cann	1
Maci Morris	1

30-POINT SCORING GAMES

Makayla Epps	1
--------------	---

40-POINT SCORING GAMES

TBD	
-----	--

DOUBLE-FIGURE SCORING GAMES

Makayla Epps	19
Evelyn Akhator	17
Maci Morris	14
Taylor Murray	13
Makenzie Cann	5
Jessica Hardin	1
Alyssa Rice	1

DOUBLE-FIGURE REBOUND GAMES

Evelyn Akhator	14
Taylor Murray	2
Makayla Epps	1

20-PLUS REBOUNDING GAMES

TBD	
-----	--

SEASON DOUBLE-DOUBLES

Evelyn Akhator	12
Taylor Murray	2
Makayla Epps	1

TECHNICAL FOULS

Kentucky	2
Matthew Mitchell	2
Opponent	2

UK'S FIRST SUBSTITUTION

Makenzie Cann	16
Jessica Hardin	6
Jaida Roper	6
Alyssa Rice	3

FIRST TO SCORE

Makayla Epps	6
Evelyn Akhator	6
Maci Morris	5
Alyssa Rice	4
Taylor Murray	1

JUMP BALLS CONTROLLED

Kentucky	15
Evelyn Akhator	15
Opponent	9

RUNS OF 10 OR BETTER

Kentucky	19
Opponent	4

LARGEST HALFTIME LEAD

vs. Georgia	30
-------------	----

LARGEST HALFTIME LEAD (SEC)

vs. Georgia	30
-------------	----

LARGEST HALFTIME DEFICIT

at Tennessee	7
--------------	---

LARGEST HALFTIME DEFICIT (SEC)

at Tennessee	7
--------------	---

LARGEST UK LEAD

vs. New Hampshire	53
-------------------	----

LARGEST UK WIN

vs. New Hampshire	49
-------------------	----

LARGEST UK WIN (SEC)

vs. Ole Miss	32
--------------	----

LARGEST UK DEFICIT

at Duke	20
---------	----

LARGEST UK DEFICIT (SEC)

at Tennessee	12
at Missouri	12

LARGEST UK LOSS

at Duke	15
---------	----

LARGEST UK LOSS (SEC)

vs. Texas A&M	9
---------------	---

MOST CONSECUTIVE POINTS

vs. Missouri	17
--------------	----

MOST CONSECUTIVE POINTS (SEC)

vs. Missouri	17
--------------	----

SPECIALTY STATS

PP - Points in the paint; POT - Points off turnovers; 2nd - Second-chance points; FB - Fast break points; BP - Bench points

KENTUCKY/OPPONENT

Opponent	PP	POT	2nd	FB	BP
Miami (Fla.)	32/28	15/13	8/11	4/4	12/17
Albany	28/22	17/6	9/8	4/0	14/19
New Hampshire	38/8	22/3	11/7	4/0	35/14
Colorado	36/36	12/17	12/22	10/11	9/18
MSU	40/6	18/10	8/4	6/0	11/12
Samford	34/14	17/3	16/0	6/0	20/26
Oklahoma	28/18	18/9	8/8	0/0	13/13
Louisville	24/32	8/18	4/17	6/2	3/11
Middle Tenn.	34/20	19/14	11/5	8/0	11/5
Arizona St.	44/34	20/15	4/17	4/0	0/12
Radford	26/16	19/13	8/9	4/0	15/18
Wash. St.	22/26	17/15	16/9	0/0	14/19
Duke	22/30	21/13	8/6	8/5	10/15
Tennessee	42/36	13/4	10/13	17/8	2/6
Mizzou	20/16	16/11	14/18	2/0	11/11
TAMU	40/30	8/12	8/22	8/0	7/3
Alabama	34/30	16/14	6/2	4/8	11/9
Georgia	36/26	24/11	16/4	4/2	18/22
LSU	40/22	14/15	5/6	8/4	7/11
Auburn	22/28	11/23	10/8	2/10	6/4
Ole Miss	44/36	25/10	14/3	12/0	9/32

Opponent	PP	POT	2nd	FB	BP
Mizzou					
USC					
Vandy					
Georgia					
Arkansas					
Florida					
Mississippi St.					
USC					
Total	686/514	352/249	206/199	122/54	238/281

CLUTCH FREE THROWS - INDIVIDUAL/SEASON TOTALS

(final three minutes of regulation and overtime in a six-point game)

Player	FT-FTA	Pct.
Maci Morris	8-12	.666
Taylor Murray	6-9	.666
Makayla Epps	4-4	1.000
Evelyn Akhator	9-14	.642
TOTAL	27-39	.692

MOST CONSECUTIVE OPP. POINTS

vs. Washington State	11
vs. Duke	11

MOST CONSECUTIVE OPP. PTS (SEC)

at Auburn	10
-----------	----

LARGEST LEAD IN 1ST HALF

vs. Georgia	30
-------------	----

LARGEST DEFICIT IN 1ST HALF

at Alabama	11
------------	----

LARGEST LEAD IN 2ND HALF

vs. New Hampshire	53
-------------------	----

LARGEST DEFICIT IN 2ND HALF

at Duke	20
---------	----

LARGEST LEAD IN LOSS

vs. Arizona State	9
vs. Texas A&M	9

LARGEST 1ST HALF DEFICIT IN WIN

vs. Missouri	10
--------------	----

LARGEST 2ND HALF DEFICIT IN WIN

at Auburn	7
-----------	---

LARGEST 1ST HALF DEFICIT IN SEC WIN

vs. Missouri	10
--------------	----

LARGEST 2ND HALF DEFICIT IN SEC WIN

at Auburn	7
-----------	---

LONGEST WINNING STREAK

Jan. 12-Jan. 26	5
-----------------	---

LONGEST SEC WINNING STREAK

Jan. 12-Jan. 26	5
-----------------	---

LONGEST LOSING STREAK

Dec. 29-Jan. 1	2
----------------	---

LARGEST MEMORIAL COL. CROWD

vs. Texas A&M	5,669
---------------	-------

LARGEST HOME CROWD

vs. Arizona State	13,225
-------------------	--------

LARGEST ROAD CROWD

at Louisville	12,245
---------------	--------

LARGEST NEUTRAL CROWD

TBD	
-----	--

KENTUCKY WBB 2016-17 PLAYER BIOS

0

LaShae HASEL • 6-0 • FORWARD • SOPHOMORE

BOWLING GREEN, KY. (WARREN CENTRAL HS)



2016-17 (Sophomore)

- Walked on to the program in the fall of 2016 and has worked hard to improve her game.
- Standout performer at Warren Central High School in Bowling Green, Ky.
- Did not participate in organized basketball last year.

2016-17 Season Highs

POINTS:	-
FGM:	-
FGA:	2 vs. Radford, 12/18/16
FTM:	-
FTA:	-
3FGM:	-
3FGA:	-
O-REBOUNDS:	2 vs. Radford, 12/18/16
D-REBOUNDS:	1, twice, last vs. Radford, 12/18/16
TOTAL REBOUNDS:	3 vs. Radford, 12/18/16
ASSISTS:	-
BLOCKS:	1 vs. Radford, 12/18/16
STEALS:	-
MINUTES:	3 vs. Ole Miss, 01/26/17

Career Highs

POINTS:	-
FGM:	-
FGA:	2 vs. Radford, 12/18/16
FTM:	-
FTA:	-
3FGM:	-
3FGA:	-
O-REBOUNDS:	2 vs. Radford, 12/18/16
D-REBOUNDS:	1, twice, last vs. Radford, 12/18/16
TOTAL REBOUNDS:	3 vs. Radford, 12/18/16
ASSISTS:	-
BLOCKS:	1 vs. Radford, 12/18/16
STEALS:	-
MINUTES:	3 vs. Ole Miss, 01/26/17

HASEL'S 2016-17 Game-by-Game Statistics

Opponent	Min	FG-A	3PT-A	FT-A	O-D-T	PF	A	TO	BS	ST	PTS
vs. Miami (Fla.)	DNP										
vs. Albany	1	0-0	0-0	0-0	0-0-0	0	0	0	0	0	0
vs. New Hampshire	2	0-0	0-0	0-0	0-0-0	0	0	0	0	0	0
at Colorado	DNP										
vs. MSU	1	0-0	0-0	0-0	0-1-1	0	0	0	0	0	0
vs. Samford	DNP										
vs. Oklahoma	DNP										
at Louisville	DNP										
vs. MTSU	DNP										
vs. Arizona St.	DNP										
vs. Radford	2	0-2	0-0	0-0	2-1-3	0	0	0	1	0	0
vs. Washington St.	DNP										
at Duke	DNP										
at Tennessee	DNP										
vs. Mizzou	DNP										
vs. TAMU	DNP										
at Alabama	DNP										
vs. Georgia	2	0-0	0-0	0-0	0-0-0	0	0	0	0	0	0
at LSU	DNP										
at Auburn	DNP										
vs. Ole Miss	3	0-1	0-0	0-0	0-0-0	1	0	0	0	0	0
at Mizzou	DNP										
vs. USC											
vs. Vandy											
at Georgia											
at Arkansas											
vs. Florida											
vs. Miss. St.											
at USC											

* Started game

Extras

	16-17	Career
Scored 10+ Points	-	-
Scored 15+ Points	-	-
Scored 20+ Points	-	-
Made 3+ 3FG	-	-
Double-figure Rebounds	-	-
Double-doubles	-	-
3+ Assists	-	-
2+ Steals	-	-
Led UK in Scoring	-	-
Led UK in Rebounds	-	-
Led UK in Assists	-	-
Led UK in Steals	-	-
Led UK in Blocks	-	-

LaShae HASEL'S Career Stats

Year	GP-GS	MIN	FG-FGA	PCT	3FG-FGA	PCT	FT-FTA	PCT	OFF-DEF	TOT-AVG	PF-FO	A	TO	BLK	ST	PTS-AVG
2016-17	6-0	11-1.8	0-3	.000	0-0	.000	0-0	.000	2-2	4-0.7	1-0	0	0	1	0	0-0.0
TOTAL	6-0	11-1.8	0-3	.000	0-0	.000	0-0	.000	2-2	4-0.7	1-0	0	0	1	0	0-0.0

KENTUCKY WBB 2016-17 PLAYER BIOS

4

MACI MORRIS • 6-0 • GUARD • SOPHOMORE

PINEVILLE, KY. (BELL COUNTY HS)



2016-17 (Sophomore)

- Tied her career-high five 3-pointers against Ole Miss on Jan. 26.
- Led the team in scoring against Auburn on Jan. 22 with 18 points, including a clutch floater with 16 seconds left and a made free throw in the final seconds to seal a four-point victory.
- Also led the team in rebounds against Auburn with a career-high 9 boards.
- Made a then season-high four 3-pointers against Auburn.
- Had a career game against Arizona State on Dec. 11, posting a career-high 29 points on 9-of-17 shooting to lead all scorers.
- Her 29-point performance against ASU marked the first 20+ point performance of her career.
- One of four players on the team to average in double-digit scoring with 11.9 points per game.

- Leads the team in made 3-pointers with 39.
- Leads the team in free throw percentage having made 44-of-51 attempts (.863).
- Has made at least one 3-pointer in 18 of 22 games.
- Recorded a then-career-best 19 points along with a career-high eight rebounds against No. 12 Oklahoma.
- Led UK in rebounds for the first time in her career against Oklahoma.
- Was one-of-three Wildcats to record a double-digit scoring performance against No. 14 Miami in the season opener, adding 11 points.

Morris' 2016-17 Game-by-Game Statistics

Opponent	Min	FG-A	3PT-A	FT-A	O-D-T	PF	A	TO	BS	ST	PTS
vs. Miami (Fla.)	36	4-13	3-6	0-0	0-2-2	2	2	3	1	0	11
vs. Albany	35	3-11	2-6	0-0	1-3-4	1	2	2	1	2	8
vs. New Hampshire	25	4-8	2-5	0-0	0-1-1	3	1	0	0	1	10
at Colorado	34	5-11	3-6	1-2	1-3-4	2	2	2	1	1	14
vs. MSU	33	6-13	0-3	2-2	3-3-6	3	1	1	1	1	14
vs. Samford	29	3-8	0-1	2-2	1-0-1	2	3	2	0	1	8
vs. Oklahoma	36	6-12	3-5	4-4	1-7-8	3	1	3	0	1	19
at Louisville	42	3-9	2-4	2-2	0-3-3	3	0	3	1	0	10
vs. MTSU	36	1-6	0-3	0-0	1-2-3	2	3	4	1	0	2
vs. Arizona St.	33	9-17	2-7	9-9	0-1-1	3	3	2	0	1	29
vs. Radford	29	3-11	1-4	0-0	0-2-2	2	4	2	0	0	7
vs. Washington St.	36	4-17	2-6	4-7	0-2-2	2	3	6	0	0	14
at Duke	31	3-15	1-7	4-4	0-3-3	3	0	3	1	1	11
at Tennessee	39	5-21	2-9	3-3	0-2-2	3	1	3	1	2	15
vs. Mizzou	26	3-7	2-3	3-4	0-0-0	4	2	1	0	0	11
vs. TAMU	34	2-9	2-5	0-0	1-1-2	2	1	1	1	0	6
at Alabama	22	3-7	0-3	2-2	0-0-0	4	1	6	0	1	8
vs. Georgia	35	3-9	1-4	0-0	0-5-5	1	2	2	2	0	7
at LSU	33	2-12	1-5	3-3	0-3-3	2	0	2	2	2	8
at Auburn	34	5-15	4-10	4-6	0-9-9	3	1	6	1	1	18
vs. Ole Miss	35	6-13	5-9	0-0	1-4-5	3	3	2	1	0	17
at Mizzou	40	6-15	1-5	1-1	0-1-1	4	1	0	0	0	14
vs. USC											
vs. Vandy											
at Georgia											
at Arkansas											
vs. Florida											
vs. Miss. St.											
at USC											

* Started game

2016-17 Season Highs

POINTS:	29 vs. Arizona St., 12/11/16
FGM:	9 vs. Arizona St., 12/11/16
FGA:	21 at Tennessee, 01/01/17
FTM:	9 vs. Arizona St., 12/11/16
FTA:	9 vs. Arizona St., 12/11/16
3FGM:	5 vs. Ole Miss, 01/26/17
3FGA:	10 at Auburn, 01/22/17
O-REBOUNDS:	3 vs. Morehead State, 11/23/16
D-REBOUNDS:	9 at Auburn, 01/22/17
TOTAL REBOUNDS:	9 at Auburn, 01/22/17
ASSISTS:	4 vs. Radford, 12/18/16
BLOCKS:	2, twice, last at LSU, 01/19/17
STEALS:	2, 3x, last at LSU, 01/19/17
MINUTES:	42 at Louisville, 12/04/16

Career Highs

POINTS:	29 vs. Arizona St., 12/11/16
FGM:	9 vs. Arizona St., 12/11/16
FGA:	21 at Tennessee, 01/01/17
FTM:	9 vs. Arizona St., 12/11/16
FTA:	9 vs. Arizona St., 12/11/16
3FGM:	5, twice, last vs. Ole Miss, 01/26/17
3FGA:	10 at Auburn, 01/22/17
O-REBOUNDS:	3 vs. Morehead State, 11/23/16
D-REBOUNDS:	9 at Auburn, 01/22/17
TOTAL REBOUNDS:	9 at Auburn, 01/22/17
ASSISTS:	4 vs. Radford, 12/18/16
BLOCKS:	2, 3x, last at LSU, 01/19/17
STEALS:	2, 6x, last at LSU, 01/19/17
MINUTES:	42 at Louisville, 12/04/16

Extras

	16-17	Career
Scored 10+ Points	14	29
Scored 15+ Points	5	8
Scored 20+ Points	1	1
Made 3+ 3FG	5	11
Double-figure Rebounds	-	-
3+ Assists	6	10
2+ Steals	2	5
Led UK in Scoring	3	5
Led UK in Rebounds	2	2
Led UK in Assists	3	3
Led UK in Blocks	8	10

Maci Morris' Career Stats

Year	GP-GS	MIN	FG-FGA	PCT	3FG-FGA	PCT	FT-FTA	PCT	OFF-DEF	TOT-AVG	PF-FO	A	TO	BLK	ST	PTS-AVG
2015-16	33-33	820-24.8	101-254	.398	49-125	.392	30-35	.857	8-77	85-2.6	78-4	31	54	7	19	281-8.5
2016-17	22-22	733-33.3	89-259	.344	39-116	.336	44-51	.863	10-57	67-3.0	57-0	37	56	15	15	261-11.9
TOTAL	55-55	1553-28.2	190-513	.370	88-241	.365	74-86	.860	18-134	152-2.8	135-4	68	110	22	34	542-9.9

KENTUCKY WBB 2016-17 PLAYER BIOS

11

RACHEL POTTER • 5-11 • GUARD • JUNIOR

PIKEVILLE, KY. (PIKEVILLE HS)



2016-17 (Junior)

- Joined the team as a walk-on during the summer of 2016, working out with the team during summer lifting.
- Standout player at Pikeville High School, where she is the school's all-time leading scorer.
- Played in her first career game against New Hampshire with two minutes.

2016-17 Season Highs

POINTS:	-
FGM:	-
FGA:	2 vs. Radford, 12/18/16
FTM:	-
FTA:	-
3FGM:	-
3FGA:	1 vs. New Hampshire, 11/17/16
O-REBOUNDS:	-
D-REBOUNDS:	-
TOTAL REBOUNDS:	-
ASSISTS:	-
BLOCKS:	-
STEALS:	-
MINUTES:	2, twice, last vs. Radford, 12/18/16

Career Highs

POINTS:	-
FGM:	-
FGA:	2 vs. Radford, 12/18/16
FTM:	-
FTA:	-
3FGM:	-
3FGA:	1 vs. New Hampshire, 11/17/16
O-REBOUNDS:	-
D-REBOUNDS:	-
TOTAL REBOUNDS:	-
ASSISTS:	-
BLOCKS:	-
STEALS:	-
MINUTES:	2, twice, last vs. Radford, 12/18/16

Potter's 2016-17 Game-by-Game Statistics

Opponent	Min	FG-A	3PT-A	FT-A	O-D-T	PF	A	TO	BS	ST	PTS
vs. Miami (Fla.)	DNP										
vs. Albany	DNP										
vs. New Hampshire	2	0-1	0-1	0-0	0-0-0	1	0	0	0	0	0
at Colorado	DNP										
vs. MSU	DNP										
vs. Samford	DNP										
vs. Oklahoma	DNP										
at Louisville	DNP										
vs. MTSU	DNP										
vs. Arizona St.	DNP										
vs. Radford	2	0-2	0-0	0-0	0-0-0	0	0	0	0	0	0
vs. Washington St.	DNP										
at Duke	DNP										
at Tennessee	DNP										
vs. Mizzou	DNP										
vs. TAMU	DNP										
at Alabama	DNP										
vs. Georgia	DNP										
at LSU	DNP										
at Auburn	DNP										
vs. Ole Miss	DNP										
at Mizzou	DNP										
vs. USC											
vs. Vandy											
at Georgia											
at Arkansas											
vs. Florida											
vs. Miss. St.											
at USC											

* Started game

Extras

	16-17	Career
Scored 10+ Points	-	-
Scored 15+ Points	-	-
Scored 20+ Points	-	-
Made 3+ 3FG	-	-
Double-figure Rebounds	-	-
Double-doubles	-	-
3+ Assists	-	-
2+ Steals	-	-
Led UK in Scoring	-	-
Led UK in Rebounds	-	-
Led UK in Assists	-	-
Led UK in Steals	-	-
Led UK in Blocks	-	-

Rachel Potter's Career Stats

Year	GP-GS	MIN	FG-FGA	PCT	3FG-FGA	PCT	FT-FTA	PCT	OFF-DEF	TOT-AVG	PF-FO	A	TO	BLK	ST	PTS-AVG
2016-17	2-0	4-2.0	0-3	.000	0-1	.000	0-0	.000	0-0	0-0.0	1-0	0	0	0	0	0-0.0
TOTAL	2-0	4-2.0	0-3	.000	0-1	.000	0-0	.000	0-0	0-0.0	1-0	0	0	0	0	0-0.0

KENTUCKY WBB 2016-17 PLAYER BIOS

13

EVELYN AKHATOR • 6-3 • FORWARD • SENIOR

LAGOS, NIGERIA (CHIPOLA JC/BRANO)



2016-17 (Senior)

- Has posted 20 or more points in five of the last seven games, including a career-high 29 points against Alabama on Jan. 12.
- After combining for 53 points and 31 rebounds for two double-doubles against Alabama and Georgia, she earned her third SEC Player of the Week honor.
- Leads the team in total rebounds with 229 (10.4 rpg).
- Is second on the team in scoring, averaging 15.1 points per game.
- Is the third player in the Matthew Mitchell era to score at least 11 points in each of the first seven games of a season (Jennifer O'Neill, 2014-15 and Victoria Dunlap, 2009-10).
- Including her 12 this season, she has recorded 25 double-doubles in her Kentucky career which ranks fourth-most double-doubles in school history.
- Including her double-double in the final game of the 2015-16 season against Washington,

Akhator was the first UK player to have five consecutive double-doubles since Eleia Roddy in the 2008-09 season.

- Posted a then-career-high 28 points against Albany, Nov. 12, to go along with 13 rebounds.
- Grabbed a career-high four steals at Duke on Dec. 29.
- Had a career-high four assists vs. Samford on Nov. 27.
- Leads the team in shooting efficiency, shooting 131-of-215 from the floor for a .609 clip.
- Is first on the team in blocks, with 18.
- Earned SEC Player of the Week honors twice earlier this season, including week one of the season and on Dec. 27.

Akhator's 2016-17 Game-by-Game Statistics

Opponent	Min	FG-A	3PT-A	FT-A	O-D-T	PF	A	TO	BS	ST	PTS
vs. Miami (Fla.)	24	8-14	0-0	2-2	4-6-10	3	1	3	2	2	18
vs. Albany	29	10-15	0-0	8-8	1-12-13	3	0	0	4	1	28
vs. New Hampshire	25	7-9	0-0	3-4	4-7-11	0	3	1	1	1	17
at Colorado	34	5-9	0-0	2-6	7-7-14	3	1	4	1	0	12
vs. MSU	29	5-10	0-0	1-2	2-7-9	0	0	0	0	1	11
vs. Samford	27	4-7	0-0	7-10	4-9-13	0	4	0	1	1	15
vs. Oklahoma	19	5-8	0-0	1-2	1-5-6	3	1	2	0	2	11
at Louisville	19	4-6	0-0	0-0	2-3-5	5	1	4	0	1	8
vs. MTSU	30	5-8	0-0	3-5	3-9-12	4	0	1	1	1	13
vs. Arizona St.	40	3-10	0-0	0-0	4-8-12	4	0	2	0	2	6
vs. Radford	25	6-9	0-0	1-2	2-5-7	2	0	2	1	2	13
vs. Washington St.	29	5-11	0-0	9-12	6-7-13	2	1	1	1	3	19
at Duke	30	0-3	0-0	1-2	5-10-15	2	1	3	0	4	1
at Tennessee	25	5-5	0-0	1-2	4-6-10	3	0	0	0	1	11
vs. Mizzou	30	4-7	0-0	6-11	4-4-8	4	0	1	0	1	14
vs. TAMU	34	6-10	0-0	8-8	2-2-4	3	2	2	3	3	20
at Alabama	36	12-14	0-0	5-6	3-12-15	2	3	1	0	0	29
vs. Georgia	30	10-15	0-0	4-8	6-10-16	2	0	2	2	2	24
at LSU	33	10-15	0-0	0-4	4-7-11	4	0	2	0	1	20
at Auburn	33	3-5	0-0	1-4	2-4-6	4	0	2	1	1	7
vs. Ole Miss	35	11-15	0-0	6-9	3-10-13	1	0	3	0	3	28
at Mizzou	26	3-10	0-0	2-2	2-4-6	4	0	1	0	1	8
vs. USC											
vs. Vandy											
at Georgia											
at Arkansas											
vs. Florida											
vs. Miss. St.											
at USC											

* Started game

2016-17 Season Highs

POINTS:	29 at Alabama, 01/12/17
FGM:	12 at Alabama, 01/12/17
FGA:	15, 4x, last vs. Ole Miss, 01/26/17
FTM:	9 vs. Washington St., 12/21/16
FTA:	12 vs. Washington St., 12/21/16
3FGM:	-
3FGA:	-
O-REBOUNDS:	7 at Colorado, 11/19/16
D-REBOUNDS:	12, twice, last at Alabama, 01/12/17
TOTAL REBOUNDS:	16 vs. Georgia, 01/15/17
ASSISTS:	4 vs. Samford, 11/27/16
BLOCKS:	4 vs. Albany, 11/12/16
STEALS:	4 at Duke, 12/29/16
MINUTES:	40 vs. Arizona State, 12/11/16

Career Highs

POINTS:	29 at Alabama, 01/12/17
FGM:	12 at Alabama, 01/12/17
FGA:	15,4x, last vs. Ole Miss, 01/26/17
FTM:	9, twice, last vs. Washington St., 12/21/16
FTA:	12, twice, last vs. Washington St., 12/21/16
3FGM:	1 vs. Rice 11/13/15
3FGA:	1 vs. Rice 11/13/15
O-REBOUNDS:	10 vs. Texas A&M 02/28/16
D-REBOUNDS:	12, twice, last at Alabama, 01/12/17
TOTAL REBOUNDS:	18 vs. Texas A&M 02/28/16
ASSISTS:	4 vs. Samford, 11/27/16
BLOCKS:	5 vs. Morehead State 11/18/15
STEALS:	4 at Duke, 12/29/16
MINUTES:	40 vs. Arizona State, 12/11/16

Extras

	16-17	Career
Scored 10+ Points	18	41
Scored 15+ Points	10	17
Scored 20+ Points	6	8
Double-figure Rebounds	14	29
Double-doubles	12	25
3+ Assists	3	4
2+ Steals	8	17
Led UK in Scoring	7	13
Led UK in Rebounds	16	16
Led UK in Assists	1	1
Led UK in Steals	6	14
Led UK in Blocks	9	20

Evelyn Akhator's Career Stats

Year	GP-GS	MIN	FG-FGA	PCT	3FG-FGA	PCT	FT-FTA	PCT	OFF-DEF	TOT-AVG	PF-FO	A	TO	BLK	ST	PTS-AVG
2015-16	33-33	884-28.6	156-306	.510	1-1	1.000	67-116	.578	121-185	306-9.3	83-3	22	59	32	37	380-11.5
2016-17	22-22	642-29.2	131-215	.609	0-0	.000	71-109	.651	75-154	229-10.4	58-1	18	37	18	34	333-15.1
TOTAL	55-55	1526-27.7	287-521	.551	1-1	1.000	138-225	.613	196-339	535-9.7	141-4	40	96	50	71	713-13.0

KENTUCKY WBB 2016-17 PLAYER BIOS

15

JESSICA HARDIN • 5-8 • GUARD • SENIOR

MONTICELLO, KY. (BELLARMINE/WAYNE COUNTY HS)



2016-17 (Senior)

- Saw her first career time for Kentucky in the season opener against Miami, scoring five points with three rebounds.
- Recorded her first double-digit scoring performance against New Hampshire on Nov. 17 with 11 points.
- Has the third-most 3-pointers made on the team with 11, three of which came against New Hampshire on Nov. 17.
- Has the highest 3-point shooting percentage on the team having made 11-of-29 attempts (.379).

2016-17 Season Highs

POINTS:	11 vs. New Hampshire, 11/17/16
FGM:	4 vs. New Hampshire 11/17/16
FGA:	8 vs. Albany, 11/12/16
FTM:	5 vs. Samford, 11/27/16
FTA:	6 vs. Samford, 11/27/16
3FGM:	3 vs. New Hampshire, 11/17/16
3FGA:	5 vs. New Hampshire, 11/17/16
O-REBOUNDS:	2 vs. Albany, 11/12/16
D-REBOUNDS:	3, twice, last vs. Samford, 11/27/16
TOTAL REBOUNDS:	5 vs. Albany, 11/12/16
ASSISTS:	1, 3x, last vs. Radford, 12/18/16
BLOCKS:	-
STEALS:	1, twice, last vs. Samford, 11/27/16
MINUTES:	25 vs. Samford, 11/27/16

Career Highs

POINTS:	19 vs. Quincy, 02/06/14
FGM:	7 vs. Quincy, 02/06/14
FGA:	14, 3x, last vs. Maryville, 03/02/14
FTM:	6, vs. North Alabama, 11/17/13
FTA:	7 vs. Truman State, 02/08/14
3FGM:	5, 3x, last vs. Quincy, 02/06/14
3FGA:	11, at Maryville, 03/02/14
O-REBOUNDS:	5, vs. William Jewell, 01/03/14
D-REBOUNDS:	5, vs. Missouri-St. Louis, 02/13/14
TOTAL REBOUNDS:	7, 2x, last vs. Missouri-St. Louis, 02/13/14
ASSISTS:	3, vs. Indianapolis, 02/22/14
BLOCKS:	1, 4x, last vs. Missouri-St. Louis, 02/13/14
STEALS:	3, vs. Kentucky State, 11/24/13
MINUTES:	29, vs. Southern Indiana, 01/2014

Hardin's 2016-17 Game-by-Game Statistics

Opponent	Min	FG-A	3PT-A	FT-A	O-D-T	PF	A	TO	BS	ST	PTS
vs. Miami (Fla.)	19	2-4	1-3	0-0	1-2-3	1	0	0	0	0	5
vs. Albany	21	2-8	2-4	0-1	2-3-5	3	0	1	0	1	6
vs. New Hampshire	18	4-7	3-5	0-0	0-0-0	3	1	0	0	0	11
at Colorado	6	0-2	0-2	0-0	1-1-2	0	0	1	0	0	0
vs. MSU	18	1-3	0-2	0-0	0-0-0	1	0	0	0	0	2
vs. Samford	25	1-5	1-2	5-6	1-3-4	2	1	0	0	1	8
vs. Oklahoma	16	1-5	1-3	0-0	0-1-1	0	1	0	0	0	3
at Louisville	4	1-1	1-1	0-0	0-0-0	1	0	0	0	0	3
vs. MTSU	6	0-0	0-0	0-0	0-2-2	0	0	0	1	0	0
vs. Arizona St.	16	0-3	0-2	0-0	0-1-1	1	1	0	0	0	0
vs. Radford	16	0-3	0-1	2-2	0-1-1	2	1	0	0	0	2
vs. Washington St.	10	1-3	1-3	0-0	0-0-0	1	0	0	0	0	3
at Duke	5	1-1	1-1	0-0	0-0-0	1	0	0	0	0	3
at Tennessee	DNP										
vs. Mizzou	DNP										
vs. TAMU	DNP										
at Alabama	DNP										
vs. Georgia	DNP										
at LSU	DNP										
at Auburn	DNP										
vs. Ole Miss	DNP										
at Mizzou	DNP										
vs. USC											
vs. Vandy											
at Georgia											
at Arkansas											
vs. Florida											
vs. Miss. St.											
at USC											

* Started game

Extras

	16-17	Career
Scored 10+ Points	1	12
Scored 15+ Points	-	4
Scored 20+ Points	-	-
Made 3+ 3FG	1	10
Double-figure Rebounds	-	-
Double-doubles	-	-
3+ Assists	-	1
2+ Steals	-	4
Led UK in Scoring	-	-
Led UK in Rebounds	-	-
Led UK in Assists	-	-
Led UK in Steals	-	-
Led UK in Blocks	1	1

Jessica Hardin's Career Stats

Year	GP-GS	MIN	FG-FGA	PCT	3FG-FGA	PCT	FT-FTA	PCT	OFF-DEF	TOT-AVG	PF-FO	A	TO	BLK	ST	PTS-AVG
2013-14*	26-16	535-20.5	80-217	.369	52-140	.371	37-54	.685	28-45	73-2.8	74-2	23	33	4	20	249-9.6
2016-17	13-0	180-13.8	14-45	.311	11-29	.379	7-9	.778	5-14	19-1.5	16-0	5	2	1	2	46-3.5
TOTAL	39-16	715-18.3	94-262	.359	63-169	.373	44-63	.698	33-59	92-2.4	90-2	28	35	5	22	295-7.6

* at Bellarmine

KENTUCKY WBB 2016-17 PLAYER BIOS

20

PAIGE POFFENBERGER • 5-8 • GUARD • FRESHMAN

MORGANTOWN, W.VA. (MORGANTOWN HS)



2016-17 (Freshman)

- Played a career-high 18 minutes against Ole Miss on Thursday.
- Recorded a career-high four rebounds at Alabama on Jan. 12.
- Scored a career-high five points against Texas A&M on Jan. 8 in just 10 minutes of action.
- Made her first career 3-pointer in the SEC home opener against Missouri on Jan. 5.
- Saw considerable minutes against New Hampshire, Nov. 17, scoring her first basket and adding three rebounds in 13 minutes.
- Getting more and more playing time due to her strong effort and hustle on the defensive end.

2016-17 Season Highs

POINTS:	5 vs. TAMU, 01/08/17
FGM:	2 vs. TAMU, 01/08/17
FGA:	5 vs. New Hampshire, 11/17/16
FTM:	-
FTA:	-
3FGM:	1, twice, last vs. TAMU, 01/08/17
3FGA:	2 vs. Missouri, 01/05/17
O-REBOUNDS:	1, twice, last vs. New Hampshire, 11/17/16
D-REBOUNDS:	4 at Alabama, 01/12/17
TOTAL REBOUNDS:	4 at Alabama, 01/12/17
ASSISTS:	1 vs. Radford, 12/18/16
BLOCKS:	-
STEALS:	1, 3x, last vs. Ole Miss, 01/26/17
MINUTES:	18 vs. Ole Miss, 01/26/17

Career Highs

POINTS:	5 vs. TAMU, 01/08/17
FGM:	2 vs. TAMU, 01/08/17
FGA:	5 vs. New Hampshire, 11/17/16
FTM:	-
FTA:	-
3FGM:	1, twice, last vs. TAMU, 01/08/17
3FGA:	2 vs. Missouri, 01/05/17
O-REBOUNDS:	1, twice, last vs. New Hampshire, 11/17/16
D-REBOUNDS:	4 at Alabama, 01/12/17
TOTAL REBOUNDS:	4 at Alabama, 01/12/17
ASSISTS:	1 vs. Radford, 12/18/16
BLOCKS:	-
STEALS:	1, 3x, last vs. Ole Miss, 01/26/17
MINUTES:	18 vs. Ole Miss, 01/26/17

Poffenberger's 2016-17 Game-by-Game Statistics

Opponent	Min	FG-A	3PT-A	FT-A	O-D-T	PF	A	TO	BS	ST	PTS
vs. Miami (Fla.)	DNP										
vs. Albany	3	0-1	0-0	0-0	1-0-1	0	0	1	0	0	0
vs. New Hampshire	13	1-5	0-1	0-0	1-2-3	0	0	0	0	0	2
at Colorado	DNP										
vs. MSU	2	0-0	0-0	0-0	0-0-0	1	0	0	0	0	0
vs. Samford	DNP										
vs. Oklahoma	DNP										
at Louisville	DNP										
vs. MTSU	DNP										
vs. Arizona St.	DNP										
vs. Radford	16	1-1	0-0	0-0	0-3-3	0	1	2	0	1	2
vs. Washington St.	15	1-2	0-1	0-0	0-1-1	2	0	0	0	0	2
at Duke	1	0-0	0-0	0-0	0-0-0	0	0	0	0	0	0
at Tennessee	3	0-0	0-0	0-0	0-0-0	2	0	0	0	0	0
vs. Mizzou	4	1-3	1-2	0-0	0-0-0	0	0	0	0	0	3
vs. TAMU	10	2-4	1-1	0-0	0-0-0	1	0	2	0	1	5
at Alabama	6	0-1	0-0	0-0	0-4-4	2	0	0	0	0	0
vs. Georgia	4	0-0	0-0	0-0	0-0-0	1	0	1	0	0	0
at LSU	1	0-0	0-0	0-0	0-0-0	0	0	0	0	0	0
at Auburn	2	0-0	0-0	0-0	0-0-0	1	0	1	0	0	0
vs. Ole Miss	18	1-1	0-0	0-0	0-2-2	1	0	0	0	1	2
at Mizzou	DNP										
vs. USC											
vs. Vandy											
at Georgia											
at Arkansas											
vs. Florida											
vs. Miss. St.											
at USC											

* Started game

Extras

	16-17	Career
Scored 10+ Points	-	-
Scored 15+ Points	-	-
Scored 20+ Points	-	-
Made 3+ 3FG	-	-
Double-figure Rebounds	-	-
Double-doubles	-	-
3+ Assists	-	-
2+ Steals	-	-
Led UK in Scoring	-	-
Led UK in Rebounds	-	-
Led UK in Assists	-	-
Led UK in Steals	-	-
Led UK in Blocks	-	-

Paige Poffenberger's Career Stats

Year	GP-GS	MIN	FG-FGA	PCT	3FG-FGA	PCT	FT-FTA	PCT	OFF-DEF	TOT-AVG	PF-FO	A	TO	BLK	ST	PTS-AVG
2016-17	14-0	98-7.0	7-18	.389	2-5	.400	0-0	.000	2-12	14-1.0	11-0	1	7	0	3	16-1.1
TOTAL	14-0	98-7.0	7-18	.389	2-5	.400	0-0	.000	2-12	14-1.0	11-0	1	7	0	3	16-1.1

KENTUCKY WBB 2016-17 PLAYER BIOS

21

OGECHI ANYAGALIGBO • 6-1 • FORWARD • SOPHOMORE

MIAMI, FLA. (STONY BROOK/MIAMI COUNTRY DAY)



2016-17 (Sophomore)

- Transfer from Stony Brook that will have to sit out this season due to NCAA transfer rules.
- Was named the America East Conference Rookie of the Year last season at Stony Brook after averaging 10.1 points and 9.0 rebounds per game.

2016-17 Season Highs

POINTS:	-
FGM:	-
FGA:	-
FTM:	-
FTA:	-
3FGM:	-
3FGA:	-
O-REBOUNDS:	-
D-REBOUNDS:	-
TOTAL REBOUNDS:	-
ASSISTS:	-
BLOCKS:	-
STEALS:	-
MINUTES:	-

Career Highs

POINTS:	23 vs. LIU, 12/21/15
FGM:	10 vs. LIU, 12/21/15
FGA:	16 vs. LIU, 12/21/15
FTM:	4 vs. Hartford, 03/05/16
FTA:	6 vs. Syracuse, 12/06/15
3FGM:	-
3FGA:	-
O-REBOUNDS:	5, 2x, last vs. Hartford, 12/30/15
D-REBOUNDS:	16 vs. Wagner, 12/18/15
TOTAL REBOUNDS:	19 vs. Wagner, 12/18/15
ASSISTS:	3 vs. UMBC, 01/13/16
BLOCKS:	4 vs. New Hampshire, 1/16/16
STEALS:	3 vs. New Hampshire, 1/16/16
MINUTES:	39 vs. St. Bonaventure, 12/01/15

Anyagaligbo's 2016-17 Game-by-Game Statistics

Opponent	Min	FG-A	3PT-A	FT-A	O-D-T	PF	A	TO	BS	ST	PTS
vs. Miami (Fla.)											
vs. Albany											
vs. New Hampshire											
at Colorado											
vs. MSU											
vs. Samford											
vs. Oklahoma											
at Louisville											
vs. MTSU											
vs. Arizona St.											
vs. Radford											
vs. Washington St.											
at Duke											
at Tennessee											
vs. Mizzou											
vs. TAMU											
at Alabama											
vs. Georgia											
at LSU											
at Auburn											
vs. Ole Miss											
at Mizzou											
vs. USC											
vs. Vandy											
at Georgia											
at Arkansas											
vs. Florida											
vs. Miss. St.											
at USC											

* Started game

Extras

	16-17	Career
Scored 10+ Points	-	16
Scored 15+ Points	-	4
Scored 20+ Points	-	1
Made 3+ 3FG	-	-
Double-figure Rebounds	-	12
Double-doubles	-	9
3+ Assists	-	-
2+ Steals	-	7
Led UK in Scoring	-	-
Led UK in Rebounds	-	-
Led UK in Assists	-	-
Led UK in Steals	-	-
Led UK in Blocks	-	-

Ogechi Anyagaligbo's Career Stats

Year	GP-GS	MIN	FG-FGA	PCT	3FG-FGA	PCT	FT-FTA	PCT	OFF-DEF	TOT-AVG	PF-FO	A	TO	BLK	ST	PTS-AVG
2015-16*	32-31	916-28.6	135-243	.556	0-0	.000	54-89	.607	75-214	289-9.0	81-2	23	81	41	26	324-10.1
2016-17	0-0	0	0-0	.000	0-0	.000	0-0	.000	0-0	0-0	0-0	0	0	0	0	0-0.0
TOTAL	32-31	916-28.6	135-243	.556	0-0	.000	54-89	.607	75-214	289-9.0	81-2	23	81	41	26	324-10.1

* at Stony Brook

KENTUCKY WBB 2016-17 PLAYER BIOS

22

MAKENZIE CANN • 6-1 • GUARD • JUNIOR

LAWRENCEBURG, KY. (CINCINNATI/ANDERSON COUNTY HS)



2016-17 (Junior)

- Is second on the team in made 3s with 32.
- Earned her first career start against No. 7 Louisville on Dec. 4, where she played a career-high 45 minutes.
- Posted a game-high 20 points against New Hampshire on Nov. 12, which was only the second time in her collegiate career to post 20+ points.
- Made six 3s against New Hampshire to tie her career high.
- Notched career-highs in steals and offensive rebounds against No. 14 Miami on Nov. 11, with three apiece.
- Is fifth on the team in scoring with 6.7 points per game.
- Averages the fifth-most minutes on the team, playing 28.8 minutes per game.

2016-17 Season Highs

POINTS:	20 vs. New Hampshire, 11/17/16
FGM:	6 vs. New Hampshire, 11/17/16
FGA:	10, 3x, last vs. Georgia, 01/15/17
FTM:	3, twice, last vs. Samford, 11/27/16
FTA:	4 vs. Samford, 11/27/16
3FGM:	6 vs. New Hampshire, 11/17/16
3FGA:	8 vs. New Hampshire, 11/17/16
O-REBOUNDS:	3, 3x, last vs. Washington St., 12/21/16
D-REBOUNDS:	5 vs. Morehead State, 11/23/16
TOTAL REBOUNDS:	7, 3x, last vs. Radford, 12/18/16
ASSISTS:	4 vs. New Hampshire, 11/17/16
BLOCKS:	1, twice, last vs. Oklahoma, 12/01/16
STEALS:	5 at Duke, 12/29/16
MINUTES:	45 at Louisville, 12/04/16

Career Highs

POINTS:	23 vs. UCF, 03/06/15
FGM:	6, twice, last vs. New Hampshire, 11/17/16
FGA:	12, vs. USF, 02/07/15
FTM:	5, twice, last vs. UCF, 03/06/15
FTA:	6 vs. UCF, 03/06/15
3FGM:	6, twice, last vs. New Hampshire, 11/17/16
3FGA:	12 vs. USF, 02/07/15
O-REBOUNDS:	3, 3x, last vs. Washington St., 12/21/16
D-REBOUNDS:	5, twice, last vs. Morehead State, 11/23/16
TOTAL REBOUNDS:	7, 3x, last vs. Radford, 12/18/16
ASSISTS:	4 vs. New Hampshire, 11/17/16
BLOCKS:	1, 7x, last vs. Oklahoma, 12/01/16
STEALS:	5 at Duke, 12/29/16
MINUTES:	45 at Louisville, 12/04/16

Cann's 2016-17 Game-by-Game Statistics

Opponent	Min	FG-A	3PT-A	FT-A	O-D-T	PF	A	TO	BS	ST	PTS
vs. Miami (Fla.)	35	2-4	2-3	1-2	3-4-7	1	2	0	1	3	7
vs. Albany	27	2-6	1-5	3-3	2-2-4	1	1	0	0	1	8
vs. New Hampshire	25	6-9	6-8	2-3	1-4-5	1	4	0	0	0	20
at Colorado	24	2-6	1-4	0-0	0-3-3	2	1	1	0	2	5
vs. MSU	26	3-6	1-4	0-0	2-5-7	1	1	1	0	0	7
vs. Samford	32	4-7	1-4	3-4	0-1-1	2	1	1	0	1	12
vs. Oklahoma	38	4-7	2-5	0-0	1-3-4	0	3	2	1	0	10
at Louisville	45	1-7	1-6	0-0	1-3-4	3	1	3	0	1	3
vs. MTSU	33	2-10	0-5	2-3	1-0-1	1	3	3	0	0	6
vs. Arizona St.	33	2-7	2-6	0-0	0-1-1	3	3	2	0	1	6
vs. Radford	27	4-10	3-7	0-0	3-4-7	1	1	0	0	0	11
vs. Washington St.	33	3-8	3-6	0-0	3-3-6	2	3	4	0	1	9
at Duke	32	2-8	1-5	0-0	0-4-4	1	1	1	0	5	3
at Tennessee	15	0-3	0-2	0-0	0-2-2	2	0	0	0	0	0
vs. Mizzou	21	1-5	1-5	0-0	2-0-2	2	0	0	0	0	3
vs. TAMU	22	0-3	0-2	0-0	1-1-2	0	1	0	0	0	0
at Alabama	30	3-7	3-6	0-2	2-4-6	1	0	1	0	1	9
vs. Georgia	31	4-10	3-7	0-0	2-3-5	1	3	2	0	0	11
at LSU	25	1-6	0-4	0-0	2-3-5	1	1	1	0	0	2
at Auburn	30	2-5	1-4	1-2	0-2-2	1	1	0	0	0	6
vs. Ole Miss	DNP										
at Mizzou	21	0-3	0-1	0-0	1-0-1	4	0	1	0	0	0
vs. USC											
vs. Vandy											
at Georgia											
at Arkansas											
vs. Florida											
vs. Miss. St.											
at USC											

* Started game

Extras

	16-17	Career
Scored 10+ Points	5	14
Scored 15+ Points	1	3
Scored 20+ Points	1	2
Made 3+ 3FG	4	9
Double-figure Rebounds	-	-
Double-doubles	-	-
3+ Assists	5	10
2+ Steals	2	3
Led UK in Scoring	1	1
Led UK in Rebounds	-	-
Led UK in Assists	2	2
Led UK in Steals	3	3
Led UK in Blocks	1	1

Makenzie Cann's Career Stats

Year	GP-GS	MIN	FG-FGA	PCT	3FG-FGA	PCT	FT-FTA	PCT	OFF-DEF	TOT-AVG	PF-FO	A	TO	BLK	ST	PTS-AVG
2014-15*	31-1	710-22.9	66-191	.346	51-139	.367	33-39	.846	8-50	58-1.9	36-0	37	21	5	11	216-7.0
2015-16							DNP-Transfer									
2016-17	21-3	605-28.8	48-137	.350	32-99	.323	12-19	.632	27-52	79-3.8	25-0	30	22	2	15	140-6.7
TOTAL	52-4	1315-25.3	114-328	.348	83-238	.349	45-58	.776	35-102	137-2.6	61-0	67	43	7	26	356-6.8

* at Cincinnati

KENTUCKY WBB 2016-17 PLAYER BIOS

24

TAYLOR MURRAY • 5-6 • GUARD • SOPHOMORE

ODENTON, MD. (ANNAPOLIS AREA CHRISTIAN)



2016-17 (Sophomore)

- Posted her second career double-double at Missouri on Monday with 18 points and a career-high tying 13 rebounds, including a career-high eight offensive boards.
- Dished out a career-high eight assists against Ole Miss.
- Recorded her first career double-double against LSU on Jan. 19 with 11 points and a career-high 13 rebounds to lead UK in rebounds, assists and blocks in the game.
- In the SEC opener at Tennessee, she set a career-high in scoring for the third time this season with 23 points, also becoming the second player on the team to score 20+ points in multiple contests this season.
- In her first game back from injury, she posted a team-leading 18 points at Duke on Dec. 29 for her seventh double-figure scoring effort of the season.
- Posted a then-career-high 21 points on 7-of-14 shooting against No. 7 Louisville on Dec. 4, marking her first career game with 20+ points.

- Had a career night against Morehead State on Nov. 23, scoring a then-career-high 18 points and eight rebounds.
- Is one of four Kentucky players averaging double-digit scoring (12.8).
- Has emerged as a more confident leader as the season has progressed.
- Is second on the team in assists this season with 63, adding 36 steals and only 29 turnovers.
- Is also second on the team in rebounding, averaging 5.5 per game.
- Earned her first career start against No. 14 Miami, in which she tallied eight points, three assists and three rebounds.

Murray's 2016-17 Game-by-Game Statistics

Opponent	Min	FG-A	3PT-A	FT-A	O-D-T	PF	A	TO	BS	ST	PTS
vs. Miami (Fla.)	26	3-6	1-2	1-2	1-3-4	3	3	1	0	3	8
vs. Albany	25	1-4	0-1	2-2	0-3-3	2	3	3	0	1	4
vs. New Hampshire	20	2-4	0-1	2-2	0-3-3	0	2	1	0	1	6
at Colorado	34	6-10	1-2	1-2	1-5-6	2	2	1	0	0	14
vs. MSU	27	8-13	2-5	0-0	0-8-8	1	2	1	0	2	18
vs. Samford	33	5-7	0-1	5-7	1-4-5	2	1	0	0	0	15
vs. Oklahoma	37	1-8	0-1	7-8	3-3-6	1	3	1	0	3	9
at Louisville	44	7-14	0-3	7-10	0-5-5	4	1	1	0	1	21
vs. MTSU	34	6-12	0-1	4-4	4-3-7	1	3	2	0	3	16
vs. Arizona St.	40	8-13	0-1	0-1	2-2-4	1	4	3	0	0	16
vs. Radford	DNP - Injury										
vs. Washington St.	DNP - Injury										
at Duke	37	6-15	2-2	4-4	3-1-4	1	1	2	0	1	18
at Tennessee	38	8-11	0-0	7-8	1-5-6	1	2	0	0	2	23
vs. Mizzou	31	2-4	2-2	1-2	0-3-3	2	2	1	0	0	7
vs. TAMU	29	4-9	0-2	3-3	1-3-4	4	5	0	0	1	11
at Alabama	30	2-5	0-2	0-0	1-3-4	2	4	2	0	4	4
vs. Georgia	23	4-8	0-1	6-6	1-2-3	2	3	0	0	1	14
at LSU	37	3-8	0-3	3-4	2-11-13	0	5	2	1	3	11
at Auburn	36	5-11	0-1	4-6	1-2-3	2	5	0	0	3	14
vs. Ole Miss	32	4-9	0-1	0-0	1-4-5	1	8	3	0	4	8
at Mizzou	38	4-10	0-1	10-10	8-5-13	3	4	3	0	3	18
vs. USC											
vs. Vandy											
at Georgia											
at Arkansas											
vs. Florida											
vs. Miss. St.											
at USC											

* Started game

2016-17 Season Highs

POINTS:	23 at Tennessee, 01/01/17
FGM:	8, 3x, last at Tennessee, 01/01/17
FGA:	15 at Duke, 12/29/16
FTM:	10 at Missouri, 01/30/17
FTA:	10, twice, last at Missouri, 01/30/17
3FGM:	2, 3x, last vs. Missouri, 01/05/17
3FGA:	5 vs. Morehead State, 11/23/16
O-REBOUNDS:	8 at Missouri, 01/30/17
D-REBOUNDS:	11 at LSU, 01/19/17
TOTAL REBOUNDS:	13, twice, last at Missouri, 01/30/17
ASSISTS:	8 vs. Ole Miss, 01/26/17
BLOCKS:	1 at LSU, 01/19/17
STEALS:	4, twice, last vs. Ole Miss, 01/26/17
MINUTES:	44 at Louisville, 12/04/16

Career Highs

POINTS:	23 at Tennessee, 01/01/17
FGM:	8, 3x, last at Tennessee, 01/01/17
FGA:	15 at Duke, 12/29/16
FTM:	10 at Missouri, 01/30/17
FTA:	10, twice, last at Missouri, 01/30/17
3FGM:	2, 5x, last vs. Missouri, 01/05/17
3FGA:	6 vs. Morehead State 11/18/15
O-REBOUNDS:	8 at Missouri, 01/30/17
D-REBOUNDS:	11 at LSU, 01/19/17
TOTAL REBOUNDS:	13, twice, last at Missouri, 01/30/17
ASSISTS:	8 vs. Ole Miss, 01/26/17
BLOCKS:	1, twice, last at LSU, 01/19/17
STEALS:	6 vs. Auburn 01/17/16
MINUTES:	44 at Louisville, 12/04/16

Extras

	16-17	Career
Scored 10+ Points	13	23
Scored 15+ Points	8	8
Scored 20+ Points	2	2
Double-Doubles	2	2
Made 3+ 3FG	-	-
Double-figure Rebounds	2	2
5+ Assists	4	6
3+ Steals	8	17
Led UK in Scoring	5	6
Led UK in Rebounds	3	3
Led UK in Assists	8	9
Led UK in Steals	9	24

Taylor Murray's Career Stats


Year	GP-GS	MIN	FG-FGA	PCT	3FG-FGA	PCT	FT-FTA	PCT	OFF-DEF	TOT-AVG	PF-FO	A	TO	BLK	ST	PTS-AVG
2015-16	33-0	757-22.9	81-185	.538	14-52	.269	50-60	.833	20-68	88-2.7	72-0	73	52	1	56	226-6.8
2016-17	20-20	651-32.5	90-181	.497	8-33	.242	67-81	.827	31-78	109-5.5	35-0	63	29	1	36	255-12.8
TOTAL	53-20	1408-26.6	171-366	.467	22-85	.259	117-141	.830	51-146	197-3.7	107-0	136	81	2	92	481-9.1

KENTUCKY WBB 2016-17 PLAYER BIOS

25

MAKAYLA EPPS • 5-10 • GUARD • SENIOR

LEBANON, KY. (MARION COUNTY HS)



2016-17 (Senior)

- Epps' 373 career assists ranks eighth in school history.
- Is a member of the Wooden Award Midseason Top 25 list, which was released on Jan. 11 as well as preseason All-America by multiple outlets and on Nancy Lieberman Preseason Watch List.
- Her 1,574 career points ranks 7th in UK history.
- Leads the team in scoring with 16.7 points per game.
- Recorded her first double-double of the season against No. 7 Louisville with 22 points and 16 rebounds.
- Had a season-high scoring performance against No. 12 Oklahoma on Dec. 1, adding 30 points.
- Had a standout performance in the season opener, scoring a game-high 29 points in the victory over Miami.

- Took over late in the game against Miami, scoring 22 points in the second half and 18 in the fourth quarter alone.
- Leads the team in assists with 83.
- Has recorded the most 20+ point games on the team with eight.
- Has led UK in scoring in 11 of 22 games this season.
- Earned SEC Player of the Week honors on Dec. 6 for her performances against No. 12 Oklahoma and No. 7 Louisville, in which she combined for 52 points, 19 rebounds and 11 assists.

Epps' 2016-17 Game-by-Game Statistics

Opponent	Min	FG-A	3PT-A	FT-A	O-D-T	PF	A	TO	BS	ST	PTS
vs. Miami (Fla.)	37	10-19	1-4	8-15	0-3-3	0	5	3	0	3	29
vs. Albany	26	2-8	0-3	4-4	0-2-2	4	6	2	0	0	8
vs. New Hampshire	23	6-12	1-4	1-1	0-2-2	1	5	0	0	3	14
at Colorado	37	4-8	0-2	6-9	0-1-1	0	4	4	0	2	14
vs. MSU	29	6-17	0-1	6-7	1-2-3	1	9	0	0	1	18
vs. Samford	29	9-15	0-2	2-2	1-4-5	0	2	1	0	0	20
vs. Oklahoma	39	12-19	1-2	5-6	0-3-3	2	5	3	1	2	30
at Louisville	45	8-19	1-3	5-8	0-16-16	3	6	7	0	3	22
vs. MTSU	29	6-11	0-0	1-1	0-3-3	2	3	3	0	0	13
vs. Arizona St.	41	6-10	0-0	2-2	0-1-1	1	2	6	0	1	14
vs. Radford	31	6-12	1-5	0-0	0-5-5	1	1	0	0	0	13
vs. Washington St.	38	7-17	2-5	4-4	1-4-5	0	3	4	1	0	20
at Duke	38	5-13	0-0	2-2	2-1-3	2	2	4	0	3	12
at Tennessee	39	3-13	0-4	2-2	0-4-4	0	2	1	0	0	8
vs. Mizzou	40	7-18	2-4	1-1	0-5-5	0	5	1	0	1	17
vs. TAMU	36	9-19	0-2	3-3	2-2-4	3	2	2	0	0	20
at Alabama	38	5-11	1-2	5-6	1-0-1	3	3	3	0	1	16
vs. Georgia	33	5-8	2-3	1-2	0-2-2	0	6	2	0	0	13
at LSU	37	4-8	0-2	1-2	1-5-6	0	1	3	0	1	9
at Auburn	39	6-9	2-5	3-3	1-6-7	1	4	6	0	0	17
vs. Ole Miss	36	8-12	2-3	2-4	1-3-4	1	6	2	0	1	20
at Mizzou	38	8-15	2-4	2-4	1-3-4	4	1	2	0	0	20
vs. USC											
vs. Vandy											
at Georgia											
at Arkansas											
vs. Florida											
vs. Miss. St.											
at USC											

* Started game

2016-17 Season Highs

POINTS:	30 vs. Oklahoma, 12/01/16
FGM:	12 vs. Oklahoma, 12/01/16
FGA:	19, 4x, last vs. TAMU, 01/08/17
FTM:	8 vs. Miami, 11/11/16
FTA:	15 vs. Miami, 11/11/16
3FGM:	2, 6x, last at Missouri, 01/30/17
3FGA:	5, 3x, last at Auburn, 01/22/17
O-REBOUNDS:	2, twice, last vs. TAMU, 01/08/17
D-REBOUNDS:	16 at Louisville, 12/04/16
TOTAL REBOUNDS:	16 at Louisville, 12/04/16
ASSISTS:	9 vs. Morehead State, 11/23/16
BLOCKS:	1, twice, last vs. Washington St., 12/21/16
STEALS:	3, 4x, last at Duke, 12/29/16
MINUTES:	45 at Louisville, 12/04/16

Career Highs

POINTS:	42 vs. Mississippi State 2/12/15
FGM:	18 vs. Mississippi State 2/12/15
FGA:	30 vs. Mississippi State 2/12/15
FTM:	12 vs. Ole Miss 01/21/16
FTA:	15, twice, last vs. Miami, 11/11/16
3FGM:	3, 3x, last vs. UNC Asheville 03/19/16
3FGA:	6 vs. Morehead State 11/18/15
O-REBOUNDS:	4, 4x, last vs. Morehead State, 11/18/15
D-REBOUNDS:	16 at Louisville, 12/04/16
TOTAL REBOUNDS:	16 at Louisville, 12/04/16
ASSISTS:	12 vs. Morehead State 11/18/15
BLOCKS:	1, 7x, last vs. Washington St., 12/21/16
STEALS:	4, thrice, last vs. Georgia 01/10/16
MINUTES:	45 at Louisville, 12/04/16

Extras

	16-17	Career
Scored 10+ Points	19	80
Scored 15+ Points	12	46
Scored 20+ Points	8	27
Double-Doubles	1	4
Triple-Doubles	-	1
Made 3+ 3FG	-	3
5+ Assists	9	30
4+ Rebounds	10	49
3+ Steals	4	21
Led UK in Scoring	11	39
Led UK in Rebounds	2	8
Led UK in Assists	13	47
Led UK in Steals	6	26

Makayla Epps' Career Stats

Year	GP-GS	MIN	FG-FGA	PCT	3FG-FGA	PCT	FT-FTA	PCT	OFF-DEF	TOT-AVG	PF-FO	A	TO	BLK	ST	PTS-AVG
2013-14	34-1	391-111.5	56-116	.483	12-41	.293	31-46	.674	10-37	47-1.4	32-0	46	21	0	11	155-4.6
2014-15	34-22	1102-32.4	184-414	.444	24-76	.316	114-165	.691	47-109	156-4.6	38-0	101	69	6	45	506-14.9
2015-16	32-32	1126-35.2	207-438	.473	26-92	.283	106-146	.726	39-115	154-4.8	40-0	143	77	4	41	546-17.1
2016-17	22-22	777-35.3	142-293	.485	18-60	.300	65-88	.739	12-83	95-4.3	29-0	83	59	2	22	367-16.7
TOTAL	122-77	3396-27.8	589-1261	.467	80-269	.297	316-445	.710	108-344	452-3.7	139-0	373	226	12	119	1574-12.9

KENTUCKY WBB 2016-17 PLAYER BIOS

32

JAIDA ROPER • 5-6 • GUARD • FRESHMAN

MEMPHIS, TENN. (HOUSTON HS)



2016-17 (Freshman)

- Tied her career-high seven points for the third time at Missouri on Monday.
- Made her first career 3-pointer against Missouri on Jan. 5.
- With Taylor Murray out due to injury against Radford on Dec. 18, Roper earned her first career start for the Wildcats in which she played a career-high 25 minutes to lead the team in assists with four and steals with two.
- Saw a then-career-high 21 minutes against New Hampshire where she earned her first basket of her career.
- Scored a career-high seven points against Middle Tennessee on Dec. 9, along with grabbing a career-high three boards.
- Led Kentucky in assists against New Hampshire with six.

2016-17 Season Highs

POINTS:	7, 4x, last at Missouri, 01/30/17
FGM:	2, 5x, last at Missouri, 01/30/17
FGA:	7 vs. Missouri, 01/05/17
FTM:	3 vs. MTSU, 12/09/16
FTA:	4 vs. Morehead State, 11/23/16
3FGM:	1, 5x, last at Missouri, 01/30/17
3FGA:	3 vs. Missouri, 01/05/17
O-REBOUNDS:	3 at LSU, 01/19/17
D-REBOUNDS:	2, 3x, last vs. Georgia, 01/15/17
TOTAL REBOUNDS:	3, 4x, last at Missouri, 01/30/17
ASSISTS:	6 vs. New Hampshire, 11/17/16
BLOCKS:	-
STEALS:	2 vs. Radford, 12/18/16
MINUTES:	25 vs. Radford, 12/18/16

Career Highs

POINTS:	7, 4x, last at Missouri, 01/30/17
FGM:	2, 5x, last at Missouri, 01/30/17
FGA:	7 vs. Missouri, 01/05/17
FTM:	3 vs. MTSU, 12/09/16
FTA:	4 vs. Morehead State, 11/23/16
3FGM:	1, 5x, last at Missouri, 01/30/17
3FGA:	3 vs. Missouri, 01/05/17
O-REBOUNDS:	3 at LSU, 01/19/17
D-REBOUNDS:	2, 3x, last vs. Georgia, 01/15/17
TOTAL REBOUNDS:	3, 4x, last at Missouri, 01/30/17
ASSISTS:	6 vs. New Hampshire, 11/17/16
BLOCKS:	-
STEALS:	2 vs. Radford, 12/18/16
MINUTES:	25 vs. Radford, 12/18/16

Roper's 2016-17 Game-by-Game Statistics

Opponent	Min	FG-A	3PT-A	FT-A	O-D-T	PF	A	TO	BS	ST	PTS
vs. Miami (Fla.)	4	0-0	0-0	0-0	0-0-0	0	1	1	0	0	0
vs. Albany	14	0-2	0-0	0-0	0-0-0	1	1	1	0	1	0
vs. New Hampshire	21	1-5	0-0	0-0	0-1-1	0	6	1	0	0	2
at Colorado	10	1-3	0-1	2-2	0-1-1	2	0	3	0	0	4
vs. MSU	9	0-2	0-0	2-4	0-0-0	1	0	3	0	0	2
vs. Samford	4	0-0	0-0	0-0	0-0-0	1	0	0	0	0	0
vs. Oklahoma	2	0-0	0-0	0-0	0-0-0	0	0	0	0	0	0
at Louisville	DNP										
vs. MTSU	18	2-3	0-0	3-4	1-2-3	1	3	1	0	0	7
vs. Arizona St.	5	0-1	0-0	0-0	0-0-0	0	0	0	0	1	0
vs. Radford	25	1-5	0-2	0-0	0-1-1	1	4	2	0	2	2
vs. Washington St.	16	0-0	0-0	0-0	0-0-0	2	1	2	0	1	0
at Duke	6	1-2	0-1	0-0	0-0-0	1	0	0	0	1	2
at Tennessee	9	1-3	0-1	0-0	0-0-0	2	1	1	0	0	2
vs. Mizzou	21	2-7	1-3	0-0	1-2-3	1	2	1	0	0	5
vs. TAMU	11	1-3	0-1	0-0	1-0-1	0	0	2	0	1	2
at Alabama	16	1-6	0-2	0-0	1-1-2	2	1	0	0	0	2
vs. Georgia	24	2-4	1-1	2-2	0-2-2	2	4	1	0	0	7
at LSU	16	2-5	1-2	0-0	3-0-3	0	1	3	0	0	5
at Auburn	9	0-2	0-2	0-0	0-1-1	1	1	3	0	0	0
vs. Ole Miss	18	2-4	1-1	2-2	1-0-1	4	5	1	0	0	7
at Mizzou	16	2-4	1-2	2-2	2-1-3	2	0	0	0	1	7
vs. USC											
vs. Vandy											
at Georgia											
at Arkansas											
vs. Florida											
vs. Miss. St.											
at USC											

* Started game

Extras

	16-17	Career
Scored 10+ Points	-	-
Scored 15+ Points	-	-
Scored 20+ Points	-	-
Made 3+ 3FG	-	-
Double-figure Rebounds	-	-
Double-doubles	-	-
3+ Assists	5	5
2+ Steals	1	1
Led UK in Scoring	-	-
Led UK in Rebounds	-	-
Led UK in Assists	3	3
Led UK in Steals	1	1
Led UK in Blocks	-	-

Jaida Roper's Career Stats

Year	GP-GS	MIN	FG-FGA	PCT	3FG-FGA	PCT	FT-FTA	PCT	OFF-DEF	TOT-AVG	PF-FO	A	TO	BLK	ST	PTS-AVG
2016-17	21-2	274-13.0	19-61	.311	5-19	.263	13-16	.813	10-12	22-1.0	24-0	31	26	0	8	56-2.7
TOTAL	21-2	274-13.0	19-61	.311	5-19	.263	13-16	.813	10-12	22-1.0	24-0	31	26	0	8	56-2.7

KENTUCKY WBB 2016-17 PLAYER BIOS

45

ALYSSA RICE • 6-3 • CENTER • JUNIOR

REYNOLDSBURG, OHIO (REYNOLDSBURG HS)



2016-17 (Junior)

- Led UK in blocks for the tenth time in her career when she had a career-high tying three blocks against Ole Miss.
- Posted a near double-double against Radford on Dec. 18 with nine points and nine boards to lead the team in rebounds for the first time in her career.
- Played a career-high 32 minutes against Tennessee in the SEC opener on Jan. 1.
- Is third on the team in rebounds with 101 total.
- Posted her first career double-digit scoring performance against New Hampshire, Nov. 17.
- Recorded a career-high five offensive boards against Radford.
- Has recorded the second-most blocks on the team with 17.

2016-17 Season Highs

POINTS:	10 vs. New Hampshire, 11/17/16
FGM:	5 vs. New Hampshire, 11/17/16
FGA:	10 vs. Radford, 12/18/16
FTM:	4 vs. Albany, 11/12/16
FTA:	8 vs. Albany, 11/12/16
3FGM:	-
3FGA:	-
O-REBOUNDS:	5 vs. Radford, 12/18/16
D-REBOUNDS:	6 vs. Washington St., 12/21/16
TOTAL REBOUNDS:	9 vs. Radford, 12/18/16
ASSISTS:	3 vs. Radford, 12/18/16
BLOCKS:	3 vs. Ole Miss, 01/26/17
STEALS:	2, twice, last vs. Georgia, 01/15/17
MINUTES:	32 at Tennessee, 01/01/17

Career Highs

POINTS:	10 vs. New Hampshire, 11/17/16
FGM:	5 vs. New Hampshire, 11/17/16
FGA:	10 vs. Radford, 12/18/16
FTM:	4 vs. Albany, 11/12/16
FTA:	8 vs. Albany, 11/12/16
3FGM:	-
3FGA:	2 vs. Morehead State, 11/19/14
O-REBOUNDS:	5 vs. Radford, 12/18/16
D-REBOUNDS:	7, 3x, last vs. New Hampshire, 11/17/16
TOTAL REBOUNDS:	9, twice, last vs. Radford, 12/18/16
ASSISTS:	3 vs. Radford, 12/18/16
BLOCKS:	3, twice, last vs. Ole Miss, 01/26/17
STEALS:	2, 3x, last vs. Georgia, 01/15/17
MINUTES:	32 at Tennessee, 01/01/17

Rice's 2016-17 Game-by-Game Statistics

Opponent	Min	FG-A	3PT-A	FT-A	O-D-T	PF	A	TO	BS	ST	PTS
vs. Miami (Fla.)	19	2-4	0-0	0-0	1-2-3	2	0	0	0	0	4
vs. Albany	19	2-3	0-0	4-8	4-3-7	4	2	2	1	0	8
vs. New Hampshire	26	5-9	0-0	0-0	2-5-7	1	0	2	0	0	10
at Colorado	21	3-8	0-0	0-0	2-2-4	2	2	1	0	0	6
vs. MSU	26	1-6	0-0	0-0	3-3-6	1	1	2	2	0	2
vs. Samford	21	1-3	0-0	0-0	0-5-5	3	0	2	2	0	2
vs. Oklahoma	14	0-0	0-0	0-0	0-4-4	3	2	0	0	1	0
at Louisville	26	0-1	0-0	0-0	3-2-5	4	0	1	1	2	0
vs. MTSU	14	2-8	0-0	0-0	4-2-6	2	0	1	1	0	4
vs. Arizona St.	17	0-1	0-0	0-0	0-2-2	3	1	0	0	0	0
vs. Radford	27	3-10	0-0	3-6	5-4-9	3	3	1	2	0	9
vs. Washington St.	23	1-2	0-0	0-0	2-6-8	3	1	1	0	1	2
at Duke	20	0-3	0-0	2-6	3-2-5	4	1	5	1	0	2
at Tennessee	32	3-7	0-0	0-0	4-3-7	4	1	0	0	1	6
vs. Mizzou	27	2-5	0-0	0-0	1-3-4	1	2	0	1	1	4
vs. TAMU	24	2-2	0-0	0-0	0-4-4	5	0	2	2	0	4
at Alabama	22	1-5	0-0	1-2	1-0-1	2	2	1	0	1	3
vs. Georgia	18	2-4	0-0	2-4	1-1-2	5	0	1	0	2	6
at LSU	18	0-2	0-0	0-0	0-2-2	3	0	1	0	0	0
at Auburn	17	1-1	0-0	0-0	1-0-1	1	0	1	1	0	2
vs. Ole Miss	23	2-3	0-0	3-6	3-5-8	4	1	2	3	0	7
at Mizzou	21	0-1	0-0	0-2	1-0-1	4	0	1	0	0	0
vs. USC											
vs. Vandy											
at Georgia											
at Arkansas											
vs. Florida											
vs. Miss. St.											
at USC											

* Started game

Extras

	16-17	Career
Scored 10+ Points	1	1
Scored 15+ Points	-	-
Scored 20+ Points	-	-
Made 3+ 3FG	-	-
Double-figure Rebounds	-	-
Double-doubles	-	-
3+ Assists	1	1
2+ Steals	-	1
Led UK in Scoring	-	-
Led UK in Rebounds	2	2
Led UK in Assists	-	-
Led UK in Steals	2	11
Led UK in Blocks	9	10

Alyssa Rice's Career Stats

Year	GP-GS	MIN	FG-FGA	PCT	3FG-FGA	PCT	FT-FTA	PCT	OFF-DEF	TOT-AVG	PF-FO	A	TO	BLK	ST	PTS-AVG
2014-15	34-11	484-14.2	32-89	.360	0-0	.000	36-57	.632	37-54	91-2.7	98-3	7	37	24	9	100-2.9
2015-16	26-2	246-9.5	22-50	.440	0-0	.000	18-32	.563	27-34	61-2.3	54-1	6	23	11	3	62-2.4
2016-17	22-19	475-21.6	33-88	.375	0-0	.000	15-34	.441	41-60	101-4.6	64-2	19	27	17	9	81-3.7
TOTAL	82-32	1205-14.7	87-227	.383	0-0	.000	69-123	.561	105-148	253-3.1	216-6	32	87	52	21	243-3.0



Kentucky Women's Basketball
 Kentucky Combined Team Statistics (as of Jan 30, 2017)
 All games



RECORD:	OVERALL	HOME	AWAY	NEUTRAL
ALL GAMES	15-7	12-2	3-5	0-0
CONFERENCE	6-3	3-1	3-2	0-0
NON-CONFERENCE	9-4	9-1	0-3	0-0

#	Player	gp-gs	min	avg	Total		3-Point		F-Throw		Rebounds				pf	dq	a	to	blk	stl	pts	avg
					fg-fga	fg%	3fg-fga	3fg%	ft-fta	ft%	off	def	tot	avg								
25	Epps, Makayla	22-22	777	35.3	142-293	.485	18-60	.300	65-88	.739	12	83	95	4.3	29	0	83	59	2	22	367	16.7
13	Akhator, Evelyn	22-22	642	29.2	131-215	.609	0-0	.000	71-109	.651	75	154	229	10.4	58	1	18	37	18	34	333	15.1
24	Murray, Taylor	20-20	651	32.5	90-181	.497	8-33	.242	67-81	.827	31	78	109	5.5	35	0	63	29	1	36	255	12.8
04	Morris, Maci	22-22	733	33.3	89-259	.344	39-116	.336	44-51	.863	10	57	67	3.0	57	0	37	56	15	15	261	11.9
22	Cann, Makenzie	21-3	605	28.8	48-137	.350	32-99	.323	12-19	.632	27	52	79	3.8	25	0	30	22	2	15	140	6.7
45	Rice, Alyssa	22-19	475	21.6	33-88	.375	0-0	.000	15-34	.441	41	60	101	4.6	64	2	19	27	17	9	81	3.7
15	Hardin, Jessica	13-0	180	13.8	14-45	.311	11-29	.379	7-9	.778	5	14	19	1.5	16	0	5	2	1	2	46	3.5
32	Roper, Jaida	21-2	274	13.0	19-61	.311	5-19	.263	13-16	.813	10	12	22	1.0	24	0	31	26	0	8	56	2.7
20	Poffenberger, Paige	14-0	98	7.0	7-18	.389	2-5	.400	0-0	.000	2	12	14	1.0	11	0	1	7	0	3	16	1.1
00	Halsel, LaShae	6-0	11	1.8	0-3	.000	0-0	.000	0-0	.000	2	2	4	0.7	1	0	0	0	1	0	0	0.0
11	Potter, Rachel	2-0	4	2.0	0-3	.000	0-1	.000	0-0	.000	0	0	0	0.0	1	0	0	0	0	0	0	0.0
Team											30	54	84		1		8					
Total.....		22	4450		573-1303	.440	115-362	.318	294-407	.722	245	578	823	37.4	322	3	287	273	57	144	1555	70.7
Opponents.....		22	4450		491-1306	.376	138-421	.328	206-283	.728	239	509	748	34.0	404	-	285	324	75	131	1326	60.3

TEAM STATISTICS	UK	OPP	Date	Opponent	Score	Att.	
SCORING	1555	1326	1	11/11/16	MIAMI	W 82-66	4471
Points per game	70.7	60.3	1	11/12/16	ALBANY	W 70-46	4667
Scoring margin	+10.4	-		11/17/16	NEW HAMPSHIRE	W 92-43	4793
FIELD GOALS-ATT	573-1303	491-1306		11/19/16	at Colorado	L 69-79	1507
Field goal pct	.440	.376		11/23/16	MOREHEAD STATE	W 74-47	4706
3 POINT FG-ATT	115-362	138-421		11/27/16	SAMFORD	W 80-57	4569
3-point FG pct	.318	.328		12/01/16	OKLAHOMA	W 82-68	4400
3-pt FG made per game	5.2	6.3		12/4/16	at LOUISVILLE	Lot 67-69	12245
FREE THROWS-ATT	294-407	206-283		12/9/16	MIDDLE TENNESSEE	W 61-48	4625
Free throw pct	.722	.728		12/11/16	ARIZONA STATE	Lot 71-73	13225
F-Throws made per game	13.4	9.4		12/18/16	RADFORD	W 59-36	4547
REBOUNDS	823	748		12/21/16	WASHINGTON STATE	W 69-67	4875
Rebounds per game	37.4	34.0		12/29/16	at Duke	L 54-69	4121
Rebounding margin	+3.4	-	*	01/01/17	at Tennessee	L 65-72	9709
ASSISTS	287	285	*	1/5/17	MIZZOU	W 64-62	4280
Assists per game	13.0	13.0	*	01/08/17	TEXAS A&M	L 68-77	5669
TURNOVERS	273	324	*	01/12/17	at Alabama	W 71-54	2437
Turnovers per game	12.4	14.7	*	01/15/17	GEORGIA	W 82-61	5608
Turnover margin	+2.3	-	*	01/19/17	at LSU	W 55-42	1875
Assist/turnover ratio	1.1	0.9	*	01/22/17	at Auburn	W 64-60	2294
STEALS	144	131	*	01/26/17	OLE MISS	W 89-57	4272
Steals per game	6.5	6.0	*	01/30/17	at MIZZOU	L 67-73	3374
BLOCKS	57	75					
Blocks per game	2.6	3.4					
ATTENDANCE	74707	37562					
Home games-Avg/Game	14-5336	8-4695					
Neutral site-Avg/Game	-	0-0					

1 - Kentucky Classic (Memorial Coliseum - Lexington, Ky.)
 * = SEC game

Score by Periods	1st	2nd	3rd	4th	OT	Totals
Kentucky	369	383	405	377	21	1555
Opponents	277	294	369	361	25	1326



Kentucky Women's Basketball
Kentucky Combined Team Statistics (as of Jan 30, 2017)
Conference games



RECORD:	OVERALL	HOME	AWAY	NEUTRAL
ALL GAMES	6-3	3-1	3-2	0-0
CONFERENCE	6-3	3-1	3-2	0-0
NON-CONFERENCE	0-0	0-0	0-0	0-0

#	Player	gp-gs	min	avg	Total		3-Point		F-Throw		Rebounds				pf	dq	a	to	blk	stl	pts	avg
					fg-fga	fg%	3fg-fga	3fg%	ft-fa	ft%	off	def	tot	avg								
13	Akhator, Evelyn	9-9	282	31.3	64-96	.667	0-0	.000	33-54	.611	30	59	89	9.9	27	0	5	14	6	13	161	17.9
25	Epps, Makayla	9-9	336	37.3	55-113	.487	11-29	.379	19-27	.704	7	30	37	4.1	12	0	30	22	0	4	140	15.6
24	Murray, Taylor	9-9	294	32.7	37-75	.493	2-13	.154	34-39	.872	16	38	54	6.0	17	0	38	13	1	21	110	12.2
04	Morris, Maci	9-9	298	33.1	35-108	.324	18-53	.340	16-19	.842	2	25	27	3.0	26	0	12	23	8	6	104	11.6
32	Roper, Jaida	9-0	140	15.6	13-38	.342	5-15	.333	6-6	1.000	9	7	16	1.8	14	0	15	12	0	2	37	4.1
22	Cann, Makenzie	8-0	195	24.4	11-42	.262	8-31	.258	1-4	.250	10	15	25	3.1	9	0	8	5	0	1	31	3.9
45	Rice, Alyssa	9-9	202	22.4	13-30	.433	0-0	.000	6-14	.429	12	18	30	3.3	29	2	6	9	7	5	32	3.6
20	Poffenberger, Paige	8-0	48	6.0	4-9	.444	2-3	.667	0-0	.000	0	6	6	0.8	8	0	0	4	0	2	10	1.3
00	Haisel, LaShae	2-0	5	2.5	0-1	.000	0-0	.000	0-0	.000	0	0	0	0.0	1	0	0	0	0	0	0	0.0
Team											8	20	28		1		6					
Total.....		9	1800		232-512	.453	46-144	.319	115-163	.706	94	218	312	34.7	144	2	114	108	22	54	625	69.4
Opponents.....		9	1800		205-512	.400	47-133	.353	101-128	.789	94	198	292	32.4	165	-	109	124	20	58	558	62.0

TEAM STATISTICS	UK	OPP	Date	Opponent	Score	Att.
SCORING	625	558	* 01/01/17	at Tennessee	L 65-72	9709
Points per game	69.4	62.0	* 1/5/17	MIZZOU	w 64-62	4280
Scoring margin	+7.4	-	* 01/08/17	TEXAS A&M	L 68-77	5669
FIELD GOALS-ATT	232-512	205-512	* 01/12/17	at Alabama	w 71-54	2437
Field goal pct	.453	.400	* 01/15/17	GEORGIA	w 82-61	5608
3 POINT FG-ATT	46-144	47-133	* 01/19/17	at LSU	w 55-42	1875
3-point FG pct	.319	.353	* 01/22/17	at Auburn	w 64-60	2294
3-pt FG made per game	5.1	5.2	* 01/26/17	OLE MISS	w 89-57	4272
FREE THROWS-ATT	115-163	101-128	* 01/30/17	at MIZZOU	L 67-73	3374
Free throw pct	.706	.789	1 - Kentucky Classic (Memorial Coliseum - Lexington, Ky.)			
F-Throws made per game	12.8	11.2	* = SEC game			
REBOUNDS	312	292				
Rebounds per game	34.7	32.4				
Rebounding margin	+2.2	-				
ASSISTS	114	109				
Assists per game	12.7	12.1				
TURNOVERS	108	124				
Turnovers per game	12.0	13.8				
Turnover margin	+1.8	-				
Assist/turnover ratio	1.1	0.9				
STEALS	54	58				
Steals per game	6.0	6.4				
BLOCKS	22	20				
Blocks per game	2.4	2.2				
ATTENDANCE	19829	19689				
Home games-Avg/Game	4-4957	5-3938				
Neutral site-Avg/Game	-	0-0				

Score by Periods	1st	2nd	3rd	4th	Totals
Kentucky	152	144	166	163	625
Opponents	106	113	159	180	558



Kentucky Women's Basketball
Kentucky Combined Team Statistics (as of Jan 30, 2017)
Last 5 Games



RECORD:	OVERALL	HOME	AWAY	NEUTRAL
ALL GAMES	4-1	2-0	2-1	0-0
CONFERENCE	4-1	2-0	2-1	0-0
NON-CONFERENCE	0-0	0-0	0-0	0-0

#	Player	gp-gs	min	avg	Total		3-Point		F-Throw		Rebounds				pf	dq	a	to	blk	stl	pts	avg
					fg-fga	fg%	3fg-fga	3fg%	ft-fta	ft%	off	def	tot	avg								
13	Akhator, Evelyn	5-5	157	31.4	37-60	.617	0-0	.000	13-27	.481	17	35	52	10.4	15	0	0	10	3	8	87	17.4
25	Epps, Makayla	5-5	183	36.6	31-52	.596	8-17	.471	9-15	.600	4	19	23	4.6	6	0	18	15	0	2	79	15.8
24	Murray, Taylor	5-5	166	33.2	21-46	.457	0-7	.000	23-26	.885	13	24	37	7.4	8	0	25	8	1	14	65	13.0
04	Morris, Maci	5-5	177	35.4	22-64	.344	12-33	.364	8-10	.800	1	22	23	4.6	13	0	7	12	6	3	64	12.8
32	Roper, Jaida	5-0	83	16.6	8-19	.421	4-8	.500	6-6	1.000	6	4	10	2.0	9	0	11	8	0	1	26	5.2
22	Cann, Makenzie	4-0	107	26.8	7-24	.292	4-16	.250	1-2	.500	5	8	13	3.3	4	0	6	3	0	0	19	4.8
45	Rice, Alyssa	5-5	97	19.4	5-11	.455	0-0	.000	5-12	.417	6	8	14	2.8	17	1	1	6	4	2	15	3.0
20	Poffenberger, Paige	4-0	25	6.3	1-1	1.000	0-0	.000	0-0	.000	0	2	2	0.5	3	0	0	2	0	1	2	0.5
00	Haisel, LaShae	2-0	5	2.5	0-1	.000	0-0	.000	0-0	.000	0	0	0	0.0	1	0	0	0	0	0	0	0.0
Team											7	4	11		1		4					
Total.....		5	1000		132-278	.475	28-81	.346	65-98	.663	59	126	185	37.0	77	1	68	68	14	31	357	71.4
Opponents.....		5	1000		108-280	.386	21-63	.333	56-72	.778	50	95	145	29.0	97	-	53	70	13	33	293	58.6

TEAM STATISTICS	UK	OPP	Date	Opponent	Score	Att.
SCORING	357	293	* 01/15/17	GEORGIA	w 82-61	5608
Points per game	71.4	58.6	* 01/19/17	at LSU	w 55-42	1875
Scoring margin	+12.8	-	* 01/22/17	at Auburn	w 64-60	2294
FIELD GOALS-ATT	132-278	108-280	* 01/26/17	OLE MISS	w 89-57	4272
Field goal pct	.475	.386	* 01/30/17	at MIZZOU	L 67-73	3374
3 POINT FG-ATT	28-81	21-63	1 - Kentucky Classic (Memorial Coliseum - Lexington, Ky.)			
3-point FG pct	.346	.333	* = SEC game			
3-pt FG made per game	5.6	4.2				
FREE THROWS-ATT	65-98	56-72				
Free throw pct	.663	.778				
F-Throws made per game	13.0	11.2				
REBOUNDS	185	145				
Rebounds per game	37.0	29.0				
Rebounding margin	+8.0	-				
ASSISTS	68	53				
Assists per game	13.6	10.6				
TURNOVERS	68	70				
Turnovers per game	13.6	14.0				
Turnover margin	+0.4	-				
Assist/turnover ratio	1.0	0.8				
STEALS	31	33				
Steals per game	6.2	6.6				
BLOCKS	14	13				
Blocks per game	2.8	2.6				
ATTENDANCE	9880	7543				
Home games-Avg/Game	2-4940	3-2514				
Neutral site-Avg/Game	-	0-0				

Score by Periods	1st	2nd	3rd	4th	Totals
Kentucky	97	76	94	90	357
Opponents	51	53	91	98	293



Kentucky Women's Basketball
 Kentucky Season Schedule/Results & Leaders (as of Jan 30, 2017)
 All games



RECORD:	OVERALL	HOME	AWAY	NEUTRAL
ALL GAMES	15-7	12-2	3-5	0-0
CONFERENCE	6-3	3-1	3-2	0-0
NON-CONFERENCE	9-4	9-1	0-3	0-0

Date	Opponent	Score	Att.	High Points	High Rebounds
11/11/16	1MIAMI	w 82-66	4471	(29)Epps, Makayla	(10)Akhator, Evelyn
11/12/16	1ALBANY	w 70-46	4667	(28)Akhator, Evelyn	(13)Akhator, Evelyn
11/17/16	NEW HAMPSHIRE	w 92-43	4793	(20)Cann, Makenzie	(11)Akhator, Evelyn
11/19/16	at Colorado	69-79 L	1507	(14)Murray, Taylor (14)Epps, Makayla (14)Morris, Maci	(14)Akhator, Evelyn
11/23/16	MOREHEAD STATE	w 74-47	4706	(18)Epps, Makayla (18)Murray, Taylor	(9)Akhator, Evelyn
11/27/16	SAMFORD	w 80-57	4569	(20)Epps, Makayla	(13)Akhator, Evelyn
12/01/16	OKLAHOMA	w 82-68	4400	(30)Epps, Makayla	(8)Morris, Maci
12/4/16	at LOUISVILLE	67-69 Lot	12245	(22)Epps, Makayla	(16)Epps, Makayla
12/9/16	MIDDLE TENNESSEE	w 61-48	4625	(16)Murray, Taylor	(12)Akhator, Evelyn
12/11/16	ARIZONA STATE	71-73 Lot	13225	(29)Morris, Maci	(12)Akhator, Evelyn
12/18/16	RADFORD	w 59-36	4547	(13)Epps, Makayla (13)Akhator, Evelyn	(9)Rice, Alyssa
12/21/16	WASHINGTON STATE	w 69-67	4875	(20)Epps, Makayla	(13)Akhator, Evelyn
12/29/16	at Duke	54-69 L	4121	(18)Murray, Taylor	(15)Akhator, Evelyn
01/01/17	*at Tennessee	65-72 L	9709	(23)Murray, Taylor	(10)Akhator, Evelyn
1/5/17	*MIZZOU	w 64-62	4280	(17)Epps, Makayla	(8)Akhator, Evelyn
01/08/17	*TEXAS A&M	68-77 L	5669	(20)Akhator, Evelyn (20)Epps, Makayla	(4)Murray, Taylor (4)Akhator, Evelyn (4)Epps, Makayla
01/12/17	*at Alabama	w 71-54	2437	(29)Akhator, Evelyn	(15)Akhator, Evelyn
01/15/17	*GEORGIA	w 82-61	5608	(24)Akhator, Evelyn	(16)Akhator, Evelyn
01/19/17	*at LSU	w 55-42	1875	(20)Akhator, Evelyn	(13)Murray, Taylor
01/22/17	*at Auburn	w 64-60	2294	(18)Morris, Maci	(9)Morris, Maci
01/26/17	*OLE MISS	w 89-57	4272	(28)Akhator, Evelyn	(13)Akhator, Evelyn
01/30/17	*at MIZZOU	67-73 L	3374	(20)Epps, Makayla	(13)Murray, Taylor

1 - Kentucky Classic (Memorial Coliseum - Lexington, Ky.)
 * = SEC game

Attendance Summary	Games	Attend	Avg/Game
Home	14	74707	5336
Away	8	37562	4695
Neutral	0	0	0
Total	22	112269	5103



Kentucky Women's Basketball
 Kentucky Points-Rebounds-Assists (as of Jan 30, 2017)
 All games



Opponent	Date	Score		00	04	11	13	15	20	22
				HALSEL,LAS	MORRIS,MAC	POTTER,RAC	AKHATOR,EV	HARDIN,JES	POFFENBERG	CANN,MAKEN
MIAMI	11/11/16	82-66	w	DNP	11-2-2	DNP	18-10-1	5-3-0	DNP	7-7-2
ALBANY	11/12/16	70-46	w	0-0-0	8-4-2	DNP	28-13-0	6-5-0	0-1-0	8-4-1
NEW HAMPSHIRE	11/17/16	92-43	w	0-0-0	10-1-1	0-0-0	17-11-3	11-0-1	2-3-0	20-5-4
at Colorado	11/19/16	69-79	L	DNP	14-4-2	DNP	12-14-1	0-2-0	DNP	5-3-1
MOREHEAD STATE	11/23/16	74-47	w	0-1-0	14-6-1	DNP	11-9-0	2-0-0	0-0-0	7-7-1
SAMFORD	11/27/16	80-57	w	DNP	8-1-3	DNP	15-13-4	8-4-1	DNP	12-1-1
OKLAHOMA	12/01/16	82-68	w	DNP	19-8-1	DNP	11-6-1	3-1-1	DNP	10-4-3
at LOUISVILLE	12/4/16	67-69	L	DNP	10-3-0	DNP	8-5-1	3-0-0	DNP	3-4-1
MIDDLE TENNESSEE	12/9/16	61-48	w	DNP	2-3-3	DNP	13-12-0	0-2-0	DNP	6-1-3
ARIZONA STATE	12/11/16	71-73	L	DNP	29-1-3	DNP	6-12-0	0-1-1	DNP	6-1-0
RADFORD	12/18/16	59-36	w	0-3-0	7-2-4	0-0-0	13-7-0	2-1-1	2-3-1	11-7-1
WASHINGTON STATE	12/21/16	69-67	w	DNP	14-2-3	DNP	19-13-1	3-0-0	2-1-0	9-6-3
at Duke	12/29/16	54-69	L	DNP	11-3-0	DNP	1-15-1	3-0-0	0-0-0	5-4-1
at Tennessee	01/01/17	65-72	L	DNP	15-2-1	DNP	11-10-0	DNP	0-0-0	0-2-0
MIZZOU	1/5/17	64-62	w	DNP	11-0-2	DNP	14-8-0	DNP	3-0-0	3-2-1
TEXAS A&M	01/08/17	68-77	L	DNP	6-2-1	DNP	20-4-2	DNP	5-0-0	0-2-1
at Alabama	01/12/17	71-54	w	DNP	8-0-1	DNP	29-15-3	DNP	0-4-0	9-6-0
GEORGIA	01/15/17	82-61	w	0-0-0	7-5-2	DNP	24-16-0	DNP	0-0-0	11-5-3
at LSU	01/19/17	55-42	w	DNP	8-3-0	DNP	20-11-0	DNP	0-0-0	2-5-1
at Auburn	01/22/17	64-60	w	DNP	18-9-1	DNP	7-6-0	DNP	0-0-0	6-2-1
OLE MISS	01/26/17	89-57	w	0-0-0	17-5-3	DNP	28-13-0	DNP	2-2-0	DNP
at MIZZOU	01/30/17	67-73	L	DNP	14-1-1	DNP	8-6-0	DNP	DNP	0-1-1

Opponent	Date	Score		24	25	32	45
				MURRAY,TAY	EPPS,MAKAY	ROPER,JAID	RICE,ALYSS
MIAMI	11/11/16	82-66	w	8-4-3	29-3-5	0-0-1	4-3-0
ALBANY	11/12/16	70-46	w	4-3-3	8-2-6	0-0-1	8-7-2
NEW HAMPSHIRE	11/17/16	92-43	w	6-3-2	14-2-5	2-1-6	10-7-0
at Colorado	11/19/16	69-79	L	14-6-2	14-1-4	4-1-0	6-4-2
MOREHEAD STATE	11/23/16	74-47	w	18-8-2	18-3-9	2-0-0	2-6-1
SAMFORD	11/27/16	80-57	w	15-5-1	20-5-2	0-0-0	2-5-0
OKLAHOMA	12/01/16	82-68	w	9-6-3	30-3-5	0-0-0	0-4-2
at LOUISVILLE	12/4/16	67-69	L	21-5-1	22-16-6	DNP	0-5-0
MIDDLE TENNESSEE	12/9/16	61-48	w	16-7-3	13-3-3	7-3-3	4-6-0
ARIZONA STATE	12/11/16	71-73	L	16-4-4	14-7-2	0-0-0	0-2-1
RADFORD	12/18/16	59-36	w	DNP	13-5-1	2-1-4	9-9-3
WASHINGTON STATE	12/21/16	69-67	w	DNP	20-5-3	0-0-1	2-8-1
at Duke	12/29/16	54-69	L	18-4-1	12-3-2	2-0-0	2-5-1
at Tennessee	01/01/17	65-72	L	23-6-2	8-4-2	2-0-1	6-7-1
MIZZOU	1/5/17	64-62	w	7-3-2	17-5-5	5-3-2	4-4-2
TEXAS A&M	01/08/17	68-77	L	11-4-5	20-4-2	2-1-0	4-4-0
at Alabama	01/12/17	71-54	w	4-4-4	16-1-3	2-2-1	3-1-2
GEORGIA	01/15/17	82-61	w	14-3-3	13-2-6	7-2-4	6-2-0
at LSU	01/19/17	55-42	w	11-13-5	9-6-1	5-3-1	0-2-0
at Auburn	01/22/17	64-60	w	14-3-5	17-7-4	0-1-1	2-1-0
OLE MISS	01/26/17	89-57	w	8-5-8	20-4-6	7-1-5	7-8-1
at MIZZOU	01/30/17	67-73	L	18-13-4	20-4-1	7-3-0	0-1-0



Kentucky Women's Basketball
 Kentucky Game-by-Game Highs (as of Jan 30, 2017)
 All games



Opponent	Date	Score	Points	Rebounds	Assists	Steals	Blocked shots
MIAMI	11/11/16	82-66	29-Epps, Makayla	10-Akhator, Evelyn	5-Epps, Makayla	3-Epps, Makayla Murray, Taylor Cann, Makenzie	2-Akhator, Evelyn
ALBANY	11/12/16	70-46	28-Akhator, Evelyn	13-Akhator, Evelyn	6-Epps, Makayla	2-Morris, Maci	4-Akhator, Evelyn
NEW HAMPSHIRE	11/17/16	92-43	20-Cann, Makenzie	11-Akhator, Evelyn	6-Roper, Jaida	3-Epps, Makayla	1-Akhator, Evelyn
at Colorado	11/19/16	69-79	14-Morris, Maci Epps, Makayla Murray, Taylor	14-Akhator, Evelyn	4-Epps, Makayla	2-Epps, Makayla Cann, Makenzie	1-Morris, Maci Akhator, Evelyn
MOREHEAD STATE	11/23/16	74-47	18-Murray, Taylor Epps, Makayla	9-Akhator, Evelyn	9-Epps, Makayla	2-Murray, Taylor	2-Rice, Alyssa
SAMFORD	11/27/16	80-57	20-Epps, Makayla	13-Akhator, Evelyn	4-Akhator, Evelyn	1-Cann, Makenzie Akhator, Evelyn Morris, Maci Hardin, Jessica	2-Rice, Alyssa
OKLAHOMA	12/01/16	82-68	30-Epps, Makayla	8-Morris, Maci	5-Epps, Makayla	3-Murray, Taylor	1-Cann, Makenzie Epps, Makayla
at LOUISVILLE	12/4/16	67-69	22-Epps, Makayla	16-Epps, Makayla	6-Epps, Makayla	3-Epps, Makayla	1-Rice, Alyssa Morris, Maci
MIDDLE TENNESSEE	12/9/16	61-48	16-Murray, Taylor	12-Akhator, Evelyn	3-Roper, Jaida Murray, Taylor Cann, Makenzie Morris, Maci Epps, Makayla	3-Murray, Taylor	1-Rice, Alyssa Akhator, Evelyn Morris, Maci Hardin, Jessica
ARIZONA STATE	12/11/16	71-73	29-Morris, Maci	12-Akhator, Evelyn	4-Murray, Taylor	2-Akhator, Evelyn	None
RADFORD	12/18/16	59-36	13-Akhator, Evelyn Epps, Makayla	9-Rice, Alyssa	4-Roper, Jaida Morris, Maci	2-Roper, Jaida Akhator, Evelyn	2-Rice, Alyssa
WASHINGTON STATE	12/21/16	69-67	20-Epps, Makayla	13-Akhator, Evelyn	3-Cann, Makenzie Epps, Makayla Morris, Maci	3-Akhator, Evelyn	1-Epps, Makayla Akhator, Evelyn
at Duke	12/29/16	54-69	18-Murray, Taylor	15-Akhator, Evelyn	2-Epps, Makayla	5-Cann, Makenzie	1-Rice, Alyssa Morris, Maci
at Tennessee	01/01/17	65-72	23-Murray, Taylor	10-Akhator, Evelyn	2-Murray, Taylor Epps, Makayla	2-Morris, Maci Murray, Taylor	1-Morris, Maci
MIZZOU	1/5/17	64-62	17-Epps, Makayla	8-Akhator, Evelyn	5-Epps, Makayla	1-Rice, Alyssa Akhator, Evelyn Epps, Makayla	1-Rice, Alyssa
TEXAS A&M	01/08/17	68-77	20-Epps, Makayla Akhator, Evelyn	4-Rice, Alyssa Epps, Makayla Akhator, Evelyn Murray, Taylor	5-Murray, Taylor	3-Akhator, Evelyn	3-Akhator, Evelyn
at Alabama	01/12/17	71-54	29-Akhator, Evelyn	15-Akhator, Evelyn	4-Murray, Taylor	4-Murray, Taylor	None
GEORGIA	01/15/17	82-61	24-Akhator, Evelyn	16-Akhator, Evelyn	6-Epps, Makayla	2-Akhator, Evelyn Rice, Alyssa	2-Akhator, Evelyn Morris, Maci
at LSU	01/19/17	55-42	20-Akhator, Evelyn	13-Murray, Taylor	5-Murray, Taylor	3-Murray, Taylor	2-Morris, Maci
at Auburn	01/22/17	64-60	18-Morris, Maci	9-Morris, Maci	5-Murray, Taylor	3-Murray, Taylor	1-Akhator, Evelyn Morris, Maci Rice, Alyssa
OLE MISS	01/26/17	89-57	28-Akhator, Evelyn	13-Akhator, Evelyn	8-Murray, Taylor	4-Murray, Taylor	3-Rice, Alyssa
at MIZZOU	01/30/17	67-73	20-Epps, Makayla	13-Murray, Taylor	4-Murray, Taylor	3-Murray, Taylor	None



Kentucky Women's Basketball
 Kentucky Team Game-by-Game Comparison (as of Jan 30, 2017)
 All games



Opponent	1st	2nd	Score	Mar	Total FG	FG Pct	3-Pointers	3FG Pct	Free Throws	FT Pct	Rebounds	Assist	T/Over	Block	Steal	Fouls
MIAMI	38/29	44/37	82-66	+16	31-64/26-63	.484/.413	8-18/10-30	.444/.333	12-21/4-6	.571/.667	39/33 +6	14/16	11/18	4/1	11/6	12/19
ALBANY	36/19	34/27	70-46	+24	22-58/17-67	.379/.254	5-19/4-19	.263/.211	21-26/8-12	.808/.667	44/40 +4	15/9	12/15	6/7	7/3	19/21
NEW HAMPSHIRE	44/20	48/23	92-43	+49	36-69/15-62	.522/.242	12-25/6-21	.480/.286	8-10/7-10	.800/.700	39/35 +4	22/9	5/14	1/5	6/0	10/14
Colorado	35/37	34/42	69-79	(10)	26-57/33-78	.456/.423	5-17/7-26	.294/.269	12-21/6-8	.571/.750	41/39 +2	12/19	17/7	2/5	5/11	13/19
MOREHEAD STATE	33/19	41/28	74-47	+27	30-70/13-57	.429/.228	3-15/8-20	.200/.400	11-15/13-14	.733/.929	46/34 +12	14/10	9/16	3/6	5/4	10/20
SAMFORD	41/17	39/40	80-57	+23	27-52/21-50	.519/.420	2-10/10-24	.200/.417	24-31/5-7	.774/.714	36/21 +15	12/12	6/13	3/1	4/2	12/22
OKLAHOMA	37/39	45/29	82-68	+14	29-59/25-61	.492/.410	7-16/11-30	.438/.367	17-20/7-15	.850/.467	34/35 (1)	16/19	11/17	2/6	9/2	12/18
LOUISVILLE	26/30	30/26	67-69	(2)	24-57/27-74	.421/.365	5-17/6-23	.294/.261	14-20/9-20	.700/.450	40/49 (9)	9/19	19/12	2/3	8/8	23/22
MIDDLE TENNESSEE	35/31	26/17	61-48	+13	24-58/17-49	.414/.347	0-9/6-19	.000/.316	13-17/8-10	.765/.800	44/22 +22	15/12	15/14	4/2	4/5	13/18
ARIZONA STATE	31/24	30/37	71-73	(2)	28-62/28-67	.452/.418	4-16/5-17	.250/.294	11-12/12-15	.917/.800	32/41 (9)	11/17	14/15	0/3	5/6	13/16
RADFORD	30/14	29/22	59-36	+23	24-65/14-53	.369/.264	5-19/2-20	.263/.100	6-10/6-9	.600/.667	43/35 +8	15/7	10/19	4/7	5/5	12/15
WASHINGTON STATE	38/36	31/31	69-67	+2	22-60/26-63	.367/.413	8-21/10-26	.381/.385	17-23/5-11	.739/.455	37/38 (1)	12/12	18/19	2/5	6/9	14/21
Duke	32/37	22/32	54-69	(15)	18-60/24-50	.300/.480	5-16/6-13	.313/.462	13-18/15-18	.722/.833	36/34 +2	6/15	18/21	2/4	15/12	15/14
Tennessee	29/36	36/36	65-72	(7)	25-63/27-60	.397/.450	2-16/5-16	.125/.313	13-15/13-16	.867/.813	34/39 (5)	7/18	5/9	1/2	6/2	17/13
MIZZOU	34/21	30/41	64-62	+2	22-56/23-57	.393/.404	9-19/11-29	.474/.379	11-18/5-7	.611/.714	30/37 (7)	14/15	9/14	1/2	3/5	14/19
TEXAS A&M	33/34	35/43	68-77	(9)	26-59/26-59	.441/.441	3-13/7-15	.231/.467	13-14/18-21	.929/.857	26/38 (12)	11/14	11/13	6/2	6/8	18/14
Alabama	27/24	44/30	71-54	+17	27-56/21-56	.482/.375	4-15/3-10	.267/.300	13-18/9-12	.722/.750	37/33 +4	14/9	15/18	0/1	8/10	18/22
GEORGIA	44/14	38/47	82-61	+21	30-58/22-56	.517/.393	7-16/6-11	.438/.545	15-22/11-17	.682/.647	38/28 +10	18/12	11/12	4/6	5/3	14/20
LSU	23/16	32/26	55-42	+13	23-56/18-55	.411/.327	2-16/1-2	.125/.500	7-13/5-8	.538/.625	45/30 +15	8/6	15/12	3/3	7/9	10/18
Auburn	29/26	35/34	64-60	+4	22-48/22-59	.458/.373	7-22/2-17	.318/.118	13-21/14-14	.619/1000	33/31 +2	12/9	19/14	3/3	5/13	15/19
OLE MISS	46/18	43/39	89-57	+32	34-58/23-61	.586/.377	8-14/5-16	.571/.313	13-21/6-9	.619/.667	38/23 +15	23/16	15/19	4/0	9/3	16/22
MIZZOU	31/30	36/43	67-73	(6)	23-58/23-49	.397/.469	4-13/7-17	.308/.412	17-21/20-24	.810/.833	31/33 (2)	7/10	8/13	0/1	5/5	22/18

Note: Game totals are displayed in the format TEAM/OPPONENT for each category



Kentucky Women's Basketball
 Kentucky Team Game-by-Game (as of Jan 30, 2017)
 All games



TEAM STATISTICS

Opponent	Date	Score	W	Total		3-Pointers		Free throws		Rebounds				pf	a	t/o	blk	stl	pts	avg
				fg-fga	pct	3fg-fga	pct	ft-fta	pct	off	def	tot	avg							
MIAMI	11/11/16	82-66	W	31-64	.484	8-18	.444	12-21	.571	12	27	39	39.0	12	14	11	4	11	82	82.0
ALBANY	11/12/16	70-46	W	22-58	.379	5-19	.263	21-26	.808	13	31	44	41.5	19	15	12	6	7	70	76.0
NEW HAMPSHIRE	11/17/16	92-43	W	36-69	.522	12-25	.480	8-10	.800	10	29	39	40.7	10	22	5	1	6	92	81.3
at Colorado	11/19/16	69-79	L	26-57	.456	5-17	.294	12-21	.571	12	29	41	40.8	13	12	17	2	5	69	78.2
MOREHEAD STATE	11/23/16	74-47	W	30-70	.429	3-15	.200	11-15	.733	11	35	46	41.8	10	14	9	3	5	74	77.4
SAMFORD	11/27/16	80-57	W	27-52	.519	2-10	.200	24-31	.774	9	27	36	40.8	12	12	6	3	4	80	77.8
OKLAHOMA	12/01/16	82-68	W	29-59	.492	7-16	.438	17-20	.850	8	26	34	39.9	12	16	11	2	9	82	78.4
at LOUISVILLE	12/4/16	67-69	Lot	24-57	.421	5-17	.294	14-20	.700	8	32	40	39.9	23	9	19	2	8	67	77.0
MIDDLE TENNESSEE	12/9/16	61-48	W	24-58	.414	0-9	.000	13-17	.765	18	26	44	40.3	13	15	15	4	4	61	75.2
ARIZONA STATE	12/11/16	71-73	Lot	28-62	.452	4-16	.250	11-12	.917	7	25	32	39.5	13	11	14	0	5	71	74.8
RADFORD	12/18/16	59-36	W	24-65	.369	5-19	.263	6-10	.600	14	29	43	39.8	12	15	10	4	5	59	73.4
WASHINGTON STATE	12/21/16	69-67	W	22-60	.367	8-21	.381	17-23	.739	14	23	37	39.6	14	12	18	2	6	69	73.0
at Duke	12/29/16	54-69	L	18-60	.300	5-16	.313	13-18	.722	15	21	36	39.3	15	6	18	2	15	54	71.5
at Tennessee	01/01/17	65-72	L	25-63	.397	2-16	.125	13-15	.867	9	25	34	38.9	17	7	5	1	6	65	71.1
MIZZOU	1/5/17	64-62	W	22-56	.393	9-19	.474	11-18	.611	8	22	30	38.3	14	14	9	1	3	64	70.6
TEXAS A&M	01/08/17	68-77	L	26-59	.441	3-13	.231	13-14	.929	8	18	26	37.6	18	11	11	6	6	68	70.4
at Alabama	01/12/17	71-54	W	27-56	.482	4-15	.267	13-18	.722	10	27	37	37.5	18	14	15	0	8	71	70.5
GEORGIA	01/15/17	82-61	W	30-58	.517	7-16	.438	15-22	.682	12	26	38	37.6	14	18	11	4	5	82	71.1
at LSU	01/19/17	55-42	W	23-56	.411	2-16	.125	7-13	.538	13	32	45	37.9	10	8	15	3	7	55	70.3
at Auburn	01/22/17	64-60	W	22-48	.458	7-22	.318	13-21	.619	8	25	33	37.7	15	12	19	3	5	64	69.9
OLE MISS	01/26/17	89-57	W	34-58	.586	8-14	.571	13-21	.619	10	28	38	37.7	16	23	15	4	9	89	70.9
at MIZZOU	01/30/17	67-73	L	23-58	.397	4-13	.308	17-21	.810	16	15	31	37.4	22	7	8	0	5	67	70.7
Kentucky		1555		573-1303	.440	115-362	.318	294-407	.722	245	578	823	37.4	322	287	273	57	144	1555	70.7
Opponents		1326		491-1306	.376	138-421	.328	206-283	.728	239	509	748	34.0	404	285	324	75	131	1326	60.3

Games played: 22
 Points/game: 70.7
 FG Pct: 44.0
 3FG Pct: 31.8
 FT Pct: 72.2

Rebounds/game: 37.4
 Assists/game: 13.0
 Turnovers/game: 12.4
 Assist/turnover ratio: 1.1
 Steals/game: 6.5
 Blocks/game: 2.6



Kentucky Women's Basketball
 Kentucky Opponent Game-by-Game (as of Jan 30, 2017)
 All games



OPPONENT STATISTICS

Opponent	Date	Score	W	Total		3-Pointers		Free throws		Rebounds				pf	a	t/o	blk	stl	pts	avg
				fg-fga	pct	3fg-fga	pct	ft-fta	pct	off	def	tot	avg							
MIAMI	11/11/16	82-66	W	26-63	.413	10-30	.333	4-6	.667	10	23	33	33.0	19	16	18	1	6	66	66.0
ALBANY	11/12/16	70-46	W	17-67	.254	4-19	.211	8-12	.667	16	24	40	36.5	21	9	15	7	3	46	56.0
NEW HAMPSHIRE	11/17/16	92-43	W	15-62	.242	6-21	.286	7-10	.700	12	23	35	36.0	14	9	14	5	0	43	51.7
at Colorado	11/19/16	69-79	L	33-78	.423	7-26	.269	6-8	.750	17	22	39	36.8	19	19	7	5	11	79	58.5
MOREHEAD STATE	11/23/16	74-47	W	13-57	.228	8-20	.400	13-14	.929	6	28	34	36.2	20	10	16	6	4	47	56.2
SAMFORD	11/27/16	80-57	W	21-50	.420	10-24	.417	5-7	.714	2	19	21	33.7	22	12	13	1	2	57	56.3
OKLAHOMA	12/01/16	82-68	W	25-61	.410	11-30	.367	7-15	.467	13	22	35	33.9	18	19	17	6	2	68	58.0
at LOUISVILLE	12/4/16	67-69	Lot	27-74	.365	6-23	.261	9-20	.450	21	28	49	35.8	22	19	12	3	8	69	59.4
MIDDLE TENNESSEE	12/9/16	61-48	W	17-49	.347	6-19	.316	8-10	.800	7	15	22	34.2	18	12	14	2	5	48	58.1
ARIZONA STATE	12/11/16	71-73	Lot	28-67	.418	5-17	.294	12-15	.800	14	27	41	34.9	16	17	15	3	6	73	59.6
RADFORD	12/18/16	59-36	W	14-53	.264	2-20	.100	6-9	.667	9	26	35	34.9	15	7	19	7	5	36	57.5
WASHINGTON STATE	12/21/16	69-67	W	26-63	.413	10-26	.385	5-11	.455	12	26	38	35.2	21	12	19	5	9	67	58.2
at Duke	12/29/16	54-69	L	24-50	.480	6-13	.462	15-18	.833	6	28	34	35.1	14	15	21	4	12	69	59.1
at Tennessee	01/01/17	65-72	L	27-60	.450	5-16	.313	13-16	.813	10	29	39	35.4	13	18	9	2	2	72	60.0
MIZZOU	1/5/17	64-62	W	23-57	.404	11-29	.379	5-7	.714	9	28	37	35.5	19	15	14	2	5	62	60.1
TEXAS A&M	01/08/17	68-77	L	26-59	.441	7-15	.467	18-21	.857	15	23	38	35.6	14	14	13	2	8	77	61.2
at Alabama	01/12/17	71-54	W	21-56	.375	3-10	.300	9-12	.750	10	23	33	35.5	22	9	18	1	10	54	60.8
GEORGIA	01/15/17	82-61	W	22-56	.393	6-11	.545	11-17	.647	9	19	28	35.1	20	12	12	6	3	61	60.8
at LSU	01/19/17	55-42	W	18-55	.327	1-2	.500	5-8	.625	7	23	30	34.8	18	6	12	3	9	42	59.8
at Auburn	01/22/17	64-60	W	22-59	.373	2-17	.118	14-14	1.000	11	20	31	34.6	19	9	14	3	13	60	59.8
OLE MISS	01/26/17	89-57	W	23-61	.377	5-16	.313	6-9	.667	10	13	23	34.0	22	16	19	0	3	57	59.7
at MIZZOU	01/30/17	67-73	L	23-49	.469	7-17	.412	20-24	.833	13	20	33	34.0	18	10	13	1	5	73	60.3
Opponents		1326		491-1306	.376	138-421	.328	206-283	.728	239	509	748	34.0	404	285	324	75	131	1326	60.3
Kentucky		1555		573-1303	.440	115-362	.318	294-407	.722	245	578	823	37.4	322	287	273	57	144	1555	70.7

Games played: 22
 Points/game: 60.3
 FG Pct: 37.6
 3FG Pct: 32.8
 FT Pct: 72.8

Rebounds/game: 34.0
 Assists/game: 13.0
 Turnovers/game: 14.7
 Assist/turnover ratio: 0.9
 Steals/game: 6.0
 Blocks/game: 3.4



Kentucky Women's Basketball
 Kentucky Team High/Low Analysis (as of Jan 30, 2017)
 All games



Kentucky - TEAM GAME HIGHS

POINTS	92	NEW HAMPSHIRE (11/17/16)
	89	OLE MISS (01/26/17)
	82	GEORGIA (01/15/17)
	82	OKLAHOMA (12/01/16)
	82	MIAMI (11/11/16)
FIELD GOALS MADE	36	NEW HAMPSHIRE (11/17/16)
	34	OLE MISS (01/26/17)
FIELD GOAL ATTEMPTS	70	MOREHEAD STATE (11/23/16)
	69	NEW HAMPSHIRE (11/17/16)
FIELD GOAL PERCENTAGE	.586 (34-58)	OLE MISS (01/26/17)
	.522 (36-69)	NEW HAMPSHIRE (11/17/16)
3 PT FIELD GOALS MADE	12	NEW HAMPSHIRE (11/17/16)
	9	MIZZOU (1/5/17)
3 PT FG ATTEMPTS	25	NEW HAMPSHIRE (11/17/16)
	22	at Auburn (01/22/17)
3 PT FG PERCENTAGE	.571 (8-14)	OLE MISS (01/26/17)
	.480 (12-25)	NEW HAMPSHIRE (11/17/16)
FREE THROWS MADE	24	SAMFORD (11/27/16)
	21	ALBANY (11/12/16)
FREE THROW ATTEMPTS	31	SAMFORD (11/27/16)
	26	ALBANY (11/12/16)
FREE THROW PERCENTAGE	.929 (13-14)	TEXAS A&M (01/08/17)
	.917 (11-12)	ARIZONA STATE (12/11/16)
REBOUNDS	46	MOREHEAD STATE (11/23/16)
	45	at LSU (01/19/17)
ASSISTS	23	OLE MISS (01/26/17)
	22	NEW HAMPSHIRE (11/17/16)
STEALS	15	at Duke (12/29/16)
	11	MIAMI (11/11/16)
BLOCKED SHOTS	6	TEXAS A&M (01/08/17)
	6	ALBANY (11/12/16)
TURNOVERS	19	at Auburn (01/22/17)
	19	at LOUISVILLE (12/4/16)
FOULS	23	at LOUISVILLE (12/4/16)
	22	at MIZZOU (01/30/17)



Kentucky Women's Basketball
 Kentucky High/Low Analysis (as of Jan 30, 2017)
 All games



Opponent - GAME HIGHS

POINTS	79	at Colorado (11/19/16)
	77	TEXAS A&M (01/08/17)
	73	at MIZZOU (01/30/17)
	73	ARIZONA STATE (12/11/16)
	72	at Tennessee (01/01/17)
FIELD GOALS MADE	33	at Colorado (11/19/16)
	28	ARIZONA STATE (12/11/16)
FIELD GOAL ATTEMPTS	78	at Colorado (11/19/16)
	74	at LOUISVILLE (12/4/16)
FIELD GOAL PERCENTAGE	.480 (24-50)	at Duke (12/29/16)
	.469 (23-49)	at MIZZOU (01/30/17)
3 PT FIELD GOALS MADE	11	MIZZOU (1/5/17)
	11	OKLAHOMA (12/01/16)
3 PT FG ATTEMPTS	30	OKLAHOMA (12/01/16)
	30	MIAMI (11/11/16)
3 PT FG PERCENTAGE	.545 (6-11)	GEORGIA (01/15/17)
	.500 (1-2)	at LSU (01/19/17)
FREE THROWS MADE	20	at MIZZOU (01/30/17)
	18	TEXAS A&M (01/08/17)
FREE THROW ATTEMPTS	24	at MIZZOU (01/30/17)
	21	TEXAS A&M (01/08/17)
FREE THROW PERCENTAGE	1.000 (14-14)	at Auburn (01/22/17)
	.929 (13-14)	MOREHEAD STATE (11/23/16)
REBOUNDS	49	at LOUISVILLE (12/4/16)
	41	ARIZONA STATE (12/11/16)
ASSISTS	19	at LOUISVILLE (12/4/16)
	19	OKLAHOMA (12/01/16)
	19	at Colorado (11/19/16)
STEALS	13	at Auburn (01/22/17)
	12	at Duke (12/29/16)
BLOCKED SHOTS	7	RADFORD (12/18/16)
	7	ALBANY (11/12/16)
TURNOVERS	21	at Duke (12/29/16)
	19	OLE MISS (01/26/17)
	19	WASHINGTON STATE (12/21/16)
FOULS	19	RADFORD (12/18/16)
	22	OLE MISS (01/26/17)
	22	at Alabama (01/12/17)
	22	at LOUISVILLE (12/4/16)
	22	SAMFORD (11/27/16)



Kentucky Women's Basketball
 Kentucky High/Low Analysis (as of Jan 30, 2017)
 All games



Kentucky - GAME LOWS

POINTS	54		at Duke (12/29/16)
	55		at LSU (01/19/17)
	59		RADFORD (12/18/16)
	61		MIDDLE TENNESSEE (12/9/16)
	64		MIZZOU (1/5/17)
FIELD GOALS MADE	64		at Auburn (01/22/17)
	18		at Duke (12/29/16)
	22		ALBANY (11/12/16)
	22		WASHINGTON STATE (12/21/16)
	22		MIZZOU (1/5/17)
FIELD GOAL ATTEMPTS	22		at Auburn (01/22/17)
	48		at Auburn (01/22/17)
FIELD GOAL PERCENTAGE	52		SAMFORD (11/27/16)
	.300	(18-60)	at Duke (12/29/16)
3 PT FIELD GOALS MADE	.367	(22-60)	WASHINGTON STATE (12/21/16)
	0		MIDDLE TENNESSEE (12/9/16)
3 PT FG ATTEMPTS	2		SAMFORD (11/27/16)
	2		at Tennessee (01/01/17)
	2		at LSU (01/19/17)
	9		MIDDLE TENNESSEE (12/9/16)
	10		SAMFORD (11/27/16)
3 PT FG PERCENTAGE	.000	(0-9)	MIDDLE TENNESSEE (12/9/16)
	.125	(2-16)	at Tennessee (01/01/17)
	.125	(2-16)	at LSU (01/19/17)
FREE THROWS MADE	6		RADFORD (12/18/16)
	7		at LSU (01/19/17)
FREE THROW ATTEMPTS	10		NEW HAMPSHIRE (11/17/16)
	10		RADFORD (12/18/16)
FREE THROW PERCENTAGE	.538	(7-13)	at LSU (01/19/17)
	.571	(12-21)	MIAMI (11/11/16)
	.571	(12-21)	at Colorado (11/19/16)
REBOUNDS	26		TEXAS A&M (01/08/17)
	30		MIZZOU (1/5/17)
ASSISTS	6		at Duke (12/29/16)
	7		at Tennessee (01/01/17)
STEALS	7		at MIZZOU (01/30/17)
	3		MIZZOU (1/5/17)
BLOCKED SHOTS	4		SAMFORD (11/27/16)
	4		MIDDLE TENNESSEE (12/9/16)
	0		ARIZONA STATE (12/11/16)
TURNOVERS	0		at Alabama (01/12/17)
	0		at MIZZOU (01/30/17)
	5		NEW HAMPSHIRE (11/17/16)
FOULS	5		at Tennessee (01/01/17)
	10		NEW HAMPSHIRE (11/17/16)
	10		MOREHEAD STATE (11/23/16)
	10		at LSU (01/19/17)



Kentucky Women's Basketball
 Kentucky High/Low Analysis (as of Jan 30, 2017)
 All games



Opponent - GAME LOWS

POINTS	36		RADFORD (12/18/16)
	42		at LSU (01/19/17)
	43		NEW HAMPSHIRE (11/17/16)
	46		ALBANY (11/12/16)
	47		MOREHEAD STATE (11/23/16)
FIELD GOALS MADE	13		MOREHEAD STATE (11/23/16)
	14		RADFORD (12/18/16)
FIELD GOAL ATTEMPTS	49		MIDDLE TENNESSEE (12/9/16)
	49		at MIZZOU (01/30/17)
FIELD GOAL PERCENTAGE	.228	(13-57)	MOREHEAD STATE (11/23/16)
	.242	(15-62)	NEW HAMPSHIRE (11/17/16)
3 PT FIELD GOALS MADE	1		at LSU (01/19/17)
	2		RADFORD (12/18/16)
	2		at Auburn (01/22/17)
3 PT FG ATTEMPTS	2		at LSU (01/19/17)
	10		at Alabama (01/12/17)
3 PT FG PERCENTAGE	.100	(2-20)	RADFORD (12/18/16)
	.118	(2-17)	at Auburn (01/22/17)
FREE THROWS MADE	4		MIAMI (11/11/16)
	5		SAMFORD (11/27/16)
	5		WASHINGTON STATE (12/21/16)
	5		MIZZOU (1/5/17)
	5		at LSU (01/19/17)
FREE THROW ATTEMPTS	6		MIAMI (11/11/16)
	7		SAMFORD (11/27/16)
	7		MIZZOU (1/5/17)
FREE THROW PERCENTAGE	.450	(9-20)	at LOUISVILLE (12/4/16)
	.455	(5-11)	WASHINGTON STATE (12/21/16)
REBOUNDS	21		SAMFORD (11/27/16)
	22		MIDDLE TENNESSEE (12/9/16)
ASSISTS	6		at LSU (01/19/17)
	7		RADFORD (12/18/16)
STEALS	0		NEW HAMPSHIRE (11/17/16)
	2		SAMFORD (11/27/16)
	2		OKLAHOMA (12/01/16)
	2		at Tennessee (01/01/17)
BLOCKED SHOTS	0		OLE MISS (01/26/17)
	1		MIAMI (11/11/16)
	1		SAMFORD (11/27/16)
	1		at Alabama (01/12/17)
	1		at MIZZOU (01/30/17)
TURNOVERS	7		at Colorado (11/19/16)
	9		at Tennessee (01/01/17)
FOULS	13		at Tennessee (01/01/17)
	14		NEW HAMPSHIRE (11/17/16)
	14		at Duke (12/29/16)
	14		TEXAS A&M (01/08/17)



Kentucky Women's Basketball
 Kentucky Team High/Low Analysis (as of Jan 30, 2017)
 Conference games



Kentucky - TEAM GAME HIGHS

POINTS	89	OLE MISS (01/26/17)
	82	GEORGIA (01/15/17)
	71	at Alabama (01/12/17)
	68	TEXAS A&M (01/08/17)
	67	at MIZZOU (01/30/17)
FIELD GOALS MADE	34	OLE MISS (01/26/17)
	30	GEORGIA (01/15/17)
FIELD GOAL ATTEMPTS	63	at Tennessee (01/01/17)
	59	TEXAS A&M (01/08/17)
FIELD GOAL PERCENTAGE	.586 (34-58)	OLE MISS (01/26/17)
	.517 (30-58)	GEORGIA (01/15/17)
3 PT FIELD GOALS MADE	9	MIZZOU (1/5/17)
	8	OLE MISS (01/26/17)
3 PT FG ATTEMPTS	22	at Auburn (01/22/17)
	19	MIZZOU (1/5/17)
3 PT FG PERCENTAGE	.571 (8-14)	OLE MISS (01/26/17)
	.474 (9-19)	MIZZOU (1/5/17)
FREE THROWS MADE	17	at MIZZOU (01/30/17)
	15	GEORGIA (01/15/17)
FREE THROW ATTEMPTS	22	GEORGIA (01/15/17)
	21	at MIZZOU (01/30/17)
	21	OLE MISS (01/26/17)
	21	at Auburn (01/22/17)
FREE THROW PERCENTAGE	.929 (13-14)	TEXAS A&M (01/08/17)
	.867 (13-15)	at Tennessee (01/01/17)
REBOUNDS	45	at LSU (01/19/17)
	38	OLE MISS (01/26/17)
	38	GEORGIA (01/15/17)
ASSISTS	23	OLE MISS (01/26/17)
	18	GEORGIA (01/15/17)
STEALS	9	OLE MISS (01/26/17)
	8	at Alabama (01/12/17)
BLOCKED SHOTS	6	TEXAS A&M (01/08/17)
	4	OLE MISS (01/26/17)
	4	GEORGIA (01/15/17)
TURNOVERS	19	at Auburn (01/22/17)
	15	OLE MISS (01/26/17)
	15	at LSU (01/19/17)
	15	at Alabama (01/12/17)
FOULS	22	at MIZZOU (01/30/17)
	18	at Alabama (01/12/17)
	18	TEXAS A&M (01/08/17)



Kentucky Women's Basketball
 Kentucky High/Low Analysis (as of Jan 30, 2017)
 Conference games



Opponent - GAME HIGHS

POINTS	77	TEXAS A&M (01/08/17)
	73	at MIZZOU (01/30/17)
FIELD GOALS MADE	72	at Tennessee (01/01/17)
	62	MIZZOU (1/5/17)
FIELD GOAL ATTEMPTS	61	GEORGIA (01/15/17)
	27	at Tennessee (01/01/17)
FIELD GOAL PERCENTAGE	26	TEXAS A&M (01/08/17)
	.469 (23-49)	at MIZZOU (01/30/17)
3 PT FIELD GOALS MADE	61	OLE MISS (01/26/17)
	.450 (27-60)	at Tennessee (01/01/17)
3 PT FG ATTEMPTS	11	MIZZOU (1/5/17)
	7	at MIZZOU (01/30/17)
3 PT FG PERCENTAGE	7	TEXAS A&M (01/08/17)
	.545 (6-11)	GEORGIA (01/15/17)
FREE THROWS MADE	29	MIZZOU (1/5/17)
	.500 (1-2)	at LSU (01/19/17)
FREE THROW ATTEMPTS	17	at MIZZOU (01/30/17)
	20	at MIZZOU (01/30/17)
FREE THROW PERCENTAGE	18	TEXAS A&M (01/08/17)
	1.000 (14-14)	at Auburn (01/22/17)
REBOUNDS	24	at MIZZOU (01/30/17)
	.857 (18-21)	TEXAS A&M (01/08/17)
ASSISTS	39	at Tennessee (01/01/17)
	38	TEXAS A&M (01/08/17)
STEALS	18	at Tennessee (01/01/17)
	16	OLE MISS (01/26/17)
BLOCKED SHOTS	13	at Auburn (01/22/17)
	10	at Alabama (01/12/17)
TURNOVERS	6	GEORGIA (01/15/17)
	3	at Auburn (01/22/17)
FOULS	3	at LSU (01/19/17)
	19	OLE MISS (01/26/17)
	18	at Alabama (01/12/17)
	22	OLE MISS (01/26/17)
	22	at Alabama (01/12/17)



Kentucky Women's Basketball
 Kentucky High/Low Analysis (as of Jan 30, 2017)
 Conference games



Kentucky - GAME LOWS

POINTS	55	at LSU (01/19/17)
	64	MIZZOU (1/5/17)
	64	at Auburn (01/22/17)
	65	at Tennessee (01/01/17)
	67	at MIZZOU (01/30/17)
FIELD GOALS MADE	22	MIZZOU (1/5/17)
	22	at Auburn (01/22/17)
FIELD GOAL ATTEMPTS	48	at Auburn (01/22/17)
	56	MIZZOU (1/5/17)
	56	at Alabama (01/12/17)
	56	at LSU (01/19/17)
FIELD GOAL PERCENTAGE	.393 (22-56)	MIZZOU (1/5/17)
	.397 (23-58)	at MIZZOU (01/30/17)
3 PT FIELD GOALS MADE	2	at Tennessee (01/01/17)
	2	at LSU (01/19/17)
3 PT FG ATTEMPTS	13	TEXAS A&M (01/08/17)
	13	at MIZZOU (01/30/17)
3 PT FG PERCENTAGE	.125 (2-16)	at Tennessee (01/01/17)
	.125 (2-16)	at LSU (01/19/17)
FREE THROWS MADE	7	at LSU (01/19/17)
	11	MIZZOU (1/5/17)
FREE THROW ATTEMPTS	13	at LSU (01/19/17)
	14	TEXAS A&M (01/08/17)
FREE THROW PERCENTAGE	.538 (7-13)	at LSU (01/19/17)
	.611 (11-18)	MIZZOU (1/5/17)
REBOUNDS	26	TEXAS A&M (01/08/17)
	30	MIZZOU (1/5/17)
ASSISTS	7	at Tennessee (01/01/17)
	7	at MIZZOU (01/30/17)
STEALS	3	MIZZOU (1/5/17)
	5	GEORGIA (01/15/17)
	5	at Auburn (01/22/17)
	5	at MIZZOU (01/30/17)
BLOCKED SHOTS	0	at Alabama (01/12/17)
	0	at MIZZOU (01/30/17)
TURNOVERS	5	at Tennessee (01/01/17)
	8	at MIZZOU (01/30/17)
FOULS	10	at LSU (01/19/17)
	14	MIZZOU (1/5/17)
	14	GEORGIA (01/15/17)



Kentucky Women's Basketball
 Kentucky High/Low Analysis (as of Jan 30, 2017)
 Conference games



Opponent - GAME LOWS

POINTS	42	at LSU (01/19/17)
	54	at Alabama (01/12/17)
FIELD GOALS MADE	57	OLE MISS (01/26/17)
	60	at Auburn (01/22/17)
FIELD GOAL ATTEMPTS	61	GEORGIA (01/15/17)
	18	at LSU (01/19/17)
FIELD GOAL PERCENTAGE	21	at Alabama (01/12/17)
	49	at MIZZOU (01/30/17)
3 PT FIELD GOALS MADE	55	at LSU (01/19/17)
	.327 (18-55)	at LSU (01/19/17)
3 PT FG ATTEMPTS	.373 (22-59)	at Auburn (01/22/17)
	1	at LSU (01/19/17)
3 PT FG PERCENTAGE	2	at Auburn (01/22/17)
	2	at LSU (01/19/17)
FREE THROWS MADE	10	at Alabama (01/12/17)
	.118 (2-17)	at Auburn (01/22/17)
FREE THROW ATTEMPTS	.300 (3-10)	at Alabama (01/12/17)
	5	MIZZOU (1/5/17)
FREE THROW PERCENTAGE	5	at LSU (01/19/17)
	7	MIZZOU (1/5/17)
REBOUNDS	8	at LSU (01/19/17)
	.625 (5-8)	at LSU (01/19/17)
ASSISTS	.647 (11-17)	GEORGIA (01/15/17)
	23	OLE MISS (01/26/17)
STEALS	28	GEORGIA (01/15/17)
	6	at LSU (01/19/17)
BLOCKED SHOTS	9	at Alabama (01/12/17)
	9	at Auburn (01/22/17)
TURNOVERS	2	at Tennessee (01/01/17)
	3	GEORGIA (01/15/17)
FOULS	3	OLE MISS (01/26/17)
	0	OLE MISS (01/26/17)
	1	at Alabama (01/12/17)
	1	at MIZZOU (01/30/17)
	9	at Tennessee (01/01/17)
	12	GEORGIA (01/15/17)
	12	at LSU (01/19/17)
	13	at Tennessee (01/01/17)
	14	TEXAS A&M (01/08/17)



Kentucky Women's Basketball
 Kentucky Player High/Low Analysis (as of Jan 30, 2017)
 All games



Kentucky - INDIVIDUAL GAME HIGHS

Points	30		Epps, Makayla vs OKLAHOMA (12/01/16)
	29		Akhator, Evelyn at Alabama (01/12/17)
	29		Morris, Maci vs ARIZONA STATE (12/11/16)
	29		Epps, Makayla vs MIAMI (11/11/16)
	28		Akhator, Evelyn vs OLE MISS (01/26/17)
	28		Akhator, Evelyn vs ALBANY (11/12/16)
Field Goals Made	12		Akhator, Evelyn at Alabama (01/12/17)
	12		Epps, Makayla vs OKLAHOMA (12/01/16)
Field Goal Att.	21		Morris, Maci at Tennessee (01/01/17)
	19		Epps, Makayla vs TEXAS A&M (01/08/17)
	19		Epps, Makayla at LOUISVILLE (12/4/16)
	19		Epps, Makayla vs OKLAHOMA (12/01/16)
	19		Epps, Makayla vs MIAMI (11/11/16)
FG Pct (min 5 made)	1.000	(5-5)	Akhator, Evelyn at Tennessee (01/01/17)
	.857	(12-14)	Akhator, Evelyn at Alabama (01/12/17)
3-Point FG Made	6		Cann, Makenzie vs NEW HAMPSHIRE (11/17/16)
	5		Morris, Maci vs OLE MISS (01/26/17)
3-Point FG Att.	10		Morris, Maci at Auburn (01/22/17)
	9		Morris, Maci vs OLE MISS (01/26/17)
	9		Morris, Maci at Tennessee (01/01/17)
3-Pt FG Pct (min 2 made)	1.000	(2-2)	Murray, Taylor vs MIZZOU (1/5/17)
	1.000	(2-2)	Murray, Taylor at Duke (12/29/16)
Free Throws Made	10		Murray, Taylor at MIZZOU (01/30/17)
	9		Akhator, Evelyn vs WASHINGTON STATE (12/21/16)
	9		Morris, Maci vs ARIZONA STATE (12/11/16)
Free Throw Att.	15		Epps, Makayla vs MIAMI (11/11/16)
	12		Akhator, Evelyn vs WASHINGTON STATE (12/21/16)
FT Pct (min 3 made)	1.000	(10-10)	Murray, Taylor at MIZZOU (01/30/17)
	1.000	(9-9)	Morris, Maci vs ARIZONA STATE (12/11/16)
	1.000	(8-8)	Akhator, Evelyn vs TEXAS A&M (01/08/17)
	1.000	(8-8)	Akhator, Evelyn vs ALBANY (11/12/16)
	1.000	(6-6)	Murray, Taylor vs GEORGIA (01/15/17)
	1.000	(4-4)	Morris, Maci at Duke (12/29/16)
	1.000	(4-4)	Murray, Taylor at Duke (12/29/16)
	1.000	(4-4)	Epps, Makayla vs WASHINGTON STATE (12/21/16)
	1.000	(4-4)	Murray, Taylor vs MIDDLE TENNESSEE (12/9/16)
	1.000	(4-4)	Morris, Maci vs OKLAHOMA (12/01/16)
	1.000	(4-4)	Epps, Makayla vs ALBANY (11/12/16)
	1.000	(3-3)	Epps, Makayla at Auburn (01/22/17)
	1.000	(3-3)	Morris, Maci at LSU (01/19/17)
	1.000	(3-3)	Murray, Taylor vs TEXAS A&M (01/08/17)
	1.000	(3-3)	Morris, Maci at Tennessee (01/01/17)
	1.000	(3-3)	Cann, Makenzie vs ALBANY (11/12/16)
Rebounds	16		Akhator, Evelyn vs GEORGIA (01/15/17)
	16		Epps, Makayla at LOUISVILLE (12/4/16)
Assists	9		Epps, Makayla vs MOREHEAD STATE (11/23/16)
	8		Murray, Taylor vs OLE MISS (01/26/17)
Steals	5		Cann, Makenzie at Duke (12/29/16)
	4		Murray, Taylor vs OLE MISS (01/26/17)
	4		Murray, Taylor at Alabama (01/12/17)
	4		Akhator, Evelyn at Duke (12/29/16)
Blocked Shots	4		Akhator, Evelyn vs ALBANY (11/12/16)
	3		Rice, Alyssa vs OLE MISS (01/26/17)

Turnovers	3	Akhator, Evelyn vs TEXAS A&M (01/08/17)
	7	Epps, Makayla at LOUISVILLE (12/4/16)
	6	Morris, Maci at Auburn (01/22/17)
	6	Epps, Makayla at Auburn (01/22/17)
	6	Morris, Maci at Alabama (01/12/17)
	6	Morris, Maci vs WASHINGTON STATE (12/21/16)
Fouls	6	Epps, Makayla vs ARIZONA STATE (12/11/16)
	5	Rice, Alyssa vs GEORGIA (01/15/17)
Minutes	5	Rice, Alyssa vs TEXAS A&M (01/08/17)
	5	Akhator, Evelyn at LOUISVILLE (12/4/16)
	45	Epps, Makayla at LOUISVILLE (12/4/16)
	45	Cann, Makenzie at LOUISVILLE (12/4/16)
	44	Murray, Taylor at LOUISVILLE (12/4/16)
	42	Morris, Maci at LOUISVILLE (12/4/16)
	41	Epps, Makayla vs ARIZONA STATE (12/11/16)



Kentucky Women's Basketball
Kentucky Opponent High/Low Analysis (as of Jan 30, 2017)
All games



OPPONENT INDIVIDUAL GAME HIGHS

Points	26		Knox,Curtyce vs TEXAS A&M (01/08/17)	
	26		HINES-ALLEN, Myisha at LOUISVILLE (12/4/16)	
	24		Wade, Shaquera at Alabama (01/12/17)	
	24		Lexie Brown at Duke (12/29/16)	
	22		Montgomery,Brandy at Auburn (01/22/17)	
	22		MICHAELIS, Sierra vs MIZZOU (1/5/17)	
	22		Russell, Mercedes at Tennessee (01/01/17)	
Field Goals Made	13		HINES-ALLEN, Myisha at LOUISVILLE (12/4/16)	
	11		Wade, Shaquera at Alabama (01/12/17)	
Field Goal Att.	22		HINES-ALLEN, Myisha at LOUISVILLE (12/4/16)	
	21		Leonard, Kennedy at Colorado (11/19/16)	
FG Pct (min 5 made)	.846	(11-13)	Wade, Shaquera at Alabama (01/12/17)	
	.833	(5-6)	Oderah Chidom at Duke (12/29/16)	
	.833	(5-6)	Kendall Cooper at Duke (12/29/16)	
3-Point FG Made	6		Swedlund, Alexys vs WASHINGTON STATE (12/21/16)	
	5		PETTY, Ty vs MIDDLE TENNESSEE (12/9/16)	
	5		Little, Peyton vs OKLAHOMA (12/01/16)	
3-Point FG Att.	12		MICHAELIS, Sierra vs MIZZOU (1/5/17)	
	12		Little, Peyton vs OKLAHOMA (12/01/16)	
3-Pt FG Pct (min 2 made)	1.000	(3-3)	Armbrister,Shanea vs GEORGIA (01/15/17)	
	1.000	(3-3)	Knox,Curtyce vs TEXAS A&M (01/08/17)	
	1.000	(2-2)	Wade, Shaquera at Alabama (01/12/17)	
Free Throws Made	11		PORTER, Cierra at MIZZOU (01/30/17)	
	8		Lexie Brown at Duke (12/29/16)	
Free Throw Att.	11		PORTER, Cierra at MIZZOU (01/30/17)	
	9		CUNNINGHAM, Sophie at MIZZOU (01/30/17)	
FT Pct (min 3 made)	1.000	(11-11)	PORTER, Cierra at MIZZOU (01/30/17)	
	1.000	(8-8)	Lexie Brown at Duke (12/29/16)	
	1.000	(6-6)	Montgomery,Brandy at Auburn (01/22/17)	
	1.000	(4-4)	Frerking,Katie at Auburn (01/22/17)	
	1.000	(4-4)	Nichols,Hannah vs SAMFORD (11/27/16)	
	1.000	(4-4)	WELLS, Aaliyah vs MOREHEAD STATE (11/23/16)	
	1.000	(4-4)	Fogarty,Kat vs NEW HAMPSHIRE (11/17/16)	
	1.000	(3-3)	Alston, Alissa vs OLE MISS (01/26/17)	
	1.000	(3-3)	MONCRIEF, Raigyne at LSU (01/19/17)	
	1.000	(3-3)	Costa,Simone vs GEORGIA (01/15/17)	
	1.000	(3-3)	ROSS, Rachael vs RADFORD (12/18/16)	
	Rebounds	13		Pierre-Louis,Vionise vs OKLAHOMA (12/01/16)
		12		Hillsman,Khaalia vs TEXAS A&M (01/08/17)
		12		McKEE, Eriel vs MOREHEAD STATE (11/23/16)
	Assists	12		Leonard, Kennedy at Colorado (11/19/16)
Steals	9		Knox,Curtyce vs TEXAS A&M (01/08/17)	
	5		Lexie Brown at Duke (12/29/16)	
Blocked Shots	5		JACKSON, Briahanna at LOUISVILLE (12/4/16)	
	4		McKEE, Eriel vs MOREHEAD STATE (11/23/16)	
	3		Engram,Mackenzie vs GEORGIA (01/15/17)	
	3		NUNLEY, Sydney vs RADFORD (12/18/16)	
	3		Smith, Haley at Colorado (11/19/16)	
Turnovers	3		Fogarty,Kat vs NEW HAMPSHIRE (11/17/16)	
	8		McQUEEN, Brianna vs MOREHEAD STATE (11/23/16)	
	7		Oderah Chidom at Duke (12/29/16)	
Fouls	7		WHITE, Janayla vs RADFORD (12/18/16)	
	5		DOTY, Lianna at MIZZOU (01/30/17)	

5 Gibson, Shelby vs OLE MISS (01/26/17)
5 Jones, Jessica at Auburn (01/22/17)
5 Hailey, Caila vs WASHINGTON STATE (12/21/16)
5 WORTHY, Jayda vs RADFORD (12/18/16)
5 Haines, Sabrina vs ARIZONA STATE (12/11/16)
5 LYON, Gabby vs MIDDLE TENNESSEE (12/9/16)
5 HINES-ALLEN, Myisha at LOUISVILLE (12/4/16)