

# ALABAMA

## CRIMSON TIDE BASKETBALL

### 2016-17 GAME NOTES



#### FOLLOW US

Follow the official Alabama men's basketball social media accounts listed below.



FOLLOW US ON TWITTER AND  
INSTAGRAM @ALABAMAMBB



LIKE US ON FACEBOOK AT  
ALABAMAMBB

#### 2016-17 SCHEDULE/RESULTS

Time	Date	Opponent	TV
Nov. 3	FAULKNER (EXH)	SECN+	W, 91-71
Nov. 11	COASTAL CAROLINA@	SECN+	W, 70-53
Nov. 15	RV DAYTON!	ESPN2	L, 72-77
Nov. 18	BALL STATE@	SEC Network	W, 77-59
Nov. 21	vs. Valparaiso#		L, 60-68
Nov. 23	vs. Saint Louis#		W, 62-57
Nov. 29	CHARLESTON SO.	SEC Network	W, 76-46
Dec. 2	at Texas	ESPNU	L, 68-77
Dec. 11	at 24/24 Oregon	ESPNU	L, 56-65
Dec. 15	USC UPSTATE	SECN+	W, 78-61
Dec. 18	CLEMSON^	ESPNU	L, 54-67
Dec. 21	vs. Arkansas State+	SEC Network	W, 67-52
Dec. 29	STETSON	SECN+	W, 83-60
Jan. 3	at Mississippi State*	SEC Network	W, 68-58
Jan. 7	VANDERBILT*	ESPNU	W, 59-56
Jan. 10	23/23 FLORIDA*	ESPNU	L, 67-80
Jan. 14	at LSU*	SEC Network	W, 81-66
Jan. 18	MISSOURI*	ESPNU	W, 68-56
Jan. 21	at Auburn*	ESPN2	L, 64-84
Jan. 25	at Georgia*	ESPNU	W, 80-60
Jan. 28	MISSISSIPPI STATE*	SEC Network	W, 71-62
Feb. 1	at Arkansas*	SEC Network	L, 68-87
Feb. 4	AUBURN*	SEC Network	L, 77-82
Feb. 7	at 19/16 South Carolina*	SEC Network	W, 90-86 <sup>40T</sup>
Feb. 11	15/12 KENTUCKY*	CBS	Noon
Feb. 15	at Missouri*	SEC Network	7:30 p.m.
Feb. 18	LSU*	SEC Network	2:30 p.m.
Feb. 23	GEORGIA*	ESPN/2	6 p.m.
Feb. 25	at Texas A&M*	ESPN/2	7 p.m.
March 1	OLE MISS*	SEC Network	7:30 p.m.
March 4	at Tennessee*	SEC Network	Noon
March 8-12	at SEC Tournament%		TBD

All times Central and subject to change

! ESPN Tip-Off Marathon

@ Games part of Las Vegas Main Event (Tuscaloosa, Ala.)

# 2016 Main Event (Las Vegas, Nev.)

^ Vulcan Classic (Legacy Arena - Birmingham, Ala.)

+ Rocket City Classic (Von Braun Center - Huntsville, Ala.)

% SEC Tournament (Nashville, Tenn.)

\* SEC game

BOLD indicates home game

#### GM 24

15/12 KENTUCKY WILDCATS (19-5, 9-2)

vs. ALABAMA CRIMSON TIDE (14-9, 7-4)

SATURDAY, FEB. 11, 2017 | NOON CT | TUSCALOOSA, ALA. | COLEMAN COLISEUM (15,383)

TV: CBS (PBP: SPERO DEDES, ANALYST: BILL RAFFERTY)

RADIO: CTSN (PBP: CHRIS STEWART, ANALYST: BRYAN PASSINK) | SIRIUS/XM: 134/191

#### ALABAMA INFORMATION

##### ALABAMA CRIMSON TIDE



2016-17 Record \_\_\_\_\_ 14-9

2016-17 SEC Record \_\_\_\_\_ 7-4

Last Game\_ W, 90-86<sup>40T</sup> at No. 19 South Carolina

Leading Scorer: \_\_\_\_\_ Braxton Key (11.8)

Leading Rebounder: \_\_\_\_\_ Braxton Key (6.0)

Leading Assists: \_\_\_\_\_ Dazon Ingram (3.6)

Head Coach: \_\_\_\_\_ Avery Johnson

At Alabama (Years): \_\_\_\_\_ 32 -24 (2nd)

Career Record (Years): \_\_\_\_\_ 286-210 (9th)\*

\*includes NBA career record

#### OPPONENT INFORMATION

##### KENTUCKY WILDCATS



2016-17 Record \_\_\_\_\_ 19-5

2016-17 SEC Record \_\_\_\_\_ 9-2

Last Game \_\_\_\_\_ W, 92-85 vs. LSU

Leading Scorer: \_\_\_\_\_ Malik Monk (21.9)

Leading Rebounder: \_\_\_\_\_ Edrice Adebayo (6.9)

Leading Assists: \_\_\_\_\_ De'Aaron Fox (5.5)

Head Coach: \_\_\_\_\_ John Calipari

At Kentucky (Years): \_\_\_\_\_ 236-52 (8th)

Career Record (Years): \_\_\_\_\_ 639-190 (25th)

#### FIVE ALABAMA STORYLINES

<sup>1</sup> Kentucky, which won all three games between the two teams a year ago, has won six straight games in the series. The Tide's last win over the Wildcats came on Jan. 22, 2013.

<sup>2</sup> Alabama's Avery Johnson will face the 11th ranked opponent during his tenure. The Tide's second-year head coach is 5-5 when facing teams ranked in the AP top 25, including 1-1 this season.

<sup>3</sup> Alabama pulled down a season high 62 rebounds in the win at South Carolina. It was the most rebounds in a game for the Tide since collecting 62 against St. Bonaventure on Dec. 3, 2002.

<sup>4</sup> Alabama forward Braxton Key is one of 10 freshmen from around the country who currently leads his team in both scoring and rebounding this season (see full note on page 11).

<sup>5</sup> The Tide, which leads the SEC and ranks 26th nationally with a +6.6 rebounding margin, has outrebounded its opponents in 19 of its 23 games this year, including 10 of its 11 SEC foes.

#### OPENING TIP

► Alabama begins a stretch of playing three of its next four contests at Coleman Coliseum when it squares off against No. 15/12 Kentucky on Saturday afternoon at noon CT. It marks the second consecutive top-25 opponent for the Tide (won at No. 19/16 South Carolina, 90-86, in four overtimes last Tuesday night).

► Saturday's game will be televised on CBS with Spero Dedes (play-by-play) and Bill Raftery (analyst) on the call. Fans can listen to the radio broadcast on the Crimson Tide Sports Network as Chris Stewart (play-by-play) and Bryan Passink (analyst) will call all the action. Live stats for the contest can accessed through RollTide.com, while in-game updates and photos will be made available on Twitter on @AlabamaMBB.

► Saturday's contest marks the 146th game played between Alabama and Kentucky – the sixth-most games played against any one opponent in UA men's basketball history. The Wildcats own a 108-37 edge in the all time series, including having won six straight games and 13 of the last 15 overall. The Tide owns a record of 23-30 when playing Kentucky in Tuscaloosa, including a 17-19 mark in contests played at Coleman Coliseum (full series information can be found on page 4).

► Alabama stunned No. 19/16 South Carolina in quadruple overtime, 90-86, last Tuesday night. It marked the Tide's first true road win over a top-25 team since knocking off then-No. 4 Mississippi State, 77-73 on Feb. 21, 2004, in Starkville, Miss. Furthermore, it was the second four overtime game in program history, as the Tide also took a four-point win over LSU on Feb. 12, 1972, winning 103-79 (full notes from Tuesday's historic game can be found on page 10).















► A pair of freshman lead the Tide offensively. Forward Braxton Key, who is one of 10 freshmen in the nation to lead their team in both scoring and rebounding, averages team highs of 11.8 points and 6.0 rebounds per game, while also topping the team in minutes (28.2 mpg). Guard Dazon Ingram, who ranks second in points (10.1 ppg), leads UA in assists (3.6 apg), steals (1.2 spg) and 3-point shooting (.464). Six of Alabama's top seven scorers are underclassmen.

► According to KenPom.com, Alabama ranks 29th in the nation in both average team height and 31st in bench production. The same site also lists the Crimson Tide 233rd out of 351 Division I programs in overall experience.

► Alabama is a perfect 12-0 when holding teams to 62 or fewer points, but falls to 2-9 when allowing the opposition to score more than 62.

► Alabama will next play its lone road game in the current four-game stretch when it travels to Columbia, Mo., to take on the Missouri Tigers on Wednesday at 7:30 p.m. CT on SEC Network.



PREVIOUS GAME'S STARTERS HIGHLIGHTED IN SHADED BOX			OVERALL SEC	14-9 7-4	HOME AWAY	8-4 4-4	NEUTRAL LAST 10	2-1 6-4
0		<b>NICK KING</b> G/F • 6-7 • 228 • Jr. • Memphis, Tenn.	LAST GAME: DNP at South Carolina NOTE: Out indefinitely & has missed 15 gms due to lung infection ... season high 9 pts vs. Saint Louis ... 7 pts & 5 rebs vs. Valpo ... sat out 2015-16 season per NCAA rules after transferring (Memphis) ... played in 62 games in two seasons, averaging 5.9 ppg & 4.0 rpg ... 2012-13 Tennessee Mr. Basketball.					
		PPG RPG APG SPG BPG MPG 3.3 2.9 0.4 0.7 0.3 12.7	SEASON HIGHS Pts: 9 vs. Saint Louis, 11/23/16 Reb: 5, 2x last vs. Charleston So., 11/29/16 Ast: 1, 3x last vs. Charleston So., 11/29/16 Stl: 2 vs. Ball State, 11/18/16					
1		<b>RILEY NORRIS</b> G/F • 6-7 • 205 • Jr. • Albertville, Ala.	LAST GAME: 11 pts, 14 rebs, 4 asts at South Carolina NOTE: Second on team in 3s made (30) and steals (21), third in scoring ... recorded first double-double at South Carolina (11 pts & 14 rebs) ... scored season-high 20 points at LSU ... had 18 pts vs. Stetson ... scored 15 in win at Georgia ... 3rd on team with 10 double-figure scoring games.					
		PPG RPG APG SPG 3FG% MPG 9.0 4.0 0.9 0.9 .313 27.4	SEASON HIGHS Pts: 20 at LSU, 1/14/17 Reb: 14 at South Carolina, 2/7/17 Ast: 4 at South Carolina, 2/7/17 Stl: 3, 2x last vs. Auburn, 2/4/17					
2		<b>LAWSON SCHAFFER</b> G • 5-11 • 161 • So. • Cullman, Ala.	LAST GAME: DNP at South Carolina NOTE: A preferred walk-on ... has played in nine games on the season. 2015-16: Scored first collegiate points on a 3-pointer vs. No. 9 Kentucky ... also hit a 3 vs. South Carolina ... 2 pts in 6 mins vs. Mizzou ... 6A Player of the Year ... ASWA 2015 boys "Super 5" team.					
		PPG RPG APG SPG 3FG% MPG 0.9 0.2 0.3 0.2 .500 1.6	SEASON HIGHS Pts: 3, 2x last vs. Stetson, 12/29/16 Reb: 1, 2x last at Arkansas, 2/1/17 Ast: 2 at Arkansas, 2/1/17 Stl: 1, 2x last vs. Stetson, 12/29/16					
3		<b>CORBAN COLLINS</b> G • 6-3 • 195 • Gr. • High Point, N.C.	LAST GAME: 5 pts, 4 rebs, 2 stls at South Carolina NOTE: Leads team in 3s made (32); 3rd in 3FG%; 4th in scoring ... scored a season-high 24 points on 7 threes at LSU ... had 17 vs. Auburn ... scored 15 points and made 4 threes in the win at Georgia ... graduate transfer from Morehead State ... earned second team All-OVC honors a year ago.					
		PPG RPG APG SPG 3FG% MPG 7.8 2.1 1.5 0.6 .348 23.6	SEASON HIGHS Pts: 24 at LSU, 1/14/17 Reb: 4, 3x last vs. Auburn, 2/4/17 Ast: 4, 2x last at Arkansas, 2/1/17 Stl: 3 vs. Missouri, 1/18/17					
5		<b>AVERY JOHNSON JR.</b> G • 5-10 • 186 • So. • Houston, Texas	LAST GAME: 23 pts, 6 rebs, 3 asts, 2 stls at South Carolina NOTE: Fourth in 3FG% and 5th in scoring, 3rd in assists, 2nd in free-throw percentage ... career high 23 pts & 6 rebs in the 4OT win at USC ... had 17 pts vs. Clemson ... had 13 pts, along with career-best 6 asts & 3 stls vs. Ball State ... 13 pts & 5 rebs at Mississippi State ... sat out last year after transferring from Texas A&M.					
		PPG RPG APG SPG 3FG% MPG 7.2 1.6 1.5 0.7 .343 19.8	SEASON HIGHS Pts: 23 at South Carolina, 2/7/17 Reb: 6 at South Carolina, 2/7/17 Ast: 6, 2x last vs. Stetson, 12/29/16 Stl: 3, 2x last vs. Clemson, 12/18/16					
10		<b>JIMMIE TAYLOR</b> F • 6-10 • 250 • Sr. • Greensboro, Ala.	LAST GAME: 3 pts, 5 rebs, 1 ast, 1 blk at South Carolina NOTE: 122 consecutive games played ... leads team in blocks; 2nd in FG% ... had season-best 12 pts vs. Arkansas State ... had 10 pts, 8 rebs and career-high 3 asts vs. Vanderbilt ... collected 9 pts & 3 rebs at Mississippi State ... named SEC Academic Honor Roll in 2015 & 2016.					
		PPG RPG APG BPG FG% MPG 5.4 3.8 0.7 1.5 .614 18.3	SEASON HIGHS Pts: 12 vs. Arkansas State, 12/21/16 Reb: 9 vs. Missouri, 1/18/17 Blk: 3, 3x last vs. Vandy, 1/7/17 Ast: 3 vs. Vanderbilt, 1/7/17					
11		<b>SHANNON HALE</b> F • 6-8 • 235 • Sr. • Johnson City, Tenn.	LAST GAME: 6 pts, 6 rebs at South Carolina NOTE: Had a season high 19 pts & 4 rebs vs. Ball State ... 5th on the team in blocks (6). 2015-16: Missed final five games last season ... leading returning scorer ... reached double figures in 15 games last season, including 4 20-point games ... had season-high 25 pts at Georgia.					
		PPG RPG APG SPG FG% MPG 4.6 1.6 0.3 0.3 .320 12.6	SEASON HIGHS Pts: 19 vs. Ball State, 11/18/16 Reb: 6 at South Carolina, 2/7/17 Ast: 3 vs. Vanderbilt, 1/7/17 Blk: 1, 6x last vs. Florida, 1/10/17					
12		<b>DAZON INGRAM</b> G • 6-5 • 205 • R-Fr. • Theodore, Ala.	LAST GAME: 7 pts, 5 rebs, 1 ast, 1 stl at South Carolina NOTE: Leads team with two double-doubles (16 pts, 10 rebs vs. Stetson & 10 pts, 10 rebs vs. Vandy) ... ranks 2nd in scoring; leads team in 3-point FG% (.464), steals & assists ... has 12 double-figure scoring gms ... had 14 pts & career-high 7 asts vs. Dayton ... redshirted after injuring foot seven games into last season.					
		PPG RPG APG SPG FG% MPG 10.1 4.6 3.7 1.2 .507 26.8	SEASON HIGHS Pts: 16 vs. Stetson, 12/29/16 Reb: 10, 2x last vs. Vandy, 1/7/17 Ast: 7, 2x last at LSU, 1/14/17 Stl: 5 vs. Auburn, 2/4/17					
21		<b>BOLA OLANIYAN</b> F • 6-7 • 235 • Gr. • Lagos, Nigeria	LAST GAME: 2 pts, 1 reb at South Carolina NOTE: Third on team in rebounding, tied for 3rd in steals ... 3rd in SEC games only in off. rebs per game (3.2) ... avg. 7.2 rpg over last 11 gms ... had season-best 13 rebs vs. Stetson ... 11 rebs vs. Miss. State ... season-best 7 pts along with 8 rebs vs. Vandy ... fifth-year graduate transfer from Southern Illinois.					
		PPG RPG APG SPG FG% MPG 2.9 5.5 0.5 0.7 .500 13.7	SEASON HIGHS Pts: 7 vs. Vanderbilt, 1/7/17 Reb: 13 vs. Stetson, 12/29/16 Ast: 3 at Auburn, 1/21/17 Stl: 3, 2x last vs. Mississippi St., 1/28/17					
22		<b>AR'MOND DAVIS</b> G • 6-6 • 193 • Jr. • Tacoma, Wash.	LAST GAME: 19 pts, 2 rebs, 1 stl at South Carolina NOTE: Ranks 3rd on team in threes attempted (78) & 6th in threes made (23) ... season-high 17 pts vs. Ball State ... had 12 pts vs. Vanderbilt in first SEC action. 2015-16: Played at the College of Southern Idaho ... rated No. 6 JUCO player in the nation ... avg. 17.1 ppg & 6.8 rpg.					
		PPG RPG APG SPG 3FG% MPG 6.4 1.6 0.1 0.4 .295 13.9	SEASON HIGHS Pts: 19 at South Carolina, 2/7/17 Reb: 3, 5x last vs. Auburn, 2/4/17 Ast: 1, 3x last vs. Ark State, 12/21/16 Stl: 2 at Oregon, 12/11/16					
23		<b>BRANDON AUSTIN</b> G • 6-5 • 204 • So. • Montgomery, Ala.	LAST GAME: DNP at South Carolina NOTE: Saw first action of season vs. Ball State ... missed four games on year due to illness or injury. 2015-16: Career-high 7 pts vs. Winthrop ... had 6 pts at No. 16 Kentucky ... collected 4 pts and 4 rebs at Miss. State ... 6A state tournament MVP and won 2015 state championship ... First Team All-State honoree.					
		PPG RPG APG SPG 3FG% MPG 0.6 0.6 0.2 0.2 .000 7.6	SEASON HIGHS Pts: 2 vs. Clemson, 12/18/16 Reb: 2 vs. Clemson, 12/18/16 Ast: 1 vs. Charleston So., 11/29/16 Stl: 1 vs. Charleston So., 11/29/16					
25		<b>BRAXTON KEY</b> F • 6-8 • 225 • Fr. • Charlotte, N.C.	LAST GAME: 6 pts, 6 rebs, 2 asts at South Carolina NOTE: Named SEC Freshman of the Week (1/30) ... leads squad in scoring, rebounds, FGs made (90), FG attempted (208) & double-figure scoring gms (13); 2nd in assists ... avg. 15.6 ppg & 6.7 rpg over last 9 gms ... season high 26 points at Georgia ... had 24 pts vs. Florida ... 18 pts at Auburn ... led Oak Hill Academy to national title & 45-1 record.					
		PPG RPG APG FG% 3FG% MPG 11.8 6.0 2.1 .433 .357 28.2	SEASON HIGHS Pts: 26 at Georgia, 1/25/17 Reb: 11 vs. Vanderbilt, 1/7/17 Ast: 5 vs. USC Upstate, 12/15/16 Stl: 3 at Mississippi St., 1/3/17					
33		<b>LANDON FULLER</b> F • 6-8 • 230 • Fr. • Brentwood, Tenn.	LAST GAME: DNP at South Carolina NOTE: Out indefinitely with foot injury ... played in 3 gms before injury ... earned a spot on the roster following walk-on tryouts in mid-September ... opened season as just a practice player but was elevated to a walk-on in early November, which allows him to suit up for games and travel with team.					
		PPG RPG BPG SPG FG% MPG 0.0 0.0 0.0 0.0 0.0 1.7	SEASON HIGHS Pts: Reb: Ast: Blk:					
35		<b>DONTA HALL</b> F • 6-9 • 223 • So. • Luverne, Ala.	LAST GAME: 8 pts, 7 rebs, 4 blks at South Carolina NOTE: Leads team in FG% and blocks; 2nd in rebs ... set career highs in back-to-back games beginning with 14 pts at Oregon, followed by 15 pts vs. USC Upstate ... had career-high 12 rebs to go along with nine pts vs. Valpo ... 12 pts and 8 rebs vs. No. 24 Florida ... has led team in rebounding 7 times.					
		PPG RPG BPG APG FG% MPG 5.8 5.7 1.6 0.5 .655 19.6	SEASON HIGHS Pts: 15 vs. USC Upstate, 12/15/16 Reb: 12 vs. Valparaiso, 11/21/16 Ast: 2, 4x last at Arkansas, 2/1/17 Blk: 4, 3x, last at South Carolina, 2/7/17					



## 2016-17 NUMERICAL ROSTER

No.	Name	Pos.	Ht.	Wt.	Cl.	Major	Hometown (Previous School)
0	Nick King <sup>^</sup>	G/F	6-7	228	Jr.	Criminal Justice	Memphis, Tenn. (Memphis)
1	Riley Norris	F	6-7	205	Jr.	Marketing	Albertville, Ala. (Albertville HS)
2	Lawson Schaffer	G	5-11	161	So.	Marketing	Cullman, Ala. (Cullman HS)
3	Corban Collins%	G	6-2	195	Gr.	Sports Business Management (Master's)	High Point, N.C. (Morehead State)
4	Daniel Giddens#	F/C	6-10	236	So.	Financial Planning	Mableton, Ga. (Ohio State)
5	Avery Johnson Jr. <sup>^</sup>	G	5-11	186	So.	Marketing	Houston, Texas (Texas A&M)
10	Jimmie Taylor	F	6-10	250	Sr.	Criminal Justice	Greensboro, Ala. (Greensboro HS)
11	Shannon Hale	F	6-8	235	Sr.	Communication Studies	Johnson City, Tenn. (Christ School)
12	Dazon Ingram	G	6-5	205	R-Fr.	Management	Theodore, Ala. (Theodore HS)
21	Bola Olaniyan%	F	6-7	235	Gr.	Sports Business Management (Master's)	Lagos, Nigeria (Southern Illinois)
22	Ar'Mond Davis	G	6-6	193	Jr.	General Studies	Tacoma, Wash. (College of Southern Idaho)
23	Brandon Austin	G	6-5	204	So.	Criminal Justice	Montgomery, Ala. (Carver-Montgomery HS)
25	Braxton Key	F	6-8	225	Fr.	Managament	Charlotte, N.C. (Oak Hill Academy)
33	Landon Fuller	F	6-8	230	Fr.	Bio Chemistry/Pre Med	Brentwood, Tenn. (Brentwood Academy)
35	Donta Hall	F	6-9	223	So.	Human Performance Exercise Science	Luverne, Ala. (Luverne HS)

# Will sit out the 2016-17 season per NCAA transfer rules

% Fifth-year graduate transfer

<sup>^</sup> Sat out 2015-16 season as transfers and eligible to suit up in 2016-17

## COACHING STAFF

**Head Coach:** Avery Johnson (2nd season)/Southern, 1988

**Associate Head Coach:** John Pelphrey (1st season)/Kentucky, 1989

**Associate Head Coach:** Bob Simon (2nd season)/Eastern Michigan, 1989

**Assistant Coach:** Antoine Pettway (9th season)/Alabama, 2004

**Associate AD:** Kobie Baker (2nd season)/Talladega, 1998

**Director of Operations:** Colton Houston (7th season)/Harvard, 2004

**Director of Player Development:** David Miller (2nd season)

**Strength & Conditioning Coach:** Lou DeNeen (4th season)

**Athletic Trainer:** Clarke Holter (2nd season)

**Video Coordinator:** Alex Fain (3rd season)

## 2016-17 PRONUNCIATION GUIDE

## PLAYERS

Ar'Mond Davis	our-MOND
Shannon Hale	HAIL
Donta Hall	Don-TAY
Dazon Ingram	DAY-zahn
Bola Olaniyan	BOE-la OH-lonnie-yawn
Lawson Schaffer	SHAY-fer

## COACHES

Antoine Pettway	PETT-way
Lou DeNeen	Duh-NEEN

## ALABAMA INKS NATION'S NO. 3 SIGNING CLASS — TOP-RANKED RECRUITING CLASS IN PROGRAM HISTORY

It was a landmark Signing Day for The University of Alabama men's basketball program, as head coach Avery Johnson officially announced the Tide's 2017 class on Nov. 11. The Crimson Tide's five-man signing class is rated as high as No. 3 in the country according to Scout.com and Rivals.com, which is the highest-ranked signing class in program history. Meanwhile, 247sports.com and ESPN.com ranks the Tide's class as the fourth-best in the nation.

The five newest members of the Alabama men's basketball program include guards Herb Jones, John Petty and Collin Sexton and forwards Alex Reese and Galin Smith. All five were rated as either four- or five-star recruits, while all were top-100 recruits in the nation, according to Rivals.com.

Alabama not only nabbed the three top recruits in the state of Alabama in Petty, Reese and Jones, but also the top player in the state of Georgia in Sexton and the top big man in the state of Mississippi in Smith.

**HERB JONES | G | 6-7 | 185 | Greensboro, Ala.**

Jones started for the varsity team at Sunshine High School as a ninth and 10th grader, playing under his father, Walter Jones, before transferring to Hale County High School to close out his final two years. Jones is ranked as the No. 17 shooting guard in the nation according to 247Sports.com, and he's the No. 74 prospect in the country reported by Rivals.com. Capable of playing multiple positions, Hoopseen.com has Jones ranked as the No. 2 prospect in the state of Alabama, while he's ranked as the top small forward in the state and the No. 8 small forward in the southern region according to Scout.com. In 2015 – his final season at Sunshine HS – Jones led his team to the Alabama State High School Association Class 1A finals. A talented wing player, Jones saw the court on Sunshine's varsity basketball team as early as the seventh grade and he became a consistent contributor to the varsity team as an eighth grader. Last season playing for Hale County, Jones averaged 15.7 points, 7.1 rebounds, 3.1 assists and 2.9 steals per game. Jones is a two-time first team all-state honoree according to the Sports Writers Association (ASWA), earning a spot on the 1A Honorable Mention All-State Team in 2015, followed by 3A second team all-state honors last season.

**JOHN PETTY | G | 6-5 | 180 | Huntsville, Ala.**

Petty comes to Alabama as a consensus five-star recruit and top-30 player in the nation. Petty played his first three years at J.O. Johnson High School under head coach Jack Doss. After the closing of J.O. Johnson, Petty will close out his prep career at Jemison High School in Huntsville, Ala. Petty, who was named 2016 Mr. Basketball in the state of Alabama by the ASWA, is ranked as the top player from the state, while he is ranked the No. 3 shooting guard in the southern region

and the top shooting guard in Alabama according to Scout.com. ESPN.com has Petty listed as No. 25 in their top-100 prospects list, No. 8 regionally and the No. 7 two-guard in the nation. Last season, Petty averaged 19.9 points, 7.1 rebounds, 4.1 assists, 1.8 blocks and 1.8 steals per game while leading J.O. Johnson to a second consecutive 5A state championship in the program's final year. He was named to AL.com's Super All-State Player of the Year, Gatorade Alabama Boys Basketball Player of the Year and Huntsville Region Player of the Year. In addition, Petty was tabbed the 5A state tournament Most Outstanding Player and also earned a spot on the All-Huntsville Region Boys basketball team.

**ALEX REESE | F | 6-9 | 225 | Pelham, Ala.**

Reese played at Pelham High School under the direction of head coach Joel Floyd. According to Scout.com, Reese was ranked No. 59 overall in the 2017 class, No. 7 nationally at the power forward position and the top-ranked player in the region. ESPN.com has Reese ranked as the No. 3 prospect in the state of Alabama. Last season, Reese earned first team all-state honors by the ASWA after he averaged 25.4 points, 10.9 rebounds and 1.0 blocks per game during his junior season. Reese, who earned a spot on the USA Basketball Junior National Team in 2015, was selected to AL.com's first team All-Birmingham list last year and was a finalist for the 6A Player of the Year following his junior season.

**COLLIN SEXTON | G | 6-2 | 182 | Pebblebrook, Ga.**

McDONALD'S ALL-AMERICAN - Is Alabama's 11th McDonald's All-American in program history. Sexton is a point guard who plays his high school ball at Pebblebrook under head coach George Washington. The five-star athlete

is a consensus top-10 player in the country and is ranked as high as No. 2 point guard prospect in the country and the No. 7 player nationally by 247Sports.com. Furthermore, Sexton ranks No. 9 in the nation according to Scout.com, while ESPN.com ranks him as the 10th-best player in the country. This past summer, Sexton starred for Team USA in the FIBA U17 Championships, leading the team to a Gold Medal at the event. As a result, he was named the FIBA Championship's Most Valuable Player while leading the team in scoring and assists. Sexton has proved to be an offensive threat, as he was the top scorer in the 2016 EYBL, averaging 30.1 points per game. Last season, Sexton navigated his team to the state semifinals, as he averaged 28.3 points, 7.4 rebounds, 2.9 assists and 2.1 steals per game. As a result, the Atlanta Journal Constitution selected him as a member of the 2016 All-State Class 6A first team, was named the Cobb County Player of the Year and was a member of the 2016 All-Cobb County first team.

**GALIN SMITH | F | 6-9 | 220 | Clinton, Miss.**

Smith is a standout performer at Clinton High School under head coach and school athletic director Clay Norton. Smith is ranked as the top big man and the No. 2 overall player in the state of Mississippi, according to 247Sports.com. The same site also ranks Smith as the No. 22 center in the nation in the 2017 class. Last season, Smith averaged 21.7 points, 11.3 rebounds, 5.1 blocks and 1.5 assists per game on his way to earning first team all-state honors as a junior. He was selected to be on the 2016 North/South Basketball Boys All-Star Team for the state of Mississippi and also earned a spot on the 2016 "Dandy Dozen," awarded to the top 12 high school players in Mississippi.

## TALE OF THE TAPE: ALABAMA VS. KENTUCKY

ALABAMA-KENTUCKY  
SERIES INFORMATION

Overall Series Record..... Kentucky leads, 108-37  
 Last five contests..... Kentucky leads, 5-0  
 Last 10 contests..... Kentucky leads, 8-2  
 Most points by Alabama..... 101, Feb. 25, 1956  
 Fewest points by Alabama..... 16, 1926  
 UA Largest Win Margin..... 25, Feb. 17, 1990  
 Most points by UK ..... 111, Feb. 26, 1973  
 Fewest points by UK..... 15, 1925  
 UK Largest Win Margin..... 42, 1949  
 At Kentucky..... 10-56  
 At Rupp Arena..... 6-24  
 At Alabama..... 23-30  
 At Coleman Coliseum ..... 17-19  
 Neutral site ..... 5-24  
 Series Streak ..... Kentucky won 6  
 First Meeting..... 1922  
 Last Meeting..... March 11, 2016

## BY THE NUMBERS

1

Alabama leads the SEC and ranks 24th in the nation in rebounding margin, outrebounding the competition by an average of 6.6 rebounds per game (40.0-33.4) entering the Auburn game.

2

According to the NCAA, the Crimson Tide ranked second in the nation in "Largest Increase for Average Attendance from Previous Year," improving 2,934 fans per game from 10,176 in 2014-15 to 13,110 in 2015-16.

5

Number of ranked teams Alabama has beaten in Avery Johnson's tenure (5-5). Last season, the Tide was one of 15 teams nationally that defeated four AP top-25 teams – the first time since 2001-02 that UA recorded at least four wins against top-25 competition.

8

Total number of sellouts in Alabama head coach Avery Johnson's two seasons, including three consecutive games this year (Mississippi State on Jan. 28, Auburn on Feb. 4 and Kentucky on Feb. 11). Alabama recorded five sellouts a year ago, which was the most games sold out in a single season at Alabama since selling out six during the 2006-07 campaign.

13

The Crimson Tide won 13 games that were decided by less than 10 points last year, with seven of those games coming down to the game's final possession. The Tide had a record of 13-8 in games decided by 10 or fewer points and 5-2 in one-possession games last season. This year, Alabama is 4-5 in such contests.

16

Alabama ranks 16th in the nation, and second in the SEC, in total rebounds per game (40.0). In addition, the Tide's 12.7 offensive rebounds per game average ranks 36th nationally.

18

Avery Johnson's 18 wins last season tied him for the most wins by a first year head coach at The University of Alabama. Wimp Sanderson won 18 games during his first year in 1980-81.

63

Number of games Alabama has won in league play over the past seven years. UA ranks third in the league, trailing only Kentucky (91) and Florida (81). UA is followed by Ole Miss (62), Arkansas (61), Georgia (60) and Vanderbilt (58).

62

Alabama's magic number this season is 62. The Tide is a perfect 12-0 this season when holding the opposition to 62 or fewer points in a game, but falls to 2-9 when giving up more than 62 points.

2016-17	Season	2016-17
14-9	Overall	19-5
7-4	Conference	9-2
6-4	Last 10	7-3
3-2	Last 5	2-3
70.3 (72.1)	PPG	90.2 (88.7)
66.0 (70.6)	OPP PPG	74.3 (76.7)
+4.2 (+1.5)	Margin	+15.9 (+12.0)
.423 (.412)	FG%	.487 (.492)
.404 (.407)	FG% DEF	.430 (.455)
.321 (.325)	3PT%	.357 (.384)
.359 (.364)	3PT% DEF	.323 (.364)
.652 (.658)	FT%	.693 (.710)
40.0 (44.4)	RPG	40.3 (38.2)
33.4 (33.8)	OPP RPG	35.5 (34.0)
+6.6 (+8.5)	Margin	+4.8 (+4.2)
11.7 (10.9)	APG	17.0 (14.9)
14.4 (15.5)	TOs PG	12.0 (12.1)
4.7 (3.8)	BPG	5.8 (4.7)
6.7 (6.3)	SPG	6.4 (5.8)

SEC stats in parentheses

## 2016-17 STATISTICAL LEADERS

ALABAMA		CATEGORY		KENTUCKY
Braxton Key	11.8	Scoring	21.9	Malik Monk
Braxton Key	6.0	Rebounding	6.9	Edrice Adebayo
Dazon Ingram	3.6	Assists	5.4	De'Aaron Fox
Dazon Ingram	1.2	Steals	1.6	De'Aaron Fox
Donta Hall	1.6	Blocks	1.7	Edrice Adebayo
Braxton Key	90	Field Goals	182	Malik Monk
Braxton Key	208	Field Goal Attempts	372	Malik Monk
Donta Hall	.655	Field Goal Percentage	.606	Edrice Adebayo
Corban Collins	32	3-Point Field Goals	77	Malik Monk
Riley Norris	96	3-Point Field Goal Attempts	185	Malik Monk
Dazon Ingram	.464	3-Point Field Goal Percentage	.416	Malik Monk
Dazon Ingram	79	Free Throws	96	Edrice Adebayo
Dazon Ingram	124	Free Throw Attempts	158	Edrice Adebayo
Ar'Mond Davis	.857	Free Throw Percentage	.825	Malik Monk

## ABOUT ALABAMA'S OPPONENT – KENTUCKY

• Saturday's game marks the 146th game played between Alabama and Kentucky – the sixth-most games played against any one opponent in UA men's basketball history. The Wildcats own a 108-37 edge in the all time series, including having won six straight games overall. The Tide owns an all-time record of 23-30 when playing Kentucky in Tuscaloosa, Ala., including a 17-19 record at Coleman Coliseum.

• Kentucky head coach John Calipari comes into Saturday's game with an all-time record of 639-189 (.781) in his 25th season at the helm of the men's basketball program. Now in his eighth season at UK, Calipari owns a record of 236-51 (.822). Calipari is one win shy of securing a 23rd consecutive 20-win season.

• The Wildcats are led on the year by freshman guard Malik Monk, who comes into Saturday's contest at Alabama leading the SEC in scoring at 21.9 ppg. He is attempting to become just the fourth freshman to lead the league in scoring and the first since LSU's Chris Jackson averaged 30.2 ppg in 1989. Monk also tops the team in threes made (77), attempted (185) and percentage (.416). Freshman guard De'Aaron Fox is second on the team in scoring at 16.0 ppg, while leading the team in assists (5.5 apg) and steals (1.6 spg).

• As a team, Kentucky's scoring average of 90.2 ranks third nationally and first among Power Five schools. The Wildcats also lead the league and rank eighth in the nation in scoring margin at +15.9. In addition, UK is eighth in the country in free throws attempted (645), 10th in blocks per game (5.8 bpg) and 16th in free throws made (447).

• Kentucky ranks as one of the youngest teams in terms of experience, according to kenpom.com. UK ranks No. 343 out of 351 in terms of experience per minute. Only Iowa, Mississippi State, Washington and Oregon State are younger among Power Five institutions.

• **Kentucky probable starters (starting five from last game):** Guards: De'Aaron Fox (16.0 ppg, 5.4 apg, 4.0 rpg), Malik Monk (21.9 ppg, 2.3 rpg, 41.6 3FG%), Isaiah Briscoe (14.0 ppg, 5.2 rpg, 4.4 apg). Forwards: Edrice Adebayo (12.8 ppg, 6.9 rpg, 1.6 bpg), Wenyen Gabriel (6.4 ppg, 6.1 rpg, 1.1 bpg).

## LAST TIME OUT: ALABAMA 90, NO. 19/16 SOUTH CAROLINA 86 (COLUMBIA, S.C.)

Official Basketball Box Score -- Game Totals -- Final Statistics  
**Alabama vs South Carolina**  
 2/7/17 6:30 p.m. ET at Columbia, S.C. (Colonial Life Arena)

**Alabama 90 • 14-9, 7-4 SEC**

#	Player	Total			3-Ptr			Rebounds			PF	TP	A	TO	Blk	Stl	Min
		FG	FGA	FT	FGA	FTA	FT	Off	Def	Tot							
21	Olaniran, Bola	f	1-1	0-0	0-0	0-0	0-0	1	0	1	1	2	0	2	0	0	8
25	Key, Braxton	f	3-6	0-2	0-3	1	5	6	5	6	2	4	0	0	0	0	26
35	Hall, Donta	f	3-6	0-0	2-2	2	5	7	4	8	0	4	4	0	0	0	39
01	Norris, Riley	g	3-9	0-2	5-5	2	12	14	3	11	4	0	0	0	0	0	46
12	Ingram, Dazon	g	2-4	0-0	3-6	1	4	5	5	7	1	6	0	1	1	0	30
03	Collins, Corban		2-8	0-3	1-2	1	3	4	4	5	0	1	0	2	2	0	33
05	Johnson Jr, Avery		9-21	5-10	0-0	0	6	6	3	23	3	3	0	2	4	4	44
10	Taylor, Jimmie		1-1	0-0	1-1	1	4	5	5	3	1	0	1	0	1	0	16
11	Hale, Shannon		0-3	0-3	6-8	1	5	6	4	6	0	2	0	0	0	0	20
22	Davis, Ar'Mond		6-12	3-7	4-6	0	2	2	2	19	0	2	0	1	1	0	38
Team								3	3	6							
Totals			30-71	8-27	22-33	13	49	62	36	90	11	24	5	6	300		

FG % 1st Half: 11-27 40.7% 2nd half: 9-24 37.5% OT: 10-20 50.0% Game: 30-71 42.3% Deadball  
 3FG % 1st Half: 3-14 21.4% 2nd half: 2-8 25.0% OT: 3-5 60.0% Game: 8-27 29.6% Rebounds  
 FT % 1st Half: 7-8 87.5% 2nd half: 5-13 38.5% OT: 10-12 83.3% Game: 22-33 66.7%

**South Carolina 86 • 19-5, 9-2 SEC**

#	Player	Total			3-Ptr			Rebounds			PF	TP	A	TO	Blk	Stl	Min
		FG	FGA	FT	FGA	FTA	FT	Off	Def	Tot							
21	KOTSAR, Maik	f	1-5	0-0	0-0	0	2	2	5	2	0	0	0	0	0	0	24
30	SILVA, Chris	f	3-7	0-0	3-4	5	3	8	5	9	1	2	2	0	2	0	22
00	THORNWELL, Sindarius	g	9-25	1-7	25-33	10	11	21	4	44	2	6	0	2	56		56
10	NOTICE, Duane	g	1-11	1-8	2-4	1	2	3	1	5	1	1	0	3	54		54
15	DOZIER, PJ	g	8-24	3-8	2-6	1	4	5	5	21	2	3	0	4	54		54
02	GRAVETT, Hassani		0-2	0-1	0-0	0	1	1	1	0	1	0	0	1	29		29
04	FELDER, Rakym		0-1	0-0	0-0	0	0	0	0	0	0	0	0	1	7		7
05	BLANTON, TeMarcus		0-2	0-2	2-2	1	2	3	0	2	0	0	0	0	12		12
12	GUEYE, Khadim		0-0	0-0	0-0	0	0	0	1	0	0	0	0	0	4		4
20	MCKIE, Justin		1-9	0-5	1-1	3	2	5	3	3	0	1	0	0	32		32
24	KEITA, Sedee		0-2	0-0	0-0	1	2	3	1	0	0	0	0	0	6		6
Team								1	0	1							
Totals			23-88	5-31	35-50	23	29	52	26	86	7	14	2	11	300		

FG % 1st Half: 3-30 10.0% 2nd half: 11-28 39.3% OT: 9-30 30.0% Game: 23-88 26.1% Deadball  
 3FG % 1st Half: 1-7 14.3% 2nd half: 2-9 22.2% OT: 2-15 13.3% Game: 5-31 16.1% Rebounds  
 FT % 1st Half: 9-12 75.0% 2nd half: 17-27 63.0% OT: 9-11 81.8% Game: 35-50 70.0%

Officials: Joe DeRosa, Michael Stephens, Don Daily  
 Technical fouls: Alabama-Hale, Shannon. South Carolina-None.  
 Attendance: 14450

Score by periods	1st	2nd	OT	OT2	OT3	OT4	Total
Alabama	32	25	6	11	8	8	90
South Carolina	16	41	6	11	8	4	86

Last FG - UA OT4-03:01, SC OT4-03:25.  
 Largest lead - UA by 17 1st-03:42, SC by 7 OT2-02:12.  
 UA led for 43:12. SC led for 08:02. Game was tied for 08:37.

Points	In	Off	2nd	Fast	Bench
UA	Paint	T/O	Chance	Break	
44	16	7	17	56	
34	18	23	5	5	

Score tied - 10 times.  
 Lead changed - 11 times.

COLUMBIA, S.C. – Sophomore Avery Johnson Jr. registered a career-high 23 points to lead the Alabama men's basketball team to an upset 90-86 victory over No. 19 South Carolina on Tuesday night at Colonial Life Arena. The win gives the Crimson Tide its first victory over a top-25 team in a true road contest since taking a 77-73 win at then-No. 4 Mississippi State on Feb. 21, 2004.

In addition, Tuesday night's thriller was just the second quadruple overtime contest that Alabama has played in program history. The only other such game came on Feb. 12, 1972, when the Tide defeated LSU, 103-99.

Junior guard Ar'Mond Davis came off the bench to score a career-best 19 points, while junior guard/forward Riley Norris collected his third career double-double and his first this season with 11 points and a season-high 14 rebounds.

After Alabama jumped out to a 32-16 lead at halftime, South Carolina rallied in the second half to even the game at 57-57 at the end of regulation.

The first overtime was a back-and-forth affair as the teams traded baskets. The score was tied at 63-63 with 16 seconds left, Alabama called a timeout to set up a potential game-winning shot. Davis got a chance at the last shot from the short corner, but it fell short resulting in a second overtime.

South Carolina got off to a fast start in the second overtime, as it scored the first seven points to take a 70-63 lead with 2:35 on the clock. However, the Tide answered with eight straight, capped by a steal and layup from Johnson to take a one-point lead at 71-70 with 42 seconds remaining. Thornwell drove the lane for a bucket to give South Carolina a 72-71 lead, before Johnson drilled another three-pointer in the corner to give the Tide a 74-72 lead with 19 seconds left to play. Thornwell arose to occasion again, as he took the ball to the rack to tie the score at 74-74 with four seconds on the clock.

The Tide began the third overtime scoring the first four points to take a 78-74 advantage. With Alabama leading 79-77, Davis stroked another shot from beyond the arc to extend the lead to 82-77, but the Gamecocks responded with five straight points to knot the score at 82-82 with 23 seconds left to play. Alabama had the ball with the clock winding down, but Collins was unable to convert resulting in a fourth overtime.

The fourth and final overtime began when South Carolina and Alabama swapped baskets through the first two minutes. Norris knocked down four consecutive free-throws, while the Tide was able to get defensive stops and earn the hard-fought victory.

Thornwell had a huge game, finishing the night with 44 points and 21 rebounds in 56 minutes of action. Thornwell went just 9-of-25 from the field but connected on an SEC single-game record 25-of-33 free throws. He was joined in double figures by PJ Dozier, who ended the night with 21 points.

The Tide bench outscored the Gamecock bench by a 56-5 margin in the 60 minute contest. Alabama won the battle of the boards for the 10th time in 11 SEC games, outrebounding South Carolina by a 61-52 margin. Alabama shot 42 percent from the field on the night, while shooting 30 percent from beyond the arc.

## WHO'S HOT?



**#22 AR'MOND DAVIS**  
 G | JR.

Last 3 games  
 10.7 ppg  
 2.7 rpg  
 20.0 mpg

.833 FT% (10-12)



**#25 BRAXTON KEY**  
 F | FR.

Last 9 games  
 15.6 ppg  
 6.7 rpg  
 2.3 apg  
 31.7 mpg

.351 3FG% (13-37)  
 Was named SEC Freshman of the Week on Jan. 30



**#12 DAZON INGRAM**  
 G | R-FR.

Last 4 games  
 13.0 ppg  
 3.5 rpg  
 3.3 apg  
 28.5 mpg

.483 FG% (14-29)  
 .600 3FG% (3-5)



**MILESTONES  
2015**

Louisiana Sports HOF

**2009**

San Antonio Spurs HOF

**2006**

NBA Coach of the Year

**2006**NBA Western Conference  
All-Star Coach**1999**NBA Champion  
(San Antonio Spurs)**1987 & 1988**2x SWAC Player of the Year  
2 NCAA Tournaments**BY THE NUMBERS  
4,474**San Antonio Spurs  
All-Time Assist Leader and  
Ranks 28th in NBA History**16**

Total Number of NBA Seasons

**12.0**Career Assist Average at South-  
ern University (1987-88) – an  
NCAA Record That Still Stands**6**San Antonio Spurs Retired  
Johnson's No. 6 Jersey  
on Dec. 22, 2007**2**One of Only Two Players  
(Calvin Murphy) Under 6-feet  
in Height to Play Over 1,000  
Games in the NBA**ON THE BENCH****JOHN PELPHREY**

Associate Head Coach



First season with staff and brings more than 20 years of assistant and head coaching experience to the Tide at the Division I level ... not only adds someone who boasts multiple years as an assistant coach in the SEC (Florida from 1996-2002 and 2011-15), but also brings nine years of head coaching experience (South Alabama from 2002-07 and Arkansas from 2007-11) ... has spent 14 of his 22 years as a coach in the SEC.

**BOB SIMON**

Associate Head Coach



Came to Alabama from Providence and brings more than 20 years of collegiate coaching experience to the Tide ... helped the Friars make back-to-back NCAA Tournament appearances in 2014 and 2015, a BIG EAST Championship in 2014 and reach the NIT Quarterfinals in 2013 ... was instrumental in helping bring in two top-25 recruiting classes to Providence.

**ANTOINE PETTWAY**

Assistant Coach



Former Crimson Tide star that was an integral part of the Tide's Elite Eight run in 2004 ... promoted to assistant coach at the end of the 2013 season ... was a former walk-on before earning a scholarship ... prior to his promotion, spent three seasons as the director of operations ... graduated in 2004.

**LOU DENEEN**

Strength and Conditioning



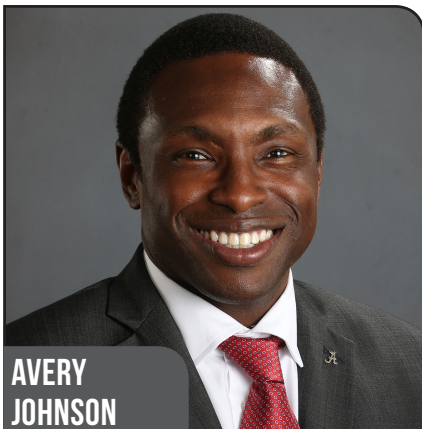
Is in his fourth season with the Crimson Tide ... boasts over 30 years of experience that he brings to the Capstone ... prior to coming to Alabama, spent six years at UAB.

**CLARKE HOLTER**

Athletic Trainer



Now in his second season as the Crimson Tide athletic trainer ... came to The Capstone after spending six years at Ole Miss ... helped the Rebels to the 2013 SEC Tournament title, as well as a pair of NCAA Tournament appearances.

**AVERY  
JOHNSON**

Head Coach

Second Season

SOUTHERN, 1988

**CAREER HISTORY AND RESULTS****UNIVERSITY OF ALABAMA, HEAD COACH, 2015-PRESENT**

Year	Record	Pct.	SEC Record	Pct.	Postseason/Honors
2015-16	18-15	.545	8-10	.444	NIT First Round
2016-17	14-9	.609	7-4	.636	
<b>Total (2)</b>	<b>32-24</b>	<b>.571</b>	<b>15-14</b>	<b>.517</b>	

**DALLAS MAVERICKS HEAD COACH, 2005-08**

Year	Record	Pct.	Western Conference Finish	Postseason/Honors
2004-05	16-2	.889	2nd in Southwest	NBA Playoffs (2nd Round) NBA Coach of the Month (April)
2005-06	60-22	.732	2nd in Southwest	NBA Finals NBA Coach of the Year Western Conference All-Star Game Coach 2x NBA Coach of the Month (November & January)
2006-07	67-15	.817	1st in Southwest	NBA Playoffs (1st Round)
2007-08	51-31	.622	4th in Southwest	NBA Playoffs (1st Round)
<b>Total (4)</b>	<b>194-70</b>	<b>.735</b>		

**BROOKLYN/NEW JERSEY HEAD COACH, 2010-12**

Year	Record	Pct.	Eastern Conference Finish	Postseason/Honors
2010-11	24-58	.293	4th in Atlantic	
2011-12	22-44	.333	5th in Atlantic	
2012-13	14-14	.500	--	
<b>Total (3)</b>	<b>60-116</b>	<b>.341</b>		
NBA Career (7)	254-186	.577		2006 NBA Coach of the Year
Overall Career (8)	286-210	.577		1999 NBA Champion (San Antonio Spurs) 3X NBA Coach of the Month 2015 Louisiana Sports Hall of Fame 2009 San Antonio Hall of Fame

San Antonio Retired Johnson's Number 6 on 12/22/07  
San Antonio Spurs all-time assist leader (4,474)

Avery Johnson, who enters his second season with the Crimson Tide, was introduced as Alabama's 20th head men's basketball coach on April 6, 2015. Johnson, who led the San Antonio Spurs to the 1999 NBA title and was named the 2006 NBA Coach of the Year, came to the Capstone after a successful coaching career in the NBA.

Johnson's first year at Alabama turned many heads in the college basketball world as it didn't take long for fans and student-athletes alike to heed his motto "Buckle Up" in reference to the excitement he expects his tenure will offer. During the 2015-16 season, his inaugural as a collegiate head coach, Johnson gave a glimpse of just that. The Crimson Tide finished with an 18-15 record and earned an at-large selection to the 2016 National Invitation Tournament – Alabama's fifth postseason trip in the last seven years.

The fan support was tremendous throughout the year. Helped by reseating the student section to create a better in-game atmosphere, Alabama averaged a school record 13,110 fans per game – a number that ranked 22nd-best in the nation. Furthermore, the Tide also sold out five home games, which was the most sellouts in a single year since the 2006-07 season.

On the court, Alabama knocked off four teams that were ranked in the Associated Press' Top 25 during the 2015-16 campaign which led the SEC. It marked the first time since 2001-02 that an Alabama team recorded four AP Top 25 victories in the regular season.

Johnson owned an NBA coaching record of 254-186 (.577) after spending four seasons with the Dallas Mavericks (2004-08) and two-plus seasons with the Brooklyn Nets (2010-13).

During his time in Dallas, Johnson led the Mavericks to the postseason in each of his three-plus seasons as head coach. He led the Mavericks to a record of 194-70 (.735) and set the record for reaching the 50-win plateau (62 games) and the 150-win plateau (191 games) the fastest.

## ALABAMA MEN'S BASKETBALL QUICK HITS

## TEAM

Alabama captured a huge road victory when it won a quadruple overtime game at No. 19/16 South Carolina, 90-86, on Tuesday night. The Tide was led by its bench, which outscored the Gamecocks' reserves, 56-5. Leading the way was sophomore guard Avery Johnson Jr., who had a career-high 23 points on 9-of-21 shooting from the field and 5-of-10 from beyond the arc. Junior guard Ar'Mond Davis also scored a career-high off the bench, accounting for 19 points on 6-of-12 from the floor and 3-of-7 from deep.

With the win last Tuesday night, the Crimson Tide captured its first victory in a true road game over a top-25 team since a 77-73 win at then-No. 4 Mississippi State on Feb. 21, 2004 in Starkville, Miss. It also marked the second quadruple overtime game in Alabama program history. The only other occurrence came on Feb. 12, 1972, when the Tide defeated LSU, 103-99.

Alabama freshman forward Braxton Key is one of 10 freshmen from around the country who currently leads his team in both scoring and rebounding. Key, who scored a career-high 26 points in the win at Georgia (1/25), is averaging 11.8 points and 6.0 rebounds per game on the season. Those numbers have increased during league play, as the Charlotte, N.C., native tops the Tide with 14.2 points and is second with 7.0 rebounds per contest. He comes into the Kentucky game having scored 17 or more points in five of his last nine games.

Alabama has established itself as one of the top rebounding teams, not only in the SEC but also in the country. Coming into the Kentucky game, the Crimson Tide is outrebounding the opposition by an average of 6.6 rebounds per game (40.0-33.4), which leads the league and ranks 24th in the nation. Those numbers have increased during conference play, as the Tide has only been outrebounded once through its 11 league contests this year (vs. Mississippi State on Jan. 28). **Alabama is outrebounding SEC foes by an average of 8.4 rebounds a game (42.4-33.8), nearly four rebounds better than the rest of the field. Alabama currently ranks atop the league in SEC games only in nearly all of the rebounding statistics (SEC rankings on page 10).**

The Tide boasts three games of 50 or more rebounds (53 vs. Stetson, 50 vs. Vanderbilt and 62 at South Carolina) this season. In fact, the Tide's 62 boards in the quadruple overtime win at No. 16 South Carolina were the most in a game since grabbing 62 rebounds vs. St. Bonaventure on Dec. 7, 2002. The last time an Alabama team had 60 or more rebounds in a game occurred when the Tide pulled down 61 boards against Troy on Nov. 8, 2007. The last time the Tide collected 50 or more rebounds in a game three times in the same season came during the 2007-08 campaign when Alabama pulled down 61 vs. Troy, 50 at Mercer (11/13/07) and 52 vs. George Washington (12/29/07).

Alabama is a perfect 12-0 on the year when holding opponents to 62 or fewer points in a game. However, the Tide falls to 2-9 when giving up more than 62 points to the opposition.

According to KenPom.com, the Tide ranks 33rd in the nation in overall experience and that is reflected in the team's cumulative statistics. Alabama's led in scoring by a pair of freshmen (Braxton Key's 11.8 ppg and Dazon Ingram's 10.1 ppg), while six of the top seven scorers on this year's team are underclassmen. **In fact, Alabama freshmen and sophomores are combining to average 34.9 of the team's 70.3 points per game (50 percent), 17.9 of the team's 40.0 rebounds per game (45 percent) and 177 of team's 269 total assists (66 percent).**

Graduate senior forward Bola Olaniyan is making his presence felt on the glass in conference play. **Olaniyan ranks 3rd in the SEC in league play with 3.2 offensive rebounds per game, while also ranking eighth in league play with 6.7 rebounds per game.** He leads the Tide with four double-figure rebounding games this season.

After not having a player reach the 20-point mark in the Tide's first 14 games, four different players have achieved the feat five times over the nine games since. Freshman Braxton Key went for 24 points in Alabama's loss to then-No. 23 Florida (1/10) and established a new career-high with 26 points in the win at Georgia (1/25), while Corban Collins (24) and Riley Norris (20) reached the mark at LSU (1/14). Most recently, Avery Johnson Jr. went for a career-high 23 points in the 4OT win at No. 19/16 South Carolina.

Through 23 games, Alabama has proven to be a deep team. The Tide boasts 11 players averaging at least 10 minutes per game (10 of which are currently active). Moreover, Alabama boasts a **balanced scoring attack as nine players average between 4.6 and 11.8 points per game.**

Alabama ranks among the league leaders in the following categories: Rebounding margin (1st, +6.6), rebounding offense (2nd, 40.0), field goal percentage defense (t-2nd, .423), scoring defense (3rd, 66.0), rebounding defense (3rd, 33.4), offensive rebounds per game (4th, 12.7), scoring margin (5th, +4.2) and steals per game (6th, 6.7).

Nationally, the Tide ranks 16th in rebounding offense, 24th in rebounding margin, 36th in offensive rebounds per game, 37th in field goal percentage defense, 48th in scoring defense and 57th in blocks per game.

## 3-POINT CHALLENGE TO RAISE MONEY FOR CANCER RESEARCH

Alabama men's basketball head coach Avery Johnson joined over 4,000 basketball coaches and staff from across the country for Coaches vs. Cancer Suits and Sneakers Awareness Week, Jan. 23-29, 2017. Fans are encouraged to join Johnson's Coaches vs. Cancer 3-Point Challenge team to help raise funds for the American Cancer Society.



With the launch of the 3-Point Challenge, fans will have the opportunity to pledge a monetary amount for every 3-pointer made now through March 5. The funds raised will help the American Cancer Society continue its mission to improving and saving lives by doing the most to help people with cancer today and working tirelessly to find cures for the disease tomorrow.

Fans can join Johnson's Coaches vs. Cancer 3-Point Challenge PLEDGE IT campaign and donate for every made 3-pointer by visiting: [pledgeit.org/cvc-alabama](http://pledgeit.org/cvc-alabama).

## QUICK FACTS

## University

Location	Tuscaloosa, Ala.
Founded	April 12, 1831
Enrollment	37,655
Conference	Southeastern
Colors	Crimson and White
President	Dr. Stuart R. Bell
Athletic Director	Bill Battle
Faculty Athletics Representative	Dr. James King
Arena	Coleman Coliseum (15,383)

## Coaching Staff

Head Coach	Avery Johnson
Alma Mater	Southern, 1988
Record at Alabama	Second season
College Career Record	32-24 (2 seasons)
NBA Career Record	254-186 (7 seasons)
Overall Career Record	286-210 (9 seasons)
Associate Head Coaches	
	Bob Simon (Eastern Michigan, 1989)
	John Pelphrey (Kentucky, 1991)

## Assistant Coach

	Antoine Pettway (Alabama, 2004)
Associate AD/Men's Basketball	Kobie Baker
Director of Operations	Colton Houston
Strength and Conditioning	Lou DeNeen
Director of Player Development	David Miller
Video Coordinator	Alex Fain
Graduate Assistant	Blake Gray
Athletic Trainer	Clarke Holter
Executive Asst. to Avery Johnson	Brenda Holt
Administrative Asst.	Mary Margaret Strickland

## Team Information

2015-16 Record	18-15
2015-16 SEC Record/Finish	8-10/10th
2015-16 H/A/N Record	10-5/5-8/3-2
Starters Returning/Lost	2/3
Letterwinners Returning/Lost	8/4
Newcomers	6*

\* includes two transfers who sat out last season

## Program History

All-Time Record	1,632-1,008-1 (.618)
SEC Record	772-592 (.565)
SEC Tournament Record	62-50 (.554)
SEC Championships	7
	(1934, 56, 74t, 75t, 76, 87, 02)
SEC Divisional Championships	3
	(2002, 05, 11)
SEC Tournament Championships	6
	(1934, 82, 87, 89, 90, 91)
NCAA Appearances	19
	(1975, 76, 82, 83, 84, 85, 86, 87!, 89, 90, 91, 92, 94, 95, 02, 03, 04, 05, 06, 12)
NCAA Record	18-19! (.468)
NIT Appearances	14
	(73, 77, 79, 80, 81, 93, 96, 99, 01, 07, 11, 13, 15, 16)
NIT Record	24-17 (.585)

! 1987 NCAA Tournament appearance and record (2-1) were vacated

## Media Relations

Basketball Contact	Aaron Jordan
Director of Basketball Communications	
Office	205-348-6084
Mobile	205-913-1979
E-mail	<a href="mailto:ajordan@ia.ua.edu">ajordan@ia.ua.edu</a>
Fax	205-348-8841
Website	<a href="http://www.rolltide.com">www.rolltide.com</a>
Mailing Address	1201 Coliseum Drive
	Room 170
	Tuscaloosa, AL 35487

## ALABAMA COMPETING IN 104TH SEASON OF BASKETBALL

- Alabama has begun its 104th season of basketball in 2016-17.
- The Tide has an all-time record of 1,632-1,008-1 (.618), which includes a 772-591 (.565) record in SEC play.
- Alabama ranks second in the SEC in league victories and all-time winning percentage.
- UA has made 33 NCAA (19) or NIT (14) appearances and has won seven SEC regular-season titles and six SEC Tournament championships.

## SCOUTING ALABAMA

- Alabama, which is 14-9 on the year and fourth in the SEC with a 7-4 league record, begins a stretch with three of its next four games at Coleman Coliseum when it hosts No. 15/12 Kentucky on Saturday afternoon. It's the first top-25 team to play in Tuscaloosa, Ala., this season and marks the third top-25 opponent this year for the Tide. Alabama is 1-1 against ranked opposition, falling at then-No. 24/24 Oregon, 65-56, in Eugene, Ore., and most recently capturing a 90-86 quadruple overtime win at South Carolina. Head coach Avery Johnson owns a career record of 5-5 when facing a top-25 opponent.
- Alabama has 11 players that average double-digit minutes (10 of which are active) and eight guys who average between 5.4 and 11.8 points per game. The Tide's top two scorers are both freshmen, while six of the top seven are underclassmen.
- True freshman Braxton Key, who was named the SEC Freshman of the Week for the week of Jan. 30, leads the Tide in scoring (11.8 ppg), rebounding (6.0 rpg), double figure scoring games (13) and minutes (28.2 mpg). Key also ranks second in assists (2.1 apg) and three-points field goal percentage (.357).
- Redshirt freshman Dazon Ingram leads the team in assists (3.6 apg), three-point field goal percentage (.464), assist-turnover ratio (1.3:1) and steals (1.2 spg), while ranking second in scoring (10.1 ppg) and double figure scoring games (11).
- Sophomore center Donta Hall tops the team in field goal percentage (.655) and blocks (1.6 bpg), while ranking second in rebounding (5.7 rpg). Junior Riley Norris ranks second in threes made (30) and is third in scoring (9.0 ppg), while graduate senior Corban Collins tops the team in threes made (32), ranks third in three-point field goal percentage (.348) and is fourth in scoring (7.8 ppg).
- As a team, Alabama is outscoring the competition by 4.3 points per game (70.3-66.0) and outrebounding opponents by 6.6 rebounds per game (40.0-33.4). The Tide is shooting .423 from the field and .321 from beyond the arc as a team. Alabama leads the SEC and ranks 26th nationally in rebounding margin. In addition, the Tide ranks second in the league and 36th in the nation in scoring defense.

## BREAKING DOWN THE STARTING LINEUPS

OPPONENT (W/L)	G	G	G/F	F	F
Coastal Carolina (W)	Ingram	Collins	Norris	Hale	Taylor
Dayton (L)	Ingram	Collins	Norris	Olaniyan	Taylor
Ball State (W)	Ingram	Collins	Norris	Olaniyan	Taylor
vs. Valparaiso (L)	Ingram	Collins	Norris	Olaniyan	Taylor
vs. Saint Louis (W)	Ingram	Collins	Norris	Key	Taylor
Charleston Southern (W)	Ingram	Collins	King	Key	Taylor
at Texas (L)	Ingram	Collins	King	Key	Taylor
at Oregon (L)	Ingram	Collins	Key	Olaniyan	Hall
USC Upstate (W)	Ingram	Collins	Key	Olaniyan	Hall
Clemson (L)	Ingram	Collins	Key	Olaniyan	Hall
vs. Arkansas State (W)	Ingram	Johnson Jr.	Key	Norris	Hall
Stetson (W)	Ingram	Johnson Jr.	Key	Norris	Hall
at Mississippi State (W)	Ingram	Johnson Jr.	Key	Norris	Hall
Vanderbilt (W)	Ingram	Johnson Jr.	Key	Norris	Hall
Florida (L)	Ingram	Johnson Jr.	Key	Norris	Hall
at LSU (W)	Ingram	Johnson Jr.	Key	Norris	Hall
Missouri (W)	Ingram	Collins	Norris	Key	Hall
at Auburn (L)	Ingram	Collins	Norris	Key	Hall
at Georgia (W)	Ingram	Norris	Key	Olaniyan	Hall
Mississippi State (W)	Ingram	Norris	Key	Olaniyan	Hall
at Arkansas (L)	Ingram	Norris	Key	Olaniyan	Hall
Auburn (L)	Ingram	Norris	Key	Olaniyan	Taylor
at South Carolina (W)	Ingram	Norris	Key	Olaniyan	Hall

**Consecutive starts:** Ingram 23, Key 19, Norris 13, Olaniyan 5, Hall 1

**Career starts at Alabama:** Taylor 93, Hale 48, Norris 44, Ingram 30

**Number of different starting lineups:** 9

**Record by lineup (bold indicates most recent lineup):**

5-1	Ingram, Johnson Jr., Key, Norris, Hall
3-1	Ingram, Norris, Key, Olaniyan, Hall
1-2	Ingram, Collins, Key, Olaniyan, Hall
1-2	Ingram, Collins, Norris, Olaniyan, Taylor
1-1	Ingram, Collins, King, Key, Taylor
1-1	Ingram, Collins, Norris, Key, Hall
1-0	Ingram, Collins, Norris, Hale, Taylor
1-0	Ingram, Collins, Norris, Key, Taylor
0-1	Ingram, Norris, Key, Olaniyan, Taylor

## 2016-17 SPECIALTY STATS

Opponent	Pts off				
	Paint	T/O	2ndCh	FastB	Bench
COASTAL CAROLINA	14	8	10	2	22
ALABAMA	22	12	4	4	17
DAYTON	30	10	9	4	12
ALABAMA	32	12	12	6	27
BALL STATE	30	6	11	0	13
ALABAMA	28	26	10	6	59
vs. Valparaíso	20	24	7	2	8
ALABAMA	34	17	7	4	26
vs. Saint Louis	22	6	7	4	15
ALABAMA	20	26	9	2	23
CHARLESTON SO.	18	8	4	2	20
ALABAMA	30	28	11	14	46
at Texas	38	15	12	7	19
ALABAMA	28	7	6	2	33
at Oregon	24	21	6	11	19
ALABAMA	42	12	21	5	19
USC UPSTATE	20	6	9	0	21
ALABAMA	48	17	16	12	32
CLEMSON	24	19	6	6	23
ALABAMA	20	12	7	4	34
vs. Arkansas State	26	10	11	4	28
ALABAMA	40	18	13	12	27
STETSON	24	10	9	2	15
ALABAMA	46	17	13	12	21
at Mississippi State	24	19	4	4	24
ALABAMA	38	11	10	6	16
VANDERBILT	18	16	8	8	12
ALABAMA	26	14	18	4	36
FLORIDA	28	27	10	4	41
ALABAMA	30	10	14	2	17
at LSU	34	8	6	4	24
ALABAMA	20	25	13	2	33
MISSOURI	16	9	3	4	27
ALABAMA	22	12	14	0	27
at Auburn	26	17	12	7	36
ALABAMA	30	15	15	6	24
at Georgia	20	18	10	2	19
ALABAMA	26	17	10	2	29
MISSISSIPPI STATE	34	12	12	2	17
ALABAMA	18	23	16	2	12
at Arkansas	32	28	10	19	40
ALABAMA	26	7	8	9	23
AUBURN	22	25	5	8	35
ALABAMA	33	21	19	7	27
at South Carolina	34	18	23	5	5
ALABAMA	44	16	7	17	56
KENTUCKY					
ALABAMA					
at Missouri					
ALABAMA					
LSU					
ALABAMA					
GEORGIA					
ALABAMA					
at Texas A&M					
ALABAMA					
OLE MISS					
ALABAMA					
at Tennessee					
ALABAMA					
OPPONENT Totals	578	340	204	111	495
Average/Game	25.1	14.8	8.9	4.8	21.5
ALABAMA Totals	703	375	268	140	664
Average/Game	30.6	16.3	11.7	6.1	28.9



- Alabama owns a record of 8-3 when playing at Coleman Coliseum this year (8-4 in all home games, which includes the game vs. Clemson in Birmingham's Legacy Arena) and is 3-2 in SEC play.

#### ALABAMA-KENTUCKY - SERIES NOTES

- Saturday's game will mark the 146th meeting in series history between the two schools, and the only time this season the teams will square off on the hardwood. The Wildcats swept the regular season series a year ago, winning 77-61 in Tuscaloosa back on Jan. 9 and 78-53 in Lexington on Feb. 16. The two teams matched up for a third time in the 2016 SEC Tournament quarterfinals, with the Wildcats taking an 85-59 decision on their way to winning the tournament title.
- The 145 games played against one another stands as UA's sixth-most common opponent in program lore. Kentucky owns a 108-37 edge in the all-time series.
- When playing Kentucky in Tuscaloosa, Alabama owns an all-time record of 23-30, including a 17-19 mark in games played at Coleman Coliseum. The Crimson Tide has lost three consecutive games to the Wildcats in Coleman Coliseum.
- The Tide has dropped 13 of the last 15 games played against the Wildcats. The last UA victory over UK came on a 59-55 win on Jan. 22, 2013 in Coleman Coliseum.
- The series began in 1923.

#### ALABAMA-SOUTH CAROLINA: AN INSIDE LOOK AT THE NUMBERS

- What Won The Game For Alabama:** The Alabama bench came up huge on Tuesday night. Led by Avery Johnson Jr. (23 points) and Ar'Mond Davis (19 points), the Tide's reserves outscored its counterparts, 56-5, in the victory. The Alabama back-ups played a big key in the four overtimes as well, especially when leading scorers Braxton Key and Dazon Ingram fouled out before the end of regulation. Over the four overtime periods, the Tide's reserves outscored the Gamecocks' bench by a total of 22-3.
- The Difference Maker:** Avery Johnson Jr. The sophomore point guard erupted for a 23 points on 9-of-21 shooting from the field and 5-of-10 from beyond the arc – all career-high numbers. In the previous five games combined, Johnson accounted for a total of 22 points while combining to shoot 8-of-33 from the field and 4-of-15 from beyond the arc.
- The Wow Stat:** The contest had just one lead change and one tie over the 40 minutes of regulation. However, in the four overtimes, the game featured 10 lead changes and nine ties.
- Coach Avery Johnson Quote:** "This was an SEC classic game – a game we will probably be watching 10 years from now. This was an outstanding game. I'm glad we were able to overcome a lot of adversity and bounce back to get the win. I'm proud of our guys; I can't say that enough. They never quit on us as a staff and never quit on each other."

#### HARD HAT REPORT

DUNK CHART			CHARGES TAKEN			AND-1'S (converted/attempted)		
PLAYER	DUNKS	CAREER DUNKS	PLAYER	CHARGES	CAREER CHARGES	PLAYER	AND-1'S	CAREER AND-1'S
Hall	30	48	Key	10	10	Ingram	5/5	5/6
Key	15	15	Norris	4	10	Norris	4/5	9/12
Taylor	14	74	Ingram	4	7	Taylor	4/4	8/22
Ingram	8	11	Collins	3	3	Collins	3/4	3/4
Hale	3	18	Johnson Jr.	2	2	Davis	3/3	3/3
Davis	2	2	Hale	1	5	Key	3/5	3/5
Austin		3	Davis	1	1	Olaniyan	3/3	3/3
Norris	1	5	Hall	1	1	Hall	1/2	3/5
			Taylor		2	Hale	1/1	13/18
						Johnson Jr.	0/1	0/1
						Austin		1/2

#### ALABAMA LAST THREE GAMES CUME STATS

		RECORD:		OVERALL				HOME		AWAY				NEUTRAL								
		ALL GAMES		1-2				0-1		1-1				0-0								
		CONFERENCE		1-2				0-1		1-1				0-0								
		NON-CONFERENCE		0-0				0-0		0-0				0-0								
		Total				3-Point		F-Throw		Rebounds												
#	Player	gp-gs	min	avg	fg-fga	fg%	3fg-fga	3fg%	ft-fa	ft%	off	def	tot	avg	pf	dq	a	to	blk	stl	pts	avg
12	Ingram, Dazon	3-3	81	27.0	13-20	.650	2-2	1.000	9-16	.563	3	10	13	4.3	12	1	6	14	0	6	37	12.3
25	Key, Braxton	3-3	94	31.3	9-26	.346	3-11	.273	14-22	.636	5	12	17	5.7	13	1	8	11	2	2	35	11.7
22	Davis, Ar'Mond	3-0	60	20.0	9-22	.409	4-13	.308	10-12	.833	0	8	8	2.7	3	0	0	3	2	1	32	10.7
05	Johnson Jr, Avery	3-0	78	26.0	12-35	.343	7-15	.467	0-0	.000	1	7	8	2.7	5	0	4	5	0	2	31	10.3
01	Norris, Riley	3-3	101	33.7	10-29	.345	3-16	.188	5-5	1.000	4	15	19	6.3	9	0	4	4	0	5	28	9.3
03	Collins, Corban	3-0	87	29.0	9-25	.360	3-16	.188	3-5	.600	3	8	11	3.7	8	0	6	4	0	3	24	8.0
11	Hale, Shannon	1-0	20	20.0	0-3	.000	0-3	.000	6-8	.750	1	5	6	6.0	4	0	0	2	0	0	6	6.0
35	Hall, Donta	3-2	86	28.7	7-13	.538	0-0	.000	2-3	.667	7	13	20	6.7	7	0	2	5	5	0	16	5.3
10	Taylor, Jimmie	3-1	48	16.0	6-8	.750	0-0	.000	3-6	.500	4	7	11	3.7	11	1	2	2	1	0	15	5.0
21	Olaniyan, Bola	3-3	42	14.0	4-7	.571	0-0	.000	1-1	1.000	8	10	18	6.0	6	0	0	6	0	0	9	3.0
02	Schaffer, Lawson	1-0	3	3.0	0-1	.000	0-1	.000	2-2	1.000	0	1	1	1.0	0	0	2	0	0	0	2	2.0
Team											9	4	13				1					
Total.....		3	700		79-189	.418	22-77	.286	55-80	.688	45	100	145	48.3	78	3	34	57	10	19	235	78.3
Opponents.....		3	700		79-200	.395	31-81	.383	66-101	.653	41	71	112	37.3	70	4	37	39	9	30	255	85.0

#### 2016-17 RECORD WHEN

At home .....	8-4
On the road .....	4-4
At neutral sites .....	2-1
In SEC games .....	7-4
SEC home games .....	3-2
SEC road games .....	4-2
In non-conference games .....	7-5
In overtime .....	0-0

#### In games decided by ...

5 points or less .....	3-2
6-10 points .....	2-3
11 points or more .....	9-4

Leading at the half .....	10-2
Trailing at the half .....	3-6
Tied at the half .....	1-1

Shooting 40% or better .....	11-6
Shooting less than 40% .....	3-3
Opp. better than 40%.....	5-9
Opp. 40% or less .....	9-0
Shooting same or better than opp. ....	10-0
Shooting worse than opp. ....	4-9

Outrebounding opp. ....	10-7
Opp. outrebounds UA .....	3-1
Rebounds are tied .....	1-1

70% or better on FT .....	3-2
less than 70% on FT .....	11-7
More FT att. than opp. ....	13-1
Less FT att. than opp. ....	1-6
Same FT att. as opp. ....	0-2

40% or better on 3PT .....	2-0
Less than 40% on 3PT .....	12-9

More turnovers than opp. ....	4-6
Less turnovers than opp. ....	10-1
Same turnovers as opp. ....	0-2

Scoring 80 or more points .....	4-0
Scoring 70-79 points .....	5-2
Scoring 60-69 points .....	5-5
Scoring 50-59 points .....	1-2
Scoring less than 50 points .....	0-0

Allowing 80 or more points .....	1-4
Allowing 70-79 points .....	0-2
Allowing 60-69 points .....	5-3
Allowing 50-59 points .....	7-0
Allowing less than 50 points .....	1-0

On Sunday .....	0-2
On Monday .....	0-1
On Tuesday .....	3-2
On Wednesday .....	4-1
On Thursday .....	2-0
On Friday .....	2-1
On Saturday .....	3-2

In November .....	4-2
In December .....	3-3
In January .....	6-2
In February .....	1-2
In March .....	0-0

## NOTES FROM THE QUADRUPLE OVERTIME THRILLER

- Alabama and South Carolina played an epic quadruple overtime contest, that many feel was the game of the year – not only in the SEC but in all of college basketball this season.
- The Crimson Tide escaped Columbia, S.C., with a 90-86 victory in its first overtime game of the season. Below are some other notes surrounding that contest:
  - It was the first four overtime game in Division I college basketball. The last time it happened in college basketball came when UConn defeated Cincinnati, 104-97, in the American Athletic Conference quarterfinal match-up on March 11, 2016.
  - It was just the second quadruple overtime game in Alabama program history. The only game in which it took four extra periods to decide the outcome came on Feb. 12, 1972 vs. LSU. The Tide, which defeated the Tigers 103-99 in that contest, improves to 2-0 in such games.
  - With the victory, Alabama captured its first true road win over a top-25 team since taking a 77-73 victory over then-No. 4 Mississippi State on Feb. 21, 2004 in Starkville, Miss.
  - The contest featured 10 ties and 11 lead changes throughout. All but one lead change occurred at the end of regulation and in the four overtimes.
  - Avery Johnson Jr. led Alabama with a career-high 23 points in the winning effort. Over the previous five contests, he had a combined 22 points.
  - South Carolina's Sindarius Thornwell finished with 44 points and 21 boards on the night. He was only the third collegiate Division I player to record a 40/20 game in the last 20 years (Oklahoma's Blake Griffin and Cleveland State's Norris Cole).

## THE TIDE AGAINST THE TOP 25

- Alabama will play its third top-25 team this season when it takes on the No. 15/12 Kentucky Wildcats on Saturday afternoon in Tuscaloosa, Ala. The Tide is 1-1 on the year against ranked opponents. The Tide lost to then-No. 24/24 Oregon, 65-56, back on Dec. 11, in Eugene, Ore., before upending No. 19/16 South Carolina in four overtimes, 90-86, on Feb. 7 in Columbia, S.C. Saturday's game marks the first time this season a top-25 team has played in Coleman Coliseum.
- Under head coach Avery Johnson, Alabama owns a record of 5-5 when playing top-25 teams. The four wins over nationally-ranked teams a year ago were the most wins over ranked opponents in a single season since the 2001-02 campaign.

## MOST COMMON OPPONENTS

Below is a look at Alabama's most familiar foes in school history:

Opponents	Games	Record
1. Mississippi State	196	122-74
2. LSU	176	105-71
2. Ole Miss	176	119-57
4. Auburn	155	93-62
5. Tennessee	145	78-67
6. Kentucky	145	37-108
7. Georgia	144	94-50
8. Florida	141	74-67
9. Vanderbilt	137	69-68
10. Tulane	84	52-32

## 2016-17 SEC STANDINGS (AS OF 2/8)

	SEC	Overall
Florida	9-2	19-5
Kentucky	9-2	19-5
South Carolina	9-2	19-5
<b>Alabama</b>	<b>7-4</b>	<b>14-9</b>
Arkansas	6-5	17-7
Tennessee	6-5	14-10
Auburn	5-6	16-8
Ole Miss	5-6	14-10
Mississippi State	5-6	14-9
Texas A&M	5-6	13-10
Vanderbilt	5-6	12-12
Georgia	4-7	13-11
LSU	1-10	9-14
Missouri	1-10	6-17

## LAST MEETING: KENTUCKY 85, ALABAMA 59 - MARCH 11, 2016 (NASHVILLE, TENN. — SEC TOURNAMENT)

NASHVILLE, Tenn. – The Alabama men's basketball team fell to then-No. 16 Kentucky, 85-59, in the quarterfinals of the SEC Tournament. With the loss, the Crimson Tide dropped all three games to the Wildcats on the season.

Senior guard Arthur Edwards finished the night 7-of-12 from the field and 6-of-10 from beyond the arc, as he led the Tide with a career-high 20 points. Senior guard Retin Obasohan finished with 18 points – 17 coming in the second half alone. Sophomore forward Riley Norris led the team in rebounding for the 11th time this year, pulling down seven rebounds.

Alabama connected on just 9-of-26 (34.6 percent) from deep against Kentucky. Meanwhile, UK had the hot shooting hand from beyond the arc, hitting 13-of-22 (59.1 percent) of its threes. Alabama entered the contest second in the SEC in three-point field goal percentage.



Kentucky used two big, second-half runs to take control of the game. The Wildcats used an early 9-0 run to extend their halftime lead, taking a 55-37 lead with 13:43 to play. Alabama managed to cut the lead to 11 points, trailing 60-49 with 10 minutes on the clock, but would never get any closer. A 14-2 run gave Kentucky an 83-57 lead with just 2:14 on the clock. Seven of Kentucky's 13 three-pointers came in the second half.

Alabama took its only lead of the game in the first half on the back of a 7-0 run over 1:38 to take a 12-10 lead at the 12:15 mark. Kentucky immediately answered with an 11-0 run of its own to take a 24-15 lead with 5:40 left in the first half. Edwards had 14 points in the first half, but the Tide struggled, shooting just 38 percent from the field. The Wildcats took a 37-27 lead into the locker room.

## UA IN SEC/NCAA STATS (AS OF 2/8)

Team	Overall	Rank	NCAA	SEC	Rank
Scoring Offense	70.3	13th		72.1	11th
Scoring Defense	66.0	3rd	48th	70.6	3rd
Scoring Margin	+4.2	5th		+1.5	6th
Free Throw %	.652	13th		.658	12th
FG %	.423	11th		.412	t11th
FG % Defense	.404	t2nd	37th	.407	3rd
3-PT FG %	.321	13th		.325	12th
3-PT FG % Def.	.359	11th		.364	9th
3-PT FG Made	7.0	8th		7.0	t8th
Rebound Offense	40.0	2nd	16th	42.4	1st
Rebound Defense	33.4	3rd		33.8	2nd
Rebound Margin	+6.6	1st	24th	+8.5	1st
Off. Reb/Game	12.7	4th	36th	14.1	1st
Assists	11.7	14th		10.9	14th
Steals	6.7	6th		6.3	6th
Blocks	4.7	8th	57th	3.8	t6th
Turnover Margin	+0.3	9th		-1.5	10th
Assist/Turnover	0.8	14th		0.7	14th

Individual Scoring	Overall	Rank	NCAA	SEC	Rank
Braxton Key				14.2	14th
<b>Rebounding</b>					
Braxton Key	6.0	16th		7.0	7th
Bola Olaniyan				6.7	8th
Donta Hall	5.7	20th			
<b>Assists</b>					
Dazon Ingram	3.7	t10th			
<b>Defensive Rebounds</b>					
Braxton Key				4.8	t7th
<b>Offensive Rebounds</b>					
Bola Olaniyan	2.4	10th		3.2	3rd
<b>Blocked Shots</b>					
Donta Hall	1.6	t7th	85th	1.4	t10th
Jimmie Taylor	1.5		97th		
<b>Minutemen</b>					
Braxton Key				31.5	14th
Riley Norris				30.7	17th

Official Basketball Box Score - Game Totals - Final Statistics

Alabama vs South Carolina

1/30/16 6 p.m. ET at Columbia, S.C. (Colonial Life Arena)

Alabama 64 • 11-9, 2-6 SEC

#	Player	FG	FGA	FT	FTA	Rebounds	PF	TP	A	T	Blk	Stl	Min
1	Taylor, Jimmie	0-1	0-0	0-0	0-0	1	3	4	5	0	0	0	14
11	Hale, Shannon	5-17	2-9	4-4	0-2	2	3	16	1	1	1	0	23
1	Norris, Riley	4-12	3-7	0-0	1-5	6	2	11	1	3	0	0	37
32	Edwards, Arthur	2-8	0-4	3-4	2-3	5	4	7	1	3	0	1	35
32	Obasohan, Retin	6-10	1-2	10-13	2-4	6	5	23	4	4	1	3	29
02	Schaffer, Lawson	0-0	0-0	0-0	0-0	0	0	0	0	0	0	0	1
01	Kessens, Michael	1-4	0-0	1-2	2-4	6	5	3	0	0	2	1	21
05	Coleman, Justin	0-5	0-2	0-0	0-1	1	0	0	4	1	0	0	20
23	Austin, Brandon	0-0	0-0	0-0	0-0	1	1	1	0	2	1	0	7
24	Clark, Christian	0-0	0-0	0-0	0-0	0	0	0	0	1	0	0	1
35	Hall, Donta	2-3	0-0	0-2	2-4	6	5	4	1	0	1	0	12
	Team					4	0	4					
	Totals	20-60	6-24	18-25	14-27	41	30	64	12	16	7	5	200

FG % 1st Half: 7-28 25.0% 2nd Half: 13-32 40.6% Game: 20-60 33.3%

3FG % 1st Half: 1-13 7.7% 2nd Half: 3-11 27.3% Game: 4-24 16.7%

FT % 1st Half: 9-12 75.0% 2nd Half: 9-19 47.4% Game: 18-25 72.0%

Deadball Rebounds 2

South Carolina 78 • 19-2, 6-2 SEC

#	Player	FG	FGA	FT	FTA	Rebounds	PF	TP	A	T	Blk	Stl	Min
4	CARRERA, Michael	3-12	2-5	12-14	5-6	11	3	20	3	3	1	2	31
25	KACINAS, Mindaugas	3-9	1-5	1-3	1	5	6	1	8	3	0	0	1
30	SILVA, Chris	4-4	0-0	4-6	3	3	6	4	12	1	1	3	21
06	THORNWELL, Sindarius	4-9	2-3	4-4	4	3	7	14	0	4	1	0	37
01	DOZIER, PJ	3-9	0-2	1-3	2	3	5	4	7	2	1	0	17
05	STROMAN, Marcus	0-4	0-0	1-2	1	5	6	1	1	0	1	0	2
02	DOBY, Raymond	0-2	0-0	0-0	0	0	0	1	0	0	0	1	3
10	NOTICE, Duane	2-6	1-3	2-5	1	2	3	1	7	0	0	0	1
14	CHATKEVICIUS, L.	3-5	0-1	2-4	2	2	4	0	8	1	0	0	11
23	COBB, Eric	0-0	0-0	1-4	1	0	1	1	1	0	0	0	1
	Team					0	1	1					
	Totals	22-60	6-19	28-46	20	30	50	19	78	10	11	5	9

FG % 1st Half: 11-29 37.9% 2nd Half: 11-31 35.5% Game: 22-60 36.7%

3FG % 1st Half: 4-10 40.0% 2nd Half: 2-9 22.2% Game: 6-19 31.6%

FT % 1st Half: 9-19 47.4% 2nd Half: 19-27 70.4% Game: 28-46 60.9%

Deadball Rebounds 9.1

Officials: Terry Moore, Garrick Shannon, Vladimir Voyard-Tadal

Technical fouls: Alabama-Obasohan, Retin. South Carolina-None.

Attendance: 18000

Score by periods	1st	2nd	3rd	4th	Total
Alabama	25	38	64		
South Carolina	35	43	78		

Last FG - UA by 2nd-Q1:35, SC 2nd-Q1:41.

Largest lead - UA by 1st:08:32, SC by 1st:09:36.

UA led for 00:19, SC led for 37:41. Game was tied for 02:00.

Score tied - 2 times.

Lead changed - 2 times.

- Alabama was one of just 15 teams from across the nation last year who boasted at least four victories during the regular season against teams ranked in the Associated Press' top 25.
- The last time Alabama defeated a ranked opponent in a true road game came on Feb. 21, 2004, when the Tide upended then-No. 4 Mississippi State, 77-73, in Starkville, Miss.
- The Tide's last win over a top-25 team came when it captured a 63-62 victory over then-No. 15 Texas A&M in Tuscaloosa, Ala., on Feb. 15, 2016.

#### REBOUNDING FROM WORST TO FIRST

- Alabama has gone from the one of the worst rebounding teams in the nation one of the tops in the league entering the Kentucky contest. The Tide has outrebounded its opponents in 19 of its 23 games this year, including 10 of its 11 SEC foes.
- Last season, the Tide ended the year ranked 13th in the SEC and 293rd in the nation in rebound margin at -3.6 (34.6-38.2). However, through 22 games this season, Alabama leads the conference and ranks 26th in the nation in rebounding margin at +6.4 (39.0-32.6).
- Those numbers have gotten even better against SEC competition. In 11 league games, Alabama leads the conference in nearly every rebounding category, including rebounding average (42.4), offensive rebounds (14.1) and rebounding margin (+8.5), while ranking second in rebounds allowed (33.8) and defensive rebounds per game (28.3).
- The Tide boasts three games of 50 or more rebounds (53 vs. Stetson, 50 vs. Vanderbilt and 62 at South Carolina) this season. Furthermore, the Tide's 62 boards in the quadruple overtime win at No. 16 South Carolina were the most in a game in nearly 15 years. The last time an Alabama team had 62 or more rebounds in a game occurred when the Tide pulled down 62 boards against St. Bonaventure on Dec. 7, 2002. The last time the Tide collected 50 or more rebounds in a game three times in the same season came during the 2007-08 campaign when Alabama pulled down 61 vs. Troy, 50 at Mercer (11/13/07) and 52 vs. George Washington (12/29/07).

#### TIDE UNDERCLASSMEN LEAD THE WAY

- According to KenPom.com, the Tide ranks 233rd in the nation in overall experience and that is reflected in the team's cumulative statistics. Alabama's led in scoring by a pair of freshmen (Braxton Key's 11.9 ppg and Dazon Ingram's 10.1 ppg), while six of the top seven scorers on this year's team are underclassmen.
- Alabama freshmen and sophomores are combining to average 34.9 of the team's 70.3 points per game (50 percent), 17.9 of the 40.0 rebounds per game (45 percent) and 177 of 269 total assists (66 percent).
- Below is a percentage of scoring, rebounding, assists, steals and blocks broken down by class:

	SCORING	REBOUNDING	ASSISTS	STEALS	BLOCKS
Freshmen	32.1%	27.2%	49.2%	28.2%	21.6%
Sophomores	19.7%	20.5%	18.2%	18.1%	32.3%
Juniors	25.9%	20.5%	8.5%	22.8%	5.8%
Seniors	29.9%	32.8%	23.6%	29.5%	39.2%

#### PLAYING A KEY ROLE

- Alabama true freshman Braxton Key was named the SEC Freshman of the Week on Jan. 30 after his performances in leading the Tide to a pair of victories. In earning the honor, he became the first Crimson Tide player to receive the league's freshman of the week award since Shannon Hale earned the accolade on March 3, 2014.
- Key averaged 22.5 points and 9.0 rebounds, while shooting 45.8 percent (11-of-24) from the floor, 50.0 percent (4-of-8) from three and 70.8 percent (19-of-27) from the charity stripe, while leading the Crimson Tide to wins at Georgia (1/25) and vs. Mississippi State (1/28).
- Key currently tops the squad with 11.8 points and 6.0 rebounds per game. In doing so, the Charlotte, N.C., native is one of just 10 Division I freshmen from across the country to lead their team in both categories.
- Key is joined on the list alongside Arizona's Lauri Markkanen, Auburn's Mustapha Heron, Charleston Southern's Christian Keeling, Delaware's Ryan Daly, Michigan State's Miles Bridges, Pennsylvania's AJ Brodeur, Presbyterian's JoVantae Miler, UCLA's T.J. Leaf and Yale's Miye Oni.
- Key has been even better during SEC play. He comes into Saturday's game against Kentucky averaging 14.2 points and 7.0 rebounds per game while shooting 39.3 percent from the field and 36.6 percent from beyond the arc. He is ninth in SEC games in scoring and seventh in rebounds per game.
- Over his last nine games, Key is averaging 15.6 points and 6.7 rebounds per contest and has five games in which he has scored 17 or more points.

#### HOME SWEET HOME

- Dating back to the 2009-10 season, Alabama owns a record of 104-29 (.782) on the Coleman Coliseum floor, including an 8-3 mark this season. The Tide was 10-5 during the 2015-16 season, followed by 14-5 record during the 2014-15 campaign and a 13-4 record in 2013-14.
- Since the start of the 2010-11 campaign, the Tide has won 93 of the last 116 games played under the arched roof of Coleman Coliseum (93-23; .802).
- Overall, Alabama owns a record of 563-131 (.811) in the facility's 48th season of use.

### LET'S GO STREAKING

Below is a look at streaks that both the team and players have during the 2016-17 season (some streaks date back to past seasons).

#### TEAM STREAKS

Overall	Won 1
Home Overall	Lost 1
Home SEC	Lost 1
Home Non-Conference (Coleman)	Won 3
Away	Won 1
Road SEC	Won 1
Neutral	Won 2

#### INDIVIDUAL STREAKS

##### Consecutive double-figure scoring games

Ar'Mond Davis	1
Avery Johnson Jr.	1
Riley Norris	1

##### Consecutive free throws made

Riley Norris	8
Avery Johnson Jr.	4
Lawson Schaffer	4
Bola Olaniyan	3
Ar'Mond Davis	2
Donta Hall	2
Corban Collins	1
Dazon Ingram	1

##### Consecutive games with at least one three

Avery Johnson Jr.	3
Ar'Mond Davis	2

##### Total Double-Doubles

Dazon Ingram	2
Riley Norris	1

##### Total 30-minute games

Braxton Key	9
Riley Norris	8
Dazon Ingram	7
Avery Johnson Jr.	3
Corban Collins	3
Ar'Mond Davis	1
Donta Hall	1
Jimmie Taylor	1

##### Consecutive games played

Jimmie Taylor	122
Riley Norris	90
Donta Hall	56
Dazon Ingram	23
Avery Johnson Jr.	23
Braxton Key	23
Bola Olaniyan	18
Corban Collins	11
Ar'Mond Davis	3
Shannon Hale	1

##### Consecutive games started

Dazon Ingram	23
Braxton Key	19
Riley Norris	13
Bola Olaniyan	5
Donta Hall	1



- Since 2009, Alabama owns a home record of 46-19 (.708) against SEC competition. Since 2011, the Tide boasts a 41-15 (.732) mark at home against the conference.

### FALLING IN THE FINAL MINUTES

- In six of Alabama's nine losses on the season, the Tide had an opportunity to pull the game out down the stretch. The only games that resulted in a loss and were not decided in the final minutes was a 67-54 loss to Clemson on Dec. 18 and an 87-68 defeat at Arkansas on Feb. 1.
- In each of six other defeats, Alabama's opponent made a crucial late second half run that proved to be the difference of the game.
- Below is a breakdown of each game and the run that resulted in the final score.

Opponent	Score Before Run (time left)	Opponent Run	Score after run (time left)	Final
Dayton	64-63 (2:28)	11-5 over next 2:16	69-74 (00:12)	L, 72-77
vs. Valparaiso	47-48 (9:09)	13-4 over next 6:18	51-61 (2:51)	L, 60-68
at Texas	63-62 (3:59)	15-5 over next 3:55	68-77 (00:04)	L, 68-77
at Oregon	56-56 (3:13)	9-0 over next 2:56	65-56 (00:17)	L, 56-65
Florida	59-56 (7:33)	19-6 over next 6:04	65-75 (1:29)	L, 67-80
at Auburn	52-51 (9:38)	24-7 over next 6:47	75-59 (2:39)	L, 64-84

### TIDE'S TRENDS

- There are a few noticeable trends when it comes to the 2016-17 Alabama men's basketball team.
- One of the biggest trends to keep in eye during a game is the amount of points the Tide's defense allows. Alabama is a perfect 12-0 when holding the opposition to 62 or fewer points in a game. However, Alabama is 2-9 when giving up more than 62 points to an opponent.
- Below is a breakdown of a few other key factors to look into during a game. Alabama is:
  - 12-0 when holding the opposition to 62 or fewer points in a game
  - 2-9 when allowing opponents to score more than 62 points in a game
  - 9-0 when holding opponents to 40 percent or less shooting
  - 10-0 when shooting the same or better than the opposition
  - 13-1 when attempting more free throws than an opponent
  - 1-8 when attempting the same or less free throws than an opponent
  - 10-1 when committing less turnovers than an opponent
  - 9-1 when scoring more than 70 points in a game

### UPCOMING MILESTONES

Below is a list of the career milestones that Alabama players are approaching this season:

#### CAREER POINTS

46.	1,080 - Jimmy Hollon	1970-72
47.	1,060 - Chuck Davis	2003-07
48.	1,056 - Mark Gottfried	1983-87
49.	1,032 - Senario Hillman	2007-10
--	<b>892 - Shannon Hale</b>	<b>2014-pres.</b>

#### CAREER BLOCKS

4.	221 - Jermareo Davidson	2004-07
5.	212 - JaMychal Green	2009-12
6.	<b>192 - Jimmie Taylor</b>	<b>2014-pres.</b>
7.	188 - Derrick McKey	1985-87
8.	187 - Bobby Lee Hurt	1982-85

### TRACKING THE TIDE

#### LEADING SCORER

Key	7
Collins	5
Johnson Jr.	4
Ingram	3
Norris	3
Hall	2
Davis	1
Hale	1
Key	1
Taylor	1

#### LEADING REBOUNDER

Hall	8
Olaniyan	5
Ingram	3
Key	3
Taylor	3
Norris	2
Johnson Jr.	1

#### LEADER IN ASSISTS

Ingram	13
Johnson Jr.	6
Key	6

Collins	2
Norris	2
Hall	1
Olaniyan	1

#### CHARGES DRAWN

Alabama	26
Opponents	18

Key	10
Ingram	4
Norris	4
Collins	3
Johnson Jr.	2
Davis	1
Hale	1
Hall	1

#### DUNKS

Alabama	73
Opponents	31
Hall	30
Key	15
Taylor	14

Ingram	7
Hale	3
Davis	2
Norris	1

#### 20-POINT SCORING GAMES

Key	2
Collins	1
Johnson Jr.	1
Norris	1

#### THREE-POINT PLAYS

Alabama	26/33
---------	-------

Ingram	5/5
Norris	4/5
Taylor	4/4
Collins	3/4
Key	3/5
Davis	3/3
Olaniyan	3/3
Hall	1/2
Hale	1/1
Johnson Jr.	0/1

#### FOUR-POINT PLAYS

Alabama	1/1
Davis	1

#### 5-SECOND VIOLATIONS

Alabama	1
Opponents	

#### SHOT CLOCK VIOLATIONS

Alabama	12
Opponents	13

#### 10-SECOND VIOLATIONS

Alabama	
Opponents	

#### TECHNICAL FOULS

Alabama	1
Opponents	5

#### JUMP BALLS CONTROLLED

Alabama	13/27
Hall	10/17
Taylor	3/10

#### FIRST TO SCORE

Alabama	13
Opponents	10

#### FIRST TO SCORE FOR UA

Ingram	5
Key	5
Norris	5
Hall	3
Taylor	3
Collins	1
Key	1

#### HOW UA SCORED FIRST PTS

Jumper	8
Layup	7
3-Pointer	4
Free throw	2
Tip-In	1
Dunk	1

### 2016-17 TOP PERFORMANCES

#### CATEGORY

	ALABAMA	OPPONENTS
Points	26, Braxton Key at Georgia, 1/25/17	44, Sindarius Thornwell, South Carolina, 2/7/17
Field Goals Made	9, Avery Johnson Jr. at South Carolina, 2/7/17	9, Sindarius Thornwell, South Carolina, 2/7/17
Field Goal Attempts	21, Avery Johnson Jr. at South Carolina, 2/7/17	25, Sindarius Thornwell, South Carolina, 2/7/17
3-Pointers Made	7, Corban Collins at LSU, 1/14/17	5, 2x, last by Dusty Hannahs, Arkansas, 2/1/17
3-Pointers Attempted	11, Corban Collins at LSU, 1/14/17	9, 3x, last by Malik Moore and Mike Cunningham, USC Upstate, 12/15/16
Rebounds	13, Bola Olaniyan vs. Stetson, 12/29/16	13, Luke Kornet, Vanderbilt, 1/7/17
Assists	7, 2x, last by Dazon Ingram at LSU, 1/14/17	7, Terrence Phillips, Missouri, 1/18/17
Steals	5, Dazon Ingram vs. Auburn, 2/4/17	5, Kasey Hill, Florida, 1/10/17
Blocks	4, 2x, last by Donta Hall vs. Arkansas State, 12/21/16	4, 3x, last by P.J. Dozer, South Carolina, 2/7/17

## THE LAST TIME

## TEAM

**Scored 100 points or more:**

Nov. 21, 2015 - UA 105, Louisiana 93

**Scored 110 points or more:**

Dec. 1, 2004 - UA 114, ETSU 77

**Scored less than 50 points:**

Nov. 17, 2015 - Dayton 80, UA 48

**Allowed 100 points:**

Dec. 4, 2004 - UA 102, Charlotte 101

**Held opponent to 40 points or less:**

Jan. 10, 2015 - UA 56, Tennessee 38

**Held opponent to 15 pts or less in half:**

Nov. 29, 2016 - 15 points allowed vs. Charleston Southern (1st half)

**Scored 50 points in a half:**

Jan. 14, 2017 - 53 points in second half at LSU

**Won an overtime game:**

Feb. 7, 2017 - UA 90, South Carolina 86

**Lost an overtime game:**

Feb. 21, 2015 - Georgia 66, UA 65

**Played a double-overtime game:**

Feb. 7, 2017 - UA 90, South Carolina 86

**Played a triple-overtime game:**

Feb. 7, 2017 - UA 90, South Carolina 86

**Played a quadruple-overtime game:**

Feb. 7, 2017 - UA 90, South Carolina 86

**Shot 60% or better in a half:**

March 17, 2015 - 63.0% in 1st half vs. Illinois

**Failed to hit a three-pointer in a game:**

Dec. 4, 2010 vs. Purdue (219 games)

**Had at least 15 steals in a game:**

Feb. 20, 2013 vs. Mississippi State (18)

**Forced 25 turnovers in a game:**

Nov. 11, 2012 vs. West Alabama (25)

**Played a ranked opponent (AP poll):**

Feb. 7, 2017 at No. 19 South Carolina (won, 90-86)

**Beat a ranked opponent at neutral site:**

Nov. 27, 2015 vs. No. 17 Notre Dame (won, 74-73)

**Beat a ranked opponent at home:**

Feb. 10, 2016 vs. No. 15 Texas A&amp;M (won, 63-62)

**Beat a ranked opponent on the road:**

Feb. 7, 2017 at No. 19 South Carolina (won, 90-86)

**Beat a top-10 opponent:**

Feb. 18, 2006 vs. No. 8 Tennessee (won, 92-79)

**Beat a top-10 opponent on the road:**

Feb. 21, 2004 in Starkville, Miss. (beat No. 4 Mississippi State, 77-73)

**Beat a top-5 opponent:**

Mar. 20, 2004 vs. No. 1 Stanford (NCAA tournament; won, 70-67)

**Beat a top-5 opponent on the road:**

Feb. 21, 2004 in Starkville, Miss. (beat No. 4 Mississippi State, 77-73)

**Played a No. 1 ranked opponent:**

Jan. 31, 2015 vs. No. 1/1 Kentucky (lost, 70-55)

**Beat a No. 1 ranked opponent on the road:**

Jan. 28, 1983 at No. 1 UCLA (won, 70-67)

**Beat a No. 1 ranked opponent:**

Mar. 20, 2004 vs. No. 1 Stanford (NCAA tournament (won, 70-67)

## INDIVIDUAL

**Had a player score 50 points:**Michael Nordholz (50) vs. Southern Miss, 12/12/76 (*single-game scoring record*)**Had a player score 40 points:**

Reggie King (43) vs. Virginia, 12/29/78

**Had a player score 35 points:**

Retin Obasohan (35) at LSU, 2/17/16

**Had a player score 30 points:**

Retin Obasohan (35) at LSU, 2/17/16

**Had a player grab 20 rebounds:**

Richard Hendrix (23) vs. Troy, 11/9/07

**Had a player dish out 11 or more assists:**

Mikhail Torrence (11) vs. LSU, 1/27/10

**Had a player block five shots:**

Donta Hall (5) at Creighton, 3/15/16

**Had a player block 10 shots:**

Roy Rogers (10) vs. LSU, 2/17/1996

**Had a player with seven or more steals in a game:**

Jeremy Hays (8) vs. Oregon State, 12/12/1998

**Had two players record a double-double in same game:**

JaMychal Green (14 pts. 11 rebs.), Tony Mitchell (10 pts., 12 rebs.) vs Kentucky, Dec. 12, 2010

**Had three players record a double-double in same game:**

Jermareo Davidson (12 pts, 12 rebs), Alonzo Gee (22 pts, 10 rebs), Richard Hendrix (18 pts, 12 rebs) vs Louisiana Monroe, Nov. 28, 2006

**Had a player record a double-double in three consecutive games:**

Richard Hendrix (24 pts, 16 rebs vs. Florida, 17 pts, 11 rebs at Arkansas, 19 pts, 10 rebs at Georgia) (Jan. 8, Jan. 13, Jan. 16, 2008)

**Had a player record a double-double in four consecutive games:**

Richard Hendrix (19 pts, 13 rebs vs. Chicago State, 24 pts, 16 rebs vs. Florida, 17 pts, 11 rebs at Arkansas, 19 pts, 10 rebs at Georgia) (Jan. 4, Jan. 8, Jan. 13, Jan. 16 2008)

**Had a player record a triple-double:**

Roy Rogers (27 pts, 10 rebs, 10 blocks) vs. LSU, Feb. 17, 1996

**Had two players score 20 points in a game:**

Corban Collins (24) and Riley Norris (20) at LSU, Jan. 14, 2017

**Had five or more players score in double figures:**

Riley Norris (18), Retin Obasohan (16), Justin Coleman (14), Arthur Edwards (11) and Jimmie Taylor (11) vs. Missouri (Feb. 2, 2016)



6-5 • 204 • So.

Guard

**BRANDON AUSTIN**

Montgomery, Ala. (Carver-Montgomery)

**CAREER HIGHS**

Points	7	Winthrop (12/16/15)
Rebounds	3	2x, last at Mississippi State (2/2/16)
Assists	1	3x, last vs. Charleston So. (11/29/16)
Steals	1	4x, last vs. Charleston So. (11/29/16)
Blocks	1	5x, last vs. Stetson (12/29/16)
Minutes	18	3x, last vs. Kentucky (3/11/16)
Field Goals	3	Winthrop (12/16/15)
FG Att.	7	vs. Xavier (11/26/15)
3-Point FG	1	6x, last vs. Ole Miss (3/10/16)
3-Point Att.	6	at Dayton (11/17/15)
Free Throws	1	3x, last vs. Charleston So. (11/29/16)
FT Att.	2	3x, last vs. Charleston So. (11/29/16)

**2016-17 SEASON HIGHS**

Points	2	vs. Clemson (12/18/16)
Rebounds	2	vs. Clemson (12/18/16)
Assists	1	Charleston Southern (11/29/16)
Steals	1	Charleston Southern (11/29/16)
Blocks	1	Stetson (12/29/16)
Minutes	10	vs. Clemson (12/18/16)
Field Goals	1	vs. Clemson (12/18/16)
FG Att.	5	Ball State (11/18/16)
3-Point FG		
3-Point Att.	2	2X, last vs. Stetson (12/29/16)
Free Throws	1	Charleston Southern (11/29/16)
FT Att.	2	Charleston Southern (11/29/16)

**MISCELLANEOUS STATS**

CATEGORY	2016-17	CAREER
Double-digit scoring		
20+ point games		
Double-digit rebounding		
Double-doubles		
Led UA in scoring		
Led UA in rebounding		
Led UA in three-pointers		2
Led UA in assists		
Led UA in steals		2
Led UA in blocks		1
5+ assist games		
3+ three-pointers		
3+ steal games		
3+ block games		

**2016-17 (SOPHOMORE SEASON)**

- Saw season high 10 minutes and finished with two points and two rebounds vs. Clemson (12/18)
- Scored his first point of the season in the Crimson Tide's victory over Charleston Southern (11/30)
- Missed the first two games of the season due to a bone bruise
- Did not play in Las Vegas Main Event due to an illness
- Registered first block (1) of the season in six minutes of action in the victory over Stetson (12/29)
- Played in 30 games averaging 8.9 minutes and 1.5 points per game last year
- Finished 2-of-2 from the field for five points against Ole Miss (3/10) while matching season highs in assists, steals and blocks
- Was 2-of-3 from the field to finish with four points and grabbed a season-high tying three rebounds in 18 minutes of action at Mississippi State (2/2)
- Set a season high with seven points against Winthrop (12/16) on 3-of-6 shooting in 18 minutes
- Scored four points in four minutes against then-No. 17 Notre Dame (11/29)
- Played 15 minutes against then-No. 23 Xavier (11/26) and scored four points
- Scored three points in the win over Texas A&M (2/10)
- Played 14 minutes and tallied three points against Dayton (11/17)
- Grabbed a season-high three rebounds while recording his first block against Oregon (12/21)

**AUSTIN'S 2016-17 GAME-BY-GAME STATS**

OPPONENT	DATE	GS	MIN	FG	FBA	PCT	3FG	FBA	PCT	FT	FTA	PCT	OFF	DEF	TOT	AVG	PF	A	TO	BLK	STL	PTS	AVG
COASTAL CAROLINA	11/11							DNP - INJURED															
DAYTON	11/15							DNP - INJURED															
BALL STATE	11/18	9		0	5	.000	0	2	.000	0	0	.000	0	0	0	0.0	0	0	0	0	0	0	0.0
vs. Valparaiso	11/21							DNP															
vs. BYU or Saint Louis	11/23							DNP															
CHARLESTON SO.	11/29	9		0	4	.000	0	1	.000	1	2	.500	0	0	0	0.0	1	1	0	0	1	1	0.5
at Texas	12/2							DNP															
at Oregon	12/11							DNP															
USC UPSTATE	12/15	4		0	0	.000	0	0	.000	0	0	.000	0	0	0	0.0	0	0	0	0	0	0	0.3
CLEMSON	12/18	10		1	2	.500	0	1	.000	0	0	.000	1	1	2	0.5	2	0	0	0	0	2	0.8
vs. Arkansas State	12/21							DNP															
STETSON	12/29	6		0	4	.000	0	2	.000	0	1	.000	0	1	1	0.6	0	0	0	1	0	0	0.6
at Mississippi State*	1/3							DNP															
VANDERBILT*	1/7							DNP															
FLORIDA*	1/10							DNP															
at LSU*	1/14							DNP															
MISSOURI*	1/18							DNP															
at Auburn*	1/21							DNP															
at Georgia*	1/25							DNP															
MISSISSIPPI STATE*	1/28							DNP															
at Arkansas*	2/1							DNP															
AUBURN*	2/4							DNP															
at South Carolina*	2/7							DNP															
KENTUCKY*	2/11																						
at Missouri*	2/15																						
LSU*	2/18																						
GEORGIA*	2/23																						
at Texas A&M*	2/25																						
OLE MISS*	3/1																						
at Tennessee*	3/4																						

\* indicates Southeastern Conference opponent

**AUSTIN'S CAREER STATS**

YEAR	GP	GS	MIN	AVG	FG	FBA	PCT	3FG	3FBA	PCT	FT	FTA	PCT	OFF	DEF	TOT	AVG	PF	FO	AST	TO	BLK	STL	PTS	AVG
2015-16	30	0	268	8.9	18	59	.305	8	40	.200	2	4	.500	7	20	27	0.9	17	0	2	6	4	3	46	1.5
2016-17	5	0	38	7.6	1	15	.067	0	6	.000	1	3	.333	1	2	3	0.6	3	0	1	0	1	1	3	0.6
<b>TOTAL</b>	<b>35</b>	<b>0</b>	<b>306</b>	<b>8.7</b>	<b>19</b>	<b>74</b>	<b>.257</b>	<b>8</b>	<b>46</b>	<b>.174</b>	<b>3</b>	<b>7</b>	<b>.429</b>	<b>8</b>	<b>22</b>	<b>30</b>	<b>0.9</b>	<b>20</b>	<b>0</b>	<b>3</b>	<b>6</b>	<b>5</b>	<b>4</b>	<b>49</b>	<b>1.4</b>

**AUSTIN'S CAREER SEC STATS**

YEAR	GP	GS	MIN	AVG	FG	FBA	PCT	3FG	3FBA	PCT	FT	FTA	PCT	OFF	DEF	TOT	AVG	PF	FO	AST	TO	BLK	STL	PTS	AVG
2015-16	16	0	119	7.4	7	23	.304	4	15	.267	1	2	.500	5	9	14	0.9	11	0	1	4	2	0	19	1.2
2016-17																									
<b>TOTAL</b>	<b>16</b>	<b>0</b>	<b>119</b>	<b>7.4</b>	<b>7</b>	<b>23</b>	<b>.304</b>	<b>4</b>	<b>15</b>	<b>.267</b>	<b>1</b>	<b>2</b>	<b>.500</b>	<b>5</b>	<b>9</b>	<b>14</b>	<b>0.9</b>	<b>11</b>	<b>0</b>	<b>1</b>	<b>4</b>	<b>2</b>	<b>0</b>	<b>19</b>	<b>1.2</b>





6-3 • 195 • Gr.

Guard

**CORBAN COLLINS**

High Point, N.C. (Morehead State)

**CAREER HIGHS**

Points	28	at Eastern Illinois (1/16/16)
Rebounds	9	at UT Martin (1/10/15)
Assists	8	at East Tennessee State (12/30/15)
Steals	5	at Sienna (3/15/16)
Blocks	1	6x, last vs. Tennessee Tech (1/21/16)
Minutes	43	at UT Martin (1/10/15)
Field Goals	10	at Eastern Illinois (1/16/16)
FG Att.	16	at Eastern Illinois (1/16/16)
3-Point FG	7	LSU (1/14/17)
3-Point Att.	11	LSU (1/14/17)
Free Throws	8	Marshall (11/24/15)
FT Att.	10	Auburn (2/4/17)

**2016-17 SEASON HIGHS**

Points	24	LSU (1/14/17)
Rebounds	4	4X, last at South Carolina (2/7/17)
Assists	4	2X, last at Arkansas (2/1/17)
Steals	3	Missouri (1/18/17)
Blocks		
Minutes	33	at South Carolina (2/7/17)
Field Goals	7	LSU (1/14/17)
FG Att.	14	Dayton (11/15/16)
3-Point FG	7	LSU (1/14/17)
3-Point Att.	11	LSU (1/14/17)
Free Throws	6	Coastal Carolina (11/11/16)
FT Att.	10	Auburn (2/4/17)

**MISCELLANEOUS STATS**

CATEGORY	2016-17	CAREER
Double-digit scoring	7	36
20+ point games	1	5
Double-digit rebounding		
Double-doubles		
Led team in scoring	5	16
Led team in rebounding		6
Led team in three-pointers	9	9
Led team in assists	2	2
Led team in steals	4	4
Led team in blocks		
5+ assist games		11
3+ three-pointers	5	16
3+ steal games	1	7
3+ block games		

**2016-17 (SENIOR SEASON)**

- Leads the team in three-pointers made (32), third in 3-point FG percentage (.348) and fourth in scoring (7.8), assists (1.3 apg) and minutes (23.6)
- Missed two games (Arkansas State and Stetson) due to hip injury
- Registered a season-high in scoring (24 pts), while recording a career-high in made three-pointers (7) in the victory at LSU (1/14)
- Led Alabama in scoring (17 pts) and made three-pointers (3) against Auburn (2/4)
- Scored 15 points and made a season-high four three-pointers (4-of-5) in the win over Georgia (1/25)
- Has led team in scoring in five contests this year
- Had 15 points along with three assists and a pair of steals in season opener against Coastal Carolina (11/11)
- Scored a season-best 15 points in each of the Tide's first two games of the year against Coastal Carolina (11/11) and Dayton (11/15)
- Led the Tide in scoring (10 pts) and three-pointers (2) against Valparaiso (11/21)
- Hit the team's only three-pointers and finished with seven points in the loss at Oregon (12/11)
- Fifth-year transfer from Morehead State who is eligible to compete immediately, per NCAA transfer rules.
- Named Second Team All-OVC and Allstate Good Works Teams finalist last season
- Played in 30 games and started 28 last year
- Ranked second in the OVC in 3-point field goal percentage (.425), second in assist/turnover ratio (2.5), 12th in 3-point field goals made (1.9), 13th in assists (3.0) and 14th in steals (1.2)
- Led the team with 11.0 points per game, averaged 29.0 minutes and 2.5 rebounds
- Knocked down team-high 57 3-point field goals
- Helped lead Morehead State to a 23-14 overall record and a runner-up finish in the 2016 College Basketball Invitation (CBI), as well as an 11-5 record in the Ohio Valley Conference
- Scored a career-high 28 points in the 84-82 overtime loss at EIU on 1/16/15
- Collected a career high eight assists at East Tennessee State (12/30)
- Had a career high five steals at Siena (3/15)

**COLLINS' 2016-17 GAME-BY-GAME STATS**

OPPONENT	DATE	GS	MIN	FG	FGA	PCT	3FG	3FGA	PCT	FT	FTA	PCT	OFF	DEF	TOT	AVG	PF	A	TO	BLK	STL	PTS	AVG
COASTAL CAROLINA	11/11	*	31	3	7	.429	3	7	.429	6	6	1.000	0	3	3	3.0	3	3	0	0	2	15	15.0
DAYTON	11/15	*	29	6	14	.429	2	5	.400	1	2	.500	1	1	2	2.5	4	1	2	0	1	15	15.0
BALL STATE	11/18	*	14	1	3	.333	0	1	.000	0	3	.000	0	0	0	1.7	1	0	1	0	0	2	10.7
vs. Valparaiso	11/21	*	28	3	8	.375	2	4	.500	2	2	1.000	1	1	2	1.8	1	4	1	0	1	10	10.5
vs. Saint Louis	11/23	*	27	2	5	.400	0	1	.000	4	4	1.000	0	1	1	1.6	0	3	0	0	1	8	10.0
CHARLESTON SO.	11/29	*	19	1	5	.200	0	2	.000	1	1	1.000	0	1	1	1.5	1	1	2	0	0	3	8.8
at Texas	12/2	*	29	3	5	.600	3	5	.600	0	0	.000	0	0	0	1.3	2	2	1	0	0	9	8.9
at Oregon	12/11	*	24	2	8	.250	2	6	.333	1	2	.500	0	3	3	1.5	0	1	0	0	0	7	8.6
USC UPSTATE	12/15	*	23	4	7	.571	2	3	.666	0	0	.000	0	1	1	1.4	1	1	0	0	0	10	8.8
CLEMSON	12/18	*	23	2	6	.333	1	4	.250	0	0	.000	1	3	4	1.7	1	0	5	0	0	5	8.4
vs. Arkansas State	12/21									DNP - INJURED													
STETSON	12/29									DNP - INJURED													
at Mississippi State*	1/3		18	1	4	.250	0	1	.000	0	0	.000	0	2	2	1.7	0	2	0	0	0	2	7.8
VANDERBILT*	1/7		16	1	6	.166	1	6	.166	1	2	.500	0	4	4	1.9	3	1	0	0	1	4	7.5
FLORIDA*	1/10		12	1	6	.166	1	3	.333	0	3	.000	0	3	3	2.0	1	0	0	0	0	3	7.2
at LSU*	1/14		32	7	13	.538	7	11	.636	3	4	.750	0	3	3	2.1	1	2	1	0	1	24	8.4
MISSOURI*	1/18	*	23	1	7	.142	0	6	.000	0	0	.000	0	3	3	2.1	4	1	0	0	3	2	7.9
at Auburn*	1/21	*	20	0	5	.000	0	3	.000	0	0	.000	0	2	2	2.1	2	1	0	0	0	0	7.4
at Georgia*	1/25		22	5	7	.714	4	5	.800	1	4	.250	0	0	0	2.0	1	1	1	0	0	15	7.9
MISSISSIPPI STATE*	1/28		18	1	4	.250	1	3	.333	2	2	1.000	0	0	0	1.9	3	1	1	0	0	5	7.7
at Arkansas*	2/1		23	1	4	.250	0	3	.000	0	1	.000	1	2	3	1.9	3	4	3	0	0	2	7.4
AUBURN*	2/4		31	6	13	.461	3	10	.300	2	2	1.000	1	3	4	2.1	1	2	0	0	1	17	7.9
at South Carolina*	2/7		33	2	8	.250	0	3	.000	1	2	.500	1	3	4	2.1	4	0	1	0	2	5	7.8
KENTUCKY*	2/11																						
at Missouri*	2/15																						
LSU*	2/18																						
GEORGIA*	2/23																						
at Texas A&M*	2/25																						
OLE MISS*	3/1																						
at Tennessee*	3/4																						

\* indicates Southeastern Conference opponent

**COLLINS' CAREER STATS**

YEAR	GP	GS	MIN	AVG	FG	FGA	PCT	3FG	3FGA	PCT	FT	FTA	PCT	OFF	DEF	TOT	AVG	PF	FO	AST	TO	BLK	STL	PTS	AVG
2012-13*	27	6	246	9.1	23	61	.377	12	26	.462	11	16	.688	4	24	28	1.0	19	0	16	30	3	4	69	2.6
2014-15*	30	19	822	27.4	85	219	.388	41	119	.345	53	67	.791	22	93	115	3.8	72	4	65	55	4	30	264	8.8
2015-16*	30	28	871	29.0	107	272	.393	57	134	.425	59	82	.720	11	64	75	2.5	67	2	90	36	2	36	330	11.0
2016-17	21	12	495	23.6	53	145	.366	32	92	.348	25	40	.625	6	39	45	2.1	37	0	31	19	0	13	163	7.8
<b>TOTAL</b>	<b>108</b>	<b>65</b>	<b>2434</b>	<b>22.5</b>	<b>268</b>	<b>697</b>	<b>.385</b>	<b>142</b>	<b>371</b>	<b>.383</b>	<b>148</b>	<b>205</b>	<b>.722</b>	<b>43</b>	<b>220</b>	<b>263</b>	<b>2.4</b>	<b>195</b>	<b>6</b>	<b>202</b>	<b>140</b>	<b>9</b>	<b>83</b>	<b>826</b>	<b>7.6</b>

\* Statistics from prior team/school

**COLLINS' CAREER SEC STATS**

YEAR	GP	GS	MIN	AVG	FG	FGA	PCT	3FG	3FGA	PCT	FT	FTA	PCT	OFF	DEF	TOT	AVG	PF	FO	AST	TO	BLK	STL	PTS	AVG
2012-13	3	0	4	1.3	0	0	.000	0	0	.000	0	0	.000	0	0	0	0.0	0	0	0	1	0	0	0	0.0
2016-17	11	2	248	22.5	26	77	.338	17	54	.315	10	20	.500	3	25	28	2.5	23	0	15	7	0	8	79	7.2
<b>TOTAL</b>	<b>14</b>	<b>2</b>	<b>252</b>	<b>18.0</b>	<b>26</b>	<b>77</b>	<b>.338</b>	<b>17</b>	<b>54</b>	<b>.315</b>	<b>10</b>	<b>20</b>	<b>.500</b>	<b>3</b>	<b>25</b>	<b>28</b>	<b>2.0</b>	<b>23</b>	<b>0</b>	<b>15</b>	<b>8</b>	<b>0</b>	<b>8</b>	<b>79</b>	<b>5.6</b>



6-6 • 193 • Jr.

Guard

## AR'MOND DAVIS

Tacoma, Wash. (College of Southern Idaho)

## CAREER HIGHS

Points	19	at South Carolina (2/7/17)
Rebounds	3	5X, last vs. Auburn (2/4/17)
Assists	1	3X, last vs. Arkansas State (12/21/16)
Steals	2	Oregon (12/11/16)
Blocks	2	at Arkansas (2/1/17)
Minutes	38	at South Carolina (2/7/17)
Field Goals	6	2X, last at South Carolina (2/7/17)
FG Att.	12	2X, last at South Carolina (2/7/17)
3-Point FG	5	Ball State (11/18/16)
3-Point Att.	8	Stetson (12/29/16)
Free Throws	6	at Arkansas (2/1/17)
FT Att.	6	2X, last at South Carolina (2/7/17)

## 2016-17 SEASON HIGHS

Points	19	at South Carolina (2/7/17)
Rebounds	3	5X, last vs. Auburn (2/4/17)
Assists	1	3X, last vs. Arkansas State (12/21/16)
Steals	2	Oregon (12/11/16)
Blocks	2	at Arkansas (2/1/17)
Minutes	38	at South Carolina (2/7/17)
Field Goals	6	2X, last at South Carolina (2/7/17)
FG Att.	12	2X, last at South Carolina (2/7/17)
3-Point FG	5	Ball State (11/18/16)
3-Point Att.	8	Stetson (12/29/16)
Free Throws	6	at Arkansas (2/1/17)
FT Att.	6	2X, last at South Carolina (2/7/17)

## MISCELLANEOUS STATS

CATEGORY	2016-17	CAREER
Double-digit scoring	7	7
20+ point games		
Double-digit rebounding		
Double-doubles		
Led UA in scoring	1	1
Led UA in rebounding		
Led UA in three-pointers	5	5
Led UA in assists		
Led UA in steals	3	3
Led UA in blocks	1	1
5+ assist games		
3+ three-pointers	3	3
3+ steal games		
3+ block games		

## 2016-17 JUNIOR SEASON

- Fifth on the team in made three-pointers (23) and third in threes attempted (78)
- Has seven double-figure scoring contests on the season
- Collected career-highs in scoring (19 pts), minutes played (38), field goals (6), field goals attempted (12), and free-throws attempted (6) in Alabama's 4OT victory over South Carolina (2/7)
- Registered a career-high in points (17), field goals made (6), field goals attempted (11), three-pointers made (5) and steals (1) in the Tide's victory over Ball State (11/18)
- Provided a second half spark to lead a come-from-behind win over Vanderbilt (1/7), scoring 12 points on three treys in just 14 minutes of action – all coming in the final 20 minutes of play
- Led Alabama in blocks (2), while registering a career-high in free-throws made (6) and attempted (6) to finish with 10 pts at Arkansas (2/1)
- Reached double figures with 10 points against No. 23 Florida (1/10)
- Scored 10 points in 14 minutes of play in the win over Charleston Southern (11/29)
- Reached double figures with 10 points against Oregon (12/11)
- Recorded seven points in seven minutes of play against Dayton (11/15)
- Scored his first career points (3) at Alabama in the Crimson Tide's season opener against Coastal Carolina (11/11)
- Tallied his first career assist at Alabama in the Tide's win over Saint Louis (11/23)
- Led the team in scoring with 17 points in an exhibition game against Faulkner (11/3)
- Played two seasons at the College of Southern Idaho under head coach Jared Hay
- Rated as the No. 6 overall junior college player in the nation and the No. 3 shooting guard
- Averaged 17.1 points, 6.8 rebounds and 1.3 assists per game, while shooting .450 from the floor and .385 from three-point range
- Ranked 42nd in the national NJCAA stats in three pointers made (84-of-218) and 62nd in free throw percentage (.817)
- As a freshman in 2014-15, he averaged 10.9 points and 3.9 rebounds per game in helping CSI win 31 games and make the trip to Hutchinson Junior College
- Invited to JucoRecruiting.com's Elite 80 West Showcase in Las Vegas.



## DAVIS' 2016-17 GAME-BY-GAME STATS

OPPONENT	DATE	GS	MIN	FG	FBA	PCT	3FG	FGBA	PCT	FT	FTA	PCT	OFF	DEF	TOT	AVG	PF	A	TO	BLK	STL	PTS	AVG
COASTAL CAROLINA	11/11	15	1	8	.125	1	7	.143	0	0	.000	0	3	3	3.0	1	0	0	0	0	3	3.0	
DAYTON	11/15	7	1	3	.333	1	3	.333	4	4	1.000	0	2	2	2.5	1	0	1	0	0	7	5.0	
BALL STATE	11/18	21	6	11	.545	5	7	.714	0	0	.000	1	1	2	2.3	1	0	1	0	1	17	9.0	
vs. Valparaiso	11/21	14	0	8	.000	0	5	.000	0	0	.000	0	1	1	2.0	0	0	0	0	0	1	0	6.8
vs. Saint Louis	11/23	15	2	7	.286	0	3	.000	0	0	.000	0	1	1	1.8	0	1	0	0	0	4	6.2	
CHARLESTON SO.	11/29	14	3	7	.429	2	3	.666	2	2	1.000	0	3	3	2.0	1	0	2	0	1	10	6.8	
at Texas	12/2	0+	0	1	.000	0	1	.000	0	0	.000	0	0	0	1.7	0	0	0	0	0	0	5.9	
at Oregon	12/11	20	4	12	.333	0	5	.000	2	2	1.000	1	0	1	1.6	2	0	3	0	2	10	6.4	
USC UPSTATE	12/15	19	3	7	.428	2	5	.400	0	0	.000	0	1	1	1.6	0	1	1	0	1	8	6.6	
CLEMSON	12/18	6	0	1	.000	0	0	.000	2	2	1.000	0	2	2	1.6	0	0	0	0	0	2	6.1	
vs. Arkansas State	12/21	16	1	6	.166	1	2	.500	0	0	.000	0	3	3	1.7	0	1	1	0	0	3	5.8	
STETSON	12/29	20	3	10	.300	1	8	.125	0	0	.000	0	2	2	1.8	0	0	0	0	0	7	5.9	
at Mississippi State*	1/3								DNP														
VANDERBILT*	1/7	14	4	9	.444	3	6	.500	1	1	1.000	0	0	0	1.6	0	0	0	0	1	12	6.4	
FLORIDA*	1/10	17	3	5	.600	1	2	.500	3	5	.600	0	0	0	1.5	3	0	0	0	0	10	6.6	
at LSU*	1/14	8	1	5	.200	0	3	.000	0	0	.000	2	0	2	1.5	1	0	0	0	1	2	6.3	
MISSOURI*	1/18	14	2	6	.333	2	4	.500	0	0	.000	0	2	2	1.6	0	0	0	0	0	6	6.3	
at Auburn*	1/21	10	1	3	.333	0	1	.000	0	0	.000	0	0	0	1.5	1	0	2	0	0	2	6.1	
at Georgia*	1/25	2	0	0	.000	0	0	.000	0	0	.000	0	0	0	1.4	0	0	0	0	0	0	5.7	
MISSISSIPPI STATE*	1/28								DNP														
at Arkansas*	2/1	16	2	7	.285	0	3	.000	6	6	1.000	0	3	3	1.5	0	0	1	2	0	10	5.9	
AUBURN*	2/4	6	1	3	.333	1	3	.333	0	0	.000	0	3	3	1.6	1	0	0	0	0	3	5.8	
at South Carolina*	2/7	38	6	12	.500	3	7	.428	4	6	.666	0	2	2	1.6	2	0	2	0	1	19	6.4	
KENTUCKY*	2/11																						
at Missouri*	2/15																						
LSU*	2/18																						
GEORGIA*	2/23																						
at Texas A&M*	2/25																						
OLE MISS*	3/1																						
at Tennessee*	3/4																						

\* indicates Southeastern Conference opponent

## DAVIS' CAREER STATS

YEAR	GP	GS	MIN	AVG	FG	FBA	PCT	3FG	3FBA	PCT	FT	FTA	PCT	OFF	DEF	TOT	AVG	PF	FO	AST	TO	BLK	STL	PTS	AVG
2016-17	21	0	292	13.9	44	131	.336	23	78	.295	24	28	.857	4	29	33	1.6	14	0	3	14	2	9	135	6.4
TOTAL	21	0	292	13.9	44	131	.336	23	78	.295	24	28	.857	4	29	33	1.6	14	0	3	14	2	9	135	6.4

## DAVIS' CAREER SEC STATS

YEAR	GP	GS	MIN	AVG	FG	FBA	PCT	3FG	3FBA	PCT	FT	FTA	PCT	OFF	DEF	TOT	AVG	PF	FO	AST	TO	BLK	STL	PTS	AVG
2016-17	9	0	125	13.9	20	50	.400	10	29	.345	14	18	.778	2	10	12	1.3	8	0	0	5	2	3	64	7.1
TOTAL	9	0	125	13.9	20	50	.400	10	29	.345	14	18	.778	2	10	12	1.3	8	0	0	5	2	3	64	7.1



11

6-8 • 235 • Sr.

Forward

## SHANNON HALE

Johnson City, Tenn. (Christ School)

## CAREER HIGHS

Points	27	at Ole Miss (2/26/14)
Rebounds	11	vs. Southern Miss (11/20/14)
Assists	6	LSU (1/25/14)
Steals	3	vs. Western Carolina (11/17/14)
Blocks	3	at Auburn (2/17/15)
Minutes	39	Ole Miss (2/11/14)
Field Goals	8	at Georgia (3/5/16)
FG Att.	17	2x, last at South Carolina (1/30/16)
3-Point FG	5	Louisiana (11/20/15)
3-Point Att.	9	at South Carolina (1/30/16)
Free Throws	10	at Ole Miss (2/26/14)
FT Att.	12	Ole Miss (2/11/14)

## 2016-17 SEASON HIGHS

Points	19	Ball State (11/18/16)
Rebounds	6	at South Carolina (2/7/17)
Assists	3	Vanderbilt (1/7/17)
Steals	2	Ball State (11/18/16)
Blocks	1	5x, last vs. Florida (1/10/17)
Minutes	20	at South Carolina (2/7/17)
Field Goals	7	Ball State (11/18/16)
FG Att.	12	Ball State (11/18/16)
3-Point FG	3	Ball State (11/18/16)
3-Point Att.	5	Ball State (11/18/16)
Free Throws	6	at South Carolina (2/7/17)
FT Att.	8	at South Carolina (2/7/17)

## MISCELLANEOUS STATS

CATEGORY	2016-17	CAREER
Double-digit scoring	1	41
20+ point games		5
Double-digit rebounding		1
Double-doubles		1
Led UA in scoring	1	14
Led UA in rebounding		7
Led UA in three-pointers		18
Led UA in assists		8
Led UA in steals		9
Led UA in blocks	2	12
5+ assist games		1
3+ three-pointers	1	10
3+ steal games		1
3+ block games		1

## HALE'S CAREER STATS

YEAR	GP	GS	MIN	AVG	FG	FBA	PCT	3FG	3FBA	PCT	FT	FTA	PCT	OFF	DEF	TOT	AVG	PF	FO	AST	TO	BLK	STL	PTS	AVG
2013-14	31	20	698	22.5	88	203	.433	31	88	.352	67	106	.632	28	83	111	3.6	62	0	32	54	11	17	274	8.8
2014-15	28	15	542	19.4	75	180	.417	26	86	.302	54	77	.701	29	60	89	3.2	54	1	32	53	14	21	230	8.2
2015-16	28	12	688	24.6	95	257	.370	43	131	.328	68	91	.747	24	56	80	2.9	64	2	14	58	7	13	301	10.8
2016-17	19	1	240	12.6	24	75	.320	8	41	.195	31	44	.705	6	24	30	1.6	26	1	6	21	6	5	87	4.6
TOTAL	106	48	2168	20.5	282	715	.394	108	346	.312	220	318	.692	87	223	310	2.9	206	4	84	186	38	56	892	8.4

## HALE'S CAREER SEC STATS

YEAR	GP	GS	MIN	AVG	FG	FBA	PCT	3FG	3FBA	PCT	FT	FTA	PCT	OFF	DEF	TOT	AVG	PF	FO	AST	TO	BLK	STL	PTS	AVG
2013-14	18	17	505	28.1	64	147	.435	21	60	.350	60	87	.690	18	56	74	4.1	45	0	24	42	6	14	209	11.6
2014-15	15	8	286	19.1	35	89	.393	16	47	.340	25	34	.735	18	24	42	2.8	23	0	14	25	9	8	111	7.4
2015-16	16	4	393	24.6	52	147	.354	23	82	.280	47	64	.734	13	32	45	2.8	38	2	9	28	2	10	174	10.9
2016-17	7	0	63	9.0	1	12	.083	0	9	.000	9	14	.643	2	10	12	1.7	6	0	4	3	1	0	11	1.6
TOTAL	56	29	1247	22.3	152	395	.385	60	198	.303	141	199	.709	51	122	173	3.1	112	2	51	98	18	32	505	9.0

## 2016-17 (SENIOR SEASON)

- Had season-highs in points (19), made field goals (7), made three-pointers (3), rebounds (4) and steals (2) in Alabama's win over Ball State (11/18)
- Registered season-highs in rebounds (6), minutes played (20), made free-throws (6) and free-throws attempted (8) in Alabama's 4OT win against South Carolina (2/7)
- Tallied nine points in Alabama's victory over Arkansas State (12/21)
- Registered nine points in the Crimson Tide's loss at Texas (12/2)
- Played in 28 games, starting 12 contests last year
- Missed five games on the season due to medical reasons
- Led the team in scoring in seven games and finished with 15 double-figure scoring games, which ranked third on the team
- Was second on the team with four games of 20 or more points
- Also ranked second in scoring average (10.8 ppg) and was third in field goals made (95)
- Scored a season-high 25 points at Georgia (3/5) while making a career-high eight field goals
- Led the team with 22 points against Mississippi State (2/20) while making four three-pointers
- Had 20 points in the win over Tennessee (1/26) while recording season-best marks in rebounds (8), field goals attempted (17), free throws made (9) and attempted (10)
- Led the team in scoring in all three games of the AdvoCare Invitational, averaging 16.3 ppg in the three-game tournament
- Put up 20 points in 28 minutes in the victory over then-No. 20 Wichita State (11/27)
- Scored 19 points, including three treys, in the win over then-No. 17 Notre Dame (11/29)
- Put up 16 points while going a perfect 4-of-4 from the free throw line at South Carolina (1/30)
- Led the team with 18 points on 5-of-6 shooting from behind the arc against Louisiana (11/20) and set career highs in three-pointers (5), blocks (2) and minutes (34) vs. the Ragin' Cajuns
- Scored 12 points and made the game-winning steal and dunk at Clemson (12/13) while also grabbing seven rebounds
- Returned to the lineup against Texas A&M (2/10) after missing two games (Mississippi State [2/2] and Missouri [2/6]) due to an injured foot and finished with 10 points
- Tabled to SEC All-Freshman team in 2013-14, becoming the first Alabama player to earn a spot on the all-freshman team since Trevor Releford in 2011



## HALE'S 2016-17 GAME-BY-GAME STATS

OPPONENT	DATE	GS	MIN	FG	FBA	PCT	3FG	3FBA	PCT	FT	FTA	PCT	OFF	DEF	TOT	AVG	PF	A	TO	BLK	STL	PTS	AVG
COASTAL CAROLINA	11/11	*	15	2	6	.333	0	2	.000	4	5	.800	0	1	1	1.0	1	0	1	0	0	8	8.0
DAYTON	11/15		13	0	4	.000	0	3	.000	2	2	1.000	1	1	2	1.5	0	0	0	1	0	2	5.0
BALL STATE	11/18		19	7	12	.583	3	5	.600	2	4	.500	2	2	4	2.3	2	1	2	1	2	19	9.7
vs. Valparaiso	11/21		13	0	2	.000	0	2	.000	0	0	.000	0	1	1	2.0	2	0	2	0	0	0	7.3
vs. Saint Louis	11/23		18	1	4	.250	1	3	.333	1	2	.500	0	3	3	2.2	3	1	0	1	0	4	6.6
CHARLESTON SO.	11/29		17	2	6	.333	1	3	.333	2	3	.666	0	3	3	2.3	3	0	5	1	1	7	6.7
at Texas	12/2		12	3	7	.428	1	3	.333	2	2	1.000	0	0	0	2.0	5	0	0	0	0	9	7.0
at Oregon	12/11		13	0	2	.000	0	1	.000	0	0	.000	0	0	0	1.8	1	0	3	0	0	0	6.1
USC UPSTATE	12/15		14	1	3	.333	1	2	.500	2	2	1.000	0	0	0	1.6	1	0	0	0	0	5	6.0
CLEMSON	12/18		19	2	7	.285	0	4	.000	4	6	.666	1	2	3	1.7	1	0	2	0	1	8	6.2
vs. Arkansas State	12/21		16	3	6	.500	1	3	.333	2	2	1.000	0	0	0	1.5	0	0	1	0	1	9	6.5
STETSON	12/29		8	2	4	.500	0	1	.000	1	2	.500	0	1	1	1.5	1	0	2	1	0	5	6.3
at Mississippi State*	1/3		8	1	3	.333	0	2	.000	0	2	.000	1	1	2	1.5	1	0	1	0	0	2	6.0
VANDERBILT*	1/7		15	0	3	.000	0	2	.000	3	4	.750	0	1	1	1.5	0	3	0	0	0	3	5.8
FLORIDA*	1/10		8	0	1	.000	0	0	.000	0	0	.000	0	1	1	1.5	0	0	0	1	0	0	5.4
at LSU*	1/14		1	0	0	.000	0	0	.000	0	0	.000	0	0	0	1.5	0	0	0	0	0	0	6.3
MISSOURI*	1/18		6	0	1	.000	0	1	.000	0	0	.000	0	1	1	1.4	0	0	0	0	0	0	4.8
at Auburn*	1/21		5	0	1	.000	0	1	.000	0	0	.000	0	1	1	1.3	1	1	0	0	0	0	4.5
at Georgia*	1/25																						
MISSISSIPPI STATE*	1/28																						
at Arkansas*	2/1																						
AUBURN*	2/4																						
at South Carolina*	2/7		20	0	3	.000	0	3	.000	6	8	.750	1	5	6	1.6	4	0	2	0	0	6	4.6
KENTUCKY*	2/11																						
at Missouri*	2/15																						
LSU*	2/18																						
GEORGIA*	2/23																						
at Texas A&M*	2/25																						
OLE MISS*	3/1																						
at Tennessee*	3/4																						

\* indicates Southeastern Conference opponent





6-9 • 223 • So.

Forward

**DONTA HALL**

Luverne, Ala. (Luverne)

**CAREER HIGHS**

Points	15	USC Upstate (12/15/16)
Rebounds	12	vs. Valparaiso (11/21/16)
Assists	2	2X, last vs. USC Upstate (12/15/16)
Steals	3	at Creighton (3/15/16)
Blocks	5	3X, last at Creighton (3/15/16)
Minutes	25	at Oregon (12/11/16)
Field Goals	7	at Oregon (2.11/16)
FG Att.	9	at Oregon (12/11/16)
3-Point FG		
3-Point Att.		
Free Throws	4	2X, last vs. Mississippi State (1/28/17)
FT Att.	8	at Dayton (11/17/15)

**2016-17 SEASON HIGHS**

Points	15	USC Upstate (12/15/16)
Rebounds	12	vs. Valparaiso (11/21/16)
Assists	2	3X, last at Arkansas (2/1/17)
Steals	2	2X, last vs. Florida (1/10/17)
Blocks	4	3X, last at South Carolina (2/7/17)
Minutes	39	at South Carolina (2/7/17)
Field Goals	7	at Oregon (12/11/16)
FG Att.	9	at Oregon (12/11/16)
3-Point FG		
3-Point Att.		
Free Throws	4	Mississippi State (1/28/17)
FT Att.	6	2X, last vs. USC Upstate (12/15/16)

**MISCELLANEOUS STATS**

CATEGORY	2016-17	CAREER
Double-digit scoring	4	5
20+ point games		
Double-digit rebounding	1	2
Double-doubles		
Led UA in scoring	2	2
Led UA in rebounding	8	14
Led UA in three-pointers		
Led UA in assists	1	1
Led UA in steals	5	8
Led UA in blocks	12	31
5+ assist games		
3+ three-pointers		
3+ steal games		1
3+ block games	5	13

**2016-17 (SOPHOMORE SEASON)**

- Leads team in field goal percentage (.655), dunks (30), blocks (36) and is second in rebounding (5.7 rpg)
- Has led squad in rebounds in eight games this season, which is tops on the team
- Had 13 points on 6-of-7 field goals and three dunks in the win at LSU (1/14)
- Shot a perfect 6-of-6 from the field to finish with 12 points, including four dunks, while leading the team in rebounds (8) and steals (2) against No. 23 Florida (1/10)
- Set new career-high in scoring for the second consecutive game with 15 points in the win over USC Upstate (12/15)
- Made his first career start and responded with 14 points and career-highs in assists (2), field goals made (7) and attempted (9), dunks (5) and minutes (25) in the loss at Oregon (12/11)
- Pulled down a career-high 12 rebounds to go along with a season-best nine points against Valparaiso (11/21)
- Registered season-highs in blocks (4) and minutes played (39) in Alabama's 4OT win against South Carolina (2/7)
- Led the team in rebounding with 11 in Alabama's win over Georgia (1/25)
- Led the team in blocked shots (3) and finished with 6 points and 6 rebounds in the victory over Mississippi State (1/28)
- Registered a season-high in minutes (27) against Arkansas (2/1)
- Matched his season-high in blocks (4), while adding five points and four rebounds in the win over Arkansas State (12/21)
- Did not score a point but pulled down 11 rebounds – the second-most in his career – in the win at Georgia (1/25)
- Named to SEC First Year Academic Roll
- Played in 33 games last year
- Ranked second on the team and sixth in the SEC with 1.7 blocks per game
- Led the team in field goal percentage (.607), making 37-of-61 attempts on the season
- Ranked second in blocked shots per game among all SEC freshmen
- Scored a season-high 10 points while leading the team with eight rebounds and two blocks in just 16 minutes against Auburn (2/27)
- Matched his season high with five blocks at Creighton (3/15)
- Blocked five shots, matching his season high, against Ole Miss (3/10) and was a perfect 2-of-2 from the field
- Had five points, seven rebounds and season-highs of five blocked shots and 21 minutes of action vs. Arkansas (3/2)
- Recorded season-highs of 10 rebounds and two steals, while adding six points in the win over Texas A&M (2/10)

**HALL'S 2016-17 GAME-BY-GAME STATS**

OPPONENT	DATE	GS	MIN	FG	FGA	PCT	3FG	3FGA	PCT	FT	FTA	PCT	OFF	DEF	TOT	AVG	PF	A	TO	BLK	STL	PTS	AVG
COASTAL CAROLINA	11/11		12	1	3	.333	0	0	.000	0	0	.000	1	2	3	3.0	1	0	1	2	0	2	2.0
DAYTON	11/15		18	0	0	.000	0	0	.000	1	2	.500	3	2	5	4.0	3	0	0	0	0	1	1.5
BALL STATE	11/18		15	1	1	1.000	0	0	.000	1	4	.250	2	0	2	3.3	1	0	0	1	0	3	2.0
vs. Valparaiso	11/21		23	4	7	.571	0	0	.000	1	2	.500	3	9	12	5.5	3	0	2	2	1	9	3.8
vs. Saint Louis	11/23		23	1	3	.333	0	0	.000	1	2	.500	2	4	6	5.6	3	1	1	0	1	3	3.6
CHARLESTON SO.	11/29		14	2	2	1.000	0	0	.000	2	2	1.000	1	6	7	5.8	3	0	0	1	0	6	4.0
at Texas	12/2		19	1	1	1.000	0	0	.000	3	6	.500	1	4	5	5.7	3	1	0	4	0	5	4.1
at Oregon	12/11	*	25	7	9	.777	0	0	.000	0	0	.000	4	3	7	5.9	2	2	2	1	1	14	5.4
USC UPSTATE	12/15	*	20	6	7	.857	0	0	.000	3	6	.500	1	7	8	6.1	1	2	0	1	0	15	6.4
CLEMSON	12/18	*	23	1	3	.333	0	0	.000	0	0	.000	2	5	7	6.2	1	1	0	3	1	2	6.0
vs. Arkansas State	12/21	*	17	1	3	.333	0	0	.000	3	4	.750	2	2	4	6.0	4	0	0	4	1	5	5.9
STETSON	12/29	*	16	4	5	.800	0	0	.000	0	0	.000	2	2	4	5.8	1	0	2	2	2	8	6.1
at Mississippi State*	1/3	*	20	3	5	.600	0	0	.000	0	1	.000	2	3	5	5.8	1	0	1	1	0	6	6.1
VANDERBILT*	1/7	*	8	0	1	.000	0	0	.000	0	0	.000	1	1	2	5.5	2	0	2	1	0	0	5.6
FLORIDA*	1/10	*	15	6	6	1.000	0	0	.000	0	0	.000	4	4	8	5.7	5	1	0	1	2	12	6.1
at LSU*	1/14	*	21	6	7	.857	0	0	.000	1	1	1.000	1	1	2	5.4	2	0	1	1	1	13	6.5
MISSOURI*	1/18	*	16	1	2	.500	0	0	.000	1	4	.250	2	2	4	5.4	5	0	0	1	0	3	6.3
at Auburn*	1/21	*	9	2	2	1.000	0	0	.000	1	2	.500	1	1	2	5.2	4	0	1	1	1	5	6.2
at Georgia*	1/25	*	29	0	1	.000	0	0	.000	0	0	.000	2	9	11	5.5	2	1	0	1	1	0	5.9
MISSISSIPPI STATE*	1/28	*	22	1	3	.333	0	0	.000	4	4	1.000	1	5	6	5.5	2	1	1	3	0	6	5.9
at Arkansas*	2/1	*	27	3	6	.500	0	0	.000	0	1	.000	3	3	6	5.5	3	2	0	0	0	6	5.9
AUBURN*	2/4		20	1	1	1.000	0	0	.000	0	0	.000	2	5	7	5.6	0	0	1	1	0	2	5.7
at South Carolina*	2/7	*	39	3	6	.500	0	0	.000	2	2	1.000	2	5	7	5.7	4	0	4	4	0	8	5.8
KENTUCKY*	2/11																						
at Missouri*	2/15																						
LSU*	2/18																						
GEORGIA*	2/23																						
at Texas A&M*	2/25																						
OLE MISS*	3/1																						
at Tennessee*	3/4																						

\* indicates Southeastern Conference opponent

**HALL'S CAREER STATS**

YEAR	GP	GS	MIN	AVG	FG	FGA	PCT	3FG	3FGA	PCT	FT	FTA	PCT	OFF	DEF	TOT	AVG	PF	FO	AST	TO	BLK	STL	PTS	AVG
2015-16	33	0	421	12.8	37	61	.607	0	0	.000	19	44	.432	46	96	142	4.3	83	5	7	16	56	15	93	2.8
2016-17	23	15	451	19.6	55	84	.655	0	0	.000	24	43	.558	45	85	130	5.7	56	2	12	19	36	12	134	5.8
TOTAL	56	15	872	15.6	92	145	.634	0	0	.000	43	87	.494	91	181	272	4.9	139	7	19	35	92	27	227	4.1

**HALL'S CAREER SEC STATS**

YEAR	GP	GS	MIN	AVG	FG	FGA	PCT	3FG	3FGA	PCT	FT	FTA	PCT	OFF	DEF	TOT	AVG	PF	FO	AST	TO	BLK	STL	PTS	AVG
2015-16	18	0	227	12.6	19	34	.559	0	0	.000	8	21	.381	32	62	94	5.2	53	5	5	8	28	9	46	2.6
2016-17	11	10	226	20.5	26	40	.650	0	0	.000	9	15	.600	21	39	60	5.5	30	2	5	11	15	5	61	5.5
TOTAL	29	10	453	15.6	45	74	.608	0	0	.000	17	36	.472	53	101	154	5.3	83	7	10	19	43	14	107	3.7



12

6-5 • 205 • R-Fr.

Guard

## DAZON INGRAM

Theodore, Ala. (Theodore)

## CAREER HIGHS

Points	16	3X, last vs. Auburn (2/4/17)
Rebounds	10	2X, last vs. Vanderbilt (1/7/17)
Assists	7	2X, last at LSU (1/14/17)
Steals	5	Auburn (2/4/17)
Blocks	1	6X, last vs. Vanderbilt (1/7/17)
Minutes	37	Dayton (11/15/16)
Field Goals	8	Kennesaw State (11/13/15)
FG Att.	13	Kennesaw State (11/13/15)
3-Point FG	3	Coastal Carolina (11/11/16)
3-Point Att.	3	4X, last vs. Mississippi State (1/28/17)
Free Throws	12	Mississippi State (1/28/17)
FT Att.	12	Mississippi State (1/28/17)

## 2016-17 SEASON HIGHS

Points	16	2X, last vs. Auburn (2/4/17)
Rebounds	10	2X, last vs. Vanderbilt (1/7/17)
Assists	7	2X, last at LSU (1/14/17)
Steals	5	Auburn (2/4/17)
Blocks	1	5X, last vs. Vanderbilt (1/7/17)
Minutes	37	Dayton (11/15/16)
Field Goals	6	2X, last vs. Auburn (2/4/17)
FG Att.	12	vs. Vanderbilt (1/7/16)
3-Point FG	3	Coastal Carolina (11/11/16)
3-Point Att.	3	4X, last vs. Mississippi State (1/28/17)
Free Throws	12	Mississippi State (1/28/17)
FT Att.	12	Mississippi State (1/28/17)

## MISCELLANEOUS STATS

CATEGORY	2016-17	CAREER
Double-digit scoring	12	15
20+ point games		
Double-digit rebounding	2	2
Double-doubles	2	2
Led UA in scoring	3	3
Led UA in rebounding	2	5
Led UA in three-pointers	3	3
Led UA in assists	13	16
Led UA in steals	9	12
Led UA in blocks	3	4
5+ assist games	7	8
3+ three-pointers	1	1
3+ steal games	3	3
3+ block games		

## 2016-17 (REDSHIRT FRESHMAN SEASON)

- Leads team in assists (3.6 apg), steals (1.2 spg), and three-point field goal percentage (.464), second in scoring (10.1 ppg) and fourth in rebounds per game (4.6)
- Has seven games with five or more assists and 12 double-figure scoring games this season
- Compiled career-highs in points (16) and steals (5) against Auburn (2/4)
- Recorded his first career double-double with career highs of 16 points and 10 rebounds in the win vs. Stetson (12/29)
- Registered his second double-double (10 pts, 10 reb) of the season while adding five assists in the Tide's win against Vanderbilt (1/7)
- Recorded a career-high in made free-throws (12) and free-throws attempted (12) in Alabama's win over Mississippi State (1/28)
- Led Alabama in scoring (14 pts) against Arkansas (2/1)
- Had seven assists and no turnovers, to go along with five points, six rebounds and two steals win over LSU (1/14)
- Tallied 12 points and led the team in assists with three in the Tide's win over Missouri (1/18)
- Led Alabama in scoring (13 pts), assists (4) and rebounds (9) in the Tide's victory at Mississippi State (1/3)
- Registered a career-high seven assists and 37 minutes, while scoring 14 points vs. Dayton (11/15)
- Was one of three Alabama players to finish in double-figures (10 pts) in the win over Arkansas State (12/21)
- Led Alabama in scoring (12 pts) and assists (6) against Texas (12/2)
- Recorded a career-high three three-pointers and led Alabama in assists with five to go along with 11 points in the Crimson Tide's season opener against Coastal Carolina (11/11)
- Named to SEC First Year Academic Honor Roll
- Started each of the first seven contests last year, scoring in double-digits three times, before suffering a left foot injury in practice on Dec. 8 that sidelined him for the remainder of the 2015-16 season
- At the time of his injury, he led the team in rebounds (5.9 rpg) and assists (3.3 apg)
- Started and scored 16 points on 8-of-11 shooting in his first collegiate game vs. Kennesaw State (11/13) while adding six rebounds and four assists in 28 minutes
- The debut was the best opening game by an Alabama freshman since JaMychal Green went for 17 points and 12 rebounds in the 2008-09 season opener vs. Mercer (11/6/08)
- Was second on the team with five rebounds and recorded his first career block at Dayton (11/17)
- Scored 11 points and finished with eight rebounds in the win over then-No. 20 Wichita State (11/27)
- Named Mr. Basketball in the state of Alabama in 2015



## INGRAM'S 2016-17 GAME-BY-GAME STATS

OPPONENT	DATE	GS	MIN	FG	FGA	PCT	3FG	FGB	PCT	FT	FTA	PCT	OFF	DEF	TOT	AVG	PF	A	TO	BLK	STL	PTS	AVG
COASTAL CAROLINA	11/11	*	29	4	5	.800	3	3	1.000	0	2	.000	0	4	4	4.0	3	5	1	0	1	11	11.0
DAYTON	11/15	*	37	5	7	.714	0	2	.000	4	6	.666	1	2	3	3.5	3	7	2	0	1	14	12.5
BALL STATE	11/18	*	23	2	7	.286	0	1	.000	4	4	1.000	0	5	5	4.0	1	2	0	0	3	8	11.0
vs. Valparaiso	11/21	*	23	3	4	.750	0	0	.000	2	2	1.000	1	2	3	3.8	2	5	3	0	0	8	10.3
vs. Saint Louis	11/23	*	26	2	3	.666	0	1	.000	6	7	.857	0	5	5	4.0	3	2	5	1	2	10	10.2
CHARLESTON So.	11/29	*	20	4	6	.666	1	1	1.000	0	1	.000	1	1	2	3.7	1	4	1	0	1	9	10.0
at Texas	12/2	*	33	5	10	.500	1	3	.333	1	2	.500	1	5	6	4.0	2	6	3	0	2	12	10.3
at Oregon	12/11	*	26	3	6	.500	0	0	.000	2	4	.500	0	3	3	3.9	2	1	2	1	0	8	10.0
USC UPSTATE	12/15	*	22	2	5	.400	0	2	.000	3	5	.600	0	3	3	3.8	2	4	0	0	1	7	9.7
CLEMSON	12/18	*	25	0	2	.000	0	1	.000	3	5	.600	1	5	6	4.0	2	2	3	0	1	3	9.0
vs. Arkansas State	12/21	*	20	3	6	.500	1	1	1.000	3	5	.600	2	3	5	4.1	4	3	3	1	1	10	9.1
STETSON	12/29	*	29	6	9	.666	1	1	1.000	3	5	.600	3	7	10	4.6	2	4	3	0	1	16	9.7
at Mississippi State*	1/3	*	35	4	8	.500	0	0	.000	5	6	.833	1	8	9	4.9	1	4	2	1	0	13	9.9
VANDERBILT*	1/7	*	31	4	12	.333	0	2	.000	2	5	.400	4	6	10	5.3	0	5	2	1	2	10	9.9
FLORIDA*	1/10	*	30	1	1	1.000	0	0	.000	6	10	.600	0	2	2	5.1	3	2	7	0	0	8	9.8
at LSU*	1/14	*	18	1	3	.333	0	0	.000	4	8	.500	0	5	5	5.1	4	7	0	0	2	6	9.6
MISSOURI*	1/18	*	29	4	5	.800	2	3	.666	2	6	.333	1	3	4	5.0	3	3	4	0	0	12	9.7
at Auburn*	1/21	*	24	3	7	.428	1	2	.500	0	2	.000	0	4	4	4.9	3	3	4	0	0	7	9.6
at Georgia*	1/25	*	23	0	3	.000	0	0	.000	8	11	.727	1	2	3	4.8	3	1	3	2	0	8	9.5
MISSISSIPPI STATE*	1/28	*	33	1	9	.111	1	3	.333	12	12	1.000	1	0	1	4.7	1	6	2	0	3	15	9.8
at Arkansas*	2/1	*	23	5	7	.714	1	1	1.000	3	4	.750	0	3	3	4.6	3	1	3	0	0	14	10.0
AUBURN*	2/4	*	28	6	9	.666	1	1	1.000	3	6	.500	2	3	5	4.6	4	4	5	0	5	16	10.2
at South Carolina*	2/7	*	30	2	4	.500	0	0	.000	3	6	.500	1	4	5	4.6	5	1	6	0	1	7	10.1
KENTUCKY*	2/11																						
at Missouri*	2/15																						
LSU*	2/18																						
GEORGIA*	2/23																						
at Texas A&M*	2/25																						
OLE MISS*	3/1																						
at Tennessee*	3/4																						

\* indicates Southeastern Conference opponents

## INGRAM'S CAREER STATS

YEAR	GP	GS	MIN	AVG	FG	FGB	PCT	3FG	3FGB	PCT	FT	FTA	PCT	OFF	DEF	TOT	AVG	PF	FO	AST	TO	BLK	STL	PTS	AVG
2015-16	7	7	179	25.6	20	37	.541	1	2	.500	13	22	.591	6	35	41	5.9	24	2	23	24	3	8	54	7.7
2016-17	23	23	617	26.8	70	138	.507	13	28	.464	79	124	.637	21	85	106	4.6	57	1	82	64	7	27	232	10.1
TOTAL	30	30	796	26.5	90	175	.514	14	30	.467	92	146	.630	27	120	147	4.9	81	3	105	88	10	35	286	9.5

## INGRAM'S CAREER SEC STATS

YEAR	GP	GS	MIN	AVG	FG	FGB	PCT	3FG	3FGB	PCT	FT	FTA	PCT	OFF	DEF	TOT	AVG	PF	FO	AST	TO	BLK	STL	PTS	AVG
2015-16																									
2016-17	11	11	304	27.6	31	68	.456	6	12	.500	48	76	.632	11	40	51	4.6	30	1	37	38	4	13	116	10.5
TOTAL	11	11	304	27.6	31	68	.456	6	12	.500	48	76	.632	11	40	51	4.6	30	1	37	38	4	13	116	10.5



5-11 • 186 • So.

Guard

**AVERY JOHNSON JR.**

Dallas, Texas (Texas A&amp;M)

**CAREER HIGHS**

Points	23	at South Carolina (2/7/17)
Rebounds	6	at South Carolina (2/7/17)
Assists	6	Ball State (11/18/16)
Steals	3	2X, last vs. Clemson (12/18/16)
Blocks	1	Ball State (11/18/16)
Minutes	44	at South Carolina (2/7/17)
Field Goals	9	at South Carolina (2/7/17)
FG Att.	21	at South Carolina (2/7/17)
3-Point FG	5	at South Carolina (2/7/17)
3-Point Att.	10	at South Carolina (2/7/17)
Free Throws	4	Charleston Southern (11/29/16)
FT Att.	6	2X, last vs. Clemson (12/18/16)

**2016-17 SEASON HIGHS**

Points	23	at South Carolina (2/7/17)
Rebounds	6	at South Carolina (2/7/17)
Assists	6	2X, last vs. Stetson (12/29/16)
Steals	3	2X, last vs. Clemson (12/18/16)
Blocks	1	Ball State (11/18/16)
Minutes	44	at South Carolina (2/7/17)
Field Goals	9	at South Carolina (2/7/17)
FG Att.	21	at South Carolina (2/7/17)
3-Point FG	5	at South Carolina (2/7/17)
3-Point Att.	10	at South Carolina (2/7/17)
Free Throws	5	vs. Clemson (12/18/16)
FT Att.	6	2X, last vs. Clemson (12/18/16)

**MISCELLANEOUS STATS**

Category	2016-17	Career
Double-digit scoring	8	9
20+ point games	1	1
Double-digit rebounding		
Double-doubles		
Led team in scoring	4	4
Led team in rebounding	1	1
Led team in three-pointers	3	3
Led team in assists	6	6
Led team in steals	5	5
Led team in blocks		
5+ assist games	1	1
3+ three-pointers	3	3
3+ steal games	1	1
3+ block games		

**2016-17 (SOPHOMORE SEASON)**

- Established career-highs in points (23), rebounds (6), assists (6), minutes (44), field goals made (9) and attempted (21) and threes made (5) and attempted (10), in Alabama's 4OT win over South Carolina (2/7)
- Led Alabama in scoring with 17 points and matched his career-high three steals against Clemson (12/18)
- Led the team in scoring (13 pts) in Alabama's win over Mississippi State (1/3)
- Had a team-high 13 points in the Tide's win over Missouri (1/18)
- Registered 13 points, five rebounds, six assists, three steals and made three field goals beyond the arc against Ball State (11/18)
- Had 13 points and matched his career highs in rebounds (5) and field goals made (5) at Mississippi State (1/3)
- Scored 11 points in 23 minutes off the bench in the victory over Charleston Southern (11/29)
- Led the Tide in assists (6), while adding 10 points against Stetson (12/29)
- Registered 10 points in 16 minutes against Texas (12/2)
- Led Alabama in made three-pointers (2) against Auburn (1/21)
- Accounted for six points, four assists and four rebounds in a career-high 34 minutes in the win over Arkansas State (12/21)
- Scored his first career points (2) with the Crimson Tide against Dayton (11/15)
- Sat out the 2015-16 season due to NCAA transfer rules
- Played in 13 games during his lone season at Texas A&M playing in a limited role
- Saw a season-best 18 minutes of action on opening night, scoring 10 points on 5-of-9 shooting vs. Northwestern State (11/14)
- Rated as a three-star prospect by 247Sports.com as well as the No. 56 point guard recruit nationally in the class of 2014
- Three-year starter at John Cooper School (The Woodlands, Texas) before starting as a senior at Plano West High School, where he graduated in 2014
- Played for head coach Anthony Morgan at Plano West, where he averaged 15 points and four assists per game while leading the Wolves to the 2014 District 10-5A Championship
- Garnered first team all-district and all-region honors as well as being named Plano West's Team MVP

**JOHNSON'S 2016-17 GAME-BY-GAME STATS**

OPPONENT	DATE	GS	MIN	FG	FBA	PCT	3FG	FBA	PCT	FT	FTA	PCT	OFF	DEF	TOT	AVG	PF	A	TO	BLK	STL	PTS	AVG
COASTAL CAROLINA	11/11		4	0	2	.000	0	1	.000	0	0	.000	0	1	1	1.0	2	0	2	0	0	0	0.0
DAYTON	11/15		6	1	3	.333	0	1	.000	0	0	.000	0	1	1	1.0	2	0	1	0	0	2	1.0
BALL STATE	11/18		18	5	7	.714	3	3	1.000	0	0	.000	0	5	5	2.3	0	6	1	1	3	13	5.0
vs. Valparaiso	11/21		15	1	3	.333	0	1	.000	0	1	.000	0	0	0	1.8	2	1	0	0	0	2	4.3
vs. Saint Louis	11/23		12	1	4	.250	1	3	.333	0	0	.000	0	1	1	1.6	1	0	0	0	0	3	4.0
CHARLESTON SO.	11/29		23	3	7	.429	1	4	.250	4	6	.666	0	2	2	1.7	0	3	0	0	0	11	5.2
at Texas	12/2		16	4	6	.666	2	4	.500	0	0	.000	1	0	1	1.6	3	0	3	0	0	10	5.9
at Oregon	12/11		11	2	5	.400	0	2	.000	0	0	.000	0	0	0	1.4	4	0	1	0	0	4	5.6
USC UPSTATE	12/15		21	2	4	.500	0	1	.000	2	3	.666	0	0	0	1.2	0	1	0	0	0	6	5.7
CLEMSON	12/18		28	5	11	.454	2	4	.500	5	6	.833	1	0	1	1.2	3	2	2	0	3	17	6.8
vs. Arkansas State	12/21	*	34	3	12	.250	0	3	.000	0	0	.000	1	3	4	1.5	3	4	1	0	2	6	6.7
STETSON	12/29	*	27	3	10	.300	2	4	.500	2	2	1.000	0	2	2	1.5	4	6	1	0	1	10	7.0
at Mississippi State*	1/3	*	32	5	15	.333	1	4	.250	2	2	1.000	0	5	5	1.8	3	0	2	0	0	13	7.5
VANDERBILT*	1/7	*	20	2	7	.286	2	3	.666	0	0	.000	0	0	0	1.6	1	0	0	0	1	6	7.4
FLORIDA*	1/10	*	25	1	7	.142	0	2	.000	1	2	.500	1	1	2	1.7	1	3	3	0	1	3	7.1
at LSU*	1/14	*	15	0	6	.000	0	2	.000	2	2	1.000	0	0	0	1.6	1	1	1	0	0	2	6.8
MISSOURI*	1/18		20	4	7	.571	1	3	.333	4	4	1.000	0	1	1	1.5	2	1	0	0	2	13	7.1
at Auburn*	1/21		23	3	8	.375	2	4	.500	0	0	.000	1	1	2	1.6	3	1	0	0	0	8	7.2
at Georgia*	1/25		15	2	6	.333	0	3	.000	0	0	.000	0	0	0	1.5	0	2	1	0	1	4	7.0
MISSISSIPPI STATE*	1/28		13	1	5	.200	0	3	.000	0	0	.000	0	1	1	1.5	3	0	1	0	0	2	6.8
at Arkansas*	2/1		19	1	8	.125	1	2	.500	0	0	.000	0	1	1	1.4	2	1	1	0	0	3	6.6
AUBURN*	2/4		15	2	6	.333	1	3	.333	0	0	.000	1	0	1	1.4	0	0	1	0	0	5	6.5
at South Carolina*	2/7		44	9	21	.428	5	10	.500	0	0	.000	0	6	6	1.6	3	3	3	0	2	23	7.2
KENTUCKY*	2/11																						
at Missouri*	2/15																						
LSU*	2/18																						
GEORGIA*	2/23																						
at Texas A&M*	2/25																						
OLE MISS*	3/1																						
at Tennessee*	3/4																						

\* indicates Southeastern Conference opponent

**JOHNSON'S CAREER STATS**

YEAR	GP	GS	MIN	AVG	FG	FBA	PCT	3FG	3FBA	PCT	FT	FTA	PCT	OFF	DEF	TOT	AVG	PF	FO	AST	TO	BLK	STL	PTS	AVG
2014-15	13	0	56	4.3	7	20	.350	1	6	.167	3	5	.600	0	3	3	0.2	8	0	1	2	0	0	18	1.4
2016-17	23	6	456	19.8	60	170	.353	24	70	.343	22	28	.786	6	31	37	1.6	43	0	35	25	1	16	166	7.2
TOTAL	36	6	512	14.2	67	190	.353	25	76	.329	25	33	.758	6	34	40	1.1	51	0	36	27	1	16	184	5.1

**JOHNSON'S CAREER SEC STATS**

YEAR	GP	GS	MIN	AVG	FG	FBA	PCT	3FG	3FBA	PCT	FT	FTA	PCT	OFF	DEF	TOT	AVG	PF	FO	AST	TO	BLK	STL	PTS	AVG
2014-15	4	0	6	1.5	0	0	.000	0	0	.000	1	2	.500	0	0	0	0.0	2	0	1	0	0	0	1	0.3
2016-17	11	4	241	21.9	30	96	.313	13	39	.333	9	10	.900	3	16	19	1.7	19	0	12	13	0	7	82	7.5
TOTAL	15	4	247	16.5	30	96	.313	13	39	.333	10	12	.833	3	16	19	1.3	21	0	13	13	0	7	83	5.5





25

6-8 • 225 • Fr.

Forward

**BRAXTON KEY**

Charlotte, N.C. (Oak Hill Academy)

**CAREER HIGHS**

Points	26	at Georgia (1/26/17)
Rebounds	11	vs. Vanderbilt (1/7/17)
Assists	5	USC Upstate (12/15/16)
Steals	3	at Mississippi State (1/3/17)
Blocks	2	4X, last vs. Auburn (2/4/17)
Minutes	37	2X, last vs. Auburn (2/4/17)
Field Goals	8	Florida (1/10/17)
FG Att.	17	Florida (1/10/17)
3-Point FG	3	3X, last at Georgia (1/26/17)
3-Point Att.	5	4X, last vs. Auburn (2/4/17)
Free Throws	10	Mississippi State (1/28/17)
FT Att.	14	Mississippi State (1/28/17)

**2016-17 SEASON HIGHS**


Points	26	at Georgia (1/26/17)
Rebounds	11	vs. Vanderbilt (1/7/17)
Assists	5	USC Upstate (12/15/16)
Steals	3	at Mississippi State (1/3/17)
Blocks	2	4X, last vs. Auburn (2/4/17)
Minutes	37	2X, last vs. Auburn (2/4/17)
Field Goals	8	Florida (1/10/17)
FG Att.	17	Florida (1/10/17)
3-Point FG	3	3X, last at Georgia (1/26/17)
3-Point Att.	5	4X, last vs. Auburn (2/4/17)
Free Throws	10	Mississippi State (1/28/17)
FT Att.	14	Mississippi State (1/28/17)

**MISCELLANEOUS STATS**

CATEGORY	2016-17	CAREER
Double-digit scoring	13	13
20+ point games	2	2
Double-digit rebounding	1	1
Double-doubles		
Led UA in scoring	8	8
Led UA in rebounding	4	4
Led UA in three-pointers	7	7
Led UA in assists	6	6
Led UA in steals	3	3
Led UA in blocks	7	7
5+ assist games	1	1
3+ three-pointers	3	3
3+ steal games		
3+ block games		

**2016-17 (FRESHMAN SEASON)**

- Was named SEC Freshman of the Week (1/30)
- Leads team in scoring (11.8), rebounding (6.0 rpg), minutes (28.2 mpg), and is second in assists (2.2 apg)
- His 13 double-figure scoring games this season tops the team
- Averaging 14.2 points and 7.0 rebounds per game through 11 games of Southeastern Conference play
- Set a new career-high in scoring (26 pts), minutes (37), made free-throws (9) and free-throws attempted (13) in Alabama's win over Georgia (1/25)
- Scored 24 points in 35 minutes, while setting career highs in field goals made (8) and attempted (17) vs. Florida (1/10)
- Led Alabama in scoring (18 pts), assists (3) and blocks (1) against Auburn (1/21)
- Led the team in scoring (19 pts) in the Tide's win over Mississippi State (1/28)
- Finished with 18 points and nine rebounds, while knocking down season highs in free throws made (10) and attempted (14) vs. Mississippi State
- Led the Tide 17 points, four assists and a pair of blocks against Auburn (2/4)
- Led the Tide in scoring (16 pts) and blocks (2), while making his first career start at Alabama against Saint Louis (11/23)
- Registered 15 points and had season highs of six rebounds and 6-of-9 shooting from the foul line vs. Dayton (11/15)
- Pulled down a career-best 11 rebounds to go along with seven points in Alabama's win over Vanderbilt (1/7)
- Recorded a season-high five assists to go along with 10 points and nine boards vs. USC Upstate (12/15)
- Recorded six points, four rebounds and three assists in 29 minutes in his Crimson Tide debut vs. Coastal Carolina (11/11)
- A consensus four-star recruit from all four major national recruiting services (Scout, ESPN, Rivals and 247Sports)
- Listed as the No. 13 small forward, the No. 68 overall player and the No. 2 player in the state of Virginia by 247Sports.com
- Ranked as the No. 33 player in the 2016 ESPN top-100 prospects list
- Named the Most Outstanding Player of the DICK's Nationals Tournament, where he led Oak Hill to the national championship and a 45-1 overall record
- Had a game-high 20 points and nine rebounds in the national championship game against La Lumiere
- Scored a season-high 23 points against Orangeville Prep
- A two-time Class AA Mr. Basketball in the state of Tennessee (2014 and 2015)
- Averaged 20.7 points, 10.5 rebounds and 4.9 assists in leading Christ Presbyterian to a state title in the 2014-15 season, two semifinal appearances and a combined 103-10 record over the three seasons

**KEY'S 2016-17 GAME-BY-GAME STATS**

OPPONENT	DATE	GS	MIN	FG	FBA	PCT	3FG	FBA	PCT	FT	FTA	PCT	OFF	DEF	TOT	AVG	PF	A	TO	BLK	STL	PTS	AVG
COASTAL CAROLINA	11/11	29	3	4	.750	0	1	.000	0	0	.000	1	3	4	4.0	2	3	1	0	2	6	6.0	
DAYTON	11/15	26	4	8	.500	1	2	.500	6	9	.666	2	4	6	5.0	4	1	1	1	0	15	10.5	
BALL STATE	11/18	19	2	3	.666	1	1	1.000	0	0	.000	0	1	1	3.7	1	0	2	0	0	5	8.7	
vs. Valparaiso	11/21	23	3	6	.500	1	1	1.000	1	2	.500	0	2	2	3.3	1	2	0	1	0	8	8.5	
vs. Saint Louis	11/23	*	30	6	10	.600	3	4	.750	1	2	.500	0	2	2	3.0	3	1	4	2	1	16	10.0
CHARLESTON SO.	11/29	*	19	6	8	.750	2	4	.500	0	2	.000	2	4	6	3.5	2	3	2	2	0	14	10.7
at Texas	12/2	*	34	3	11	.272	1	5	.200	2	6	.333	1	6	7	4.0	4	1	1	0	0	9	10.4
at Oregon	12/11	*	28	3	8	.375	0	3	.000	0	0	.000	2	2	4	4.0	2	2	5	1	1	6	9.9
USC UPSTATE	12/15	*	26	5	9	.555	0	2	.000	0	2	.000	3	6	9	4.6	1	5	3	1	0	10	9.9
CLEMSON	12/18	*	27	2	11	.181	0	4	.000	2	2	1.000	1	2	3	4.4	1	1	1	0	1	6	9.5
vs. Arkansas State	12/21	*	29	5	8	.625	1	1	1.000	0	0	.000	2	5	7	4.6	3	2	4	2	1	11	9.6
STETSON	12/29	*	21	4	10	.400	0	1	.000	2	4	.500	4	5	9	5.0	2	4	5	0	1	10	9.7
at Mississippi State*	1/3	*	20	3	5	.600	1	2	.500	2	2	1.000	2	4	6	5.1	4	1	5	0	3	9	9.6
VANDERBILT*	1/7	*	33	2	7	.286	1	2	.500	2	2	1.000	4	7	11	5.5	3	1	1	0	0	7	9.4
FLORIDA*	1/10	*	35	8	17	.470	3	4	.750	5	8	.625	2	3	5	5.5	2	1	4	1	1	24	10.4
at LSU*	1/14	*	33	2	12	.166	0	5	.000	3	5	.600	2	7	9	5.7	5	3	1	0	1	7	10.2
MISSOURI*	1/18	*	24	4	9	.444	2	5	.400	1	2	.500	2	5	7	5.8	3	3	4	0	1	11	10.2
at Auburn*	1/21	*	28	5	12	.416	1	4	.250	7	10	.700	1	3	4	5.7	2	3	4	1	0	18	10.7
at Georgia*	1/25	*	37	7	11	.636	3	4	.750	9	13	.692	3	6	9	5.8	1	2	3		0	26	11.5
MISSISSIPPI STATE*	1/28	*	34	4	13	.307	1	4	.250	10	14	.714	3	6	9	6.0	2	1	5	1	1	19	11.9
at Arkansas*	2/1	*	31	2	8	.250	2	4	.500	6	8	.750	1	3	4	5.9	4	2	4	0	2	12	11.9
AUBURN*	2/4	*	37	4	12	.250	1	5	.200	8	11	.727	3	4	7	6.0	4	4	3	2	0	17	12.1
at South Carolina*	2/7	*	26	3	6	.500	0	2	.000	0	3	.000	1	5	6	6.0	5	2	4	0	0	6	11.8
KENTUCKY*	2/11																						
at Missouri*	2/15																						
LSU*	2/18																						
GEORGIA*	2/23																						
at Texas A&M*	2/25																						
OLE MISS*	3/1																						
at Tennessee*	3/4																						

\* indicates Southeastern Conference opponent

**KEY'S CAREER STATS**

YEAR	GP	GS	MIN	AVG	FG	FBA	PCT	3FG	3FBA	PCT	FT	FTA	PCT	OFF	DEF	TOT	AVG	PF	FO	AST	TO	BLK	STL	PTS	AVG
2016-17	23	19	649	28.2	90	208	.433	25	70	.357	67	107	.626	42	95	137	6.0	61	2	48	67	15	16	272	11.8
TOTAL	23	19	649	28.2	90	208	.433	25	70	.357	67	107	.626	42	95	137	6.0	61	2	48	67	15	16	272	11.8

**KEY'S CAREER SEC STATS**

YEAR	GP	GS	MIN	AVG	FG	FBA	PCT	3FG	3FBA	PCT	FT	FTA	PCT	OFF	DEF	TOT	AVG	PF	FO	AST	TO	BLK	STL	PTS	AVG
2016-17	11	11	338	30.7	44	112	.393	15	41	.366	53	78	.679	24	53	77	7.0	35	2	23	38	5	9	156	14.2
TOTAL	11	11	338	30.7	44	112	.393	15	41	.366	53	78	.679	24	53	77	7.0	35	2	23	38	5	9	156	14.2



6-7 • 228 • Jr.

G/F

## NICK KING

Memphis, Tenn. (Memphis)

## CAREER HIGHS

Points	23	Oklahoma State (11/19/13)
Rebounds	10	Western Illinois (12/23/14)
Assists	3	2x, last vs. Stephen F. Austin (12/2/14)
Steals	4	2x, last vs. Gonzaga (1/31/15)
Blocks	3	Siena (11/28/13)
Minutes	29	Wichita State (11/18/14)
Field Goals	8	vs. Oklahoma State (11/19/13)
FG Att.	13	2x, last vs. East Carolina (2/10/15)
3-Point FG	2	2x, last vs. SMU (2/26/15)
3-Point Att.	3	2x, last vs. Tulsa (2/28/15)
Free Throws	6	2x, last vs. LeMoyne-Owen (1/18/14)
FT Att.	12	Nicholls State (11/23/13)

## 2016-17 SEASON HIGHS

Points	9	Saint Louis (11/23/16)
Rebounds	5	2X, last vs. Charleston So. (11/29/16)
Assists	1	2X, last vs. Charleston So. (11/29/16)
Steals	2	Ball State (11/18/16)
Blocks	2	Coastal Carolina (11/11/16)
Minutes	19	vs. Saint Louis (11/23/16)
Field Goals	3	2x, last vs. Saint Louis (11/23/16)
FG Att.	6	2x, last vs. Valparaiso (11/21/16)
3-Point FG	1	3x, last at Texas (12/2/16)
3-Point Att.	4	vs. Valparaiso (11/21/16)
Free Throws	2	2x, last vs. Saint Louis (11/23/16)
FT Att.	3	Ball State (11/18/16)

## MISCELLANEOUS STATS

Category	2016-17	Career
Double-digit scoring		15
20+ point games		1
Double-digit rebounding		1
Double-doubles		1
Led UA in scoring		7
Led UA in rebounding		8
Led UA in three-pointers		
Led UA in assists		2
Led UA in steals		4
Led UA in blocks		3
5+ assist games		
3+ three-pointers		
3+ steal games		5
3+ block games		1

## 2016-17 (JUNIOR SEASON)

- Out indefinitely and has missed 16 straight games with a lung infection
- Made his first start at Alabama against Charleston Southern (11/29)
- Registered a season-high nine points in Alabama's victory over Saint Louis (11/23)
- Had seven points and five rebounds vs. Valparaiso (11/21)
- Scored his first points (2) of the season against Ball State (11/18)
- Recorded two blocks in just four minutes in Alabama's season opener against Coastal Carolina (11/11)
- Sat out the 2015-16 season due to NCAA transfer rules.
- Saw action in 62 games in two seasons at Memphis (14.6 minutes per game)
- Averaged 5.9 points and 4.0 rebounds
- Shot 44.8 percent from the floor, 27.5 percent from the three-point arc and 57.2 percent from the free throw line
- Had 40 assists, 19 blocked shots and 34 steals
- Had 15 double-figure scoring games and 28 games with five or more rebounds
- Earned Tiger Academic 30 distinction for the 2013 fall semester, which honors the top grade-point average from each team for a semester
- Named to the Tiger 3.0 Club for the 2014 spring and 2013 fall semesters
- Helped the team to an NCAA Tournament at-large berth and advanced to the third round in 2014
- Played in 28 games (18.9 minutes per game) as a sophomore, making seven starts
- Averaged 7.2 points and 4.8 rebounds
- Team's fifth-leading scorer and fourth-leading rebounder
- Shot 40.4 percent from the field, 25.0 from the three-point line and 63.5 percent from the free throw line
- Had 10 double-figure scoring games and 16 contests with five or more boards
- Averaged 4.9 points, 3.3 rebounds and shot 51.8 percent from the field
- Had five double-figure scoring games and 12 contests with five or more boards in his first collegiate season
- Had 11 points and five assists in 22 minutes during the exhibition game against Faulkner (11/3)



## KING'S 2016-17 GAME-BY-GAME STATS

OPPONENT	DATE	GS	MIN	FG	FBA	PCT	3FG	FBA	PCT	FT	FTA	PCT	OFF	DEF	TOT	AVG	PF	A	TO	BLK	STL	PTS	AVG
COASTAL CAROLINA	11/11		4	0	0	.000	0	0	.000	0	0	.000	0	1	1	1.0	0	0	0	2	1	0	0.0
DAYTON	11/15		8	0	2	.000	0	1	.000	0	0	.000	0	1	1	1.0	0	1	2	0	0	0	0.0
BALL STATE	11/18		13	0	6	.000	0	1	.000	2	3	.666	1	2	3	1.7	0	1	2	0	2	2	0.7
vs. Valparaiso	11/21		13	3	6	.500	1	4	.250	0	0	.000	1	4	5	2.5	2	0	2	0	0	7	2.3
vs. Saint Louis	11/23		19	3	5	.600	1	3	.333	2	2	1.000	0	4	4	2.8	0	0	0	0	1	9	3.6
CHARLESTON SO.	11/29	*	17	1	4	.250	0	3	.000	0	1	.000	1	4	5	3.2	0	1	0	0	1	2	3.3
at Texas	12/2	*	15	1	2	.500	1	1	1.000	0	0	.000	0	1	1	2.9	1	0	1	0	0	3	3.3
at Oregon	12/11								DNP - ILLNESS														
USC UPSTATE	12/15								DNP - ILLNESS														
CLEMSON	12/18								DNP - ILLNESS														
vs. Arkansas State	12/21								DNP - ILLNESS														
STETSON	12/29								DNP - ILLNESS														
at Mississippi State*	1/3								DNP - ILLNESS														
VANDERBILT*	1/7								DNP - ILLNESS														
FLORIDA*	1/10								DNP - ILLNESS														
at LSU*	1/14								DNP - ILLNESS														
MISSOURI*	1/18								DNP - ILLNESS														
at Auburn*	1/21								DNP - ILLNESS														
at Georgia*	1/25								DNP - ILLNESS														
MISSISSIPPI STATE*	1/28								DNP - ILLNESS														
at Arkansas*	2/1								DNP - ILLNESS														
AUBURN*	2/4								DNP - ILLNESS														
at South Carolina*	2/7								DNP - ILLNESS														
KENTUCKY*	2/11								DNP - ILLNESS														
at Missouri*	2/15								DNP - ILLNESS														
LSU*	2/18								DNP - ILLNESS														
GEORGIA*	2/23								DNP - ILLNESS														
at Texas A&M*	2/25								DNP - ILLNESS														
OLE MISS*	3/1								DNP - ILLNESS														
at Tennessee*	3/4								DNP - ILLNESS														

\* indicates Southeastern Conference opponent

## KING'S CAREER STATS

YEAR	GP	GS	MIN	AVG	FG	FBA	PCT	3FG	3FBA	PCT	FT	FTA	PCT	OFF	DEF	TOT	AVG	PF	FO	AST	TO	BLK	STL	PTS	AVG
2013-14	34	0	377	11.1	59	114	.518	5	16	.313	44	85	.518	47	65	112	3.3	35	0	12	18	10	18	167	4.9
2014-15	28	7	528	18.9	74	183	.404	6	24	.250	47	74	.635	51	83	134	4.8	41	0	28	29	9	16	201	7.2
2016-17	7	2	89	12.7	8	25	.320	3	13	.231	4	6	.667	3	17	20	2.9	3	0	3	7	2	5	23	3.3
TOTAL	69	9	994	14.4	141	322	.438	14	53	.264	95	165	.576	101	165	266	3.9	79	0	43	54	21	39	391	5.7

## KING'S CAREER SEC STATS

YEAR	GP	GS	MIN	AVG	FG	FBA	PCT	3FG	3FBA	PCT	FT	FTA	PCT	OFF	DEF	TOT	AVG	PF	FO	AST	TO	BLK	STL	PTS	AVG
2016-17																									
TOTAL																									



6-7 • 205 • Jr.

G/F

## RILEY NORRIS

Albertville, Ala. (Albertville)

## CAREER HIGHS

Points	27	South Carolina (1/13/16)
Rebounds	16	at LSU (2/17/16)
Assists	3	at Georgia (3/5/16)
Steals	3	4X, last vs. Auburn (2/4/17)
Blocks	2	vs. Jacksonville State (12/29/15)
Minutes	46	at South Carolina (2/7/17)
Field Goals	9	South Carolina (1/13/16)
FG Att.	16	South Carolina (1/13/16)
3-Point FG	8	South Carolina (1/13/16)
3-Point Att.	11	South Carolina (1/13/16)
Free Throws	8	Louisiana (11/20/15)
FT Att.	10	Louisiana (11/20/15)

## 2016-17 SEASON HIGHS

Points	20	at LSU (1/14/17)
Rebounds	14	at South Carolina (2/7/17)
Assists	4	at South Carolina (2/7/17)
Steals	3	2X, last vs. Auburn (2/4/17)
Blocks	1	2X, last vs. Mississippi State (1/28/17)
Minutes	46	at South Carolina (2/7/17)
Field Goals	7	Stetson (12/29/16)
FG Att.	12	at LSU (1/14/17)
3-Point FG	3	4X, last vs. Mississippi State (1/28/17)
3-Point Att.	7	at LSU (1/14/17)
Free Throws	5	2X, last at South Carolina (2/7/17)
FT Att.	5	2X, last at South Carolina (2/7/17)

## MISCELLANEOUS STATS

CATEGORY	2016-17	CAREER
Double-digit scoring	10	28
20+ point games	1	2
Double-digit rebounding	1	8
Double-doubles	1	5
Led UA in scoring	3	7
Led UA in rebounding	3	20
Led UA in three-pointers	9	22
Led UA in assists	2	7
Led UA in steals	4	17
Led UA in blocks		5
5+ assist games		
3+ three-pointers	4	12
3+ steal games	1	3
3+ block games		

## 2016-17 JUNIOR SEASON

- Second on the team in made three-pointers (30), while topping the team in three-pointers attempted (96)
- Owns 10 double-figure scoring games, eight of which have come over the Tide's last 12 games
- Ranks third on the team in scoring (9.0 ppg)
- Had first double-double of the season and third of his career with 14 rebounds and 11 points in a career-high 46 minutes in Alabama's 4OT victory over South Carolina (2/7)
- Established a season-high 20 points in the victory at LSU (1/14)
- Registered 15 points in the win at Georgia (1/25)
- Had 13 points in the win over Mississippi State (1/28)
- Led the team in scoring (13 pts) and made three-pointers (2) in the win over Missouri (1/18)
- Scored 18 points vs. Stetson (12/29)
- Recorded 14 points in Alabama's season opener against Coastal Carolina (11/11)
- Collected 11 points, including a clutch three-pointer to seal the win at Mississippi State (1/3)
- Led the team in rebounds with a season-high (9), while tallying eight points against Arkansas State (12/21)
- Scored a team high 10 points against Valparaiso (11/21)
- Registered nine points against Texas (12/2)
- Played in 33 games for the Tide last year, starting 19 contests
- Led the team in rebounding (5.3) and double-doubles (3), and was second in three-point shooting (.375)
- In SEC play, he led the team with 6.1 rebounds per game and 38 percent (30-of-79) shooting from behind the arc to go along with 8.3 ppg
- Earned his first start of the season and responded with a school record-tying eight three-pointers and a career-high 27 points in the win over South Carolina (1/16)
- Also established career high numbers of 9-of-16 shooting from the floor and 8-of-11 from deep against the Gamecocks on his way to becoming the sixth player in school history, and the first since Mykal Riley on March 13, 2008, to hit eight treys in a game
- Recorded his first double-double of the year with 10 points and a game-high 11 rebounds against Jacksonville State (12/29) while also blocking two shots in a career-high 41 minutes
- Recorded his second double-double of the season against LSU (1/23) with a 10 points and a team-high 10 rebounds ... set a career high with 16 rebounds in the win at LSU (2/17)
- Led the team with a career-high 13 rebounds to go along with six points and two steals against Tennessee (1/26)



## NORRIS' 2016-17 GAME-BY-GAME STATS

OPPONENT	DATE	GS	MIN	FG	FBA	PCT	3FG	FBA	PCT	FT	FTA	PCT	OFF	DEF	TOT	AVG	PF	A	TO	BLK	STL	PTS	AVG
COASTAL CAROLINA	11/11	*	29	4	9	.444	3	5	.600	3	4	.750	2	3	5	5.0	0	0	2	1	0	14	14.0
DAYTON	11/15	*	27	2	10	.200	2	6	.333	2	4	.500	3	2	5	5.0	4	1	1	0	0	8	11.0
BALL STATE	11/18	*	16	1	4	.250	0	2	.000	2	2	1.000	2	1	3	4.3	2	1	0	0	3	4	8.7
vs. Valparaiso	11/21	*	28	3	6	.500	2	4	.500	2	2	1.000	3	2	5	4.5	3	1	1	0	0	10	9.0
vs. Saint Louis	11/23	*	18	1	5	.200	1	3	.333	0	0	.000	1	0	1	3.8	3	1	1	0	2	3	7.8
CHARLESTON SO.	11/29		14	3	6	.500	1	3	.333	1	1	1.000	1	1	2	3.5	2	2	0	0	1	8	7.8
at Texas	12/2		26	3	6	.500	1	4	.250	2	2	1.000	2	1	3	3.4	2	2	1	0	1	9	8.0
at Oregon	12/11		29	0	3	.000	0	2	.000	0	0	.000	1	6	7	3.9	2	2	0	0	2	0	7.0
USC UPSTATE	12/15		19	4	8	.500	1	4	.250	0	0	.000	3	1	4	3.9	1	0	1	0	0	9	7.2
CLEMSON	12/18		20	1	4	.250	0	2	.000	0	0	.000	1	2	3	3.8	0	1	1	0	1	2	6.7
vs. Arkansas State	12/21	*	29	3	8	.375	0	3	.000	2	3	.666	3	6	9	4.3	1	0	2	0	0	8	6.8
STETSON	12/29	*	29	7	11	.636	3	6	.500	1	1	1.000	0	3	3	4.2	2	2	0	0	1	18	7.8
at Mississippi State*	1/3	*	32	3	9	.333	1	4	.250	4	4	1.000	2	0	2	4.0	4	1	2	0	0	11	8.0
VANDERBILT*	1/7	*	19	0	5	.000	0	4	.000	0	0	.000	0	2	2	3.9	0	0	0	0	0	0	7.4
FLORIDA*	1/10	*	26	1	4	.250	0	2	.000	1	4	.250	0	2	2	3.7	4	0	2	0	1	3	7.1
at LSU*	1/14	*	35	6	12	.500	3	7	.428	5	5	1.000	2	3	5	3.8	2	0	0	0	1	20	7.9
MISSOURI*	1/18	*	34	5	10	.500	2	5	.400	1	4	.250	2	2	4	3.8	1	1	2	0	1	13	8.2
at Auburn*	1/21	*	33	4	10	.400	2	6	.333	0	0	.000	1	1	2	3.7	3	0	2	0	1	10	8.3
at Georgia*	1/25	*	33	5	7	.714	2	3	.666	3	4	.750	0	3	3	3.7	4	0	0	0	0	15	8.7
MISSISSIPPI STATE*	1/28	*	34	4	11	.363	3	5	.600	2	2	1.000	0	2	2	3.6	2	1	1	1	1	13	8.9
at Arkansas*	2/1	*	24	3	5	.600	2	4	.500	0	0	.000	1	2	3	3.6	2	0	2	0	2	8	8.9
AUBURN*	2/4	*	31	4	15	.266	1	10	.100	0	0	.000	1	1	2	3.5	4	0	2	0	3	9	8.9
at South Carolina*	2/7	*	46	3	9	.333	0	2	.000	5	5	1.000	2	12	14	4.0	3	4	0	0	0	11	9.0
KENTUCKY*	2/11																						
at Missouri*	2/15																						
LSU*	2/18																						
GEORGIA*	2/23																						
at Texas A&M*	2/25																						
OLE MISS*	3/1																						
at Tennessee*	3/4																						

\* indicates Southeastern Conference opponent

## NORRIS' CAREER STATS

YEAR	GP	GS	MIN	AVG	FG	FBA	PCT	3FG	3FBA	PCT	FT	FTA	PCT	OFF	DEF	TOT	AVG	PF	FO	AST	TO	BLK	STL	PTS	AVG
2014-15	34	8	712	20.9	55	145	.379	25	74	.338	26	43	.605	40	102	142	4.2	79	1	22	31	7	21	161	4.7
2015-16	33	19	930	28.2	77	208	.370	45	120	.375	47	72	.653	54	122	176	5.3	64	0	23	39	8	26	246	7.5
2016-17	23	18	631	27.4	70	177	.395	30	96	.313	36	47	.766	33	58	91	4.0	51	0	20	23	2	21	206	9.0
TOTAL	90	45	2273	25.3	202	530	.381	100	290	.345	109	162	.673	127	282	409	4.5	194	1	65	93	17	68	613	6.8

## NORRIS' CAREER SEC STATS

YEAR	GP	GS	MIN	AVG	FG	FBA	PCT	3FG	3FBA	PCT	FT	FTA	PCT	OFF	DEF	TOT	AVG	PF	FO	AST	TO	BLK	STL	PTS	AVG
2014-15	18	4	381	21.2	24	75	.320	13	42	.310	14	25	.560	20	52	72	4.0	41	1	11	18	2	8	75	4.2
2015-16	18	16	569	31.6	50	131	.382	30	79	.380	20	32	.625	34	76	110	6.1	38	0	15	25	3	16	150	8.3
2016-17	11	11	347	31.5	38	97	.392	16	52	.308	21	28	.750	11	30	41	3.7	29	0	7	13	1	10	113	10.3
TOTAL	47	31	1297	27.6	112	303	.370	59	173	.341	55	85	.647	65	158	223	4.7	108	1	33	56	6	34	338	7.2





21

6-7 • 235 • Gr.

Forward

**BOLA OLANIYAN**

Nagos, Nigeria (Southern Illinois)

**CAREER HIGHS**

Points	17	at Missouri State (1/24/16)
Rebounds	16	at Wichita State (2/3/16)
Assists	4	Indiana State (1/29/14)
Steals	3	2X, last vs. Charleston So. (11/29/16)
Blocks	2	at Northern Iowa (1/7/14)
Minutes	33	2x, last at Drake (1/17/16)
Field Goals	7	at Missouri State (1/24/16)
FG Att.	13	Indiana State (1/10/15)
3-Point FG		
3-Point Att.		
Free Throws	8	at Sam Houston St. (11/21/15)
FT Att.	8	3x, last vs. Drake (2/13/16)

**2016-17 SEASON HIGHS**


Points	7	2X, last at Auburn (1/21/17)
Rebounds	13	Stetson (12/29/16)
Assists	3	at Auburn (1/21/17)
Steals	3	2X, last vs. Mississippi State (1/28/17)
Blocks	1	vs. Arkansas State (12/21/16)
Minutes	22	4X, last vs. Mississippi State (1/28/17)
Field Goals	3	3X, last vs. Mississippi State (1/28/17)
FG Att.	6	Vanderbilt (1/7/17)
3-Point FG		
3-Point Att.		
Free Throws	2	6X, last at Georgia (1/25/17)
FT Att.	4	at LSU (1/14/17)

**MISCELLANEOUS STATS**

CATEGORY	2016-17	CAREER
Double-digit scoring		16
20+ point games		
Double-digit rebounding	4	25
Double-doubles		10
Led UA in scoring		
Led UA in rebounding	6	6
Led UA in three-pointers		
Led UA in assists	1	1
Led UA in steals	5	5
Led UA in blocks		
5+ assist games		
3+ three-pointers	1	1
3+ steal games	1	1
3+ block games		

**2016-17 (SENIOR SEASON)**

- Recorded double-digit rebounds 25 times in his career and four times this season
- Third on the team in rebounds (5.5 rpg) and third in steals (16)
- Ranks third in SEC in league games only in offensive rebounds per game (3.2)
- During conference play, he is second the team and ranks eighth in SEC in rebounds per game (6.7)
- Led the team in rebounds (11) to go along with six points and three steals vs. Mississippi State (1/28)
- Registered a team-high in rebounds (11), assists (3) and steals (2) against Auburn (1/21)
- Recorded a season-high 13 boards in the Tide's win over Stetson (12/29)
- Tallied eight rebounds and a season-high seven points in Alabama's victory over Vanderbilt (1/7)
- Had 10 boards to go along with four points vs. USC Upstate (12/15)
- Matched his career-high in steals (3) in Alabama's victory over Charleston Southern (11/29)
- Scored six points and four boards in 13 minutes in the Tide's season opener vs. Coastal Carolina (11/11)
- Fifth-year transfer from Southern Illinois who is eligible to compete immediately, per NCAA transfer rules
- Played 29 games making 26 starts last season
- Named to Missouri Valley Conference Most Improved Team following the season
- Averaged 7.8 points and 8.8 rebounds per game
- Scored in double figures nine times including a team-leading six double-doubles
- Led the conference and ranked 66th nationally in offensive rebounding (3.0)
- Was second in the league and 67th in the country in rebounds per game
- Also topped the squad in field goal percentage at 56.6 percent (86-of-152)
- Grabbed 14 boards and scored 11 points at Drake (1/17)
- Scored a career-high 17 points at Missouri State (1/24)
- Grabbed a career-high 16 rebounds at Wichita State (2/3)
- Scored 12 points and added 10 rebounds against Drake (2/13)
- Scored 13 points to go along with 12 rebounds at Evansville (2/20) for his third consecutive double-double
- Recovered 13 rebounds and scored 13 points against Missouri State (2/27)

**OLANIYAN'S 2016-17 GAME-BY-GAME STATS**

OPPONENT	DATE	GS	MIN	FG	FBA	PCT	3FG	FBA	PCT	FT	FTA	PCT	OFF	DEF	TOT	AVG	PF	A	TO	BLK	STL	PTS	AVG
COASTAL CAROLINA	11/11		13	2	2	1.000	0	0	.000	2	3	.667	2	2	4	4.0	4	0	2	0	0	6	6.0
DAYTON	11/15	*	9	0	0	.000	0	0	.000	0	0	.000	0	3	3	3.5	1	0	0	0	0	0	3.0
BALL STATE	11/18	*	12	0	1	.000	0	0	.000	2	2	1.000	3	1	4	3.7	2	0	1	0	0	2	2.7
vs. Valparaiso	11/21	*	6	0	0	.000	0	0	.000	0	0	.000	0	0	0	2.8	2	0	2	0	0	0	2.0
vs. Saint Louis	11/23																						
CHARLESTON SO.	11/29		13	0	1	.000	0	0	.000	0	2	.000	1	4	5	3.2	0	0	0	0	3	0	1.6
at Texas	12/2		1	0	0	.000	0	0	.000	0	0	.000	0	0	0	0	0	0	0	0	0	0	1.3
at Oregon	12/11	*	10	1	2	.500	0	0	.000	0	0	.000	1	2	3	2.7	1	0	1	0	1	2	1.4
USC UPSTATE	12/15	*	16	2	3	.666	0	0	.000	0	0	.000	3	7	10	3.6	5	1	3	0	0	4	1.8
CLEMSON	12/18	*	6	1	1	1.000	0	0	.000	2	2	1.000	0	1	1	3.3	2	0	1	0	1	4	2.0
vs. Arkansas State	12/21		14	1	2	.500	0	0	.000	1	2	.500	0	4	4	3.4	1	1	1	1	0	3	2.1
STETSON	12/29		22	1	2	.500	0	0	.000	0	0	.000	8	5	13	4.3	2	1	1	0	1	2	2.1
at Mississippi State*	1/3		16	1	1	1.000	0	0	.000	1	2	.500	2	4	6	4.4	2	1	2	0	0	3	2.2
VANDERBILT*	1/7		14	3	6	.500	0	0	.000	1	2	.500	4	4	8	4.7	3	0	2	0	1	7	2.5
FLORIDA*	1/10		15	1	2	.500	0	0	.000	0	0	.000	0	6	6	4.8	3	1	1	0	0	2	2.5
at LSU*	1/14		22	0	2	.000	0	0	.000	2	4	.500	4	2	6	4.9	0	2	3	0	2	2	2.5
MISSOURI*	1/18		11	0	1	.000	0	0	.000	2	2	1.000	2	0	2	4.7	3	0	1	0	0	2	2.4
at Auburn*	1/21		22	3	5	.600	0	0	.000	1	3	.333	8	3	11	5.1	4	3	2	0	2	7	2.7
at Georgia*	1/25	*	16	0	4	.000	0	0	.000	2	2	1.000	2	4	6	5.1	4	0	4	0	1	2	2.7
MISSISSIPPI STATE*	1/28	*	22	3	4	.750	0	0	.000	0	0	.000	5	6	11	5.4	3	0	0	0	3	6	2.8
at Arkansas*	2/1	*	20	2	3	.666	0	0	.000	1	1	1.000	3	6	9	5.6	3	0	3	0	0	5	3.0
AUBURN*	2/4	*	14	1	3	.333	0	0	.000	0	0	.000	4	4	8	5.7	2	0	1	0	0	2	2.9
at South Carolina*	2/7	*	8	1	1	1.000	0	0	.000	0	0	.000	1	0	1	5.5	1	0	2	0	0	2	2.9
KENTUCKY*	2/11																						
at Missouri*	2/15																						
LSU*	2/18																						
GEORGIA*	2/23																						
at Texas A&M*	2/25																						
OLE MISS*	3/1																						
at Tennessee*	3/4																						

\* indicates Southeastern Conference opponent

**OLANIYAN'S CAREER STATS**

YEAR	GP	GS	MIN	AVG	FG	FBA	PCT	3FG	3FBA	PCT	FT	FTA	PCT	OFF	DEF	TOT	AVG	PF	FO	AST	TO	BLK	STL	PTS	AVG
2013-14	30	12	471	15.7	34	66	.515	0	0	.000	34	56	.607	63	84	147	4.9	76	1	10	31	4	13	102	3.4
2014-15	31	12	507	16.4	55	123	.447	0	0	.000	32	53	.604	63	75	138	4.5	73	3	16	42	7	21	142	4.6
2015-16	29	26	693	23.9	86	152	.566	0	0	.000	55	83	.663	88	166	254	8.8	109	8	22	47	5	26	227	7.8
2016-17	22	11	302	13.7	23	46	.500	0	0	.000	17	27	.630	53	68	121	5.5	48	1	10	33	1	16	63	2.9
TOTAL	112	61	1973	17.6	198	387	.512	0	0	.000	138	219	.630	267	393	660	5.9	306	13	58	153	17	76	534	4.8

**OLANIYAN'S CAREER SEC STATS**

YEAR	GP	GS	MIN	AVG	FG	FBA	PCT	3FG	3FBA	PCT	FT	FTA	PCT	OFF	DEF	TOT	AVG	PF	FO	AST	TO	BLK	STL	PTS	AVG
2016-17	11	5	180	16.4	15	32	.469	0	0	.000	10	16	.625	35	39	74	6.7	28	0	7	21	0	9	40	3.6
TOTAL	11	5	180	16.4	15	32	.469	0	0	.000	10	16	.625	35	39	74	6.7	28	0	7	21	0	9	40	3.6



5-11 • 161 • So.

Guard

**LAWSON SCHAFFER**

Cullman, Ala. (Cullman)

**CAREER HIGHS**

Points	3	3x, last vs. Stetson (12/29/16)
Rebounds	1	2x, last at Georgia (3/5/16)
Assists	1	3x, last vs. Arkansas State (12/21/16)
Steals	1	2X, last vs. Stetson (12/29/16)
Blocks		
Minutes	6	Missouri (2/6/16)
Field Goals	1	4x, last vs. Stetson (12/29/16)
FG Att.	3	Missouri (2/6/16)
3-Point FG	1	4x, last vs. Stetson (12/29/16)
3-Point Att.	3	Missouri (2/6/16)
Free Throws	2	Missouri (2/6/16)
FT Att.	2	2X, last vs. Missouri (2/6/16)

**2016-17 SEASON HIGHS**

Points	3	2X, last vs. Stetson (12/29/16)
Rebounds	1	2X, last at Arkansas (2/1/17)
Assists	2	at Arkansas (2/1/17)
Steals	1	2X, last vs. Stetson (12/29/16)
Blocks		
Minutes	3	3X, last at Arkansas (2/1/17)
Field Goals	1	2X, last vs. Stetson (12/29/16)
FG Att.	2	Stetson (12/29/16)
3-Point FG	1	2X, last vs. Stetson (12/29/16)
3-Point Att.	1	4X, last at Arkansas (2/1/17)
Free Throws	2	at Arkansas (2/1/17)
FT Att.	2	at Arkansas (2/1/17)

**MISCELLANEOUS STATS**

CATEGORY	2016-17	CAREER
Double-digit scoring		
20+ point games		
Double-digit rebounding		
Double-doubles		
Led UA in scoring		
Led UA in rebounding		
Led UA in three-pointers		
Led UA in assists		
Led UA in steals		
Led UA in blocks		
5+ assist games		
3+ three-pointers		
3+ steal games		
3+ block games		

**2016-17 (SOPHOMORE SEASON)**

- Played in 16 games last season and has seen action in nine contests this year
- Tallied a season-high in assists (2) against Arkansas (2/1)
- Registered his first rebound of the season (1) in Alabama's win over Georgia (1/25)
- Hit a three-pointer and collected first steal of the season in the Tide's win over Stetson (12/29)
- Scored three points in Alabama's victory over Charleston Southern (11/29)
- Saw first collegiate action with one minute vs. Kennesaw State (11/13) in Tide's season opener
- Tallied first assist (1) of the season in Alabama's victory over Arkansas State (12/21)
- Played three minutes against Xavier (11/26)
- Saw two minutes of action in the win over Winthrop (12/16)
- Played the final two minutes against Norfolk State (1/2) and recorded a steal
- Scored his first career points on a three-pointer against Kentucky (1/9)
- Recorded his first assist in one minute of play at Vanderbilt (1/16)
- Scored three-points on his only shot of the night against South Carolina (1/13)
- Played three minutes at Mississippi State (2/2)
- Scored two points in a season-high six minutes against Missouri (2/6)
- Recorded two rebounds and one assist in one minute of action at Georgia (3/5)
- Played two minutes against Kentucky in the SEC Tournament (3/11)

**SCHAFFER'S 2016-17 GAME-BY-GAME STATS**

OPPONENT	DATE	GS	MIN	FG	FBA	PCT	3FG	FBA	PCT	FT	FTA	PCT	OFF	DEF	TOT	AVG	PF	A	TO	BLK	STL	PTS	AVG
COASTAL CAROLINA	11/11	1		0	0	.000	0	0	.000	0	0	.000	0	0	0	0.0	0	0	0	0	0	0	0.0
DAYTON	11/15								DNP														
BALL STATE	11/18	1		0	0	.000	0	0	.000	0	0	.000	0	0	0	0.0	0	0	0	0	0	0	0.0
vs. Valparaiso	11/21								DNP														
vs. BYU or Saint Louis	11/23								DNP														
CHARLESTON SO.	11/29	3		1	1	1.000	1	1	1.000	0	0	.000	0	0	0	0.0	0	0	0	0	0	3	1.0
at Texas	12/2								DNP														
at Oregon	12/11								DNP - ILLNESS														
USC UPSTATE	12/15	2		0	1	.000	0	1	.000	0	0	.000	0	0	0	0.0	0	0	0	0	0	0	0.8
CLEMSON	12/18								DNP														
vs. Arkansas State	12/21	1		0	0	.000	0	0	.000	0	0	.000	0	0	0	0.0	0	1	0	0	0	0	0.6
STETSON	12/29	3		1	2	.500	1	1	1.000	0	0	.000	0	0	0	0.0	0	0	0	0	1	3	1.0
at Mississippi State*	1/3								DNP														
VANDERBILT*	1/7								DNP														
FLORIDA*	1/10								DNP														
at LSU*	1/14								DNP														
MISSOURI*	1/18								DNP														
at Auburn*	1/21	0+		0	0	.000	0	0	.000	0	0	.000	0	0	0	0.0	0	0	0	0	0	0	0.9
at Georgia*	1/25	1		0	0	.000	0	0	.000	0	0	.000	1	0	1	0.1	1	0	0	0	0	0	0.8
MISSISSIPPI STATE*	1/28								DNP														
at Arkansas*	2/1	3		0	1	.000	0	1	.000	2	2	1.000	0	1	1	0.2	0	2	0	0	0	2	0.9
AUBURN*	2/4								DNP														
at South Carolina*	2/7																						
KENTUCKY*	2/11																						
at Missouri*	2/15																						
LSU*	2/18																						
GEORGIA*	2/23																						
at Texas A&M*	2/25																						
OLE MISS*	3/1																						
at Tennessee*	3/4																						

\* indicates Southeastern Conference opponent

**SCHAFFER'S CAREER STATS**

YEAR	GP	GS	MIN	AVG	FG	FBA	PCT	3FG	3FBA	PCT	FT	FTA	PCT	OFF	DEF	TOT	AVG	PF	FO	AST	TO	BLK	STL	PTS	AVG
2015-16	16	0	32	2.0	2	10	.200	2	9	.222	2	4	.500	2	0	2	0.1	3	0	2	1	0	1	8	0.5
2016-17	9	0	14	1.6	2	5	.400	2	4	.500	2	2	1.000	1	1	2	0.2	1	0	3	0	0	2	8	0.9
<b>TOTAL</b>	<b>25</b>	<b>0</b>	<b>46</b>	<b>1.8</b>	<b>4</b>	<b>15</b>	<b>.267</b>	<b>4</b>	<b>13</b>	<b>.308</b>	<b>4</b>	<b>6</b>	<b>.667</b>	<b>3</b>	<b>1</b>	<b>4</b>	<b>0.2</b>	<b>4</b>	<b>0</b>	<b>5</b>	<b>1</b>	<b>0</b>	<b>3</b>	<b>16</b>	<b>0.6</b>

**SCHAFFER'S CAREER SEC STATS**

YEAR	GP	GS	MIN	AVG	FG	FBA	PCT	3FG	3FBA	PCT	FT	FTA	PCT	OFF	DEF	TOT	AVG	PF	FO	AST	TO	BLK	STL	PTS	AVG
2015-16	9	0	19	2.1	2	7	.286	2	7	.286	2	4	.500	2	0	2	0.2	2	0	2	1	0	0	8	0.9
2016-17	3	0	4	1.3	0	1	.000	0	1	.000	2	2	1.000	1	1	2	0.7	1	0	2	0	0	0	2	0.7
<b>TOTAL</b>	<b>12</b>	<b>0</b>	<b>23</b>	<b>1.9</b>	<b>2</b>	<b>8</b>	<b>.250</b>	<b>2</b>	<b>8</b>	<b>.250</b>	<b>4</b>	<b>6</b>	<b>.667</b>	<b>3</b>	<b>1</b>	<b>4</b>	<b>0.3</b>	<b>3</b>	<b>0</b>	<b>4</b>	<b>1</b>	<b>0</b>	<b>0</b>	<b>10</b>	<b>0.8</b>



6-10 • 250 • Sr.

Forward

**JIMMIE TAYLOR**

Greensboro, Ala. (Greensboro)

**CAREER HIGHS**

Points	15	2X, last vs. Florida (3/12/15)
Rebounds	11	3X, last vs. Winthrop (12/16/15)
Assists	3	2X, last vs. Vanderbilt (1/7/17)
Steals	3	Mississippi State (1/28/17)
Blocks	7	Appalachian State (12/21/14)
Minutes	36	at Mississippi State (2/2/16)
Field Goals	7	Western Carolina (11/18/14)
FG Att.	10	vs. Florida (3/12/15)
3-Point FG		
3-Point Att.		
Free Throws	5	Jacksonville State (12/29/15)
FT Att.	10	Jacksonville State (12/29/15)

**2016-17 SEASON HIGHS**

Points	12	vs. Arkansas State (12/21/16)
Rebounds	9	Missouri (1/18/17)
Assists	3	Vanderbilt (1/7/17)
Steals	3	Mississippi State (1/28/17)
Blocks	3	3X, last vs. Vanderbilt (1/7/17)
Minutes	30	Vanderbilt (1/7/17)
Field Goals	5	2X, last at Georgia (1/25/17)
FG Att.	8	2X, last at Georgia (1/25/17)
3-Point FG		
3-Point Att.		
Free Throws	3	2X, last at Mississippi State (1/3/17)
FT Att.	6	3X, last vs. Missouri (1/18/17)

**MISCELLANEOUS STATS**

CATEGORY	2016-17	CAREER
Double-digit scoring	3	15
20+ point games		
Double-digit rebounding		5
Double-doubles		3
Led UA in scoring	1	2
Led UA in rebounding	3	25
Led UA in three-pointers		
Led UA in assists		4
Led UA in steals	4	16
Led UA in blocks	14	68
5+ assist games		
3+ three-pointers		
3+ steal games		
3+ block games	4	22

**TAYLOR'S CAREER STATS**

YEAR	GP	GS	MIN	AVG	FG	FBA	PCT	3FG	3FBA	PCT	FT	FTA	PCT	OFF	DEF	TOT	AVG	PF	FO	AST	TO	BLK	STL	PTS	AVG
2013-14	32	18	542	16.9	38	62	.613	0	0	.000	21	52	.404	40	65	105	3.3	73	3	5	15	40	5	97	3.0
2014-15	34	34	801	23.6	71	118	.602	0	0	.000	46	93	.495	55	113	168	4.9	94	3	17	40	59	9	188	5.5
2015-16	33	33	694	21.0	68	119	.571	0	0	.000	36	97	.371	53	101	154	4.7	85	4	13	41	59	17	172	5.2
2016-17	23	8	421	18.3	51	83	.614	0	0	.000	22	44	.500	31	56	87	3.8	57	2	15	28	34	12	124	5.4
<b>TOTAL</b>	<b>122</b>	<b>93</b>	<b>2458</b>	<b>20.1</b>	<b>228</b>	<b>382</b>	<b>.597</b>	<b>0</b>	<b>0</b>	<b>.000</b>	<b>125</b>	<b>286</b>	<b>.437</b>	<b>179</b>	<b>335</b>	<b>514</b>	<b>4.2</b>	<b>309</b>	<b>12</b>	<b>50</b>	<b>124</b>	<b>192</b>	<b>43</b>	<b>581</b>	<b>4.8</b>

**TAYLOR'S CAREER SEC STATS**

YEAR	GP	GS	MIN	AVG	FG	FBA	PCT	3FG	3FBA	PCT	FT	FTA	PCT	OFF	DEF	TOT	AVG	PF	FO	AST	TO	BLK	STL	PTS	AVG
2013-14	18	6	312	17.3	22	35	.629	0	0	.000	11	28	.393	16	35	51	2.8	50	3	4	7	26	3	55	3.1
2014-15	18	18	431	23.9	38	54	.704	0	0	.000	31	62	.500	27	56	83	4.6	52	1	9	18	30	9	107	5.9
2015-16	18	18	359	19.9	38	65	.585	0	0	.000	17	50	.340	30	43	73	4.1	53	3	8	23	37	10	93	5.2
2016-17	11	1	224	20.4	28	44	.636	0	0	.000	13	24	.542	20	30	50	4.5	32	2	8	15	14	5	69	6.3
<b>TOTAL</b>	<b>65</b>	<b>43</b>	<b>1326</b>	<b>20.4</b>	<b>126</b>	<b>198</b>	<b>.636</b>	<b>0</b>	<b>0</b>	<b>.000</b>	<b>72</b>	<b>164</b>	<b>.439</b>	<b>93</b>	<b>164</b>	<b>257</b>	<b>4.0</b>	<b>187</b>	<b>9</b>	<b>29</b>	<b>63</b>	<b>107</b>	<b>27</b>	<b>324</b>	<b>5.0</b>

**2016-17 (SENIOR SEASON)**

- Team co-captain
- Averaging 6.3 points, 4.5 rebounds and 1.3 blocks per game through the first 11 SEC contests
- Second on the team in blocks (34) and is second in field goal percentage (.614)
- Led the team in scoring with a season-high (12 pts) in the victory over Arkansas State (12/21)
- Collected 10 points and eight rebounds in a season-best 30 minutes, while also matching career-high with three assists vs. Vanderbilt (1/7)
- Led the team in blocks (2), while registering 10 points in win at Georgia (1/25)
- Led the team in rebounding with a season-high 9 against Missouri (1/18)
- Was perfect from the field (3-of-3) against Auburn (2/4), finishing with six points and six boards
- Had nine points and three rebounds against Mississippi State (1/3)
- Led Alabama in blocks (1) and steals (2) against Auburn (1/21)
- Registered a team-high in blocks (2) and steals (1) in the Tide's victory over USC Upstate (12/15)
- Led the Tide in rebounding (7) and blocked shots (3) in its season opener against Coastal Carolina (11/11)
- Had four points, four rebounds and three blocks in the win over Stetson (12/29)
- Registered a team high two blocks against Valparaiso (11/21)
- Led Alabama in rebounds and blocked shots with five and two, respectively, against Ball State (11/18)
- Named to SEC Academic Honor Roll
- Started all 33 games last year joining Arthur Edwards and Retin Obasohan as the only players to do so
- Has played in 99 straight games and started 73 consecutive times for the Tide, which leads the team in both categories
- Finished second on the team in rebounds per game (4.7) and field goal percentage (.571)
- Led the team with 1.8 blocks per game which ranked fifth in the SEC and 63rd nationally
- Ended the season ranked third in the SEC active leaders in career blocked shots (158)
- Set a season-high with 14 points in the win over Winthrop (12/16) while grabbing a team-leading 11 rebounds for his lone double-double on the year
- Finished with 13 points, six rebounds and a season-high five blocks against Jacksonville State (12/29)
- Led the team with five blocks and two steals in the win at Florida (2/13), while scoring 11 points including a pair of emphatic dunks to seal the Tide's first win in Gainesville since 1995
- Finished 3-of-3 from the field finishing with eight points while leading the team with six rebounds in a career-high 36 minutes in the overtime win at Mississippi State (2/2)

**TAYLOR'S 2016-17 GAME-BY-GAME STATS**

OPPONENT	DATE	GS	MIN	FG	FBA	PCT	3FG	FBA	PCT	FT	FTA	PCT	OFF	DEF	TOT	AVG	PF	A	TO	BLK	STL	PTS	AVG
COASTAL CAROLINA	11/11	*	19	1	2	.500	0	0	.000	3	6	.500	1	6	7	7.0	2	2	1	3	2	5	5.0
DAYTON	11/15	*	20	4	8	.500	0	0	.000	0	1	.000	1	0	1	4.0	3	0	0	1	2	8	6.5
BALL STATE	11/18	*	18	1	1	1.000	0	0	.000	0	0	.000	1	4	5	4.3	1	1	1	2	0	2	5.0
vs. Valparaiso	11/21	*	14	3	6	.500	0	0	.000	0	2	.000	2	0	2	3.8	2	0	0	2	0	6	5.3
vs. Saint Louis	11/23	*	12	1	1	1.000	0	0	.000	0	0	.000	0	0	0	3.0	2	1	2	1	0	2	4.6
CHARLESTON SO.	11/29	*	16	0	0	.000	0	0	.000	2	2	1.000	0	3	3	3.0	1	0	0	2	1	2	4.2
at Texas	12/2	*	15	1	4	.250	0	0	.000	0	0	.000	1	1	2	2.9	2	0	2	2	0	2	3.9
at Oregon	12/11		14	2	3	.666	0	0	.000	1	1	1.000	1	2	3	2.9	2	0	1	1	0	5	4.0
USC UPSTATE	12/15		14	2	4	.500	0	0	.000	0	0	.000	0	5	5	3.1	4	1	2	2	1	4	4.0
CLEMSON	12/18		13	1	2	.500	0	0	.000	1	2	.500	1	1	2	3.0	2	0	1	0	0	3	3.9
vs. Arkansas State	12/21		23	5	6	.833	0	0	.000	2	6	.333	1	2	3	3.0	1	1	1	1	0	12	4.6
STETSON	12/29		19	2	2	1.000	0	0	.000	0	0	.000	2	2	4	3.1	3	1	2	3	1	4	4.6
at Mississippi State*	1/3		19	3	4	.750	0	0	.000	3	3	1.000	0	3	3	3.1	4	0	2	1	0	9	4.9
VANDERBILT*	1/7		30	4	7	.571	0	0	.000	2	2	1.000	5	3	8	3.4	1	3	3	3	0	10	5.3
FLORIDA*	1/10		17	1	1	1.000	0	0	.000	0	0	.000	0	4	4	3.5	2	0	1	1	0	2	5.1
at LSU*	1/14		15	2	3	.666	0	0	.000	1	3	.333	1	2	3	3.4	4	0	3	2	0	5	5.1
MISSOURI*	1/18		23	2	5	.400	0	0	.000	2	6	.333	5	4	9	3.8	0	0	1	1	0	6	5.1
at Auburn*	1/21		26	3	5	.600	0	0	.000	1	2	.500	3	1	4	3.8	3	1	1	1	2	7	5.2
at Georgia*	1/25		22	5	8	.625	0	0	.000	0	0	.000	1	2	3	3.7	5	1	1	2	0	10	5.5
MISSISSIPPI STATE*	1/28		24	2	3	.666	0	0	.000	1	2	.500	1	4	5	3.8	2	1	1	2	3	5	5.5
at Arkansas*	2/1		14	2	4	.500	0	0	.000	2	2	1.000	0	0	0	3.6	2	1	0	0	0	6	5.5
AUBURN*	2/4	*	18	3	3	1.000	0	0	.000	0	3	.000	3	3	6	3.7	4	0	2	0	0	6	5.5
at South Carolina*	2/7		16	1	1	1.000	0	0	.000	1	1	1.000	1	4	5	3.8	5	1	0	1	0	3	5.4
KENTUCKY*	2/11																						
at Missouri*	2/15																						
LSU*	2/18																						
GEORGIA*	2/23																						
at Texas A&M*	2/25																						
OLE MISS*	3/1																						
at Tennessee*	3/4																						

\* indicates Southeastern Conference opponent



## GAME 1

**COASTAL CAROLINA** 53  
**ALABAMA** 70

Nov. 11, 2016 • Tuscaloosa, Ala.  
Coleman Coliseum • 14,579

Alabama opened the season with a 70-53 victory over Coastal Carolina. After trailing by six at intermission, the Tide used a 17-2 run in the opening minutes of the second half to propel it to a double-digit victory.

Corban Collins led the Tide with 15 points, while going 3-of-7 from beyond the arc and sinking all six of his free throws. He also added three assists without a turnover and a pair of steals. Riley Norris finished with 14 points and also made three from three-point range, while Dazon Ingram hit all three of his shots from beyond the arc and finished with 11 points, along with a team-best five assists and just one turnover.

Trailing 38-33 with 18:46 to play, Alabama used a 9-0 spurt to spark its 17-2 run that lasted nearly eight minutes, turning the five point deficit into a 50-40 lead. The Tide's defense was nearly as impressive as it held Coastal Carolina to just nine points in the first 10 minutes of the second half.

Alabama limited the Chanticleers to just 1-of-9 shooting from the field and 1-of-13 from the floor over the opening eight minutes of the second half.

After Coastal Carolina trimmed the lead to just four points, 52-48, with 7:24 to play, Collins, Ingram and Norris connected on three consecutive three-pointers to spark an 18-5 run to end the contest, resulting in the final score.

The Tide got off to a rough start in the first half, turning the ball over four times in a five and a half minute span. Alabama got help on the defensive side of the ball, however, recording five blocks and five steals in the first 20 minutes. The Tide held Coastal Carolina to 30 percent shooting from the field, but trailed 33-27 at halftime.

## COASTAL CAROLINA 53

Player	FG	3FG	FT	R	TP	A	MIN
Williams-Powell - F	2-3	0-0	0-0	2	4	0	11
Coleman - C	0-2	0-0	2-2	0	2	0	10
Robertson - G	0-5	0-1	0-1	3	0	1	22
Wilson - G	3-16	3-9	3-5	4	12	2	32
Ray-St Cyr - G	5-8	3-5	0-0	6	13	3	32
Labinowicz - G	0-2	0-1	0-0	0	0	0	9
Shaw - F	2-14	0-2	4-6	2	8	1	25
Bamba - F	2-5	0-0	1-2	5	5	0	30
Beck - F	3-7	3-5	0-0	8	9	0	29
TEAM	12						
Totals	17-62	9-23	10-16	43	53	7	200

FG%	Half (33)	Final
3FG%	.303 (10-33)	.274
FT%	.500 (7-14)	.391
	.600 (6-10)	.625

## ALABAMA 70

Player	FG	3FG	FT	R	TP	A	MIN
Norris - F	4-9	3-5	3-4	5	14	0	29
Taylor - F	1-2	0-0	3-6	7	5	2	19
Hale - F	2-6	0-2	4-5	1	8	0	15
Collins - G	3-7	3-7	6-6	3	15	3	31
Ingram - G	4-5	3-3	0-2	4	11	5	29
King - G	0-0	0-0	0-0	1	0	0	4
Schaffer - G	0-0	0-0	0-0	0	0	0	0+
Johnson, Jr. - G	0-2	0-1	0-0	1	0	0	4
Olaniyan - F	2-2	0-0	2-3	4	6	0	13
Davis - F	1-8	1-7	0-0	3	3	0	15
Key - F	3-4	0-1	0-0	4	6	3	29
Hall - F	1-3	0-0	0-0	3	2	0	12
TEAM	3						
Totals	21-48	10-26	18-26	39	70	13	200

FG%	Half (27)	Final
3FG%	.308 (8-26)	.438
FT%	.286 (4-14)	.385
	.636 (7-11)	.692

## GAME 2

**DAYTON** 77  
**ALABAMA** 72

Nov. 15, 2016 • Tuscaloosa, Ala.  
Coleman Coliseum • 10,834

Alabama fell to Dayton, 77-72, in a contest that went down to the final seconds. The game featured seven ties and five lead changes, as neither team led by more than five points over the final 30-plus minutes of play.

Corban Collins and Braxton Key led the Tide with 15 points each. Key grabbed a team-high six rebounds. Dazon Ingram also had a stellar game, as he collected 14 points and a team-leading seven assists compared to only two turnovers.

Alabama got off to a great start with a 10-2 run over the opening 2:49 of the game. However, Dayton, which entered the game ranked No. 26, responded with a 16-4 run of its own over the next eight-plus minutes to grab an 18-14 lead with 9:20 to play in the opening stanza. But the Tide bounced back with an 11-2 run of its own to take a 24-20 lead six minutes to play.

Alabama would not trail for the rest of the first half. Ar'Mond Davis made two free throws with 17.2 seconds left on the clock to extend the Tide's lead to 36-31. The Tide defense then denied Dayton from getting any shots off as the clock expired in the first half. Alabama outscored the Flyers 12-3 in points off of turnovers and collected seven offensive rebounds to Dayton's one over the opening 20 minutes.

Alabama maintained a lead up until the 7:05 mark when Dayton's Charles Cooke converted a layup to give the Flyers a 54-53 lead. The layup was part of a 7-0 spurt that turned a 53-49 Alabama lead into a 56-53 advantage for the Flyers.

The Tide continued to battle and regained the lead once again on a Key layup with 2:28 remaining to give his team a 64-63 edge. But a pair of free throws by Cooke followed by a crucial three-pointer from Ryan Mikesell gave Dayton the lead for good.

## DAYTON 77

Player	FG	3FG	FT	R	TP	A	MIN
Cunningham - F	5-6	0-0	2-2	3	12	0	15
Mikesell - F	4-5	2-2	2-3	5	12	1	25
Davis, K. - G	1-2	0-1	0-1	1	2	2	23
Cooke - G	4-9	2-3	9-13	10	19	1	35
Smith - G	7-12	3-7	3-7	0	20	4	34
Davis, D. - G	1-2	1-2	1-2	3	4	0	18
Miller - F	2-6	1-3	2-3	1	7	1	25
Crosby - G	0-2	0-0	1-2	3	1	0	10
Williams - G	0-0	0-0	0-0	0	0	2	15
TEAM	2						
Totals	24-44	9-18	20-33	28	77	11	200

FG%	Half (31)	Final
3FG%	.476 (10-21)	.545
FT%	.500 (5-10)	.500
	.600 (6-10)	.606

## ALABAMA 70

Player	FG	3FG	FT	R	TP	A	MIN
Norris - F	2-10	2-6	2-4	5	8	1	27
Taylor - F	4-8	0-0	0-1	1	8	0	20
Olaniyan - F	0-0	0-0	0-0	3	0	0	9
Collins - G	6-14	2-5	1-2	2	15	1	29
Ingram - G	5-7	0-2	4-6	3	14	7	37
King - G	0-2	0-1	0-0	1	0	1	8
Johnson, Jr. - G	1-3	0-1	0-0	1	2	0	6
Hale - G	0-4	0-3	2-2	2	2	0	13
Davis - F	1-3	1-3	4-4	2	7	0	7
Key - F	4-8	1-2	6-9	6	15	1	26
Hall - F	0-0	0-0	1-2	5	1	0	18
TEAM	9						
Totals	23-59	6-23	20-30	40	72	11	200

FG%	Half (36)	Final
3FG%	.370 (10-27)	.390
FT%	.308 (4-13)	.261
	.667 (12-18)	.667

## GAME 3

**BALL STATE** 59  
**ALABAMA** 77

Nov. 18, 2016 • Tuscaloosa, Ala.  
Coleman Coliseum • 11,665

Alabama used a strong performance from its reserves as it defeated Ball State, 77-59. Shannon Hale led the Tide with 19 points on 7-of-12 shooting from the floor in 19 minutes of action.

Hale was joined in double-figures by Ar'Mond Davis' 17 points, while Avery Johnson Jr. added 13 points, six assists and five boards.

The game remained scoreless for the first four and a half minutes of play as the teams combined to go 0-of-11 to start. However, the teams hit nine of their next 11 shots from the floor, as Alabama took a 13-12 lead at the 12:14 mark. Alabama used a 21-7 run over a span of 9:36 to turn a 15-14 deficit into a 36-21 advantage.

Alabama picked up where it left off to start the second half. With 19:12 on the clock, the Tide went on a 10-0 run to take a 48-28 lead, its largest of the game to that point. Ball State responded with seven straight points to cut the lead to 48-35, however, Alabama put the game away with a 20-4 run over the next 4:12 to extend its lead to 68-39.

The trio of Hale (3-of-5), Davis (5-of-7) and Johnson (3-of-3) combined to go 11-of-15 from beyond the arc as the Tide's reserves combined to match Ball State's total scoring output of 59 points, outscoring the Cardinals 59-13. Ingram added eight points and five boards in the winning effort.

The Tide also forced 21 turnovers that resulted in 26 points, compared to six points-off-turnovers for Ball State.

## BALL STATE 59

Player	FG	3FG	FT	R	TP	A	MIN
Houder - F	4-9	0-0	2-2	7	10	1	28
Moses - C	6-8	0-0	0-0	3	12	0	22
Kiapiway - G	1-4	0-2	4-5	2	6	2	26
Persons - G	7-12	1-2	0-0	3	15	0	26
Sellers - F	1-5	1-5	0-0	3	3	0	24
Thompson - G	0-0	0-0	0-0	0	0	0	0
Mallers - F	1-6	1-3	0-2	3	3	0	21
Teague - G	1-5	0-1	3-3	11	5	2	20
Weber - F	1-4	1-4	0-0	0	3	0	22
Queve - F	1-1	0-0	0-0	2	2	0	11
TEAM	2						
Totals	23-54	4-17	9-12	36	59	5	200

FG%	Half (26)	Final
3FG%	.310 (9-29)	.426
FT%	.273 (3-11)	.235
	1.000 (5-5)	.750

## ALABAMA 70

Player	FG	3FG	FT	R	TP	A	MIN
Norris - F	1-4	0-2	2-2	3	4	1	16
Taylor - F	1-1	0-0	0-0	5	2	1	18
Olaniyan - F	0-1	0-0	2-2	4	2	0	12
Collins - G	1-3	0-1	0-3	0	2	0	14
Ingram - G	2-7	0-1	4-4	5	8	2	23
King - G	0-6	0-1	2-3	3	2	1	13
Schaffer - G	0-0	0-0	0-0	0	0	0	1
Johnson, Jr. - G	5-7	3-3	0-0	5	13	6	18
Hale - F	7-12	3-5	2-4	4	19	1	19
Davis - F	6-11	5-7	0-0	2	17	0	21
Austin - G	0-5	0-2	0-0	0	0	0	9
Key - F	2-3	1-1	0-0	1	5	0	19
Fuller - G	0-0	0-0	0-0	0	0	0	2
Hall - F	1-1	0-0	1-4	2	3	0	15
TEAM	2						
Totals	26-61	12-33	22-36	36	77	12	200

FG%	Half (32)	Final
3FG%	.464 (13-28)	.426
FT%	.538 (7-13)	.522
	.500 (3-6)	.591

## GAME 4

**VALPARAISO** 68  
**ALABAMA** 60

Nov. 21, 2016 • Las Vegas, Nev.  
MGM Grand Garden Arena • 2,107

Alabama fell to the Valparaiso Crusaders, 68-60, in the semifinal game of the Las Vegas Main Event at the MGM Grand.

It was a back-and-forth contest that featured five ties and six lead changes. The Tide held a one-point lead, 45-44, with just under 12 minutes remaining. However, Valpo would go on an 11-2 run over a span of six-plus minutes to take a 55-47 advantage with 5:29 remaining. The Tide kept fighting and cut the deficit to four points, 64-60, with 43 seconds left but would not get any closer.

In the first half, Alabama shot 50 percent from the field and 20 percent from beyond the arc. The Tide outscored the Crusaders in the paint, 24-8, and received 18 points from the bench, compared to four points from its counterparts. However, Alabama trailed by three at halftime, 34-31.

Alabama finished the game 23-of-56 (.411) from the floor and 6-of-21 (.286) from beyond the arc, while Valpo connected on 23-of-49 (.469) shots from the field and 7-of-18 (.389) from deep. The Tide held a 35-32 edge on the glass.

Senior Corban Collins and junior Riley Norris led the Tide in scoring with 10 points each, while sophomore Donta Hall finished with nine points along with a career-best 12 rebounds. Redshirt freshman Dazon Ingram had eight points and a game-high five assists.

## VALPARAISO 68

Player	FG	3FG	FT	R	TP	A	MIN
Walker - G	2-6	0-2	3-3	4	7	1	34
Hammonk - G	4-11	0-3	2-4	6	10	1	38
Williams - G	1-3	1-3	0-0	0	3	2	27
Adekoya - F	6-11	3-4	1-2	3	16	1	32
Peters - F	7-12	3-6	7-7	10	24	1	33
Bradford - G	0-2	0-0	0-0	0	0	0	3
Joseph - F	1-1	0-0	2-3	2	4	2	18
Sorolla - F	2-3	0-0	0-2	3	4	0	13
Smiths - G	0-0	0-0	0-0	0	0	0	2
Kiser - G	0-0	0-0	0-0	0	0	0	0+
TEAM	4						
Totals	23-49	7-18	15-21	32	68	8	200

FG%	Half (34)	Final
3FG%	.480 (12-25)	.469
FT%	.400 (4-10)	.389
	.600 (6-10)	.714

## ALABAMA 70

Player	FG	3FG	FT	R	TP	A	MIN
Norris - F	3-6	2-4	2-2	5	10	1	28
Taylor - F	3-6	0-0	0-2	2	6	0	14
Olaniyan - F	0-0	0-0	0-0	0	0	0	6
Collins - G	3-8	2-4	2-2	2	10	4	28
Ingram - G	3-4	0-0	2-2	3	8	5	23
King - G	3-6	1-4	0-0	5	7	0	13
Johnson, Jr. - G	1-3	0-1	0-1	0	2	1	15
Hale - G	0-2	0-2	0-0	1	0	0	13
Davis - F	0-8	0-5	0-0	1	0	0	14
Key - F	3-6	1-1	1-2	2	8	2	23
Hall - F	4-7	0-0	1-2	12	9	0	23
TEAM	2						
Totals	23-56	6-21	8-13	35	60	13	200

FG%	Half (31)	Final
3FG%	.500 (14-28)	.411
FT%	.200 (2-10)	.286
	.333 (1-3)	.615

## GAME 5

SAINT LOUIS  
ALABAMA57  
62Nov. 23, 2016 • Las Vegas, Nev.  
MGM Grand Garden Arena • N/A

Braxton Key scored 16 points to lift the Alabama men's basketball team to a 62-57 come-from-behind victory over the Saint Louis Billikens in the consolation game of the Las Vegas Main Event at the MGM Grand.

Alabama trailed by nine points, 54-45, with 5:17 left to go, forcing a timeout by head coach Avery Johnson. The Tide would come out of the timeout by knocking down back-to-back threes by Key and Nick King which cut the lead to 54-51. After a made free throw and a layup by Saint Louis to extend its lead to 57-51 with 2:51 left, Key answered with another three as the Tide ended on an 11-0 spurt over the two-and-a-half minutes. Alabama's defense was the difference down the stretch, forcing six turnovers and holding the Billikens to just 1-for-5 shooting over the final five minutes.

The first half was a stalemate, as it featured six ties and seven lead changes. The Tide trailed by one at 15-14 at the midway point of the first half, before tying the score at 20-20 with 7:28 left on the clock. The contest continued to seesaw late in the half, as a pair of free throws from senior Corban Collins tied the score at 29-29 with 51 seconds remaining. The Billikens went on to hit a free throw before halftime, and Saint Louis took a one-point lead at 30-29 going into the locker room.

Both teams continued to battle back and forth in the second half, until Saint Louis used a 9-2 run over 1:52 that turned a 45-43 lead into a 54-45 advantage with 5:56 left, setting up the game's final minutes.

Alabama shot 43 percent from the field for the game, while knocking down 33 percent from beyond the arc and 78.9 percent from the charity stripe.

## SAINT LOUIS 57

Player	FG	3FG	FT	R	TP	A	MIN
Roby - G	5-9	1-3	4-4	3	15	4	36
Bishop - G	1-5	1-2	0-0	0	3	1	22
Crawford - G	3-9	1-4	2-3	6	9	2	34
Welmer - F	1-4	1-2	2-2	3	5	2	27
Agbeko - F	5-6	0-0	0-0	10	1	1	34
Neufeld	0-0	0-0	0-0	0	0	0	1
Johnson	2-5	1-2	3-5	2	8	1	14
Moore	0-2	0-1	0-0	0	0	0	13
Hines	1-3	1-1	2-4	2	5	0	15
Gillmann	1-1	0-0	0-0	2	2	0	4
TEAM				4			
Totals	19-44	6-15	13-18	32	57	11	200

	Half (30)	Final
FG%	.455 (10-22)	.432
3FG%	.400 (2-5)	.400
FT%	.727 (8-11)	.722

## ALABAMA 62

Player	FG	3FG	FT	R	TP	A	MIN
Norris - F	1-5	1-3	0-0	1	3	1	18
Collins - G	2-5	0-1	4-4	1	8	3	27
Taylor - F	1-1	0-0	0-0	2	1	12	
Ingram - G	2-3	0-1	6-7	5	10	2	26
Key - F	6-10	3-4	1-2	2	16	1	30
King	3-5	1-3	2-2	4	9	0	19
Johnson Jr.	1-4	1-3	0-0	1	3	0	12
Hale	1-4	1-3	1-2	3	4	1	18
Davis	2-7	0-0	0-0	1	4	1	15
TEAM				3			
Totals	20-47	7-21	15-19	27	62	11	200

	Half (29)	Final
FG%	.407 (11-27)	.426
3FG%	.167 (2-12)	.333
FT%	.833 (5-6)	.789

## GAME 6

CHARLESTON SOUTHERN  
ALABAMA46  
76Nov. 29, 2016 • Tuscaloosa, Ala.  
Coleman Coliseum • 11,425

Alabama led start to finish and claimed a dominant victory over Charleston Southern, 76-46. Three Tide players finished in double figures, led by Braxton Key's game-high 14 points.

Alabama got out to a quick start with a 10-0 run over the first 4:46 that saw Key nail down his first two attempts from beyond the arc. The Tide didn't let up as it used a 9-0 just a few minutes later to extend its lead to 21-5 with 9:12 left in the half. Alabama finished the half in grand fashion as it used a 15-2 run that lasted just over four minutes and stretched the lead to 36-12. The Tide led 40-15 at the break.

At the midway point, Key was 5-of-7 from the field with a dozen points. Alabama shots 48 percent from the field while holding the Buccaneers to just 24 percent shooting. The Tide defense forced 11 turnovers in the opening 20 minutes while recording three steals and four blocks.

The second half was more of the same with the Tide using a 12-0 run over a span of four-plus minutes to extend its lead to 65-28 with 8:50 to play. The 37 points were Alabama's largest lead of the game. Charleston Southern (3-3) rallied late with a 9-0 run to cut the lead to 70-42 with 2:14 on the clock, but Alabama cruised down the stretch.

Avery Johnson Jr. and Ar'Mond Davis finished with 11 and 10 points, respectively, to give Alabama three players in double-figures.

The Alabama bench was effective once again, outscoring its counterparts, 46-20. The Tide also won the rebounding battle, 41-32.

## CHARLESTON SOUTHERN 46

Player	FG	3FG	FT	R	TP	A	MIN
Howard - F	1-5	0-0	1-2	3	3	1	32
Mmonu - F	0-4	0-2	0-0	1	0	0	7
Potter - G	5-11	0-3	2-5	1	12	3	31
Mitchell - G	3-7	1-2	0-0	3	7	0	18
Keeling - G	2-10	1-1	0-0	7	4	0	31
Robinson	0-0	0-0	0-0	0	0	0	9
Wallace	3-5	3-5	0-0	4	9	2	23
Martin	1-3	1-3	2-4	3	5	1	20
Maxwell	2-4	0-1	2-2	3	6	1	13
Jones	0-0	0-0	0-0	1	0	0	9
Thomas	0-1	0-1	0-0	0	0	0	7
TEAM				6			
Totals	17-50	5-18	7-13	32	46	8	200

	Half (15)	Final
FG%	.240 (6-25)	.340
3FG%	.250 (2-8)	.278
FT%	.200 (1-5)	.538

## ALABAMA 76

Player	FG	3FG	FT	R	TP	A	MIN
King - F	1-4	0-3	0-1	5	2	1	17
Taylor - F	0-0	0-0	2-2	3	2	0	16
Key - F	6-8	2-4	0-2	6	14	3	19
Collins - G	1-5	0-2	1-1	1	3	1	19
Ingram - G	4-6	1-1	0-1	2	9	4	20
Norris	3-6	1-3	1-1	2	8	2	14
Schaffer	1-1	1-1	0-0	0	3	0	3
Johnson Jr.	3-7	1-4	4-6	2	11	3	23
Hale	2-6	1-3	2-3	3	7	0	17
Olaniyan	0-1	0-0	0-2	5	0	0	13
Davis	3-7	2-3	2-2	3	10	0	14
Austin	0-4	0-1	1-2	0	1	1	9
Fuller	0-0	0-0	0-0	0	0	0	2
Hall	2-2	0-0	2-2	7	6	0	14
TEAM				2			
Totals	26-57	9-25	15-25	41	76	15	200

	Half (36)	Final
FG%	.370 (10-27)	.390
3FG%	.308 (4-13)	.261
FT%	.667 (12-18)	.667

## GAME 7

ALABAMA  
TEXAS68  
77Dec. 2, 2016 • Austin, Texas  
Frank Erwin Center • 10,268

The Alabama men's basketball team lost a 77-68 decision to the Texas Longhorns at the Frank Erwin Center in Austin, Texas. The Crimson Tide led by 12 points at the half, but a 15-5 run by the Longhorns over the final 3:59 sealed the Texas victory.

The opening half was all Alabama, as the Tide opened the game on a 10-2 run, including a pair of three-pointers from senior Corban Collins to force a Texas timeout with 16:28 on the clock. Alabama continued to shoot the ball efficiently, as it made an impressive seven of its first 10 shots.

Texas was able to trim the Tide's lead to three points at 25-22, but Alabama responded with a 7-0 run to stretch the lead back out to 10 points at 32-22, forcing another Texas timeout with 4:46 left in the half. Going into halftime, the Tide held a 38-26 advantage.

The second half was a different story, as Texas opened the final 20 minutes on a 7-0 run to get back in the game. The Longhorns continued to chip away at the Alabama lead, and Texas went on to take their first lead of the game at 45-44 with 12:47 left to play.

It was back and forth from there as the game saw five ties and seven lead changes the rest of the way. After a Donta Hall free throw gave Alabama a 63-62 lead with 3:59 remaining, Texas' Jacob Young gathered a loose ball off a blocked shot and drilled a three-pointer. That shot kick-started the game-ending 15-5 Longhorns run to result in the final score.

## TEXAS 77

Player	FG	3FG	FT	R	TP	A	MIN
Allen - F	4-5	0-0	3-5	0	11	0	19
Cleare - F	5-9	0-0	1-2	4	11	1	23
Mack - G	5-12	1-3	0-1	7	11	2	37
Jones - G	2-5	1-3	4-4	7	9	1	20
Roach Jr. - G	2-7	0-1	12-16	5	16	3	28
Young	4-8	3-6	0-0	1	11	0	24
Banks	1-2	0-0	0-0	3	2	0	13
Yancy	1-1	0-0	2-2	0	4	0	10
Davis Jr.	1-4	0-1	0-0	3	2	3	26
TEAM				5			
Totals	25-53	5-14	22-30	35	77	10	200

	Half (26)	Final
FG%	.348 (8-23)	.472
3FG%	.286 (2-7)	.357
FT%	1.000 (8-8)	.733

## ALABAMA 68

Player	FG	3FG	FT	R	TP	A	MIN
King - F	1-2	1-1	0-0	1	3	0	15
Taylor - F	1-4	0-0	0-0	2	2	0	15
Key - F	3-11	1-5	2-6	7	9	1	34
Collins - G	3-5	3-5	0-0	0	9	2	39
Ingram - G	5-10	1-3	1-2	6	12	6	33
Norris	3-6	1-4	2-2	3	9	2	26
Johnson Jr.	4-6	2-4	0-0	1	10	0	16
Hale	3-7	1-3	2-2	0	9	0	12
Olaniyan	0-0	0-0	0-0	0	0	0	1
Davis	0-1	0-1	0-0	0	0	0	0+
Hall	1-1	0-0	3-6	5	5	1	19
TEAM				2			
Totals	24-53	10-26	10-18	27	68	12	200

	Half (38)	Final
FG%	.484 (15-31)	.453
3FG%	.375 (6-16)	.385
FT%	.500 (2-4)	.556

## GAME 8

ALABAMA  
OREGON56  
65Dec. 11, 2016 • Eugene, Ore.  
Matthew Knight Arena • 8,922

The Alabama men's basketball team lost a 65-56 decision to the No. 24-ranked Oregon Ducks at the Matthew Knight Arena in Eugene, Ore.

The Tide trailed by as many as 14 points in the contest and were down by 11 early in the second half, but rallied behind the play of sophomore forward Donta Hall, who finished the night with 14 points on 7-of-9 shooting from the floor and had a game-high seven rebounds and five dunks.

With Alabama trailing by seven, 53-46, at the 8:58 mark, an Avery Johnson Jr. layup started an 8-0 run over the next 4:46 that gave the Tide a 54-53 lead with 4:12 remaining - UA's first lead since being ahead 5-3 a few minutes into the game. Oregon regained the lead on a Tyler Dorsey three, but Hall answered once again with another dunk to tie the game at 56-56 with 3:13 left. It was the last points of the night scored by the Tide.

Oregon's Dylan Ennis connected on a three-pointer from the wing as the shot clock buzzer sounded to give the Ducks the lead for good. After Braxton Key missed a three on Alabama's next possession, Oregon was able to stretch its lead on Dillon Brooks' 15-foot jumper. Oregon connected on all four of its free throws in the final seconds to result in the final score.

The Tide shot 41 percent from the field in the 40 minute contest, and outrebounded the Ducks, 33-27, including an 11-6 edge on the offensive glass which resulted in a 21-6 advantage in second chance points. Alabama and Oregon both had 19 points off its bench, which marked just the second time this season the Tide reserves failed to outscore its counterparts.

## OREGON 65

Player	FG	3FG	FT	R	TP	A	MIN
Bell - F	1-3	0-0	0-1	4	2	0	28
Boucher - F	4-8	0-1	2-3	4	10	1	20
Pritchard - G	3-7	0-3	0-0	2	6	2	25
Dorsey - G	6-12	5-8	2-2	3	19	1	35
Ennis - G	2-6	1-3	4-4	4	9	6	32
Benson	2-4	1-2	2-2	4	7	2	23
Smith	0-0	0-0	0-0	0	0	0	3
Brooks	4-11	1-3	1-2	2	10	6	31
Bigby-Williams	1-1	0-0	0-0	0	2	0	3
TEAM				4			
Totals	23-52	8-20	11-14	27	65	18	200

	Half (31)	Final
FG%	.370 (10-27)	.442
3FG%	.364 (4-11)	.400
FT%	.700 (7-10)	.786

## ALABAMA 56

Player	FG	3FG	FT	R	TP	A	MIN
Olaniyan - F	1-2	0-0	0-0	3	2	0	10
Key - F	3-8	0-3	0-0	4	6	2	28
Hall - F	7-9	0-0	0-0	7	14	2	25
Collins - G	2-8	2-6	1-2	3	7	1	24
Ingram - G	3-6	0-0	2-4	3	8	1	26
Norris	0-3	0-2	0-0	7	0	2	29
Johnson Jr.	2-5	0-2	0-0	0	4	0	11
Taylor	2-3	0-0	1-1	3	5	0	14
Hale	0-2	0-1	0-0	0	0	0	13
Davis	4-12	0-5	2-2	1	10	0	20
TEAM				2			
Totals	24-58	2-19	6-9	33	56	8	200

	Half (23)	Final
FG%	.357 (10-28)	.414
3FG%	.100 (1-10)	.105
FT%	.667 (2-3)	.6

## GAME 9

USC UPSTATE  
ALABAMA61  
78Dec. 15, 2016 • Tuscaloosa, Ala.  
Coleman Coliseum • 9,773

Sophomore forward Donta Hall scored a career-high 15 points to lead the Alabama men's basketball team to a 78-61 victory over USC Upstate. Hall, who set a new career high for the second consecutive game, connected on 6-of-7 shots from the floor and pulled down eight boards in the winning effort.

Alabama used a 12-0 run over a span of 3:07 to take an early 14-5 lead with 12:56 left in the first half. The Spartans responded by outscoring the Tide 14-6 over the next 4:39 to cut Alabama's lead to 20-19. However, the Alabama defense clamped down and allowed USC Upstate to make just two of its last 17 field goal attempts in the half. As a result, Alabama was able to go on a 14-3 run to extend its lead to 34-22 with 2:44 to play. At the break, Alabama led 39-26 and had outscored the Spartans 28-4 in the paint.

The Tide had an 11-0 lead in points off turnovers in the opening frame, while Alabama's bench outscored Upstate's, 13-0. Furthermore, the Tide shot 59 percent from the field, while holding the opponent to just 27 percent shooting.

Alabama's hot shooting continued in the second half as the Tide extended its lead to 20 points, 55-35, with 13:23 left to play in the game. The Spartans chipped away at the Tide lead, but never got closer than 15 points again. Alabama won the rebounding battle 44-33 and finished the game shooting 53 percent.

Alabama's reserves contributed 32 points compared to just 21 points from the Spartans bench, which marked the seventh time in nine games the Tide has outscored its counterparts.

## USC UPSTATE

61

Player	FG	3FG	FT	R	TP	A	MIN
Thompkins - F	1-5	1-3	0-0	3	3	2	28
Moore - F	4-12	3-9	3-3	8	14	0	29
Buchanan - C	3-4	0-0	4-10	9	10	1	18
Cunningham - G	4-12	3-9	2-2	3	13	3	30
Span - G	0-4	0-3	0-0	2	0	1	33
Hart	1-1	1-1	0-0	0	3	0	2
Holmes	2-11	1-6	0-0	0	5	0	25
Smith	1-2	1-1	0-0	1	3	0	13
Whittington	5-10	0-1	0-1	3	10	2	22
TEAM				4			
<b>Totals</b>	<b>21-61</b>	<b>10-33</b>	<b>9-16</b>	<b>33</b>	<b>61</b>	<b>9</b>	<b>200</b>

	<b>Half (26)</b>	<b>Final</b>
FG%	.267 (8-30)	.344
3FG%	.333 (5-15)	.303
FT%	.556 (5-9)	.563

## ALABAMA

78

Player	FG	3FG	FT	R	TP	A	MIN
Olanivan - F	2-3	0-0	0-0	10	4	1	16
Key - F	5-9	0-2	0-2	9	10	5	26
Hall - F	6-7	0-0	3-6	8	15	2	20
Collins - G	4-7	2-3	0-0	1	10	1	23
Ingram - G	2-5	0-2	3-5	3	7	4	22
Norris	4-8	1-4	0-0	4	9	0	19
Schaffer	0-1	0-1	0-0	0	0	0	2
Johnson Jr.	2-4	0-1	2-3	0	6	1	21
Taylor	2-4	0-0	0-0	5	4	1	14
Hale	1-3	1-2	2-2	0	5	0	14
Davis	3-7	2-5	0-0	1	8	1	19
Austin	0-0	0-0	0-0	0	0	0	4
TEAM				3			
<b>Totals</b>	<b>31-58</b>	<b>6-20</b>	<b>10-18</b>	<b>44</b>	<b>78</b>	<b>16</b>	<b>200</b>

	<b>Half (39)</b>	<b>Final</b>
FG%	.586 (17-29)	.534
3FG%	.250 (2-8)	.300
FT%	.429 (3-7)	.556

## GAME 10

CLEMSON  
ALABAMA67  
54Dec. 18, 2016 • Birmingham, Ala.  
Legacy Arena • 11,147

The Alabama men's basketball team dropped a 67-54 contest to Clemson in the BBVA Compass Vulcan Classic at Legacy Arena in Birmingham, Ala.

Alabama started the game with six straight points to take an early lead, but quickly saw it disappear as Clemson used a 22-3 run over 7:47 to take a 22-9 lead with 8:16 left in the first half. Alabama turned the ball over five times during the Tigers' run and was just 1-of-11 from the field. The Tide failed to make a field goal for just under 11 minutes while Clemson pulled away, thanks in large part to a 15-0 run during that span.

Alabama finished the first half trailing 31-19 after shooting just 26 percent from the field compared to Clemson's 42 percent. The Tigers scored 13 points off 12 Crimson Tide turnovers, but Alabama outrebounded the Tigers at intermission, 22-17.

The Tide chipped away at the Tigers' lead during the second half, using an 8-0 run to come within 10 points at the 11:21 mark, trailing 43-33. However, Clemson responded with back-to-back threes on consecutive possessions to stretch its lead back to 16, 49-33, with 10:16 left.

Alabama continued to push back and brought the score within nine, down 57-48, with just over two minutes left in the game. But that's as close as Alabama would come as the Tigers outpaced the Tide 10-6 down the stretch to result in the final score.

## CLEMSON

67

Player	FG	3FG	FT	R	TP	A	MIN
Blossomgame - F	3-8	1-2	2-2	4	9	0	36
Grantam - F	0-4	0-3	0-0	4	0	0	25
Dijitte - C	3-8	0-1	2-2	7	8	0	32
Mitchell - G	6-10	2-2	4-4	5	18	2	29
Holmes - G	3-8	3-6	0-0	3	9	2	22
Reed	3-4	0-0	1-2	2	7	2	15
DeVoe	4-11	3-8	0-0	3	11	4	30
Thomas	2-2	0-0	1-4	3	5	0	11
TEAM				1			
<b>Totals</b>	<b>24-55</b>	<b>9-22</b>	<b>10-14</b>	<b>32</b>	<b>67</b>	<b>10</b>	<b>200</b>

	<b>Half (31)</b>	<b>Final</b>
FG%	.419 (13-31)	.436
3FG%	.364 (4-11)	.409
FT%	.250 (1-4)	.714

## ALABAMA

54

Player	FG	3FG	FT	R	TP	A	MIN
Olanivan - F	1-1	0-0	2-2	1	4	0	6
Key - F	2-11	0-4	2-2	3	6	1	27
Hall - F	1-3	0-0	0-0	7	2	1	23
Collins - G	2-6	1-4	0-0	4	5	0	23
Ingram - G	0-2	0-1	3-5	6	3	2	25
Norris	1-4	0-2	0-0	3	2	1	20
Johnson Jr.	5-11	2-4	5-6	1	17	2	18
Taylor	1-2	0-0	1-2	2	3	0	13
Hale	2-7	0-4	4-6	3	8	0	19
Davis	0-1	0-0	2-2	2	2	0	6
Austin	1-2	0-1	0-0	2	2	0	10
TEAM				3			
<b>Totals</b>	<b>16-50</b>	<b>3-20</b>	<b>19-25</b>	<b>37</b>	<b>54</b>	<b>7</b>	<b>200</b>

	<b>Half (19)</b>	<b>Final</b>
FG%	.261 (6-23)	.320
3FG%	.167 (1-6)	.150
FT%	.667 (6-9)	.760

## GAME 11

ARKANSAS STATE  
ALABAMA52  
67Dec. 22, 2016 • Huntsville, Ala.  
Von Braun Center • 6,572

Senior forward Jimmie Taylor scored a season-high 12 points to lead the Alabama men's basketball team to a decisive 67-52 victory over the Arkansas State Red Wolves in the Rocket City Classic.

The game was played in front of a sold out crowd at the Von Braun Center in Huntsville, Ala., as the Tide played there for just the second time in program history, with the only other game coming on Dec. 18, 1999, when Alabama captured a 75-51 victory over Chattanooga.

Both teams battled back and forth early in the contest. With the score tied at 11-11 at the midway point of the half, the Red Wolves went on a 7-2 run to take an early 18-13 lead with 8:20 left in the opening stanza. However, the Tide responded with an impressive 18-4 run of its own to help propel the team to a 31-26 lead at intermission.

Ingram drilled a three-pointer to start the second half, but Arkansas State responded by scoring six straight points to trim Alabama's lead to two points, 34-32. The Tide pulled away a few minutes later thanks in large part to a 20-4 run that lasted 8:09, which turned a 45-40 Alabama advantage into a commanding 65-44 lead with just under two minutes left to help the Tide cruise to a 15-point win.

Alabama shot 44 percent from the field in the 40 minute contest, while hitting 31 percent of its shots from behind the three-point line. The Tide dominated between the blocks, as it scored 40 points in the paint compared to 26 from its counterparts.

## ARKANSAS STATE

52

Player	FG	3FG	FT	R	TP	A	MIN
Nweke - F	0-1	0-0	0-0	1	0	0	7
Thomas - G	0-4	0-0	2-6	7	2	1	28
Lindsey - G	3-6	1-2	1-2	3	8	1	21
Carter - G	5-16	0-6	4-4	3	14	0	34
Foster - G	0-2	0-2	0-0	5	0	3	24
Boudie	3-4	0-0	0-0	3	6	0	17
Willis	0-0	0-0	0-2	1	0	0	3
Kern	1-1	1-1	0-0	2	3	0	17
Davis	0-1	0-1	0-0	0	0	0	1
Simms	6-16	2-4	1-3	4	15	1	30
Bruce	2-8	0-0	0-2	7	4	0	17
Riley	0-0	0-0	0-0	0	0	1	1
TEAM				4			
<b>Totals</b>	<b>20-59</b>	<b>4-16</b>	<b>8-19</b>	<b>40</b>	<b>52</b>	<b>7</b>	<b>200</b>

	<b>Half (26)</b>	<b>Final</b>
FG%	.407 (11-27)	.339
3FG%	.000 (0-2)	.250
FT%	.571 (4-7)	.421

## ALABAMA

67

Player	FG	3FG	FT	R	TP	A	MIN
Norris - F	3-8	0-3	2-3	9	8	0	29
Key - F	5-8	1-1	0-0	7	11	2	29
Hall - F	1-3	0-0	3-4	4	5	0	17
Johnson Jr. - G	3-12	0-3	0-0	4	6	4	34
Ingram - G	3-6	1-1	3-5	5	10	3	20
Schaffer	0-0	0-0	0-0	0	0	1	1
Taylor	5-6	0-0	2-6	3	12	1	23
Hale	3-6	1-3	2-2	0	9	0	16
Olanivan	1-2	0-0	1-2	4	3	1	14
Davis	1-6	1-2	0-0	3	3	1	16
Fuller	0-0	0-0	0-0	0	0	0	1
TEAM				4			
<b>Totals</b>	<b>25-57</b>	<b>4-13</b>	<b>13-22</b>	<b>43</b>	<b>67</b>	<b>13</b>	<b>200</b>

	<b>Half (31)</b>	<b>Final</b>
FG%	.370 (10-27)	.439
3FG%	.333 (2-6)	.308
FT%	.818 (9-11)	.591

## GAME 12

STETSON  
ALABAMA60  
83Dec. 29, 2016 • Tuscaloosa, Ala.  
Coleman Coliseum • 11,128

Freshman guard Dazon Ingram recorded his first career double-double to lead the Alabama men's basketball team to a dominant 83-60 victory over Stetson in Coleman Coliseum.

Ingram matched his career high with 16 points and set a career-best mark with 10 rebounds, as he collected the first double-double by a Tide player this season.

Trailing 10-9 early in the game, the Tide used a huge 20-5 run over a span of 8:39 in the first half to take control of the contest with a 29-15 lead. During the run, Alabama held Stetson scoreless for just under five minutes. The Tide defense blocked four shots in the first half alone and held the Hatters to just 34 percent from the field.

Stetson used a 12-2 run of its own late in the opening stanza to close the gap to seven points at intermission, 36-29. The Tide outrebounded the Hatters 25-12 over the opening 20 minutes of play and owned an 18-8 edge on points in the paint.

Alabama broke the game open to start the second half with a 15-1 run in the opening five minutes. The Hatters never got any closer than 19 points the rest of the way. The Tide extended its lead to as much as 25 with an 83-58 lead inside the final minute. Stetson finished the game with a pair of free throws resulting in the final score.

The Tide recorded season-highs in points, assists (18) and rebounds (53). Alabama nearly doubled Stetson on the boards, owning a 53-27 rebounding advantage, including a 21-9 edge on the offensive glass. The Tide also had a big advantage in points in the paint, outscoring the Hatters, 46-24. Alabama finished with seven blocks and nine steals.

## STETSON

60

Player	FG	3FG	FT	R	TP	A	MIN
Newton - F	4-10	3-6	2-3	2	13	0	21
Dennis - C	0-2	0-0	0-0	1	0	0	13
Myles - G	8-13	2-3	0-0	1	18	1	35
Rivera - G	3-7	2-3	0-1	10	8	4	30
Doyle - G	3-10	0-4	0-0	1	6	1	23
Glasford	0-3	0-2	0-0	0	0	2	13
Verk	1-5	0-1	0-0	3	2	0	16
Moses	0-0	0-0	0-0	0	0	0	2
Ndahiho	0-1	0-0	1-2	1	1	0	7
Goodman	0-3	0-1	2-2	1	2	0	19
Pegg	3-6	0-0	4-4	0	10	0	21
TEAM				7			
<b>Totals</b>	<b>22-60</b>	<b>7-20</b>	<b>9-12</b>	<b>27</b>	<b>60</b>	<b>8</b>	<b>200</b>

	<b>Half (29)</b>	<b>Final</b>
FG%	.344 (11-32)	.367
3FG%	.385 (5-13)	.350
FT%	1.000 (2-2)	.750

## ALABAMA

83

Player	FG	3FG	FT	R	TP	A	MIN
Norris - F	7-11	3-6	1-1	3	18	2	29
Key - F	4-10	0-1	2-4	9	10	4	21
Hall - F	4-5	0-0	0-0	4	8	0	16
Johnson Jr. - G	3-10	2-4	2-2	2	10	6	27
Ingram - G	6-9	1-1	3-5	10	16	4	29
Schaffer	1-2	1-1	0-0	0	3	0	3
Taylor	2-2	0-0	0-0	4	4	1	19
Hale	2-4	0-1	1-2	1	5	0	8
Olanivan	1-2	0-0	0-0	13	2	1	22
Davis	3-10	1-8	0-0	2	7	0	20
Austin	0-4	0-2	0-1	1	0	0	6
TEAM				4			
<b>Totals</b>	<b>33-69</b>	<b>8-24</b>	<b>9-15</b>	<b>53</b>	<b>83</b>	<b>18</b>	<b>200</b>

	<b>Half (36)</b>	<b>Final</b>
FG%	.483 (14-29)	.478
3FG%	.364 (4-11)	.333
FT%	.667 (4-6)	.600



## GAME 13

**ALABAMA** 68  
**MISSISSIPPI STATE** 58

Jan. 3, 2017 • Starkville, Miss.  
Humphrey Coliseum • 7,452

Alabama defeated the Mississippi State Bulldogs, 68-58, to begin Southeastern Conference play. With the win, the Tide claimed its fourth straight victory in Humphrey Coliseum for the first time in school history and defeated the Bulldogs for the seventh time in its last eight games.

Dazon Ingram led the Tide with 13 points, nine rebounds and four assists, while Avery Johnson Jr. also had 13 points to go along with five boards. Riley Norris added 11 points to give the Tide three players in double figures.

Mississippi State started the game on a 9-3 run to take a six-point lead with 15:36 left in the half. However, the Tide went on to outscore the Bulldogs 29-11 over the final 14-plus minutes of the first half to take a 32-20 lead going into halftime.

The Tide shot 35 percent from the field in the first half and won the rebounding battle by a 25-18 margin. Alabama scored 16 of its 32 points in the paint, while limiting its counterparts to just six points between the blocks.

The Bulldogs responded with an 8-0 run immediately coming out of intermission to trim Alabama's lead to 32-28 with 18:15 left on the clock. Mississippi State continued to chip away at the Tide's lead, as the Bulldogs managed to tie the score at 42-42 midway through the second half.

Tied at 44, Alabama scored seven straight points to take a 51-44 lead with 8:19 remaining. That helped the Tide outscore the Bulldogs, 26-16, over the final 10-plus minutes of regulation to cruise to result in the final score.

Alabama shot 44 percent from the field in the 40 minute contest and dominated the rebounding game by an imposing 43-26 margin. The Tide scored 38 of its points in the paint, while limiting the opposition to just 24 points in the lane.

**ALABAMA** 68

Player	FG	3FG	FT	R	TP	A	MIN
Key - F	3-5	1-2	2-2	6	9	1	20
Hall - F	3-5	0-0	0-1	5	6	0	20
Norris - F	3-9	1-4	4-4	2	11	1	32
Johnson Jr. - G	5-15	1-4	2-2	5	13	0	32
Ingram - G	4-8	0-0	5-6	9	13	4	35
Collins	1-4	0-1	0-0	2	2	2	18
Taylor	3-4	0-0	3-3	3	9	0	19
Hale	1-3	0-2	0-2	2	2	0	8
Olaniyan	1-1	0-0	1-2	6	3	1	16
TEAM							
Totals	24-54	3-13	17-22	43	68	9	200

	Half (26)	Final
FG%	.267 (8-30)	.344
3FG%	.333 (5-15)	.303
FT%	.556 (5-9)	.563

**MISSISSIPPI STATE** 58

Player	FG	3FG	FT	R	TP	A	MIN
Herard - F	0-1	0-0	4-4	5	4	0	16
Stapleton - G	2-5	0-2	1-2	1	5	0	14
Kegler - G	4-9	0-5	4-6	7	12	0	33
Weatherspoon - G	2-11	1-6	2-2	5	7	2	33
Ready - G	2-5	0-0	2-2	1	6	3	34
Peters	4-9	1-4	0-0	1	9	4	21
Wright	0-0	0-0	0-0	0	0	0	1
Carter	4-7	2-3	0-0	1	10	1	23
Holman	1-5	0-1	3-4	5	5	1	25
TEAM							
Totals	19-52	4-21	16-20	26	58	11	200

	Half (39)	Final
FG%	.586 (17-29)	.534
3FG%	.250 (2-8)	.300
FT%	.429 (3-7)	.556

## GAME 14

**VANDERBILT** 56  
**ALABAMA** 59

Jan. 7, 2017 • Tuscaloosa, Ala.  
Coleman Coliseum • 11,256

The Alabama men's basketball team won its Southeastern Conference home opener in Coleman Coliseum, 59-56, over Vanderbilt. The Crimson Tide outscored the Commodores 23-8 over the final 12:18 of the game to turn a 12-point deficit into a three-point victory.

Redshirt freshman Dazon Ingram finished with his second career double-double with 10 points and 10 rebounds. Junior Ar'Mond Davis provided a second half spark as he led the Tide with 12 points off the bench over the final 20 minutes of action, while freshman Braxton Key pulled down a team-best 11 rebounds to go along with seven points. Senior Jimmie Taylor also added 10 points, eight rebounds and three blocks.

After entering halftime tied, 30-30, Vanderbilt opened the second half with 12 unanswered points over the first five minutes - all from beyond the three-point arc. Alabama trailed 46-32 when Davis hit a three-pointer from the corner while being fouled with 13:35 to play. Sparked by Davis' four-point play, Alabama began a 21-3 run over the next 5:23, with Davis scoring all 12 of his points during the stretch.

With 8:43 to play, Alabama tied the game at 49-49 then took its first lead since the final minute of the first half less than a minute later. The Tide never trailed in the game again.

The first half featured nine lead changes. After Vanderbilt opened the game with six straight points in the first two minutes, the Tide used a 17-2 run to build a nine-point lead with 11:47 left in the first half. The Commodores answered with a 10-0 run of their own immediately after and regained the lead 18-17 with 7:26 left on the clock. The teams traded baskets down the stretch before finishing the half tied.

**VANDERBILT** 56

Player	FG	3FG	FT	R	TP	A	MIN
Kornet - F	5-17	3-7	2-3	13	15	2	37
Roberson - F	2-6	0-1	0-1	1	4	1	22
Willis - G	3-8	2-3	2-3	5	10	4	27
Fisher-Davis - G	2-9	1-6	2-2	4	7	0	32
Lachance - G	3-7	2-4	0-0	3	8	3	36
Tove	1-3	0-1	0-0	2	2	0	13
Baptiste	0-0	0-0	0-0	0	0	0	5
Brown	0-0	0-0	0-0	0	0	0	3
Bressler	4-6	2-4	0-0	4	10	0	25
TEAM							
Totals	20-56	10-26	6-9	35	56	10	200

	Half (30)	Final
FG%	.344 (11-32)	.357
3FG%	.417 (5-12)	.385
FT%	.750 (3-4)	.667

**ALABAMA** 59

Player	FG	3FG	FT	R	TP	A	MIN
Norris - F	0-5	0-4	0-0	2	0	0	19
Key - F	2-7	1-2	2-2	11	7	1	33
Hall - F	0-1	0-0	0-0	2	0	0	8
Johnson Jr. - G	2-7	2-3	0-0	0	6	0	20
Ingram - G	4-12	0-2	2-5	10	10	5	31
Collins	1-6	1-6	1-2	4	4	1	16
Taylor	4-7	0-0	2-2	8	10	3	30
Hale	0-3	0-2	3-4	1	3	3	15
Olaniyan	3-6	0-0	1-2	8	7	0	14
Davis	4-9	3-6	1-1	0	12	0	14
TEAM							
Totals	20-63	7-25	12-18	50	59	13	200

	Half (30)	Final
FG%	.343 (12-35)	.317
3FG%	.250 (3-12)	.280
FT%	.429 (3-7)	.667

## GAME 15

**FLORIDA** 80  
**ALABAMA** 67

Jan. 10, 2017 • Tuscaloosa, Ala.  
Coleman Coliseum • 12,923

Alabama's comeback effort fell short as the No. 23 Florida Gators knocked off the Crimson Tide, 80-67. The loss snapped a season-long four-game winning streak for the Tide.

Braxton Key recorded a career-high 24 points - the first 20-point performance by a Tide player this season - to go along with five rebounds in a season-high 35 minutes of action.

Alabama came back from an 18-point first half deficit and held the lead for most of the second half. However, with the Tide leading 59-56 with 7:33 remaining, Florida stepped up its defensive pressure which led to a game-ending 19-6 run, resulting in the final score.

After Alabama started the game with four unanswered points, Florida went on an 11-0 run to take an 11-6 lead. The Gators then used a 14-1 run later in the half to extend their lead to 34-16 with 4:50 remaining in the opening stanza. During the run, the Tide failed to make a field goal for over seven minutes and did not score in over five.

The Tide would respond by outscoring the Gators 15-4 over the final four-plus minutes, highlighted by Ar'Mond Davis' three-pointer from just off the logo at midcourt as the shot clock was winding down. Alabama carried its momentum into the second half, starting the period by outscoring Florida 15-7, to result in a combined 30-11 run that gave the Tide a 48-45 lead with 13:06 left to play.

Alabama led by as many as six points, 53-47, with 10:37 remaining before Florida turned up its defensive pressure. Clinging to a narrow 59-56 lead with 7:33 left to play, the Tide finished the contest by committing six turnovers and hitting just two of its last five shots from the floor.

**FLORIDA** 80

Player	FG	3FG	FT	R	TP	A	MIN
Robinson - F	3-8	0-2	2-3	6	8	0	29
Leon - F	1-5	0-2	2-2	0	4	0	13
Hayes - C	2-3	0-0	4-7	4	8	0	22
Hill - G	4-10	0-1	5-6	5	13	4	35
Allen - G	2-7	0-3	2-2	1	6	2	25
Chiozza	2-5	1-3	3-4	1	8	2	17
Egbunu	3-3	0-0	0-0	2	6	0	17
Barry	4-6	2-3	3-3	4	13	1	26
Stone	4-6	3-3	3-5	2	14	2	16
TEAM							
Totals	25-53	6-17	24-32	30	80	11	200

	Half (38)	Final
FG%	.500 (15-30)	.472
3FG%	.300 (3-10)	.353
FT%	.500 (5-10)	.750

**ALABAMA** 67

Player	FG	3FG	FT	R	TP	A	MIN
Norris - F	1-4	0-2	1-4	2	3	0	26
Key - F	8-17	3-4	5-8	5	24	1	35
Hall - F	6-6	0-0	0-0	8	12	1	15
Johnson Jr. - G	1-7	0-2	1-2	2	3	3	25
Ingram - G	1-1	0-0	6-10	2	8	2	30
Collins	1-6	1-3	0-3	3	3	0	12
Taylor	1-1	0-0	0-0	4	2	0	17
Hale	0-1	0-0	0-0	1	0	0	8
Olaniyan	1-2	0-0	0-0	6	2	1	15
Davis	3-5	1-2	3-5	0	10	0	17
TEAM							
Totals	23-50	5-13	16-32	37	67	8	200

	Half (31)	Final
FG%	.429 (12-28)	.460
3FG%	.400 (4-10)	.385
FT%	.273 (3-11)	.500

## GAME 16

**ALABAMA** 81  
**LSU** 66

Jan. 14, 2017 • Tuscaloosa, Ala.  
Coleman Coliseum • 8,419

Corban Collins scored a season-high 24 points, 18 of which came in the second half, to lead Alabama to an 81-66 road victory. The Crimson Tide closed the game with strong second half, as it outscored the Tigers 30-12 over the final seven minutes, which resulted in the final score.

Riley Norris scored a season-high 20 points to give the Tide a pair of 20-point scorers. Collins proved to be effective beyond the arc, as he made a career-high seven three-pointers en route to his game-high scoring output. Donta Hall added 13 points on 6-of-7 shooting from the floor, while Braxton Key led the team in rebounding with nine boards to go along with seven points and three assists.

With the score knotted at 56-56 with 5:09 left to play, Norris connected on back-to-back three-pointers to jump start an 18-4 Crimson Tide run over the next 3:52 to stretch the lead to 74-60 with 1:17 left. From there, Alabama, which outscored LSU, 53-33, in the second half, cruised to the double-digit victory.

The game was close throughout the majority, as it featured 10 ties and 11 lead changes.

The first half was a back-and-forth affair as neither team led by more than six points. Alabama held a one-point advantage with 3:34 on the clock at 27-26, before LSU closed out the half with a 7-1 run to take a 33-28 lead going into halftime.

LSU held a four-point lead, 48-44, at the midway point of the second half, before Alabama responded with a 7-0 run to take a three-point lead at 51-48 with 9:06 remaining in the contest. LSU quickly responded with a 6-0 run of its own to take a 54-51 lead with 7:53 left to play, before the Tide went on the impressive 30-12 game-ending run.

**ALABAMA** 81

Player	FG	3FG	FT	R	TP	A	MIN
Norris - F	6-12	3-7	5-5	5	20	0	35
Key - F	2-12	0-5	3-5	9	7	3	33
Hall - F	6-7	0-0	1-1	2	13	0	21
Johnson Jr. - G	0-6	0-2	2-2	0	2	1	15
Ingram - G	1-3	0-0	4-8	5	6	7	18
Collins	7-13	7-11	3-4	3	24	2	32
Taylor	2-3	0-0	1-3	3	5	0	15
Hale	0-0	0-0	0-0	0	0	0	1
Olaniyan	0-2	0-0	2-4	6	2	2	22
Davis	1-5	0-3	0-0	2	2	0	8
TEAM							
Totals	25-63	10-28	21-32	41	81	15	200

	Half (38)	Final
FG%	.281 (9-32)	.397
3FG%	.214 (3-14)	.357
FT%	.778 (7-9)	.656

**LSU** 66

Player	FG	3FG	FT	R	TP	A	MIN
Reath - F	6-14	0-2	0-0	9	12	2	32
Epps - F	3-3	0-0	5-7	7	11	2	17
Blakeney - G	4-7	1-3	2-2	3	11	1	32
Jenkins - G	0-4	0-0	0-2	1	0	4	14
Patterson - G	3-6	2-5	0-0	3	8	3	30
Sampson	2-5	1-3	2-2	3	7	2	23
Robinson III	0-0	0-0	1-2	1	1	0	6
Mays	3-7	1-2	5-6	3	12	1	20
Hayward	0-0	0-0	0-0	0	0	0	1
Bridgewater	0-0	0-0	0-0	1	0	0	5
Sims	2-8	0-1	0-0	4	4	0	20
TEAM							
Totals	23-54	5-16	15-21	37	66	15	200

	Half (33)	Final
FG%	.400 (12-30)	.426
3FG%	.143 (1-7)	.313
FT%	.800 (8-10)	.714

## GAME 17

**MISSOURI** 56  
**ALABAMA** 68

Jan. 18, 2017 • Tuscaloosa, Ala.  
Coleman Coliseum • 10,347

Alabama won a 68-56 decision over the Missouri Tigers in Coleman Coliseum. Junior forward Riley Norris and sophomore guard Avery Johnson Jr. led the team with 13 points each, as the Crimson Tide saw four players finish in double-figures.

The win marks the first time Alabama started conference play with a 4-1 mark since the 2012-13 campaign.

The game started slowly with neither team breaking 30 points in the first half. Alabama took an early 7-2 lead at the first media timeout. The Tide used a quick 6-0 spurt to take a 13-5 lead with 11:59 left in the half, before going cold and making just two of its next 15 shots. With 7:28 to play, Alabama still held a 15-10 lead. The teams exchanged baskets down the stretch, and the Tide took a seven-point lead, 26-16, into the locker room.

Alabama doubled the Tigers in the paint, 12-6, and outscored them in points off turnovers, 8-0, in the first half. The Tide held a 23-17 advantage in rebounding, highlighted by a 9-3 advantage on the offensive glass.

Alabama used a 22-12 run over the first 8:38 of the half to take a 48-34 lead with 11:22 to play. Missouri never got any closer than 10 points the rest of the way, as the Tide cruised to its seventh home victory of the year.

Alabama never trailed in the contest and improved to 10-0 when holding teams to fewer than 62 points. Alabama won the rebounding battle 39-31 with a 14 offensive boards to the Tigers' five. The Tide has now won the rebounding battle in all five of its SEC games to start the season.

**MISSOURI** 56

Player	FG	3FG	FT	R	TP	A	MIN
Barnett - F	3-6	1-3	0-0	5	7	1	28
Puryear - F	0-1	0-0	4-6	6	4	1	29
Woods - F	3-7	0-0	7-7	2	13	1	28
Walton - G	1-4	0-1	0-0	1	2	0	15
Geist - G	1-3	0-0	1-2	1	3	0	14
Phillips	5-10	3-5	3-5	4	16	7	33
Hughes	3-6	2-3	0-3	5	8	0	23
Nikko	0-3	0-0	0-0	1	0	0	10
VanLeer	1-2	1-2	0-0	2	3	0	20
TEAM				4			
Totals	17-42	7-14	15-23	31	56	10	200

	Half (19)	Final
FG%	.300 (6-20)	.405
3FG%	.500 (3-6)	.500
FT%	.444 (4-9)	.652

**ALABAMA** 68

Player	FG	3FG	FT	R	TP	A	MIN
Norris - F	5-10	2-5	1-4	4	13	1	34
Key - F	4-9	2-5	1-2	7	11	3	24
Hall - F	1-2	0-0	1-4	4	3	0	16
Collins - G	1-7	0-6	0-0	3	2	1	23
Ingram - G	4-5	2-3	2-6	4	12	3	29
Johnson Jr.	4-7	1-3	4-4	1	13	1	20
Taylor	2-5	0-0	2-6	9	6	0	23
Hale	0-1	0-1	0-0	1	0	0	6
Olanivan	0-1	0-0	2-2	2	2	0	11
Davis	2-6	2-4	0-0	2	6	0	14
TEAM				2			
Totals	23-53	9-27	13-28	39	68	9	200

	Half (26)	Final
FG%	.333 (10-30)	.434
3FG%	.200 (3-15)	.333
FT%	.429 (3-7)	.464

## GAME 18

**ALABAMA** 64  
**AUBURN** 84

Jan. 21, 2017 • Auburn, Ala.  
Auburn Arena • 9,121

Alabama gave up 54 second-half points en route to an 84-64 loss at Auburn Arena. The Tide, which lost for just the second time in its last eight games, allowed the Tigers to go on a 24-7 run to turn a tight game into a double-digit defeat.

The game was tightly contested through the first 30 minutes of play, featuring eight ties and seven lead changes. With Alabama leading 52-51 with 9:38 left to play, Auburn began its game-deciding run as it outscored the Tide 9-2 over the next 2:41 to go up 61-54. After Alabama cut the deficit to 63-59 with 5:04 remaining, Auburn scored the next 13 points to blow it open.

The Tigers' 24-7 run lasted 6:47 and turned the score from a one-point Auburn deficit to a 16-point cushion (75-59) with just 2:31 left to play. In all, the Tide was outscored 33-12 over the final 9:38 to result in the final score.

Prior to the Tigers' final push, neither team led by more than seven points in a back-and-forth affair. Alabama jumped out early to a 12-5 lead before foul trouble sidelined a pair of starters in redshirt freshman Dazon Ingram and sophomore Dontia Hall, who played two and eight minutes in the opening half, respectively. However, Auburn battled back and was able to even the game at 30-30 as the teams headed to the locker room.

For the game, the Tide shot 41 percent from the field and 29 percent from beyond the arc, while the Tigers connected on 50 percent from the floor and 62 percent from deep. Auburn finished the game 28-of-42 from the foul line, led by its freshman center Austin Wiley, who finished with 19 points and 11-of-18 from the charity stripe. As a team, the Tide went 10-of-19 from the foul line.

**ALABAMA** 64

Player	FG	3FG	FT	R	TP	A	MIN
Norris - F	4-10	2-6	0-0	2	10	0	33
Key - F	5-12	1-4	7-10	4	18	3	28
Hall - F	2-2	0-0	1-2	2	5	0	9
Collins - G	0-5	0-3	0-0	2	0	1	20
Ingram - G	3-7	1-2	0-2	4	7	3	24
Schaffer	0-0	0-0	0-0	0	0	0	1
Johnson Jr.	3-8	2-4	0-0	2	8	1	23
Taylor	3-5	0-0	1-2	4	7	1	26
Hale	0-1	0-1	0-0	1	0	1	5
Olanivan	3-5	0-0	1-3	11	7	3	22
Davis	1-3	0-1	0-0	0	2	0	10
TEAM				2			
Totals	24-58	6-21	10-19	34	64	13	200

	Half (30)	Final
FG%	.387 (12-31)	.414
3FG%	.364 (4-11)	.286
FT%	.333 (2-6)	.526

**AUBURN** 84

Player	FG	3FG	FT	R	TP	A	MIN
Spencer - F	1-1	0-0	0-0	1	2	0	11
Wiley - C	4-9	0-0	11-18	9	19	0	25
Harper - G	0-2	0-1	4-4	1	4	3	20
Dunans - G	3-8	0-0	2-4	2	8	2	26
Heron - G	5-9	3-3	2-4	5	15	0	31
Brown	2-5	2-4	2-2	1	8	2	24
Purifoy	2-4	1-2	0-0	3	5	1	29
Keim	1-1	1-1	0-0	0	3	0	1
Macy	0-0	0-0	0-0	0	0	0	1
McLemore	1-2	0-0	1-2	6	3	0	14
Johnson	5-7	1-2	6-8	1	17	2	20
Blackstock	0-0	0-0	0-0	0	0	0	1
TEAM				5			
Totals	24-48	8-13	28-42	34	84	10	200

	Half (26)	Final
FG%	.476 (10-21)	.500
3FG%	.429 (3-7)	.615
FT%	.538 (7-13)	.667

## GAME 19

**ALABAMA** 80  
**GEORGIA** 60

Jan. 25, 2017 • Athens, Ga.  
Stegeman Coliseum • 6,661

Braxton Key registered a career-high 26 points to help lift Alabama to an impressive 80-60 road victory over the Georgia Bulldogs at Stegeman Coliseum.

Alabama had four players finish in double figures. Along with Key's career-high scoring output, Corban Collins and Riley Norris registered 15 points each, while Jimmie Taylor added 10. Combined, the four Crimson Tide players scored 66 of the team's 80 points.

At the midway point of the first half, Alabama held a six-point lead at 15-9. Georgia responded with 6-2 spurt to cut the Tide's lead to two points, 17-15, forcing an Alabama timeout with 6:56 on the clock. However, Georgia head coach Mark Fox received two technicals and was ejected from the game with 1:59 left in the half, helping the Tide to end the half on a 13-3 run to take a 41-27 lead into the locker room.

Alabama did not let up at all to begin the second half as Norris scored five straight points and the Tide was able to extend its lead to 20 points, 59-39, with 10:14 left to play.

Georgia responded with a 13-2 run to trim the Tide's lead to 62-52 with five minutes left in regulation. That's as close as the Bulldogs would come, as Alabama was able to hit free throws and get defensive stops down the stretch to result in the final score.

Alabama shot 51 percent from the field in the 40-minute contest, while shooting a season-best 60 percent (9-of-15) from beyond the arc. The Tide also outrebounded the Bulldogs by a 40-27 decision.

**ALABAMA** 80

Player	FG	3FG	FT	R	TP	A	MIN
Olanivan - F	0-4	0-0	2-2	6	2	0	16
Key - F	7-11	3-4	9-13	9	26	2	37
Hall - F	0-1	0-0	0-0	11	0	1	29
Norris - G	5-7	2-3	3-4	3	15	0	33
Ingram - G	0-3	0-0	8-11	3	8	1	23
Schaffer	0-0	0-0	0-0	1	0	0	1
Collins	5-7	4-5	1-4	0	15	1	22
Johnson Jr.	2-6	0-3	0-0	0	4	2	15
Taylor	5-8	0-0	0-0	3	10	1	22
Davis	0-0	0-0	0-0	0	0	0	2
TEAM				4			
Totals	24-47	9-15	23-34	40	80	8	200

	Half (41)	Final
FG%	.533 (16-30)	.511
3FG%	.444 (4-9)	.600
FT%	.833 (5-6)	.676

**GEORGIA** 60

Player	FG	3FG	FT	R	TP	A	MIN
Maten - F	7-15	1-1	5-7	5	20	1	36
Ogbeide - F	3-7	0-0	1-2	11	7	1	30
Harris - G	0-7	0-2	0-0	0	0	1	27
Parker - G	4-9	1-4	1-2	4	10	3	28
Frazier - G	2-9	0-5	0-0	0	4	3	38
Jackson II	3-4	1-2	0-0	0	7	0	12
Crump	1-2	1-2	3-4	0	6	0	3
Diatta	0-0	0-0	2-2	1	2	1	8
Kessler	0-0	0-0	0-0	0	0	0	3
Geno	0-0	0-0	2-2	1	2	0	7
Edwards	1-2	0-0	0-0	2	2	0	8
TEAM				3			
Totals	21-55	4-16	14-19	27	60	10	200

	Half (27)	Final
FG%	.435 (10-23)	.382
3FG%	.400 (2-5)	.250
FT%	.833 (5-6)	.737

## GAME 20

**MISSISSIPPI STATE** 62  
**ALABAMA** 71

Jan. 28, 2017 • Tuscaloosa, Ala.  
Coleman Coliseum • 15,383

Alabama outscored Mississippi State 14-4 over the game's final six-plus minutes to pull out a 71-62 victory over Mississippi State in front of a sellout Coleman Coliseum crowd. With the win, the Tide improved to 13-7 on the season and 6-2 in Southeastern Conference play, which marked its best start in league play since the 2012-13 campaign.

The Tide set season highs in free throws attempted, free throws made and free throw percentage en route to the nine-point victory. Dazon Ingram, who entered the contest as a 60-percent free throw shooter, went 12-of-12 from the line on his way to 15 points. Braxton Key led the Tide with 19 points while adding nine rebounds.

Alabama got out to a slow start including a three-minute stretch without a field goal. After trailing 13-12 midway through the first half, the Tide took its first lead of the night, 17-15, on a Riley Norris three-pointer with 8:10 to play. The teams then traded baskets with neither gaining more than a three-point lead. Alabama ended the half with a 10-2 run over the final 2:50 to turn a 24-27 deficit into a 34-29 lead at the break.

The Tide went a perfect 11-of-11 from the free throw line in the first 20 minutes and outrebounded the Bulldogs, 20-17.

Alabama kept up the momentum out of the break with a 7-0 run over the first 3:37 of the second half, but then went cold and failed to make a field goal for nearly five minutes. The Bulldogs took advantage, using a 17-5 run over a span of 4:14 to take a 58-57 lead with 6:05 to play. However, Key immediately answered with a three-point basket that began a run of 13 consecutive points by Alabama to take control of the game.

Alabama's defense collected seven blocks and scored 23 points off 18 Mississippi State turnovers.

**MISSISSIPPI STATE** 62

Player	FG	3FG	FT	R	TP	A	MIN
Holman - F	2-7	0-1	0-0	9	4	0	31
Herard - C	5-5	0-0	2-4	6	12	1	30
Peters - G	4-2	2-6	3-5	0	13	3	34
Kegler - G	2-7	1-2	0-2	5	5	4	27
Weatherspoon - G	4-14	1-4	2-2	7	11	1	35
Wright	2-3	0-1	1-1	1	5	0	15
Stapleton	2-4	1-2	0-1	3	5	0	8
Ready	0-0	0-0	0-0	0	0	0	2
Carter	1-3	0-0	2-2	1	4	2	10
Datcher	1-1	0-0	1-2	1	3	0	8
TEAM				7			
Totals	23-56	5-16	11-19	40	62	11	200

	Half (29)	Final
FG%	.355 (11-31)	.411
3FG%	.167 (1-6)	.313
FT%	.857 (6-7)	.579

**ALABAMA** 71

Player	FG	3FG	FT	R	TP	A	MIN
Olanivan - F	3-4	0-0	0-0	11	6	0	22
Key - F	4-13	1-4	10-14	9	19	1	34
Hall - F	1-3	0-0	4-4	6	6	1	22
Norris - G	4-11	3-5	2-2	2	13	1	34
Ingram - G	1-9	1-3	12-12	1	15	6	33
Collins	1-4	1-3	2-2	0	5	1	18
Johnson Jr.	1-5	0-3	0-0	1	2	0	13
Taylor	2-3	0-0	1-2	5	5	1	24
TEAM				2			
Totals	17-52	6-18	31-36	37	71	11	200

	Half (34)	Final
FG%	.385 (10-26)	.327
3FG%	.333 (3-9)	.333
FT%	1.000 (11-11)	.861

## GAME 21

ALABAMA  
ARKANSAS68  
87Feb. 1, 2017 • Fayetteville, Ark.  
Bud Walton Arena • 14,004

Alabama lost an 87-68 decision to the Arkansas Razorbacks at Bud Walton Arena.

Arkansas jumped out to a 5-2 lead to start the first half, before Alabama responded with a 7-0 run to move in front, 9-5, with 15:46 left on the clock. However, the Razorbacks answered with an 11-2 run of their own to regain the lead, 16-11, at the midway point, before stretching it to 28-17 with five minutes left in the half. The Tide was able to cut the lead to eight points at 35-27 going into halftime.

Alabama began the second half by scoring the first four points to trim the deficit to 35-31 with 19:06 to play. However, the Razorbacks' Moses Kingsley answered with a dunk on the other end of the floor to jumpstart a 28-8 Arkansas run over the next eight-plus minutes, resulting in a 63-39 lead with 10:23 left to play. From there, the Razorbacks cruised to the 19-point victory.

The Tide had three players finish in double figures, led by freshman Dazon Ingram's 14 points. Freshman Braxton Key registered 12 points in the contest, while junior Ar'Mond Davis was the last Alabama player to finish in double figures with 10 points.

The Tide finished the game shooting 39.6 percent (21-of-53) from the field in the 40 minute contest, while going 6-of-18 (.333) from behind the three-point line. In comparison, Arkansas connected on 49.2 percent (29-of-59) from the floor and 47.1 percent (11-of-23) from beyond the arc. Alabama also committed 18 turnovers which resulted in a big 28-7 Arkansas advantage in points-off-turnovers.

## ALABAMA 68

Player	FG	3FG	FT	R	TP	A	MIN
Norris - F	3-5	2-4	0-0	3	8	0	24
Olanivan - F	2-3	0-0	1-1	9	5	0	20
Key - F	2-8	2-4	6-8	4	12	2	31
Hall - F	3-6	0-0	0-1	6	6	2	27
Ingram - G	5-7	1-1	3-4	3	14	1	23
Schaffer	0-1	0-1	2-2	1	2	2	3
Collins	1-4	0-3	0-1	3	2	4	23
Johnson Jr.	1-8	1-2	0-0	1	3	1	19
Taylor	2-4	0-0	2-2	0	6	1	14
Davis	2-7	0-3	6-6	3	10	0	16
TEAM				3			
Totals	21-53	6-18	20-25	36	68	13	200

	Half (27)	Final
FG%	.400 (10-25)	.396
3FG%	.375 (3-8)	.333
FT%	.800 (4-5)	.800

## ARKANSAS 87

Player	FG	3FG	FT	R	TP	A	MIN
Cook - F	1-1	0-0	0-0	1	2	0	11
Kingsley - F	2-4	0-0	11-12	6	15	1	27
Barford - G	6-12	0-3	1-3	5	13	4	27
Macon - G	4-8	3-4	1-1	1	12	4	27
Beard - G	2-8	1-4	0-0	4	5	2	27
Thompson	0-0	0-0	0-0	2	0	3	11
Bailey	3-3	0-0	1-3	3	7	0	11
Hannahs	7-9	5-6	0-0	0	19	1	17
Hazen	0-1	0-0	0-0	0	0	0	3
Thomas	1-4	0-0	0-2	6	2	1	13
Holmes	0-1	0-1	0-0	0	0	0	1
Watkins	2-5	2-4	4-8	4	10	2	21
Jones	1-3	0-1	0-0	0	2	0	4
TEAM				1			
Totals	29-59	11-23	18-29	32	87	18	200

	Half (35)	Final
FG%	.385 (10-26)	.492
3FG%	.364 (4-11)	.478
FT%	.647 (11-17)	.621

## GAME 22

AUBURN  
ALABAMA82  
77Feb. 4, 2017 • Tuscaloosa, Ala.  
Coleman Coliseum • 15,383

Alabama team fell late to Auburn, 82-77, in front of a sellout Coleman Coliseum crowd. The Tide trailed by 14 points with just over two minutes to play and was able to cut the lead to three, but the Tigers connected on four free throws in the final minute to seal the win.

Auburn was able to pull away because of its three-point shooting. The Tigers shot 56 percent from beyond the arc and connected on 15 three-pointers (15-of-27), which were the most allowed by Alabama this season. As a result, Auburn snapped a seven-game losing streak to Alabama at Coleman Coliseum and swept the Crimson Tide for the first time since 2009.

Braxton Key and Corban Collins each scored a game-high 17 points. Dazon Ingram ended the night with 16 points, five rebounds and a career-high five steals in the loss.

Alabama started strong, forcing three turnovers in the first two minutes to jump out to an 8-2 lead, but Auburn rallied and was able to take the lead for good on a three-pointer by Ronnie Johnson to give the Tigers a 16-14 lead with 14:05 remaining in the half. Auburn went a 13-5 run late in the half to increase its lead to 36-25 with 6:08 on the clock.

The Tide immediately answered with eight straight points to trim the lead to 36-33 with 4:35 left in the half. The Tigers held a 41-39 advantage at the break.

The teams remained close to start the second half until Auburn went on an 18-6 run to take a commanding 69-54 lead with seven minutes to play. Over the final two minutes, the Tide forced four turnovers and had three steals, which resulted in 10 consecutive points, but it was not enough as the Tigers held on for the win.

## AUBURN 82

Player	FG	3FG	FT	R	TP	A	MIN
Purifoy - F	4-7	4-7	2-2	4	14	2	27
Wiley - C	1-2	0-0	0-2	2	2	0	15
Harper - G	4-8	2-3	4-6	1	14	1	20
Dunans - G	2-8	0-3	0-0	1	4	3	26
Heron - G	3-8	1-2	6-6	2	13	0	31
Brown	4-5	4-5	0-0	0	12	3	23
Smith	0-1	0-0	0-0	0	0	0	5
Lang	2-2	1-1	0-0	1	5	0	13
McLemore	1-1	0-0	1-5	8	3	0	19
Johnson	6-11	3-6	0-1	2	15	3	21
TEAM				7			
Totals	27-53	15-27	13-22	28	82	12	200

	Half (41)	Final
FG%	.552 (16-29)	.509
3FG%	.538 (7-13)	.556
FT%	.286 (2-7)	.591

## ALABAMA 77

Player	FG	3FG	FT	R	TP	A	MIN
Norris - F	4-15	1-10	0-0	2	9	0	31
Taylor - F	3-3	0-0	0-3	6	6	0	18
Olanivan - F	1-3	0-0	0-0	8	2	0	14
Key - F	4-12	1-5	8-11	7	17	4	37
Ingram - G	6-9	1-1	3-6	5	16	4	28
Collins	6-13	3-10	2-2	4	17	2	31
Johnson Jr.	2-6	1-3	0-0	1	5	0	15
Davis	1-3	1-3	0-0	3	3	0	6
Hall	1-1	0-0	0-0	7	2	0	20
TEAM				4			
Totals	28-65	8-32	13-22	47	77	10	200

	Half (39)	Final
FG%	.484 (15-31)	.431
3FG%	.286 (4-14)	.250
FT%	.625 (5-8)	.591

## GAME 23

ALABAMA  
SOUTH CAROLINA90  
86Feb. 7, 2017 • Columbia, S.C.  
Colonial Life Arena • 14,450

Avery Johnson Jr. registered a career-high 23 points to lead Alabama to a 90-86 win at No. 19 South Carolina. The win gives the Tide its first victory over a top-25 team in a true road contest since taking a 77-73 win at then-No. 4 Mississippi State on Feb. 21, 2004.

In addition, Tuesday night's thriller was just the second quadruple overtime contest that Alabama has played in program history. The only other such game came on Feb. 12, 1972, when the Tide defeated LSU, 103-99.

Ar'Mond Davis came off the bench to score a career-best 19 points, while Riley Norris collected his third career double-double and his first this season with 11 points and a season-high 14 rebounds.

After Alabama jumped out to a 32-16 lead at halftime, South Carolina rallied in the second half to even the game at 57-57 at the end of regulation.

After an even first overtime that did not decide a winner, South Carolina got off to a fast start in the second overtime, as it scored the first seven points to take a 70-63 lead with 2:35 on the clock. However, the Tide answered with eight straight to take a one-point lead at 71-70 with 42 seconds remaining.

The Tide began the third overtime scoring the first four points and led 82-77, but the Gamecocks responded with five straight points to knot the score.

The fourth overtime was decided when Norris knocked down four consecutive free-throws in the final minute to seal the win.

USC's Sindarius Thornwell had 44 points and 21 rebounds in 56 minutes of action. He was joined in double figures by PJ Dozier, who ended the night with 21 points.

The Tide bench outscored the Gamecock bench by a 56-5 margin in the 60 minute contest. Alabama outrebounded South Carolina by a 61-52 margin.

## ALABAMA 90

Player	FG	3FG	FT	R	TP	A	MIN
Olanivan - F	1-1	0-0	0-0	1	2	0	8
Key - F	3-6	0-2	0-3	6	6	2	26
Hall - F	3-6	0-0	2-2	7	8	0	39
Norris - G	3-9	0-2	5-5	14	11	4	46
Ingram - G	2-4	0-0	3-6	5	7	1	30
Collins	2-8	0-3	1-2	4	5	0	33
Johnson Jr.	9-21	5-10	0-0	6	23	3	44
Taylor	1-1	0-0	1-1	5	3	1	16
Hale	0-3	0-3	6-8	6	6	0	20
Davis	6-12	3-7	4-6	2	19	0	38
TEAM				6			
Totals	30-71	8-27	22-33	62	90	11	300

	1 <sup>st</sup> Half (32)	2 <sup>nd</sup> Half (25)	OT (43)	Final
FG%	.407 (11-27)	.375 (9-24)	.500 (10-20)	.423
3FG%	.214 (3-14)	.250 (2-8)	.600 (3-5)	.296
FT%	.875 (7-8)	.385 (5-13)	.833 (10-12)	.667

## SOUTH CAROLINA 86

Player	FG	3FG	FT	R	TP	A	MIN
Kotsar - F	1-5	0-0	0-0	2	2	0	24
Silva - F	3-7	0-0	3-4	8	9	1	22
Thornwell - G	9-25	1-7	25-33	21	44	2	56
Notice - G	1-11	1-8	2-4	3	5	1	54
Dozier - G	8-24	3-8	2-6	5	21	2	54
Gravett	0-2	0-1	0-0	1	0	1	29
Felder	0-1	0-0	0-0	0	0	0	7
Blanton	0-2	0-2	2-2	3	2	0	12
Gueye	0-0	0-0	0-0	0	0	0	4
McKie	1-9	0-5	1-1	5	3	0	32
Keita	0-2	0-0	0-0	3	0	0	6
TEAM				1			
Totals	23-88	5-31	35-50	52	86	7	300

	1 <sup>st</sup> Half (16)	2 <sup>nd</sup> Half (41)	OT (39)	Final
FG%	.100 (3-30)	.393 (11-28)	.300 (9-30)	.261
3FG%	.143 (1-7)	.222 (2-9)	.133 (2-15)	.161
FT%	.750 (9-12)	.630 (17-27)	.818 (9-11)	.700





## 2016-17 CUMULATIVE STATS

**2016-17 Alabama Basketball**  
**Alabama Combined Team Statistics (as of Feb 07, 2017)**  
**All games**

RECORD:	OVERALL	HOME	AWAY	NEUTRAL
ALL GAMES	14-9	8-4	4-4	2-1
CONFERENCE	7-4	3-2	4-2	0-0
NON-CONFERENCE	7-5	5-2	0-2	2-1

##	Player	gp-gs	min	avg	Total		3-Point		F-Throw		Rebounds				pf	dq	a	to	blk	stl	pts	avg
					fg-fga	fg%	3fg-fga	3fg%	ft-fga	ft%	off	def	tot	avg								
25	Key, Braxton	23-19	649	28.2	90-208	.433	25-70	.357	67-107	.626	42	95	137	6.0	61	2	48	67	15	16	272	11.8
12	Ingram, Dazon	23-23	617	26.8	70-138	.507	13-28	.464	79-124	.637	21	85	106	4.6	57	1	82	64	7	27	232	10.1
01	Norris, Riley	23-18	631	27.4	70-177	.395	30-96	.313	36-47	.766	33	58	91	4.0	51	0	20	23	2	21	206	9.0
03	Collins, Corban	21-12	495	23.6	53-145	.366	32-92	.348	25-40	.625	6	39	45	2.1	37	0	31	19	0	13	163	7.8
05	Johnson Jr, Avery	23-6	456	19.8	60-170	.353	24-70	.343	22-28	.786	6	31	37	1.6	43	0	35	25	1	16	166	7.2
22	Davis, Ar'Mond	21-0	292	13.9	44-131	.336	23-78	.295	24-28	.857	4	29	33	1.6	14	0	3	14	2	9	135	6.4
35	Hall, Donta	23-15	451	19.6	55-84	.655	0-0	.000	24-43	.558	45	85	130	5.7	56	2	12	19	36	12	134	5.8
10	Taylor, Jimmie	23-8	421	18.3	51-83	.614	0-0	.000	22-44	.500	31	56	87	3.8	57	2	15	28	34	12	124	5.4
11	Hale, Shannon	19-1	240	12.6	24-75	.320	8-41	.195	31-44	.705	6	24	30	1.6	26	1	6	21	6	5	87	4.6
00	King, Nick	7-2	89	12.7	8-25	.320	3-13	.231	4-6	.667	3	17	20	2.9	3	0	3	7	2	5	23	3.3
21	Olaniyan, Bola	22-11	302	13.7	23-46	.500	0-0	.000	17-27	.630	53	68	121	5.5	48	1	10	33	1	16	63	2.9
02	Schaffer, Lawson	9-0	14	1.6	2-5	.400	2-4	.500	2-2	1.000	1	1	2	0.2	1	0	3	0	0	2	8	0.9
23	Austin, Brandon	5-0	38	7.6	1-15	.067	0-6	.000	1-3	.333	1	2	3	0.6	3	0	1	0	1	1	3	0.6
33	Fuller, Landon	3-0	5	1.7	0-0	.000	0-0	.000	0-0	.000	0	0	0	0.0	0	0	0	0	0	0	0	0.0
Team											40	39	79		1		11					
Total.....		23	4700		551-1302	.423	160-498	.321	354-543	.652	292	629	921	40.0	458	9	269	331	107	155	1616	70.3
Opponents.....		23	4700		509-1259	.404	163-454	.359	338-504	.671	221	548	769	33.4	471	12	237	338	66	152	1519	66.0

TEAM STATISTICS	UA	OPP	Date	Opponent	Score	Att.
SCORING	1616	1519	11/11/16	COASTAL CAROLINA	W 70-53	14579
Points per game	70.3	66.0	11/15/16	DAYTON	L 72-77	10834
Scoring margin	+4.2	-	11/18/16	BALL STATE	W 77-59	11665
FIELD GOALS-ATT	551-1302	509-1259	% 11/21/16	vs Valparaiso	L 60-68	2107
Field goal pct	.423	.404	% 11/23/16	vs Saint Louis	W 62-57	0
3 POINT FG-ATT	160-498	163-454	11/29/16	CHARLESTON SOUTHERN	W 76-46	11425
3-point FG pct	.321	.359	12/02/16	at Texas	L 68-77	10268
3-pt FG made per game	7.0	7.1	12/11/16	at Oregon	L 56-65	8922
FREE THROWS-ATT	354-543	338-504	12/15/16	USC UPSTATE	W 78-61	9773
Free throw pct	.652	.671	# 12/18/16	CLEMSON	L 54-67	11147
F-Throws made per game	15.4	14.7	^ 12/21/16	vs Arkansas State	W 67-52	6572
REBOUNDS	921	769	12/29/16	STETSON	W 83-60	11128
Rebounds per game	40.0	33.4	* 1/3/17	at Mississippi State	W 68-58	7452
Rebounding margin	+6.6	-	* 1/7/17	VANDERBILT	W 59-56	11256
ASSISTS	269	237	* 1/10/17	FLORIDA	L 67-80	12923
Assists per game	11.7	10.3	* 1/14/17	at LSU	W 81-66	8419
TURNOVERS	331	338	* 1/18/17	MISSOURI	W 68-56	10347
Turnovers per game	14.4	14.7	* 1/21/17	at Auburn	L 64-84	9121
Turnover margin	+0.3	-	* 1/25/17	at Georgia	W 80-60	6661
Assist/turnover ratio	0.8	0.7	* 1/28/17	MISSISSIPPI STATE	W 71-62	15383
STEALS	155	152	* 2/1/17	at Arkansas	L 68-87	14004
Steals per game	6.7	6.6	* 2/4/17	AUBURN	L 77-82	15383
BLOCKS	107	66	* 2/7/17	at South Carolina	Wo4 90-86	14450
Blocks per game	4.7	2.9				
ATTENDANCE	145843	87976				
Home games-Avg/Game	12-12154	8-9912				
Neutral site-Avg/Game	-	3-2893				

% = Men Who Speak Out Main Event (Las Vegas)

# = Vulcan Classic (Birmingham, Ala.)

^ = Rocket City Classic (Huntsville, Ala.)

\* = Conference game

Score by Periods	1st	2nd	OT	OT2	OT3	OT4	Totals
Alabama	735	848	6	11	8	8	1616
Opponents	656	834	6	11	8	4	1519

## 2016-17 SEC STATS

**2016-17 Alabama Basketball**  
**Alabama Combined Team Statistics (as of Feb 07, 2017)**  
**Conference games**

<b>RECORD:</b>	<b>OVERALL</b>	<b>HOME</b>	<b>AWAY</b>	<b>NEUTRAL</b>
ALL GAMES	7-4	3-2	4-2	0-0
CONFERENCE	7-4	3-2	4-2	0-0
NON-CONFERENCE	0-0	0-0	0-0	0-0

#	Player	gp-gs	min	avg	Total		3-Point		F-Throw		Rebounds								pts	avg		
					fg-fga	fg%	3fg-fga	3fg%	ft-fa	ft%	off	def	tot	avg	pf	dq	a	to			blk	stl
25	Key, Braxton	11-11	338	30.7	44-112	.393	15-41	.366	53-78	.679	24	53	77	7.0	35	2	23	38	5	9	156	14.2
12	Ingram, Dazon	11-11	304	27.6	31-68	.456	6-12	.500	48-76	.632	11	40	51	4.6	30	1	37	38	4	13	116	10.5
01	Norris, Riley	11-11	347	31.5	38-97	.392	16-52	.308	21-28	.750	11	30	41	3.7	29	0	7	13	1	10	113	10.3
05	Johnson Jr, Avery	11-4	241	21.9	30-96	.313	13-39	.333	9-10	.900	3	16	19	1.7	19	0	12	13	0	7	82	7.5
03	Collins, Corban	11-2	248	22.5	26-77	.338	17-54	.315	10-20	.500	3	25	28	2.5	23	0	15	7	0	8	79	7.2
22	Davis, Ar'Mond	9-0	125	13.9	20-50	.400	10-29	.345	14-18	.778	2	10	12	1.3	8	0	0	5	2	3	64	7.1
10	Taylor, Jimmie	11-1	224	20.4	28-44	.636	0-0	.000	13-24	.542	20	30	50	4.5	32	2	8	15	14	5	69	6.3
35	Hall, Donta	11-10	226	20.5	26-40	.650	0-0	.000	9-15	.600	21	39	60	5.5	30	2	5	11	15	5	61	5.5
21	Olaniyan, Bola	11-5	180	16.4	15-32	.469	0-0	.000	10-16	.625	35	39	74	6.7	28	0	7	21	0	9	40	3.6
11	Hale, Shannon	7-0	63	9.0	1-12	.083	0-9	.000	9-14	.643	2	10	12	1.7	6	0	4	3	1	0	11	1.6
02	Schaffer, Lawson	3-0	4	1.3	0-1	.000	0-1	.000	2-2	1.000	1	1	2	0.7	1	0	2	0	0	0	2	0.7
	Team										22	18	40					6				
	Total.....	11	2300		259-629	.412	77-237	.325	198-301	.658	155	311	466	42.4	241	7	120	170	42	69	793	72.1
	Opponents.....	11	2300		251-616	.407	80-220	.364	195-286	.682	108	264	372	33.8	246	9	125	154	38	88	777	70.6

<b>TEAM STATISTICS</b>	<b>UA</b>	<b>OPP</b>	<b>Date</b>	<b>Opponent</b>	<b>Score</b>	<b>Att.</b>
SCORING	793	777	* 1/3/17	at Mississippi State	W 68-58	7452
Points per game	72.1	70.6	* 1/7/17	VANDERBILT	W 59-56	11256
Scoring margin	+1.5	-	* 1/10/17	FLORIDA	L 67-80	12923
FIELD GOALS-ATT	259-629	251-616	* 1/14/17	at LSU	W 81-66	8419
Field goal pct	.412	.407	* 1/18/17	MISSOURI	W 68-56	10347
3 POINT FG-ATT	77-237	80-220	* 1/21/17	at Auburn	L 64-84	9121
3-point FG pct	.325	.364	* 1/25/17	at Georgia	W 80-60	6661
3-pt FG made per game	7.0	7.3	* 1/28/17	MISSISSIPPI STATE	W 71-62	15383
FREE THROWS-ATT	198-301	195-286	* 2/1/17	at Arkansas	L 68-87	14004
Free throw pct	.658	.682	* 2/4/17	AUBURN	L 77-82	15383
F-Throws made per game	18.0	17.7	* 2/7/17	at South Carolina	Wo4 90-86	14450
REBOUNDS	466	372	% = Men Who Speak Out Main Event (Las Vegas)			
Rebounds per game	42.4	33.8	# = Vulcan Classic (Birmingham, Ala.)			
Rebounding margin	+8.5	-	^ = Rocket City Classic (Huntsville, Ala.)			
ASSISTS	120	125	* = Conference game			
Assists per game	10.9	11.4				
TURNOVERS	170	154				
Turnovers per game	15.5	14.0				
Turnover margin	-1.5	-				
Assist/turnover ratio	0.7	0.8				
STEALS	69	88				
Steals per game	6.3	8.0				
BLOCKS	42	38				
Blocks per game	3.8	3.5				
ATTENDANCE	65292	60107				
Home games-Avg/Game	5-13058	6-10018				
Neutral site-Avg/Game	-	0-0				

<b>Score by Periods</b>	<b>1st</b>	<b>2nd</b>	<b>OT</b>	<b>OT2</b>	<b>OT3</b>	<b>OT4</b>	<b>Totals</b>
Alabama	350	410	6	11	8	8	793
Opponents	318	430	6	11	8	4	777



## 2016-17 SEASON/CAREER STATS

**2016-17 Alabama Basketball**  
**Alabama Season/Career Statistics (as of Feb 07, 2017)**  
**All games**

## SEASON STATISTICS

## CAREER STATISTICS

SUMMARY	gp-gs	min/g	fg%	3fg%	ft%	r/g	a/g	stl	blk	pts/g	gp-gs	min/g	fg%	3fg%	ft%	r/g	a/g	stl	blk	pts/g
Key, Braxton	23-19	28.2	.433	.357	.626	6.0	2.1	16	15	11.8	23-19	28.2	.433	.357	.626	6.0	2.1	16	15	11.8
Ingram, Dazon	23-23	26.8	.507	.464	.637	4.6	3.6	27	7	10.1	30-30	26.5	.514	.467	.630	4.9	3.5	35	10	9.5
Norris, Riley	23-18	27.4	.395	.313	.766	4.0	0.9	21	2	9.0	90-45	25.3	.381	.345	.673	4.5	0.7	68	17	6.8
Collins, Corban	21-12	23.6	.366	.348	.625	2.1	1.5	13	0	7.8	21-12	23.6	.366	.348	.625	2.1	1.5	13	0	7.8
Johnson Jr, Avery	23-6	19.8	.353	.343	.786	1.6	1.5	16	1	7.2	23-6	19.8	.353	.343	.786	1.6	1.5	16	1	7.2
Davis, Ar'Mond	21-0	13.9	.336	.295	.857	1.6	0.1	9	2	6.4	21-0	13.9	.336	.295	.857	1.6	0.1	9	2	6.4
Hall, Donta	23-15	19.6	.655	.000	.558	5.7	0.5	12	36	5.8	56-15	15.6	.634	.000	.494	4.9	0.3	27	92	4.1
Taylor, Jimmie	23-8	18.3	.614	.000	.500	3.8	0.7	12	34	5.4	122-93	20.1	.597	.000	.437	4.2	0.4	43	192	4.8
Hale, Shannon	19-1	12.6	.320	.195	.705	1.6	0.3	5	6	4.6	106-48	20.5	.394	.312	.692	2.9	0.8	56	38	8.4
King, Nick	7-2	12.7	.320	.231	.667	2.9	0.4	5	2	3.3	7-2	12.7	.320	.231	.667	2.9	0.4	5	2	3.3
Olaniyan, Bola	22-11	13.7	.500	.000	.630	5.5	0.5	16	1	2.9	22-11	13.7	.500	.000	.630	5.5	0.5	16	1	2.9
Schaffer, Lawson	9-0	1.6	.400	.500	1.000	0.2	0.3	2	0	0.9	25-0	1.8	.267	.308	.667	0.2	0.2	3	0	0.6
Austin, Brandon	5-0	7.6	.067	.000	.333	0.6	0.2	1	1	0.6	35-0	8.7	.257	.174	.429	0.9	0.1	4	5	1.4
Fuller, Landon	3-0	1.7	.000	.000	.000	0.0	0.0	0	0	0.0	3-0	1.7	.000	.000	.000	0.0	0.0	0	0	0.0

SCORING	fg-fga	fg%	3fg-fga	3fg%	ft-fa	ft%	pts	pts/g	fg-fga	fg%	3fg-fga	3fg%	ft-fa	ft%	pts	pts/g
Key, Braxton	90-208	.433	25-70	.357	67-107	.626	272	11.8	90-208	.433	25-70	.357	67-107	.626	272	11.8
Ingram, Dazon	70-138	.507	13-28	.464	79-124	.637	232	10.1	90-175	.514	14-30	.467	92-146	.630	286	9.5
Norris, Riley	70-177	.395	30-96	.313	36-47	.766	206	9.0	202-530	.381	100-290	.345	109-162	.673	613	6.8
Collins, Corban	53-145	.366	32-92	.348	25-40	.625	163	7.8	53-145	.366	32-92	.348	25-40	.625	163	7.8
Johnson Jr, Avery	60-170	.353	24-70	.343	22-28	.786	166	7.2	60-170	.353	24-70	.343	22-28	.786	166	7.2
Davis, Ar'Mond	44-131	.336	23-78	.295	24-28	.857	135	6.4	44-131	.336	23-78	.295	24-28	.857	135	6.4
Hall, Donta	55-84	.655	0-0	.000	24-43	.558	134	5.8	92-145	.634	0-0	.000	43-87	.494	227	4.1
Taylor, Jimmie	51-83	.614	0-0	.000	22-44	.500	124	5.4	228-382	.597	0-0	.000	125-286	.437	581	4.8
Hale, Shannon	24-75	.320	8-41	.195	31-44	.705	87	4.6	282-715	.394	108-346	.312	220-318	.692	892	8.4
King, Nick	8-25	.320	3-13	.231	4-6	.667	23	3.3	8-25	.320	3-13	.231	4-6	.667	23	3.3
Olaniyan, Bola	23-46	.500	0-0	.000	17-27	.630	63	2.9	23-46	.500	0-0	.000	17-27	.630	63	2.9
Schaffer, Lawson	2-5	.400	2-4	.500	2-2	1.000	8	0.9	4-15	.267	4-13	.308	4-6	.667	16	0.6
Austin, Brandon	1-15	.067	0-6	.000	1-3	.333	3	0.6	19-74	.257	8-46	.174	3-7	.429	49	1.4
Fuller, Landon	0-0	.000	0-0	.000	0-0	.000	0	0.0	0-0	.000	0-0	.000	0-0	.000	0	0.0

TOTALS	o-reb	d-reb	t-reb	pf	fo	ast	to	a/to	o-reb	d-reb	t-reb	pf	fo	ast	to	a/to
Key, Braxton	42	95	137	61	2	48	67	0.7	42	95	137	61	2	48	67	0.7
Ingram, Dazon	21	85	106	57	1	82	64	1.3	27	120	147	81	3	105	88	1.2
Norris, Riley	33	58	91	51	0	20	23	0.9	127	282	409	194	1	65	93	0.7
Collins, Corban	6	39	45	37	0	31	19	1.6	6	39	45	37	0	31	19	1.6
Johnson Jr, Avery	6	31	37	43	0	35	25	1.4	6	31	37	43	0	35	25	1.4
Davis, Ar'Mond	4	29	33	14	0	3	14	0.2	4	29	33	14	0	3	14	0.2
Hall, Donta	45	85	130	56	2	12	19	0.6	91	181	272	139	7	19	35	0.5
Taylor, Jimmie	31	56	87	57	2	15	28	0.5	179	335	514	309	12	50	124	0.4
Hale, Shannon	6	24	30	26	1	6	21	0.3	87	223	310	206	4	84	186	0.5
King, Nick	3	17	20	3	0	3	7	0.4	3	17	20	3	0	3	7	0.4
Olaniyan, Bola	53	68	121	48	1	10	33	0.3	53	68	121	48	1	10	33	0.3
Schaffer, Lawson	1	1	2	1	0	3	0	0.0	3	1	4	4	0	5	1	5.0
Austin, Brandon	1	2	3	3	0	1	0	0.0	8	22	30	20	0	3	6	0.5
Fuller, Landon	0	0	0	0	0	0	0	0.0	0	0	0	0	0	0	0	0.0

**2016-17 TEAM STATS**

**2016-17 Alabama Basketball  
Alabama Overall Team Statistics (as of Feb 07, 2017)  
All games**

<b>TEAM STATISTICS</b>	<b>UA</b>	<b>OPP</b>
SCORING	1616	1519
Points per game	70.3	66.0
Scoring margin	+4.2	-
FIELD GOALS-ATT	551-1302	509-1259
Field goal pct	.423	.404
3 POINT FG-ATT	160-498	163-454
3-point FG pct	.321	.359
3-pt FG made per game	7.0	7.1
FREE THROWS-ATT	354-543	338-504
Free throw pct	.652	.671
F-Throws made per game	15.4	14.7
REBOUNDS	921	769
Rebounds per game	40.0	33.4
Rebounding margin	+6.6	-
ASSISTS	269	237
Assists per game	11.7	10.3
TURNOVERS	331	338
Turnovers per game	14.4	14.7
Turnover margin	+0.3	-
Assist/turnover ratio	0.8	0.7
STEALS	155	152
Steals per game	6.7	6.6
BLOCKS	107	66
Blocks per game	4.7	2.9
WINNING STREAK	1	-
Home win streak	0	-
ATTENDANCE	145843	87976
Home games-Avg/Game	12-12154	8-9912
Neutral site-Avg/Game	-	3-2893

<b>Score by Periods</b>	<b>1st</b>	<b>2nd</b>	<b>OT</b>	<b>OT2</b>	<b>OT3</b>	<b>OT4</b>	<b>Totals</b>
Alabama	735	848	6	11	8	8	1616
Opponents	656	834	6	11	8	4	1519

## 2016-17 POINTS-REBOUNDS-ASSISTS

**2016-17 Alabama Basketball**  
**Alabama Points-Rebounds-Assists (as of Feb 07, 2017)**  
**All games**

Opponent	Date	Score	00 KING,NICK	01 NORRIS,RIL	02 SCHAFFER,L	03 COLLINS,CO	05 JOHNSON JR	10 TAYLOR,JIM	11 HALE,SHANN
COASTAL CAROLINA	11/11/16	70-53	w	0-1-0	14-5-0	0-0-0	15-3-3	0-1-0	5-7-2
DAYTON	11/15/16	72-77	L	0-1-1	8-5-1	DNP	15-2-1	2-1-0	8-1-0
BALL STATE	11/18/16	77-59	w	2-3-1	4-3-1	0-0-0	2-0-0	13-5-6	2-5-1
vs Valparaiso	11/21/16	60-68	L	7-5-0	10-5-1	DNP	10-2-4	2-0-1	6-2-0
vs Saint Louis	11/23/16	62-57	w	9-4-0	3-1-1	DNP	8-1-3	3-1-0	2-0-1
CHARLESTON SOUTHERN	11/29/16	76-46	w	2-5-1	8-2-2	3-0-0	3-1-1	11-2-3	2-3-0
at Texas	12/02/16	68-77	L	3-1-0	9-3-2	DNP	9-0-2	10-1-0	2-2-0
at Oregon	12/11/16	56-65	L	DNP	0-7-2	DNP	7-3-1	4-0-0	5-3-0
USC UPSTATE	12/15/16	78-61	w	DNP	9-4-0	0-0-0	10-1-1	6-0-1	4-5-1
CLEMSON	12/18/16	54-67	L	DNP	2-3-1	DNP	5-4-0	17-1-2	3-2-0
vs Arkansas State	12/21/16	67-52	w	DNP	8-9-0	0-0-1	DNP	6-4-4	12-3-1
STETSON	12/29/16	83-60	w	DNP	18-3-2	3-0-0	DNP	10-2-6	4-4-1
at Mississippi State	1/3/17	68-58	w	DNP	11-2-1	DNP	2-2-2	13-5-0	9-3-0
VANDERBILT	1/7/17	59-56	w	DNP	0-2-0	DNP	4-4-1	6-0-0	10-8-3
FLORIDA	1/10/17	67-80	L	DNP	3-2-0	DNP	3-3-0	3-2-3	2-4-0
at LSU	1/14/17	81-66	w	DNP	20-5-0	DNP	24-3-2	2-0-1	5-3-0
MISSOURI	1/18/17	68-56	w	DNP	13-4-1	DNP	2-3-1	13-1-1	6-9-0
at Auburn	1/21/17	64-84	L	DNP	10-2-0	0-0-0	0-2-1	8-2-1	7-4-1
at Georgia	1/25/17	80-60	w	DNP	15-3-0	0-1-0	15-0-1	4-0-2	10-3-1
MISSISSIPPI STATE	1/28/17	71-62	w	DNP	13-2-1	DNP	5-0-1	2-1-0	5-5-1
at Arkansas	2/1/17	68-87	L	DNP	8-3-0	2-1-2	2-3-4	3-1-1	6-0-1
AUBURN	2/4/17	77-82	L	DNP	9-2-0	DNP	17-4-2	5-1-0	6-6-0
at South Carolina	2/7/17	90-86	w	DNP	11-14-4	DNP	5-4-0	23-6-3	3-5-1

Opponent	Date	Score	12 INGRAM,DAZ	21 OLANIYAN,B	22 DAVIS,AR'M	23 AUSTIN,BRA	25 KEY,BRAXTO	33 FULLER,LAN	35 HALL,DONTA
COASTAL CAROLINA	11/11/16	70-53	w	11-4-5	6-4-0	3-3-0	DNP	6-4-3	DNP
DAYTON	11/15/16	72-77	L	14-3-7	0-3-0	7-2-0	DNP	15-6-1	DNP
BALL STATE	11/18/16	77-59	w	8-5-2	2-4-0	17-2-0	0-0-0	5-1-0	0-0-0
vs Valparaiso	11/21/16	60-68	L	8-3-5	0-0-0	0-1-0	DNP	8-2-2	DNP
vs Saint Louis	11/23/16	62-57	w	10-5-2	DNP	4-1-1	DNP	16-2-1	DNP
CHARLESTON SOUTHERN	11/29/16	76-46	w	9-2-4	0-5-0	10-3-0	1-0-1	14-6-3	0-0-0
at Texas	12/02/16	68-77	L	12-6-6	0-0-0	0-0-0	DNP	9-7-1	DNP
at Oregon	12/11/16	56-65	L	8-3-1	2-3-0	10-1-0	DNP	6-4-2	DNP
USC UPSTATE	12/15/16	78-61	w	7-3-4	4-10-1	8-1-1	0-0-0	10-9-5	DNP
CLEMSON	12/18/16	54-67	L	3-6-2	4-1-0	2-2-0	2-2-0	6-3-1	DNP
vs Arkansas State	12/21/16	67-52	w	10-5-3	3-4-1	3-3-1	DNP	11-7-2	0-0-0
STETSON	12/29/16	83-60	w	16-10-4	2-13-1	7-2-0	0-1-0	10-9-4	DNP
at Mississippi State	1/3/17	68-58	w	13-9-4	3-6-1	DNP	DNP	9-6-1	DNP
VANDERBILT	1/7/17	59-56	w	10-10-5	7-8-0	12-0-0	DNP	7-11-1	DNP
FLORIDA	1/10/17	67-80	L	8-2-2	2-6-1	10-0-0	DNP	24-5-1	DNP
at LSU	1/14/17	81-66	w	6-5-7	2-6-2	2-2-0	DNP	7-9-3	DNP
MISSOURI	1/18/17	68-56	w	12-4-3	2-2-0	6-2-0	DNP	11-7-3	DNP
at Auburn	1/21/17	64-84	L	7-4-3	7-11-3	2-0-0	DNP	18-4-3	DNP
at Georgia	1/25/17	80-60	w	8-3-1	2-6-0	0-0-0	DNP	26-9-2	DNP
MISSISSIPPI STATE	1/28/17	71-62	w	15-1-6	6-11-0	DNP	DNP	19-9-1	DNP
at Arkansas	2/1/17	68-87	L	14-3-1	5-9-0	10-3-0	DNP	12-4-2	DNP
AUBURN	2/4/17	77-82	L	16-5-4	2-8-0	3-3-0	DNP	17-7-4	DNP
at South Carolina	2/7/17	90-86	w	7-5-1	2-1-0	19-2-0	DNP	6-6-2	DNP



## 2016-17 COMPARISON STATS

**2016-17 Alabama Basketball**  
**Alabama Team Game-by-Game Comparison (as of Feb 07, 2017)**  
**All games**

Opponent	1st	2nd	Score	Mar	Total FG	FG Pct	3-Pointers	3FG Pct	Free Throws	FT Pct	Rebounds	Assist	T/Over	Block	Steal	Fouls
COASTAL CAROLINA	27/33	43/20	70-53	+17	21-48/17-62	.438/.274	10-26/9-23	.385/.391	18-26/10-16	.692/.625	39/43 (4)	13/7	11/13	8/2	8/2	19/22
DAYTON	36/31	36/46	72-77	(5)	23-59/24-44	.390/.545	6-23/9-18	.261/.500	20-30/20-33	.667/.606	40/28 +12	11/11	11/11	3/1	4/5	25/23
BALL STATE	36/26	41/33	77-59	+18	26-61/23-54	.426/.426	12-23/4-17	.522/.235	13-22/9-12	.591/.750	36/36 -	12/5	11/21	5/4	14/7	12/14
Valparaiso	31/34	29/34	60-68	(8)	23-56/23-49	.411/.469	6-21/7-18	.286/.389	8-13/15-21	.615/.714	35/32 +3	13/8	14/17	5/1	4/5	21/19
Saint Louis	29/30	33/27	62-57	+5	20-47/19-44	.426/.432	7-21/6-15	.333/.400	15-19/13-18	.789/.722	27/32 (5)	11/11	14/19	5/2	8/5	18/20
CHARLESTON SOUTHERN	40/15	36/31	76-46	+30	26-57/17-50	.456/.340	9-25/5-18	.360/.278	15-25/7-13	.600/.538	41/32 +9	15/8	13/22	6/2	11/5	15/24
Texas	38/26	30/51	68-77	(9)	24-53/25-53	.453/.472	10-26/5-14	.385/.357	10-18/22-30	.556/.733	27/35 (8)	12/10	12/12	6/2	3/2	24/18
Oregon	23/31	33/34	56-65	(9)	24-58/23-52	.414/.442	2-19/8-20	.105/.400	6-9/11-14	.667/.786	33/27 +6	8/18	18/13	4/8	7/9	18/13
USC UPSTATE	39/26	39/35	78-61	+17	31-58/21-61	.534/.344	6-20/10-33	.300/.303	10-18/9-16	.556/.563	44/33 +11	16/9	10/13	4/1	3/3	16/17
CLEMSON	19/31	35/36	54-67	(13)	16-50/24-55	.320/.436	3-20/9-22	.150/.409	19-25/10-14	.760/.714	37/32 +5	7/10	16/11	3/1	9/7	15/19
Arkansas State	31/26	36/26	67-52	+15	25-57/20-59	.439/.339	4-13/4-16	.308/.250	13-22/8-19	.591/.421	43/40 +3	13/7	14/16	9/2	6/9	17/22
STETSON	36/29	47/31	83-60	+23	33-69/22-60	.478/.367	8-24/7-20	.333/.350	9-15/9-12	.600/.750	53/27 +26	18/8	17/16	7/2	9/5	17/14
Mississippi State	32/20	36/38	68-58	+10	24-54/19-52	.444/.365	3-13/4-21	.231/.190	17-22/16-20	.773/.800	43/26 +17	9/11	17/13	3/4	3/7	20/22
VANDERBILT	30/30	29/26	59-56	+3	20-63/20-56	.317/.357	7-25/10-26	.280/.385	12-18/6-9	.667/.667	50/35 +15	13/10	11/12	5/5	6/5	13/17
FLORIDA	31/38	36/42	67-80	(13)	23-50/25-53	.460/.472	5-13/6-17	.385/.353	16-32/24-32	.500/.750	37/30 +7	8/11	18/12	4/4	5/9	24/22
LSU	28/33	53/33	81-66	+15	25-63/23-54	.397/.426	10-28/5-16	.357/.313	21-32/15-21	.656/.714	41/37 +4	15/15	10/18	3/5	9/7	20/22
MISSOURI	26/19	42/37	68-56	+12	23-53/17-42	.434/.405	9-27/7-14	.333/.500	13-28/15-23	.464/.652	39/31 +8	9/10	12/19	2/2	7/8	21/26
Auburn	30/30	34/54	64-84	(20)	24-58/24-48	.414/.500	6-21/8-13	.286/.615	10-19/28-42	.526/.667	34/34 -	13/10	16/13	3/2	6/10	26/16
Georgia	41/27	39/33	80-60	+20	24-47/21-55	.511/.382	9-15/4-16	.600/.250	23-34/14-19	.676/.737	40/27 +13	8/10	16/10	5/5	3/7	21/27
MISSISSIPPI STATE	34/29	37/33	71-62	+9	17-52/23-56	.327/.411	6-18/5-16	.333/.313	31-36/11-19	.861/.579	37/40 (3)	11/11	13/18	7/2	11/5	18/24
Arkansas	27/35	41/52	68-87	(19)	21-53/29-59	.396/.492	6-18/11-23	.333/.478	20-25/18-29	.800/.621	36/32 +4	13/18	18/11	2/4	4/11	22/23
AUBURN	39/41	38/41	77-82	(5)	28-65/27-53	.431/.509	8-32/15-27	.250/.556	13-22/13-22	.591/.591	47/28 +19	10/12	15/14	3/3	9/8	20/21
South Carolina	32/16	25/41	90-86	+4	30-71/23-88	.423/.261	8-27/5-31	.296/.161	22-33/35-50	.667/.700	62/52 +10	11/7	24/14	5/2	6/11	36/26

Note: Game totals are displayed in the format TEAM/OPPONENT for each category

## 2016-17 TEAM GAME-BY-GAME

**2016-17 Alabama Basketball**  
**Alabama Team Game-by-Game (as of Feb 07, 2017)**  
**All games**

## TEAM STATISTICS

Opponent	Date	Score		Total		3-Pointers		Free throws		Rebounds				pf	a	t/o	blk	stl	pts	avg
				fg-fga	pct	3fg-fga	pct	ft-fa	pct	off	def	tot	avg							
COASTAL CAROLINA	11/11/16	70-53	W	21-48	.438	10-26	.385	18-26	.692	7	32	39	39.0	19	13	11	8	8	70	70.0
DAYTON	11/15/16	72-77	L	23-59	.390	6-23	.261	20-30	.667	18	22	40	39.5	25	11	11	3	4	72	71.0
BALL STATE	11/18/16	77-59	W	26-61	.426	12-23	.522	13-22	.591	13	23	36	38.3	12	12	11	5	14	77	73.0
vs Valparaiso	11/21/16	60-68	L	23-56	.411	6-21	.286	8-13	.615	13	22	35	37.5	21	13	14	5	4	60	69.8
vs Saint Louis	11/23/16	62-57	W	20-47	.426	7-21	.333	15-19	.789	5	22	27	35.4	18	11	14	5	8	62	68.2
CHARLESTON SOUTHER	11/29/16	76-46	W	26-57	.456	9-25	.360	15-25	.600	8	33	41	36.3	15	15	13	6	11	76	69.5
at Texas	12/02/16	68-77	L	24-53	.453	10-26	.385	10-18	.556	7	20	27	35.0	24	12	12	6	3	68	69.3
at Oregon	12/11/16	56-65	L	24-58	.414	2-19	.105	6-9	.667	11	22	33	34.8	18	8	18	4	7	56	67.6
USC UPSTATE	12/15/16	78-61	W	31-58	.534	6-20	.300	10-18	.556	11	33	44	35.8	16	16	10	4	3	78	68.8
CLEMSON	12/18/16	54-67	L	16-50	.320	3-20	.150	19-25	.760	10	27	37	35.9	15	7	16	3	9	54	67.3
vs Arkansas State	12/21/16	67-52	W	25-57	.439	4-13	.308	13-22	.591	13	30	43	36.5	17	13	14	9	6	67	67.3
STETSON	12/29/16	83-60	W	33-69	.478	8-24	.333	9-15	.600	21	32	53	37.9	17	18	17	7	9	83	68.6
at Mississippi State	1/3/17	68-58	W	24-54	.444	3-13	.231	17-22	.773	12	31	43	38.3	20	9	17	3	3	68	68.5
VANDERBILT	1/7/17	59-56	W	20-63	.317	7-25	.280	12-18	.667	20	30	50	39.1	13	13	11	5	6	59	67.9
FLORIDA	1/10/17	67-80	L	23-50	.460	5-13	.385	16-32	.500	10	27	37	39.0	24	8	18	4	5	67	67.8
at LSU	1/14/17	81-66	W	25-63	.397	10-28	.357	21-32	.656	15	26	41	39.1	20	15	10	3	9	81	68.6
MISSOURI	1/18/17	68-56	W	23-53	.434	9-27	.333	13-28	.464	14	25	39	39.1	21	9	12	2	7	68	68.6
at Auburn	1/21/17	64-84	L	24-58	.414	6-21	.286	10-19	.526	15	19	34	38.8	26	13	16	3	6	64	68.3
at Georgia	1/25/17	80-60	W	24-47	.511	9-15	.600	23-34	.676	12	28	40	38.9	21	8	16	5	3	80	68.9
MISSISSIPPI STATE	1/28/17	71-62	W	17-52	.327	6-18	.333	31-36	.861	12	25	37	38.8	18	11	13	7	11	71	69.1
at Arkansas	2/1/17	68-87	L	21-53	.396	6-18	.333	20-25	.800	11	25	36	38.7	22	13	18	2	4	68	69.0
AUBURN	2/4/17	77-82	L	28-65	.431	8-32	.250	13-22	.591	21	26	47	39.0	20	10	15	3	9	77	69.4
at South Carolina	2/7/17	90-86	Wot	30-71	.423	8-27	.296	22-33	.667	13	49	62	40.0	36	11	24	5	6	90	70.3
Alabama		1616		551-1302	.423	160-498	.321	354-543	.652	292	629	921	40.0	458	269	331	107	155	1616	70.3
Opponents		1519		509-1259	.404	163-454	.359	338-504	.671	221	548	769	33.4	471	237	338	66	152	1519	66.0

Games played: 23

Points/game: 70.3

FG Pct: 42.3

3FG Pct: 32.1

FT Pct: 65.2

Rebounds/game: 40.0

Assists/game: 11.7

Turnovers/game: 14.4

Assist/turnover ratio: 0.8

Steals/game: 6.7

Blocks/game: 4.7

## 2016-17 OPPONENT GAME-BY-GAME

**2016-17 Alabama Basketball**  
**Alabama Opponent Game-by-Game (as of Feb 07, 2017)**  
**All games**

## OPPONENT STATISTICS

Opponent	Date	Score		Total		3-Pointers		Free throws		Rebounds				pf	a	t/o	blk	stl	pts	avg
				fg-fga	pct	3fg-fga	pct	ft-fa	pct	off	def	tot	avg							
COASTAL CAROLINA	11/11/16	70-53	W	17-62	.274	9-23	.391	10-16	.625	17	26	43	43.0	22	7	13	2	2	53	53.0
DAYTON	11/15/16	72-77	L	24-44	.545	9-18	.500	20-33	.606	5	23	28	35.5	23	11	11	1	5	77	65.0
BALL STATE	11/18/16	77-59	W	23-54	.426	4-17	.235	9-12	.750	10	26	36	35.7	14	5	21	4	7	59	63.0
vs Valparaiso	11/21/16	60-68	L	23-49	.469	7-18	.389	15-21	.714	8	24	32	34.8	19	8	17	1	5	68	64.2
vs Saint Louis	11/23/16	62-57	W	19-44	.432	6-15	.400	13-18	.722	7	25	32	34.2	20	11	19	2	5	57	62.8
CHARLESTON SOUTHER	11/29/16	76-46	W	17-50	.340	5-18	.278	7-13	.538	4	28	32	33.8	24	8	22	2	5	46	60.0
at Texas	12/02/16	68-77	L	25-53	.472	5-14	.357	22-30	.733	12	23	35	34.0	18	10	12	2	2	77	62.4
at Oregon	12/11/16	56-65	L	23-52	.442	8-20	.400	11-14	.786	6	21	27	33.1	13	18	13	8	9	65	62.8
USC UPSTATE	12/15/16	78-61	W	21-61	.344	10-33	.303	9-16	.563	13	20	33	33.1	17	9	13	1	3	61	62.6
CLEMSON	12/18/16	54-67	L	24-55	.436	9-22	.409	10-14	.714	5	27	32	33.0	19	10	11	1	7	67	63.0
vs Arkansas State	12/21/16	67-52	W	20-59	.339	4-16	.250	8-19	.421	17	23	40	33.6	22	7	16	2	9	52	62.0
STETSON	12/29/16	83-60	W	22-60	.367	7-20	.350	9-12	.750	9	18	27	33.1	14	8	16	2	5	60	61.8
at Mississippi State	1/3/17	68-58	W	19-52	.365	4-21	.190	16-20	.800	5	21	26	32.5	22	11	13	4	7	58	61.5
VANDERBILT	1/7/17	59-56	W	20-56	.357	10-26	.385	6-9	.667	8	27	35	32.7	17	10	12	5	5	56	61.1
FLORIDA	1/10/17	67-80	L	25-53	.472	6-17	.353	24-32	.750	6	24	30	32.5	22	11	12	4	9	80	62.4
at LSU	1/14/17	81-66	W	23-54	.426	5-16	.313	15-21	.714	9	28	37	32.8	22	15	18	5	7	66	62.6
MISSOURI	1/18/17	68-56	W	17-42	.405	7-14	.500	15-23	.652	5	26	31	32.7	26	10	19	2	8	56	62.2
at Auburn	1/21/17	64-84	L	24-48	.500	8-13	.615	28-42	.667	10	24	34	32.8	16	10	13	2	10	84	63.4
at Georgia	1/25/17	80-60	W	21-55	.382	4-16	.250	14-19	.737	10	17	27	32.5	27	10	10	5	7	60	63.3
MISSISSIPPI STATE	1/28/17	71-62	W	23-56	.411	5-16	.313	11-19	.579	14	26	40	32.8	24	11	18	2	5	62	63.2
at Arkansas	2/1/17	68-87	L	29-59	.492	11-23	.478	18-29	.621	11	21	32	32.8	23	18	11	4	11	87	64.3
AUBURN	2/4/17	77-82	L	27-53	.509	15-27	.556	13-22	.591	7	21	28	32.6	21	12	14	3	8	82	65.1
at South Carolina	2/7/17	90-86	Wot	23-88	.261	5-31	.161	35-50	.700	23	29	52	33.4	26	7	14	2	11	86	66.0
Opponents		1519		509-1259	.404	163-454	.359	338-504	.671	221	548	769	33.4	471	237	338	66	152	1519	66.0
Alabama		1616		551-1302	.423	160-498	.321	354-543	.652	292	629	921	40.0	458	269	331	107	155	1616	70.3

Games played: 23

Points/game: 66.0

FG Pct: 40.4

3FG Pct: 35.9

FT Pct: 67.1

Rebounds/game: 33.4

Assists/game: 10.3

Turnovers/game: 14.7

Assist/turnover ratio: 0.7

Steals/game: 6.6

Blocks/game: 2.9





## 2016-17 ALABAMA GAME HIGHS

**2016-17 Alabama Basketball**  
**Alabama Team High/Low Analysis (as of Feb 07, 2017)**  
**All games**

**Alabama - TEAM GAME HIGHS**

POINTS	90	at South Carolina (2/7/17)
	83	STETSON (12/29/16)
	81	at LSU (1/14/17)
	80	at Georgia (1/25/17)
	78	USC UPSTATE (12/15/16)
FIELD GOALS MADE	33	STETSON (12/29/16)
	31	USC UPSTATE (12/15/16)
FIELD GOAL ATTEMPTS	71	at South Carolina (2/7/17)
	69	STETSON (12/29/16)
FIELD GOAL PERCENTAGE	.534 (31-58)	USC UPSTATE (12/15/16)
	.511 (24-47)	at Georgia (1/25/17)
3 PT FIELD GOALS MADE	12	BALL STATE (11/18/16)
	10	at LSU (1/14/17)
	10	at Texas (12/02/16)
	10	COASTAL CAROLINA (11/11/16)
3 PT FG ATTEMPTS	32	AUBURN (2/4/17)
	28	at LSU (1/14/17)
3 PT FG PERCENTAGE	.600 (9-15)	at Georgia (1/25/17)
	.522 (12-23)	BALL STATE (11/18/16)
FREE THROWS MADE	31	MISSISSIPPI STATE (1/28/17)
	23	at Georgia (1/25/17)
FREE THROW ATTEMPTS	36	MISSISSIPPI STATE (1/28/17)
	34	at Georgia (1/25/17)
FREE THROW PERCENTAGE	.861 (31-36)	MISSISSIPPI STATE (1/28/17)
	.800 (20-25)	at Arkansas (2/1/17)
REBOUNDS	62	at South Carolina (2/7/17)
	53	STETSON (12/29/16)
ASSISTS	18	STETSON (12/29/16)
	16	USC UPSTATE (12/15/16)
STEALS	14	BALL STATE (11/18/16)
	11	MISSISSIPPI STATE (1/28/17)
	11	CHARLESTON SOUTHERN (11/29/16)
BLOCKED SHOTS	9	vs Arkansas State (12/21/16)
	8	COASTAL CAROLINA (11/11/16)
TURNOVERS	24	at South Carolina (2/7/17)
	18	at Arkansas (2/1/17)
	18	FLORIDA (1/10/17)
	18	at Oregon (12/11/16)
FOULS	36	at South Carolina (2/7/17)
	26	at Auburn (1/21/17)

## 2016-17 OPPONENT GAME HIGHS

**2016-17 Alabama Basketball**  
**Alabama High/Low Analysis (as of Feb 07, 2017)**  
**All games**

**Opponent - GAME HIGHS**

POINTS	87	at Arkansas (2/1/17)
	86	at South Carolina (2/7/17)
	84	at Auburn (1/21/17)
	82	AUBURN (2/4/17)
	80	FLORIDA (1/10/17)
FIELD GOALS MADE	29	at Arkansas (2/1/17)
	27	AUBURN (2/4/17)
FIELD GOAL ATTEMPTS	88	at South Carolina (2/7/17)
	62	COASTAL CAROLINA (11/11/16)
FIELD GOAL PERCENTAGE	.545 (24-44)	DAYTON (11/15/16)
	.509 (27-53)	AUBURN (2/4/17)
3 PT FIELD GOALS MADE	15	AUBURN (2/4/17)
	11	at Arkansas (2/1/17)
3 PT FG ATTEMPTS	33	USC UPSTATE (12/15/16)
	31	at South Carolina (2/7/17)
3 PT FG PERCENTAGE	.615 (8-13)	at Auburn (1/21/17)
	.556 (15-27)	AUBURN (2/4/17)
FREE THROWS MADE	35	at South Carolina (2/7/17)
	28	at Auburn (1/21/17)
FREE THROW ATTEMPTS	50	at South Carolina (2/7/17)
	42	at Auburn (1/21/17)
FREE THROW PERCENTAGE	.800 (16-20)	at Mississippi State (1/3/17)
	.786 (11-14)	at Oregon (12/11/16)
REBOUNDS	52	at South Carolina (2/7/17)
	43	COASTAL CAROLINA (11/11/16)
ASSISTS	18	at Arkansas (2/1/17)
	18	at Oregon (12/11/16)
STEALS	11	at South Carolina (2/7/17)
	11	at Arkansas (2/1/17)
BLOCKED SHOTS	8	at Oregon (12/11/16)
	5	at Georgia (1/25/17)
	5	at LSU (1/14/17)
	5	VANDERBILT (1/7/17)
TURNOVERS	22	CHARLESTON SOUTHERN (11/29/16)
	21	BALL STATE (11/18/16)
FOULS	27	at Georgia (1/25/17)
	26	at South Carolina (2/7/17)
	26	MISSOURI (1/18/17)



## 2016-17 ALABAMA GAME LOWS

**2016-17 Alabama Basketball**  
**Alabama High/Low Analysis (as of Feb 07, 2017)**  
**All games**

**Alabama - GAME LOWS**

POINTS	54	CLEMSON (12/18/16)
	56	at Oregon (12/11/16)
	59	VANDERBILT (1/7/17)
	60	vs Valparaiso (11/21/16)
	62	vs Saint Louis (11/23/16)
FIELD GOALS MADE	16	CLEMSON (12/18/16)
	17	MISSISSIPPI STATE (1/28/17)
FIELD GOAL ATTEMPTS	47	vs Saint Louis (11/23/16)
	47	at Georgia (1/25/17)
FIELD GOAL PERCENTAGE	.317 (20-63)	VANDERBILT (1/7/17)
	.320 (16-50)	CLEMSON (12/18/16)
3 PT FIELD GOALS MADE	2	at Oregon (12/11/16)
	3	CLEMSON (12/18/16)
	3	at Mississippi State (1/3/17)
3 PT FG ATTEMPTS	13	vs Arkansas State (12/21/16)
	13	at Mississippi State (1/3/17)
	13	FLORIDA (1/10/17)
3 PT FG PERCENTAGE	.105 (2-19)	at Oregon (12/11/16)
	.150 (3-20)	CLEMSON (12/18/16)
FREE THROWS MADE	6	at Oregon (12/11/16)
	8	vs Valparaiso (11/21/16)
FREE THROW ATTEMPTS	9	at Oregon (12/11/16)
	13	vs Valparaiso (11/21/16)
FREE THROW PERCENTAGE	.464 (13-28)	MISSOURI (1/18/17)
	.500 (16-32)	FLORIDA (1/10/17)
REBOUNDS	27	vs Saint Louis (11/23/16)
	27	at Texas (12/02/16)
ASSISTS	7	CLEMSON (12/18/16)
	8	at Oregon (12/11/16)
	8	FLORIDA (1/10/17)
	8	at Georgia (1/25/17)
STEALS	3	at Texas (12/02/16)
	3	USC UPSTATE (12/15/16)
	3	at Mississippi State (1/3/17)
	3	at Georgia (1/25/17)
BLOCKED SHOTS	2	MISSOURI (1/18/17)
	2	at Arkansas (2/1/17)
TURNOVERS	10	USC UPSTATE (12/15/16)
	10	at LSU (1/14/17)
FOULS	12	BALL STATE (11/18/16)
	13	VANDERBILT (1/7/17)



## 2016-17 OPPONENT GAME LOWS

**2016-17 Alabama Basketball**  
**Alabama High/Low Analysis (as of Feb 07, 2017)**  
**All games**

**Opponent - GAME LOWS**

POINTS	46	CHARLESTON SOUTHERN (11/29/16)
	52	vs Arkansas State (12/21/16)
	53	COASTAL CAROLINA (11/11/16)
	56	VANDERBILT (1/7/17)
	56	MISSOURI (1/18/17)
FIELD GOALS MADE	17	COASTAL CAROLINA (11/11/16)
	17	CHARLESTON SOUTHERN (11/29/16)
	17	MISSOURI (1/18/17)
FIELD GOAL ATTEMPTS	42	MISSOURI (1/18/17)
	44	DAYTON (11/15/16)
	44	vs Saint Louis (11/23/16)
FIELD GOAL PERCENTAGE	.261 (23-88)	at South Carolina (2/7/17)
	.274 (17-62)	COASTAL CAROLINA (11/11/16)
3 PT FIELD GOALS MADE	4	BALL STATE (11/18/16)
	4	vs Arkansas State (12/21/16)
	4	at Mississippi State (1/3/17)
	4	at Georgia (1/25/17)
3 PT FG ATTEMPTS	13	at Auburn (1/21/17)
	14	at Texas (12/02/16)
	14	MISSOURI (1/18/17)
3 PT FG PERCENTAGE	.161 (5-31)	at South Carolina (2/7/17)
	.190 (4-21)	at Mississippi State (1/3/17)
FREE THROWS MADE	6	VANDERBILT (1/7/17)
	7	CHARLESTON SOUTHERN (11/29/16)
FREE THROW ATTEMPTS	9	VANDERBILT (1/7/17)
	12	BALL STATE (11/18/16)
	12	STETSON (12/29/16)
FREE THROW PERCENTAGE	.421 (8-19)	vs Arkansas State (12/21/16)
	.538 (7-13)	CHARLESTON SOUTHERN (11/29/16)
REBOUNDS	26	at Mississippi State (1/3/17)
	27	at Oregon (12/11/16)
	27	STETSON (12/29/16)
	27	at Georgia (1/25/17)
ASSISTS	5	BALL STATE (11/18/16)
	7	COASTAL CAROLINA (11/11/16)
	7	vs Arkansas State (12/21/16)
	7	at South Carolina (2/7/17)
STEALS	2	COASTAL CAROLINA (11/11/16)
	2	at Texas (12/02/16)
BLOCKED SHOTS	1	DAYTON (11/15/16)
	1	vs Valparaiso (11/21/16)
	1	USC UPSTATE (12/15/16)
	1	CLEMSON (12/18/16)
TURNOVERS	10	at Georgia (1/25/17)
	11	DAYTON (11/15/16)
	11	CLEMSON (12/18/16)
	11	at Arkansas (2/1/17)
FOULS	13	at Oregon (12/11/16)
	14	BALL STATE (11/18/16)
	14	STETSON (12/29/16)



## 2016-17 ALABAMA INDIVIDUAL GAME HIGHS

**2016-17 Alabama Basketball**  
**Alabama Player High/Low Analysis (as of Feb 07, 2017)**  
**All games**

**Alabama - INDIVIDUAL GAME HIGHS**

Points	26	Key, Braxton at Georgia (1/25/17)
	24	Collins, Corban at LSU (1/14/17)
	24	Key, Braxton vs Florida (1/10/17)
	23	Johnson Jr, Avery at South Carolina (2/7/17)
	20	Norris, Riley at LSU (1/14/17)
Field Goals Made	9	Johnson Jr, Avery at South Carolina (2/7/17)
	8	Key, Braxton vs Florida (1/10/17)
Field Goal Att.	21	Johnson Jr, Avery at South Carolina (2/7/17)
	17	Key, Braxton vs Florida (1/10/17)
FG Pct (min 5 made)	1.000 (6-6)	Hall, Donta vs Florida (1/10/17)
	.857 (6-7)	Hall, Donta at LSU (1/14/17)
	.857 (6-7)	Hall, Donta vs USC Upstate (12/15/16)
3-Point FG Made	7	Collins, Corban at LSU (1/14/17)
	5	Johnson Jr, Avery at South Carolina (2/7/17)
	5	Davis, Ar'Mond vs Ball State (11/18/16)
3-Point FG Att.	11	Collins, Corban at LSU (1/14/17)
	10	Johnson Jr, Avery at South Carolina (2/7/17)
	10	Collins, Corban vs Auburn (2/4/17)
	10	Norris, Riley vs Auburn (2/4/17)
3-Pt FG Pct (min 2 made)	1.000 (3-3)	Johnson Jr, Avery vs Ball State (11/18/16)
	1.000 (3-3)	Ingram, Dazon vs Coastal Carolina (11/11/16)
Free Throws Made	12	Ingram, Dazon vs Mississippi State (1/28/17)
	10	Key, Braxton vs Mississippi State (1/28/17)
Free Throw Att.	14	Key, Braxton vs Mississippi State (1/28/17)
	13	Key, Braxton at Georgia (1/25/17)
FT Pct (min 3 made)	1.000 (12-12)	Ingram, Dazon vs Mississippi State (1/28/17)
	1.000 (6-6)	Davis, Ar'Mond at Arkansas (2/1/17)
	1.000 (6-6)	Collins, Corban vs Coastal Carolina (11/11/16)
	1.000 (5-5)	Norris, Riley at South Carolina (2/7/17)
	1.000 (5-5)	Norris, Riley at LSU (1/14/17)
	1.000 (4-4)	Hall, Donta vs Mississippi State (1/28/17)
	1.000 (4-4)	Johnson Jr, Avery vs Missouri (1/18/17)
	1.000 (4-4)	Norris, Riley at Mississippi State (1/3/17)
	1.000 (4-4)	Collins, Corban vs Saint Louis (11/23/16)
	1.000 (4-4)	Ingram, Dazon vs Ball State (11/18/16)
	1.000 (4-4)	Davis, Ar'Mond vs Dayton (11/15/16)
	1.000 (3-3)	Taylor, Jimmie at Mississippi State (1/3/17)
Rebounds	14	Norris, Riley at South Carolina (2/7/17)
	13	Olaniyan, Bola vs Stetson (12/29/16)
Assists	7	Ingram, Dazon at LSU (1/14/17)
	7	Ingram, Dazon vs Dayton (11/15/16)
Steals	5	Ingram, Dazon vs Auburn (2/4/17)
	3	Norris, Riley vs Auburn (2/4/17)
	3	Taylor, Jimmie vs Mississippi State (1/28/17)
	3	Ingram, Dazon vs Mississippi State (1/28/17)
	3	Olaniyan, Bola vs Mississippi State (1/28/17)
	3	Collins, Corban vs Missouri (1/18/17)
	3	Key, Braxton at Mississippi State (1/3/17)
	3	Johnson Jr, Avery vs Clemson (12/18/16)
	3	Olaniyan, Bola vs Charleston Southern (11/29/16)
	3	Norris, Riley vs Ball State (11/18/16)
	3	Johnson Jr, Avery vs Ball State (11/18/16)
	3	Ingram, Dazon vs Ball State (11/18/16)
Blocked Shots	4	Hall, Donta at South Carolina (2/7/17)
	4	Hall, Donta vs Arkansas State (12/21/16)
	4	Hall, Donta at Texas (12/02/16)
Turnovers	7	Ingram, Dazon vs Florida (1/10/17)
	6	Ingram, Dazon at South Carolina (2/7/17)
Fouls	5	Key, Braxton at South Carolina (2/7/17)
	5	Ingram, Dazon at South Carolina (2/7/17)
	5	Taylor, Jimmie at South Carolina (2/7/17)
	5	Taylor, Jimmie at Georgia (1/25/17)
	5	Hall, Donta vs Missouri (1/18/17)



## 2016-17 OPPONENT INDIVIDUAL GAME HIGHS

**2016-17 Alabama Basketball**  
Alabama Opponent High/Low Analysis (as of Feb 07, 2017)  
**All games**

**OPPONENT INDIVIDUAL GAME HIGHS**


Points	44	THORNWELL, Sindarius at South Carolina (2/7/17)
	24	PETERS, Alec vs Valparaiso (11/21/16)
	21	DOZIER, PJ at South Carolina (2/7/17)
	20	Maten, Yante at Georgia (1/25/17)
	20	SMITH, Scoochie vs Dayton (11/15/16)
Field Goals Made	9	THORNWELL, Sindarius at South Carolina (2/7/17)
	8	DOZIER, PJ at South Carolina (2/7/17)
	8	MYLES, Divine vs Stetson (12/29/16)
Field Goal Att.	25	THORNWELL, Sindarius at South Carolina (2/7/17)
	24	DOZIER, PJ at South Carolina (2/7/17)
FG Pct (min 5 made)	1.000 (5-5)	Schnider Herard vs Mississippi State (1/28/17)
	.833 (5-6)	AGBEKO, Reggie vs Saint Louis (11/23/16)
	.833 (5-6)	CUNNINGHAM, Josh vs Dayton (11/15/16)
3-Point FG Made	5	HANNAHS,DUSTY at Arkansas (2/1/17)
	5	Dorsey, Tyler at Oregon (12/11/16)
3-Point FG Att.	9	MOORE, Malik vs USC Upstate (12/15/16)
	9	CUNNINGHAM, Mike vs USC Upstate (12/15/16)
	9	Wilson, Elijah vs Coastal Carolina (11/11/16)
3-Pt FG Pct (min 2 made)	1.000 (3-3)	Heron, Mustapha at Auburn (1/21/17)
	1.000 (3-3)	Stone, Keith vs Florida (1/10/17)
	1.000 (2-2)	MITCHELL, Shelton vs Clemson (12/18/16)
	1.000 (2-2)	MIKESELL, Ryan vs Dayton (11/15/16)
Free Throws Made	25	THORNWELL, Sindarius at South Carolina (2/7/17)
	12	Roach Jr., Kerwin at Texas (12/02/16)
Free Throw Att.	33	THORNWELL, Sindarius at South Carolina (2/7/17)
	18	Wiley, Austin at Auburn (1/21/17)
FT Pct (min 3 made)	1.000 (7-7)	WOODS, Russell vs Missouri (1/18/17)
	1.000 (7-7)	PETERS, Alec vs Valparaiso (11/21/16)
	1.000 (6-6)	Heron, Mustapha vs Auburn (2/4/17)
	1.000 (4-4)	Harper, Jared at Auburn (1/21/17)
	1.000 (4-4)	Schnider Herard at Mississippi State (1/3/17)
	1.000 (4-4)	PEGG, Brian vs Stetson (12/29/16)
	1.000 (4-4)	Carter,Devin vs Arkansas State (12/21/16)
	1.000 (4-4)	MITCHELL, Shelton vs Clemson (12/18/16)
	1.000 (4-4)	Ennis, Dylan at Oregon (12/11/16)
	1.000 (4-4)	Jones, Andrew at Texas (12/02/16)
	1.000 (4-4)	ROBY, Davell vs Saint Louis (11/23/16)
	1.000 (3-3)	Barry, Canyon vs Florida (1/10/17)
	1.000 (3-3)	MOORE, Malik vs USC Upstate (12/15/16)
	1.000 (3-3)	WALKER, Tevonn vs Valparaiso (11/21/16)
	1.000 (3-3)	TEAGUE, Tahjai vs Ball State (11/18/16)
Rebounds	21	THORNWELL, Sindarius at South Carolina (2/7/17)
	13	KORNET, Luke vs Vanderbilt (1/7/17)
Assists	7	PHILLIPS, Terrence vs Missouri (1/18/17)
	6	Brooks, Dillon at Oregon (12/11/16)
	6	Ennis, Dylan at Oregon (12/11/16)
Steals	5	Hill, Kasey vs Florida (1/10/17)
	4	DOZIER, PJ at South Carolina (2/7/17)
	4	PHILLIPS, Terrence vs Missouri (1/18/17)
	4	Brooks, Dillon at Oregon (12/11/16)
Blocked Shots	4	KORNET, Luke vs Vanderbilt (1/7/17)
	4	Aric Holman at Mississippi State (1/3/17)
Turnovers	8	Lamar Peters vs Mississippi State (1/28/17)
	7	KEELING, Christian vs Charleston Southern (11/29/16)
Fouls	5	DOZIER, PJ at South Carolina (2/7/17)
	5	SILVA, Chris at South Carolina (2/7/17)
	5	KOTSAR, Maik at South Carolina (2/7/17)
	5	THOMAS,DUSTIN at Arkansas (2/1/17)
	5	Xavian Stapleton vs Mississippi State (1/28/17)
	5	Parker, Juwan at Georgia (1/25/17)
	5	PHILLIPS, Terrence vs Missouri (1/18/17)
	5	REATH, Duop at LSU (1/14/17)
	5	Lamar Peters at Mississippi State (1/3/17)



## RADIO-TV CHART




**4**  
**AVERY JOHNSON**  
Head Coach  
SOUTHERN, 1988  
Second Season




**0**  
6-7 • 230 • Jr.  
**NICK KING**  
Forward  
Memphis, Tenn.  
(Memphis)




**1**  
6-7 • 203 • Jr.  
**RILEY NORRIS**  
Guard/  
Forward  
Albertville, Ala.  
(Albertville HS)




**2**  
5-11 • 160 • So.  
**LAWSON SCHAFER**  
Guard  
Cullman, Ala.  
(Cullman HS)




**3**  
6-3 • 190 • Gr.  
**CORBAN COLLINS**  
Guard  
High Point, N.C.  
(Morehead State)




**4**  
6-11 • 235 • So.  
**DANIEL GIDDENS**  
Forward/  
Center  
Mableton, Ga.  
(Ohio State)




**5**  
5-11 • 187 • So.  
**AVERY JOHNSON JR.**  
Guard  
Houston, Texas  
(Texas A&M)



**10**  
6-10 • 248 • Sr.  
**JIMMIE TAYLOR**  
Forward  
Greensboro, Ala.  
(Greensboro HS)



**11**  
6-8 • 233 • Sr.  
**SHANNON HALE**  
Forward  
Johnson City, Tenn.  
(Christ School)




**12**  
6-5 • 205 • R-Fr.  
**DAZON INGRAM**  
Guard  
Theodore, Ala.  
(Theodore HS)




**21**  
6-7 • 220 • Gr.  
**BOLA OLANIYAN**  
Forward  
Lagos, Nigeria  
(Southern Illinois)




**22**  
6-6 • 190 • Jr.  
**AR'MOND DAVIS**  
Guard  
Tacoma, Wash.  
(College of Southern Idaho)



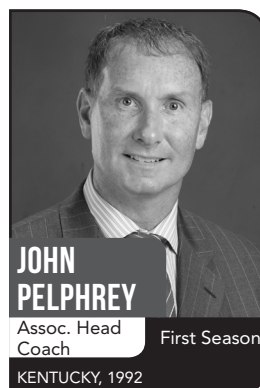
**23**  
6-5 • 197 • So.  
**BRANDON AUSTIN**  
Guard  
Montgomery, Ala.  
(Carver Montgomery HS)



**25**  
6-8 • 220 • Fr.  
**BRAXTON KEY**  
Forward  
Charlotte, N.C.  
(Oak Hill Academy)




**35**  
6-9 • 224 • So.  
**DONTA HALL**  
Forward  
Luverne, Ala.  
(Luverne HS)



**JOHN PELPHREY**  
Assoc. Head  
Coach  
KENTUCKY, 1992  
First Season



**BOB SIMON**  
Assoc. Head  
Coach  
EASTERN MICHIGAN, 1989  
Second Season



**ANTOINE PETTWAY**  
Asst. Coach  
ALABAMA, 2004  
Ninth Season



**KOBIE BAKER**  
Associate AD  
TALLADEGA COLLEGE, 1998  
Second Season



**COLTON HOUSTON**  
Director of  
Operations  
HARVARD, 2004  
Seventh Season