



# KENTUCKY®

## 2016-17 MEN'S BASKETBALL



Tuesday, Feb. 28 - 9 p.m. ET  
Rupp Arena (23,000) | Lexington, Ky.

### Stat Breakdown

87.8	Points Per Game	71.8
72.6	Opp. Points Per Game	68.8
48.1	Field-Goal Pct.	43.6
42.6	Opp. Field-Goal Pct.	42.4
40.8	Rebounds Per Game	34.8
35.6	3-point FG Pct.	38.4
30.9	Opp. 3-point FG Pct.	34.6
69.8	Free-Throw Pct.	77.2
16.3	Assists Per Game	13.5
6.2	Steals Per Game	4.0
5.5	Blocks Per Game	3.8

### Series Breakdown

Overall (UK leads)	142-47
in Lexington (UK leads)	79-14
Calipari vs. Vanderbilt	12-4
Drew vs. UK	0-1
Current UK streak	Won 1



### Vanderbilt Commodores

16-13 Overall 9-7 SEC NR/NR AP/USA

Head Coach: Bryce Drew  
Overall Record: 140-62 (sixth season)  
Record at VU: 16-13 (first season)

Points: M. Fisher-Davis (15.0 ppg)  
Rebounds: Jeff Roberson (7.2 rpg)  
Assists: Riley LaChance (4.1 apg)  
Blocks: Luke Kornet (2.1 bpg)  
Steals: Jeff Roberson (0.8 spg)

### Kentucky Wildcats

24-5 Overall 14-2 SEC 9/9 AP/USA

Head Coach: John Calipari  
Overall Record: 644-190 (25th season)  
Record at UK: 241-52 (eighth season)

Points: Malik Monk (21.5 ppg)  
Rebounds: Bam Adebayo (7.7 rpg)  
Assists: De'Aaron Fox (5.3 apg)  
Blocks: Bam Adebayo (1.6 bpg)  
Steals: De'Aaron Fox (1.5 spg)

### Schedule

OVERALL: 24-5 | SEC: 14-2  
Home: 14-2 | Away: 6-3 | Neutral: 4-0

Date	UK Rk.	O.Rk.	Opponent	TV	Time/Result
<b>Exhibition Games</b>					
O. 30	-/4	-/-	CLARION	SEC	W, 108-51
N. 6	2/4	-/-	ASBURY	SEC	W, 156-63
N. 11	2/4	-/-	STEPHEN F. AUSTIN	SEC	W, 87-64
N. 13	2/4	-/-	<sup>1</sup> CANISIUS	ESPN2	W, 93-69
N. 15	2/2	13/13	<sup>2</sup> vs. Michigan St.	ESPN	W, 69-48
N. 20	2/2	-/-	<sup>1</sup> DUQUESENE	ESPN2	W, 93-59
N. 23	1/1	-/-	<sup>1</sup> CLEVELAND ST.	SEC	W, 101-70
N. 25	1/1	-/-	<sup>1</sup> UT MARTIN	SEC	W, 111-76
N. 28	1/1	-/-	<sup>3</sup> Arizona State	ESPN2	W, 115-69
D. 3	1/1	11/9	UCLA	CBS	L, 97-92
D. 7	6/7	RV/RV	VALPARAISO	SEC	W, 87-63
D. 11	6/7	-/-	<sup>4</sup> vs. Hofstra	ESPN	W, 96-73
D. 17	6/7	7/6	<sup>5</sup> vs. North Carolina	CBS	W, 103-100
D. 21	6/5	10/11	at Louisville	ESPN	L, 73-70
D. 29	8/8	-/-	*at Ole Miss	ESPN2	W, 99-76
J. 3	6/6	-/-	*TEXAS A&M	ESPN	W, 100-58
J. 7	6/6	-/-	*ARKANSAS	SEC	W, 97-71
J. 10	6/6	-/-	*at Vanderbilt	ESPN	W, 87-81
J. 14	6/6	-/-	*AUBURN	ESPN	W, 92-72
J. 17	5/5	-/-	*at Miss. State	ESPN	W, 88-81
J. 21	5/5	24/24	*S. CAROLINA	ESPN	W, 85-69
J. 24	4/4	-/-	*at Tennessee	ESPN	L, 82-80
J. 28	4/4	2/1	<sup>6</sup> KANSAS	ESPN	L, 79-73
J. 31	8/6	-/-	*GEORGIA	ESPN	W, 90-81 (OT)
F. 4	8/6	24/23	*at Florida	ESPN	L, 88-66
F. 7	15/12	-/-	*LSU	ESPN	W, 92-85
F. 11	15/12	-/-	*at Alabama	CBS	W, 67-58
F. 14	13/11	-/-	*TENNESSEE	ESPN	W, 83-58
F. 18	13/11	-/-	*at Georgia	ESPN	W, 82-77
F. 21	11/10	-/-	*at Missouri	SEC	W, 72-62
F. 25	11/10	13/12	*FLORIDA	CBS	W, 76-66
F. 28	9/9	-/-	*VANDERBILT	ESPN	9 p.m.
M. 4	9/9	-/-	*at Texas A&M	CBS	Noon

### SEC Tournament (Nashville, Tenn. | Bridgestone Arena)

M. 8-12	TBD	SEC/ESPN	TBD
---------	-----	----------	-----

All times Eastern \*SEC conference game HOME GAMES IN CAPS  
<sup>1</sup>Bluegrass Showcase (Rupp Arena); <sup>2</sup>Champions Classic (Madison Square Garden, New York);  
<sup>3</sup>Atlantis Showcase (Imperial Arena, Paradise Island, Bahamas); <sup>4</sup>Barclays Center (Brooklyn, N.Y.); <sup>5</sup>CBS Sports Classic (T-Mobile Arena, Las Vegas); <sup>6</sup>SEC/Big 12 Challenge (Rupp Arena)

### Storylines

- UK has a one-game lead in the SEC race over Florida following the Wildcats 76-66 victory on Saturday. The Wildcats can clinch at least a share of their 48th SEC title and fifth under John Calipari with a win on Tuesday
- The Wildcats will honor Dominique Hawkins, Mychal Mulder and Derek Willis on Senior Night vs. Vanderbilt. The trio is the most productive senior class in the Coach Cal era at Kentucky
- Bam Adebayo averaged 20.0 points and 15.0 rebounds last week en route to SEC Freshman of the Week honors. His back-to-back double-doubles were UK's first since Tyler Ullis last March, and he is the first Wildcat with back-to-back games of 15 or more rebounds since Jared Prickett did it in February 1994
- Malik Monk, De'Aaron Fox and Adebayo make up the nation's leading scoring freshman trio at 50.2 points per game
- Monk scored 30 of his game-high 33 points vs. Florida in the second half, becoming the only player in the Calipari era to score 30 points in a half, as well as the first freshman in school history with four 30-point games
- The Wildcats have two triple-doubles this season after entering this season with just one in school history. Fox posted one vs. Arizona State and Isaiah Briscoe followed with one at Ole Miss
- Monk is averaging 21.5 points per game. No Calipari-coached player has ever averaged more than 21.2 points for an entire season
- UK improved to 48-21 under Calipari vs. AP Top 25 teams after the victory over Florida
- Kentucky is outrebounding its opponents by an average margin of 11.8 boards over the last six games
- UK is averaging 14.9 seconds per possession, the ninth-faster mark in the country

### Watch | Listen | Stats

TV - ESPN  
PXP - Joe Tessitore  
Analyst - Sean Farnham  
Sideline - Kaylee Hartung

Radio - UK Radio Network  
PXP - Tom Leach  
Analyst - Mike Pratt  
Sirius - 137 | XM - 190

Live stats - UKathletics.com  
Social media - @KentuckyMBB

Hashtag: #VUUSUK

### Numbers to Know

- 2,229 - National all-time wins leader
- 209-4 - Under Calipari with a 10-point lead
- 15 - Adebayo has back-to-back games with 15 boards
- 1 - Monk is first UK freshman to have four games with 30 points





**0 Guard**  
**De'Aaron Fox**  
 6-3 | 187 | Freshman  
 Houston  
 Cypress Lakes



**1 Forward**  
**Sacha Killeya-Jones**  
 6-10 | 230 | Freshman  
 Chapel Hill, N.C.  
 Virginia Episcopal



**3 Forward**  
**Bam Adebayo**  
 6-10 | 260 | Freshman  
 Little Washington, N.C.  
 High Point Christian Acad.



**4 Guard**  
**Hamidou Diallo**  
 6-5 | 190 | Freshman  
 Queens, N.Y.  
 Putnam Science Acad.



**5 Guard**  
**Malik Monk**  
 6-3 | 200 | Freshman  
 Lepanto, Ark.  
 Bentonville



**10 Guard**  
**Jonny David**  
 6-2 | 183 | Sophomore  
 Pittsburgh  
 Mt. Lebanon



**11 Guard**  
**Mychal Mulder**  
 6-4 | 185 | Senior  
 Windsor, Ontario  
 Vincennes University



**13 Guard**  
**Isaiah Briscoe**  
 6-3 | 210 | Sophomore  
 Newark, N.J.  
 Roselle Catholic



**14 Forward**  
**Tai Wynyard**  
 6-10 | 254 | R-Freshman  
 Auckland, New Zealand  
 Rangitoto College



**15 Forward**  
**Isaac Humphries**  
 7-0 | 255 | Sophomore  
 Sydney, Australia  
 La Lumiere School



**20 Guard**  
**Brad Calipari**  
 6-0 | 178 | Freshman  
 Franklin Lakes, N.J.  
 MacDuffie School



**25 Guard**  
**Dominique Hawkins**  
 6-0 | 191 | Senior  
 Richmond, Ky.  
 Madison Central



**30 Guard**  
**Dillon Pulliam**  
 6-3 | 195 | R-Sophomore  
 Cynthiana, Ky.  
 Transylvania Univ.



**32 Forward**  
**Wenyen Gabriel**  
 6-9 | 213 | Freshman  
 Manchester, N.H.  
 Wilbraham & Monson Acad.



**35 Forward**  
**Derek Willis**  
 6-9 | 228 | Senior  
 Mt. Washington, Ky.  
 Bullitt East



**Head Coach**  
**John Calipari**



**Associate Coach**  
**Kenny Payne**



**Assistant Coach**  
**Tony Barbee**



**Assistant Coach**  
**Joel Justus**



**Special Assistant**  
**John Robic**

2016-17 Kentucky Men's Basketball Roster

No.	Name	Position	Height	Weight	Class	Hometown	Previous School	Major	Twitter	Instagram
0	De'Aaron Fox	Guard	6-3	187	FR	Houston	Cypress Lakes	Undergrad Studies	@Swipathef0x	@swipathefox
1	Sacha Killeya-Jones	Forward	6-10	230	FR	Chapel Hill, N.C.	Virginia Episcopal	Communication	@The_SKJ	@the_skj
3	Bam Adebayo	Forward	6-10	260	FR	Little Washington, N.C.	High Point Christian	Undergrad Studies	@IAmBam13_	@bam1of1
4	Hamidou Diallo	Guard	6-5	190	FR	Queens, N.Y.	Putnam Science	Undergrad Studies	@Diallo1Hamidou	@otn_hami
5	Malik Monk	Guard	6-3	200	FR	Lepanto, Ark.	Bentonville	Undergrad Studies	@AhmadMonk	@ahmad_monk
10	Jonny David	Guard	6-2	183	SO	Pittsburgh	Mt. Lebanon	Kinesiology	@j david010	@j david010
11	Mychal Mulder	Guard	6-4	185	SR	Windsor, Ontario	Vincennes Univ.	Communication	@MychalMulder	@mikemulder11
13	Isaiah Briscoe	Guard	6-3	210	SO	Newark, N.J.	Roselle Catholic	Undergrad Studies	@ZayBriscoe	@zaaay_
14	Tai Wynyard	Forward	6-10	254	R-FR	Auckland, New Zealand	Rangitoto College	Undergrad Studies	@WynyardTai	@taiwynyard
15	Isaac Humphries	Forward	7-0	255	SO	Sydney, Australia	La Lumiere School	Communication	@IsaacHumphries7	@isaachumphries7
20	Brad Calipari	Guard	6-0	178	FR	Franklin Lakes, N.J.	MacDuffie School	Marketing	@bradcalipari	@bradcalipari
25	Dominique Hawkins	Guard	6-0	191	SR	Richmond, Ky.	Madison Central	Communication	@DHawk_25	@dhawk_25
30	Dillon Pulliam	Guard	6-3	195	R-SO	Cynthiana, Ky.	Transylvania Univ.	Computer Engineering	@DPull32	@dpull32
32	Wenyen Gabriel	Forward	6-9	213	FR	Manchester, N.H.	Wilbraham & Monson	Undergrad Studies	@WenyenGabriel	@rcg_upman
35	Derek Willis	Forward	6-9	228	SR	Mt. Washington, Ky.	Bullitt East	Communication	@derek_willis33	@dxw_33

**Head Coach:** John Calipari (Clarion, 1982)  
**Associate Head Coach:** Kenny Payne (Louisville, 2003)  
**Assistant Coaches:** Tony Barbee (UMass, 1993)  
 Joel Justus (UNC Wilmington, 2004)  
**Special Asst. to the Head Coach:** John Robic (Denison, 1986)  
**Associate AD/Basketball Operations:** Chris Woolard (UCLA, 1997)  
**Strength Coach:** Robert Harris (Kentucky State, 2009)  
**Athletic Trainer:** Chris Simmons (Memphis, 2002)

**Pronunciation Guide**

BAM ADEBAYO	(ah-duh-BUY-o)
BRAD/JOHN CALIPARI	(cal-a-PEAR-ee)
HAMIDOU DIALLO	(ha-MUH-do) (DEE-ah-lo)
DOMINIQUE HAWKINS	(dom-UH-neek)
WENYEN GABRIEL	(when-yen)
SACHA KILLEA-JONES	(sah-SHA) (kuh-LEE-uh)
MALIK MONK	(muh-LEAK)
MYCHAL MULDER	like michael
DILLON PULLIAM	(pull-E-um)
TAI WYNARD	(tie) (win-YARD)


UK MBB Media Relations



**Eric Lindsey**  
 Coach Cal interviews  
 Primary contact



**Deb Moore**  
 Player interviews  
 Secondary contact



**Jake Most**



**Stephanie Guy**

859-257-3838

University Quick Facts

**President:** Dr. Eli Capilouto  
**Faculty Rep:** Joseph L. Fink III  
**Athletics Director:** Mitch Barnhart  
**Deputy AD:** DeWayne Peevy  
**Enrollment:** 30,000  
**Founded:** 1865

**Home Arena:** Rupp Arena  
**Capacity:** 23,000  
**Rupp Arena Record:** 560-66 (.895)  
**All-time Record:** 2,229-687-1 (.764)  
**Website:** UKathletics.com







DE'AARON

FOX

FR. • G • 6-3/187 • HOUSTON (CYPRESS LAKES)

**2017 ALL-AMERICA CANDIDATE**  
UNIVERSITY OF KENTUCKY BASKETBALL



**'88**  
POSTED UK'S FIRST  
TRIPLE-DOUBLE SINCE 1988

**POINTS PER GAME** 15.5  
**REBOUNDS PER GAME** 5.3  
**BLOCKS PER GAME** 4.2

**144**   
ASSISTS, MOST IN THE SEC

**17** **GAMES**  
WITH FIVE ASSISTS OR MORE

**"IT'S HIS SHOW. IT'S HIS TEAM."**  
- MYRON MEDCALF, ESPN  
**"DE'AARON FOX IS SPECIAL."**  
- UK HEAD COACH JOHN CALIPARI



MALIK  
MONK

FR. • G • 6-3/200 • LEPANTO, ARK. (BENTONVILLE)

**2017 ALL-AMERICA CANDIDATE**  
UNIVERSITY OF KENTUCKY BASKETBALL



**47** **POINTS**  
VS. UNC, A FRESHMAN  
SCHOOL RECORD

**POINTS PER GAME** 21.5  
**FIELD GOAL PCT.** .473  
**3-POINTERS PER GAME** 3.10

**21.5** **PPG**  
ON PACE TO BE THE MOST BY  
A CALIPARI-COACHED PLAYER

**4** **30-POINT GAMES**  
MOST IN SCHOOL HISTORY

**"HIS 47-POINT PERFORMANCE BY A FRESHMAN AGAINST NORTH CAROLINA IS THE BEST THAT'S HAPPENED IN MY 38 YEARS AT ESPN FOR A FRESHMAN. TO SCORE 47 POINTS AWAY FROM HOME ON A NEUTRAL FLOOR AGAINST AN ELITE TOP-FIVE TEAM - AND EVERY POINT WAS NEEDED. THERE HAVE BEEN BETTER STATISTICAL PERFORMANCES BUT NEVER ONE WHERE CLUTCH WAS NEEDED ON EVERY BASKET TO WIN."**  
- DICK VITALE







**BAM ADEBAYO**

FR. • F • 6-10/260 • LITTLE WASHINGTON, NC. (HIGH POINT CHRISTIAN ACAD.)

**2017 ALL-SEC CANDIDATE**  
UNIVERSITY OF KENTUCKY BASKETBALL



	<b>80 DUNKS</b> 2ND MOST IN CALIPARI ERA	<b>POINTS PER GAME</b> 13.2
	<b>23</b> GAMES IN DOUBLE FIGURES	<b>REBOUNDS PER GAME</b> 7.7
		<b>BLOCKS PER GAME</b> 1.6
<b>1ST</b> LEADS TEAM IN FG PCT., REBOUNDS AND BLOCKS		

**“ IF SOMEONE PASSES ON HIM IN THE DRAFT THIS YEAR, THEY SHOULD BE F-F-FIRED. AND THE REASON IS HE CAN GUARD FIVE POSITIONS. ... HE CAN SHOOT. HE CAN HANDLE IT. 'ONLY THING HE DOES IS DUNK.' YEAH, HE DUNKS. HE'S GOING TO DUNK ON YOUR NECK.”**

- UK HEAD COACH JOHN CALIPARI



**ISAIAH BRISCOE**

SO. • G • 6-3/210 • NEWARK, N.J. (ROSELLE CATHOLIC)

**2017 ALL-SEC CANDIDATE**  
UNIVERSITY OF KENTUCKY BASKETBALL



	<b>3</b> JUST THE THIRD PLAYER IN SCHOOL HISTORY WITH A TRIPLE-DOUBLE	<b>POINTS PER GAME</b> 13.3
		<b>REBOUNDS PER GAME</b> 5.5
		<b>ASSISTS PER GAME</b> 4.2
<b>4</b> DOUBLE-DOUBLES IN SEC PLAY		<b>1</b> ONLY PLAYER IN THE SEC AVERAGING AT LEAST 13.0 POINTS, 5.0 REBOUNDS AND 4.0 ASSISTS

**“ PHYSICALLY, MENTALLY, HE HAS A KILLER IN HIM. YOU WIN WITH GUYS LIKE HIM.”**

- UK HEAD COACH JOHN CALIPARI





The Polls

Associated Press Top 25  
Feb. 27

1. Kansas (58)
2. Villanova (2)
3. UCLA (3)
4. Gonzaga (2)
5. North Carolina
6. Oregon
7. Arizona
8. Louisville
9. **Kentucky**
10. West Virginia
11. Baylor
12. Florida
13. Butler
14. SMU
15. Florida State
16. Purdue
17. Duke
18. Cincinnati
19. Notre Dame
20. Saint Mary's
21. Wichita State
22. Wisconsin
23. Virginia
24. Iowa State
25. Miami (FL)

USA Today Coaches Poll  
Feb. 27

1. Kansas (23)
2. UCLA (3)
3. Villanova (5)
4. Gonzaga (1)
5. North Carolina
6. Oregon
7. Louisville
8. Arizona
9. **Kentucky**
10. West Virginia
11. Baylor
12. Florida
13. Notre Dame
14. Duke
15. Butler
16. Purdue
17. Florida State
18. Saint Mary's
19. SMU
20. Cincinnati
21. Wisconsin
22. Wichita State
23. Virginia
24. Iowa State
25. Miami (FL)

Receiving Votes: Minnesota, Oklahoma State, Dayton, Michigan, Middle Tennessee, Creighton, Southern Cal, Michigan State, Monmouth, VCU, Virginia Tech, Vermont, Arkansas, Maryland, Princeton, BYU

Receiving Votes: Creighton, South Carolina, Southern Cal, Middle Tennessee, Oklahoma State, Dayton, Minnesota, Maryland, Northwestern, Xavier, Michigan State, Cal, Arkansas, Michigan, VCU

Kentucky Week by Week

Preseason	2/4	Jan. 9	6/6
Nov. 14	2/2	Jan. 16	5/5
Nov. 21	1/1	Jan. 23	4/4
Nov. 28	1/1	Jan. 30	8/6
Dec. 5	6/7	Feb. 6	15/12
Dec. 12	6/7	Feb. 13	13/11
Dec. 19	6/5	Feb. 20	11/10
Dec. 26	8/8	Feb. 27	9/9
Jan. 2	6/6	March 6	-/-
		March 13	-/-
		Final	-/-

SEC Standings through Feb. 25, 2017

Team	SEC Record	Overall Record	Games Back
Kentucky	14-2 (.875)	24-5 (.828)	0.0
Florida	13-3 (.813)	23-6 (.798)	1.0
Arkansas	11-5 (.688)	22-7 (.759)	3.0
South Carolina	11-5 (.688)	21-8 (.724)	3.0
Alabama	9-7 (.563)	16-12 (.571)	5.0
Ole Miss	9-7 (.563)	18-11 (.621)	5.0
Vanderbilt	9-7 (.563)	16-13 (.552)	5.0
Georgia	8-8 (.500)	17-12 (.586)	6.0
Tennessee	7-9 (.438)	15-14 (.517)	7.0
Texas A&M	7-9 (.438)	15-13 (.536)	7.0
Auburn	6-10 (.375)	17-12 (.586)	8.0
Mississippi State	5-11 (.313)	14-14 (.500)	9.0
Missouri	2-14 (.125)	7-21 (.250)	12.0
LSU	1-15 (.063)	9-19 (.321)	13.0

Kentucky in the Rankings through Feb. 21, 2017

Team Rankings			Individual Rankings		
Category	Stat	SEC [NCAA]	Category/Player	Stat	SEC [NCAA]
Scoring	87.8	1st [5th]	Assist-TO Ratio/Fox	2.3	3rd [56th]
Scoring Defense	72.6	9th [190th]	Assist-TO Ratio/Briscoe	1.5	10th
Scoring Margin	+15.2	1st [7th]	Assists Per Game/Fox	5.3	1st [38th]
Free-Throw Pct.	.698	7th [184th]	Assists Per Game/Briscoe	4.2	6th [130th]
Field-Goal Pct.	.481	1st [29th]	Blocks Per Game/Adebayo	1.6	T6th [66th]
Field-Goal Pct. Def.	.426	11th [114th]	Def. Rebs. PG/Adebayo	4.6	7th
3-Point FG Pct.	.356	5th [150th]	Double-Doubles/Adebayo	5	T5th [167th]
3-Point FG Pct. Def.	.309	3rd [18th]	Double-Doubles/Briscoe	4	T9th [213th]
Rebounding Off.	40.8	1st [5th]	Double-Doubles/Fox	4	T9th [213th]
Rebounding Def.	34.9	5th	Field-Goal Pct./Monk	.473	7th [167th]
Rebounding Margin	+5.9	2nd [28th]	Field-Goal Pct./Fox	.459	10th [212th]
Blocks Per Game	5.5	2nd [14th]	Free-Throw Pct./Monk	.835	10th [99th]
Assists Per Game	16.3	1st [32nd]	Minutes Per Game/Monk	32.1	8th
Steals Per Game	6.2	10th [174th]	Minutes Per Game/Briscoe	30.4	14th
Turnover Margin	+2.7	3rd [35th]	Minutes Per Game/Fox	29.5	16th
Assist/TO Ratio	1.3	1st [30th]	Off. Rebs. PG/Adebayo	3.1	2nd [35th]
Off. Rebs. Per Game	13.0	2nd [23rd]	Points Per Game/Monk	21.5	1st [13th]
Def. Rebs. Per Game	27.8	1st [26th]	Points Per Game/Fox	15.5	8th
Def. Rebound Pct.	.728	2nd	Points Per Game/Briscoe	13.3	20th
Off. Rebound Pct.	.347	3rd	Rebs. Per Game/Adebayo	7.7	T3rd [127th]
3-Point FG Per Game	7.3	6th [180th]	Steals Per Game/Fox	1.5	8th [148th]
			3-Point FG Made PG/Monk	3.1	1st [19th]
			3-Point FG Pct./Monk	.419	1st [32nd]

Upcoming in the SEC  
Feb. 28 - March 4

Contest	Time	TV Network
<b>Tuesday, Feb. 28</b> Mississippi State at South Carolina Texas A&M at Missouri <b>Vanderbilt at Kentucky</b>	7 p.m. 7 p.m. <b>9 p.m.</b>	ESPNU SEC Network <b>ESPN</b>
<b>Wednesday, March 1</b> Auburn at Georgia Arkansas at Florida Tennessee at LSU Ole Miss at Alabama	6:30 p.m. 7 p.m. 7 p.m. 8:30 p.m.	SEC Network ESPN2 SEC Network+ SEC Network
<b>Saturday, March 4</b> <b>Kentucky vs. Texas A&amp;M</b> Alabama at Tennessee Georgia at Arkansas Florida at Vanderbilt Missouri at Auburn LSU at Mississippi State South Carolina at Ole Miss	<b>Noon</b> 1 p.m. 2 p.m. 2 p.m. 3:30 p.m. 6 p.m. 8:30 p.m.	<b>CBS</b> SEC Network SEC Network SEC Network SEC Network

All times Eastern

Media Information

CREDENTIAL REQUESTS

Requests for single-game credentials should be made as far in advance as possible and no later than five days prior to game day online at [sportssystem.com/Kentucky](http://sportssystem.com/Kentucky).

CREDENTIAL CRITERIA

The University of Kentucky's decision to issue credentials to a media outlet for the purposes of covering a UK basketball home or away event is determined by a variety of factors. They include the following:

- Amount of coverage given to Kentucky throughout the season
- Intention/ability to cover all 22 sports at Kentucky
- Distribution/size of publication: free, subscription, sale on newsstands, website traffic, etc.
- Radio or TV station program format and size of audience
- Length of existence of the publication, amount of original copy generated, number of full-time employees of the publication and the journalistic experience of the reporter(s)
- Attendance at Kentucky media sessions, including Olympic sport opportunities
- Space availability
- Professionalism, which includes but is not limited to conduct at games, press conferences, practices, on social media, etc.

The University of Kentucky has the right to revoke credentials under its own discretion.

INTERVIEW POLICIES-GENERAL

All interviews with University of Kentucky basketball players or staff members must be arranged through the Media Relations office. Media should never contact a player or coach directly.

The Wildcat Coal Lodge, dormitories, team locker rooms and other team quarters are private team areas. Media members are not permitted in these areas unless accompanied by appropriate university personnel.

PRACTICE/PRESS CONFERENCES

Other than announced exceptions, UK basketball practices are closed to the media. UK will accept requests to attend practice. All requests must be made by 10 a.m. on the day of the practice. In cases in which practices are open to the media, no cell phones are allowed in the practice facility.

Player interviews are conducted prior to practices the day before a game and will be available to all UK media in the Joe Craft Center lower-level lobby. UK will accept requests for player interviews, but they must be submitted 24 hours prior to the scheduled availability.

Coach John Calipari or an assistant coach will meet with members of the media immediately following player interviews in the lower level lobby of the Joe Craft Center.

Gameday shoot-arounds are closed to the media.

TELEPHONE PLAYER INTERVIEWS

Telephone interviews are available to the media on a call-back basis. Individual player and coach telephone numbers will not be given to members of the media.

Players are instructed not to conduct interviews when contacted directly by telephone. The UK Media Relations Office will arrange for telephone interviews at a time most convenient for the student-athlete.

Other special requests are handled on a case-by-case basis.

POSTGAME INTERVIEWS

Following each game, there is a 20-minute cooling-off period, during which time the players shower and dress. Approximately 10 minutes after the game ends, Coach Calipari conducts his postgame press conference while a player is taken to the UK Sports Network.

Following Coach Calipari's press conference and the cooling-off period, selected UK players are brought to the media interview room.





## Honoring the Cats

### Bam Adebayo

- SEC Freshman of the Week (Feb. 27, 2017)
- Wooden Award Preseason Watch List
- Naismith Trophy Preseason Watch List
- CBSSports.com Preseason All-America Second Team
- College Basketball Talk Preseason All-America Third Team
- Kareem Abdul-Jabbar Award Preseason Watch List
- Preseason All-SEC First Team (AP/Coaches)

### Isaiah Briscoe

- SEC Player of the Week (Jan. 2, 2017)
- Lute Olson Award Preseason Watch List
- Preseason All-SEC Second Team (AP/Coaches)

### De'Aaron Fox

- Wooden Award Late Season List
- Naismith Trophy Midseason Watch List
- Bob Cousy Award Final 10
- Oscar Robertson Trophy Midseason Watch List
- Wayman Tisdale Award Midseason Watch List
- Wooden Award Midseason 25
- SEC Freshman of the Week (Jan. 9, 2017)
- SEC Freshman of the Week (Dec. 19, 2016)
- SEC Freshman of the Week (Dec. 5, 2016)
- SEC Freshman of the Week (Nov. 14, 2016)
- Wooden Award Preseason Watch List
- Naismith Trophy Preseason Watch List
- Sporting News Preseason All-America Second Team
- Bob Cousy Award Preseason Watch List
- Preseason All-SEC First Team (AP/Coaches)

### Malik Monk

- Wooden Award Late Season List
- Naismith Trophy Midseason Watch List
- Jerry West Award Final 10
- Oscar Robertson Trophy Midseason Watch List
- Wayman Tisdale Award Midseason Watch List
- SEC Freshman of the Week (Jan. 16, 2017)
- Wooden Award Midseason 25
- SEC Freshman of the Week (Jan. 2, 2017)
- USBWA Oscar Robertson National Player of the Week (Dec. 20, 2016)
- USBWA Wayman Tisdale National Freshman of the Week (Dec. 20, 2016)
- SEC Player of the Week (Dec. 19, 2016)
- SEC Freshman of the Week (Nov. 21, 2016)
- Wooden Award Preseason Watch List
- Naismith Trophy Preseason Watch List
- CBSSports.com Preseason All-America Third Team
- Jerry West Award Preseason Watch List
- Preseason All-SEC Second Team (AP/Coaches)

## Wildcats Rally Past Florida for SEC Lead

Not satisfied with making perimeter jumpers, Malik Monk drove to the basket to create numerous opportunities at the free-throw line and found openings to feed his Kentucky teammates. The freshman guard wasn't aware until afterward of how many points he had piled up, but he knew that they helped the 11th-ranked Wildcats earn their most important victory this season.

Monk scored 30 of his 33 points in the second half, Bam Adebayo added 18 points with 15 rebounds, and Kentucky rallied past No. 13 Florida for a 76-66 victory Saturday to take over the Southeastern Conference lead.

While another week remains in SEC play for both teams, the Wildcats (24-5, 14-2 SEC) took an important step toward clinching the regular-season title by twice rallying from eight or more points down to win the pivotal matchup, including a 12-point first half deficit after the Gators raced out to an 8-0 lead. UK came back without the services of point guard De'Aaron Fox, who sat out with a knee contusion.

Fox and UK can thank Monk and Adebayo for making it happen as the duo scored 42 of Kentucky's 48 second-half points.

Monk scored 14 points during an 18-10 run that tied the game at 55 with 9:54 remaining. The high-scoring Monk ended up with the most points in one half by a player under coach John Calipari at Kentucky.

Adebayo followed Monk's key stretch with six straight points before Monk added seven more in between lobbing a pass to Adebayo for a 70-60 lead with 4:04 left. Monk sandwiched two free throws around layups by Isaiah Briscoe and Adebayo, points that proved critical in thwarting rally attempts by the Gators (23-6, 13-3).

Kentucky shot 64 percent in the second half to avenge a 22-point loss to Florida earlier this month. The Wildcats also outrebounded the Gators 48-30 after getting outrebounded by 25 in the first meeting in Gainesville, Florida.

Additional notes:

- UK held Florida to 66 points, improving to 15-0 this season when limiting the opponent to 72 or fewer points
- The Wildcats also limited Florida to 36.6 percent shooting. UK is 14-0 this season when holding the opponent to less than 43 percent
- UK is 20-2 this season when outrebounding the opponent
  - Since losing the battle of the boards in the loss at Florida, UK has had an average rebounding margin of plus-11.8 per game during the current six-game win streak
- UK's six-game winning streak is its longest since winning seven in a row from Dec. 29-Jan. 21
- Monk became the only freshman in school history with four games of 30 points or more. Kentucky is 4-0 in those games
- Adebayo's double-double was his second straight and team-leading fifth of the season. He's the first Wildcat with consecutive double-doubles since Tyler Ulis last March
  - He's the first Wildcat since Jared Prickett (Feb. 6 and Feb. 9, 1994) to post back-to-back games of at least 15 boards and the first UK player to do it in consecutive SEC games since Sam Bowie on March 1 and March 3, 1984.
- Senior Mychal Mulder made his first career start
- Senior Dominique Hawkins played a career-high 37 minutes, totaling three points, a career-high six rebounds and four assists

## Cats Can Clinch SEC Title on Tuesday

With two games remaining in the regular season for the 2016-17 edition of the Kentucky Wildcats, John Calipari's squad is in position for its 48th Southeastern Conference regular-season championship. UK currently leads Florida for the SEC lead after the Wildcats defeated the Gators 76-66 on Saturday.

A victory on Tuesday vs. Vanderbilt would ensure the Wildcats of at least a share of the SEC regular-season title, which would be UK's fifth under Calipari.

Of course, the Wildcats would like to win the title outright and claim the No. 1 seed at the SEC Tournament. They can do that by winning their final two games, but there are still scenarios in which the Wildcats could fall to the second seed.

Here is how Kentucky has fared in similar situations over the last 30 seasons:

- 2015-16: Kentucky finished in a tie with Texas A&M and shared the crown. UK went 3-2 over its last five games
- 2012-13: Kentucky finished two games back of Florida. UK went 1-2 over the final three games with the win coming over Florida
- 2009-10: Kentucky won the league by two games over Vanderbilt thanks to a 14-2 overall conference record
- 2007-08: UK tied for second, two games behind Tennessee, going 2-1 over the final three games. The one loss? Tennessee
- 2004-05: UK finished first by two games over three teams with a 2-1 record to end the season
- 2003-04: Mississippi State edged Kentucky by one game despite UK going 6-0 to end the conference season
- 2000-01: Kentucky managed to win the tiebreaker over Florida for the league crown despite going 1-2 over the final three
- 1999-00: Kentucky won the tiebreaker for the league title with three other teams; a 3-0 finish aided the cause
- 1997-98: UK held on to a two-game lead over Ole Miss thanks to a 4-0 run to end the year
- 1996-97: Kentucky finished second by two games to South Carolina which included a loss to the Gamecocks in the final game
- 1994-95: UK edged out two teams by two games behind a five-game winning streak to end the season
- 1993-94: Arkansas won the conference by a two-game margin despite a 5-1 push late by the Wildcats
- 1992-93: Vanderbilt edged the Cats by one game despite a 3-0 mark to finish the year for UK
- 1991-92: Arkansas held on for a one-game lead for the title as a loss to Florida hurt the Cats with two games to go
- 1987-88: A 4-0 record to end the season propelled UK to a two-game lead for the league title

## Kentucky to Honor Hawkins, Mulder and Willis on Senior Night

Kentucky will celebrate seniors Dominique Hawkins, Mychal Mulder and Derek Willis on Tuesday for Senior Night. The Wildcats are 93-19 all-time on Senior Day, including a perfect 7-0 mark under John Calipari.

The ceremony will include a video tribute, more than 23,000 fans singing "My Old Kentucky Home" and the presentation of a framed jersey for each player. The ceremony, which the late Al McGuire once called "the most touching moment in all of sports" will begin at approximately 8:45 p.m.

All three seniors are all playing significant minutes for the Cats and producing in a variety of ways. The trio averages a combined 16.4 points, 8.6 rebounds, 3.2 assists, 1.7 steals and 0.9 blocks per game.

Willis is averaging a career-best 4.8 rebounds, Mulder has scored a career-high 133 points, while Hawkins owns a team-best 4.3 assist-to-turnover ratio. The 16.5 points per game from the seniors is the best in the John Calipari era. The 2011-12 team consisting of Darius Miller and Eloy Vargas averaged 11.6 points per game. The 444 points scored on the year is the highest-scoring senior class in the Calipari era.

Having a three-man senior class contributing and all playing at least 11.7 minutes per game under Calipari is a first in his eight-year tenure. As a matter of fact, you have to go all the way back to the 2003-04 season to find another trio of seniors playing more than 10 minutes a game. The 2003-04 class of Cliff Hawkins (30.5), Erik Daniels (30.0), Gerald Fitch (29.8) and Antwain Barbour (17.2) is the last group of seniors who all played at least 10 minutes a game for the Wildcats.

## Adebayo Named SEC Freshman of the Week

Freshman Bam Adebayo became the third different Wildcat to win Southeastern Conference Freshman of the Week honors when he was tabbed the top first-year player on Monday. Adebayo averaged 20 points and 15 rebounds per game in two wins for the Cats last week. He had back-to-back games of 15 or more rebounds, becoming the first UK player to do that since Jared Prickett in February of 1994. The 15 rebounds was a career high for Adebayo, and he's averaging 12.5 boards per game over UK's last four contests.

## Cats Cleaning up on the Glass

For as big and as strong as the Wildcats are, they've been inconsistent on the glass. When UK got outrebounded by 25 at Florida -- the worst mark in the John Calipari era -- it was clear something needed to change. And it has.

Since that drubbing at Florida, UK has outrebounded its last six opponents, which has coincided with its current six-game winning streak. During this recent stretch, the Wildcats are outrebounding their opponents by an average of 11.8 rebounds per game.

Bam Adebayo has been the biggest difference of late. He's grabbed at least seven rebounds over his last seven games and is averaging 12.5 boards over his last four.

Despite some shaky individual games, and with the help of the recent board play, UK has a plus-5.9 rebounding margin on the season, the 28th-best mark in the country and second in the league (as of games through Feb. 25). That includes 13.03 offensive rebounds per game,





2016-17 LEAD-DEFICIT COMPARISON

Opponent	Biggest Lead	Biggest Deficit	Biggest Run*	Changes	Ties	Led	Trailed	Result
SFA	27 (2nd)	1 (1st)	7-0	2	0	39:04	0:30	W, 87-64
CANISIUS	30 (2nd)	7 (1st)	9-0	6	9	27:07	9:42	W, 93-69
vs. Michigan St.	23 (2nd)	3 (1st)	9-0	1	3	34:30	1:41	W, 69-48
DUQUESNE	41 (2nd)	2 (1st)	11-0	1	2	37:27	0:10	W, 93-59
CLEVELAND ST.	41 (2nd)	N/A	12-0	0	0	39:44	0:00	W, 101-70
UT MARTIN	48 (2nd)	3 (1st)	11-0	3	0	36:49	2:01	W, 111-76
vs. Arizona St.	48 (2nd)	1 (1st)	12-0	2	0	39:17	0:23	W, 115-69
UCLA	9 (1st)	14 (2nd)	11-0	2	3	12:59	24:39	L, 97-92
VALPARAISO	34 (2nd)	N/A	21-0	0	2	38:50	0:00	W, 87-63
vs. Hofstra	31 (2nd)	N/A	18-0	0	0	39:33	0:00	W, 96-73
vs. North Carolina	12 (1st)	3 (1st)	7-0	6	6	32:41	3:43	W, 103-100
at Louisville	6 (1st)	7 (1st)	9-0	9	10	12:15	19:38	L, 73-70
at Ole Miss	28 (2nd)	2 (1st)	13-0	1	1	38:23	0:23	W, 99-76
TEXAS A&M	47 (2nd)	3 (1st)	15-0	1	1	38:00	0:41	W, 100-58
ARKANSAS	26 (2nd)	4 (1st)	12-0	6	2	36:20	3:21	W, 97-71
at Vanderbilt	9 (1st)	2 (1st)	9-0	8	7	33:23	3:23	W, 87-81
AUBURN	20 (2nd)	3 (1st)	9-0	9	1	36:54	2:23	W, 92-72
at Mississippi St.	18 (2nd)	N/A	10-0	0	3	38:28	0:00	W, 88-81
SOUTH CAROLINA	23 (2nd)	N/A	9-0	0	0	39:50	0:00	W, 85-69
at Tennessee	6 (1st)	11 (2nd)	6-0	5	6	6:52	29:50	L, 82-80
KANSAS	12 (1st)	10 (2nd)	7-0	4	8	23:38	14:02	L, 79-73
GEORGIA	9 (OT)	14 (2nd)	9-0	3	6	18:56	19:35	W, 90-81 (OT)
at #24/23 Florida	N/A	24 (2nd)	7-0	0	0	0:00	39:32	L, 88-66
LSU	25 (2nd)	N/A	12-0	0	0	39:40	0:00	W, 92-85
at Alabama	18 (2nd)	3 (1st)	10-0	3	2	34:56	0:32	W, 67-58
TENNESSEE	28 (2nd)	5 (1st)	11-0	1	0	36:06	3:40	W, 83-58
at Georgia	6 (2nd)	4 (1st)	8-0	13	15	24:44	11:29	W, 82-77
at Missouri	10 (2nd)	4 (1st)	10-0	3	5	29:10	6:55	W, 72-62
FLORIDA	10 (2nd)	12 (1st)	10-0	7	9	11:41	24:45	W, 76-66
VANDERBILT								
at Texas A&M								
<b>BIGGEST/MOST</b>	<b>48</b>	<b>14</b>	<b>21-0</b>	<b>13</b>	<b>15</b>	<b>39:50</b>	<b>29:50</b>	<b>+46</b>
<b>TOTALS</b>	<b>-</b>	<b>-</b>	<b>-</b>	<b>-</b>	<b>-</b>	<b>871:27</b>	<b>222:58</b>	<b>+441</b>

\*run tracked by consecutive UK points without allowing an opponent score

23rd in the country, which has led to 13.3 second-chance points per game.

The most impressive performance on the glass came against Arizona State when the Wildcats grabbed 59 rebounds, tied for the most of the Calipari era. Against North Carolina, which came into the game with the best rebounding margin in the country, the Cats more than just held their own -- they outrebounded the Tar Heels. It was the first time in UNC's first 12 games the Tar Heels had been outrebounded.

**Calipari's Best Freshman Trio Yet?**

Among the many things Kentucky has been known for since John Calipari's arrival at Kentucky, the Wildcats have featured the nation's best freshmen. From John Wall and DeMarcus Cousins, to Brandon Knight and Terrence Jones, Anthony Davis and Michael Kidd-Gilchrist, Nerlens Noel, Karl-Anthony Towns, Devin Booker, Tyler Ulis, and Jamal Murray -- just to name a handful -- UK has seen its fair share of freshman phenoms.

Believe it or not, De'Aaron Fox, Malik Monk and Bam Adebayo may be as impressive of a trio as Calipari has ever coached. They've each had electrifying and jaw-dropping performances, and between the three of them, they lead UK in points, rebounds, assists, blocks and steals.

Combined the trio is averaging 50.2 points, 14.5 rebounds and 8.3 assists per game. For comparison, the 2009-10 freshman trio of Wall, Cousins and Eric Bledsoe -- who likely would be the strongest competition to this year's group -- combined to average 43.1 points, 17.4 rebounds and 10.3 assists per game by the end of the season.

This year's edition of the freshman class isn't just statistically good among past UK greats, they're also some of the elite performers nationally. Monk is second in the country among all freshmen with a 21.5 scoring average and his 3.10 made 3-pointers a game leads all freshmen. Fox is seventh among all freshmen with 5.3 assists per game and eighth with a 2.32 assist-to-turnover ratio. Adebayo is eighth in rebounds (7.7) and in ninth blocks per game (1.62).

Unsurprisingly, Monk, Fox and Adebayo are the leading scoring freshman trio in the country.

Here's a look at where they stand in the UK freshman record books thus far:

<b>Assists</b>	<b>Rebounds</b>	<b>3-Pointers</b>
1. Wall (241)	1. Randle (417)	1. Murray (113)
2. Teague (191)	2. Towns (261)	2. Monk (90)
3. Knight (159)	9. Noel (227)	
3. An. Harrison (159)	9. Noel (227)	
5. Fox (144)	10. Adebayo (223)	

<b>Points</b>	<b>Steals</b>	<b>Blocks</b>
1. Murray (720)	1. Rondo (87)	1. Davis (186)
2. Knight (657)	7. Mills (45)	8. Cauley-Stein (60)
3. Monk (623)	T8. Aa. Harrison (43)	9. Labissiere (59)
18. Bledsoe (419)	T8. Jones (43)	10. Orton (51)
19. Fox (418)	10. Fox (41)	11. Adebayo (47)
24. Anderson (387)		
25. Adebayo (382)		

**The Big Three: UK's Guards Rank Among National Trio Scoring Leaders**

Malik Monk, De'Aaron Fox and Isaiah Briscoe have electrified the country with high-profile scoring performances and triple-doubles. They're also the three leading scorers on the nation's fifth-highest scoring team in the country with 87.8 points per game (as of Feb. 25).

If the team is one of the top-scoring units nationally, well obviously, the trio of guards is going to rank among the nation's leaders. UK's guards rank third nationally among top-scoring trios made up of backcourt players.

<b>Rank</b>	<b>Trio</b>	<b>Team</b>	<b>Combined PPG</b>
1.	Keene, Rayson, DiLeo	Central Michigan	59.0
2.	Graham, Holder, Evans II	Arizona State	51.2
3.	Monk, Fox, Briscoe	Kentucky	50.6
4.	Mason III, Jackson, Graham	Kansas	49.8
5.	Smith, Hughes, Brown	Georgia Southern	49.4

**Calipari Notches 23rd Consecutive 20-Win Season**

With a road win at Alabama, Kentucky secured its 20th win of the season, its eighth straight 20-win season under John Calipari. Calipari as a collegiate head coach has posted 23 consecutive seasons of 20 or more on-court wins. He leads all active coaches with that streak, ahead of Mike Krzyzewski of Duke (21), Bill Self (19) and Jim Boeheim (17).

More impressive, Calipari has nine seasons with 30 or more on-court wins. Only Mike Krzyzewski (13) and Roy Williams (10) have more. Calipari is the first coach in NCAA Division I history to record five straight on-court 30-win seasons, notching 30 straight in consecutive seasons from 2005-06 to 2009-10.

**Big-Game Cal**

John Calipari's teams aren't just good against the best teams in the country, they're great. Not only does Kentucky have a 48-21 record (.695) vs. Associated Press Top 25 teams, UK is 5-3 when both teams are ranked in the AP top five under Calipari.

All-time, Calipari is 11-7 when both teams are ranked in the AP top five. When both teams are ranked in the AP Top 25, Calipari's all-time record is 71-46, including a 41-18 mark at Kentucky. When both are ranked in the top 10 he has a 23-13 record, including 12-6 at UK.







**STREAKS**

Overall	Won 6
Unranked AP teams anywhere	Won 6
Ranked AP teams anywhere	Won 1
Home	Won 4
Home SEC	Won 27
Home nonconference	Lost 1
Home AP unranked nonconference	Won 35
Home AP ranked teams	Won 1
Home AP unranked teams	Won 45
Road	Won 3
Road SEC	Won 3
Road AP ranked teams	Lost 3
Road AP unranked teams	Won 3
Neutral	Won 4
Neutral AP ranked teams	Won 2
Neutral AP unranked teams	Won 5

**Active Consecutive Made Starts (in games played)**

Isaiah Briscoe	51
Bam Adebayo	29
Malik Monk	29
Wenyen Gabriel	7
De'Aaron Fox	5
Mychal Mulder	1

**Active Consecutive Made Free Throws (in games played)**

Mychal Mulder	11
Malik Monk	10
Wenyen Gabriel	6
Derek Willis	6
De'Aaron Fox	3
Bam Adebayo	2
Jonny David	2
Isaac Humphries	2
Sacha Killeya-Jones	2
Dominique Hawkins	1

**Active Consecutive Games with a 3 (in games played)**

Malik Monk	11
Derek Willis	1

**DUNK TRACKER**

Player	2016-17	Career
Bam Adebayo	80	80
Isaiah Briscoe	1	2
De'Aaron Fox	13	13
Wenyen Gabriel	5	5
Dominique Hawkins	2	4
Isaac Humphries	5	5
Sacha Killeya-Jones	4	4
Malik Monk	21	21
Mychal Mulder	5	5
Derek Willis	11	23

**DOUBLE-DOUBLES**

Player	2016-17	Career
Bam Adebayo	5	5
Isaiah Briscoe	4	6
De'Aaron Fox	4	4
Wenyen Gabriel	1	1
Derek Willis	0	2

**TRIPLE-DOUBLES**

Player	2016-17	Career
Isaiah Briscoe	1	1
De'Aaron Fox	1	1

**Taking Care of the Ball**

Through 29 games of the 2016-17 season, it's obvious this Kentucky team can score with the best of them and is likely doing it quickly. With an average possession of 14.9 seconds and scoring 87.8 points per game, one would think ball security would be an issue. Theoretically, the more possessions you have, the more turnovers a team will commit, but not with this bunch.

This team yields a turnover on just 16.0 percent of its possessions. That's the 28th-best mark in the country (through games on Feb. 25). UK averages 12.2 turnovers per game, which is 89th in the country.

During John Calipari's tenure, UK's best seasons in those categories came in 2011 when the team averaged a turnover on just 16.1 percent of its possessions, ranked 10th in the country. The 2015 team averaged just 10.5 turnovers per outing. For comparison's sake, UK's previous fastest team in 2009-10 averaged a turnover on 20.3 percent of its possessions and 14.4 turnovers a game.

Turnovers have been a problem of late, however. UK has turned the ball over a minimum of 14 times in nine of its last 12 games, including a combined 44 in losses to Kansas, Tennessee and Florida. Kansas scored 21 points off of UK's 17 miscues and the Gators capitalized for 17 points in Kentucky's loss in Gainesville, Florida.

**Monk Scoring at a Historic Rate**

If there's one thing to be said from the first 29 games of Malik Monk's career, it's that he is as dynamic of an offensive player for the Wildcats as any player John Calipari has ever coached. As a matter of fact, he may be Calipari's best scorer ever. At least that's what the numbers say.

Following his record-setting 47 points vs. No. 7/6 North Carolina, his scoring average jumped up to 21.9 points per game. After a 33-point performance vs. No. 13/12 Florida, he currently averages 21.5. He is in contention for the highest scoring average of any player Calipari has coached in college. No Calipari player has ever averaged more than 21.2 points for an entire season (Dajuan Wagner at Memphis in 2001-02).

The Jerry West Shooting Guard Award finalist is the only freshman in program history with four games of at least 30 points. UK is 4-0 in those games.

Through games played on Feb. 25, Monk is second among all freshmen nationally in scoring and is looking to become just the fourth freshman in Southeastern Conference history to win the league's scoring title. He leads South Carolina's senior Sindarius Thornwell by an average of 0.5 points heading into the final week of the season.

The freshman from Lepanto, Arkansas, has topped the 20-point plateau 16 times this season and reached double figures in all 29 games so far. He's scored 20 or more points in a half five times, including a Calipari-era record of 30 in the second half vs. the Gators. At Florida, he surpassed the 500-point barrier, becoming the second-fastest player in school history (23 games) to reach 500 career points. Only Cotton Nash accomplished the feat quicker when he did it in 22 games in 1961-62. With 623 current points, he already ranks third all time among UK freshmen and 18th on the single-season list, regardless of class.

Monk isn't just a one-trick pony either. He can beat you in a variety of ways. Off the bounce, he's as good as anyone in the country. Athletically and at the rack, he's elite with a 42-inch vertical and 21 dunks so far -- many of which have appeared on SportsCenter's Top 10 plays.

Perhaps Monk's greatest strength is his ability to shoot. Through 29 games, Monk has connected on 90 made 3-pointers, just behind where Jamal Murray (91) was through the same point in the season when he went on to break the freshman record with 113 3-pointers a season ago. Monk is also within reaching distance of Jodie Meeks (103) when he went on to set the single-season 3-point record in 2008-09 with 117 made 3-pointers. He's made a trey in every game but two.

Monk is averaging 3.1 made 3-pointers per game. If he maintains that average, and UK plays a full 40-game schedule, he would finish the season with 124 3-pointers. That total would break both Meeks' school record and the NCAA freshman record of 122 held by Steph Curry.

But Monk isn't just chasing history; he's already made some ...

- His 47 points vs. UNC were ...
  - The most by a freshman in school history
  - The sixth-most points ever by a Wildcat
  - The most points by a Cat since Jodie Meeks' single-game record of 54 points at Tennessee on Jan. 18, 2009
  - The most ever by a John Calipari-coached player in college
  - The most in a game by an SEC freshman since LSU's Chris Jackson scored 55 vs. Ole Miss on March 4, 1989
  - The second-most points by a freshman in Division I college basketball since at least the 1996-97 season
  - The most in school history at a neutral site
  - The most in school history against an opponent ranked in the top 10 of the Associated Press Top 25
  - Tied the second most ever scored against North Carolina. It's the most since Rick Yuknus (Georgia Tech) scored 47 on Feb. 14, 1970. The record is 48 by Dick Groat on Feb. 29, 1952
  - The second-most points by a Cat vs. a nonconference foe. Cliff Hagan scored 51 vs. Temple on Dec. 5, 1953
  - His 18 field goals are the most since Melvin Turpin made 18 on March 8, 1984
  - His eight 3-pointers tied the school record for most 3-point field goals by a freshman
- With 34 points vs. Ole Miss, Monk ...
  - Set the school record for most points by a freshman in a road game
  - Joined Murray as the only freshmen in school history with multiple games of 30 or more points. Murray had three such games last season
- With 26 points vs. Texas A&M, Monk ...
  - Became the first freshman in program history to score 26 or more points in his first two career SEC games
  - Became the first UK player to score 26 or more points in consecutive games to begin the SEC season since Dan Issel on Jan. 3 and 5, 1970
- With 26 points vs. South Carolina, Monk ...
  - Set the freshman scoring record for most points against a ranked SEC opponent
- With 37 points vs. Georgia at home, Monk ...
  - Passed Murray (six) for his record seventh 25-point game as a freshman under Calipari at UK
  - Scored the most points for a UK freshman ever vs. Georgia, passing Jamal Mashburn's record of 31 set Feb. 3, 1991
  - Became the third player (Meeks, Miller) in school history with three games of seven or more treys in a season
  - Became the first freshman and the third player in program history (Dan Issel and Meeks) to have 34 or more points at a neutral-site game, a home game and an away game in the same season
- With 33 points vs. Florida at home, Monk ...
  - Became the first freshman in school history with four games of 30 or more points
  - Set the record for most points in a half (30) in the Calipari era at Kentucky

**How Monk Stacks Up to Calipari's Best Scorers**

If traditional numbers aren't enough, KenPom.com's efficiency rankings also put Malik Monk in the discussion for the best scorer under John Calipari. Just looking at some of the top Calipari freshmen scorers alone, Monk stacks up favorably.

Name	Offensive Rating	True Shooting %	Usage Rate	Points Per Game
John Wall	108	56.2	25.7	16.6
DeMarcus Cousins	113.1	57.9	30.5	15.1
Brandon Knight	106.7	55.3	27	17.3
Anthony Davis	133.5	65.7	18.8	14.2
Julius Randle	111.2	56.6	25.5	15
Karl-Anthony Towns	122.7	62.7	23.7	10.3
Jamal Murray	118	59	27.2	20
Malik Monk	119.4	61.2	25.6	





**High-Percentage Shots**

Kentucky has made 50 percent or more of its shots in 14 games this season, including seven straight games before a 41.7-percent day at Tennessee ended the streak (ironically, the Wildcats haven't shot 50 percent since). It's the first time UK had shot 50 percent or better in seven straight games since doing it eight straight times during the 1983-84 season.

Why such high-percentage numbers? High-percentage shots, of course. UK has scored a whopping 39.04 percent of its points on either layups or dunks and 39.7 points per game inside the paint. Which leads to another question. How are the Wildcats getting such high-percentage baskets?

There could be a number of factors to point to. For one, this Kentucky team likes to play fast and beat other teams down the floor, which can lead to layups and dunks. UK is averaging just 14.9 seconds per possession, the ninth-fastest mark in the country (as of games through Feb. 25).

Defense helps, too. The Wildcats are scoring 18.3 points per game off of turnovers, some of which are easy transition baskets. In that regard, UK is averaging 11.7 fast-break points per game, although Kentucky's fast-break opportunities have significantly decreased in recent games as opponents try to take away the Wildcats' strength. UK's 16 fast-break points at Alabama marked the first time the Wildcats hit double figures in that category since the Auburn game on Jan. 14. UK has posted double-digit fast-break points just twice in the last 12 games.

**Fastest Calipari Team Ever?**

It's no secret that a staple of John Calipari-coached teams is to play fast. You'll hear him from the sidelines imploring his teams to get out and run and score as many transition baskets as possible.

Well, the 2016-17 edition of the Kentucky Wildcats is just that - really fast, as told by their average possession lasting just 14.9 seconds. As of games through Feb. 25, that mark was the ninth-fastest mark in the nation and the second-best among Power Five programs, trailing only UCLA.

But, for a coach who directs his teams to run the floor, this team takes it to a whole new level. This is the fastest Calipari team while at Kentucky and the fastest by nearly two seconds. According to Synergy Sports, UK averages 23.3 points per game in transition, the third-best mark in the country (through games on Feb. 25).

**Average Possession Length and KenPom's Adjusted Tempo Ranking:**

2016-17 (UK): 14.9, 9th	2015-16 (UK): 17.7, 219th	2014-15 (UK): 17.7, 98th
2013-14 (UK): 17.9, 156th	2012-13 (UK): 17.4, 106th	2011-12 (UK): 17.8, 142nd
2010-11 (UK): 18.3, 219th	2009-10 (UK): 16.2, 31st	

**Fox the Next Great Freshman Point Guard Under Calipari**

Faced with the unenviable task of replacing 2016 Bob Cousy Point Guard of the Year award winner Tyler Ulis, De'Aaron Fox has filled his shoes admirably and made his mark as one of the nation's fastest and craftiest players.

Fox is currently averaging 15.5 points, 5.3 assists, 4.2 rebounds and 1.5 steals. His 5.3 assists ranks 38th nationally and first in the Southeastern Conference. The average is seventh nationally among freshmen.

As a matter of fact, through 29 games, Fox has 144 assists. That's already the fifth-most ever by a UK freshman in a single season. He needs 16 more dimes to move into third place in the record books.

Fox has four double-doubles by way of points and assists, which includes his historic triple-double against Arizona State -- the second triple-double in school history and first since Chris Mills did it Dec. 27, 1988.

That's not the only history Fox has made. Against Stephen F. Austin, in the season opener, Fox dished out 12 assists to set two program records. The 12 dimes were the most by any Wildcat in his debut, and the most of any player in a season-opening game since assists began being kept in 1971-72.

The Houston native also ranks third in the SEC with a 2.32 assist-to-turnover ratio (through Feb. 25). His scoring average is ranked eighth in the SEC.

Fox is one of 10 finalists for the Bob Cousy Point Award, awarded annually by the Naismith Memorial Basketball Hall of Fame to the nation's top point guard. Ulis won it last season.

**Adebayo Providing Consistent Presence on Offense**

After scoring in single digits in two of his first three career outings, freshman big man Bam Adebayo has topped double-figure scoring in 22 of 26 games. There's no question that he has been able to provide a consistent inside presence to complement UK's guard-heavy lineup. He's averaging 13.3 points per game on the season to go along with a team-best 7.7 rebounds per game.

Even more impressive is his efficiency. Adebayo is utilizing a team-best .608 field-goal percentage with players attempting at least three shots a game. He's been particularly impressive of late, making 60 of his last 91 shots over the eight games (65.9 percent). He already has 80 dunks on the season, including a career-high eight at Ole Miss. The most by a player in the John Calipari era is Anthony Davis with 92 during the 2011-12 season. Adebayo is currently averaging 2.8 dunks per game, while Davis posted 2.3 slams per outing.

Adebayo has stepped up his game recently. He followed a 22-point, 15-rebound game at Missouri with an 18-point, 15-rebound effort vs. No. 13/12 Florida, accomplishing a pair of milestones in the process. His back-to-back double-doubles were the first of the season and put him in the team lead with five, while his back-to-back 15-rebound games mark the first such stretch since Jared Prickett accomplished the feat on Feb. 6 and Feb. 9, 1994. It was the first time a UK player had posted back-to-back games of at least 15 boards in consecutive Southeastern Conference games since Sam Bowie on March 1 and March 3, 1984.

After a challenge from his head coach to rebound better, Adebayo has been dominant on the glass. He's grabbed at least

**CATS IN THE NBA**

At the beginning of the 2016-17 season, 24 former Wildcats were on an opening-day roster, more than any other school in the country. The following listing is as of opening day.

Name	Team
Eric Bledsoe	Phoenix Suns
Devin Booker	Phoenix Suns
Willie Cauley-Stein	Sacramento Kings
DeMarcus Cousins	Sacramento Kings
Anthony Davis	New Orleans Pelicans
Aaron Harrison	Charlotte Hornets
Andrew Harrison	Memphis Grizzlies
Terrence Jones	New Orleans Pelicans
Enes Kanter	Oklahoma City Thunder
Brandon Knight	Phoenix Suns
Michael Kidd-Gilchrist	Charlotte Hornets
Skal Labissiere	Sacramento Kings
DeAndre Liggins	Cleveland Cavaliers
Trey Lyles	Utah Jazz
Jodie Meeks	Orlando Magic
Jamal Murray	Denver Nuggets
Nerlens Noel	Philadelphia 76ers
Patrick Patterson	Toronto Raptors
Julius Randle	Los Angeles Lakers
Rajon Rondo	Sacramento Kings
Karl-Anthony Towns	Minnesota Timberwolves
Tyler Ulis	Phoenix Suns
John Wall	Washington Wizards
James Young	Boston Celtics

Several former Wildcats are among the NBA league leaders in the major statistical categories. Stats are through Feb. 25. Former UK players are in **BOLD**.

**Points Per Game**

1. Russell Westbrook (Thunder) - 30.8
4. **Anthony Davis (Pelicans) - 27.9**
6. **DeMarcus Cousins (Pelicans) - 27.5**
14. **Karl-Anthony Towns (Timberwolves) - 24.0**
19. **John Wall (Wizards) - 22.9**

**Rebounds Per Game**

1. Hassan Whiteside (Heat) - 14.1
6. **Karl-Anthony Towns (Timberwolves) - 12.1**
7. **Anthony Davis (Pelicans) - 11.9**
11. **DeMarcus Cousins (Pelicans) - 10.8**

**Assists Per Game**

1. James Harden (Rockets) - 11.3
2. **John Wall (Wizards) - 10.7**
10. **Rajon Rondo (Bulls) - 6.5**
12. **Eric Bledsoe (Suns) - 6.3**

**Blocks Per Game**

1. Rudy Gobert (Jazz) - 2.50
2. **Anthony Davis (Pelicans) - 2.45**
15. **Karl-Anthony Towns (Timberwolves) - 1.41**
17. **DeMarcus Cousins (Pelicans) - 1.37**

**Field-Goal Percentage**

1. DeAndre Jordan (Clippers) - .691
9. **Enes Kanter (Thunder) - .553**
20. **Karl-Anthony Towns (Timberwolves) - .522**

**Steals Per Game**

1. Draymond Green (Warriors) - 2.07
2. **John Wall (Wizards) - 2.04**

**Double-Doubles**

1. James Harden (Rockets) - 47
12. **Karl-Anthony Towns (Timberwolves) - 44**
18. **Anthony Davis (Pelicans) - 36**
18. **John Wall (Wizards) - 36**
18. **DeMarcus Cousins (Pelicans) - 36**

**MEASURABLES**



**Top Wing Span**

1. Sacha Killeya-Jones - 7'2"
2. Bam Adebayo - 7'1.50"
- T3. Isaiah Humphries - 7'0"
- T3. Derek Willis - 7'0"
- T5. Wenyen Gabriel - 6'11"

**Top Vertical**

1. Dominique Hawkins - 44.5"
2. Mychal Mulder - 44.0"
3. Malik Monk - 42.0"
4. Bam Adebayo - 39.5"
5. De'Aaron Fox - 38.5"

**Top Hand Width**

1. Sacha Killeya-Jones - 11.0"
2. Mychal Mulder - 10.75"
- T3. Isaiah Briscoe - 10.0"
- T3. Tai Wynyard - 10.0"
5. Derek Willis - 9.75"







**POINTS PER POSSESSION**

Game	Off. PPP	Def. PPP
STEPHEN F. AUSTIN	1.13	0.83
CANISIUS	1.24	0.92
vs. Michigan State	0.95	0.66
DUQUESNE	1.18	0.75
CLEVELAND STATE	1.23	0.85
UT MARTIN	1.37	0.94
vs. Arizona State	1.39	0.83
UCLA	1.11	1.17
VALPARAISO	1.12	0.81
vs. Hofstra	1.25	0.95
vs. North Carolina	1.30	1.27
at Louisville	0.96	1.00
at Ole Miss	1.21	0.93
TEXAS A&M	1.41	0.82
ARKANSAS	1.35	0.99
at Vanderbilt	1.16	1.08
AUBURN	1.26	0.99
at Mississippi State	1.11	1.03
SOUTH CAROLINA	1.21	0.99
at Tennessee	1.00	1.02
KANSAS	0.99	1.07
GEORGIA	1.12	1.01
at Florida	0.86	1.14
LSU	1.21	1.12
at Alabama	0.96	0.83
TENNESSEE	1.17	0.82
at Georgia	1.09	1.03
at Missouri	0.99	0.85
FLORIDA	1.10	0.96
VANDERBILT		
at Texas A&M		

**Overall**

Kentucky offensive high - 1.41 vs. TEXAS A&M  
 Kentucky offensive low - 0.86 at Florida  
 Kentucky SEC offensive high - 1.41 vs. TEXAS A&M  
 Kentucky SEC offensive low - 0.86 at Florida

Opponent offensive high - 1.27 vs. North Carolina  
 Opponent offensive low - 0.66 vs. Michigan State  
 Opponent SEC offensive high - 1.14 at Florida  
 Opponent SEC offensive low - 0.82 vs. TEXAS A&M/TENNESSEE

seven rebounds over his last seven games and is averaging 12.5 boards over his last four games.

**Three is Better Than Two ... More Than 1,000 Times**

Kentucky and UNLV have gone back and forth all season long for the claim of having the longest active streak of consecutive games with a made 3-pointer. Fittingly, both schools reached a historic milestone -- 1,000 straight games -- within a few hours of each other.

UK just beat out the Runnin' Rebels by mere hours, becoming the first school ever to hit a 3-pointer in 1,000 straight games with a trey at Alabama on Feb. 11. Freshman guard Malik Monk, fittingly UK's leader in 3-point field goals this season, got the Wildcats to 1,000 straight games with a 3-pointer from the right wing with 15:26 to go in the first half. UNLV would match it later in the day.

Kentucky passed UNLV for the nation's longest active streak of consecutive games with a made 3-pointer in its final game of 2015-16. UK has now knocked down at least one 3-pointer in 1,004 consecutive games. UNLV has hit one in 1,003 straight, through games on Feb. 25.

The Cats' last game without a made 3-pointer came against Seton Hall on Nov. 26, 1988 a "three-point" loss in the Great Alaska Shootout. The streak began on Nov. 28, 1998, in an 89-71 win vs. California.

The Wildcats' record during the 1,004-game streak is 775-229.

**Keep It 100**

For all the offensive weapons John Calipari's teams have featured during his eight seasons at Kentucky, this squad might have the most firepower, as told by the Wildcats' 87.8 scoring average, ranked fifth in the country (as of games through Feb. 25). That number is just behind the 1995-96 team's final scoring average of 91.4, the best school mark in the shot-clock era. The school-record came during the 1970-71 season when that team averaged 95.4 points per game.

UK surpassed the Cal era record for most 100-point games in a season when it dropped 100 on Texas A&M in the SEC home opener. The previous mark was four games during the 2009-10 team. It's the most 100-point games for any UK team since the 1995-96 season when that squad posted nine games of 100 or more.

Three of this season's games came consecutively. UK logged a 101-70 win over Cleveland State on Nov. 23, followed it up with 111 points vs. UT Martin in a 111-76 victory and then dropped 115 on Arizona State in a 115-69 win. It marked the first time the Wildcats had scored 100 or more points in three straight outings since Dec. 16-23, 1977.

UK's 115 points vs. Arizona State are the most of the John Calipari era and the most since the Wildcats netted 115 vs. East Tennessee State on Dec. 30, 2002.

The Wildcats opened the SEC slate with a seven-game streak of scoring at least 85 points a game. That's the most consecutive games of 85 points or more in Southeastern Conference play since doing it eight straight times during the 1976-77 season. UK posted 80 points at Tennessee and 90 in the overtime win over Georgia to enable the Cats to have their first streak of 80-plus points in nine consecutive SEC regular-season games since the 1990-91 season. That team did it 10 straight times.

Kentucky has scored less than 70 points just three times this season.

**Winning Big in Historic Fashion**

Kentucky won its first seven games by at least 21 points. The only other team in school history to accomplish that feat was the 1947-48 team, which also ended its streak at seven games. The Wildcats' first nine wins were all by at least 21 points, the first time that's happened since the 1934-35 season.

Among the seven victories, four (Duquesne, Cleveland State, UT Martin and Arizona State) saw the Cats win by at least 31. It was the first time UK had won four consecutive games by at least 31 points since Feb. 2-8, 1954, when it won four consecutive games by that margin.

UK's current scoring margin is plus-15.2 points per game, the seventh-best mark in the country (as of games through Feb. 25). The school record scoring margin in the shot-clock era is 22.1 points per game, set by the 1995-96 national championship squad.

When Kentucky beat Ole Miss by 23 points in the Southeastern Conference opener on Dec. 29, it marked the largest victory in an SEC opener for the Wildcats since Jan. 2, 1999, when UK beat Florida by 35 points. With two more blowouts vs. Texas A&M and Arkansas, Kentucky won its first three league tilts by at least 23 points for the first time since 1953-54.

During a six-game stretch for the Wildcats things tightened up, as they didn't win a game by double digits from Jan. 24-Feb. 11. A 25-point win over Tennessee on Feb. 14, snapped the streak.

**UK'S RECORD VS. RANKED OPPONENTS AND AS A RANKED OPPONENT UNDER CALIPARI**

Kentucky (RK)	Opponent Rank																									RV	NR	TOTAL	
	1	2	3	4	5	6	7	8	9	10	11	12	13	14	15	16	17	18	19	20	21	22	23	24	25				
1	-	0-1	0-1	1-0	2-0	2-0	-	2-0	1-0	-	0-1	-	-	-	2-0	1-0	1-0	1-0	1-0	3-0	1-0	-	-	-	6-2	46-2	69-10		
2	-	-	-	-	1-0	0-1	-	-	-	-	-	1-0	1-0	-	1-0	-	1-0	-	0-1	-	-	-	-	-	4-0	22-0	31-2		
3	-	-	-	1-0	-	-	-	-	0-1	-	-	1-0	-	-	-	-	-	-	-	0-1	-	-	-	-	1-0	17-0	20-2		
4	-	0-1	-	-	-	-	-	-	-	-	-	-	1-0	-	-	-	-	-	-	-	-	-	-	-	1-0	1-0	6-2	9-3	
5	-	-	-	-	-	-	-	-	-	1-0	-	-	-	-	-	-	-	-	-	-	-	-	-	1-0	-	-	6-0	8-0	
6	-	-	-	-	-	-	1-0	-	-	0-1	-	-	-	-	-	-	-	-	-	-	-	-	-	-	-	-	6-0	7-1	
7	-	-	-	-	-	-	-	-	-	-	-	-	-	-	-	-	-	-	-	-	-	-	-	-	-	-	-	-	
8	-	-	-	-	-	-	-	-	-	-	-	-	1-0	-	-	-	-	-	-	-	-	-	-	0-1	-	0-3	5-0	6-4	
9	-	-	-	-	-	-	-	-	-	-	-	-	-	-	-	-	-	-	-	-	-	-	-	-	-	-	1-1	1-1	
10	-	-	-	-	-	-	-	-	-	-	-	-	-	0-1	-	-	-	-	-	-	-	-	-	-	-	0-3	4-1	4-5	
11	1-0	-	-	-	-	-	1-0	-	0-1	-	-	1-0	-	-	-	-	-	0-1	-	-	-	-	-	-	-	-	6-1	11-3	
12	-	-	-	-	-	-	-	-	-	-	-	-	-	-	1-0	-	-	-	-	-	-	-	-	-	1-0	1-1	3-1	3-1	
13	-	-	-	-	-	-	-	-	-	-	-	-	-	-	-	-	-	-	-	-	-	-	-	-	-	-	6-1	6-1	
14	-	-	0-1	-	-	-	-	-	-	-	-	-	-	-	-	-	-	-	-	-	-	-	-	-	1-1	7-1	8-3		
15	-	-	-	-	-	-	-	-	-	-	-	1-0	-	-	-	-	-	-	-	-	-	-	-	-	1-0	3-0	5-0		
16	-	-	-	-	-	-	-	-	-	-	-	-	-	-	-	1-0	-	-	-	-	-	-	-	-	-	3-1	4-1		
17	-	-	-	-	-	-	-	-	-	-	-	-	-	-	-	-	-	-	-	-	-	1-0	-	-	-	2-2	3-2		
18	-	-	-	-	-	1-0	-	-	-	-	-	-	-	-	-	-	-	-	-	-	-	0-1	-	-	1-0	4-0	6-1		
19	-	-	-	-	-	-	-	-	-	-	-	-	-	-	-	-	-	-	-	-	-	-	-	-	-	1-0	1-0		
20	-	-	-	0-1	-	-	-	-	-	-	-	-	-	-	-	-	-	-	-	-	1-0	-	-	-	-	3-1	4-2		
21	-	-	-	-	-	-	-	-	-	-	-	-	-	-	-	-	-	-	-	-	-	-	-	-	-	-	-	-	
22	-	-	-	-	-	-	-	-	-	-	-	1-0	-	-	-	-	-	-	-	-	-	-	-	-	1-0	5-1	7-1		
23	-	-	-	-	-	-	-	-	-	-	-	-	-	-	-	-	-	-	-	-	-	-	-	-	-	2-0	2-0		
24	-	-	-	-	-	-	-	-	-	-	-	-	-	-	-	-	-	-	-	-	-	-	-	-	-	-	-	-	
25	0-1	-	-	-	-	-	0-1	-	-	-	-	-	-	-	-	-	-	-	-	-	-	-	-	-	-	1-1	1-3		
RV	0-1	1-0	-	-	1-0	-	1-0	-	-	-	1-0	-	-	-	-	-	0-1	-	-	-	-	-	-	-	-	3-0	7-2		
NR	-	-	-	0-1	-	-	-	-	-	-	1-0	-	-	-	1-0	-	-	-	-	-	-	-	-	-	-	-	-	2-1	
TOTAL	1-2	1-2	0-2	2-2	4-0	3-1	3-1	2-0	1-2	1-1	1-1	4-0	4-0	1-1	1-0	4-0	3-0	1-3	0-1	1-1	4-0	3-0	1-1	1-1	1-0	-	Total	224-46	
																												Total	48-21





**Sharing is Caring**

One of the most defining traits of John Calipari's teams and their success is their willingness to share the ball. Calipari, on an annual basis, brings in the nation's most talented players, most of whom were accustomed to taking the majority of the shots on their high school teams.

At Kentucky, to better prepare them for the next level, they learn to share -- and to prosper from it. Calipari doesn't promise shots to anyone. Instead, he preaches that as the team succeeds, everyone benefits.

Although it hit a bit of a rough stretch during a time in which the team lost three of four, this team may be his greatest example of that yet. With all the talent this team has, it has shared the ball better than any other Calipari team at Kentucky. The Wildcats have 472 assists through 29 games, 38 more than the 2009-10 team had at this point in the season. That group owns the Calipari era record for total assists with 573 by season's end. Their 1.33 assist-to-turnover ratio not only ranks 30th in the country (through games on Feb. 25), it's in the running to be the program's best mark in the shot-clock era (1.41 in 1995-96).

Three players are averaging 2.4 assists or more per game, and Kentucky's 16.3 assists per game ranks 32nd in the nation (as of games through Feb. 25). The 1995-96 UK team averaged 21.8 assists per game and set the school record of 783 assists in 36 games.

Against Arizona State, the Wildcats dished out 33 assists (on 44 made field goals), the most in the Calipari era and just two off of the school record. UK also had 25 assists against Cleveland State, the fifth most in the Cal era.

Kentucky dishes out an assist on 52.3 percent of its field goals.

Over a four-game stretch from Jan. 24 to Feb. 4, of which UK lost three of them, the Wildcats averaged only 12.3 assists, including a season-low seven at Florida.

**Sophomore Slump? Mr. Do Everything Has Other Plans**

Isaiah Briscoe has provided the steady hand to complement UK's dynamic yet youthful backcourt in De'Aaron Fox and Malik Monk. The elder statesman is having a markedly improved sophomore season, and in his quest for a second consecutive Southeastern Conference championship, UK's sophomore stud has taken it up another level.

Briscoe has scored 10 or more points in 11 of the 16 league games, logged three or more rebounds in 14 of the 16, had five or more assists in seven of 16 games -- not to mention his historic triple-double against Ole Miss in the league opener. He also became the first UK player since James Young (26 points, 10 rebounds, five assists vs. Mississippi State on Jan. 8, 2014) to have at least 20 points, 10 rebounds and five assists in a single game when he did so with 23 points, 11 rebounds and eight assists vs. Georgia.

The sophomore from Newark, New Jersey, is the only player in the SEC averaging at least 13.0 points, at least 5.0 rebounds and at least 4.0 assists.

Here's a look at Briscoe's improvement since his freshman year:

	PPG	RPG	APG	A/TO Ratio	FG%	3FG%	FT%	SPG	MPG
<b>2016-17</b>									
<b>Nonconference</b>	14.8	4.0	3.7	1.7	52.2	30.0	70.9	1.1	29.5
<b>Conference</b>	12.3	6.5	4.5	1.4	44.2	28.6	62.7	0.6	31.0
<b>2015-16</b>									
<b>Nonconference</b>	10.8	5.6	3.3	1.3	48.6	21.1	47.8	1.3	31.3
<b>Conference</b>	8.5	5.1	3.1	2.2	39.8	05.6	43.6	0.8	32.9

**Year of the Triple-Double?**

It's funny how history works. Prior to this season, Kentucky had just one triple-double in school history, dating all the way back to the program's inception in 1903. Chris Mills pulled off the initial and only one prior to this season on Dec. 27, 1988, but for all the great players to put on the UK uniform, that was it.

Until this season.

After an almost unbelievable absence of triple-doubles, the Wildcats (De'Aaron Fox and Isaiah Briscoe) have not only ended the drought this season, they've pulled off the feat twice -- in a seven-game span.

Fox was the first. On a night of record-setting accomplishments and a collective offensive outburst from the Wildcats in a 115-69 win over Arizona State in the Bahamas, Fox posted 14 points, a career-high 11 rebounds and 10 assists in 31 minutes of play, Fox recorded just the second triple-double in school history.

Only a month later, Briscoe turned the trick with 19 points, a career-high 11 assists and 10 rebounds in a 99-73 win at Ole Miss. Briscoe had eight points, nine dimes and six boards by half.

With Briscoe's triple-double, Fox and Briscoe became the first pair of teammates in Southeastern Conference history to log triple-doubles in the same season. With the way history has worked this season, could the Wildcats make it three?

**Cats Deliver the Knockout Punch**

UK is 209-4 (.981) in the John Calipari era when leading by at least 10 points at any time in the contest. Two of those three losses (a 21-point lead at Tennessee and a 12-point lead at Auburn) came during the 2015-16 campaign. The only other losses came during the 2012-13 season when UK gave up an 11-point first-half lead and lost 59-55 at Alabama and vs. Kansas this season when the Wildcats failed to capitalize on a 12-point first-half lead. The loss to Kansas was the first to a

nonconference opponent when leading by 10 or more in the Calipari era.

Perhaps most impressive of all is that 72.7 percent of games Calipari has coached in at Kentucky have produced 10-point leads at some point during the game for UK. The Wildcats have led by 10 points or more in a whopping 86.7 percent of Calipari's 241 career wins at Kentucky.

**Taking Care of Business**

Kentucky's 48-21 record vs. opponents ranked in the Associated Press Top 25 in John Calipari's tenure is impressive, but the Wildcats' ability to beat all-comers can't be overlooked. Under Calipari, UK is 193-31 vs. unranked competition, an .862 winning percentage.

The Wildcats' loss to Tennessee during the 2016-17 season was its first since falling at unranked Vanderbilt on Feb. 27, 2016.

**Kentucky Elite Under Cal**

Since John Calipari took over the program in 2009-10, only Kansas has more wins than Kentucky, and only the Jayhawks and Gonzaga have a better winning percentage. UK is 241-52 (.823) during that time span.

1. Kansas: 242-46 (.8403)
2. Gonzaga: 231-46 (.8339)
3. Kentucky: 240-52 (.8225)
4. Wichita State: 229-52 (.8149)
5. Duke: 232-54 (.8112)

*\*numbers through Feb. 25, 2017*

**Bounce Back**

The Wildcats don't lose very often during the John Calipari era, but when they do, they almost always bounce back.

UK is 38-8 under Calipari following a loss. Kentucky's back-to-back losses to Kansas and Tennessee this season were its first since also losing back-to-back games at Kansas and at Tennessee in 2015-16.

The Wildcats have only lost back-to-back games eight times during the Calipari era and they've never lost three in a row with Calipari on the sidelines -- including avoiding a three-game skid despite trailing by 14 to Georgia in the first half on Jan. 31. The last time UK lost three games in a row was in February 2009 when the Wildcats dropped four straight games to end the regular season.

**Always Efficient**

According to Ken Pomeroy's calculations on kenpom.com, UK's teams under John Calipari have consistently ranked among the most efficient teams in the country per possession.

Year	Offense (Rank)	Defense (Rank)	Overall
2017	120.0 (10)	92.4 (11)	6th
2016	120.4 (5)	98.0 (53)	6th
2015	119.3 (5)	86.5 (2)	1st
2014	117.6 (10)	96.9 (41)	11th
2013	108.8 (42)	99.1 (129)	42nd
2012	122.9 (2)	88.2 (9)	1st
2011	118.1 (7)	90.4 (15)	6th
2010	116.1 (15)	86.2 (6)	3rd

*\*rankings through Feb. 25, 2017*

**A Winning Institution**

Both the UK men's and women's basketball teams have posted an eighth straight 20-win season in 2016-17. Kentucky is one of just two institutions (Duke) in the NCAA that have seen both their men's and women's basketball programs tally 20 or more wins in the last eight consecutive seasons.

BYU's men's and women's teams are also in contention for the achievement. BYU men's team has 21 wins, while the women have 19, with games played through Feb. 25.

**S-E-C! S-E-C! S-E-C!**

Kentucky has the unquestionable reputation as the league's gold standard. Since the SEC's inception in 1932-33, the Wildcats have been the most dominant team in the league, recording a 970-270 mark (.782) in conference play. Only two other teams have won more than 700 regular-season SEC games (Alabama, Tennessee), and no other team has a better winning percentage.

- UK has averaged 11.5 wins and only 3.2 losses per season in 83 seasons in the SEC
- Kentucky has won 47 SEC titles and 29 SEC Tournament championships
- The Wildcats have won 14 of the last 24 SEC Tournament titles
- UK has won at least a share of four of the last seven SEC regular-season championships under head coach John Calipari
- Kentucky has played in the championship game of the SEC Tournament in six of Calipari's seven seasons following its 2016 title

**National Attention**

Kentucky basketball always garners the eyes of the country as UK routinely draws some of the highest national rating numbers on TV for college basketball games. Of course, this season has

**COMPARING THE CALIPARI ERA**

A look at UK's statistics through 29 games throughout the John Calipari era ...

Year	FG%	Opp. FG%	3-Pt. FG%	FT%	RPG	Assists	TOs.	Blocks	Steals	Points	PPG	Record
2016-17	.481	.426	.356	.698	40.8	472	354	159	179	2,546	87.8	23-5
2015-16	.472	.393	.351	.673	39.0	404	327	166	168	2,267	78.2	21-8
2014-15	.471	.344	.343	.710	38.6	443	320	203	197	2,175	75.0	29-0
2013-14	.455	.397	.322	.685	41.8	336	358	183	138	2,246	77.4	21-8
2012-13	.485	.389	.361	.647	38.3	410	389	205	171	2,168	74.8	20-9
2011-12	.488	.365	.376	.724	39.2	389	340	263	188	2,256	77.8	28-1
2010-11	.463	.392	.399	.717	38.3	369	318	189	163	2,241	77.3	21-8
2009-10	.476	.381	.347	.679	42.4	434	432	207	209	2,318	79.9	27-2







been no different.

The Wildcats' game vs. North Carolina in the CBS Sports Classic was the most watched college basketball game of the season (to that point) across any network, according to CBS. The game, which is being hailed as an all-time classic after Kentucky won a 103-100 thriller, drew a 2.4 household rating with a 5 share. In other words, 2.4 of all households with a TV set watched the game, while 5 percent of those watching TV at the time tuned in for the game.

The Kentucky-Louisville game was ESPN's best overnight (1.8) for a college basketball game this season, but that was before the Kentucky-Kansas game topped it with a 2.0 overnight rating, the highest-rated college basketball game on an ESPN network this season and the best in an SEC/Big 12 Challenge game since the series began in 2013-14.

UK's game against Michigan State in the Champions Classic saw a total live audience of 2,150,000 viewers, including a streaming audience of 67,000 average viewers -- a top-five men's regular-season streaming audience ever for ESPN.

In addition to owning some of the most-watched games this season, UK's matchup with No. 2/1 Kansas on Jan. 28 called for the return of ESPN's popular morning show College GameDay to Rupp Arena for the first time since 2013-14. Additionally, the SEC Network's Paul Finebaum Show ventured away from its Charlotte, North Carolina, studios for an appearance in Rupp Arena on Jan. 27 to preview the SEC/Big 12 Challenge.

College GameDay's visit to Rupp Arena this season marked the sixth time it has visited UK. Only Kansas and Duke have hosted more times with both welcoming the weekly show seven times. The most memorable trip was on Feb. 13, 2010, when a record 22,144 fans attended the show in John Calipari's first season at UK.

The Wildcats were also featured as a part of College GameDay for its trip to Florida. It was UK's 14th ESPN College GameDay appearance, behind only North Carolina (15).

**Hold Them to 55**

Defense has always been a recipe for success for the Wildcats under John Calipari. The special ingredient: 55 points. UK is a perfect 63-0 under Calipari when holding the opponent to 55 points or fewer. The Wildcats are 142-5 under Calipari when limiting the opponent to 63 points or less. After dropping three of four games, UK "rebooted" and posted back-to-back wins over Alabama and Tennessee by limiting both opponents to 58 points.

**Kentucky Picked to Win 48th SEC Title**

The Kentucky men's basketball program finds itself in familiar territory under the direction of eighth-year head coach John Calipari. UK started the season faced with the tough task of replacing more than 75 percent of its scoring and 70 percent of its rebounding from the 2015-16 team, yet a select panel of media voted the Wildcats to repeat as Southeastern Conference champions. Should Calipari achieve that standard, it would mark the fifth regular-season title under Calipari and the program's 48th overall.

It's the 12th time since the 1998-99 season the Wildcats are the overall preseason favorite. UK was picked to win the title a season ago and did not disappoint, sharing the crown with Texas A&M. Calipari has directed his teams to regular-season SEC crowns in 2010, 2012, 2015 and 2016.

Each school selected media members that cover their team and additional media from across the nation were selected by the conference office to comprise the voting panel. Points were compiled on a 14-13-12-11-10-9-8-7-6-5-4-3-2-1 basis. Each media member also voted for two All-SEC teams.

**Forever Young**

Kentucky began the 2016-17 season with two veterans in the starting lineup in senior Derek Willis and sophomore Isaiah Briscoe. However, Kentucky once again checks in as one of the youngest teams in terms of experience, according to kenpom.com. UK ranks No. 341 out of 351 in terms of experience per minute. Only Texas, Iowa, Mississippi State, Washington and Oregon State are younger among Power Five institutions.

**Keep a Watchful Eye on the Cats**

Stocked full of some of the nation's top talent, a handful of Wildcats are on a number of national watch lists:

- Bam Adebayo - Kareem Abdul-Jabbar Award, Naismith Trophy, Wooden Award
- Isaiah Briscoe - Lute Olson Award
- De'Aaron Fox - Naismith Midseason Top 30, Wooden Award Late Season Top 20, Bob Cousy Award finalist, Oscar Robertson Trophy Midseason Watch List, Wayman Tisdale Award Midseason Watch List
- Malik Monk - Naismith Midseason Top 30, Wooden Award Late Season Top 20, Jerry West Award finalist, Oscar Robertson Trophy Midseason Watch List, Wayman Tisdale Award Midseason Watch List

**UK's Nonconference Schedule Loaded**

According to the NCAA's calculations, the Wildcats have played the sixth-toughest nonconference strength of schedule.

UK's 13-game nonconference schedule featured eight teams that made it to a postseason tour-

nament in 2015-16, five teams who finished the year with a top 50 RPI ranking and four nationally ranked opponents at the time of the game. Three of KenPom's top five teams from last season (North Carolina, Kansas and Michigan State) were among UK's nonconference schedule. Five of the Wildcats' nonconference opponents were ranked in the Associated Press Top 25 at the time.

The Wildcats' slate took the Wildcats as far east as the Bahamas for the second game of a two-year deal with Arizona State and as far west as Las Vegas for a matchup with North Carolina in the CBS Sports Classic.

Kentucky also traveled twice to New York, first to play Michigan State in Madison Square Garden, and then against Hofstra at the Barclays Center in Brooklyn.

All told, Kentucky's 2016-17 nonconference opponents combined for a record of 200-157 in 2015-16, a .649 winning percentage. Four teams finished the season ranked in the top 25 of the all-important RPI. Five teams started the season ranked in both the AP Top 25 and the USA Today Coaches Poll.

**2017 Shooting Guard Hamidou Diallo Joins Wildcats**

Hamidou Diallo, widely considered the top shooting guard in the class of 2017, has signed a financial aid agreement with the Kentucky men's basketball team and is enrolled in classes. He began his first semester at the University of Kentucky on Jan. 11 for the spring term after graduating in May from the Putnam Science Academy in Connecticut.

Diallo (pronounced ha-MUH-do DEE-ah-lo), a top-10 prospect in the 2017 class, is expected to practice with the team this semester and begin game competition in the 2017-18 season, though he is eligible to play in games immediately.

Diallo is the fifth prospect to sign with Kentucky out of the 2017 class, joining five-star signees Quade Green, Nick Richards and P.J. Washington, and four-star signee Shai Gilgeous-Alexander. UK can only comment on prospects who have signed national letters of intent or financial aid agreements. The next national spring signing period is in April, when UK expects to announce any additional signees.

Diallo, from Queens, New York, is Kentucky's third guard in the 2017 class. At 6-foot-5, 190 pounds, Diallo is a long and extremely athletic wing with a ton of upside. A high-flying, high-scoring guard who excels at getting to the basket, Diallo is considered an elite finisher with a potential to be a lockdown defender. Among the major recruiting services (Rivals, Scout, ESPN and 247 Sports), he is rated as high as No. 9 (247 Sports) and no lower than No. 11 (ESPN). Both 247 Sports and Scout consider him the No. 1 shooting guard in the 2017 class.

In his final season in high school, in 2015-16, Diallo led Putnam Science Academy to a 38-3 record with an appearance in the state semifinals. The two-time all-state honoree averaged 19.0 points, 6.0 rebounds and 3.0 assists in his senior season before graduating in the fall. He averaged 17.0 points and 4.0 rebounds as a junior.

Diallo's enrollment marks the second straight midyear enrollee for Calipari and Kentucky. Current redshirt freshman forward Tai Wynyard enrolled early last season.

**Best in the Bluegrass**

Kentucky has been dominant against teams in the state under John Calipari. UK is 14-2 against in-state foes with Calipari at the helm, including 8-2 vs. Louisville. Two of the victories over the Cardinals came in postseason play. UK had its four-game winning streak snapped this season, but has won all four meetings played in Rupp Arena. Louisville's two wins have come by a combined six points.

Here's a list of the meetings between the state's two premier programs since Coach Cal took over at Kentucky:

- Jan. 2, 2010 - UK won 71-62 at Rupp Arena
- Dec. 31, 2010 - UK won 78-63 at KFC YUM! Center
- Dec. 31, 2011 - UK won 69-62 at Rupp Arena
- March 31, 2012 - UK won 69-61 at the Superdome (NCAA Final Four in New Orleans)
- Dec. 29, 2012 - Louisville won 80-77 at KFC YUM! Center
- Dec. 28, 2013 - UK won 73-66 at Rupp Arena
- March 28, 2014 - UK won 74-69 at Lucas Oil Stadium (NCAA Sweet 16 in Indianapolis)
- Dec. 27, 2014 - UK won 58-50 at KFC YUM! Center
- Dec. 26, 2015 - UK won 75-73 at Rupp Arena
- Dec. 21, 2016 - Louisville won 73-70 at KFC YUM! Center

**All-Time Wins Leader Returned to the Top of the Polls**

Kentucky was the top team in the land according to the Associated Press Top 25 and the USA Today Coaches Poll for two consecutive weeks (Nov. 21 and 28).

UK and John Calipari have been tough to beat playing the role of the hunted:

- The Wildcats own an all-time record of 221-30 (.880) as the nation's top-ranked squad
- UK has won 66 of its last 71 contests as the AP's top team
- The Wildcats are 69-7 (.908) as the AP No. 1 team since Calipari's first year at the helm, the best record in the country by a top-ranked team during that span
- In eight seasons under Calipari, the Wildcats have reached No. 1 in six of those seasons
- Calipari is 110-12 (.902) all-time as head coach of the AP's No. 1 team
- Calipari has coached 122 career games as a No. 1 team, the fourth most in NCAA history, trailing John Wooden (228), Mike Krzyzewski (233) and Adolph Rupp (131)

**2016-17 LINEUP COMPARISON**

A breakdown of Kentucky's most used linups, including a breakdown of each lineup's +/- statistics:

Most Frequent Lineups	Total Minutes	Points For	Points Against	+/-	+/- per 40 min.
Fox, Adebayo, Monk, Briscoe, Gabriel	184:10	410	309	+101	+21.94
Fox, Adebayo, Monk, Briscoe, Willis	149:15	372	299	+73	+19.56
Fox, Adebayo, Monk, Willis, Hawkins	52:25	114	92	+22	+16.79
Adebayo, Monk, Briscoe, Willis, Hawkins	49:54	113	95	+18	+14.43
Adebayo, Monk, Briscoe, Gabriel, Hawkins	37:25	71	74	-3	-3.21
Fox, Adebayo, Monk, Gabriel, Hawkins	36:61	77	56	+21	+22.80
Fox, Monk, Briscoe, Willis, Humphries	34:39	81	59	+22	+25.40
Fox, Monk, Briscoe, Humphries, Gabriel	31:18	67	59	+8	+10.22
Fox, Adebayo, Briscoe, Willis, Hawkins	20:30	55	39	+16	+31.22
Adebayo, Monk, Briscoe, Gabriel, Mulder	18:27	28	31	-3	-6.50





- Among coaches who have owned a No. 1 ranking in at least 119 games, Calipari's winning percentage of .902 trails only Wooden (.952), and is ahead of active coaches Krzyzewski (.870) and Roy Williams (.849)
- Only Krzyzewski (193) has more wins as a No. 1 ranked coach among active NCAA Division I teams than Calipari
- Prior to the home loss vs. UCLA on Dec. 3, Kentucky had lost just twice at home as the AP top-ranked team in the history of the program and just once in Rupp Arena. Both of those losses came by just one point
- UK has been ranked No. 1 a total of 124 weeks since the AP started ranking teams during the 1948-49 season. Only UCLA (134) and Duke (129) have been atop the rankings for more weeks

**Wildcats Sign Four in Fall Signing Period for 2017**

Continuing a trend that started with the arrival of head coach John Calipari, the Kentucky men's basketball program has once again put together one of the strongest recruiting classes in the country, signing four of the nation's top players during the early fall signing period. Highly rated prospects Shai Gilgeous-Alexander, Quade Green, Nick Richards and P.J. Washington have all inked national letters of intent with UK.

All four players are consensus four- or five-star prospects and all are ranked in the top 50 by the major national recruiting services. In a class stocked full of highly regarded players, national analysts are already calling UK's class one of the nation's top hauls for 2017.

In every season in the Calipari era, the Wildcats have signed either the nation's No. 1 or No. 2 recruiting class. UK looks to continue that streak with the latest additions of Gilgeous-Alexander, Green, Richards and Washington.

- Gilgeous-Alexander will come to Kentucky out of Hamilton Heights Christian Academy in Chattanooga, Tennessee. Originally from Canada, Gilgeous-Alexander was a member of the 2016 Canadian Men's U18 National Team that captured the silver medal at the 2016 FIBA Americas U18 Championship over the summer. He averaged 7.8 points, a tournament-best 5.4 assists and 3.0 steals per game, second best in the field. ESPN, Scout and 247Sports tab him a top-50, four-star prospect.
- Green is considered a five-star point guard prospect by Rivals, ESPN and Scout. ESPN ranks him as high as the No. 22 overall prospect in the class, while Rivals has him at No. 23, Scout tabs him at No. 25 and 247Sports list him at No. 31. Green, who was named the 2016 Pennsylvania Class 3A Player of the Year as a junior, was a part of the 2016 FIBA Americas U18 Championship team that won a gold medal in Chile. He averaged 18.7 points, 4.2 rebounds and 3.8 assists in leading Neumann-Goretti High School to the Pennsylvania state championship last season.
- Richards will be the second player in the Calipari era to join Kentucky out of the Patrick School in Elizabeth, New Jersey. National champion and No. 2 overall NBA Draft selection, Michael Kidd-Gilchrist was the other. Richards is ranked in the top 20 by the major recruiting services, including ESPN (No. 12), 247 Sports (No. 15), Scout (No. 17) and Rivals (No. 19). 247Sports tabs him as the second-best center in the class. He's a consensus five-star prospect.
- Washington, measured at 6-8, 229 pounds, is rated as high as No. 14 overall in the rankings by Scout. 247Sports and ESPN have him at No. 16 and Rivals tabs him No. 17. The five-star prospect is considered the top power forward in the class by Scout. Washington was a member of the 2016 USA Men's U18 National Team that won a gold medal at the 2016 FIBA Americas U18 Championship over the summer. He started all five games and averaged 10.0 points and 4.0 rebounds. Washington also represented the U.S. at the 2015 FIBA 3x3 U18 World Championship.

**Three Future Cats Named McDonald's All-Americans**

The Kentucky men's basketball team's top-ranked recruiting class will be well represented during the 2017 McDonald's All-American Game in March with the selections of Quade Green, Nick Richards and P.J. Washington.

Joining an elite list that features some of the greatest players to ever play for Kentucky, incoming Wildcats Green, Richards and Washington were selected to participate in the 40th annual McDonald's All-American Game on March 29 in the United Center in Chicago.

Green, Richards and Washington will all suit up for the East team. UK can only publicize prospects who have signed a national letter of intent or a financial aid agreement. The next signing period is in April.

With the selections of Green, Richards and Washington, UK has signed 28 players during the John Calipari era who have been named to the prestigious high school event, more than any other school in the country during that time period.

**Monk's Record Scoring Night Headlines Classic Win vs. UNC**

For all the classic games the Kentucky-North Carolina series has featured, the 2016-17 match-up in Las Vegas was right up there with the best of them thanks to a record-setting scoring day from Malik Monk.

The UK freshman guard scored 47 points -- including the game-winning 3-pointer with 22 seconds to go -- to lead the Wildcats to a thrilling 103-100 victory in the CBS Sports Classic at T-Mobile Arena. Monk set all sorts of milestones with the offensive display, most notably crushing the previous UK freshman scoring record of 35 points, set by Terrence Jones (Jan. 11, 2011) and later tied by Jamal Murray (Feb. 6, 2016). Monk tied the program's all-time leading scorer, Dan Issel, for the sixth-most points ever by a Wildcat in a single game, and scored the most points by a Wildcat since Jodie Meeks recorded the single-game record of 54 points at Tennessee on Jan. 18, 2009.

On a day when both teams were at their near offensive peak -- both teams shot better than 50 percent from both the field and 3-point range -- Monk was just better than everyone else.

It was Kentucky's fourth victory in the last five games vs. North Carolina and its second win over a ranked team this season.

Noteworthy:

- Monk's 47 points are the most ever by a John Calipari-coached player in college. They are

also the most in a single game by a Southeastern Conference freshman since LSU's Chris Jackson scored 55 points vs. Ole Miss on March 4, 1989, as well as the second-most points by a freshman in Division I since at least the 1996-97 season

• The 47 points tied the second most ever scored against North Carolina. It's the most since Rick Yuknus (Georgia Tech) scored 47 on Feb. 14, 1970. The record is 48 by Dick Groat on Feb. 29, 1952

• Tied for the sixth-most points in a game in school history, the 47 points are the second most ever by a Kentucky player against a nonconference opponent. Cliff Hagan scored 51 points vs. Temple on Dec. 5, 1953

• It was the first time UK has allowed 100 points in a game since losing to VMI 111-103 on Nov. 14, 2008. It was the first time Kentucky won a game in which it allowed 100 or more points since defeating Alabama 101-100 on March 1, 1979

• It was just the second time in UNC history and the first time in a regulation-length game that UNC lost a game in which it scored 100 points

• The Wildcats outrebounded the nation's No. 1 rebounding team (in terms of rebounding margin) 39-35. It was the first time in UNC's first 12 games it was outrebounded

• The game was the most watched college basketball game of the season across any network, according to CBS. It drew a 2.4 household rating with a 5 share. In other words, 2.4 of all households with a TV set watched the game, while 5 percent of those watching TV at the time tuned in for the game

• The Wildcats scored 103 points, the most Kentucky has ever scored vs. the Tar Heels in a win

• UK shot 54.1 percent from the field, marking the seventh time in 11 games the Cats had made more than half their shots

• Kentucky topped the 100-point plateau for the fourth time this season. It tied the most 100-point games in the Calipari era as the 2009-10 team also achieved the feat

**Fox Posts Triple-Double in Record Rout of Arizona State**

On a night of record-setting accomplishments and a collective offensive outburst from the Wildcats in a 115-69 win over Arizona State in the Bahamas, one achievement stood out above the rest: De'Aaron Fox's triple-double.

With 14 points, a career-high 11 rebounds and 10 assists in 31 minutes of play, Fox etched his name into the Kentucky record books with just the second triple-double in school history. Chris Mills notched the first and only other triple-double for UK on Dec. 27, 1988.

Fox collected his 10th assist with 4:44 left to play to get the triple-double on a Malik Monk 3-pointer. Coincidentally, the 3-pointer and record-setting assist put the Wildcats over the 100-point mark for the third consecutive game, the first time that's happened since December of 1977. Those were just a few of numerous eye-popping stats from UK's dominating performance on Paradise Island in the Bahamas.

• The total of 115 points was the most of the Calipari era and the most since Dec. 30, 2002, when UK scored 115 in a win over East Tennessee State

• With the 46-point drubbing, this season's Wildcats joined the 1947-48 Kentucky team as the only squads in school history to win their first seven games by at least 21 points. No team in program history has ever done it eight straight times to begin the year

• Kentucky's 33 assists are the high mark of the Calipari era. The 33 assists were two off the school record and the most since setting the school record with 35 on March 14, 1996, vs. San Jose State

• The Wildcats took more shots (84) than they ever have under Calipari thanks to the blazing pace of play

• and tied the Calipari-era mark for the most rebounds in a game

• The 59 rebounds tied Calipari-era mark for the most rebounds in a game

• The last time UK won four consecutive games by at least 31 points was February 1954

**UK Leads Nation with 24 Players on NBA Opening-Day Rosters**

The Kentucky men's basketball team, the nation's most prolific NBA player-producing program, once again leads the country with 24 players on an opening-day NBA roster. Duke came in second with 19.

Of the 449 players in the NBA to start the 2016-17 season, approximately 5.35 percent played college basketball at UK. Following a midseason blockbuster trade that sent DeMarcus Cousins to the Pelicans to join forces with Anthony Davis, Kentucky's NBA dominance is best represented in Phoenix, New Orleans and Sacramento, where a combined eight Wildcats now play at the highest level of the game.

Eric Bledsoe, Devin Booker, Brandon Knight and Tyler Ulis are all part of the Phoenix Suns roster. Former UK stars Davis and Cousins call New Orleans their home, and Willie Cauley-Stein and Kal Labissiere play for Sacramento.

Using figures compiled by spotrac.com, Kentucky players' current contracts alone are valued at more than \$659 million. Calipari-coached players only (which includes Derrick Rose and Tyreke Evans but not Jodie Meeks or Rajon Rondo) have nearly \$751 million in current contracts. In just the 2016-17 season alone, UK players are slated to make more than \$172 million. Calipari-coached players only will make more than \$183 million. Over the course of their careers, Calipari players have generated approximately \$1.2 billion in total NBA contracts.

The UK players aren't just making the NBA either; they're among the league's best players. The Wildcats are among the league leaders in every major statistical category.

Among the standout performances this season:

• Davis began the season with a 50-point, 15-rebound performance followed by a 45-point, 17-rebound day. According to ESPN Stats & Info, he was the first play to score at least 90 points in the first two games of a season since Michael Jordan (91 in 1986-87)

• In late November, Cousins posted four straight games with at least 30 points, marking the longest such streak by a Kings player since Chris Webber in 2001

• Karl-Anthony Towns posted 47 points and 18 rebounds vs. the New York Knicks on Nov. 30.

**Wins vs. Losses**

In most all of sports it's easy to pinpoint areas of improvement in losses versus a team's wins. The 2016-17 edition of the Kentucky Wildcats is no different. Here's a look at some of the key stats in wins compared with those same stats in losses.

Result	FG%	Opp. FG%	3-Pt. FG%	Opp 3-Pt. FG%	FT%	RPG	APG	TOPG	BPG	SPG	PPG
Wins	.494	.413	.367	.293	.704	41.9	17.1	12.0	5.6	6.2	90.2
Losses	.414	.484	.306	.391	.667	35.6	12.2	13.2	4.8	6.2	76.2





According to ESPN Stats & Info (at the time), the last six 40-point, 15-rebound games in the NBA were by Kentucky bigs. That streak has since been broken

- Davis had a string of five straight 20-point, 15-rebound performances in late December through early January, making him one of just four players to have done that in the last 30 years, according to ESPN
- John Wall was named the NBA Eastern Conference Player of the Month for December after leading the Eastern Conference in assists (10.7 apg) and steals (2.67 spg) in addition to 24.5 points per game for the month of December
- On Jan. 3, Julius Randle recorded his second triple-double of the season and the third of his career. He and the great Magic Johnson are the only players in Lakers history to record triple-doubles prior to the age of 22
- Booker posted back-to-back 39-point performances vs. Dallas and San Antonio. According to basketball-reference.com, he is the youngest player in NBA history with three 39-point games as well as the youngest player in NBA history to log back-to-back 39-point games. In the game vs. the Mavericks, Booker scored 28 of his 39 points in the fourth quarter, the highest scoring output by a player in a single quarter in Suns franchise history
- Bledsoe posted three games of 40 points or more in a six-game stretch in late January and early February
- Cousins became the fourth player in the NBA this season to have scored at least 45 points and grabbed at least 15 rebounds in a single game when he posted 46 points, 15 rebounds and five assists vs. the Philadelphia 76ers on Jan. 30 when he was with the Kings. Two of the other players are Davis and Towns
- In a head-to-head matchup on Feb. 10, Davis posted 42 points and 13 rebounds while Towns had 36 points and eight boards. According to the Elias Sports Bureau, the last time two players who went to the same college scored 78 or more points in the same NBA game was on April 11, 2014, when Florida's Corey Brewer (51) and Chandler Parsons (27) combined to score 78 points
- Jamal Murray stole the show at the BBVA Rising Stars Challenge at NBA All-Star weekend with a game-high 36 points, 11 assists and nine 3-pointers en route to MVP honors. His 36 points were the fourth most in the history of the game. Murray scored 27 points in the second half
- Davis set an All-Star Game scoring record with 52 points in addition to 10 rebounds to win MVP. The record 52 points easily surpassed Wilt Chamberlain's previous mark of 42 points set in 1962. Davis became the second player from Kentucky to win MVP honors at the NBA All-Star Game, joining Adrian "Odie" Smith (1966)
- With 39 points and 14 rebounds on Feb. 25, Davis posted his 14th 30-point, 10-rebound game of the season. According to the Elias Sports Bureau, that tied Moses Malone (1980-81) for the most in a season since the merger
- Davis scored 24 points in the first quarter on Feb. 26, the most in any quarter in Pelicans history
- Cousins, making himself at home in his first week in New Orleans, became the first player since Moses Malone (1986) to record 31 points and 10 rebounds in 22 minutes or less on Feb. 26

### Davis, Murray Capture MVP Honors at NBA All-Star Weekend

With nine players featured at NBA All-Star weekend, including three All-Star selections, the Kentucky men's basketball team's annual presence in the league's showcase of talent was already one of the headlines. The Wildcats did one better though and stole the show.

Anthony Davis broke Walt Chamberlain's All-Star Game scoring record with 52 points to go along with 10 rebounds to win most valuable player honors in front of his home crowd. Just days earlier, Jamal Murray was named the MVP of the BBVA Rising Stars Challenge after scoring a game-high 36 points, including 27 in the second half.

Playing alongside the game's greatest players, Davis won broke Wilt Chamberlain's previous scoring record of 42 points set in 1962 in leading the Western Conference to a 192-182 victory over the Eastern Conference. He's the second Wildcat to win All-Star MVP honors, joining Adrian "Odie" Smith (1966).

Fueled by an astounding 18 dunks, Davis was 26 for 39 from the field. The makes and attempts are also game records.

The record night for Davis also marked a first under UK head coach John Calipari as Davis became the first former player coached by Calipari to win MVP honors at the NBA All-Star Game.

Murray kicked All-Star weekend off with a game-high 36 points en route to winning MVP honors in the BBVA Rising Stars Challenge on Friday. Murray's 36 points were the fourth-most points scored by any player in the game's history.

Murray was 13 of 19 from the field, including going 9 of 14 from behind the arc in just 20 minutes. He also contributed 11 assists, four rebounds and a steal. Murray did most of his damage after halftime, scoring 27 second-half points, in helping the World Team down Team USA 150-134.

Murray was one of four Wildcats to take part in the Rising Stars Challenge. He was joined on the World Team by Trey Lyles. Karl-Anthony Towns and Devin Booker highlighted Team USA. Lyles had seven points, two assists and a rebound. Towns, the 2016 NBA Rookie of the Year, posted 24 points, 11 rebounds and a pair of assists. Booker contributed 17 points and six assists.

Davis' MVP award will find a crowded trophy shelf. Among Davis' most notable awards include winning the 2012 Final Four Most Outstanding Player after leading UK to the national championship, Consensus National Player of the Year, the NABC Defensive Player of the Year and the USBWA National Freshman of the Year. And those were just his college awards.

Davis wasn't the only Wildcat in the NBA All-Star Game. John Wall and DeMarcus Cousins were also selected to Sunday's game as reserves, giving UK more NBA All-Star representatives than any other college program.

Wall, who leads all Eastern Conference guards in assists and steals and has led the Wizards to third place in the Eastern Conference at the All-Star break, posted 12 points to go along with six rebounds, four assists and four steals. Cousins, who was limited in action because of an ongoing trade, scored three points.

It was Davis' fourth appearance in the NBA All-Star Game and his second start. Wall was also making his fourth appearance, while Cousins made his third.

All told, UK had nine players participate in NBA All-Star weekend, more than any other school.

Wildcats Dakari Johnson and Alex Poythress were selected for the NBA D-League All-Star Game on Saturday, though Poythress was a late scratch because of an injury. Johnson had four points and three boards.

Four of the eight participants -- Booker, Cousins, Davis and Wall -- in the Taco Bell Skills Challenge were Wildcats, though they were unable to defend Towns' 2016 championship.

### All-Americans Play at Kentucky

Three different Cats -- all freshmen -- were named to at least one preseason All-America Team.

Bam Adebayo was tabbed a preseason second-team All-American by CBSSports.com and a third-team selection by College Basketball Talk. De'Aaron Fox was named a second-team All-American by Sporting News, and Malik Monk was a third-team pick by CBSSports.com.

Of course, those honors are just preseason, but UK has a track record of All-America honors, especially under John Calipari. Ten different Wildcats have earned All-America honors by one of the NCAA-recognized teams under Calipari.

### Four Cats Selected to Preseason All-SEC Teams

Four players were selected to the preseason All-SEC squads by both the league's coaches and the Associated Press.

Freshmen Bam Adebayo and De'Aaron Fox were picked to the first team, while sophomore Isaiah Briscoe and freshman Malik Monk were tabbed to the second team.

Arkansas senior forward Moses Kingsley was tabbed the preseason pick for the league's player of the year award by the AP. The league's coaches do not pick a preseason player of the year.

### Justus Moves to Assistant Coach Role; Robic Special Assistant

Joel Justus, who joined Kentucky two seasons ago as the director of analytics and then special assistant to the head coach, moved to one of the three assistant coaching positions for the 2016-17 season. John Robic, who has served as an assistant to Calipari at three different schools since the late 1980s, moved into the special assistant to the head coach role prior to start of practices in late September.

"I feel I have the best staff of people who surround me in the country," John Calipari said at the time of the announcement. "All are strong in areas that I'm weak. All of them understand that the relationships with our current players and working with them every single day to help them get better is the key to their success and this program. No one should look at this in any other way than me trying to shuffle our staff to put them in the best positions to succeed personally and for them to help our program remain the gold standard."

"Kenny (Payne), Tony (Barbee) and I will continue to work on putting the best incoming classes that we can together with young people who want Kentucky as bad as we want them and who understand that the program isn't for everyone. By putting Joel where he is and having him focus on who we need to hone in on, we'll be more prepared than we've ever been, which is scary. Robes will continue to focus on his strength of making us the most well-prepared team in the country and putting our kids in positions to succeed."

### #BBN Sets Crowd Roar World Record

Kentucky fans have long been known for being among the loudest anywhere. Now they have the world record to prove it.

With a representative from the Guinness Book of World Records in attendance at the UK-Kansas game, the crowd at Rupp Arena set a world record for the loudest indoor crowd roar when it was measured at 126.4 decibels just before tipoff.

UK Athletics and UK HealthCare's Markey Cancer Center joined forces to encourage fans to #TurnUpRupp and break the previous indoor crowd roar record, which was set by the Sacramento Kings in November 2013. The crowd roar was gauged by natural noise such as cheering and clapping only. No digital or artificial noise was allowed.

The record was short-lived as UK's opponent that day, Kansas, went on to break the record on Feb. 13 against West Virginia.

### Keith Bogans Named 2017 SEC Legend

Former Kentucky men's basketball All-American Keith Bogans will represent the Wildcats as a member of the 2017 Southeastern Conference Legends at the SEC Tournament in Nashville, Tennessee. Former greats from all 14 SEC member institutions will be honored at the league tournament, March 8-12 in Bridgestone Arena. Bogans will be honored at halftime of UK's first game of the tournament.

Bogans, a four-year letterwinner from 2000-03, ended his career as one of the program's most prolific scorers. He finished fourth all-time among UK's all-time scorers with 1,923 career points. The 6-foot-5 guard averaged 11.6 points or more in all four seasons at Kentucky, including 17.0 in his sophomore season and 15.7 during his senior campaign.

During the 2002-03 season in which Bogans led the Cats to a SEC regular-season and tournament title, he was named an All-American by the National Association of Basketball Coaches, the Associated Press, the Sporting News and the Basketball Times. He was also the SEC Tournament MVP as a senior.

Bogans was a three-time All-SEC selection, earning first-team honors in 2003, second-team accolades in 2001 and as a member of the All-Freshman Team in 2000. He was also the league's MVP of the tournament in 2003.

Drafted 43rd overall by the Milwaukee Bucks in 2003, Bogans went on to have a successful 11-year NBA career.

### Chuck Hayes Inducted into UK Athletics Hall of Fame

Chuck Hayes was inducted into the UK Athletics Hall of Fame as a member of the 2016 class in October.

A fan favorite for relentless defense and tenacious rebounding, he was named the 2005 Southeastern Conference Defensive Player of the Year and still ranks seventh in career rebounds with 910 in program history. He led the team to the 2005 SEC regular-season championship and was a key member on the 2003 and 2004 SEC Tournament titles.

### Cousins Wins First Olympic Gold Medal with USA Basketball

Snatching up what seemed like every rebound, former Wildcat DeMarcus Cousins also hauled in the first Olympic gold medal of his career with a strong performance in the championship game of the 2016 Olympics.

With a gold medal on the line, Cousins saved his best for last for USA Basketball. Coming off the bench for a third straight game, Cousins set the tempo early by dominating the paint, sparking Team USA to a 40-15 first-half run, and ultimately to a 96-66 rout of Serbia.

Cousins played as well as he has all tournament, posting 13 points and a game-high 15 rebounds for his third double-digit scoring game of the Olympics. He had 11 points and 12 rebounds by halftime.

The 6-foot-11 forward, who was drafted fifth overall in 2010 after a sensational freshman season at Kentucky, averaged 9.1 points and 5.8 rebounds in eight games at the Olympics. He shot 61.4 percent from the floor, only shooting less than 50 percent in one game during the run.

Cousins is the 10th Wildcat all-time to compete in the Olympics and win a gold medal (not counting Sam Bowie, who was awarded a medal by President Jimmy Carter after the United States boycotted the 1980 Moscow Games), tied with North Carolina and UCLA for the most among all colleges. Cousins is also the third former UK player in a row to win a gold medal. Anthony Davis captured the gold at the last Olympics, in 2012, and Tayshaun Prince was a part of the 2008 gold-medal team. Cousins is the second John Calipari player to win a gold medal, joining Davis.



**UK'S RECORD WHEN**

KENTUCKY RECORD	ALL	SEC
Leading at halftime:	22-2	12-0
Tied at the half:	2-0	2-0
Trailing at halftime:	0-3	0-2
Shoot 50% or higher:	14-0	7-0
Shoot less than 50%:	10-5	7-2
Shoot higher % than opp.:	19-0	9-0
Shoot lower % than opp.:	5-5	5-2
Opp. shoot worse than 50%:	20-3	11-2
Opp. shoot 50% or higher:	4-2	3-0
Score less than 60 points:	0-0	0-0
Score 60-69 points:	2-1	1-1
Score 70-79 points:	2-2	2-0
Score 80-89 points:	7-1	5-1
Score 90-99 points:	8-1	5-0
Score 100+ points:	5-0	1-0
Opp. score less than 60 pts.:	5-0	3-0
Opp. score 60-69 pts.:	7-0	3-0
Opp. score 70-79 pts.:	7-2	4-0
Opp. score 80-89 points:	4-2	4-2
Opp. score 90-99 points:	0-1	0-0
Opp. score 100+ points:	1-0	0-0
Outrebounded opponent:	20-2	13-1
Outrebounded by opponent:	4-3	1-1
Equal number of rebounds:	0-0	0-0
Fewer turnovers than opp.:	15-3	6-1
Same turnovers as opp.:	2-0	2-0
More turnovers than opp.:	7-2	6-1
Make 8 or more 3-pointers:	11-2	7-0
Make 7 or fewer 3-pointers:	13-3	7-2
Games decided by 5 or fewer:	2-3	1-1
Overtime games:	1-0	1-0
On CBS:	3-1	2-0
On ESPN/ESPN2/ESPNU:	16-4	11-2
On Fox Sports1:	0-0	0-0
On SEC Network/(+):	5-0	1-0
On FSN:	0-0	0-0
vs. SEC at Home:	8-0	8-0
vs. SEC on Road:	5-2	5-2
Games vs. AP ranked opp.:	4-4	2-1
Games following a loss:	4-1	3-0
Games following a win:	19-4	11-2
More points in the paint:	15-1	7-0
Fewer/same pts in the paint:	9-4	7-2
More bench points than opp.:	13-3	8-1
Fewer or same bench pts.:	11-2	6-1
More 2nd-chance points:	15-2	9-1
Fewer or same 2nd-chance pts.:	9-3	5-1
More or same points off TOs:	20-2	11-0
Fewer points off TOs:	4-3	3-2
On Monday:	1-0	0-0
On Tuesday:	8-1	7-1
On Wednesday:	2-1	0-0
On Thursday:	1-0	1-0
On Friday:	2-0	0-0
On Saturday:	7-3	6-1
On Sunday:	3-0	0-0
In November:	7-0	0-0
In December:	4-2	1-0
In January:	7-1	7-0
In February:	6-1	6-1
In March:	0-0	0-0
In April:	0-0	0-0

**MISCELLANEOUS STATS**

Player	Times Led					Games With									
	Pts.	Rebs.	Assts.	Stls.	Blks.	10+ Pts	20+ Pts	10+ Rebs	3+Assts	3+Blks	3+Stls	3+ 3's	Dbl-Dbls	Career DD	
0-Fox	7	2	16	14	1	23	7	1	22	-	5	-	4	4	
1-Killeya-Jones	-	-	-	-	3	1	-	-	-	-	-	-	-	-	
3-Adebayo	2	14	-	5	16	23	3	6	1	7	2	-	5	5	
5-Monk	19	1	3	8	2	29	16	-	11	1	4	16	-	-	
10-David	-	-	-	-	-	-	-	-	-	-	-	-	-	-	
11-Mulder	-	1	-	1	2	4	-	-	-	-	4	-	-	-	
13-Briscoe	3	8	11	6	1	21	5	4	20	-	2	1	4	6	
14-Wynyard	-	-	-	-	-	-	-	-	-	-	-	-	-	-	
15-Humphries	-	3	-	1	5	-	-	-	-	1	1	-	-	-	
20-Calipari	-	-	-	-	1	-	-	-	-	-	-	-	-	-	
25-Hawkins	-	-	2	4	-	1	-	-	9	-	-	-	-	-	
30-Pulliam	-	-	-	-	-	-	-	-	-	-	-	-	-	-	
32-Gabriel	1	4	-	2	11	7	1	2	2	3	1	3	1	1	
35-Willis	1	4	-	2	7	9	-	1	2	1	-	4	-	2	

**STARTING LINEUPS**

Record	Guard	Guard	Guard	Forward	Forward
16-4	Fox	Monk	Briscoe	Gabriel	Adebayo
4-0	Fox	Monk	Briscoe	Willis	Adebayo
1-0	Fox	Monk	Hawkins	Willis	Adebayo
1-0	Fox	Monk	Hawkins	Gabriel	Adebayo
1-0	Briscoe	Monk	Willis	Gabriel	Humphries
1-0	Briscoe	Monk	Mulder	Gabriel	Adebayo
0-1	Briscoe	Monk	Hawkins	Gabriel	Adebayo

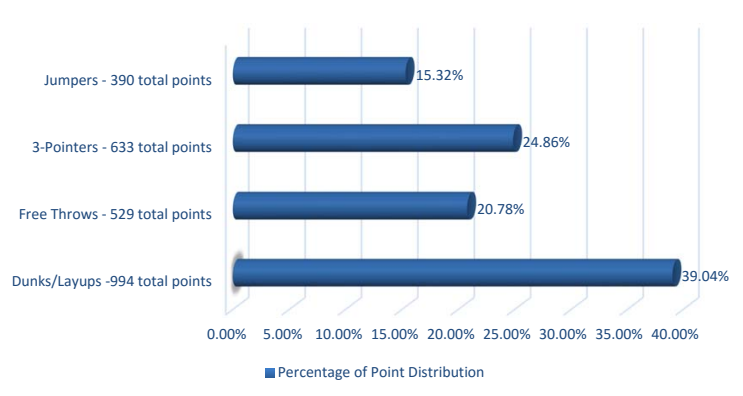
**TRACKING THE CATS**

Player	Games With			Total Clutch FT-FTA (Last 5:00/OT)*
	Charges Drawn	UK's First Sub	Traditional 3-Point Plays	
0-Fox	1	1	15	18-22 (.818)
1-Killeya-Jones	-	-	1	0-0 (.000)
3-Adebayo	-	-	7	12-18 (.667)
5-Monk	2	-	9	27-33 (.818)
10-David	-	-	-	0-0 (.000)
11-Mulder	-	-	1	0-0 (.000)
13-Briscoe	7	-	10	9-13 (.692)
14-Wynyard	-	-	-	0-0 (.000)
15-Humphries	-	6	2	0-0 (.000)
20-Calipari	-	-	-	0-0 (.000)
25-Hawkins	6	6	3	1-2 (.500)
30-Pulliam	-	-	-	0-0 (.000)
32-Gabriel	9	5	2	0-0 (.000)
35-Willis	-	17	2	1-2 (.500)

\*single-digit game with 5:00 to play or OT

**HOW THE CATS ARE SCORING**

Percentage of Point Distribution



**WIN/LOSS MARGIN**

MARGIN	W	L
1		
2		1
3	1	1
4		
5	1	1
6	1	1
7	2	
8		
9	2	
10	2	
11-15		
16-20	2	
21+	13	1

**TEAM'S FAST FACTS**

Shooting Percentage:	.481
Avg. Assists Per Game:	16.3
Points Off Turnovers Avg.:	18.3
Second-Chance Points Avg.:	13.3
Points in the Paint Avg.:	39.7
Fast Break Points Avg.:	11.7
Bench Points Avg.:	20.7
Points Per Possession Avg.:	1.152
Avg. Time of Possession:	14.7

**HOW UK SCORED ITS FIRST POINTS**

PLAYER	DUNK/LAYUP	JUMPER	3PT	FT
0-Fox	4	1	2	2
1-Killeya-Jones				
3-Adebayo	1			2
5-Monk	1	4		
10-David				
11-Mulder				
13-Briscoe	3		1	2
14-Wynyard				
15-Humphries				
20-Calipari				
25-Hawkins				
30-Pulliam				
32-Gabriel	2	2	1	
35-Willis		1		





## GAME-BY-GAME LEADERS

Date	Opponent	Result	Points	Rebounds	Blocks	Steals	Assists
10/30	Clarion #	W, 108-51	Monk - 15	Adebayo - 14 <sup>^</sup>	Willis - 2 <sup>^</sup>	Two with 4 <sup>^</sup>	Briscoe - 11 <sup>^</sup>
11/6	Asbury #	W, 156-63	Fox - 25 <sup>^</sup>	Humphries - 12 <sup>^</sup>	Killeya-Jones - 4 <sup>^</sup>	Two with 4 <sup>^</sup>	Two with 7 <sup>^</sup>
11/11	STEPHEN F. AUSTIN	W, 87-64	Briscoe - 17 <sup>^</sup>	Humphries - 8	Two with 3 <sup>^</sup>	Two with 3 <sup>^</sup>	Fox - 12 <sup>^</sup>
11/13	CANISIUS	W, 93-69	Two with 21 <sup>^</sup>	Adebayo - 11 <sup>^</sup>	Adebayo - 3 <sup>^</sup>	Hawkins - 2	Fox - 3 <sup>^</sup>
11/15	vs. #13 Michigan State <sup>1</sup>	W, 69-48	Monk - 23 <sup>^</sup>	Two with 6	Two with 2	Gabriel - 3 <sup>^</sup>	Fox - 6 <sup>^</sup>
11/20	DUQUESNE	W, 93-59	Fox - 16 <sup>^</sup>	Adebayo - 8	Three with 2 <sup>^</sup>	Briscoe - 4 <sup>^</sup>	Fox - 6 <sup>^</sup>
11/23	CLEVELAND STATE	W, 101-70	Monk - 23	Gabriel - 10 <sup>^</sup>	Six with 1 <sup>^</sup>	Two with 2 <sup>^</sup>	Fox - 11 <sup>^</sup>
11/25	UT MARTIN	W, 111-76	Monk - 26 <sup>^</sup>	Adebayo - 12 <sup>^</sup>	Humphries - 2 <sup>^</sup>	Fox - 3 <sup>^</sup>	Hawkins - 9 <sup>^</sup>
11/28	vs. Arizona State <sup>2</sup>	W, 115-69	Monk - 23 <sup>^</sup>	Fox - 11 <sup>^</sup>	Adebayo - 3 <sup>^</sup>	Briscoe - 3 <sup>^</sup>	Fox - 10 <sup>^</sup>
12/3	#11 UCLA	L, 97-92	Monk - 24 <sup>^</sup>	Adebayo - 13 <sup>^</sup>	Adebayo - 4 <sup>^</sup>	Monk - 5 <sup>^</sup>	Fox - 9 <sup>^</sup>
12/7	VALPARAISO	W, 87-63	Adebayo - 16	Three with 7	Gabriel - 3 <sup>^</sup>	Briscoe - 2	Fox - 5 <sup>^</sup>
12/11	vs. Hofstra <sup>3</sup>	W, 96-73	Monk - 18 <sup>^</sup>	Willis - 8 <sup>^</sup>	Three with 2 <sup>^</sup>	Willis - 2 <sup>^</sup>	Briscoe - 6 <sup>^</sup>
12/17	vs. #7 North Carolina <sup>4</sup>	W, 103-100	Monk - 47 <sup>^</sup>	Two with 7 <sup>^</sup>	Two with 1 <sup>^</sup>	Fox - 2 <sup>^</sup>	Fox - 10 <sup>^</sup>
12/21	at #10 Louisville	L, 73-70	Fox - 21	Two with 9 <sup>^</sup>	Two with 2 <sup>^</sup>	Fox - 2 <sup>^</sup>	Two with 3
12/29	at Ole Miss	W, 99-76	Monk - 34 <sup>^</sup>	Briscoe - 10	Adebayo - 3 <sup>^</sup>	Two with 3 <sup>^</sup>	Briscoe - 11 <sup>^</sup>
1/3	TEXAS A&M	W, 100-58	Monk - 26 <sup>^</sup>	Humphries - 6 <sup>^</sup>	Adebayo - 3 <sup>^</sup>	Adebayo - 3 <sup>^</sup>	Briscoe - 7 <sup>^</sup>
1/7	ARKANSAS	W, 97-71	Fox - 27 <sup>^</sup>	Briscoe - 8 <sup>^</sup>	Two with 2 <sup>^</sup>	Three with 1 <sup>^</sup>	Fox - 6 <sup>^</sup>
1/10	at Vanderbilt	W, 87-81	Briscoe - 23 <sup>^</sup>	Three with 7	Gabriel - 1 <sup>^</sup>	Two with 1 <sup>^</sup>	Briscoe - 5 <sup>^</sup>
1/14	AUBURN	W, 92-72	Monk - 24 <sup>^</sup>	Gabriel - 16 <sup>^</sup>	Adebayo - 3 <sup>^</sup>	Three with 1 <sup>^</sup>	Monk - 6 <sup>^</sup>
1/17	at Mississippi State	W, 88-81	Fox - 21	Gabriel - 8 <sup>^</sup>	Gabriel - 3 <sup>^</sup>	Briscoe - 2	Fox - 5 <sup>^</sup>
1/21	#24/24 S. CAROLINA	W, 85-69	Monk - 27	Willis - 7 <sup>^</sup>	Humphries - 2 <sup>^</sup>	Hawkins - 7 <sup>^</sup>	Adebayo - 2 <sup>^</sup>
1/24	at Tennessee	L, 82-80	Monk - 25 <sup>^</sup>	Briscoe - 14 <sup>^</sup>	Three with 3	Fox - 2	Briscoe - 5
1/28	#2/1 KANSAS	L, 79-73	Two with 18	Two with 8	Willis - 2 <sup>^</sup>	Two with 2 <sup>^</sup>	Briscoe - 6 <sup>^</sup>
1/31	GEORGIA	W, 90-81 (OT)	Monk - 37 <sup>^</sup>	Briscoe - 11	Monk - 3 <sup>^</sup>	Monk - 3 <sup>^</sup>	Briscoe - 8 <sup>^</sup>
2/4	at #24/23 Florida	L, 88-66	Fox - 19	Adebayo - 7	Three with 1	Adebayo - 4 <sup>^</sup>	Briscoe - 3
2/7	LSU	W, 92-85	Two with 23	Adebayo - 9 <sup>^</sup>	Two with 1 <sup>^</sup>	Fox - 3 <sup>^</sup>	Fox - 6 <sup>^</sup>
2/11	at Alabama	W, 67-58	Monk - 17	Briscoe - 11 <sup>^</sup>	Gabriel - 3 <sup>^</sup>	Three with 2 <sup>^</sup>	Briscoe - 4 <sup>^</sup>
2/14	TENNESSEE	W, 83-58	Monk - 20 <sup>^</sup>	Adebayo - 12 <sup>^</sup>	Gabriel - 2 <sup>^</sup>	Three with 2 <sup>^</sup>	Two with 6 <sup>^</sup>
2/18	at Georgia	W, 82-77	Two with 16	Willis - 12 <sup>^</sup>	Adebayo - 2 <sup>^</sup>	Monk - 3 <sup>^</sup>	Two with 5 <sup>^</sup>
2/21	at Missouri	W, 72-62	Adebayo - 22 <sup>^</sup>	Adebayo - 15 <sup>^</sup>	Adebayo - 3 <sup>^</sup>	Two with 1	Fox - 4 <sup>^</sup>
2/25	#13/12 FLORIDA	W, 76-66	Monk - 33 <sup>^</sup>	Adebayo - 15 <sup>^</sup>	Two with 1	Hawkins - 2 <sup>^</sup>	Monk - 5 <sup>^</sup>
2/28	VANDERBILT						
3/4	at Texas A&M						

^ - Game Leader

Times Led  
PointsTimes Led  
ReboundsTimes Led  
BlocksTimes Led  
StealsTimes Led  
Assists

1 - New York (Champions Classic)

2 - Bahamas

3 - Brooklyn, N.Y.

4 - Las Vegas (CBS Sports Classic)

\* - SEC Tournament (Nashville, Tenn.)

+ - NCAA Tournament (Des Moines, Iowa)

# - exhibition contest

Monk - 19

Fox - 7

Briscoe - 3

Adebayo - 2

Gabriel - 1

Willis - 1

Adebayo - 14

Briscoe - 8

Gabriel - 4

Willis - 4

Humphries - 3

Fox - 2

Monk - 1

Mulder - 1

Adebayo - 16

Gabriel - 11

Willis - 7

Humphries - 5

Killeya-Jones - 3

Monk - 2

Mulder - 2

Briscoe - 1

Calipari - 1

Fox - 1

Fox - 14

Monk - 8

Briscoe - 6

Adebayo - 5

Hawkins - 4

Gabriel - 2

Willis - 2

Humphries - 1

Mulder - 1

Fox - 16

Briscoe - 11

Monk - 3

Hawkins - 2

## THE LAST TIME ...

## INDIVIDUALS

## SCORING

**Scored 25 points:** Malik Monk (33) vs. Florida, 2/25/17

**Scored 30 points:** Malik Monk (33) vs. Florida, 2/25/17

**Scored 35 Points:** Malik Monk (37) vs. Georgia, 1/31/17

**Scored 40 points:** Malik Monk (47) vs. North Carolina, 12/17/16

**Scored 45 points:** Malik Monk (47) vs. North Carolina, 12/17/16

**Scored 50 points:** Jodie Meeks (54) at Tennessee, 1/13/09

**Two players had 20 points:** Malik Monk (23), Wenyen Gabriel (23) vs. LSU, 2/7/17

**Three players had 20 points:** DeMarcus Cousins (27)/John Wall (21)/Patrick Patterson (20) vs. Sam Houston State, 11/19/09

**Two players had 30 points:** Patrick Patterson (33) and Jodie Meeks (32) vs. Tennessee State, 12/22/08

**Scored 20 points in two straight games:** Malik Monk (2) 1/21/17 - 1/24/17

**Scored 20 points in six straight games:** Malik Monk (4) 11/23/16 - 12/3/16

**Scored 20 points in four straight games:** Malik Monk (4) 11/23/16 - 12/3/16

**Scored 20 points in five straight games:** Jamal Murray (12) 2/2/16 - 3/12/16

**Scored 20 points in six straight games:** Jamal Murray (12) 2/2/16 - 3/12/16

**Scored 20 points in seven straight games:** Jamal Murray (12) 2/2/16 - 3/12/16

**Scored 20 points in eight straight games:** Jamal Murray (12) 2/2/16 - 3/12/16

**Scored 20 points in nine straight games:** Jamal Murray (12) 2/2/16 - 3/12/16

**Scored 20 points in 10 straight games:** Jamal Murray (12) 2/2/16 - 3/12/16

**Scored 20 points in 11 straight games:** Jamal Murray (12) 2/2/16 - 3/12/16

**Scored 20 points in 12 straight games:** Jamal Murray (12) 2/2/16 - 3/12/16

**Scored 20 points in 15 straight games:** Dan Issel (18) 12/1/69 - 2/7/70

**Scored 25 points in three straight games:** Tayshaun Prince (3) 3/11/01-3/17/01

**Scored 30 points in two straight games:** Jodie Meeks vs. Appalachian State (46) 12/20/08; vs. Tennessee State (32) 12/22/08

**Scored 30 points in three straight games:** Dan Issel (6) 2/14/70 - 3/2/70

**Scored in double figures in 10 straight games:** Malik Monk (29) 11/11/16-2/25/17

**Scored in double figures in 15 straight games:** Malik Monk (29) 11/11/16-2/25/17

**Scored in double figures in 20 straight games:** Malik Monk (29) 11/11/16-2/25/17

**Scored in double figures in 25 straight games:** Malik Monk (29) 11/11/16-2/25/17

**Scored in double figures in 30 straight games:** Jamal Murray (34) 11/17/15 - 3/19/16

**Scored in double figures in 33 straight games:** Jamal Murray (34) 11/17/15 - 3/19/16

**Scored in double figures in 34 straight games:** Jamal Murray (34) 11/17/15 - 3/19/16

**Scored in double figures in 35 straight games:** Kenny Walker (36) 11/14/85 - 3/22/86

**Five players scored in double figures:** Malik Monk (20), Derek Willis (16), De'Aaron Fox (13), Isaiah Briscoe (12), Dominique Hawkins (10) vs. Tennessee, 2/14/17

**Six players scored in double figures:** Malik Monk (23), Isaiah Briscoe (20), De'Aaron Fox (14), Bam Adebayo (12), Derek Willis (11), Wenyen Gabriel (10) vs. Arizona State, 11/28/16

**Seven players scored in double figures:** Randolph Morris (17), Kelenna Azubuike

(15), Patrick Sparks (14), Chuck Hayes (12), Rajon Rondo (11), Ravi Moss (10) and Ramel Bradley (10) vs. Mississippi State 2/19/05,

**Four players with 15 or more points:** Malik Monk (26), De'Aaron Fox (16), Bam Adebayo (15), Wenyen Gabriel (15) vs. UT Martin, 11/25/16

## DOUBLE-DOUBLES

**Double-double:** Bam Adebayo (18 points, 15 rebounds) vs. Florida, 2/25/17

**Triple-double:** Isaiah Briscoe (19 points, 11 rebounds, 10 assists) at Ole Miss, 12/29/16

**20-10 (rebs) game:** Bam Adebayo (22 points, 15 rebounds) at Missouri, 2/21/17

**20-10 (assts) game:** De'Aaron Fox (24 points, 10 assists) vs. North Carolina, 12/17/16

**20-15 game:** Bam Adebayo (22 points, 15 rebounds) vs. Tennessee, 2/21/17

**30-10 game:** Tayshaun Prince (33 points, 11 rebounds) vs. Tennessee State, 12/22/98

**Back-to-back 20-10 games:** Julius Randle (3) 11/8/13 - 11/10/13

**Three straight 20-10 games:** Julius Randle (3) 11/8/13 - 11/12/13

**Double-double in points and rebs.:** (18 points, 15 rebounds) vs. Florida, 2/25/17

**Double-double in points and assists:** Isaiah Briscoe (19 points, 10 assists) at Ole Miss, 12/29/16

**Double-double in points and blocks:** Never

**Double-double in points and steals:** Never

**Double-double in two consecutive games:** Bam Adebayo (22 pts, 15 rebs) at Missouri, (2/21/17), (18 pts, 15 rebs) vs. Florida, 2/25/17)

**Double-double in three consecutive games:** - Julius Randle (19p, 15r) vs. Kansas State, 3/21/14; (13 p, 10 r), vs. Wichita State, 3/23/14; (15 p, 12 r), vs. Louisville, 3/28/14; (16 p, 11 r), vs. Michigan, 3/30/14

**Double-double in four consecutive games:** Julius Randle (19p, 15r) vs. Kansas State, 3/21/14; (13 p, 10 r), vs. Wichita State, 3/23/14; (15 p, 12 r), vs. Louisville, 3/28/14; (16 p, 11 r), vs. Michigan, 3/30/14

**Double-double in five consecutive games:** Julius Randle (14p, 10r) at Arkansas, (2/27/14); (10p, 15r) at South Carolina (3/1/14); (12 p, 11 r) vs. Alabama, (3/4/14); (16 p, 10 r) at Florida, (3/8/14); (17 p, 16 r) vs. LSU, (3/14/14); (12 p, 11 r) vs. Georgia, (3/15/14)

**Double-double in six consecutive games:** Julius Randle (14p, 10r) at Arkansas, (2/27/14); (10p, 15r) at South Carolina (3/1/14); (12 p, 11 r) vs. Alabama, (3/4/14); (16 p, 10 r) at Florida, (3/8/14); (17 p, 16 r) vs. LSU, (3/14/14); (12 p, 11 r) vs. Georgia, (3/15/14)

**Double-double in seven consecutive games:** Julius Randle (7) 11/18/13-11/27/13

**Double-double in 10 consecutive games:** Jim Andrews, 1972-73 season

**Two players record double-doubles:** De'Aaron Fox (16 points, 11 assists), Wenyen Gabriel (10 points, 10 rebounds) vs. Cleveland State, 11/23/16

**Three players record double-doubles:** DeMarcus Cousins (19 pts, 14 rebs)/Patrick Patterson (19 pts, 10 rebs)/John Wall (18 pts, 10 rebs) at Mississippi State, 2/16/10

**Four players record double-doubles:** Jack Givens (30 pts, 13 rebs)/Kyle Macy (16 pts, 10 assts)/Mike Phillips (22 pts, 18 rebs)/Rick Robey (23 pts, 13 rebs) vs. Southern Methodist, 11/26/77

**Five players record double-doubles:** Never

## FIELD GOALS

**Made 12 FG in a game:** Bam Adebayo (12) at Ole Miss, 12/29/16

**Made 15 FG in a game:** Malik Monk (18) vs. North Carolina, 12/17/16

**Made 16 FG in a game:** Malik Monk (18) vs. North Carolina, 12/17/16

**Made 17 FG in a game:** Malik Monk (18) vs. North Carolina, 12/17/16

**Made 18 FG in a game:** Malik Monk (18) vs. North Carolina, 12/17/16

**Made 19 FG in a game:** Dan Issel (19) vs. Alabama, 2/23/70

**Made 20 FG in a game:** Dan Issel (23) vs. Ole Miss, 2/7/70

**Made 21 FG in a game:** Dan Issel (23) vs. Ole Miss, 2/7/70

**Made 22 FG in a game:** Dan Issel (23) vs. Ole Miss, 2/7/70

**Made 23 FG in a game:** Dan Issel (23) vs. Ole Miss, 2/7/70

**Attempted 17 FG in a game:** Malik Monk (18) vs. Florida, 2/25/17

**Attempted 18 FG in a game:** Malik Monk (18) vs. Tennessee, 2/14/17

**Attempted 19 FG in a game:** Malik Monk (18) vs. Florida, 2/25/17

**Attempted 20 FG in a game:** Malik Monk (21) vs. Georgia, 1/31/17

**Attempted 25 FG in a game:** Malik Monk (28) vs. North Carolina, 12/17/16

**3-POINTERS**

**Made 5 3-pointers in a game:** Malik Monk (5) vs. Florida, 2/25/17

**Made 6 3-pointers in a game:** Malik Monk (7) vs. Georgia, 1/31/17

**Made 7 3-pointers in a game:** Malik Monk (7) vs. Georgia, 1/31/17

**Made 8 3-pointers in a game:** Malik Monk (8) vs. North Carolina, 12/17/16

**Made 9 3-pointers in a game:** Jodie Meeks (10) at Tennessee, 1/13/09

**Made 10 3-pointers in a game:** Jodie Meeks (10) at Tennessee, 1/13/09

**Made 11 3-pointers in a game:** Never

**Attempted 10 3-pointers in a game:** Malik Monk (11) vs. Georgia, 1/31/17

**Attempted 15 3-pointers in a game:** Jodie Meeks (15) at Tennessee, 1/13/09

**Attempted 16 3-pointers in a game:** Derrick Miller (16) vs. LSU 2/15/90

**Attempted 17 3-pointers in a game:** Derrick Miller (19) vs. Kansas 12/6/89

**Attempted 18 3-pointers in a game:** Derrick Miller (19) vs. Kansas 12/6/89

**Attempted 19 3-pointers in a game:** Derrick Miller (19) vs. Kansas 12/6/89

**Made a 3-pointer in 10 straight games:** Malik Monk (11), 1/21/17-2/25/17

**Made a 3-pointer in 15 straight games:** Jamal Murray (36), 11/13/15 - 3/19/16, Derek Willis (17), 1/12/16 - 3/17/16

**Made a 3-pointer in 20 straight games:** Jamal Murray (36), 11/13/15 - 3/19/16

**Made a 3-pointer in 30 straight games:** Jamal Murray (36), 11/13/15 - 3/19/16

**Made two 3-pointers in 10 straight games:** Jamal Murray (17), 1/23/16 - 3/17/16

**Made three 3-pointers in 10 straight games:** Gerald Fitch (20) 1/14/03 - 3/23/03

**Made three 3-pointers in 15 straight games:** Gerald Fitch (20) 1/14/03 - 3/23/03

**Made three 3-pointers in 20 straight games:** Gerald Fitch (20) 1/14/03 - 3/23/03

**Made three 3-pointers in 25 straight games:** Keith Bogans (29) 3/14/02 - 2/26/03

## FREE THROWS

**Made 8 FT in a game:** Malik Monk (10) vs. Florida, 2/25/17

**Made 9 FT in a game:** Malik Monk (10) vs. Florida, 2/25/17

**Made 10 FT in a game:** Malik Monk (10) vs. Florida, 2/25/17

**Made 11 FT in a game:** Isaiah Briscoe (11) vs. Georgia, 1/31/17

**Made 12 FT in a game:** Tyler Ulis (12) at Tennessee, 2/2/16

**Made 13 FT in a game:** Tyler Ulis (14) at Arkansas, 1/21/16

**Made 14 FT in a game:** Tyler Ulis (14) at Arkansas, 1/21/16

**Made 15 FT in a game:** Rodrick Rhodes (16) vs. Ole Miss 1/18/95

**Made 16 FT in a game:** Rodrick Rhodes (16) vs. Ole Miss 1/18/95

**Made 17 FT in a game:** Dwight Anderson (18) vs. Mississippi State 2/12/79

**Made 18 FT in a game:** Dwight Anderson (18) vs. Mississippi State 2/12/79

**Attempted 10 FT in a game:** Malik Monk (11) vs. Florida 2/25/17

**Attempted 15 FT in a game:** Isaiah Briscoe (15) vs. Georgia, 1/31/17

**Attempted 20 FT in a game:** Heshimu Evans (20) vs. Ole Miss 3/5/99

## REBOUNDS

**15 Rebs:** Bam Adebayo (15) vs. Florida, 2/25/17

**16 Rebs:** Wenyen Gabriel (16) vs. Auburn, 1/14/17

**20 Rebs:** Jared Prickett (20) vs. Arkansas 2/9/94

**25 Rebs:** Mike Phillips (28) vs. Tennessee 1/10/76

**30 Rebs:** Cotton Nash (30) vs. Ole Miss 2/8/64

**34 Rebs:** Bob Burrow (34) vs. Temple 12/10/55

**10+ Rebs in three consecutive games:** Julius Randle (4) 3/21/14 - 3/30/14

**10+ Rebs in four consecutive games:** Julius Randle (4) 3/21/14 - 3/30/14

**10+ Rebs in five consecutive games:** Julius Randle (10) 2/12/14 - 3/15/14

**10+ Rebs in six consecutive games:** Julius Randle (10) 2/12/14 - 3/15/14

**10+ Rebs in seven consecutive games:** Julius Randle (10) 2/12/14 - 3/15/14

**10+ Rebs in eight consecutive games:** Julius Randle (10) 2/12/14 - 3/15/14

**10+ Rebs in nine consecutive games:** Julius Randle (10) 2/12/14 - 3/15/14

**10+ Rebs in 10 consecutive games:** Julius Randle (10) 2/12/14 - 3/15/14

**Two players had 10 rebounds:** Derek Willis (12) and Tyler Ulis (10) at Auburn, 1/16/16

**Three players had 10 rebounds:** Michael Kidd-Gilchrist (19), Terrence Jones (11), Anthony Davis (10) vs. Louisville, 12/31/11



## THE LAST TIME ...

## ASSISTS

- 6 assists:** De'Aaron Fox (6), Isaiah Briscoe (6) vs. Tennessee, 2/14/17
- 7 assists:** Isaiah Briscoe (8) vs. Georgia, 1/31/17
- 8 assists:** Isaiah Briscoe (8) vs. Georgia, 1/31/17
- 9 assists:** Isaiah Briscoe (11) at Ole Miss, 12/29/16
- 10 assists:** Isaiah Briscoe (11) at Ole Miss, 12/29/16
- 11 assists:** Isaiah Briscoe (11) at Ole Miss, 12/29/16
- 12 assists:** De'Aaron Fox (12) vs. Stephen F. Austin, 11/11/16
- 13 assists:** Tyler Ulis (14) vs. LSU, 3/5/16
- 14 assists:** Tyler Ulis (14) vs. LSU, 3/5/16
- 15 assists:** John Wall (16) vs. Hartford, 12/29/09
- 16 assists:** John Wall (16) vs. Hartford, 12/29/09
- 5+ assists in four consecutive games:** De'Aaron Fox (6) 11/15/16 - 12/3/16
- 8+ assists in two consecutive games:** De'Aaron Fox (2) 11/25/16 - 12/3/16

## BLOCKS

- 4 blocks:** Bam Adebayo (4) vs. UCLA, 12/3/16
- 5 blocks:** Skal Labissiere (6) vs. Stony Brook, 3/17/16
- 6 blocks:** Skal Labissiere (6) vs. Stony Brook, 3/17/16
- 7 blocks:** Karl-Anthony Towns (7) vs. Vanderbilt, 1/20/15
- 8 blocks:** Willie Cauley-Stein (9) vs. Boise State, 12/10/13
- 9 blocks:** Willie Cauley-Stein (9) vs. Boise State, 12/10/13
- 10 blocks:** Nerlens Noel (12) at Ole Miss, 1/29/13
- 11 blocks:** Nerlens Noel (12) at Ole Miss, 1/29/13
- 12 blocks:** Nerlens Noel (12) at Ole Miss, 1/29/13

## STEALS

- 4 steals:** Malik Monk (5) vs. UCLA, 12/3/16
- 5 steals:** Malik Monk (5) vs. UCLA, 12/3/16
- 6 steals:** Tyler Ulis (6) vs. Ole Miss, 1/2/16
- 7 steals:** Rajon Rondo (8) vs. Mississippi State, 2/19/05
- 8 steals:** Rajon Rondo (8) vs. Mississippi State, 2/19/05

## MINUTES

- Played every minute:** Isaiah Briscoe (45) vs. Georgia, 1/31/17
- Played 40+ minutes:** Malik Monk (44), Isaiah Briscoe (45) vs. Georgia, 1/31/17
- Played more than 50 minutes:** Patrick Patterson (50) vs. Vanderbilt, 1/12/08

## FOULS

- Fouled put:** Isaiah Briscoe at Missouri, 2/21/17
- Two players fouled out:** Isaiah Briscoe and Alex Poythress at Florida, 3/1/16
- Three players fouled out:** Skal Labissiere, Marcus Lee, Alex Poythress, Derek Willis at Kansas, 1/30/16
- Four players fouled out:** Skal Labissiere, Marcus Lee, Alex Poythress, Derek Willis at Kansas, 1/30/16
- Technical foul:** Isaiah Briscoe vs. Florida, 2/25/17

## TEAM

## STARTS

- Started four freshmen:** Bam Adebayo, De'Aaron Fox, Wenyen Gabriel, Malik Monk vs. Florida, 2/25/17
- Started five freshmen:** Aaron Harrison, Andrew Harrison, Dakari Johnson, Julius Randle, James Young vs. Connecticut, 4/7/14

## SCORING

- Scored 90 or more points:** 92 vs. LSU, 2/7/17 (W, 92-85)
- Scored 90 or more points (SEC game):** 92 vs. LSU, 2/7/17 (W, 92-85)
- Scored 100 or more points:** 100 vs. Texas A&M, 1/3/17 (W, 100-58)
- Scored 100 or more points (SEC game):** 100 vs. Texas A&M, 1/3/17 (W, 100-58)
- Scored 110 or more points:** 115 vs. Arizona State, 11/28/16 (W, 115-69)
- Scored 110 or more points (SEC game):** 110 vs. Auburn, 2/21/15 (W, 110-75)
- Scored 120 or more points:** 120 vs. Vanderbilt, 2/7/96 (W, 120-81)
- Scored 120 or more points (SEC game):** 120 vs. Vanderbilt, 2/7/96 (W, 120-81)
- Scored 130 or more points:** 143 vs. Georgia, 2/27/56 (W, 143-66)
- Scored 140 or more points:** 143 vs. Georgia, 2/27/56 (W, 143-66)
- Scored 150 or more points:** Never
- Scored less than 50 points:** 48 vs. Vanderbilt, 3/15/13 (L, 64-48)
- Scored 100 points in two consecutive games:** vs. Cleveland State (11/23/16), vs. UT Martin (11/25/16), vs. Arizona State (11/28/16)
- Scored 100 points in three consecutive games:** vs. Cleveland State (11/23/16), vs. UT Martin (11/25/16), vs. Arizona State (11/28/16)
- Scored 100 points in consecutive SEC games:** 2/27/56-3/3/56

## OPPONENT SCORING

- Allowed 90 or more points:** 100 vs. North Carolina, 12/17/16 (W, 103-100)
- Allowed 90 or more points (SEC game):** 90 by Georgia, 3/4/09 (L, 90-85)
- Allowed 100 or more points:** 100 vs. North Carolina, 12/17/16 (W, 103-100)
- Allowed 100 or more points (SEC game):** 101 by Arkansas, 2/10/93 (L, 101-94)
- Allowed less than 50 points:** 48 vs. Michigan State, 11/15/16 (W, 69-48)
- Allowed less than 50 points (SEC game):** 48 vs. Georgia, 2/9/16 (W, 82-48)

## SHOOTING PERCENTAGES

- Shot 70% from the field:** .722 vs. Mississippi St., 2/15/86
- Shot 65% from the field:** .677 vs. LIU Brooklyn, 11/23/12
- Shot 30% or less from the field:** .281 at Texas A&M (1/10/15)
- Allowed 50% shooting:** .509 at Georgia, 2/18/17
- Allowed 60% shooting:** .640 by Florida, 3/4/07
- Allowed 20% or less shooting:** .197 by Montana State, 11/23/14 (12-61)
- Allowed 30% or less shooting:** .263 by Stony Brook, 3/17/16 (20-76)
- Held opponent to zero 3-pointers:** at Auburn, 1/19/13 (0-15)

## FREE THROWS

- Shot 90% or better from FT line:** 90.0 (9-10) vs. Wisconsin (4/4/15)
- Shot 100% from FT line:** 11-11 vs. Florida, 2/7/12

- Shot 50% or less from FT line:** .435 (10-23) at Vanderbilt, 2/27/16
- Attempted 40 FT:** vs. Arkansas (40), 1/7/17
- Attempted five or less FT:** vs. South Carolina (4) 1/21/06
- Made 30 FT:** 30 vs. Auburn, 3/14/15 (30-35)

## 3-POINTERS

- Hit 10 3-pointers:** 11 vs. Tennessee, 2/14/17 (11-25)
- Hit 11 3-pointers:** 11 vs. Tennessee, 2/14/17 (11-25)
- Hit 12 3-pointers:** 13 vs. Texas A&M, 1/3/17 (13-25)
- Hit 13 3-pointers:** 13 vs. Texas A&M, 1/3/17 (13-25)
- Hit 14 3-pointers:** 15 vs. Georgia, 3/1/12 (15-27)
- Hit 15 3-pointers:** 15 vs. Georgia, 3/1/12 (15-27)
- Hit 16 3-pointers:** 16 vs. UNC-Asheville, 12/23/96 (16-33)
- Hit 17 3-pointers:** 20 vs. LSU, 3/4/95 (20-35)
- Hit 18 3-pointers:** 20 vs. LSU, 3/4/95 (20-35)
- Hit 19 3-pointers:** 20 vs. LSU, 3/4/95 (20-35)
- Hit 20 3-pointers:** 20 vs. LSU, 3/4/95 (20-35)
- Hit 21 3-pointers:** 21 vs. North Carolina, 12/27/89 (21-48)
- Hit 22 3-pointers:** Never

## SCORING MARGINS

- Won game by 50 points or more:** 58 vs. Montana State (W, 86-28) 11/23/14
- Won game by 60 points or more:** 62 vs. Vanderbilt (W, 106-44) 3/5/03
- Won game by 70 points or more:** 74 vs. Tennessee-Martin (W, 124-50) 11/26/94
- Lost game by 30 points or more:** 30 at Tennessee (L, 88-58) 2/16/13
- Lost game by 40 points or more:** 41 at Vanderbilt (L, 93-52) 2/12/08
- Lost game by 50 points or more:** 55 at Kansas (L, 150-95) 12/9/89
- Lost game by 60 points or more:** 70 vs. Central (L, 87-17) 1/28/1910
- Lost game by 70 points or more:** 70 vs. Central (L, 87-17) 1/28/1910
- Game decided by one point:** vs. Wisconsin, 4/5/14 (W, 74-73)
- Game decided by two points:** at Tennessee 1/24/17 (L, 82-80)
- Game decided by three points:** at Louisville, 12/21/16 (L, 73-70)
- Two consecutive games decided by one point:** vs. North Carolina (W, 73-72) 12/3/11 and at Indiana (L, 73-72) 12/10/11
- Three consecutive games decided by one point:** Never
- Two consecutive games decided by two points:** at Ole Miss (L, 71-69) 2/1/11 and Florida (L, 70-68) 2/5/11
- Came back from 10-point deficit for win:** W, 76-66 vs. Florida. (2/25/17); Trailed by 12 at 18-6 (13:11 in 1st)
- Came back from 11-point deficit for win:** W, 76-66 vs. Florida. (2/25/17); Trailed by 12 at 18-6 (13:11 in 1st)
- Came back from 12-point deficit for win:** W, 76-66 vs. Florida. (2/25/17); Trailed by 12 at 18-6 (13:11 in 1st)
- Came back from 13-point deficit for win:** W, 90-81 (OT) vs. Georgia. (1/31/17); Trailed by 14 at 19-5 (14:07 in 1st)
- Came back from 14-point deficit for win:** W, 90-81 (OT) vs. Georgia. (1/31/17); Trailed by 14 at 19-5 (14:07 in 1st)
- Came back from 15-point deficit for win:** W, 72-70 vs. Miami (Ohio) (11/16/09); Trailed by 18 at 36-18 (7:04 in 1st)
- Came back from 16-point deficit for win:** W, 72-70 vs. Miami (Ohio) (11/16/09); Trailed by 18 at 36-18 (7:04 in 1st)

- Came back from 17-point deficit for win:** W, 72-70 vs. Miami (Ohio) (11/16/09); Trailed by 18 at 36-18 (7:04 in 1st)
- Came back from 18-point deficit for win:** W, 72-70 vs. Miami (Ohio) (11/16/09); Trailed by 18 at 36-18 (7:04 in 1st)
- Came back from 19-point deficit for win:** W, 80-77 vs. Florida (3/2/94); Trailed by 19 at 33-14 (7:00 in 1st)
- Came back from 20-point deficit for win:** W, 99-95 at LSU (2/15/94); Trailed by 31 at 68-37 (15:34 in 2nd)
- Came back from 30-point deficit for win:** W, 99-95 at LSU (2/15/94); Trailed by 31 at 68-37 (15:34 in 2nd)
- Came back from 31-point deficit for win:** W, 99-95 at LSU (2/15/94); Trailed by 31 at 68-37 (15:34 in 2nd)

## REBOUNDS

- Pulled down 50 rebounds:** 59 (20-39) vs. Arizona State, 11/28/16
- Pulled down 55 rebounds:** 59 (20-39) vs. Arizona State, 11/28/16
- Pulled down 60 rebounds:** 62 (19-43) vs. Morehead State, 12/16/96

## OVERTIME GAMES

- Played an overtime game:** vs. Georgia, 1/31/17 (W, 90-81 OT)
- Won an overtime game:** vs. Georgia, 1/31/17 (W, 90-81 OT)
- Played an SEC overtime game:** vs. Georgia, 1/31/17 (W, 90-81 OT)
- Won an SEC overtime game:** vs. Georgia, 1/31/17 (W, 90-81 OT)
- Lost an overtime game:** at Texas A&M, 2/20/16 (L, 79-77 OT)
- Lost an SEC overtime game:** at Texas A&M, 2/20/16 (L, 79-77 OT)
- Played an overtime game in SEC Tournament:** vs. Texas A&M, 3/13/16 (W, 82-77 OT)
- Won an overtime game in SEC Tournament:** vs. Texas A&M, 3/13/16 (W, 82-77 OT)
- Played two overtimes:** at Texas A&M, 1/10/15 (W, 70-64 2ot)
- Played three overtimes:** vs. Temple 12/7/57 (W, 85-83)
- Played four overtimes:** Never played four overtime game
- Played consecutive games that went to overtime:** 1/6/15 vs. Ole Miss (W, 89-86) and 1/10/15 at Texas A&M (70-64)





The **GREATEST** tradition in the history of college basketball.

### FAST FACTS

Year Opened:	1976
First Game:	Nov. 27, 1976
All-Time Record:	560-66 (89.5)
Record Under Coach Cal:	133-6 (95.7)
Capacity:	23,000
Record Crowd:	24,479 (Jan. 20, 2010)
Longest Winning Streak:	54 (11/9/10-12/1/12)
Current Winning Streak:	4

### YEAR-BY-YEAR RECORDS

Season	W-L	Pct.	Start
2016-17	14-2	.875	5-0
2015-16	17-0	1.000	17-0
2014-15	19-0	1.000	19-0
2013-14	16-2	.889	14-0
2012-13	16-2	.889	3-0
2011-12	18-0	1.000	18-0
2010-11	15-0	1.000	15-0
2009-10	18-0	1.000	18-0
2008-09	12-6	.667	3-0
2007-08	14-4	.778	1-0
2006-07	14-2	.875	10-0
2005-06	10-5	.667	4-0
2004-05	14-1	.933	7-0
2003-04	11-2	.846	3-0
2002-03	12-1	.923	1-0
2001-02	12-3	.800	0-1
2000-01	11-1	.917	0-1
1999-2000	14-0	1.000	14-0
1998-99	12-1	.923	6-0
1997-98	9-3	.750	4-0
1996-97	12-1	.923	12-0
1995-96	13-0	1.000	13-0
1994-95	12-1	.923	2-0
1993-94	13-1	.929	11-0
1992-93	16-0	1.000	16-0
1991-92	15-2	.882	1-0
1990-91	13-0	1.000	13-0
1989-90	13-2	.867	5-0
1988-89	8-6	.571	0-1
1987-88	14-2	.875	8-0
1986-87	13-2	.867	5-0
1985-86	18-0	1.000	18-0
1984-85	11-3	.786	1-0
1983-84	16-0	1.000	16-0
1982-83	14-1	.933	8-0
1981-82	15-1	.938	15-0
1980-81	15-0	1.000	15-0
1979-80	12-3	.800	6-0
1978-79	11-4	.733	3-0
1977-78	16-0	1.000	16-0
1976-77	12-2	.857	4-0
<b>Total</b>	<b>560-66</b>	<b>.895</b>	

### NEED-TO-KNOW NOTES

#### Cats Rock at Rupp

UK has won 216 of its last 245 home games, including a 54-game winning streak in the venerable arena to begin the John Calipari era and a recent 42-game winning streak. All-time, the Wildcats are 560-66 (.895) in Rupp Arena.

Among the most notable marks of dominance in the nation's toughest venue to play include:

- The Wildcats are 301-40 (.883) in regular-season SEC games in the building
- Kentucky set a new program home record of 19 wins in 2014-15
- The Wildcats have gone undefeated at home in five of John Calipari's seven seasons, including 2014-15 and 2015-16
- Overall, UK has posted a perfect mark in 13 of Rupp Arena's 40 seasons

#### Cal Owns Longest Win Streaks in Rupp

With UK's 2011-12 season-opening victory over Marist, UK head coach John Calipari recorded his 34th consecutive win in Rupp Arena as UK's head coach. It broke former UK head coach Rick Pitino's longest streak of 33 games in the venue.

The winning streak reached as long as 54 games. Calipari didn't suffer his first loss in Rupp Arena until losing to Baylor in his fourth season. The 54-game run, however, was his longest career winning streak. He also had the second-longest streak in the arena as the Cats won 42 straight from March 4, 2014 to Nov. 25, 2016.

#### Pack the House

Kentucky has led the nation in average home attendance in 18 of the last 21 seasons, including a Rupp Arena record of 24,110 in John Calipari's first season (2009-10) as head coach.

- Kentucky averaged 23,362 fans during the 2015-16 season
- UK has averaged 23,000 or more fans in six of Calipari's seven seasons

#### The Top-Ranked Team at Home

Kentucky has lost just three times at home as the Associated Press top-ranked team in the history of the program and just twice in Rupp Arena. Prior to the loss to UCLA by three on Dec. 3, the other two losses came by just one point.

The Wildcats are 53-2 all-time as the AP No. 1 team in Rupp Arena since its opening in 1976. The first loss was to Auburn, 53-52, on Jan. 9, 1988.

#### Coach Cal in Rupp Arena

It's been downright difficult to beat the Wildcats at Rupp Arena during the John Calipari era. UK is 133-6 (.957) at Rupp Arena under Calipari.

- UK is 18-3 (.857) vs. ranked opponents in Rupp in the Calipari era
- The Wildcats are 115-3 (.975) vs. unranked teams in Rupp under Calipari
- UK is 68-3 (.958) at home vs. nonconference foes under Calipari
- Calipari notched his 100th career win at Rupp Arena as UK's coach with the Wildcats' 110-75 rout of Auburn on Feb. 21, 2014. It took Calipari just 104 games to reach the century mark at home, the fastest of any UK coach

#### Cal Passes Hall for Rupp Record

With a 101-70 victory over Cleveland State on Nov. 23, John Calipari passed former UK head coach Joe B. Hall for the wins in Rupp Arena history.

Calipari currently has 133 victories inside the historic venue. Hall won 122.

### TOP 10 ATTENDANCES

No.	Att.	Opponent	Date	Result
1	24,479	Louisville	1/20/10	W, 71-62
2	24,468	North Carolina	12/5/09	W, 68-66
3	24,465	Florida	2/10/07	L, 64-61
4	24,459	Florida	2/4/03	W, 70-55
5	24,432	Louisville	12/17/05	W, 73-61
6	24,431	Florida	2/25/17	W, 76-66
7	24,428	Florida	3/7/15	W, 67-50
8	24,425	Florida	2/15/14	L, 69-59
9	24,418	Kansas	1/28/17	L, 79-73
10	24,416	Arkansas	2/28/15	W, 84-67

### 2016-17 ATTENDANCES

No.	Att.	Opponent	Date	Result
1	24,431	Florida	2/25/17	W, 76-66
2	24,418	Kansas	1/28/17	L, 79-73
3	24,391	Tennessee	2/14/17	W, 83-58
4	24,389	South Carolina	1/21/17	W, 85-69
5	24,372	Auburn	1/14/17	W, 92-72
6	24,322	Arkansas	1/7/17	W, 97-71
7	23,976	UCLA	12/3/16	L, 97-92
8	23,814	Georgia	1/31/17	W, 90-81 (OT)
9	23,657	LSU	2/7/17	W, 92-85
10	23,455	Texas A&M	1/3/17	W, 100-58





**UK VS. AP RANKED FOES**

**In John Calipari Era (2009-Present)**

**48-21**

vs. No. 13 Florida	Feb. 25, 2017	W, 76-66
at No. 24 Florida	Feb. 4, 2017	L, 88-66
vs. No. 2 Kansas	Jan. 28, 2017	L, 79-73
vs. No. 24 S. Carolina	Jan. 21, 2017	W, 85-69
at No. 10 Louisville	Dec. 21, 2016	L, 73-70
vs. No. 7 North Carolina (Las Vegas)	Dec. 17, 2016	W, 103-100
vs. No. 11 UCLA	Dec. 3, 2016	L, 97-92
vs. No. 13 Michigan St. (New York)	Nov. 15, 2016	W, 69-48
vs. No. 14 Indiana	March 19, 2016	L, 73-67
vs. No. 17 Texas A&M (SECT)	March 13, 2016	W, 82-77
at No. 4 Kansas	Jan. 30, 2016	L, 90-84
vs. No. 16 Louisville	Dec. 27, 2015	W, 75-73
vs. No. 5 Duke (Chicago)	Nov. 17, 2015	W, 74-63
vs. No. 3 Wisconsin (NCAA)	April 4, 2015	L, 71-64
vs. No. 8 Notre Dame (NCAA)	March 28, 2015	W, 68-66
vs. No. 20 W. Virginia (NCAA)	March 26, 2015	W, 78-39
vs. No. 18 Arkansas (SECT)	March 15, 2015	W, 78-63
vs. No. 18 Arkansas	Feb. 28, 2015	W, 84-67
at No. 4 Louisville	Dec. 27, 2014	W, 58-50
vs. No. 21 North Carolina	Dec. 13, 2014	W, 84-70
vs. No. 6 Texas	Dec. 5, 2014	W, 63-51
vs. No. 5 Kansas (Indianapolis)	Nov. 18, 2014	W, 72-40
vs. No. 18 UConn (NCAA)	April 7, 2014	L, 60-54
vs. No. 12 Wisconsin (NCAA)	April 5, 2014	W, 74-73
vs. No. 7 Michigan (NCAA)	March 30, 2014	W, 75-72
vs. No. 5 Louisville (NCAA)	March 28, 2014	W, 74-69
vs. No. 2 Wichita St. (NCAA)	March 23, 2014	W, 78-76
vs. No. 1 Florida (SECT)	March 16, 2014	L, 61-60
at No. 1 Florida	March 8, 2014	L, 84-65
vs. No. 3 Florida	Feb. 15, 2014	L, 69-59
vs. No. 4 Louisville	Dec. 28, 2013	W, 73-66
at No. 18 North Carolina	Dec. 14, 2013	L, 82-77
vs. No. 20 Baylor (Dallas)	Dec. 6, 2013	L, 67-62
vs. No. 2 Michigan St. (Chicago)	Nov. 12, 2013	L, 78-74
vs. No. 11 Florida	March 9, 2013	W, 61-57
at No. 7 Florida	Feb. 12, 2013	L, 69-52
vs. No. 16 Ole Miss	Jan. 29, 2013	W, 87-74
at No. 4 Louisville	Dec. 29, 2012	L, 80-77
vs. No. 9 Duke (Atlanta)	Nov. 13, 2012	L, 75-68
vs. No. 6 Kansas (NCAA)	April 2, 2012	W, 67-59
vs. No. 17 Louisville (NCAA)	March 31, 2012	W, 69-61
vs. No. 9 Baylor (NCAA)	March 25, 2012	W, 82-70
vs. No. 16 Indiana (NCAA)	March 23, 2012	W, 87-71
vs. No. 22 Florida	March 10, 2012	W, 74-71
at No. 16 Florida	March 4, 2012	W, 74-59
vs. No. 8 Florida	Feb. 7, 2012	W, 78-58
vs. No. 4 Louisville	Dec. 31, 2011	W, 69-62
vs. No. 5 North Carolina	Dec. 3, 2011	W, 73-72
vs. No. 12 Kansas (New York)	Nov. 15, 2011	W, 75-65
vs. No. 9 UConn (NCAA)	April 2, 2011	L, 56-55
vs. No. 7 N. Carolina (NCAA)	March 27, 2011	W, 76-69
vs. No. 1 Ohio State (NCAA)	March 25, 2011	W, 62-60
vs. No. 22 W. Virginia (NCAA)	March 19, 2011	W, 71-63
vs. No. 12 Florida (SECT)	March 13, 2011	W, 70-54
vs. No. 21 Vanderbilt	March 1, 2011	W, 68-66
vs. No. 13 Florida	Feb. 26, 2011	W, 76-68
at No. 21 Vanderbilt	Feb. 12, 2011	L, 81-77
at No. 22 Louisville	Dec. 31, 2010	W, 78-63
vs. No. 23 N. Dame (Louisville)	Dec. 8, 2010	W, 72-58
vs. No. 13 Washington (Maui)	Nov. 23, 2010	W, 74-67
vs. No. 6 W. Virginia (NCAA)	March 27, 2010	L, 73-66
vs. No. 15 Tennessee (SECT)	March 13, 2010	W, 74-45
at No. 19 Tennessee	Feb. 27, 2010	L, 74-65
at No. 17 Vanderbilt	Feb. 20, 2010	W, 58-56
vs. No. 12 Tennessee	Feb. 13, 2010	W, 73-62
vs. No. 25 Ole Miss	Feb. 2, 2010	W, 85-75
vs. No. 21 Vanderbilt	Jan. 30, 2010	W, 85-72
vs. No. 14 UConn (New York)	Dec. 9, 2009	W, 64-61
vs. No. 10 North Carolina	Dec. 5, 2009	W, 68-66

**Calipari's Record at UK vs:**

vs. No. 1	1-2
vs. Top 3	2-6
vs. Top 5	9-8
vs. Top 10	18-13
vs. Top 15	29-15
vs. Top 20	37-19
vs. Top 25	48-21
Home	18-3
Away	5-9
Neutral	25-9
SEC Tourney	4-1
NCAA Tourney	13-5

**First-Ballot Hall of Famer**

Kentucky men's basketball coach John Calipari joined basketball's fraternity of legends in September 2015 after being elected to the Naismith Memorial Basketball Hall of Fame on the first ballot.

Calipari joined an elite group of basketball players and coaches in the Naismith Hall of Fame, considered to be one of the ultimate honors in the sport.

The Class of 2015 included Calipari, Dick Bevetta, Wildcat Louie Dampier, Lindsay Gaze, Tom Heinsohn, John Isaacs, Spencer Haywood, Lisa Leslie, Dikembe Mutombo, George Raveling and JoJo White.

**Calipari Wins 200th Career Game at UK in Record Time**

With a thrilling 75-73 victory over rival Louisville on Dec. 26, 2015, John Calipari captured his 200th career win at Kentucky faster than any coach in UK history -- and nearly faster than anyone has ever done it at any other school.

Calipari reached the 200-win plateau in his 240th career game at Kentucky. Rick Pitino, previously the fastest to 200 wins at UK prior to Calipari, didn't capture his 200th Wildcat win until his 249th game. The legendary Adolph Rupp reached 200 during his 250th game.

Not only did Calipari reach the 200-win mark in record pace at Kentucky, he also nearly set the all-time Division I mark. With the win over U of L, he became the second-fastest Division I men's basketball coach to reach 200 victories at a single school, behind only LIU-Brooklyn's Clair Bee, who achieved the feat in 231 games.

Calipari is one of just 11 head coaches in Division I men's basketball history with at least 200 victories at two different schools and just the fifth coach at Kentucky to reach the 200-win plateau.

He's currently the only coach in NCAA history with at least 189 victories at three different schools.

Here's a look at some of the more impressive numbers in Calipari's journey to 200 wins:

- UK beat Florida more than anyone else during the first 200 wins, defeating the Gators 11 times
- Likewise, Kentucky beat Louisville (eight times) more than any other nonconference opponent
- Calipari defeated 89 different Division I schools (25.4 percent) of current Division I schools) during the run
- A total of 176 wins came with UK ranked in the AP Top 25, and 66 of them were while UK was No. 1

**UMass Raises Banner in Calipari's Honor**

As part of a 20th anniversary celebration of the UMass men's basketball 1995-96 Final Four team, the UMass Department of Athletics honored John Calipari on Dec. 16, 2015, prior to its game against New Orleans by raising a banner into the rafters at the Mullins Center.

Calipari's banner joined the retired jerseys of five all-time Minutemen: George "Trigger" Burkey, Marcus Camby, Julius "Dr. J" Erving, Lou Roe and Al Skinner.

- Calipari began his head coaching career at UMass where he turned the Minutemen into a national powerhouse from 1988-96
- In addition to the 1995-96's team's 35-2 record and the Final Four appearance, Calipari led the Minutemen to the 1991-92 NCAA Sweet 16, the 1992-93 and 1993-94 NCAA second round, and the 1994-95 NCAA Elite Eight. UMass won five straight Atlantic 10 titles during that span as well

**Nearly Unanimous**

John Calipari collected nearly every major national coach of the year award after guiding the historic 2014-15 Wildcats to a perfect regular season and eventually a fourth Final Four appearance in five seasons. Among the awards Calipari won in 2014-15:

- Associated Press National Coach of the Year
- Naismith National Coach of the Year
- NABC National Coach of the Year
- The Sporting News National Coach of the Year
- Adolph Rupp National Coach of the Year
- SEC Coach of the Year
- 2015 USBWA District IV Coach of the Year

**600 On-Court Victories**

With a win over No. 5 Kansas on Nov. 18, 2014, John Calipari claimed his 600th on-court victory as a Division I head coach. He became the 13th active Division I coach to achieve the feat.

**Calipari at No. 1**

John Calipari is one of just two coaches (Frank McGuire) to lead three programs to a No. 1 ranking. With UK's No. 1 ranking in 2016-17, Calipari has guided six of his last eight and seven of his last 10 teams to the No. 1 ranking (and the ninth time he's done it overall).

- When Coach Cal's teams have been at the top, they're been difficult to knock off:
- Calipari is 110-12 (.902) as the top-ranked Associated Press Top 25 coach in the country
- He's 69-7 (.908) when his team is at the top of the AP Top 25 as UK's head coach

**AHEAD OF THE BARON OF THE BLUEGRASS**

- Legendary coach Adolph Rupp won 876 career games while he was the coach of UK. He also led Kentucky to five NCAA titles during his 41-year tenure.
- John Calipari is ahead of the pace with the legend as far as victories to begin his career at UK. Also, Calipari (.822) is tied with Rupp (.822) in total UK career winning percentage.

Coach	Games	Record	Next Game (294th Game)
John Calipari	293	241-52	Feb. 28 vs. Vanderbilt
Adolph Rupp	293	234-59	def. Fort Knox 56-23 (Dec. 2, 1944)
Tubby Smith	293	229-64	def. Georgia 69-55 (Jan. 17, 2006)
Joe B. Hall	293	222-71	def. Florida 84-78 (Feb. 17, 1982)
Rick Pitino	270	220-50	End of UK coaching career at 270th game





- Calipari tallied a 32-4 mark at UMass when the Minutemen were No. 1 and he was 9-1 at Memphis when he had the Tigers at the pinnacle of the rankings
- Calipari (110) trails only Duke's Mike Krzyzewski (193) in active coaches with victories as the No. 1 head coach
- Calipari has coached 122 career games as a No. 1 team, the fourth most in NCAA history, trailing John Wooden (228), Krzyzewski (233) and Adolph Rupp (131)
- Among coaches who have owned a No. 1 ranking in at least 119 games, Calipari's winning percentage of .902 trails only Wooden (.952), and is ahead of active coaches Krzyzewski (.870) and Roy Williams (.849)

**There's No Place Like Home**

Since the 2000 season, John Calipari-coached teams have posted a 286-24 (.923) record at home. At UK, Coach Cal is 133-6 (.957) in Rupp Arena.

In five of Calipari's eight seasons at Kentucky, the Wildcats have posted an undefeated record at home, including a school-record 19-0 mark during the 2014-15 season.

Calipari owns both of UK's longest winning streaks in the arena. He began his career at UK with a 54-game winning streak at Rupp Arena. It was the longest winning streak since the arena opening in 1976. With a win over Georgia on Feb. 9, 2016, he secured the second-longest streak in the storied building at 34 games.

Coach	Streak (Yrs)
1. John Calipari	54 (2010-13)
2. John Calipari	42 (2014-17)
3. Rick Pitino	33 (1992-94)
4. Joe B. Hall	30 (1981-82)
5. Rick Pitino	27 (1995-97)

**Life on the Road Isn't So Bad Either**

As good as John Calipari's team's have been at home, they're nearly as good in hostile environments on the road. Dating back to the 2005-06 season, Calipari has recorded a 86-37 (.699) record on the road.

**Calipari Unrivaled in Conference**

John Calipari has won 14 league championships (including the 2010, 2012, 2015 and 2016 SEC championships) seven more than the next-closest coach in the SEC (Ben Howland has seven conference titles). With a 2016 SEC Tournament championship, Calipari now owns 13 conference tournament titles, eight more than his closest competitor (Howland).

He's tallied a 317-93 (.773) all-time record within conference play as a head coach and owns a 109-25 (.813) record since joining the SEC.

**30 is the new 20**

With a road win at Alabama on Feb. 11, John Calipari notched his 23rd consecutive season of 20 or more on-court wins as a collegiate head coach. He leads all active coaches with that streak, ahead of Mike Krzyzewski of Duke (21), Bill Self (19) and Jim Boeheim (17).

More impressive, Calipari has nine seasons with 30 or more on-court wins. Only Mike Krzyzewski (13) and Roy Williams (10) have more.

Calipari became the first coach in NCAA Division I history to record five straight on-court 30-win seasons, notching 30 straight in consecutive seasons from 2005-06 to 2009-10.

**The Success Rate**

John Calipari has graduated 100 percent of the players (14 of 14) who have been eligible to receive their diploma by the end of their senior years and exhausted their athletic eligibility. Of that group, Patrick Patterson, Jarrod Polson and Alex Poysthress completed their degrees in three years.

In the NCAA's APR, which measures eligibility, retention and graduation, UK has posted a single-year Academic Progress Rate of 977 or higher in every season under Calipari, including a perfect 1,000 in the last three single-year reports. Kentucky's four-year composite score in the most recent report, which was released in June, was a 1,000, earning the team an NCAA academic award for the second year in a row for finishing in the top 10 percent of Division I men's basketball programs.

Under Calipari, the team (scholarship competing players) has also posted a 3.0 grade-point average or better in seven of the last 12 semesters.

**Dream Maker**

As someone who prides himself on helping young men reach their dreams, Coach Cal has helped 39 players get selected in the NBA Draft during his college coaching career, including 28 over his first seven seasons at Kentucky, which is more than double any other coach.

- Four No. 1 overall selections (Derrick Rose, John Wall, Anthony Davis and Karl-Anthony Towns) during the nine drafts

**CALIPARI AT NO. 1**

**Record as AP Top-Ranked Coach Since 2009-10**

Coach	Schools	Records
1. John Calipari	Kentucky	69-7
2. Bill Self	Kansas	37-6
3. Mike Krzyzewski	Duke	28-5
4. Jay Wright	Villanova	15-3
5. Jim Boeheim	Syracuse	15-4
6. Tom Crean	Indiana	14-3
7. Thad Matta	Ohio State	13-2
8. Sean Miller	Arizona	12-1
9. Billy Donovan	Florida	11-1
10. Mark Few	Gonzaga	10-2

**Record as AP Top-Ranked Coach Active**

Coach	Schools	Records
1. Mike Krzyzewski	Duke	193-29
2. John Calipari	UK, Memphis, UMass	110-12
3. Roy Williams	UNC, Kansas	95-18
4. Bill Self	Kansas	39-7
5. Bruce Weber	Illinois	30-2
6. Jim Boeheim	Syracuse	24-5
7. Thad Matta	Ohio State	22-3
8. Bob Huggins	Cincinnati	20-4
9. Jay Wright	Villanova	15-3
10. Tom Crean	Indiana	14-3

*through games on Feb. 25, 2017*

**CALIPARI'S DRAFT PICKS**

Player (School)	Round	Year (Overall)
Eric Bledsoe (UK)	First	2010 (18)
Devin Booker (UK)	First	2015 (13)
Antonio Burks (MEM)	Second	2004 (36)
Marcus Camby (UMASS)	First	1996 (2)
Rodney Carney (MEM)	First	2006 (16)
DeMarcus Cousins (UK)	First	2010 (5)
Willie Cauley-Stein (UK)	First	2015 (6)
Anthony Davis (UK)	First	2012 (1)
Joey Dorsey (MEM)	Second	2008 (33)
C. Douglas-Roberts (MEM)	Second	2008 (40)
Robert Dozier (MEM)	Second	2009 (60)
Tyreke Evans (MEM)	First	2009 (4)
Archie Goodwin (UK)	First	2013 (29)
Josh Harrellson (UK)	Second	2011 (45)
Andrew Harrison (UK)	Second	2015 (44)
Dakari Johnson (UK)	Second	2015 (48)
Terrence Jones (UK)	First	2012 (18)
Enes Kanter (UK)	First	2011 (3)
Michael Kidd-Gilchrist	First	2012 (2)
Brandon Knight (UK)	First	2011 (8)
Skal Labissiere (UK)	First	2016 (28)
Doron Lamb (UK)	Second	2012 (42)
DeAndre Liggins (UK)	Second	2011 (53)
Trey Lyles (UK)	First	2015 (12)
Darius Miller (UK)	Second	2012 (46)
Jamal Murray (UK)	First	2016 (7)
Nerlens Noel (UK)	First	2013 (6)
Daniel Orton (UK)	First	2010 (29)
Patrick Patterson (UK)	First	2010 (14)
Julius Randle (UK)	First	2014 (7)
Lou Roe (UMass)	Second	1995 (30)
Derrick Rose (MEM)	First	2008 (1)
Marquis Teague (UK)	First	2012 (29)
Karl-Anthony Towns (UK)	First	2015 (1)
Tyler Ulis (UK)	Second	2016 (34)
Dajuan Wagner (MEM)	First	2002 (6)
John Wall (UK)	First	2010 (1)
Shawne Williams (MEM)	First	2006 (17)
James Young (UK)	First	2014 (17)

**TRACKING UK HEAD COACHES**

First 50 Games	First 100 Games	First 150 Games	First 200 Games	First 250 Games
Calipari 45-5	Rupp 89-11	Rupp 125-25	Rupp 163-37	Calipari 206-44
Smith 45-5	Calipari 87-13	Calipari 124-26	Calipari 163-37	Pitino 203-47
Rupp 43-7	Smith 80-20	Smith 116-34	Pitino 157-43	Rupp 199-51
Hall 32-18	Pitino 73-27	Pitino 114-36	Smith 154-46	Smith 197-53
Pitino 31-19	Hall 67-33	Hall 110-40	Hall 148-52	Hall 189-61







from 2008 to 2016. No other coach has more than two No. 1 picks

- In 2010, five of his UK players were selected in the first round in NBA history
- His six players in the 2012 and 2015 NBA drafts are the most in the two-round era
- Churned out 28 NBA Draft picks, 21 first-rounders, three No. 1 overall selections, six top-five picks and 14 lottery picks at Kentucky
- Of the 41 players who have finished their college careers at Kentucky under Calipari, 28 have been selected in the NBA Draft (68.3 percent)
- Of the 18 players at UK who have declared for the NBA Draft after their freshman seasons, all 18 have been first-round picks. He is 22 for 22 in that regard when including his players from Memphis
- Dating back to the 2008 draft, 33 players under Coach Cal have been taken in the NBA Draft, including 23 first-rounders
- Only coach to produce the top two picks in the same draft (2012 - Anthony Davis and Michael Kidd-Gilchrist)
- Produced a top-10 pick in nine straight drafts since 2008. No other school has had a first-rounder in each of the last nine drafts

**Developing Talent**

John Calipari hasn't just signed the best talent in the country while he's been at Kentucky; he's been the best at developing that talent and getting it ready for the next level.

Of the 24 top-25 players Kentucky has signed and have completed their college eligibility, 21 were drafted and 18 were selected in the first round. Those draft numbers don't include Isaiah Briscoe or any of the 2016 or 2017 classes, all of whom are still in school or will attend school.

But that's only half the story. Calipari's players don't just make it to the pros; they're better prepared than anyone else. The proof is in the numbers.

Over the course of his career, Calipari's more than 40 NBA pros have made approximately \$1.2 billion in NBA contracts alone, which doesn't include endorsement deals and overseas contracts. Of the players currently playing in the NBA, they've earned approximately \$1 billion in guaranteed contracts.

**Double-Digit Win Streaks**

Kentucky's 38-game winning streak in 2014-15 was historic, but it wasn't completely out of the norm for John Calipari. It was the 17th streak of Calipari's career where his teams have won 10 or more consecutive games during the season, the sixth where they have won 20 or more, the fifth where they have won 25 or more, the first where they have won 30 or more, and the first with 35 or more. Here's a list of all of them:

1. 38 Kentucky, 2014-15
2. 27 Memphis, 2008-09
3. 26 Memphis, 2007-08  
26 UMass, 1995-96
5. 25 Memphis, 2006-07
6. 24 Kentucky, 2011-12
7. 19 Kentucky, 2009-10
8. 16 UMass, 1994-95
9. 15 Memphis, 2005-06
10. 14 UMass, 1991-92
11. 12 Memphis, 2007-08  
12 Memphis, 2002-03  
12 UMass, 1992-93
14. 11 Memphis, 2003-04
15. 10 Memphis, 2001-02  
10 UMass, 1993-94  
10 Kentucky, 2010-11

**Calipari Knows Defense**

John Calipari's 2014-15 Kentucky Wildcat team was heralded as one of the best defensive teams ever. However, defense has always been a staple of Calipari-coached teams. Dating back to complete NCAA records beginning in 2001-02, Calipari's teams have been among national leaders in several critical defensive categories.

Year	FG % Def.	Rebound Margin	Scoring Margin	Blocks
2001-02 (UM)	13th (39.5)	11th (+6.6)	15th (+11.2)	54th (4.4)
2002-03 (UM)	28th (40.6)	44th (+4.1)	32nd (+8.0)	26th (5.1)
2003-04 (UM)	34th (40.5)	58th (+3.4)	48th (+7.1)	20th (5.0)
2004-05 (UM)	<b>4th (38.4)</b>	75th (+2.9)	62nd (+5.9)	13th (5.4)
2005-06 (UM)	<b>2nd (38.0)</b>	<b>9th (+6.7)</b>	<b>5th (+14.6)</b>	<b>8th (6.4)</b>
2006-07 (UM)	12th (39.0)	28th (+5.3)	<b>5th (+5.8)</b>	12th (5.9)
2007-08 (UM)	12th (39.1)	16th (+6.2)	<b>2nd (+18.0)</b>	<b>8th (6.1)</b>
2008-09 (UM)	<b>1st (37.1)</b>	19th (+6.1)	<b>2nd (+16.3)</b>	<b>7th (6.0)</b>
2009-10 (UK)	<b>3rd (37.8)</b>	<b>4th (+8.1)</b>	<b>6th (+14.3)</b>	<b>4th (7.2)</b>
2010-11 (UK)	15th (39.4)	60th (+3.6)	13th (+11.4)	<b>3rd (6.3)</b>
2011-12 (UK)	<b>1st (37.4)</b>	12th (+6.8)	<b>1st (+16.8)</b>	<b>1st (8.6)</b>
2012-13 (UK)	30th (39.2)	48th (+4.3)	48th (+8.2)	<b>3rd (6.6)</b>
2013-14 (UK)	59th (41.1)	<b>2nd (+9.4)</b>	43rd (+8.2)	13th (5.9)
2014-15 (UK)	<b>1st (35.4)</b>	15th (+6.8)	<b>1st (+20.1)</b>	<b>2nd (6.9)</b>
2015-16 (UK)	24th (39.7)	39th (+5.2)	17th (+11.4)	<b>6th (5.8)</b>
2016-17 (UK)*	114th (42.6)	28th (+5.9)	<b>7th (+15.2)</b>	14th (5.5)

\*rankings through Feb. 25, 2017

**RECRUITING TRAIL**

The Wildcats have signed more top-25 players over the past eight seasons than any other school under John Calipari's leadership. A quarter of all Rivals' top-10 prospects nationally over the past nine classes have signed with Coach Cal and the Cats.

PLAYER (YEAR)	ESPN	RIVALS	SCOUT	MCD	JB
Shai Gilgeous-Alexander ('17)	43	32	46		
Hamidou Diallo ('17)	11	10~	10		
Quade Green ('17)	21	23	24	Y	
Nick Richards ('17)	12	16	16	Y	
P.J. Washington ('17)	16	11	13	Y	
Bam Adebayo ('16)	5	7	11	Y	Y
Brad Calipari ('16)	NR	NR	NR		
De'Aaron Fox ('16)	6	6	6	Y	Y
Wenyen Gabriel ('16)	14	13	12	Y	Y
Sacha Killeya-Jones ('16)	24	24	27	Y	
Malik Monk ('16)	9	9	13	Y	Y
Tai Wynyard ('16)	NR	NR	NR		
Isaiah Briscoe ('15)	13	9	15	Y	Y
Isaac Humphries ('15)	49*	35*	50		
Skal Labissiere ('15)	11	4	3		Y
Charles Matthews ('15)	47	57	62		Y
Jamal Murray ('15)	NA^	9	12		
Devin Booker ('14)	18	30	31	Y	Y
Trey Lyles ('14)	7	8	8	Y	Y
Karl-Anthony Towns ('14)	6	11	11	Y	Y
Tyler Ulis ('14)	33	33	29	Y	Y
Aaron Harrison ('13)	9	7	6	Y	Y
Andrew Harrison ('13)	5	5	5	Y	Y
Dominique Hawkins ('13)	NR	NR	NR		
Dakari Johnson ('13)	7	9	17	Y	Y
Marcus Lee ('13)	25	19	24	Y	Y
Julius Randle ('13)	3	2	2	Y	Y
James Young ('13)	8	11	11	Y	Y
Derek Willis ('13)	NR	115	NR		
Archie Goodwin ('12)	15	14	14	Y	Y
Willie Cauley-Stein ('12)	40	40	48		
Julius Mays ('12)	NA#	NA#	NA#		
Nerlens Noel ('12)	1	2	1		Y
Alex Poythress ('12)	13	8	7	Y	Y
Twany Beckham ('11)	NA#	NA#	NA#		
Anthony Davis ('11)	1	2	1	Y	Y
Ryan Harrow ('11)	NA#	NA#	NA#		
M. Kidd-Gilchrist ('11)	4	3	6	Y	Y
Marquis Teague ('11)	8	5	8	Y	Y
Kyle Wiltjer ('11)	19	22	24	Y	Y
Terrence Jones ('10)	9	13	8	Y	Y
Enes Kanter ('10)	25	3	3		
Brandon Knight ('10)	4	6	6	Y	Y
Doron Lamb ('10)	29	21	28	Y	Y
Jarrod Polson ('10)	NA@	NA@	NA@		
Stacey Poole, Jr. ('10)	51	33	67		
Eloy Vargas ('10)	NA	NA	NA		
Eric Bledsoe ('09)	NR	23	37		
DeMarcus Cousins ('09)	4	2	3	Y	Y
Darnell Dodson ('09)	NA#	NA#	NA#		
Jon Hood ('09)	92	40	46		
Daniel Orton ('09)	13	22	17		Y
John Wall ('09)	5	1	2		Y
<b>Top-10 Players</b>	<b>18</b>	<b>21</b>	<b>17</b>		
<b>Top-15 Players</b>	<b>24</b>	<b>26</b>	<b>26</b>		
<b>Top-25 Players</b>	<b>33</b>	<b>35</b>	<b>32</b>		
<b>Top-50 Players</b>	<b>39</b>	<b>41</b>	<b>40</b>		
<b>McDonald's All-Americans</b>				<b>28</b>	
<b>Jordan Brand Classic All-Americans</b>					<b>30</b>

~ - final ranking in the 2017 class before early enrollment  
 \* - ranking according to the 2016 class  
 ^ - reclassified after final rankings were released  
 # - transfer  
 @ - joined team as walk-on





HONORS UNDER COACH CALIPARI

4

**SEC REGULAR-SEASON CHAMPIONSHIPS (2010, 2012, 2015, 2016)**

4

**FINAL FOURS (2011, 2012, 2014, 2015)**

4

**SEC TOURNAMENT CHAMPIONSHIPS (2010, 2011, 2015, 2016)**

2

**National Players of the Year John Wall (2010); Anthony Davis (2012)**

4

**No. 1 Draft Picks Derrick Rose (2008); John Wall (2010); Anthony Davis (2012); Karl-Anthony Towns (2015)**

2

**National Freshman Players of the Year John Wall (2010); Anthony Davis (2012)**

Collegiate Awards

Former Cal Players in the NBA

All-America Honors

D. Cousins (2010)	AP (1), NABC (2), USBWA (2), SN (2)
John Wall (2010)	AP (1), NABC (2), USBWA (2), SN (2)
Anthony Davis (2012)	AP (1), NABC (2), USBWA (2), SN (2)
M. Kidd-Gilchrist (2012)	AP (3), USBWA (2), NABC (3), SN (2)
Julius Randle (2014)	NABC (3)
W. Cauley-Stein (2015)	NABC (1), USBWA (1), SN (1)
K. Towns (2015)	SN (3)
Tyler Ulis (2016)	AP (1), SN (1), USBWA (2), NABC (2)

SEC Player of the Year

John Wall	2010 (Coaches/AP)
Anthony Davis	2012 (Coaches/AP)
Tyler Ulis	2016 (Coaches/AP)

SEC Defensive Player of the Year

Anthony Davis	2012 (Coaches)
Nerlens Noel	2013 (Coaches)
Willie Cauley-Stein	2015 (Coaches)
Tyler Ulis	2016 (Coaches)

SEC Freshman of the Year

DeMarcus Cousins	2010 (Coaches)
John Wall	2010 (AP)
Terrence Jones	2011 (Coaches/AP)
Anthony Davis	2012 (Coaches/AP)
Nerlens Noel	2013 (Coaches/AP)
Julius Randle	2014 (Coaches/AP)
Karl-Anthony Towns	2015 (Coaches/AP)

SEC Sixth Man of the Year

Darius Miller	2012 (Coaches)
Kyle Wiltjer	2013 (Coaches)
Devin Booker	2015 (Coaches)

CoSIDA Academic All-America

Alex Poythress (2nd)	2016
----------------------	------

All-SEC

D. Cousins (2010)	1st (Coaches/AP)
P. Patterson (2010)	1st (Coaches)/2nd (AP)
John Wall (2010)	1st (Coaches/AP)
Terrence Jones (2011)	1st (Coaches/AP)
Brandon Knight (2011)	1st (Coaches)/2nd (AP)
Anthony Davis (2012)	1st (Coaches/AP)
M. Kidd-Gilchrist (2012)	1st (Coaches/AP)
Terrence Jones (2012)	2nd (Coaches/AP)
Doron Lamb (2012)	2nd (Coaches)
Nerlens Noel (2013)	1st (Coaches/AP)
Julius Randle (2014)	1st (Coaches/AP)
James Young (2014)	2nd (Coaches)
Devin Booker (2015)	2nd (Coaches)
W. Cauley-Stein (2015)	1st (Coaches/AP)
Aaron Harrison (2015)	2nd (Coaches/AP)
K. Towns (2015)	1st (Coaches/AP)
Tyler Ulis (2016)	1st (Coaches/AP)
Jamal Murray (2016)	1st (Coaches/AP)

All-SEC Defensive Team

Patrick Patterson	2010
DeAndre Liggins	2011
Anthony Davis	2012
Michael Kidd-Gilchrist	2012
Nerlens Noel	2013
Willie Cauley-Stein	2013
Willie Cauley-Stein	2015
Tyler Ulis	2016

Coaches' All-SEC Freshman Team

Eric Bledsoe	2010
DeMarcus Cousins	2010
John Wall	2010
Brandon Knight	2011
Terrence Jones	2011
Doron Lamb	2011
Anthony Davis	2012
Michael Kidd-Gilchrist	2012
Willie Cauley-Stein	2013
Archie Goodwin	2013
Nerlens Noel	2013
Alex Poythress	2013
Julius Randle	2014
James Young	2014
Devin Booker	2015
Trey Lyles	2015
Karl-Anthony Towns	2015
Tyler Ulis	2015
Jamal Murray	2016

NCAA Final Four Team

Anthony Davis (MVP)	2012
Michael Kidd-Gilchrist	2012
Doron Lamb	2012
Julius Randle	2014
James Young	2014

NCAA Regional Tournament

DeMarcus Cousins	2010
John Wall	2010
Josh Harrellson	2011
Brandon Knight (MVP)	2011
DeAndre Liggins	2011
M. Kidd-Gilchrist (MVP)	2012
Anthony Davis	2012
Doron Lamb	2012
Aaron Harrison	2014
Marcus Lee	2014
Julius Randle (MVP)	2014
Willie Cauley-Stein	2015
Andrew Harrison	2015
K. Towns (MVP)	2015

SEC All-Tournament Team

John Wall	2010
Eric Bledsoe	2010
DeMarcus Cousins	2010
Darius Miller	2011
Brandon Knight	2011
Josh Harrellson	2011
Anthony Davis	2012
Terrence Jones	2012
Aaron Harrison	2014
Julius Randle	2014
Willie Cauley-Stein	2015
Aaron Harrison	2015
Andrew Harrison	2015
Jamal Murray	2016
Tyler Ulis	2016

SEC Tournament MVP

John Wall	2010
Darius Miller	2011
Willie Cauley-Stein	2015
Tyler Ulis	2016

NBA Player of the Year

Derrick Rose	2011
--------------	------

NBA Rookie of the Year

Karl-Anthony Towns	2016
Tyreke Evans	2010
Derrick Rose	2009

NBA Defensive Player of the Year

Marcus Camby	2007
--------------	------

NBA Cares Community Assist Award

John Wall	2016
-----------	------

All-NBA Team

DeMarcus Cousins (2nd)	2016
Anthony Davis (1st)	2015
DeMarcus Cousins (2nd)	2015
Derrick Rose (1st)	2012
Derrick Rose (1st)	2011

All-NBA Rookie Team

Karl-Anthony Towns (1st)	2016
Devin Booker (1st)	2016
Willie Cauley-Stein (2nd)	2016
Nerlens Noel (1st)	2015
Anthony Davis (1st)	2013
Michael Kidd-Gilchrist (2nd)	2013
Brandon Knight (1st)	2012
DeMarcus Cousins (1st)	2011
John Wall (1st)	2011
Eric Bledsoe (2nd)	2011
Tyreke Evans (1st)	2010
Derrick Rose (1st)	2010
Marcus Camby (1st)	1997

All-NBA Defensive Team

Anthony Davis (2nd)	2015
John Wall (2nd)	2015
Marcus Camby (1st)	2008
Marcus Camby (1st)	2007
Marcus Camby (2nd)	2006
Marcus Camby (2nd)	2005

NBA All-Star Team

DeMarcus Cousins	2017
Anthony Davis	2017
John Wall	2017
DeMarcus Cousins	2016
Anthony Davis	2016
John Wall	2016
DeMarcus Cousins	2015
Anthony Davis	2015
John Wall	2015
Anthony Davis	2014
John Wall	2014
Derrick Rose	2012
Derrick Rose	2011
Derrick Rose	2010

NBA All-Star Game MVP

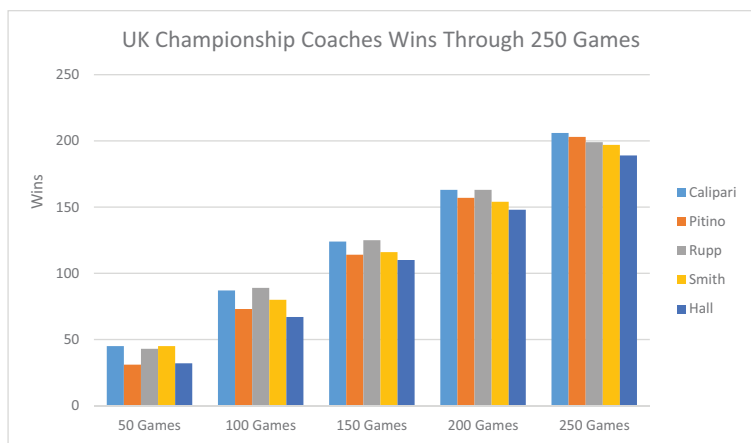
Anthony Davis	2017
---------------	------

NBA Rising Stars Challenge MVP

Jamal Murray	2017
John Wall	2011
Tyreke Evans	2010



# UK'S CHAMPIONSHIP COACHES THROUGH THEIR FIRST EIGHT SEASONS



Weeks as AP No. 1		Record as AP No. 1	
Calipari	36	Calipari	69-7
Hall	14	Hall	25-2
Pitino	6	Pitino	7-4
Smith	3	Smith	3-1
Rupp	N/A	Rupp	N/A

SEC Titles		
	Regular Season	Tournament
<b>Smith</b>	5 (98, 00, 01, 03, 05)	5 (98, 99, 01, 03, 04)
<b>*Calipari</b>	4 (10, 12, 15, 16)	4 (10, 11, 15, 16)
<b>Pitino</b>	2 (95, 96)	5 (92, 93, 94, 95, 97)
<b>Rupp</b>	3 (33, 35, 37)	2 (33, 37)
<b>Hall</b>	5 (73, 75, 77, 78, 80)	0

*\*Calipari is currently in his eighth season. Other numbers reflect conclusion of eighth season.*

## FINAL FOURS



Noteworthy			
	All-Americans	SEC POY	All-SEC
<b>*Calipari</b>	10	3	18
<b>Hall</b>	10	3	22
<b>Rupp</b>	9	0	0
<b>Pitino</b>	4	3	20
<b>Smith</b>	4	2	19

*\*Calipari is currently in his eighth season. Other numbers reflect conclusion of eighth season.*

## Achievements Under Calipari Never Achieved Before in History of Program ...

- 2** - National Players of the Year (John Wall, 2010; Anthony Davis, 2012)
- 3** - No. 1 NBA Draft Picks (Wall, 2010; Davis, 2012; Karl-Anthony Towns, 2015)
- 38** - NCAA victories, a single-season record achieved in 2012 and 2015
- 38-0** - start to the season in 2015, never before been achieved in NCAA history
- 6** - of eight teams ranked No. 1 at some point in the season
- 54** - consecutive home victories to begin UK coaching career
- 2** - National Freshmen of the Year (Wall, 2010; Davis, 2012)
- 2** - National Defensive Player of the Year (Davis, 2012; Willie Cauley-Stein, 2015)

### Career Winning Percentage

Rupp	.822
Calipari	.822
Pitino	.814
Smith	.760
Hall	.748

### Adolph Rupp (1931-72)

Appeared in his first Final Four in 1942, his 12th season. He's UK's all-time wins leader (876). In his career, he advanced to six Final Fours and won four National Championships.





A "players-first" coach with a penchant for helping people reach their dreams, John Calipari, a Naismith Memorial Basketball Hall of Famer, has guided six teams to the Final Four, led one to a national championship and helped 39 players get selected in the NBA Draft during his 24-year college coaching career.

Calipari guided Kentucky to its eighth national championship and his first national title in 2012. In becoming only the second coach in NCAA history to lead three different schools to the Final Four, he has racked up more than 600 victories, 17 NCAA Tournament appearances, six Final Fours and numerous national coach of the year honors.

In 2015, Coach Cal led college basketball's first ever 38-0 team, and became one of just three coaches to make four Final Fours in a five-year span. At the end of the season, Calipari became the 96th coach to join the Naismith Memorial Basketball Hall of Fame.

While building a program out of obscurity at Massachusetts, laying the foundation at Memphis and restoring luster at the sport's greatest program at Kentucky, he has totaled the second-most wins in NCAA history in the first 20 years of a college coaching career.

Quite honestly, though, Calipari's on-court success overshadows a much more significant picture.

In his goal to lead a players-first program, he has helped 39 players realize their dreams and guide them to NBA Draft selections, including a record five first-round draft picks in 2010. Two years later, six Wildcats heard their names called at the 2012 draft, the most in the two-round draft era. UK, with Calipari's help, would tie those six picks again in 2015, including a record-tying four lottery selections. His four No. 1 overall picks are twice as many as any other coach, and he's had 28 players drafted during his seven years at Kentucky, including 21 first-round picks.

Calipari's players have entered the league NBA-ready. He's coached an MVP, three All-NBA players, three Rookie of the Year winners, and 10 players from Calipari's first six teams at Kentucky have made the NBA All-Rookie teams.

Much like he did at UMass, where his players graduated at nearly 80 percent, Calipari has stressed academics. Fifteen of his last 18 seniors at Memphis earned their bachelor's degrees, and all 14 players at UK who were eligible to graduate by the end of their senior years walked away with a diploma in hand, including three players who earned their degree in just three years. In seven of the last 12 semesters, Calipari's teams have posted a combined team grade-point average of 3.0 or better.

His foundation, The Calipari Foundation, has raised millions of dollars to help the lives of those in need in the Commonwealth and across the country. In 2010, he used a telethon to raise more than \$1 million for victims of the devastating earthquake in Haiti, and he organized another one in 2012 for victims of Superstorm Sandy. A year after helping raise \$350,000 for charity during the inaugural UK alumni weekend, Calipari was the driving force behind the more than \$1 million that was donated to local and national organizations during the second annual alumni weekend, and then \$1.5 million in 2015.

With Rupp Arena under construction in 2016, Calipari held a celebrity softball game during the annual UK alumni weekend. That game, with the fantasy experience, raised approximately \$1.5 million for charity with matching funds, including more than \$450,000 that went to Louisiana flood relief efforts.

Author of five books, including the New York Times Best Seller "Players First: Coaching from the Inside Out," Calipari is a master of communication and maximizing talent. He lives by the motto that "it's never a matter of how far you have fallen, but instead it's about how high you bounce back."

## BIOGRAPHICAL INFORMATION

**Date of Birth:** Feb. 10, 1959 | **Wife:** Ellen  
**Children:** Erin Sue, Megan Rae, Bradley Vincent

### Education

Clarion State (1982)

### Head Coaching Experience

University of Massachusetts (1989-96)

New Jersey Nets (NBA) (1997-99)

University of Memphis (2001-09)

**University of Kentucky (2010-present)**

## COACHING AWARDS

- 2015 Naismith Memorial Basketball Hall of Fame Inductee
- 2015 AP National Coach of the Year
- 2015 Naismith National Coach of the Year
- 2015 NABC National Coach of the Year
- 2015 The Sporting News National Coach of the Year
- 2015 Adolph Rupp National Coach of the Year
- 2015 SEC Coach of the Year (AP/Coaches)
- 2015 USBWA District IV Coach of the Year
- 2012 Nell & John Wooden Coach of the Year Leadership Award
- 2012 Naismith National Coach of the Year Finalist
- 2012 SEC Coach of the Year (AP/Coaches)
- 2010 Adolph Rupp National Coach of the Year
- 2010 Naismith National Coach of the Year Finalist
- 2010 SEC Coach of the Year (AP)
- 2010 *Sporting News* SEC Coach of the Year
- 2010 Yahoo! Sports SEC Coach of the Year
- 2010 USBWA District IV Coach of the Year
- 2009 NABC National Co-Coach of the Year
- 2009 *Sports Illustrated* National Coach of the Year
- 2009 Phelan National Coach of the Year
- 2009 Iba National Coach of the Year Finalist
- 2009 C-USA Coach of the Year
- 2008 Naismith National Coach of the Year
- 2008 C-USA Coach of the Year
- 2008 Iba National Coach of the Year Finalist
- 2008 Phelan National Coach of the Year Finalist
- 2007 Phelan National Coach of the Year Finalist
- 2007 USBWA District IV Coach of the Year
- 2007 *Basketball Times* South Region Coach of the Year
- 2006 C-USA Coach of the Year
- 2004 NABC District 7 Coach of the Year
- 1996 Naismith National Coach of the Year
- 1996 NABC National Coach of the Year
- 1996 *The Sporting News* National Coach of the Year
- 1996 Atlantic 10 Coach of the Year
- 1995 Naismith National Coach of the Year Finalist
- 1994 Naismith National Coach of the Year Finalist
- 1994 Atlantic 10 Coach of the Year
- 1993 USBWA District I Coach of the Year
- 1993 Atlantic 10 Coach of the Year
- 1992 Eastern Basketball Coach of the Year





CAL IN CONFERENCE

SEC COACHES	CONFERENCE CHAMPIONSHIPS	Tournament Championships	Conference Coach of the Year
Avery Johnson, Alabama	0	0	0
Mike Anderson, Arkansas	1	1	1
Bruce Pearl, Auburn	7	2	7
Michael White, Florida	3	0	2
Mark Fox, Georgia	4	0	3
<b>John Calipari, Kentucky</b>	<b>14</b>	<b>13</b>	<b>9</b>
Johnny Jones, LSU	1	2	0
Kim Anderson, Missouri	6	4	2
Andy Kennedy, Ole Miss	0	1	2
Ben Howland, Mississippi State	7	5	3
Frank Martin, South Carolina	0	0	1
Rick Barnes, Tennessee	3	1	5
Billy Kennedy, Texas A&M	5	2	4
Bryce Drew, Vanderbilt	4	2	3
<b>TOTALS</b>	<b>55</b>	<b>33</b>	<b>42</b>

NCAA DIVISION I ACTIVE WINNINGEST COACHES

(On-Court By Percentage - Min. 10 yrs. at Division I level)

NO.	COACH/TEAM	YRS.	PCT.
1.	Mark Few/Gonzaga	17	.808
2.	Roy Williams/UNC	28	.789
3.	<b>John Calipari/Kentucky</b>	<b>24</b>	<b>.780</b>
4.	Mike Krzyzewski/Duke	41	.765
5.	Bill Self/Kansas	23	.759

\*numbers going into the 2016-17 season

SINCE 2005-06 ...

Since the 2005-06 season, John Calipari's on-court record ranks him as the winningest coach. Totals through Feb. 25, 2017.

COACH	RECORD
1. <b>John Calipari</b>	<b>378-66</b>
2. Bill Self	364-70
3. Mike Krzyzewski	344-82
4. Roy Williams	338-98
5. Mark Few	336-75

MISCELLANEOUS ON-COURT RECORDS

Overall On-Court Record:.....686-192 (.781)  
 March/April Record:.....145-41 (.780)  
 NCAA Record:.....48-16 (.750)  
 Record in Conference Games:.....317-93 (.773)  
 Record in Conference Tournament:.....50-12 (.806)

- Calipari owns the most single-season wins with 38, tying his own record (Memphis in '08 and UK in '12) in 2016 with 38 wins
- Calipari is one of two coaches (Roy Williams) in NCAA Division I history to have 400 or more wins in the first 16 years as a head coach. Calipari had 416 wins in his first 16 years
- Calipari is the winningest coach in NCAA Division I history for a five-year span with 173 victories (2008-12)
- Calipari is the first coach in NCAA Division I history to record five straight on-court 30-win seasons. Memphis hit the 30-win plateau from 2006-09
- Calipari is one of only two coaches (Rick Pitino) to lead three different schools to a Final Four
- Calipari is one of only three coaches (John Wooden, Mike Krzyzewski) to go to four Final Fours in five seasons
- Calipari started with a 54-0 record in Rupp Arena as head coach of the Wildcats
- Calipari has 28 players that have been chosen in the NBA Draft (21 first-round picks) over the last seven seasons
- Calipari has more wins (327) in a 10-year period (2006-15) than any other coach in college basketball history
- Calipari is the second-fastest Division I men's basketball coach to reach 200 victories at a single school, behind only LIU-Brooklyn's Claire Bee

CALIPARI VS. ALL OPPONENTS

Alabama.....	12-3	Furman.....	1-0	Mississippi Valley St.....	1-0	S. Louisiana.....	3-0
Albany.....	1-0	George Mason.....	1-0	Missouri.....	7-2	Southern Cal.....	2-0
Arizona.....	1-1	George Washington.....	8-9	Montana State.....	1-0	Southern Miss.....	15-4
Arizona State.....	2-1	Georgetown.....	2-1	Morehead State.....	2-0	Southwest Texas St.....	1-0
Arkansas.....	9-6	Georgia.....	13-2	Murray State.....	1-0	St. Bonaventure.....	17-1
Arkansas-Little Rock.....	3-0	Georgia Tech.....	1-1	Nevada.....	1-0	St. John's.....	1-0
Arkansas-Pine Bluff.....	1-0	Gonzaga.....	4-0	New Hampshire.....	5-0	St. Joseph's.....	15-5
Arkansas State.....	4-0	Grand Canyon.....	1-0	New Mexico.....	1-0	St. Mary's.....	1-0
Auburn.....	9-1	Hampton.....	1-0	New Orleans.....	1-0	St. Peter's.....	1-0
Austin Peay.....	6-1	Hartford.....	2-0	North Carolina.....	1-0	Stanford.....	3-2
Baylor.....	1-2	Harvard.....	1-0	North Carolina State.....	6-2	Stephen F. Austin.....	1-0
Belmont.....	2-0	Hofstra.....	1-0	North Carolina State.....	1-0	Stony Brook.....	1-0
Boise State.....	1-0	Holy Cross.....	4-1	North Texas.....	1-0	Syracuse.....	3-2
Boston.....	7-1	Houston.....	16-3	Northeastern.....	3-1	TCU.....	7-1
Boston College.....	2-0	Howard.....	1-0	Northern Kentucky.....	1-0	Temple.....	13-11
Bradley.....	1-0	Illinois.....	1-1	Northwestern State.....	1-0	Tennessee.....	14-7
Bucknell.....	1-0	Illinois State.....	1-0	Notre Dame.....	2-1	Tennessee Tech.....	1-0
Buffalo.....	2-0	Indiana.....	3-2	Oakland.....	1-0	Texas.....	2-2
BYU.....	1-0	Iowa.....	0-1	Ohio State.....	1-2	Texas A&M.....	6-2
Cal State Northridge.....	1-0	Iowa State.....	2-0	Oklahoma.....	5-1	Towson State.....	1-0
Canisius.....	1-0	Jackson State.....	2-0	Oklahoma State.....	0-2	Tulane.....	16-0
Central Conn. St.....	2-0	Kansas.....	3-5	Old Dominion.....	2-0	Tulsa.....	11-1
Charlotte.....	2-3	Kansas State.....	2-0	Ole Miss.....	13-4	UAB.....	14-3
Chattanooga.....	2-0	Keene State.....	1-0	Oral Roberts.....	1-0	UCF.....	5-0
Christian Brothers.....	2-0	Kentucky.....	2-4	Oregon State.....	1-0	UCLA.....	3-3
Cincinnati.....	6-7	La Salle.....	3-0	Pennsylvania.....	3-0	UNC Asheville.....	2-0
Cleveland State.....	4-0	Lafayette (Pa.).....	1-0	Penn State.....	4-4	UNC Greensboro.....	1-0
Coastal Carolina.....	1-0	Lamar.....	4-0	Pepperdine.....	1-0	UNC Wilmington.....	1-0
Colorado.....	1-1	LIU-Brooklyn.....	1-0	Pittsburgh.....	2-1	USF.....	10-1
Colorado State.....	0-1	Lipscomb.....	1-0	Portland.....	3-0	Utah.....	1-1
Columbia.....	1-0	Long Beach State.....	1-0	Princeton.....	2-0	UTEP.....	5-0
Connecticut.....	2-5	Louisiana Tech.....	1-1	Providence.....	3-1	UT Arlington.....	3-0
Coppin State.....	1-0	Louisville.....	14-7	Purdue.....	2-1	UT Martin.....	5-0
Cornell.....	1-0	Loyola.....	1-0	Radford.....	1-0	Valparaiso.....	1-0
Dartmouth.....	1-0	Lowell.....	2-1	Rhode Island.....	16-2	Vanderbilt.....	12-4
Dayton.....	1-0	LSU.....	10-2	Rice.....	4-0	Vermont.....	2-0
DePaul.....	4-2	Manhattan.....	2-0	Richmond.....	1-0	Wake Forest.....	2-1
Detroit.....	1-0	Marist.....	2-0	Rider.....	1-0	Washington.....	1-0
Drexel.....	2-0	Marquette.....	3-1	Robert Morris.....	1-1	West Virginia.....	12-7
Duke.....	1-2	Marshall.....	6-0	Rutgers.....	11-4	Western Kentucky.....	2-0
Duquesne.....	12-4	Maryland.....	5-3	Saint Louis.....	4-3	Wichita State.....	1-0
East Carolina.....	7-0	Massachusetts.....	1-0	Sam Houston State.....	1-0	Winthrop.....	2-0
East Tennessee State.....	3-0	Memphis.....	1-0	Samford.....	3-0	Wisconsin.....	1-1
Eastern Kentucky.....	3-0	Miami (Fla.).....	0-1	Santa Clara.....	1-0	Wofford.....	1-0
Eastern Michigan.....	2-0	Miami (Ohio).....	2-0	Savannah State.....	1-0	Wright State.....	1-0
Fairfield.....	1-0	Michigan.....	1-0	SMU.....	7-0	Xavier.....	2-2
Florida.....	15-6	Michigan State.....	2-1	South Carolina.....	13-2	Yale.....	1-0
Florida State.....	1-1	Middle Tennessee.....	3-0	South Connecticut.....	1-0		
Florida Tech.....	0-1	Milwaukee.....	1-0				
Fordham.....	5-0	Mississippi State.....	11-0				







CALIPARI ERA SINGLE-GAME RECORDS

**MOST POINTS**

Pts.	Player vs. Opponent	Date
47	Malik Monk vs. North Carolina	12-17-16
37	Malik Monk vs. GEORGIA	1-31-17
35	Jamal Murray vs. FLORIDA	2-6-16
35	Terrence Jones vs. AUBURN	1-11-11
34	Malik Monk at Ole Miss	12-29-16
33	Malik Monk vs. FLORIDA	2-25-17
33	Jamal Murray at Vanderbilt	2-27-16
33	Jamal Murray vs. Ohio State	12-19-15
32	Doron Lamb vs. WINTHROP	12-22-10
30	Tyler Ulis vs. Texas A&M	3-13-16
30	Brandon Knight vs. West Va.	3-19-11
29	Julius Randle vs. BELMONT	12-21-13
29	Terrence Jones vs. Oklahoma	11-22-10
29	Eric Bledsoe vs. E. Tennessee St.	3-18-10
28	Aaron Harrison vs. R. MORRIS	11-17-13
28	Archie Goodwin vs. MOREHEAD	11-21-12
28	Anthony Davis vs. VANDERBILT	2-25-12
27	Malik Monk vs. SOUTH CAROLINA	1-21-17
27	De'Aaron Fox vs. ARKANSAS	1-7-17
27	Tyler Ulis vs. Indiana	3-19-16
27	Tyler Ulis at South Carolina	2-13-16
27	Julius Randle vs. Michigan St.	11-12-13
27	Terrence Jones at LSU	1-28-12
27	Anthony Davis vs. ARKANSAS	1-17-12
27	Terrence Jones vs. Notre Dame	12-8-10
27	DeMarcus Cousins at S. Carolina	1-26-10
27	D. Cousins vs. S. HOUSTON ST.	11-19-09

**Active:** 47, Malik Monk vs. North Carolina, 12-17-16  
**SEC:** 37, Malik Monk vs. GEORGIA, 1-31-17  
**Postseason:** 30, Tyler Ulis vs. Texas A&M, 3-13-16  
**SEC Tourney:** 30, Tyler Ulis vs. Texas A&M, 3-13-16  
**NCAA Tourney:** 30, Brandon Knight vs. West Va., 3-19-11  
**Rupp Arena:** 37, Malik Monk vs. GEORGIA, 1-31-17  
**On the Road:** 34, Malik Monk at Ole Miss, 12-29-16  
**Neutral:** 47, Malik Monk vs. North Carolina, 12-17-16  
**SEC Road:** 34, Malik Monk at Ole Miss, 12-29-16  
**Ranked Opp.:** 47, Malik Monk vs. North Carolina, 12-17-16  
**Freshman:** 47, Malik Monk vs. North Carolina, 12-17-16  
**Sophomore:** 30, Tyler Ulis vs. Texas A&M, 3-13-16  
**Junior:** 25, Derek Willis vs. TENNESSEE, 2-18-16  
**Senior:** 25, Alex Poythress at Alabama, 1-19-16  
**Opener:** 25, Terrence Jones vs. E. TENN. ST., 11-12-10  
**SEC Opener:** 34, Malik Monk at Ole Miss, 12-29-16  
*\*In some cases, the most recent occurrence is listed*

**MOST POINTS IN AN SEC GAME**

Pts.	Player vs. Opponent	Date
37	Malik Monk vs. GEORGIA	1-31-17
35	Jamal Murray vs. FLORIDA	2-6-16
35	Terrence Jones vs. AUBURN	1-11-11
34	Malik Monk at Ole Miss	12-29-16
33	Malik Monk vs. FLORIDA	2-25-17
33	Jamal Murray at Vanderbilt	2-27-16
28	Jamal Murray vs. TENNESSEE	2-18-16
28	Anthony Davis vs. VANDERBILT	2-25-12
27	Malik Monk vs. SOUTH CAROLINA	1-21-17
27	De'Aaron Fox vs. ARKANSAS	1-7-17
27	Tyler Ulis at South Carolina	2-13-16
27	Terrence Jones at LSU	1-28-12
27	Anthony Davis vs. ARKANSAS	1-17-12
27	DeMarcus Cousins at S. Carolina	1-26-10
26	Malik Monk vs. TEXAS A&M	1-3-17
26	Jamal Murray at South Carolina	2-13-16
26	Aaron Harrison vs. OLE MISS	1-6-15
26	Andrew Harrison vs. TENNESSEE	1-18-14
26	James Young vs. MISSISSIPPI ST.	1-8-14
26	Kyle Wiltjer at Ole Miss	1-29-13
26	Brandon Knight at Arkansas	2-23-11

**MOST POINTS IN A HALF**

Pts.	Player vs. Opponent	Date
30	Malik Monk <sup>2</sup> vs. FLORIDA	2-25-17
27	Malik Monk <sup>2</sup> vs. North Carolina	12-17-16
27	Jamal Murray <sup>2</sup> vs. Ohio State	12-19-15
24	Malik Monk <sup>2</sup> at Ole Miss	12-29-16
23	Malik Monk <sup>2</sup> vs. GEORGIA	1-31-17
23	Julius Randle <sup>2</sup> vs. Michigan St.	11-12-13
22	Terrence Jones <sup>2</sup> vs. AUBURN	1-11-11
22	Eric Bledsoe <sup>2</sup> vs. MOREHEAD ST.	11-13-09
21	Jamal Murray <sup>2</sup> at Vanderbilt	2-27-16
21	Malik Monk <sup>2</sup> vs. North Carolina	12-17-16

1 - First Half; 2 - Second Half

**MOST POINTS OFF THE BENCH**

Pts.	Player vs. Opponent	Date
35	Terrence Jones vs. AUBURN	1-11-11
32	Doron Lamb vs. WINTHROP	12-22-10
26	Kyle Wiltjer at Ole Miss	1-29-13
24	Kyle Wiltjer vs. LOYOLA	12-22-11
24	Doron Lamb at North Carolina	12-4-10
23	Kyle Wiltjer vs. LIPSCOMB	12-15-12
23	Doron Lamb at Ole Miss	2-1-11
20	Doron Lamb vs. E. TENN. ST.	11-12-10

**MOST 3-POINTERS MADE**

3's	Player vs. Opponent	Date
8	Malik Monk vs. North Carolina	12-17-16
8	Jamal Murray vs. FLORIDA	2-6-16
8	Eric Bledsoe vs. E. Tenn. St.	3-18-10
7	Malik Monk vs. GEORGIA	1-31-17
7	Malik Monk vs. Michigan St.	11-15-16
7	Derek Willis vs. TENNESSEE	2-18-16
7	Jamal Murray vs. Ohio State	12-19-15
7	Kyle Wiltjer vs. LIPSCOMB	12-15-12
7	Kyle Wiltjer vs. LAFAYETTE	11-16-12
7	Doron Lamb vs. WINTHROP	12-22-10

**MOST FREE THROWS**

Fts	Player vs. Opponent	Date
14	Tyler Ulis at Arkansas	1-21-16
13	Julius Randle at Ole Miss	2-18-14
13	Julius Randle vs. BELMONT	12-21-13
12	Tyler Ulis at Tennessee	2-2-16
12	Dakari Johnson vs. UT ARL.	11-25-14
12	Archie Goodwin at Ole Miss	1-29-13
12	Archie Goodwin vs. MOREHEAD ST.	11-21-12
12	Anthony Davis vs. LOUISVILLE	12-31-11

**MOST REBOUNDS**

Rebs	Player vs. Opponent	Date
19	M. Kidd-Gilchrist vs. LOUISVILLE	12-31-11
18	Anthony Davis vs. CHATT.	12-17-11
18	D. Cousins vs. LOUISVILLE	1-2-10
18	Patrick Patterson vs. RIDER	11-21-09
18	D. Cousins vs. SAM HOUSTON ST.	11-19-09
17	Terrence Jones vs. Notre Dame	12-8-10
17	Terrence Jones at Washington	11-23-10
16	Weneny Gabriel vs. AUBURN	1-14-17
16	Julius Randle vs. LSU	3-14-14
16	Julius Randle vs. UNC ASHEVILLE	11-8-13
16	Nerlens Noel vs. BAYLOR	12-1-12
16	Anthony Davis vs. Kansas	4-2-12
16	Anthony Davis vs. LITTLE ROCK	1-3-12
15	Bam Adebayo vs. FLORIDA	2-25-17
15	Bam Adebayo at Missouri	2-21-17
15	Julius Randle vs. Kansas State	3-21-14
15	Julius Randle at South Carolina	3-1-14
15	Julius Randle vs. LSU	2-22-14
15	Julius Randle vs. CLEV. ST.	11-25-13
15	Julius Randle vs. R. MORRIS	11-17-13
15	Anthony Davis vs. ST. JOHN'S	12-1-11
15	Terrence Jones vs. UConn	4-2-11
15	DeMarcus Cousins vs. Tennessee	3-13-10

**Active:** 16, Weneny Gabriel vs. AUBURN, 1-14-17  
**SEC:** 16, Weneny Gabriel vs. AUBURN, 1-14-17  
**Postseason:** 16, Julius Randle vs. LSU, 3-14-14  
**SEC Tourney:** 16, Julius Randle vs. LSU, 3-14-14  
**NCAA Tourney:** 16, Anthony Davis vs. Kansas, 4-2-12  
**Rupp Arena:** 19, M. Kidd-Gilchrist vs. LOUISVILLE, 12-31-11  
**On the Road:** 17, Terrence Jones at Wash., 11-23-10  
**SEC Road:** 15, Bam Adebayo at Missouri, 2-21-17  
**Ranked Opp.:** 19, M. Kidd-Gilchrist vs. LOUISVILLE, 12-31-11  
**Freshman:** 19, M. Kidd-Gilchrist vs. LOUISVILLE, 12-31-11  
**Sophomore:** 14, Isaiah Briscoe at Tennessee, 1-24-17  
**Junior:** 18, Patrick Patterson vs. RIDER, 11-21-09  
**Senior:** 14, Josh Harrellson at Arkansas, 2-23-11  
**Opener:** 16, Julius Randle vs. UNC ASHEVILLE, 11-8-13  
**SEC Opener:** 12, W. Cauley-Stein vs. OLE MISS, 1-6-15  
*\*In some cases, the most recent occurrence is listed*

**MOST OFFENSIVE REBOUNDS**

Rebs	Player vs. Opponent	Date
9	W. Cauley-Stein vs. ARKANSAS	2-27-14
9	DeMarcus Cousins vs. OLE MISS	2-2-10
9	Patrick Patterson vs. RIDER	11-21-09
8	Bam Adebayo vs. UT MARTIN	11-25-16
8	D. Johnson vs. GRAND CANYON	11-14-14
8	D. Cousins vs. VANDERBILT	1-30-10
8	Patrick Patterson at Indiana	12-12-09
8	D. Cousins vs. S. HOUSTON ST.	11-19-09

**MOST DEFENSIVE REBOUNDS**

Rebs	Player vs. Opponent	Date
15	Terrence Jones vs. Notre Dame	12-8-10
14	DeMarcus Cousins vs. LOUISVILLE	1-2-10
13	Anthony Davis vs. LSU	3-9-12
13	M. Kidd-Gilchrist vs. LOUISVILLE	12-31-11
13	Anthony Davis vs. CHATT.	12-17-11
13	Terrence Jones vs. Washington	11-23-10
12	Karl-Anthony Towns vs. GEORGIA	2-3-15
12	Julius Randle vs. Kansas State	3-21-14
12	Anthony Davis vs. Kansas	4-2-12
12	Anthony Davis vs. Louisville	3-31-12
12	A. Davis vs. ARK.-LITTLE ROCK	1-3-12

**MOST ASSISTS**

Assts.	Player vs. Opponent	Date
16	John Wall vs. HARTFORD	12-29-09
14	Tyler Ulis vs. LSU	3-5-16
14	John Wall vs. UNC Asheville	11-30-09
12	De'Aaron Fox vs. SFA	11-11-16
12	Tyler Ulis at South Carolina	2-13-16
11	Isaiah Briscoe at Ole Miss	12-29-16
11	De'Aaron Fox vs. CLEVELAND ST.	11-23-16
11	Tyler Ulis at Florida	3-1-16
11	Tyler Ulis at Texas A&M	2-20-16
11	Tyler Ulis vs. FLORIDA	2-6-16
11	John Wall vs. E. Tenn. State	3-18-10
11	John Wall vs. RIDER	11-21-09

**Active:** 12, De'Aaron Fox vs. SFA, 11-11-16  
**SEC:** 14, Tyler Ulis vs. LSU, 3-5-16  
**Postseason:** 11, J. Wall vs. E. Tennessee State, 3-18-10  
**SEC Tourney:** 9, Andrew Harrison vs. Georgia, 3-15-14  
**NCAA Tourney:** 11, J. Wall vs. E. Tennessee St., 3-18-10  
**Rupp Arena:** 16, John Wall vs. HARTFORD, 12-29-09  
**On the Road:** 12, Tyler Ulis, at South Carolina, 2-13-16  
**SEC Road:** 12, Tyler Ulis, at South Carolina, 2-13-16  
**Ranked Opp.:** 12, Tyler Ulis, at South Carolina, 2-13-16  
**Freshman:** 16, John Wall vs. HARTFORD, 12-29-09  
**Sophomore:** 14, Tyler Ulis vs. LSU, 3-5-16  
**Junior:** 9, DeAndre Liggins vs. WINTHROP, 12-22-10  
**Senior:** 10, Julius Mays vs. LAFAYETTE, 11-16-12  
**Opener:** 12, De'Aaron Fox vs. SFA, 11-11-16  
**SEC Opener:** 11, Isaiah Briscoe at Ole Miss, 12-29-16  
*\*In some cases, the most recent occurrence is listed*

**MOST POINTS-REBOUNDS-ASSISTS**

P-R-A	Player vs. Opponent	Date
49 (47-0-2)	Malik Monk vs. UNC	12-17-16
47 (27-17-3)	T. Jones vs. Notre Dame	12-8-10
45 (29-13-3)	T. Jones vs. Oklahoma	11-22-10
45 (27-18-0)	D. Cousins vs. S. HOUSTON	11-19-09
44 (24-19-1)	M. Kidd-Gilchrist vs. LOUISVILLE	12-31-11
43 (33-9-2)	Jamal Murray at Vanderbilt	2-27-16
43 (35-8-0)	Terrence Jones vs. AUBURN	1-11-11
42 (33-4-5)	Malik Monk vs. FLORIDA	2-25-17
42 (23-11-8)	Isaiah Briscoe vs. GEORGIA	1-31-17
42 (35-6-1)	Jamal Murray vs. FLORIDA	2-6-16
41 (37-3-1)	Malik Monk vs. GEORGIA	1-31-17
41 (34-6-1)	Malik Monk at Ole Miss	12-29-16
41 (26-10-5)	J. Young vs. MISSISSIPPI STATE	1-8-14
41 (27-13-1)	J. Randle vs. Michigan State	11-12-13
41 (27-14-0)	A. Davis vs. ARKANSAS	1-17-12
40 (19-11-10)	Isaiah Briscoe at Ole Miss	12-29-16
40 (23-16-1)	J. Randle vs. UNC ASHEVILLE	11-8-13
40 (22-9-9)	A. Goodwin vs. LIU-BROOK	11-23-12

**MOST MINUTES WITHOUT A TURNOVER**

Mins.	Player vs. Opponent	Date
44	Darius Miller at Arkansas	2-23-11
41	Aaron Harrison vs. LSU	2-22-14
40	Tyler Ulis vs. Duke	11-17-15
40	Aaron Harrison vs. OLE MISS	1-6-15
40	Alex Poythress vs. MISSOURI	2-23-13
39	Nerlens Noel vs. TEXAS A&M	1-12-13
39	Ryan Harrow at Louisville	12-29-12
39	Anthony Davis vs. ALABAMA	1-21-12
39	M. Kidd-Gilchrist vs. LOUISVILLE	12-31-11
38	Aaron Harrison at LSU	1-28-14
38	P. Patterson vs. Mississippi State	3-14-10

**MOST BLOCKED SHOTS**

Blks.	Player vs. Opponent	Date
12	Nerlens Noel at Ole Miss	1-29-13
9	W. Cauley-Stein vs. BOISE STATE	12-10-13
9	Willie Cauley-Stein vs. Providence	12-1-13
8	Nerlens Noel at Alabama	1-22-13
8	Anthony Davis at South Carolina	2-4-12
8	Anthony Davis vs. ST. JOHN'S	12-1-11
7	K. Towns vs. VANDERBILT	1-20-15
7	W. Cauley-Stein vs. E. MICHIGAN	11-27-13
7	Willie Cauley-Stein vs. MISSOURI	2-23-13
7	Nerlens Noel at Auburn	1-19-13
7	Nerlens Noel vs. TEXAS A&M	1-12-13
7	Nerlens Noel vs. LIPSCOMB	12-15-12
7	Nerlens Noel vs. PORTLAND	12-8-12
7	A. Davis vs. Western Kentucky	3-15-12
7	Anthony Davis at Vanderbilt	2-11-12
7	Anthony Davis vs. TENNESSEE	1-31-12
7	Anthony Davis vs. ARKANSAS	1-17-12
7	A. Davis vs. SOUTH CAROLINA	1-7-12
7	Anthony Davis vs. Kansas	11-15-11

**Active:** 4, Bam Adebayo vs. UCLA, 11-3-16  
**SEC:** 12, Nerlens Noel at Ole Miss, 1-29-13  
**Postseason:** 7, A. Davis vs. Western Kentucky, 3-15-12  
**SEC Tourney:** 6, Anthony Davis vs. LSU, 3-11-12  
**NCAA Tourney:** 7, A. Davis vs. Western Kent., 3-15-12  
**Rupp Arena:** 9, W. Cauley-Stein vs. BOISE ST., 12-10-13  
**On the Road:** 12, Nerlens Noel at Ole Miss, 1-29-13  
**SEC Road:** 12, Nerlens Noel at Ole Miss, 1-29-13  
**Ranked Opp.:** 12, Nerlens Noel at Ole Miss, 1-29-13  
**Freshman:** 12, Nerlens Noel at Ole Miss, 1-29-13  
**Sophomore:** 9, W. Cauley-Stein vs. BOISE ST., 12-10-13  
**Junior:** 4, Willie Cauley-Stein vs. ARKANSAS, 2-28-15  
**Senior:** 6, Josh Harrellson vs. PENN., 1-3-11  
**Opener:** 5, Anthony Davis vs. MARIST, 11-11-11  
**SEC Opener:** 7, A. Davis vs. SOUTH CAROLINA, 1-7-12  
*\*In some cases, the most recent occurrence is listed*

**MOST STEALS**

Stls.	Player vs. Opponent	Date
6	Tyler Ulis vs. OLE MISS	1-2-16
6	Willie Cauley-Stein vs. GEORGIA	1-25-14
6	Nerlens Noel vs. BAYLOR	12-1-12
6	John Wall vs. UConn	12-9-09
6	John Wall vs. UNC Asheville	11-30-09
5	Malik Monk vs. UCLA	12-3-16
5	Aaron Harrison vs. ARKANSAS	2-28-15
5	Willie Cauley-Stein vs. Texas	12-5-14
5	DeAndre Liggins vs. TENNESSEE	2-8-11
5	Darius Miller at Portland	11-19-10

**Active:** 5, Malik Monk vs. UCLA, 12-3-16  
**SEC:** 6, Tyler Ulis vs. OLE MISS, 1-2-16  
**Postseason:** 5, John Wall vs. Mississippi State, 3-14-10  
**SEC Tourney:** 5, John Wall vs. Mississippi State, 3-14-10  
**NCAA Tourney:** 4, An. Harrison vs. W. Virginia, 3-26-15  
**Rupp Arena:** 6, Tyler Ulis vs. OLE MISS, 1-2-16  
**On the Road:** 5, Darius Miller at Portland, 11-19-10  
**SEC Road:** 3, Fox/Monk at Ole Miss, 12-29-16  
**Ranked Opp.:** 5, Malik Monk vs. UCLA, 12-3-16  
**Freshman:** 6, Nerlens Noel vs. BAYLOR, 12-1-12  
**Sophomore:** 6, Tyler Ulis vs. OLE MISS, 1-2-16  
**Junior:** 5, Willie Cauley-Stein vs. TEXAS, 12-5-14  
**Senior:** 4, Josh Harrellson vs. Princeton, 3-17-11  
**Opener:** 4, Aaron Harrison vs. UNC ASHEVILLE, 11-8-13  
**SEC Opener:** 6, Tyler Ulis vs. OLE MISS, 1-2-16  
*\*In some cases, the most recent occurrence is listed*

SEASON MILESTONES

**450 POINTS/225 REBOUNDS**

Player	Year	Pts	Reb
Julius Randle	2014	599	417
Anthony Davis	2012	567	415
Terrence Jones	2012	469	272
Michael Kidd-Gilchrist	2012	476	297
Terrence Jones	2011	595	336
DeMarcus Cousins	2010	575	376
Patrick Patterson	2010	544	283

**300 POINTS/100 ASSISTS**

Player	Year	Pts	Asst
De'Aaron Fox	2017	418	144
Isaiah Briscoe	2017	359	113
Isaiah Briscoe	2016	326	107
Tyler Ulis	2016	606	246
Andrew Harrison	2015	364	139
Andrew Harrison	2014	434	159
Marquis Teague	2012	401	





CALIPARI ERA TEAM SINGLE-GAME RECORDS

**MOST POINTS**

Pts.(Score)	Opp.	Date
115 (115-69)	vs. Arizona State	11-28-16
111 (111-76)	UT MARTIN	11-25-16
110 (110-75)	AUBURN	2-21-15
108 (108-58)	MARIST	11-11-11
105 (105-76)	UT ARLINGTON	11-19-13
104 (104-75)	LIU BROOKLYN	11-23-12
104 (104-61)	HARTFORD	12-29-09
103 (103-100)	vs. North Carolina	12-17-16
102 (102-90)	vs. Indiana	3-23-12
102 (102-92)	SAM HOUSTON ST.	11-19-09

**MOST POINTS IN A LOSS**

Pts.(Score)	Opp.	Date
92 (97-92)	UCLA	12-3-16
85 (85-87)	at Arkansas	1-14-14
84 (90-84)	at Kansas	1-30-16
82 (87-82)	at LSU	1-28-14
80 (82-80)	at Tennessee	1-24-17
77 (79-77)	at Texas A&M	2-20-16
77 (87-77)	at UCLA	12-3-15
77 (77-82)	at North Carolina	12-14-13
77 (77-80)	at Louisville	12-19-12
76 (76-77)	at Arkansas	2-23-11

**MOST POINTS IN A WIN OVER A RANKED TEAM**

Pts.(Score)	Opp.	Date
103 (103-100)	vs. North Carolina	12-17-16
102 (102-90)	vs. Indiana	3-23-12
87 (87-74)	at Ole Miss	1-29-13
85 (85-69)	SOUTH CAROLINA	1-21-17
85 (85-75)	OLE MISS	2-2-10
85 (85-72)	VANDERBILT	1-30-10
84 (84-67)	ARKANSAS	2-28-15
84 (84-70)	NORTH CAROLINA	12-13-14
82 (82-77)	vs. Texas A&M	3-13-16
82 (82-70)	vs. Baylor	3-25-12
78 (78-39)	vs. West Virginia	3-26-15
78 (78-63)	vs. Arkansas	3-15-15
78 (78-76)	vs. Wichita State	3-23-14
78 (78-58)	FLORIDA	2-7-12
78 (78-63)	at Louisville	12-31-10

**MOST PTS. AT NEUTRAL SITE**

Pts.(Score)	Opp.	Date
115 (115-69)	vs. Arizona State	11-28-16
103 (103-100)	vs. North Carolina	12-17-16
102 (102-90)	vs. Indiana	3-23-12
100 (100-71)	vs. East Tennessee St.	3-18-10
96 (96-73)	vs. Hofstra	12-11-16
94 (94-57)	vs. UNC Asheville	11-30-09
93 (93-80)	vs. Georgia	3-12-16
91 (91-67)	vs. Auburn	3-14-15
90 (90-60)	vs. Wake Forest	3-20-10
87 (87-71)	vs. Iowa State	3-17-12

**MOST PTS. IN NCAA TOURNEY**

Pts.(Score)	Opp.	Date
102 (102-90)	vs. Indiana	3-23-12
100 (100-71)	vs. East Tennessee St.	3-18-10
90 (90-60)	vs. Wake Forest	3-20-10
87 (87-71)	vs. Iowa State	3-17-12
85 (85-57)	vs. Stony Brook	3-17-16
82 (82-70)	vs. Baylor	3-25-12
81 (81-66)	vs. Western Kentucky	3-15-12
79 (79-56)	vs. Hampton	3-19-15
78 (78-39)	vs. West Virginia	3-26-15
78 (78-76)	vs. Wichita St.	3-23-14

**MOST PTS. IN SEC TOURNEY**

Pts.(Score)	Opp.	Date
93 (93-80)	vs. Georgia	3-12-16
91 (91-67)	vs. Auburn	3-14-15
85 (85-59)	vs. Alabama	3-11-16
85 (85-67)	vs. LSU	3-14-14
82 (82-77)	vs. Texas A&M	3-13-16
78 (78-63)	vs. Arkansas	3-15-15
75 (75-66)	vs. Ole Miss	3-11-11
75 (75-74)	vs. Miss. State	3-14-10
74 (74-71)	vs. Florida	3-10-12
74 (74-45)	vs. Tennessee	3-13-10

**MOST PTS. IN RUPP ARENA WIN**

Pts.(Score)	Opp.	Date
111 (111-76)	UT MARTIN	11-25-16
110 (110-75)	AUBURN	2-21-15
108 (108-58)	MARIST	11-11-11
105 (105-76)	UT ARLINGTON	11-19-13
104 (104-75)	LIU BROOKLYN	11-23-12
104 (104-61)	HARTFORD	12-29-09
102 (102-92)	SAM HOUSTON ST.	11-19-09
101 (101-70)	CLEVELAND STATE	11-23-16
101 (101-49)	LAFAYETTE	11-16-12
101 (101-70)	ARKANSAS	1-23-10

**MOST PTS. IN ROAD GAME WIN**

Pts.(Score)	Opp.	Date
99 (99-76)	at Ole Miss	12-29-16
90 (90-73)	at Indiana	12-12-09
89 (89-62)	at South Carolina	2-13-16

89 (89-77)	at Florida	1-12-10
88 (88-81)	at Mississippi St.	1-17-17
88 (88-79)	at Florida	3-1-16
87 (87-81)	at Vanderbilt	1-10-17
87 (87-74)	at Ole Miss	1-29-13
86 (86-52)	at South Carolina	2-4-12

**MOST POINTS IN A HALF**

Pts.	Opp.	Date
63 <sup>2</sup>	UT ARLINGTON	11-19-13
63 <sup>1</sup>	MARIST	11-11-11
60 <sup>1</sup>	at Ole Miss	12-29-16
58 <sup>1</sup>	vs. Arizona State	11-28-16
58 <sup>2</sup>	UT MARTIN	11-25-16
58 <sup>2</sup>	AUBURN	2-21-15
57 <sup>2</sup>	vs. Arizona State	11-28-16
57 <sup>1</sup>	ARKANSAS	1-23-10
57 <sup>1</sup>	HARTFORD	12-29-09
56 <sup>2</sup>	ARKANSAS	1-7-17
56 <sup>1</sup>	vs. North Carolina	12-17-16
56 <sup>1</sup>	CLEVELAND STATE	11-23-16
56 <sup>1</sup>	DREXEL	12-21-09

<sup>1</sup> - First Half; <sup>2</sup> - Second Half

**FEWEST POINTS**

Pts.(Score)	Opp.	Date
48 (48-64)	vs. Vanderbilt	3-15-13
50 (50-64)	at Notre Dame	11-29-12
52 (52-69)	at Florida	2-12-13
54 (54-60)	vs. UConn	4-7-14
55 (55-48)	ALABAMA	3-4-14
55 (55-59)	at Alabama	1-22-13
55 (55-64)	BAYLOR	12-1-12
55 (55-56)	vs. UConn	4-2-11
56 (56-49)	vs. Kansas State	3-21-14
56 (56-46)	COLUMBIA	12-10-14

**FEWEST POINTS IN A WIN**

Pts.(Score)	Opp.	Date
55 (55-48)	ALABAMA	3-4-14
56 (56-49)	vs. Kansas State	3-21-14
56 (56-46)	COLUMBIA	12-10-14
57 (57-44)	at Georgia	1-24-12
58 (58-50)	at Louisville	12-27-14
58 (58-38)	PROVIDENCE	11-30-14
58 (58-43)	at South Carolina	1-24-14
58 (58-56)	at Vanderbilt	2-20-10
59 (59-57)	vs. Princeton	3-1-11
60 (60-58)	at Vanderbilt	1-10-13
60 (60-51)	vs. LSU	3-9-12

**FEWEST PTS. AT NEUTRAL SITE**

Pts.(Score)	Opp.	Date
48 (48-64)	vs. Vanderbilt	3-15-13
54 (54-60)	vs. UConn	4-7-14
55 (55-56)	vs. UConn	4-2-11
56 (56-49)	vs. Kansas State	3-21-14
59 (59-57)	vs. Princeton	3-17-11
60 (60-61)	vs. Florida	3-16-14
60 (60-51)	vs. LSU	3-9-12
62 (62-67)	vs. Baylor	12-6-13
62 (62-60)	vs. Ohio State	3-25-11
62 (62-45)	vs. Cornell	3-25-10
62 (62-52)	vs. Old Dominion	11-20-11

**FEWEST POINTS IN NCAA TOURNEY**

Pts.(Score)	Opp.	Date
54 (54-60)	vs. UConn	4-7-14
55 (55-56)	vs. UConn	4-2-11
56 (56-49)	vs. Kansas State	3-21-14
59 (59-57)	vs. Princeton	3-17-11
62 (62-60)	vs. Ohio State	3-25-11
62 (62-45)	vs. Cornell	3-25-10
64 (64-71)	vs. Wisconsin	4-4-15
64 (64-51)	vs. Cincinnati	3-21-15
66 (66-73)	vs. West Virginia	3-27-10
67 (67-73)	vs. Indiana	3-19-16
67 (67-59)	vs. Kansas	4-2-12

**FEWEST PTS. IN SEC TOURNEY**

Pts.(Score)	Opp.	Date
48 (48-64)	vs. Vanderbilt	3-15-13
60 (60-61)	vs. Florida	3-16-14
60 (60-51)	vs. LSU	3-9-12
64 (64-49)	vs. Florida	3-13-15
64 (64-71)	vs. Vanderbilt	3-11-12
70 (70-58)	vs. Georgia	3-15-14
70 (70-54)	vs. Florida	3-13-11
72 (72-58)	vs. Alabama	3-12-11
74 (74-71)	vs. Florida	3-10-12
74 (74-45)	vs. Tennessee	3-13-10

**FEWEST PTS. IN RUPP ARENA**

Pts.(Score)	Opp.	Date
55 (55-64)	BAYLOR	12-1-12
56 (56-46)	COLUMBIA	12-10-14
58 (58-38)	PROVIDENCE	11-30-14
61 (61-57)	FLORIDA	3-9-13

**FEWEST PTS. IN ROAD GAME**

Pts.(Score)	Opp.	Date
50 (50-64)	at Notre Dame	11-29-12
52 (52-69)	at Florida	2-12-13
55 (55-48)	at Alabama	3-4-14
55 (55-59)	at Alabama	1-22-13
57 (57-59)	at Robert Morris	3-19-13
57 (57-44)	at Georgia	1-24-12
58 (58-50)	at Louisville	12-27-14
58 (58-43)	at South Carolina	1-24-14
58 (58-88)	at Tennessee	2-16-13
58 (58-56)	at Vanderbilt	2-20-10

**FEWEST POINTS IN A HALF**

Pts.	Opp.	Date
19 <sup>2</sup>	at Georgia	1-24-12
21 <sup>1</sup>	vs. UConn	4-2-11
22 <sup>1</sup>	at Louisville	12-27-14
22 <sup>2</sup>	at Alabama	1-22-13
22 <sup>1</sup>	at Tennessee	3-6-11
23 <sup>1</sup>	COLUMBIA	12-10-14
23 <sup>2</sup>	vs. UConn	4-7-14
23 <sup>1</sup>	vs. Vanderbilt	3-15-13
23 <sup>2</sup>	vs. Maryland	11-9-12
23 <sup>1</sup>	vs. UConn	12-9-09

<sup>1</sup> - First Half; <sup>2</sup> - Second Half

**MOST FIELD GOALS**

FGs.	Opp.	Date
46	MARIST	11-11-11
44	vs. Arizona State	11-28-16
44	AUBURN	2-21-15
42	LIU-BROOKLYN	11-23-12
41	UT MARTIN	11-25-16
41	HARTFORD	12-29-09
40	vs. North Carolina	12-17-16
40	LAFAYETTE	11-16-12
38	CLEVELAND STATE	11-23-16
38	LSU	3-5-16
38	vs. Wake Forest	3-20-10

**FEWEST FIELD GOALS**

FGs.	Opp.	Date
14	at South Carolina	3-1-14
16	ALABAMA	3-4-14
17	LOUISVILLE	12-31-11
17	at Auburn	2-12-14
18	vs. LSU	3-9-12
18	vs. Vanderbilt	3-15-13
18	vs. Florida	3-16-14
18	vs. UConn	4-7-14
18	at Texas A&M	1-10-15
18	at South Carolina	1-24-15

**MOST FIELD-GOAL ATTEMPTS**

FGs.	Opp.	Date
84	vs. Arizona State	11-28-16
80	UCLA	12-3-16
77	ARKANSAS	1-23-10
76	ARKANSAS	2-27-14
75	MARIST	11-11-11
74	at Ole Miss	12-29-16
74	vs. North Carolina	12-17-16
74	UT MARTIN	11-25-16

**FEWEST FIELD-GOAL ATTEMPTS**

FGs.	Opp.	Date
39	at South Carolina	1-24-15
40	at Robert Morris	3-19-13
41	ALABAMA	1-31-15
41	TENNESSEE	1-31-12
42	FLORIDA	2-15-14
42	vs. Providence	12-1-13
42	vs. LSU	3-9-12
42	vs. Cleveland State	11-24-09

**MOST FREE THROWS**

FTs.	Opp.	Date
35	vs. Indiana	3-23-12
33	at South Carolina	3-1-14
32	LOUISVILLE	12-31-11
31	MOREHEAD STATE	11-21-12
31	INDIANA	12-11-10
30	vs. Auburn	3-14-15
30	UNC ASHEVILLE	11-8-13
30	vs. Baylor	3-25-12
29	ILLINOIS STATE	11-30-15
29	at North Carolina	12-14-13

**FEWEST FREE THROWS**

FTs.	Opp.	Date
4	vs. UConn	4-2-11
4	VANDERBILT	1-23-16
6	vs. Michigan	3-30-14
6	at Florida	2-12-13
6	at Alabama	1-22-13
6	vs. Princeton	3-17-11
7	at LSU	2-10-15
7	vs. UCLA	12-20-14
7	at Florida	3-4-12
7	at Georgia	1-24-12
7	vs. Wake Forest	3-20-10

**MOST FREE-THROW ATTEMPTS**

FTs.	Opp.	Date
48	UNC ASHEVILLE	11-8-13
46	ILLINOIS STATE	11-30-15
44	vs. Baylor	3-25-12
44	INDIANA	12-11-10
43	at North Carolina	12-14-13
43	LOUISVILLE	12-31-11
42	at South Carolina	3-1-14
41	vs. LSU	3-14-14
41	MOREHEAD STATE	



CALIPARI ERA TEAM SINGLE-GAME RECORDS

**MOST OFFENSIVE REBOUNDS**

Rebs.	Opp.	Date
26	ARKANSAS	2-27-14
24	GRAND CANYON	11-14-14
24	vs. West Virginia	3-27-10
22	NJIT	11-14-15
22	at Auburn	2-2-14
22	ARKANSAS	1-23-10
21	VALPARAISO	12-7-16
21	COLUMBIA	12-10-14
21	at South Carolina	3-1-14
21	BAYLOR	12-1-12
21	at Indiana	12-12-09

**FEWEST OFFENSIVE REBOUNDS**

Rebs.	Opp.	Date
3	at South Carolina	1-24-14
5	GEORGIA	2-3-15
5	ALABAMA	1-31-15
5	MISSISSIPPI STATE	2-15-11
5	GEORGIA	1-29-11

**MOST DEFENSIVE REBOUNDS**

Rebs.	Opp.	Date
39	vs. Arizona State	11-28-16
39	ROBERT MORRIS	11-17-13
39	EASTERN MICHIGAN	1-2-13
38	vs. Hampton	3-19-15
38	EASTERN KENTUCKY	12-7-14
38	vs. Cleveland State	11-24-09
37	at Texas A&M	1-10-15
37	LOUISVILLE	12-31-11
37	ARKANSAS	1-23-10
36	vs. FLORIDA	2-25-17
36	at Florida	3-1-16
36	RADFORD	11-23-11
36	MARIST	11-11-11

**FEWEST DEFENSIVE REBOUNDS**

Rebs.	Opp.	Date
9	at Tennessee	2-16-13
13	NORTH CAROLINA	12-13-14
15	vs. Baylor	12-6-13
15	at Alabama	1-18-11
16	vs. Wisconsin	4-4-15
16	ALABAMA	1-31-15
16	TEXAS A&M	1-12-13
16	at Auburn	1-11-12
16	vs. UConn	11-24-10

**MOST ASSISTS**

Assts.	Opp.	Date
33	vs. Arizona State	11-28-16
30	HARTFORD	12-29-09
28	LIU-BROOKLYN	11-23-12
28	vs. UNC Asheville	11-30-09
25	CLEVELAND STATE	11-23-16
25	AUBURN	2-21-15
25	vs. UCLA	12-20-14
24	at Ole Miss	12-29-16
24	UT MARTIN	11-25-16
24	BOSTON	11-21-14
24	MARIST	11-11-11
24	vs. East Tennessee State	3-18-10

**FEWEST ASSISTS**

Assts.	Opp.	Date
5	LSU	2-22-14
6	VANDERBILT	3-1-11
7	at Florida	2-4-17
7	vs. Wisconsin	4-4-15
7	vs. Florida	3-13-15
7	ARKANSAS	2-27-14
7	at Auburn	2-12-14
7	BOISE STATE	12-10-13
7	vs. Vanderbilt	3-15-13
7	VANDERBILT	2-20-13
7	at Tennessee	1-14-12
7	vs. Washington	11-23-10

**MOST TURNOVERS**

Tos.	Opp.	Date
24	MOREHEAD STATE	11-13-09
23	SAM HOUSTON STATE	11-19-09
21	LOUISVILLE	12-31-11
21	vs. Old Dominion	11-20-11
21	NORTH CAROLINA	12-5-09
20	EASTERN MICHIGAN	11-27-13
20	ALBANY	11-13-15
20	vs. Cleveland State	11-24-09

**FEWEST TURNOVERS**

Tos.	Opp.	Date
3	at Georgia	3-3-15
3	at South Carolina	2-4-12
4	ALABAMA	2-23-16
4	COLUMBIA	12-10-14
4	vs. Wisconsin	4-5-14
4	PORTLAND	11-26-11
5	vs. Georgia	3-12-16
5	at Vanderbilt	2-27-16
5	ALABAMA	1-31-15

**MOST BLOCKS**

Blks.	Opp.	Date
18	ST. JOHN'S	12-1-11
15	vs. Stony Brook	3-17-16
14	at Georgia	3-3-10
13	vs. UCLA	12-20-14
13	at Ole Miss	1-29-13
13	ARKANSAS	1-17-12
13	vs. Kansas	11-15-11
13	MARIST	11-11-11

**FEWEST BLOCKS**

Blks.	Opp.	Date
1	at Vanderbilt	1-10-17
1	vs. Alabama	3-11-16
1	at LSU	1-5-16
1	WRIGHT STATE	11-20-15
1	ALABAMA	1-31-15
1	at Missouri	1-29-15
1	vs. Wisconsin	4-5-14
1	at Florida	3-8-14

**MOST STEALS**

Stls.	Opp.	Date
15	LAFAYETTE	11-16-12
13	OLE MISS	1-2-16
13	vs. UConn	12-9-09
12	STEPHEN F. AUSTIN	11-11-16
12	BOSTON	11-24-15
12	NORTH CAROLINA	12-13-14
12	PROVIDENCE	11-30-14
12	LIPSCOMB	12-15-12
12	PORTLAND	11-26-11
12	vs. Cornell	3-25-10
12	GEORGIA	1-9-10
12	vs. UNC Asheville	11-30-09

**FEWEST STEALS**

Stls.	Opp.	Date
0	vs. Baylor	12-6-13
1	vs. Michigan State	11-12-13
1	at Robert Morris	3-19-13
1	vs. West Virginia	3-19-11
1	FLORIDA	2-26-11

**MOST PERSONAL FOULS**

Fls.	Opp.	Date
33	at Kansas	1-30-16
31	at Arkansas	1-14-14
31	at North Carolina	12-14-13
29	at South Carolina	3-1-14
28	VANDERBILT	1-30-10
27	vs. Hofstra	12-11-16
27	at Florida	3-1-16
27	at UCLA	12-3-15
27	vs. West Virginia	3-27-10

**FEWEST PERSONAL FOULS**

Fls.	Opp.	Date
7	HARTFORD	12-29-09
8	MONTANA STATE	11-23-14
8	LAFAYETTE	11-16-12
8	vs. Florida	3-10-12
8	vs. Princeton	3-17-11
8	WINTHROP	12-22-10
8	DREXEL	12-21-09
8	vs. UNC Asheville	11-30-09

**HIGHEST FIELD-GOAL PCT.**

Pct.	Opp.	Date
.677	LIU-BROOKLYN	11-23-12
.647	AUBURN	2-21-15
.645	LAFAYETTE	11-16-12
.643	vs. Providence	12-1-13
.614	SOUTH CAROLINA	2-5-13
.613	MARIST	11-11-11
.603	vs. Wake Forest	3-20-10
.603	HARTFORD	12-29-09
.600	SAM HOUSTON STATE	11-19-09
.593	BOSTON	11-30-10

**LOWEST FIELD-GOAL PCT.**

Pct.	Opp.	Date
.269	at South Carolina	3-1-14
.281	at Texas A&M	1-10-15
.296	BAYLOR	12-1-12
.298	LOUISVILLE	12-31-11
.309	at Auburn	2-12-14
.327	ALABAMA	3-4-14
.339	vs. UConn	4-2-11
.342	ARKANSAS	2-27-14
.343	vs. West Virginia	3-27-10
.346	vs. Vanderbilt	3-15-13

**HIGHEST FREE-THROW PCT.**

Pct.	Opp.	Date
1.000	FLORIDA	2-7-12
1.000	AUSTIN PEAY	12-19-09
.958	TENNESSEE	1-18-14
.955	at Florida	2-7-15
.946	vs. Indiana	3-23-12
.923	at Mississippi State	2-25-15
.900	vs. Wisconsin	4-4-15

.900	at Ole Miss	2-18-14
.895	DREXEL	12-21-09
.889	at Alabama	1-17-15
.889	TENNESSEE	1-31-12

*min 10 attempts*

**LOWEST FREE-THROW PCT.**

Pct.	Opp.	Date
.333	vs. UConn	4-2-11
.391	EAST TENNESSEE ST.	11-12-10
.412	vs. Wake Forest	3-20-10
.435	at Vanderbilt	2-27-16
.471	PROVIDENCE	11-30-14
.478	at Louisville	12-29-12
.500	OLE MISS	1-2-16
.500	BOSTON	11-24-15
.500	vs. Georgia	3-15-14
.500	vs. Vanderbilt	3-15-13
.500	vs. Oklahoma	11-22-10

*min 10 attempts*

**HIGHEST 3-POINT PERCENTAGE**

Pct.	Opp.	Date
.700	at Florida	3-1-16
.692	DREXEL	12-21-09
.667	AUSTIN PEAY	12-19-09
.636	vs. Michigan	3-30-14
.625	BOSTON	11-30-10
.600	FLORIDA	2-6-16
.600	FLORIDA	2-7-12
.591	vs. Alabama	3-11-16
.583	vs. Arkansas	3-15-15
.583	at Florida	2-5-11

*min 10 attempts*

**LOWEST 3-POINT PERCENTAGE**

Pct.	Opp.	Date
.077	vs. Alabama	3-12-10
.083	TEXAS	12-5-14
.091	at Tennessee	2-27-10
.100	TENNESSEE	1-31-12
.111	at Vanderbilt	1-10-17
.118	COLUMBIA	12-10-14
.125	vs. LSU	3-9-12
.125	vs. West Virginia	3-27-10
.125	vs. Cornell	3-25-10
.143	GEORGIA	1-9-10
.143	LOUISVILLE	1-2-10

*min 10 attempts*

**HIGHEST REBOUND MARGIN**

Mg.	Opp.	Date
+31	NJIT	11-14-15
+30	GRAND CANYON	11-14-14
+28	NORTHERN KY.	11-10-13
+27	vs. Little Rock	1-3-12
+26	vs. Arizona State	11-28-16
+26	LOUISVILLE	12-31-11
+25	EASTERN KENTUCKY	12-9-15
+25	EASTERN MICHIGAN	1-2-13
+25	at Indiana	12-12-09
+24	SOUTH CAROLINA	2-14-15
+23	ROBERT MORRIS	11-17-13
+23	DREXEL	12-21-09

**LOWEST REBOUND MARGIN**

Mg.	Opp.	Date
-25	at Florida	2-4-17
-18	at Tennessee	2-16-13
-16	vs. Baylor	12-6-13
-16	vs. Maryland	11-9-12
-15	TENNESSEE	1-18-14
-14	at LSU	1-5-16
-12	vs. Wisconsin	4-4-15
-12	GEORGIA	2-3-15
-12	at South Carolina	1-24-14
-12	vs. Alabama	3-12-10
-11	at Kansas	1-30-16
-11	TEXAS	12-5-14

**VICTORY MARGINS**

Margin (Score)	Opponent	Date
+58 (86-28)	MONTANA STATE	11-13-14
+52 (101-49)	LAFAYETTE	11-16-12
+50 (108-58)	MARIST	11-11-11
+49 (86-37)	MISSOURI	1-13-15
+48 (92-44)	UT ARLINGTON	11-25-14
+48 (88-40)	RADFORD	11-23-11
+46 (115-69)	vs. Arizona State	11-28-16
+44 (88-44)	DREXEL	12-21-09
+42 (100-58)	TEXAS A&M	1-3-17
+43 (104-61)	HARTFORD	12-29-09
+40 (85-45)	GRAND CANYON	11-14-14
+39 (78-39)	vs. West Virginia	3-26-15
+39 (83-44)	vs. UCLA	12-20-14

**VICTORY MARGIN IN RUPP ARENA**

Margin (Score)	Opponent	Date
+58 (86-28)	MONTANA STATE	11-13-14
+52 (101-49)	LAFAYETTE	11-16-12
+50 (108-58)	MARIST	11-11-11
+49 (86-37)	MISSOURI	1-13-15

+48 (92-44)	UT ARLINGTON	11-25-14
+48 (88-40)	RADFORD	11-23-11
+44 (88-44)	DREXEL	12-21-09
+43 (104-61)	HARTFORD	12-29-09
+42 (100-58)	TEXAS A&M	1-3-17
+40 (85-45)	GRAND CANYON	11-14-14
+38 (87-49)	ROBERT MORRIS	11-17-13
+38 (88-50)	LIPSCOMB	12-15-12
+38 (82-44)	LSU	1-15-11

**VICTORY MARGIN IN SEC PLAY**

Margin (Score)	Opponent	Date
+49 (86-37)	MISSOURI	1-13-15
+42 (100-58)	TEXAS A&M	1-3-17
+38 (82-44)	LSU	1-15-11
+35 (110-75)	AUBURN	2-21-15
+34 (82-48)	GEORGIA	2-9-16
+34 (88-54)	MISSOURI	1-27-16
+34 (77-43)	SOUTH CAROLINA	2-14-15
+34 (86-52)	at South Carolina	2-4-12
+31 (90-59)	SOUTH CAROLINA	2-19-11
+31 (101-70)	ARKANSAS	1-23-10
+30 (43-36)	MISSISSIPPI STATE	2-27-13
+30 (79-49)	GEORGIA	3-1-12

**VICTORY MARGIN ON THE ROAD**

Margin (Score)	Opponent	Date
+34 (86-52)	at South Carolina	2-4-12
+31 (79-48)	at Portland	11-19-10
+27 (89-62)	at South Carolina	2-13-16
+26 (81-55)	at LSU	2-6-10



# De'Aaron FOX

0

Freshman • Guard • 6-3 • Houston  
Cypress Lakes • Undergraduate Studies

## BIO BLAST

- Did not play in the Florida game with a knee contusion
- One of 10 midseason finalists for the Bob Cousy Point Guard of the Year Award
- On Wooden Award Late Season Top 20 List
- Leads the SEC in assists per game (5.3)
- Has scored in double figures in 23 of 27 games he's played
- Four-time SEC Freshman of the Week (Nov. 21, Dec. 5, Dec. 19 and Jan. 9)
- Scored 14 of his 16 points in the final 4:36 of the win at UGA – eight of them on FTs
- Scored 21 points in the win at Mississippi State including a run of nine straight in the final three minutes of the game
- Recorded just the second triple-double in program history with 14 points, 11 rebounds and 10 assists vs. Arizona State
- Made his first 21 free throws of the year, the second best start by a freshman in UK history
- Tapped to the preseason Bob Cousy Award and Naismith Trophy watch lists
- Preseason All-SEC First Team selection (AP/Coaches)
- Twelve assists vs. SFA set the UK record for dimes in an opener, as well as anyone's UK debut (with assist records dating back to the 1971-72 season)

## SEASON AVERAGES

Games played	27
Minutes/game	29.5
Points/game	15.5
FG Pct	45.9
3FG Pct	17.3
FT Pct	72.3
Rebounds/game	4.2
Assists/game	5.3
Turnovers/game	2.3
Assist/turnover ratio	2.3
Steals/game	1.5
Blocks/game	0.2

## SEASON HIGHS

Points	27, vs. ARKANSAS (1/7/17)
FG Made	11, at Vanderbilt (1/10/17)
FG Attempts	21, vs. North Carolina (12/17/16)
3FG Made	2, at Tennessee (1/24/17)
3FG Attempts	4, vs. UCLA (12/03/16)
FT Made	9, twice, last at Florida (2/4/17)
FT Attempts	10, three times, last at Georgia (2/18/17)
Rebounds	11, vs. Arizona St. (11/28/16)
Assists	12, vs. SFA (11/11/16)
Steals	3, five times, last vs. LSU (2/8/17)
Blocks	1, five times, last vs. TENNESSEE (2/14/17)
Minutes	38, vs. KANSAS (1/28/17)

## CAREER HIGHS

Points	27, vs. ARKANSAS (1/7/17)
FG Made	11, at Vanderbilt (1/10/17)
FG Attempts	21, vs. North Carolina (12/17/16)
3FG Made	2, at Tennessee (1/24/17)
3FG Attempts	4, vs. UCLA (12/03/16)
FT Made	9, twice, last at Florida (2/4/17)
FT Attempts	10, three times, last at Georgia (2/18/17)
Rebounds	11, vs. Arizona St. (11/28/16)
Assists	12, vs. SFA (11/11/16)
Steals	3, five times, last vs. LSU (2/8/17)
Blocks	1, five times, last vs. TENNESSEE (2/14/17)
Minutes	38, vs. KANSAS (1/28/17)

## GAME-BY-GAME

Opponent	Date	gs	min	Total		3-Pointers		Free throws		Rebounds			pf	a	t/o	blk	stl	pts	avg		
				fg	fga	fga	pct	ft	fta	off	def	tot								avg	
STEPHEN F. AUSTIN	11/11/16	*	30	3-9	333	0-2	.000	6-6	1.000	2	2	4	4.0	3	12	3	0	3	12	12.0	
CANISIUS	11/13/16	*	33	6-13	462	0-3	.000	9-9	1.000	1	3	4	4.0	1	3	2	0	0	21	16.5	
vs #13/13 Michigan State	11/15/16	*	29	3-10	300	0-2	.000	6-6	1.000	0	4	4	4.0	2	6	3	1	1	12	15.0	
DUQUESNE	11/20/16	*	31	5-13	385	1-2	.500	5-8	.625	1	6	7	4.8	2	6	1	0	3	16	15.3	
CLEVELAND STATE	11/23/16	*	33	6-15	400	0-2	.000	4-7	.571	0	4	4	4.6	1	11	2	1	2	16	15.4	
UT-MARTIN	11/25/16	*	28	7-12	583	0-3	.000	2-4	.500	1	5	6	4.8	2	5	4	0	3	16	15.5	
vs Arizona State	11/28/16	*	31	6-9	667	1-1	1.000	1-2	.500	2	9	11	5.7	3	10	4	0	2	14	15.3	
#11/9 UCLA	12/03/16	*	34	8-20	400	1-4	.250	3-5	.600	0	2	2	5.3	4	9	2	0	1	20	15.9	
VALPO	12/07/16	*	29	3-9	333	0-1	.000	3-8	.375	1	6	7	5.4	1	5	1	1	2	9	15.1	
vs Hofstra	12/11/16	*	24	5-8	625	0-1	.000	5-5	1.000	0	5	5	5.4	3	2	2	0	0	15	15.1	
vs #7/6 North Carolina	12/17/16	*	35	9-21	429	0-2	.000	6-7	.857	0	4	4	5.3	1	10	2	0	2	24	15.9	
at #10/11 Louisville	12/21/16	*	34	7-15	467	1-3	.333	6-10	.600	0	2	2	5.0	3	3	4	0	2	21	16.3	
at Ole Miss	12/29/16	*	23	3-10	300	0-2	.000	1-3	.333	0	5	5	5.0	2	7	1	0	3	7	15.6	
TEXAS A&M	01/03/17	*	28	5-9	556	0-1	.000	5-8	.625	1	4	5	5.0	0	6	3	0	2	15	15.6	
ARKANSAS	01/07/17	*	36	10-16	625	0-2	.000	7-7	1.000	0	6	6	5.1	2	6	2	0	1	27	16.3	
at Vanderbilt	01/10/17	*	25	11-17	647	0-1	.000	0-0	.000	0	5	5	5.1	4	2	1	0	1	22	16.7	
AUBURN	01/14/17	*	27	6-11	545	1-2	.500	0-2	.000	1	3	4	5.0	5	5	1	0	1	13	16.5	
at Mississippi State	01/17/17	*	36	8-15	533	0-3	.000	5-9	.556	0	5	5	5.0	0	5	3	0	1	21	16.7	
#24/24 SOUTH CAROLINA	01/21/17	*	8	3-3	1,000	0-0	.000	0-1	.000	0	1	1	4.8	0	1	0	0	0	6	16.2	
at Tennessee	01/24/17	*	25	4-9	444	2-2	1.000	7-8	.875	0	0	0	4.6	4	4	2	1	2	17	16.2	
#2/1 KANSAS	01/28/17	*	38	5-12	417	0-2	.000	0-0	.000	0	2	2	4.4	3	2	5	0	2	10	15.9	
GEORGIA	01/31/17	dnp	-	-	-	-	-	-	-	-	-	-	-	-	-	-	-	-	-	-	
at #24/23 Florida	02/04/17	*	25	5-11	455	0-1	.000	9-10	.900	0	3	3	4.4	4	0	3	0	0	19	16.0	
LSU	02/07/17	*	33	7-13	538	1-2	.500	1-1	1.000	0	4	4	4.3	2	6	3	0	3	16	16.0	
at Alabama	02/11/17	*	30	3-12	250	0-2	.000	1-1	1.000	1	0	1	4.2	4	3	2	0	2	7	15.7	
TENNESSEE	02/14/17	*	32	5-13	385	0-2	.000	3-5	.600	0	3	3	4.2	5	6	0	1	2	13	15.6	
at Georgia	02/18/17	*	25	4-14	286	0-2	.000	8-10	.800	1	4	5	4.2	3	5	4	0	0	16	15.6	
at Mizzou	02/21/17	*	34	4-10	400	1-2	.500	4-6	.667	1	4	5	4.2	2	4	2	0	0	13	15.5	
#13/12 FLORIDA	02/25/17	dnp	-	-	-	-	-	-	-	-	-	-	-	-	-	-	-	-	-	-	
Totals			26	796	151-329	459	9-52	173	107-148	723	13	101	114	4.2	66	144	62	5	41	418	15.5

## SUPERLATIVES

Season Stats		Career Stats	
10+ points	23	10+ points	23
20+ points	7	20+ points	7
3+ assists	22	3+ assists	22
3+ steals	5	3+ steals	5
10+ rebounds	1	10+ rebounds	1
Double-doubles	4	Double-doubles	4
Dunks	13	Dunks	13

## CAREER STATS

Year	GP-GS	Min-Avg	FG-FGA	Pct	3FG-FGA	Pct	FT-FTA	Pct	Off-Def-Tot-Avg	PF-FO	Ast	TO	Blk	Stl	Pts	Avg
2016-17	27-26	796-29.5	151-329	.459	9-52	.173	107-148	.723	13-101-114-4.2	66-2	144	62	5	41	418	15.5
TOTAL	27-26	796-29.5	151-329	.459	9-52	.173	107-148	.723	13-101-114-4.2	66-2	144	62	5	41	418	15.5





# SACHA KILLEYA-JONES



Freshman • Forward • 6-10 • Chapel Hill, N.C.  
Virginia Episcopal • Communication

## BIO BLAST

- Missed the Georgia and Florida games with an illness
- Snared a career-high six rebounds while adding four points in a win over Arizona State
- Scored 12 points and hauled in four rebounds vs. UT Martin
- Grabbed three rebounds in his UK debut, and another four against Canisius
- One of five McDonald's All-Americans on the 2016-17 roster
- Posted 13 games with at least 20 points and 10 rebounds as a senior in high school
- Named the Virginia Player of the Year as a senior
- Youngest player on the 2016-17 roster
- Won a state title and two AAU national championships during his prep career
- An accomplished quarterback up until his sophomore season in which he gave up football to focus on basketball

## SEASON AVERAGES

Games played	15
Minutes/game	6.4
Points/game	2.7
FG Pct	58.6
3FG Pct	
FT Pct	40.0
Rebounds/game	2.1
Assists/game	0.1
Turnovers/game	0.5
Assist/turnover ratio	0.3
Steals/game	0.1
Blocks/game	0.7

## SEASON HIGHS

Points	12, vs. UT MARTIN (11/25/16)
FG Made	6, vs. UT MARTIN (11/25/16)
FG Attempts	8, vs. UT MARTIN (11/25/16)
3FG Made	
3FG Attempts	
FT Made	3, vs. CLEVELAND ST. (11/23/16)
FT Attempts	5, vs. CLEVELAND ST. (11/23/16)
Rebounds	6, vs. Arizona St. (11/28/16)
Assists	1, twice, last vs. ARKANSAS (1/7/17)
Steals	1, vs. Hofstra (12/11/16)
Blocks	2, three times, last vs. Hofstra (12/11/16)
Minutes	13, twice, last vs. UT MARTIN (11/25/16)

## CAREER HIGHS

Points	12, vs. UT MARTIN (11/25/16)
FG Made	6, vs. UT MARTIN (11/25/16)
FG Attempts	8, vs. UT MARTIN (11/25/16)
3FG Made	
3FG Attempts	
FT Made	3, vs. CLEVELAND ST. (11/23/16)
FT Attempts	5, vs. CLEVELAND ST. (11/23/16)
Rebounds	6, vs. Arizona St. (11/28/16)
Assists	1, twice, last vs. ARKANSAS (1/7/17)
Steals	1, vs. Hofstra (12/11/16)
Blocks	2, three times, last vs. Hofstra (12/11/16)
Minutes	13, twice, last vs. UT MARTIN (11/25/16)

## GAME-BY-GAME

Opponent	Date	gs	min	Total		3-Pointers		Free throws		Rebounds				pf	a	t/o	blk	stl	pts	avg
				fg-fga	pct	3fg-fga	pct	ft-fga	pct	off	def	tot	avg							
STEPHEN F. AUSTIN	11/11/16	9	0-1	.000	0-0	.000	0-0	.000	1	2	3	3.0	0	0	2	1	0	0	0	0.0
CANISIUS	11/13/16	7	1-1	1.000	0-0	.000	1-4	.250	1	3	4	3.5	1	0	0	1	0	3	1.5	
vs #13/13 Michigan State	11/15/16	4	0-1	.000	0-0	.000	0-2	.000	0	0	0	2.3	1	0	1	0	0	0	1.0	
DUQUESNE	11/20/16	13	3-5	.600	0-0	.000	0-0	.000	1	2	3	2.5	2	0	0	2	0	6	2.3	
CLEVELAND STATE	11/23/16	11	1-2	.500	0-0	.000	3-5	.600	0	2	2	2.4	0	0	1	0	1	0	5	2.8
UT-MARTIN	11/25/16	13	6-8	.750	0-0	.000	0-0	.000	1	3	4	2.7	3	0	1	1	0	12	4.3	
vs Arizona State	11/28/16	10	2-2	1.000	0-0	.000	0-0	.000	2	4	6	3.1	4	1	0	0	0	4	4.3	
#11/19 UCLA	12/03/16	dnp	-	-	-	-	-	-	-	-	-	-	-	-	-	-	-	-	-	-
VALPO	12/07/16	8	1-2	.500	0-0	.000	0-2	.000	2	1	3	3.1	1	0	2	2	0	2	4.0	
vs Hofstra	12/11/16	9	2-4	.500	0-0	.000	0-0	.000	2	0	2	3.0	3	0	0	2	1	4	4.0	
vs #7/6 North Carolina	12/17/16	1	0-0	.000	0-0	.000	0-0	.000	0	0	0	2.7	1	0	0	0	0	0	3.6	
at #10/11 Louisville	12/21/16	dnp	-	-	-	-	-	-	-	-	-	-	-	-	-	-	-	-	-	-
at Ole Miss	12/29/16	0	0-0	.000	0-0	.000	0-0	.000	0	0	0	2.5	0	0	0	0	0	0	3.3	
TEXAS A&M	01/03/17	6	1-3	.333	0-0	.000	0-0	.000	2	0	2	2.4	1	0	1	0	0	0	2	3.2
ARKANSAS	01/07/17	2	0-0	.000	0-0	.000	2-2	1.000	0	2	2	2.4	0	1	0	0	0	2	3.1	
at Vanderbilt	01/10/17	dnp	-	-	-	-	-	-	-	-	-	-	-	-	-	-	-	-	-	-
AUBURN	01/14/17	dnp	-	-	-	-	-	-	-	-	-	-	-	-	-	-	-	-	-	-
at Mississippi State	01/17/17	1	0-0	.000	0-0	.000	0-0	.000	0	0	0	2.2	2	0	0	0	0	0	2.9	
#24/24 SOUTH CAROLINA	01/21/17	2	0-0	.000	0-0	.000	0-0	.000	0	0	0	2.1	0	0	0	0	0	0	2.7	
at Tennessee	01/24/17	dnp	-	-	-	-	-	-	-	-	-	-	-	-	-	-	-	-	-	-
#2/1 KANSAS	01/28/17	dnp	-	-	-	-	-	-	-	-	-	-	-	-	-	-	-	-	-	-
GEORGIA	01/31/17	dnp	-	-	-	-	-	-	-	-	-	-	-	-	-	-	-	-	-	-
at #24/23 Florida	02/04/17	dnp	-	-	-	-	-	-	-	-	-	-	-	-	-	-	-	-	-	-
LSU	02/07/17	dnp	-	-	-	-	-	-	-	-	-	-	-	-	-	-	-	-	-	-
at Alabama	02/11/17	dnp	-	-	-	-	-	-	-	-	-	-	-	-	-	-	-	-	-	-
TENNESSEE	02/14/17	dnp	-	-	-	-	-	-	-	-	-	-	-	-	-	-	-	-	-	-
at Georgia	02/18/17	dnp	-	-	-	-	-	-	-	-	-	-	-	-	-	-	-	-	-	-
at Mizzou	02/21/17	dnp	-	-	-	-	-	-	-	-	-	-	-	-	-	-	-	-	-	-
#13/12 FLORIDA	02/25/17	dnp	-	-	-	-	-	-	-	-	-	-	-	-	-	-	-	-	-	-
Totals		0	96	17-29	.586	0-0	.000	6-15	.400	12	19	31	2.1	19	2	7	10	1	40	2.7

## SUPERLATIVES

Season Stats		Career Stats	
10+ points	1	10+ points	1
20+ points	-	20+ points	-
3+ blocks	-	3+ blocks	-
3+ steals	-	3+ steals	-
10+ rebounds	-	10+ rebounds	-
Double-doubles	-	Double-doubles	-
Dunks	4	Dunks	4

## CAREER STATS

Year	GP-GS	Min-Avg	FG-FGA	Pct	3FG-FGA	Pct	FT-FTA	Pct	Off-Def-Tot-Avg	PF-FO	Ast	TO	Blk	Stl	Pts	Avg
2016-17	15-0	96-6.4	17-29	.586	0-0	.000	6-15	.400	12-19-31-2.1	19-0	2	7	10	1	40	2.7
TOTAL	15-0	96-6.4	17-29	.586	0-0	.000	6-15	.400	12-19-31-2.1	19-0	2	7	10	1	40	2.7



# BAM ADEBAYO

# 3

Freshman • Forward • 6-10 • Little Washington, N.C.  
High Point Christian Acad. • Undergraduate Studies

## BIO BLAST

- SEC Freshman of the Week on Feb. 27
- Has reached double figures in scoring in 23 of 29 games
- Willed UK to victory at Missouri with 22 points and a career-high 15 rebounds, the first 20-15 game by a Wildcat since Julius Randle had 23 points and 15 rebounds on Nov. 8, 2013
- Dunked a remarkable 80 shots this season. Anthony Davis owns the Calipari record with 92
- Has five double-doubles this season, including in the last two games, tied for the most on the team
- Leads the team in rebounding at 7.7 boards per game and averaging 12.5 over the last four
- Recorded a career-high 25 points at Ole Miss on a career-high eight dunks
- Preseason All-SEC First Team (AP/Coaches)
- Named to the preseason Kareem Abdul-Jabbar and Naismith Trophy watch lists
- Tabbed a preseason second-team All-American by CBSSports.com and a third-team selection by College Basketball Talk
- North Carolina 2016 Gatorade High School Player of the Year
- Earned his nickname, "Bam," when he flipped a coffee table as a toddler while his mother was watching "The Flintstones"

## SEASON AVERAGES

Games played	29
Minutes/game	28.6
Points/game	13.2
FG Pct	60.8
3FG Pct	
FT Pct	63.4
Rebounds/game	7.7
Assists/game	0.7
Turnovers/game	1.7
Assist/turnover ratio	0.4
Steals/game	0.7
Blocks/game	1.6

## SEASON HIGHS

Points	25, at Ole Miss (12/29/16)
FG Made	12, at Ole Miss (12/29/16)
FG Attempts	19, at Ole Miss (12/29/16)
3FG Made	
3FG Attempts	
FT Made	10, twice, last at Missouri (2/21/17)
FT Attempts	13, three times, last at Missouri (2/21/17)
Rebounds	15, twice, last vs. FLORIDA (2/25/17)
Assists	3, vs. KANSAS (1/28/17)
Steals	4, at Florida (2/4/17)
Blocks	4, vs. UCLA (12/03/16)
Minutes	37, vs. KANSAS (1/28/17)

## CAREER HIGHS

Points	25, at Ole Miss (12/29/16)
FG Made	12, at Ole Miss (12/29/16)
FG Attempts	19, at Ole Miss (12/29/16)
3FG Made	
3FG Attempts	
FT Made	10, twice, last at Missouri (2/21/17)
FT Attempts	13, three times, last at Missouri (2/21/17)
Rebounds	15, twice, last vs. FLORIDA (2/25/17)
Assists	3, vs. KANSAS (1/28/17)
Steals	4, at Florida (2/4/17)
Blocks	4, vs. UCLA (12/03/16)
Minutes	37, vs. KANSAS (1/28/17)

## GAME-BY-GAME

Opponent	Date	gs	min	Total		3-Pointers		Free throws		Rebounds				pf	a	t/o	blk	stl	pts	avg	
				fg/fga	pct	3fg/fga	pct	ft/fta	pct	off	def	tot	avg								
STEPHEN F. AUSTIN	11/11/16	*	15	1-1	1.000	0-0	.000	3-7	.429	1	0	1	1.0	4	1	1	0	1	5	5.0	
CANISIUS	11/13/16	*	27	3-9	.333	0-0	.000	8-13	.615	6	5	11	6.0	2	2	0	3	0	14	9.5	
vs #13/13 Michigan State	11/15/16	*	26	2-3	.667	0-0	.000	2-3	.667	1	4	5	5.7	4	0	5	2	0	6	8.3	
DUQUESNE	11/20/16	*	24	5-8	.625	0-0	.000	2-3	.667	3	5	8	6.3	2	1	1	2	2	12	9.3	
CLEVELAND STATE	11/23/16	*	26	5-8	.625	0-0	.000	4-4	1.000	2	5	7	6.4	4	2	1	0	0	14	10.2	
UT-MARTIN	11/25/16	*	25	5-10	.500	0-0	.000	5-8	.625	8	4	12	7.3	0	0	1	1	0	15	11.0	
vs Arizona State	11/28/16	*	23	5-7	.714	0-0	.000	2-3	.667	5	4	9	7.6	1	2	0	3	0	12	11.1	
#11/9 UCLA	12/03/16	*	33	4-12	.333	0-0	.000	10-13	.769	7	6	13	8.3	3	0	0	4	0	18	12.0	
VALPO	12/07/16	*	29	5-9	.556	0-0	.000	6-8	.750	3	4	7	8.1	2	0	3	1	1	16	12.4	
vs Hofstra	12/11/16	*	25	7-10	.700	0-0	.000	0-1	.000	1	6	7	8.0	2	1	1	2	0	14	12.6	
vs #7/6 North Carolina	12/17/16	*	19	6-11	.545	0-0	.000	1-3	.333	4	3	7	7.9	5	1	0	0	0	13	12.6	
at #10/11 Louisville	12/21/16	*	35	5-6	.833	0-0	.000	1-6	.167	4	5	9	8.0	3	1	3	2	1	11	12.5	
at Ole Miss	12/29/16	*	34	12-19	.632	0-0	.000	1-4	.250	1	3	4	7.7	1	1	1	3	0	25	13.5	
TEXAS A&M	01/03/17	*	23	4-6	.667	0-0	.000	2-2	1.000	1	2	3	7.4	0	1	2	3	3	10	13.2	
ARKANSAS	01/07/17	*	33	3-5	.600	0-0	.000	5-10	.500	4	3	7	7.3	2	1	1	1	1	11	13.1	
at Vanderbilt	01/10/17	*	30	3-4	.750	0-0	.000	8-10	.800	3	4	7	7.3	4	0	1	0	0	14	13.1	
AUBURN	01/14/17	*	35	4-5	.800	0-0	.000	7-11	.636	2	6	8	7.4	2	0	3	3	0	15	13.2	
at Mississippi State	01/17/17	*	20	2-2	1.000	0-0	.000	1-2	.500	1	3	4	7.2	4	1	3	2	0	5	12.8	
#24/24 SOUTH CAROLINA	01/21/17	*	29	5-6	.833	0-0	.000	8-12	.667	2	1	3	6.9	4	1	1	0	2	18	13.1	
at Tennessee	01/24/17	*	34	7-8	.875	0-0	.000	7-8	.875	1	4	5	6.9	3	0	1	2	0	21	13.5	
#2/1 KANSAS	01/28/17	*	37	3-7	.429	0-0	.000	4-10	.400	4	4	8	6.9	4	3	4	1	2	10	13.3	
GEORGIA	01/31/17	*	22	4-6	.667	0-0	.000	4-6	.667	2	3	5	6.8	4	0	1	1	1	12	13.2	
at #24/23 Florida	02/04/17	*	33	4-10	.400	0-0	.000	1-5	.200	1	6	7	6.8	3	1	2	1	4	9	13.0	
LSU	02/07/17	*	24	2-3	.667	0-0	.000	4-6	.667	3	6	9	6.9	4	0	1	1	0	8	12.8	
at Alabama	02/11/17	*	28	5-9	.556	0-0	.000	4-4	1.000	3	4	7	6.9	5	0	2	2	0	14	12.9	
TENNESSEE	02/14/17	*	33	3-5	.600	0-0	.000	1-2	.500	5	7	12	7.1	2	0	3	1	0	7	12.7	
at Georgia	02/18/17	*	36	5-8	.625	0-0	.000	3-4	.750	2	6	8	7.1	2	1	3	2	1	13	12.7	
at Mizzou	02/21/17	*	35	6-9	.667	0-0	.000	10-13	.769	4	11	15	7.4	1	0	3	3	0	22	13.0	
#13/12 FLORIDA	02/25/17	*	35	7-11	.636	0-0	.000	4-5	.800	6	9	15	7.7	2	0	0	1	0	18	13.2	
<b>Totals</b>			<b>29</b>	<b>828</b>	<b>132-217</b>	<b>.608</b>	<b>0-0</b>	<b>.000</b>	<b>118-186</b>	<b>.634</b>	<b>90</b>	<b>133</b>	<b>223</b>	<b>7.7</b>	<b>79</b>	<b>21</b>	<b>48</b>	<b>47</b>	<b>19</b>	<b>382</b>	<b>13.2</b>

## SUPERLATIVES

Season Stats		Career Stats	
10+ points	23	10+ points	23
20+ points	3	20+ points	3
3+ blocks	7	3+ blocks	7
3+ steals	2	3+ steals	2
10+ rebounds	6	10+ rebounds	6
Double-doubles	5	Double-doubles	5
Dunks	80	Dunks	80

## CAREER STATS

Year	GP-GS	Min-Avg	FG-FGA	Pct	3FG-FGA	Pct	FT-FTA	Pct	Off-Def-Tot-Avg	PF-FO	Ast	TO	Blk	Stl	Pts	Avg
2016-17	29-29	828-28.6	132-217	.608	0-0	.000	118-186	.634	90-133-223-7.7	79-2	21	48	47	19	382	13.2
<b>TOTAL</b>	<b>29-29</b>	<b>828-28.6</b>	<b>132-217</b>	<b>.608</b>	<b>0-0</b>	<b>.000</b>	<b>118-186</b>	<b>.634</b>	<b>90-133-223-7.7</b>	<b>79-2</b>	<b>21</b>	<b>48</b>	<b>47</b>	<b>19</b>	<b>382</b>	<b>13.2</b>



# Hamidou DIALLO

4

Freshman • Guard • 6-5 • Queens, N.Y.  
Putnam Science Academy • Undergraduate Studies

## BIO BLAST

- Midyear enrollee who joined the team in January after graduating from Putnam Science Academy in Connecticut in May
- Top-10 prospect in the class of 2017 by many national pundits
- Ranked by 247 Sports as No. 9 overall player, while ESPN lists him at No. 11
- No. 1 shooting guard by both 247 Sports and Scout
- During his final season at Putnam the Mustangs went 38-3 overall and made an appearance in the state semifinals
- Two-time all-state honoree and averaged 19.0 points, 6.0 rebounds and 3.0 assists in his senior season
- Averaged 17.0 points and 4.0 rebounds as a junior
- Named MVP of the Hoophall Classic and the Dematha Classic
- Key member of the USA Men's U18 National Team that won gold at the 2016 FIBA Americas U18 Championship in Chile in July
- Averaged 7.6 points and 4.6 rebounds per game for Team USA
- Honor-roll student

## SEASON AVERAGES

Games played .....	
Minutes/game .....	
Points/game .....	
FG Pct .....	
FT Pct .....	
Rebounds/game .....	
Assists/game .....	
Turnovers/game .....	
Assist/turnover ratio .....	
Steals/game .....	
Blocks/game .....	

## GAME-BY-GAME

Has not yet played

## SEASON HIGHS

Points .....	
FG Made .....	
FG Attempts .....	
3FG Made .....	
3FG Attempts .....	
FT Made .....	
FT Attempts .....	
Rebounds .....	
Assists .....	
Steals .....	
Blocks .....	
Minutes .....	

## CAREER HIGHS

Points .....	
FG Made .....	
FG Attempts .....	
3FG Made .....	
3FG Attempts .....	
FT Made .....	
FT Attempts .....	
Rebounds .....	
Assists .....	
Steals .....	
Blocks .....	
Minutes .....	

## SUPERLATIVES

Season Stats		Career Stats	
10+ points	-	10+ points	-
20+ points	-	20+ points	-
3+ blocks	-	3+ blocks	-
3+ steals	-	3+ steals	-
10+ rebounds	-	10+ rebounds	-
Double-doubles	-	Double-doubles	-
Dunks	-	Dunks	-

## CAREER STATS

--	--



# MALIK MONK

# 5

Freshman • Guard • 6-3 • Lepanto, Ark.  
Bentonville • Undergraduate Studies



## SEASON AVERAGES

Games played	29
Minutes/game	32.1
Points/game	21.5
FG Pct	47.3
3FG Pct	41.9
FT Pct	83.5
Rebounds/game	2.5
Assists/game	2.4
Turnovers/game	2.2
Assist/turnover ratio	1.1
Steals/game	1.1
Blocks/game	0.4

## SEASON HIGHS

Points	47, vs. North Carolina (12/17/16)
FG Made	18, vs. North Carolina (12/17/16)
FG Attempts	28, vs. North Carolina (12/17/16)
3FG Made	8, vs. North Carolina (12/17/16)
3FG Attempts	13, at Tennessee (1/24/17)
FT Made	10, twice, last vs. FLORIDA (2/25/17)
FT Attempts	12, vs. GEORGIA (1/31/17)
Rebounds	8, vs. TENNESSEE (2/14/17)
Assists	7, vs. UT MARTIN (11/25/16)
Steals	5, vs. UCLA (12/03/16)
Blocks	3, vs. GEORGIA (1/31/17)
Minutes	44, vs. GEORGIA (1/31/17)

## CAREER HIGHS

Points	47, vs. North Carolina (12/17/16)
FG Made	18, vs. North Carolina (12/17/16)
FG Attempts	28, vs. North Carolina (12/17/16)
3FG Made	8, vs. North Carolina (12/17/16)
3FG Attempts	13, at Tennessee (1/24/17)
FT Made	10, twice, last vs. FLORIDA (2/25/17)
FT Attempts	12, vs. GEORGIA (1/31/17)
Rebounds	8, vs. TENNESSEE (2/14/17)
Assists	7, vs. UT MARTIN (11/25/16)
Steals	5, vs. UCLA (12/03/16)
Blocks	3, vs. GEORGIA (1/31/17)
Minutes	44, vs. GEORGIA (1/31/17)

## BIO BLAST

- SEC Player of the Week and USBWA National Player of the Week (Dec. 19)
- SEC Freshman of the Week (Nov. 21, Jan. 2 and Jan. 16)
- Leads the SEC in scoring with a 21.5 average. No Calipari-coached player has ever averaged more than 21.2 points for an entire year (Dajuan Wagner at Memphis in 2001-02)
- Has made 90 3-pointers in the first 29 games, one behind Jamal Murray (91) at the same point in the season when he went on to break the UK freshman record
- Scored in double figures in all 29 games this year and reached 20 or more in 16 of them
- Has scored 20 or more in 10 of the last 19 and 30-plus in four of those
  - First freshman in UK history to score 30 or more points in four games
  - At home vs. Florida he scored 33 points, including 30 of UK's 48 in the second half
  - His 30 second-half points were the most by a UK player in one half under Calipari
- Set the UK freshman single-game scoring record with 47 points vs. UNC on 18-of-22 shooting, including eight 3-pointers and the all-important go-ahead trey with seconds remaining. It's the most points any Calipari-coached player in college has ever scored
- Two games later scored 34, with five 3s, in the SEC opener at Ole Miss. It was the school record for most points by a freshman in a road game

## GAME-BY-GAME

Opponent	Date	gs	min	Total		3-Pointers		Free throws		Rebounds			pf	a	t/o	blk	stl	pts	avg		
				fg	fga	pct	3fg	3fga	ft	fta	pct	off								def	tot
STEPHEN F. AUSTIN	11/11/16	*	20	4-14	286	1-6	167	1-1	1,000	0	0	0	0.0	3	1	1	1	10	10.0		
CANISIUS	11/13/16	*	32	5-11	455	2-6	333	4-4	1,000	1	3	4	2.0	2	2	3	1	16	13.0		
vs #13/13 Michigan State	11/15/16	*	34	8-17	471	7-11	636	0-0	0.000	0	6	6	3.3	1	1	2	0	23	16.3		
DUQUESNE	11/20/16	*	18	6-12	500	2-8	250	0-0	0.000	0	2	2	3.0	2	0	1	1	0	14	15.8	
CLEVELAND STATE	11/23/16	*	30	8-12	667	4-6	667	3-5	600	0	3	3	3.0	1	4	3	0	2	23	17.2	
UT-MARTIN	11/25/16	*	29	10-17	588	2-8	250	4-4	1,000	0	2	2	2.8	2	7	2	0	1	26	18.7	
vs Arizona State	11/28/16	*	30	8-20	400	3-10	300	4-5	800	0	3	3	2.9	0	4	2	0	1	23	19.3	
#11/9 UCLA	12/03/16	*	36	10-19	526	4-8	500	0-0	0.000	2	1	3	2.9	3	0	2	0	5	24	19.9	
VALPO	12/07/16	*	22	6-13	462	1-5	200	2-2	1,000	1	1	2	2.8	2	1	2	0	0	15	19.3	
vs Hofstra	12/11/16	*	29	7-16	438	4-10	400	2-2	1,000	1	0	1	2.6	4	4	0	1	0	20	19.4	
vs #7/6 North Carolina	12/17/16	*	38	18-28	643	8-12	667	3-5	600	0	0	0	2.4	0	2	2	0	1	47	21.9	
at #10/11 Louisville	12/21/16	*	29	6-17	353	1-9	111	3-3	1,000	0	3	3	2.4	4	1	3	0	1	16	21.4	
at Ole Miss	12/29/16	*	35	11-16	688	5-7	714	7-8	875	2	4	6	2.7	2	1	1	0	3	34	22.4	
TEXAS A&M	01/03/17	*	24	8-11	727	5-7	714	5-5	1,000	0	1	1	2.6	1	0	1	0	1	26	22.6	
ARKANSAS	01/07/17	*	27	4-10	400	0-5	0.000	4-6	667	1	0	1	2.5	4	3	1	0	1	12	21.9	
at Vanderbilt	01/10/17	*	29	6-15	400	1-4	250	5-6	833	0	1	1	2.4	3	1	0	0	1	18	21.7	
AUBURN	01/14/17	*	36	8-14	571	4-8	500	4-4	1,000	0	1	1	2.3	0	6	1	1	0	24	21.8	
at Mississippi State	01/17/17	*	34	5-14	357	0-3	0.000	4-6	667	0	3	3	2.3	1	4	5	0	1	14	21.4	
#24/24 SOUTH CAROLINA	01/21/17	*	36	9-14	643	4-7	571	5-6	833	0	3	3	2.4	0	1	4	1	2	27	21.7	
at Tennessee	01/24/17	*	37	7-19	368	3-13	231	8-10	800	0	3	3	2.4	2	4	5	0	1	25	21.9	
#2/1 KANSAS	01/28/17	*	39	6-13	462	2-6	333	4-5	800	1	3	4	2.5	2	2	2	0	0	18	21.7	
GEORGIA	01/31/17	*	44	10-21	476	7-11	636	10-12	833	0	3	3	2.5	1	1	5	3	3	37	22.4	
at #24/23 Florida	02/04/17	*	34	4-14	286	3-7	429	0-0	0.000	0	0	0	2.4	4	2	1	1	0	11	21.9	
LSU	02/07/17	*	36	8-15	533	4-8	500	3-4	750	0	0	0	2.3	0	2	2	0	2	23	21.9	
at Alabama	02/11/17	*	33	6-15	400	2-6	333	3-4	750	0	1	1	2.2	3	1	0	1	2	17	21.7	
TENNESSEE	02/14/17	*	33	7-18	389	4-7	571	2-2	1,000	0	8	8	2.5	1	2	2	1	0	20	21.7	
at Georgia	02/18/17	*	36	3-11	273	1-5	200	9-11	818	0	2	2	2.4	1	5	1	0	3	16	21.4	
at Mizzou	02/21/17	*	38	4-12	333	1-5	200	2-2	1,000	0	3	3	2.5	3	3	0	0	0	11	21.1	
#13/12 FLORIDA	02/25/17	*	33	9-18	500	5-7	714	10-11	909	1	3	4	2.5	2	5	6	0	0	33	21.5	
Totals			29	931	211-446	.473	90-215	.419	111-133	.835	10	63	73	2.5	54	70	63	12	33	623	21.5

## SUPERLATIVES

Season Stats		Career Stats	
10+ points	29	10+ points	29
20+ points	16	20+ points	16
3+ assists	11	3+ assists	11
3+ steals	4	3+ steals	4
10+ rebounds	-	10+ rebounds	-
Double-doubles	-	Double-doubles	-
Dunks	21	Dunks	21

## CAREER STATS

Year	GP-GS	Min-Avg	FG-FGA	Pct	3FG-FGA	Pct	FT-FTA	Pct	Off-Def-Tot-Avg	PF-FO	Ast	TO	Blk	Stl	Pts	Avg
2016-17	29-29	931-32.1	211-446	.473	90-215	.419	111-133	.835	10-63-73-2.5	54-0	70	63	12	33	623	21.5
<b>TOTAL</b>	<b>29-29</b>	<b>931-32.1</b>	<b>211-446</b>	<b>.473</b>	<b>90-215</b>	<b>.419</b>	<b>111-133</b>	<b>.835</b>	<b>10-63-73-2.5</b>	<b>54-0</b>	<b>70</b>	<b>63</b>	<b>12</b>	<b>33</b>	<b>623</b>	<b>21.5</b>



# JONNY DAVID

# 10

Sophomore • Guard • 6-2 • Pittsburgh  
Mt. Lebanon • Kinesiology

## BIO BLAST

- Scored a career-high five points, making two free throws and a 3-pointer -- his first career field goal -- in two minutes against Texas A&M
- Made his 2016 debut in the final two minutes of the Canisius game
- Appeared in 11 games during his freshman campaign
- SEC Academic Honor Roll member as a freshman
- 1,000-point scorer in high school
- His father was a letterwinner at the University of Pittsburgh while head coach John Calipari was an assistant coach

## SEASON AVERAGES

Games played	7
Minutes/game	1.6
Points/game	0.7
FG Pct.	50.0
3FG Pct.	100.0
FT Pct.	50.0
Rebounds/game	
Assists/game	
Turnovers/game	0.4
Assist/turnover ratio	
Steals/game	
Blocks/game	

## SEASON HIGHS

Points	5, vs. TEXAS A&M (1/3/17)
FG Made	1, vs. TEXAS A&M (1/3/17)
FG Attempts	1, twice, last vs. TEXAS A&M (1/3/17)
3FG Made	1, vs. TEXAS A&M (1/3/17)
3FG Attempts	1, vs. TEXAS A&M (1/3/17)
FT Made	2, vs. TEXAS A&M (1/3/17)
FT Attempts	2, twice, last vs. TEXAS A&M (1/3/17)
Rebounds	
Assists	
Steals	
Blocks	
Minutes	3, vs. CLEVELAND ST. (11/23/16)

## CAREER HIGHS

Points	5, vs. TEXAS A&M (1/3/17)
FG Made	1, vs. TEXAS A&M (1/3/17)
FG Attempts	1, four times, last vs. TEXAS A&M (1/3/17)
3FG Made	1, vs. TEXAS A&M (1/3/17)
3FG Attempts	1, three times, last vs. TEXAS A&M (1/3/17)
FT Made	2, twice, last vs. TEXAS A&M (1/3/17)
FT Attempts	2, three times, last vs. TEXAS A&M (1/3/17)
Rebounds	
Assists	
Steals	
Blocks	
Minutes	3, vs. CLEVELAND ST. (11/23/16)

## GAME-BY-GAME

Opponent	Date	qs	min	Total		3-Pointers		Free throws		Rebounds			pf	a	t/o	blk	stl	pts	avg
				fg-fga	pct	3fg-fga	pct	ft-fa	pct	off	def	tot							
STEPHEN F. AUSTIN	11/11/16		dnp	-	-	-	-	-	-	-	-	-	-	-	-	-	-	-	-
CANISIUS	11/13/16	2	0-0	.000	0-0	.000	0-2	.000	0	0	0	0.0	0	0	0	0	0	0.0	
vs #13/13 Michigan State	11/15/16		dnp	-	-	-	-	-	-	-	-	-	-	-	-	-	-	-	
DUQUESNE	11/20/16	2	0-0	.000	0-0	.000	0-0	.000	0	0	0	0.0	0	0	2	0	0	0.0	
CLEVELAND STATE	11/23/16	3	0-1	.000	0-0	.000	0-0	.000	0	0	0	0.0	0	0	0	0	0	0.0	
UT-MARTIN	11/25/16	1	0-0	.000	0-0	.000	0-0	.000	0	0	0	0.0	0	0	1	0	0	0.0	
vs Arizona State	11/28/16	1	0-0	.000	0-0	.000	0-0	.000	0	0	0	0.0	0	0	0	0	0	0.0	
#11/9 UCLA	12/03/16		dnp	-	-	-	-	-	-	-	-	-	-	-	-	-	-	-	
VALPO	12/07/16		dnp	-	-	-	-	-	-	-	-	-	-	-	-	-	-	-	
vs Hofstra	12/11/16		dnp	-	-	-	-	-	-	-	-	-	-	-	-	-	-	-	
vs #7/6 North Carolina	12/17/16		dnp	-	-	-	-	-	-	-	-	-	-	-	-	-	-	-	
at #10/11 Louisville	12/21/16		dnp	-	-	-	-	-	-	-	-	-	-	-	-	-	-	-	
at Ole Miss	12/29/16		dnp	-	-	-	-	-	-	-	-	-	-	-	-	-	-	-	
TEXAS A&M	01/03/17	2	1-1	1.000	1-1	1.000	2-2	1.000	0	0	0	0.0	0	0	0	0	0	5 0.8	
ARKANSAS	01/07/17	0	0-0	.000	0-0	.000	0-0	.000	0	0	0	0.0	0	0	0	0	0	0.7	
at Vanderbilt	01/10/17		dnp	-	-	-	-	-	-	-	-	-	-	-	-	-	-	-	
AUBURN	01/14/17		dnp	-	-	-	-	-	-	-	-	-	-	-	-	-	-	-	
at Mississippi State	01/17/17		dnp	-	-	-	-	-	-	-	-	-	-	-	-	-	-	-	
#24/24 SOUTH CAROLINA	01/21/17		dnp	-	-	-	-	-	-	-	-	-	-	-	-	-	-	-	
at Tennessee	01/24/17		dnp	-	-	-	-	-	-	-	-	-	-	-	-	-	-	-	
#2/1 KANSAS	01/28/17		dnp	-	-	-	-	-	-	-	-	-	-	-	-	-	-	-	
GEORGIA	01/31/17		dnp	-	-	-	-	-	-	-	-	-	-	-	-	-	-	-	
at #24/23 Florida	02/04/17		dnp	-	-	-	-	-	-	-	-	-	-	-	-	-	-	-	
LSU	02/07/17		dnp	-	-	-	-	-	-	-	-	-	-	-	-	-	-	-	
at Alabama	02/11/17		dnp	-	-	-	-	-	-	-	-	-	-	-	-	-	-	-	
TENNESSEE	02/14/17		dnp	-	-	-	-	-	-	-	-	-	-	-	-	-	-	-	
at Georgia	02/18/17		dnp	-	-	-	-	-	-	-	-	-	-	-	-	-	-	-	
at Mizou	02/21/17		dnp	-	-	-	-	-	-	-	-	-	-	-	-	-	-	-	
#13/12 FLORIDA	02/25/17		dnp	-	-	-	-	-	-	-	-	-	-	-	-	-	-	-	
Totals		0	11	1-2	.500	1-1	1.000	2-4	.500	0	0	0	0.0	0	0	3	0	5 0.7	

## SUPERLATIVES

Season Stats		Career Stats	
10+ points	-	10+ points	-
20+ points	-	20+ points	-
3+ assists	-	3+ assists	-
3+ steals	-	3+ steals	-
10+ rebounds	-	10+ rebounds	-
Double-doubles	-	Double-doubles	-
Dunks	-	Dunks	-

## CAREER STATS

Year	GP-GS	Min-Avg	FG-FGA	Pct	3FG-FGA	Pct	FT-FTA	Pct	Off-Def-Tot-Avg	PF-FO	Ast	TO	Blk	Stl	Pts	Avg
2015-16	11-0	11-1.0	0-2	.00	0-2	.000	2-2	1.000	0-0-0-0.0	1-0	0	1	0	0	2	0.2
2016-17	7-0	11-1.6	1-2	.500	1-1	1.000	2-4	.500	0-0-0-0.0	0-0	0	3	0	0	5	0.7
TOTAL	18-0	22-1.2	1-4	.250	1-3	.333	4-6	.667	0-0-0-0.0	1-0	0	4	0	0	7	0.4



# MYCHAL MULDER

# 11

Senior • Guard • 6-4 • Windsor, Ontario  
Vincennes University • Communication

## BIO BLAST

- Made his first career start vs. Florida, scoring four points and blocking a shot
- Returned to the lineup at Florida after missing the previous four games due to illness
- Has played double-digit minutes in six of his last 10 appearances, scoring 12 points -- one shy of his career high -- vs. Auburn, and adding nine at Georgia
- Knocked down multiple 3-pointers in four consecutive appearances prior to Valpo and had hit at least one 3-pointer in five straight outings played prior to Hofstra
- Scored in double figures in three straight games for the first time in his career (Nov. 20-25)
- Has scored 133 points in 23 games this season after scoring 12 in 24 appearances last year
- Following his performance at Georgia, Coach Cal said of Mulder: "Mychal's playing as well as he's ever played in a Kentucky uniform right now"
- Junior College All-American who averaged 15.7 points and 6.4 rebounds while connecting on 46.3 percent of his field goals from 3-point range at Vincennes
- Well-rounded athlete who also competed in football and track and field in high school
- One of four players on the 2016-17 roster who were born outside of the United States
- Has a 44-inch vertical, the second-best mark on the team (behind Dominique Hawkins)

## SEASON AVERAGES

Games played	23
Minutes/game	11.7
Points/game	5.8
FG Pct	43.4
3FG Pct	39.0
FT Pct	100.0
Rebounds/game	1.8
Assists/game	0.3
Turnovers/game	0.5
Assist/turnover ratio	0.7
Steals/game	0.3
Blocks/game	0.2

## SEASON HIGHS

Points	13, twice, last vs. CLEVELAND ST. (11/23/16)
FG Made	5, twice, last vs. CLEVELAND ST. (11/23/16)
FG Attempts	11, vs. DUQUESNE (11/20/16)
3FG Made	4, vs. UT MARTIN (11/25/16)
3FG Attempts	8, vs. DUQUESNE (11/20/16)
FT Made	5, vs. AUBURN (1/14/16)
FT Attempts	5, vs. AUBURN (1/14/16)
Rebounds	7, vs. VALPO (12/07/16)
Assists	2, twice, last vs. AUBURN (1/14/16)
Steals	2, vs. UT MARTIN (11/25/16)
Blocks	1, five times, last vs. FLORIDA (2/25/17)
Minutes	22, vs. CLEVELAND ST. (11/23/16)

## CAREER HIGHS

Points	13, twice, last vs. CLEVELAND ST. (11/23/16)
FG Made	5, twice, last vs. CLEVELAND ST. (11/23/16)
FG Attempts	11, vs. DUQUESNE (11/20/16)
3FG Made	4, vs. UT MARTIN (11/25/16)
3FG Attempts	8, vs. DUQUESNE (11/20/16)
FT Made	5, vs. AUBURN (1/14/16)
FT Attempts	5, vs. AUBURN (1/14/16)
Rebounds	8, at LSU (1/5/16)
Assists	2, three times, last vs. AUBURN (1/14/16)
Steals	2, vs. UT MARTIN (11/25/16)
Blocks	1, five times, last vs. FLORIDA (2/25/17)
Minutes	22, vs. CLEVELAND ST. (11/23/16)

## GAME-BY-GAME

Opponent	Date	gs	min	Total		3-Pointers		Free throws		Rebounds			pf	a	t/o	blk	stl	pts	avg	
				fg	fga	fga	pct	ft	fta	off	def	tot								avg
STEPHEN F. AUSTIN	11/11/16	6	3-4	.750	2-3	.667	0-0	.000	0	0	0	0	0	1	0	0	0	0	8	8.0
CANISIUS	11/13/16	4	1-2	.500	1-2	.500	0-0	.000	0	0	0	0	0	1	0	0	0	1	3	5.5
vs #13/13 Michigan State	11/15/16	2	0-1	.000	0-1	.000	0-0	.000	0	0	0	0	0	0	0	0	0	0	0	3.7
DUQUESNE	11/20/16	20	5-11	.455	3-8	.375	0-0	.000	3	1	4	1.0	1	1	1	1	0	13	6.0	
CLEVELAND STATE	11/23/16	22	5-10	.500	3-7	.429	0-0	.000	2	0	2	1.2	1	0	2	1	0	13	7.4	
UT-MARTIN	11/25/16	15	4-5	.800	4-5	.800	0-0	.000	0	2	2	1.3	3	1	0	0	2	12	8.2	
vs Arizona State	11/28/16	11	2-8	.250	2-6	.333	0-0	.000	1	2	3	1.6	0	0	0	0	0	6	7.9	
#11/9 UCLA	12/03/16	dnp	-	-	-	-	-	-	-	-	-	-	-	-	-	-	-	-	-	-
VALPO	12/07/16	16	4-10	.400	1-5	.200	0-0	.000	4	3	7	2.3	1	2	0	1	0	9	8.0	
vs Hofstra	12/11/16	15	2-6	.333	0-2	.000	2-2	1.000	1	4	5	2.6	1	0	0	0	0	6	7.8	
vs #7/6 North Carolina	12/17/16	dnp	-	-	-	-	-	-	-	-	-	-	-	-	-	-	-	-	-	-
at #10/11 Louisville	12/21/16	9	2-4	.500	2-3	.667	0-0	.000	0	0	0	2.3	0	0	0	0	0	6	7.6	
at Ole Miss	12/29/16	13	1-3	.333	1-3	.333	0-0	.000	0	0	0	2.1	1	0	0	0	1	3	7.2	
TEXAS A&M	01/03/17	8	1-3	.333	1-3	.333	2-2	1.000	1	1	2	2.1	1	0	1	0	0	5	7.0	
ARKANSAS	01/07/17	9	2-3	.667	2-3	.667	0-0	.000	0	1	1	2.0	2	0	0	0	0	6	6.9	
at Vanderbilt	01/10/17	16	1-3	.333	0-2	.000	0-0	.000	0	2	2	2.0	2	0	1	0	0	2	6.6	
AUBURN	01/14/17	15	3-5	.600	1-3	.333	5-5	1.000	0	1	1	1.9	1	2	1	0	0	12	6.9	
at Mississippi State	01/17/17	5	0-1	.000	0-1	.000	0-0	.000	0	1	1	1.9	0	1	0	0	0	0	6.5	
#24/24 SOUTH CAROLINA	01/21/17	dnp	-	-	-	-	-	-	-	-	-	-	-	-	-	-	-	-	-	-
at Tennessee	01/24/17	dnp	-	-	-	-	-	-	-	-	-	-	-	-	-	-	-	-	-	-
#2/1 KANSAS	01/28/17	dnp	-	-	-	-	-	-	-	-	-	-	-	-	-	-	-	-	-	-
GEORGIA	01/31/17	dnp	-	-	-	-	-	-	-	-	-	-	-	-	-	-	-	-	-	-
at #24/23 Florida	02/04/17	16	3-6	.500	2-5	.400	0-0	.000	1	0	1	1.8	0	0	0	0	1	8	6.6	
LSU	02/07/17	5	0-2	.000	0-2	.000	0-0	.000	0	0	0	1.7	0	0	1	0	1	0	6.2	
at Alabama	02/11/17	11	1-3	.333	0-1	.000	0-0	.000	1	1	2	1.7	2	0	2	0	0	2	6.0	
TENNESSEE	02/14/17	8	1-3	.333	1-2	.500	0-0	.000	0	4	4	1.9	2	0	0	0	0	3	5.9	
at Georgia	02/18/17	14	3-6	.500	3-6	.500	0-0	.000	1	1	2	1.9	0	0	0	0	0	9	6.0	
at Mizzou	02/21/17	9	1-1	1.000	1-1	1.000	0-0	.000	0	2	2	1.9	1	0	0	0	1	3	5.9	
#13/12 FLORIDA	02/25/17	* 21	1-6	.167	0-3	.000	2-2	1.000	0	0	0	1.8	1	1	2	1	0	4	5.8	
Totals		1	270	46-106	.434	30-77	.390	11-11	1.000	15	26	41	1.8	22	8	11	5	7	133	5.8

## SUPERLATIVES

Season Stats		Career Stats	
10+ points	4	10+ points	4
20+ points	-	20+ points	-
3+ assists	-	3+ assists	-
3+ steals	-	3+ steals	-
10+ rebounds	-	10+ rebounds	-
Double-doubles	-	Double-doubles	-
Dunks	5	Dunks	5

## CAREER STATS

Year	GP-GS	Min-Avg	FG-FGA	Pct	3FG-FGA	Pct	FT-FTA	Pct	Off-Def-Tot-Avg	PF-FO	Ast	TO	Blk	Stl	Pts	Avg
2015-16	24-0	90-3.8	4-20	.200	2-12	.167	2-2	1.000	9-18-27-1.1	6-0	8	2	0	1	12	0.5
2016-17	23-1	270-11.7	46-106	.434	30-77	.390	11-11	1.000	15-26-41-1.8	22-0	8	11	5	7	133	5.8
TOTAL	47-1	360-7.7	50-126	.397	32-89	.360	13-13	1.000	24-44-68-1.4	28-0	16	13	5	8	145	3.1





# ISAIAH BRISCOE

# 13

Sophomore • Guard • 6-3 • Newark, N.J.  
Roselle Catholic • Undergraduate Studies

## BIO BLAST

- SEC Player of the Week (Jan. 2)
- Has notched a double-double in four SEC contests
- Recorded a career-high 23 points at Vanderbilt and again against Georgia
- Shooting 66.4 percent from the line this year, compared with 46 percent as a freshman
- Posted his first-career triple-double and just the third in school history at Ole Miss. Finished with 19 points, a career-high 11 assists and 10 rebounds
- Followed up his triple-double with a career 3-point-shooting night (3 of 3) in addition to a team-high seven assists against Texas A&M
- Solid all-around game vs. UNC with 10 points, seven rebounds and four assists. Calipari said of his game: "We don't win that game without him on the floor"
- Scored in double figures in 21 of 27 games he's played, leading UK in scoring the first two
- Has posted at least three assists in 12 of his last 14 games
- Preseason All-SEC Second Team (AP/Coaches)
- Led all UK guards a season ago with an average of 5.3 rebounds per game
- Averaged 32.2 minutes per game, ninth most in the SEC in 2015-16

## SEASON AVERAGES

Games played	27
Minutes/game	30.4
Points/game	13.3
FG Pct	47.5
3FG Pct	29.2
FT Pct	66.4
Rebounds/game	5.5
Assists/game	4.2
Turnovers/game	2.7
Assist/turnover ratio	1.5
Steals/game	0.8
Blocks/game	0.2

## SEASON HIGHS

Points	23, twice, last vs. GEORGIA (1/31/17)
FG Made	10, at Vanderbilt (1/10/17)
FG Attempts	18, twice, last at Vanderbilt (1/10/17)
3FG Made	3, vs. TEXAS A&M (1/3/17)
3FG Attempts	5, vs. UCLA (12/03/16)
FT Made	11, vs. GEORGIA (1/31/17)
FT Attempts	15, vs. GEORGIA (1/31/17)
Rebounds	14, at Tennessee (1/24/17)
Assists	11, at Ole Miss (12/29/16)
Steals	4, vs. DUQUESNE (11/20/16)
Blocks	1, five times, last at Missouri (2/21/17)
Minutes	45, vs. GEORGIA (1/31/17)

## CAREER HIGHS

Points	23, twice, last vs. GEORGIA (1/31/17)
FG Made	10, at Vanderbilt (1/10/17)
FG Attempts	18, twice, last at Vanderbilt (1/10/17)
3FG Made	3, vs. TEXAS A&M (1/3/17)
3FG Attempts	5, vs. UCLA (12/03/16)
FT Made	11, vs. GEORGIA (1/31/17)
FT Attempts	15, vs. GEORGIA (1/31/17)
Rebounds	14, at Tennessee (1/24/17)
Assists	11, at Ole Miss (12/29/16)
Steals	4, twice, last vs. DUQUESNE (11/20/16)
Blocks	1, 10 times, last at Missouri (2/21/17)
Minutes	45, vs. GEORGIA (1/31/17)

## GAME-BY-GAME

Opponent	Date	gs	min	Total		3-Pointers		Free throws		Rebounds					pts	avg					
				fg-fga	pct	3fg-fga	pct	ft-fa	pct	off	def	tot	av	pf			a	to	blk	stl	
STEPHEN F. AUSTIN	11/11/16	*	31	6-11	.545	1-3	.333	4-7	.571	0	1	1	1.0	2	1	4	0	1	17	17.0	
CANISIUS	11/13/16	*	32	9-13	.692	0-0	.000	3-4	.750	0	5	5	3.0	3	2	1	0	0	21	19.0	
vs #13/13 Michigan State	11/15/16	*	35	8-18	.444	0-3	.000	5-5	1.000	2	2	4	3.3	1	2	1	0	1	21	19.7	
DUQUESNE	11/20/16	*	17	4-10	.400	0-1	.000	5-6	.833	0	3	3	3.3	0	5	3	1	4	13	18.0	
CLEVELAND STATE	11/23/16	dnp	-	-	-	-	-	-	-	-	-	-	-	-	-	-	-	-	-	-	
UT-MARTIN	11/25/16	dnp	-	-	-	-	-	-	-	-	-	-	-	-	-	-	-	-	-	-	
vs Arizona State	11/28/16	*	25	7-9	.778	2-2	1.000	4-6	.667	1	3	4	3.4	3	7	1	0	3	20	18.4	
#11/9 UCLA	12/03/16	*	34	4-14	.286	0-5	.000	4-7	.571	1	3	4	3.5	4	3	0	0	0	12	17.3	
VALPO	12/07/16	*	24	4-7	.571	0-1	.000	2-3	.667	0	1	1	3.1	2	2	3	0	2	10	16.3	
vs Hofstra	12/11/16	*	32	8-11	.727	1-2	.500	2-5	.400	1	1	2	3.0	3	6	3	0	0	19	16.6	
vs #7/6 North Carolina	12/17/16	*	38	4-6	.667	1-1	1.000	1-2	.500	3	4	7	3.4	4	4	1	0	0	10	15.9	
at #10/11 Louisville	12/21/16	*	31	1-5	.200	0-0	.000	6-6	1.000	0	5	5	3.6	4	3	1	0	1	8	15.1	
at Ole Miss	12/29/16	*	36	6-14	.429	1-1	1.000	6-6	1.000	3	7	10	4.2	2	11	2	0	1	19	15.5	
TEXAS A&M	01/03/17	*	28	5-9	.556	3-3	1.000	0-0	.000	1	0	1	3.9	3	7	0	0	1	13	15.3	
ARKANSAS	01/07/17	*	36	4-11	.364	0-1	.000	7-9	.778	3	5	8	4.2	2	1	2	0	0	15	15.2	
at Vanderbilt	01/10/17	*	39	10-18	.556	0-1	.000	3-4	.750	2	5	7	4.4	0	5	1	0	0	23	15.8	
AUBURN	01/14/17	*	25	4-6	.667	2-2	1.000	0-4	.000	1	2	3	4.3	4	5	4	0	1	10	15.4	
at Mississippi State	01/17/17	*	31	4-14	.286	0-3	.000	4-4	1.000	2	2	4	4.3	4	3	2	0	2	12	15.2	
#24/24 SOUTH CAROLINA	01/21/17	*	29	0-2	.000	0-1	.000	0-0	.000	1	2	3	4.2	4	4	7	0	0	0	14.3	
at Tennessee	01/24/17	*	34	5-12	.417	1-2	.500	0-0	.000	3	11	14	4.8	2	5	2	0	1	11	14.1	
#2/1 KANSAS	01/28/17	*	26	4-9	.444	1-2	.500	3-4	.750	3	5	8	4.9	3	6	3	0	0	12	14.0	
GEORGIA	01/31/17	*	45	6-15	.400	0-2	.000	11-15	.733	4	7	11	5.3	3	8	6	0	0	23	14.5	
at #24/23 Florida	02/04/17	*	30	3-10	.300	0-1	.000	0-2	.000	1	2	3	5.1	2	3	4	0	0	6	14.0	
LSU	02/07/17	*	33	4-9	.444	1-3	.333	5-6	.833	1	5	6	5.2	1	3	3	0	1	14	14.0	
at Alabama	02/11/17	*	35	5-11	.455	0-1	.000	1-7	.143	1	10	11	5.4	1	4	4	0	1	11	13.9	
TENNESSEE	02/14/17	*	22	6-10	.600	0-2	.000	0-1	.000	1	3	4	5.4	3	6	1	1	2	12	13.8	
at Georgia	02/18/17	*	24	4-12	.333	0-3	.000	1-1	1.000	3	3	6	5.4	5	2	4	0	0	9	13.6	
at Mizzou	02/21/17	*	23	4-6	.667	0-2	.000	1-3	.333	3	2	5	5.4	5	3	6	1	0	9	13.5	
#13/12 FLORIDA	02/25/17	*	26	3-6	.500	0-0	.000	3-5	.600	1	7	8	5.5	4	2	2	0	0	9	13.3	
Totals			27	821	132-278	.475	14-48	292	81-122	.664	42	106	148	5.5	74	113	74	5	22	359	13.3

## SUPERLATIVES

Season Stats		Career Stats	
10+ points	21	10+ points	40
20+ points	5	20+ points	6
3+ assists	20	3+ assists	39
3+ steals	2	3+ steals	4
10+ rebounds	4	10+ rebounds	7
Double-doubles	4	Double-doubles	6
Dunks	1	Dunks	2

## CAREER STATS

Year	GP-GS	Min-Avg	FG-FGA	Pct	3FG-FGA	Pct	FT-FTA	Pct	Off-Def-Tot-Avg	PF-FO	Ast	TO	Blk	Stl	Pts	Avg
2015-16	34-33	1094-32.2	132-301	.439	5-37	.135	57-124	.460	49-132-181-5.3	96-2	107	66	5	35	326	9.6
2016-17	27-27	821-30.4	132-278	.475	14-48	.292	81-122	.664	42-106-148-5.5	74-2	113	74	5	22	359	13.3
TOTAL	61-60	1915-31.4	264-579	.456	19-85	.224	138-246	.561	91-238-329-5.4	170-4	220	140	10	57	685	11.2



# TAI WYNYARD

# 14

RS Freshman • Forward • 6-10 • Auckland, New Zealand  
Rangitoto College • Undergraduate Studies

## BIO BLAST

- Has made 15 appearances in his redshirt freshman campaign
- Played a career-high 12 minutes, taking the first steal of his career and adding a block against Georgia
- Scored two points with a rebound and a block in three minutes vs. Arizona State
- Efficient in his four minutes against Cleveland State, scoring four points and grabbing three rebounds
- Made the first basket of his career against Duquesne
- Redshirted after enrolling midyear during the 2015-16 season
- Played for the New Zealand National Team in the FIBA 3-on-3 World Championships for a second straight year this summer
- Was the most valuable player in the 3-on-3 tournament in 2015 when he lead New Zealand to a gold medal
- Was the youngest player to ever make the New Zealand National Team roster
- His father is a world-champion lumberjack who owns more than 150 individual world titles. Tai like his father, also enjoys competing in lumberjack competitions

## SEASON AVERAGES

Games played	15
Minutes/game	3.6
Points/game	0.7
FG Pct	83.3
3FG Pct	
FT Pct	33.3
Rebounds/game	0.9
Assists/game	0.1
Turnovers/game	0.1
Assist/turnover ratio	0.5
Steals/game	0.1
Blocks/game	0.2

## SEASON HIGHS

Points	4, vs. CLEVELAND ST. (11/23/16)
FG Made	2, vs. CLEVELAND ST. (11/23/16)
FG Attempts	2, vs. CLEVELAND ST. (11/23/16)
3FG Made	
3FG Attempts	
FT Made	1, at Mississippi St. (1/17/17)
FT Attempts	2, at Mississippi St. (1/17/17)
Rebounds	3, vs. CLEVELAND ST. (11/23/16)
Assists	1, vs. UT MARTIN (11/25/16)
Steals	1, vs. GEORGIA (1/31/17)
Blocks	1, three times, last vs. GEORGIA (1/31/17)
Minutes	12, vs. GEORGIA (1/31/17)

## CAREER HIGHS

Points	4, vs. CLEVELAND ST. (11/23/16)
FG Made	2, vs. CLEVELAND ST. (11/23/16)
FG Attempts	2, vs. CLEVELAND ST. (11/23/16)
3FG Made	
3FG Attempts	
FT Made	1, at Mississippi St. (1/17/17)
FT Attempts	2, at Mississippi St. (1/17/17)
Rebounds	3, vs. CLEVELAND ST. (11/23/16)
Assists	1, vs. UT MARTIN (11/25/16)
Steals	1, vs. GEORGIA (1/31/17)
Blocks	1, three times, last vs. GEORGIA (1/31/17)
Minutes	12, vs. GEORGIA (1/31/17)

## GAME-BY-GAME

Opponent	Date	gs	min	Total		3-Pointers		Free Throws		Rebounds				pf	a	t/o	blk	stl	pts	avg
				fg	fga	pct	3fg	3fga	pct	ft	fta	pct	off							
STEPHEN F. AUSTIN	11/11/16	2	0-0	.000	0-0	.000	0-0	.000	0	0	0	0	0	0	0	0	0	0	0	0.0
CANISIUS	11/13/16	3	0-0	.000	0-0	.000	0-0	.000	0	1	1	0.5	0	0	1	0	0	0	0	0.0
vs #13/13 Michigan State	11/15/16	2	0-0	.000	0-0	.000	0-0	.000	0	2	2	1.0	0	0	0	0	0	0	0	0.0
DUQUESNE	11/20/16	3	1-1	1.000	0-0	.000	0-0	.000	0	0	0	0.8	1	0	0	0	0	0	2	0.5
CLEVELAND STATE	11/23/16	4	2-2	1.000	0-0	.000	0-1	.000	1	2	3	1.2	0	0	0	0	0	4	1.2	
UT-MARTIN	11/25/16	3	0-1	.000	0-0	.000	0-0	.000	1	1	2	1.3	0	1	0	0	0	0	1.0	
vs Arizona State	11/28/16	3	1-1	1.000	0-0	.000	0-0	.000	1	0	1	1.3	0	0	0	1	0	2	1.1	
#11/9 UCLA	12/03/16	dnp	-	-	-	-	-	-	-	-	-	-	-	-	-	-	-	-	-	-
VALPO	12/07/16	dnp	-	-	-	-	-	-	-	-	-	-	-	-	-	-	-	-	-	-
vs Hofstra	12/11/16	dnp	-	-	-	-	-	-	-	-	-	-	-	-	-	-	-	-	-	-
vs #7/6 North Carolina	12/17/16	dnp	-	-	-	-	-	-	-	-	-	-	-	-	-	-	-	-	-	-
at #10/11 Louisville	12/21/16	dnp	-	-	-	-	-	-	-	-	-	-	-	-	-	-	-	-	-	-
at Ole Miss	12/29/16	2	0-0	.000	0-0	.000	0-0	.000	0	0	0	1.1	1	0	0	0	0	0	1.0	
TEXAS A&M	01/03/17	4	0-0	.000	0-0	.000	0-0	.000	0	0	0	1.0	2	0	0	0	0	0	0.9	
ARKANSAS	01/07/17	2	0-0	.000	0-0	.000	0-0	.000	0	0	0	0.9	0	0	0	0	0	0	0.8	
at Vanderbilt	01/10/17	dnp	-	-	-	-	-	-	-	-	-	-	-	-	-	-	-	-	-	-
AUBURN	01/14/17	dnp	-	-	-	-	-	-	-	-	-	-	-	-	-	-	-	-	-	-
at Mississippi State	01/17/17	5	0-0	.000	0-0	.000	1-2	.500	1	0	1	0.9	1	0	0	1	0	1	0.8	
#24/24 SOUTH CAROLINA	01/21/17	1	0-0	.000	0-0	.000	0-0	.000	0	0	0	0.8	0	0	0	0	0	0	0.8	
at Tennessee	01/24/17	dnp	-	-	-	-	-	-	-	-	-	-	-	-	-	-	-	-	-	-
#2/1 KANSAS	01/28/17	dnp	-	-	-	-	-	-	-	-	-	-	-	-	-	-	-	-	-	-
GEORGIA	01/31/17	12	0-0	.000	0-0	.000	0-0	.000	0	2	2	0.9	3	0	1	1	1	0	0.7	
at #24/23 Florida	02/04/17	7	1-1	1.000	0-0	.000	0-0	.000	1	0	1	0.9	2	0	0	0	0	2	0.8	
LSU	02/07/17	1	0-0	.000	0-0	.000	0-0	.000	0	0	0	0.9	0	0	0	0	0	0	0.7	
at Alabama	02/11/17	dnp	-	-	-	-	-	-	-	-	-	-	-	-	-	-	-	-	-	-
TENNESSEE	02/14/17	dnp	-	-	-	-	-	-	-	-	-	-	-	-	-	-	-	-	-	-
at Georgia	02/18/17	dnp	-	-	-	-	-	-	-	-	-	-	-	-	-	-	-	-	-	-
at Mizzou	02/21/17	dnp	-	-	-	-	-	-	-	-	-	-	-	-	-	-	-	-	-	-
#13/12 FLORIDA	02/25/17	dnp	-	-	-	-	-	-	-	-	-	-	-	-	-	-	-	-	-	-
Totals		0	54	5-6	.833	0-0	.000	1-3	.333	5	8	13	0.9	11	1	2	3	1	11	0.7

## SUPERLATIVES

Season Stats	Career Stats
10+ points	-
20+ points	-
3+ blocks	-
3+ steals	-
10+ rebounds	-
Double-doubles	-
Dunks	-

## CAREER STATS

Year	GP-GS	Min-Avg	FG-FGA	Pct	3FG-FGA	Pct	FT-FTA	Pct	Off-Def-Tot-Avg	PF-FO	Ast	TO	Blk	Stl	Pts	Avg
2016-17	15-0	54-3.6	5-6	.833	0-0	.000	1-3	.333	5-8-13-0.9	11-0	1	2	3	1	11	0.7
<b>TOTAL</b>	<b>15-0</b>	<b>54-3.6</b>	<b>5-6</b>	<b>.833</b>	<b>0-0</b>	<b>.000</b>	<b>1-3</b>	<b>.333</b>	<b>5-8-13-0.9</b>	<b>11-0</b>	<b>1</b>	<b>2</b>	<b>3</b>	<b>1</b>	<b>11</b>	<b>0.7</b>



# ISAAC HUMPHRIES

# 15

Sophomore • Forward • 7-0 • Sydney, Australia  
La Lumiere School • Communication

## BIO BLAST

- UK is 22-0 this season in games when he scores
- Made his first start of the season vs. Georgia, pulling down seven boards in that game
- Pulled down at least two rebounds in all but eight games this season
- Just missed out on his first career double-double with a career-high-tying nine points and nine rebounds in 11 minutes against Cleveland State
- Had nine points and a team-high eight rebounds against Stephen F. Austin
- Added a team-high and career-best three steals and led UK with three blocks vs. SFA
- Appeared in 22 games as a freshman and made one start
- Had a breakout game at Texas A&M with six points and a career-best 12 points
- Spent the offseason completely transforming his body and is down almost 15 pounds from when he reported as a freshman
- SEC Academic Honor roll member
- Attended a performing arts school while growing up in Australia

## SEASON AVERAGES

Games played	29
Minutes/game	8.8
Points/game	3.1
FG Pct	50.0
3FG Pct	
FT Pct	56.5
Rebounds/game	3.1
Assists/game	0.3
Turnovers/game	0.4
Assist/turnover ratio	0.6
Steals/game	0.2
Blocks/game	0.6

## SEASON HIGHS

Points	9, twice, last vs. CLEVELAND ST. (11/23/16)
FG Made	4, twice, last vs. CLEVELAND ST. (11/23/16)
FG Attempts	8, vs. SFA (11/11/16)
3FG Made	
3FG Attempts	
FT Made	2, four times, last vs. SOUTH CAROLINA (1/21/17)
FT Attempts	4, three times, last vs. ARKANSAS (1/7/17)
Rebounds	9, vs. CLEVELAND ST. (11/23/16)
Assists	2, vs. UCLA (12/03/16)
Steals	3, vs. SFA (11/11/16)
Blocks	3, vs. SFA (11/11/16)
Minutes	20, vs. North Carolina (12/17/16)

## CAREER HIGHS

Points	9, twice, last vs. CLEVELAND ST. (11/23/16)
FG Made	4, twice, last vs. CLEVELAND ST. (11/23/16)
FG Attempts	8, vs. SFA (11/11/16)
3FG Made	
3FG Attempts	
FT Made	4, vs. ALBANY (11/13/15)
FT Attempts	4, four times, last vs. TEXAS A&M (1/3/17)
Rebounds	12, at Texas A&M (2/20/16)
Assists	2, vs. UCLA (12/03/16)
Steals	3, vs. SFA (11/11/16)
Blocks	4, vs. GEORGIA (2/9/16)
Minutes	27, at UCLA (12/3/15)

## GAME-BY-GAME

Opponent	Date	gs	min	fg-fga	pct	3fg-fga	pct	ft-fa	pct	off	def	tot	avg	pf	a	t/o	blk	stl	pts	avg
STEPHEN F. AUSTIN	11/11/16	19	4-8	.500	0-0	.000	1-2	.500	4	4	8	8.0	0	1	1	3	3	9	9.0	
CANISIUS	11/13/16	7	3-4	.750	0-0	.000	0-0	.000	3	1	4	6.0	3	0	1	0	0	6	7.5	
vs #13/13 Michigan State	11/15/16	13	0-3	.000	0-0	.000	0-0	.000	1	4	5	5.7	2	1	1	1	2	0	5.0	
DUQUESNE	11/20/16	10	1-2	.500	0-0	.000	0-0	.000	1	2	3	5.0	1	0	0	0	0	2	4.3	
CLEVELAND STATE	11/23/16	11	4-6	.667	0-0	.000	1-1	1.000	5	4	9	5.8	3	1	2	0	0	9	5.2	
UT-MARTIN	11/25/16	12	3-5	.600	0-0	.000	1-1	1.000	2	1	3	5.3	2	0	0	2	0	7	5.5	
vs Arizona State	11/28/16	8	1-2	.500	0-0	.000	1-2	.500	3	0	3	5.0	1	0	0	2	0	3	5.1	
#11/9 UCLA	12/03/16	8	0-2	.000	0-0	.000	0-0	.000	2	0	2	4.6	2	2	0	2	1	0	4.5	
VALPO	12/07/16	9	1-2	.500	0-0	.000	0-0	.000	1	2	3	4.4	3	0	1	1	0	2	4.2	
vs Hofstra	12/11/16	13	1-4	.250	0-0	.000	1-4	.250	1	2	3	4.3	2	1	0	2	0	3	4.1	
vs #7/6 North Carolina	12/17/16	20	1-3	.333	0-0	.000	0-1	.000	2	3	5	4.4	3	0	1	0	0	2	3.9	
at #10/11 Louisville	12/21/16	5	0-0	.000	0-0	.000	0-0	.000	0	0	0	4.0	1	0	0	0	0	0	3.6	
at Ole Miss	12/29/16	4	0-0	.000	0-0	.000	2-2	1.000	0	3	3	3.9	0	0	1	1	0	2	3.5	
TEXAS A&M	01/03/17	13	3-6	.500	0-0	.000	2-4	.500	2	4	6	4.1	4	1	0	0	0	8	3.8	
ARKANSAS	01/07/17	7	1-1	1.000	0-0	.000	2-4	.500	2	2	4	4.1	0	0	0	0	0	4	3.8	
at Vanderbilt	01/10/17	8	1-4	.250	0-0	.000	0-0	.000	4	3	7	4.3	2	0	0	0	0	2	3.7	
AUBURN	01/14/17	5	2-2	1.000	0-0	.000	0-0	.000	1	0	1	4.1	1	0	1	0	0	4	3.7	
at Mississippi State	01/17/17	10	2-5	.400	0-0	.000	0-0	.000	2	0	2	3.9	5	0	0	0	0	4	3.7	
#24/24 SOUTH CAROLINA	01/21/17	10	2-2	1.000	0-0	.000	2-2	1.000	2	2	4	3.9	3	0	1	2	0	6	3.8	
at Tennessee	01/24/17	5	0-0	.000	0-0	.000	0-0	.000	0	0	0	3.8	1	0	0	0	0	0	3.7	
#2/1 KANSAS	01/28/17	4	0-0	.000	0-0	.000	0-0	.000	0	0	0	3.6	2	0	1	1	0	0	3.5	
GEORGIA	01/31/17 *	13	2-5	.400	0-0	.000	0-0	.000	4	3	7	3.7	3	0	1	0	0	4	3.5	
at #24/23 Florida	02/04/17	3	0-0	.000	0-0	.000	0-0	.000	0	1	1	3.6	0	1	0	0	0	0	3.3	
LSU	02/07/17	8	1-1	1.000	0-0	.000	0-0	.000	2	2	4	3.6	4	0	1	1	0	2	3.3	
at Alabama	02/11/17	8	2-3	.667	0-0	.000	0-0	.000	1	1	2	3.6	4	0	0	0	0	4	3.3	
TENNESSEE	02/14/17	8	1-2	.500	0-0	.000	0-0	.000	0	2	2	3.5	0	0	0	0	0	2	3.3	
at Georgia	02/18/17	4	0-0	.000	0-0	.000	0-0	.000	0	0	0	3.4	1	0	0	0	0	0	3.1	
at Mizzou	02/21/17	6	1-3	.333	0-0	.000	0-0	.000	0	0	0	3.3	0	0	0	0	0	2	3.1	
#13/12 FLORIDA	02/25/17	4	1-1	1.000	0-0	.000	0-0	.000	0	0	0	3.1	0	0	0	0	0	2	3.1	
Totals		1	255	38-76	.500	0-0	.000	13-23	.565	45	46	91	3.1	53	8	13	18	6	89	3.1

## SUPERLATIVES

Season Stats	Career Stats
10+ points	-
20+ points	-
3+ blocks	1
3+ steals	1
10+ rebounds	-
Double-doubles	-
Dunks	5

## CAREER STATS

Year	GP-GS	Min-Avg	FG-FGA	Pct	3FG-FGA	Pct	FT-FTA	Pct	Off-Def-Tot-Avg	PF-FO	Ast	TO	Blk	Stl	Pts	Avg
2015-16	23-1	210-9.1	16-41	.390	0-0	.000	11-15	.733	20-36-56-2.4	46-2	2	10	16	2	43	1.9
2016-17	29-1	255-8.8	38-76	.500	0-0	.000	13-23	.565	45-46-91-3.1	53-1	8	13	18	6	89	3.1
TOTAL	52-2	465-8.9	54-117	.462	0-0	.000	24-38	.632	65-82-147-2.8	99-3	10	23	34	8	132	2.5





# BRAD CALIPARI

# 20

Freshman • Guard • 6-0 • Franklin Lakes, N.J.  
MacDuffie School • Business-Marketing

## BIO BLAST

- Made a 3-pointer in two straight appearances vs. Arizona State and Valparaiso
- Played a career-high eight minutes vs. Cleveland State and registered his first career block
- Made his UK debut in the final two minutes of the Stephen F. Austin game
- Scored his first career points -- two free throws -- vs. Canisius
- Had five points and a rebound in the exhibition win over Asbury
- Scored six points off a pair of 3-pointers in the exhibition win vs. Clarion
- Played 35 minutes and scored three points in the Blue-White Game
- Spent the last two seasons at MacDuffie after starting his high school career at Lexington Christian Academy
- Developed into a sharpshooter during his final season at MacDuffie, where he shot a team-high 47 percent from behind the 3-point line
- Averaged 15.3 points, 3.6 assists and 2.6 rebounds per game as a senior
- Finished his career as a 1,000-point scorer
- Aspires to be a coach one day

## SEASON AVERAGES

Games played	14
Minutes/game	3.1
Points/game	0.6
FG Pct	15.4
3FG Pct	16.7
FT Pct	40.0
Rebounds/game	0.2
Assists/game	0.1
Turnovers/game	0.1
Assist/turnover ratio	0.5
Blocks/game	0.1

## SEASON HIGHS

Points	3, twice, last vs. VALPO (12/07/16)
FG Made	1, twice, last vs. VALPO (12/07/16)
FG Attempts	3, vs. Arizona St. (11/28/16)
FG Made	1, twice, last vs. VALPO (12/07/16)
3FG Attempts	3, vs. CLEVELAND ST. (11/23/16)
FT Made	2, vs. CANISIUS (11/13/16)
FT Attempts	3, vs. CANISIUS (11/13/16)
Rebounds	1, three times, last last vs. TEXAS A&M (1/3/17)
Assists	1, vs. Arizona St. (11/28/16)
Steals	
Blocks	1, vs. CLEVELAND ST. (11/23/16)
Minutes	8, vs. CLEVELAND ST. (11/23/16)

## CAREER HIGHS

Points	3, twice, last vs. VALPO (12/07/16)
FG Made	1, twice, last vs. VALPO (12/07/16)
FG Attempts	3, vs. Arizona St. (11/28/16)
FG Made	1, twice, last vs. VALPO (12/07/16)
3FG Attempts	3, vs. CLEVELAND ST. (11/23/16)
FT Made	2, vs. CANISIUS (11/13/16)
FT Attempts	3, vs. CANISIUS (11/13/16)
Rebounds	1, twice, last vs. Arizona St. (11/28/16)
Rebounds	1, three times, last last vs. TEXAS A&M (1/3/17)
Steals	
Blocks	1, vs. CLEVELAND ST. (11/23/16)
Minutes	8, vs. CLEVELAND ST. (11/23/16)

## GAME-BY-GAME

Opponent	Date	gs	min	Total		3-Pointers		Free throws		Rebounds			pf	a	t/o	blk	stl	pts	avg	
				fg-fga	pct	3fg-fga	pct	ft-fa	pct	off	def	tot								avg
STEPHEN F. AUSTIN	11/11/16	2	0-0	.000	0-0	.000	0-0	.000	0	0	0	0.0	0	0	0	0	0	0.0		
CANISIUS	11/13/16	3	0-0	.000	0-0	.000	2-3	.667	0	0	0	0.0	0	1	0	0	2	1.0		
vs #13/13 Michigan State	11/15/16	2	0-1	.000	0-1	.000	0-0	.000	0	0	0	0.0	0	0	0	0	0	0.7		
DUQUESNE	11/20/16	3	0-0	.000	0-0	.000	0-0	.000	0	1	1	0.3	0	0	0	0	0	0.5		
CLEVELAND STATE	11/23/16	8	0-3	.000	0-3	.000	0-0	.000	0	0	0	0.2	0	1	1	0	0	0.4		
UT-MARTIN	11/25/16	5	0-2	.000	0-2	.000	0-2	.000	0	0	0	0.2	1	0	0	0	0	0.3		
vs Arizona State	11/28/16	4	1-3	.333	1-2	.500	0-0	.000	0	1	1	0.3	0	1	0	0	3	0.7		
#11/9 UCLA	12/03/16	dnp	-	-	-	-	-	-	-	-	-	-	-	-	-	-	-	-		
VALPO	12/07/16	3	1-2	.500	1-2	.500	0-0	.000	0	0	0	0.3	0	0	0	0	3	1.0		
vs Hofstra	12/11/16	3	0-1	.000	0-1	.000	0-0	.000	0	0	0	0.2	2	0	0	0	0	0.9		
vs #7/6 North Carolina	12/17/16	dnp	-	-	-	-	-	-	-	-	-	-	-	-	-	-	-	-		
at #10/11 Louisville	12/21/16	dnp	-	-	-	-	-	-	-	-	-	-	-	-	-	-	-	-		
at Ole Miss	12/29/16	1	0-0	.000	0-0	.000	0-0	.000	0	0	0	0.2	0	0	0	0	0	0.8		
TEXAS A&M	01/03/17	5	0-1	.000	0-1	.000	0-0	.000	1	0	1	0.3	0	0	0	0	0	0.7		
ARKANSAS	01/07/17	2	0-0	.000	0-0	.000	0-0	.000	0	0	0	0.3	0	0	0	0	0	0.7		
at Vanderbilt	01/10/17	dnp	-	-	-	-	-	-	-	-	-	-	-	-	-	-	-	-		
AUBURN	01/14/17	dnp	-	-	-	-	-	-	-	-	-	-	-	-	-	-	-	-		
at Mississippi State	01/17/17	dnp	-	-	-	-	-	-	-	-	-	-	-	-	-	-	-	-		
#24/24 SOUTH CAROLINA	01/21/17	1	0-0	.000	0-0	.000	0-0	.000	0	0	0	0.2	0	0	0	0	0	0.6		
at Tennessee	01/24/17	dnp	-	-	-	-	-	-	-	-	-	-	-	-	-	-	-	-		
#2/1 KANSAS	01/28/17	dnp	-	-	-	-	-	-	-	-	-	-	-	-	-	-	-	-		
GEORGIA	01/31/17	dnp	-	-	-	-	-	-	-	-	-	-	-	-	-	-	-	-		
at #24/23 Florida	02/04/17	dnp	-	-	-	-	-	-	-	-	-	-	-	-	-	-	-	-		
LSU	02/07/17	dnp	-	-	-	-	-	-	-	-	-	-	-	-	-	-	-	-		
at Alabama	02/11/17	dnp	-	-	-	-	-	-	-	-	-	-	-	-	-	-	-	-		
TENNESSEE	02/14/17	2	0-0	.000	0-0	.000	0-0	.000	0	0	0	0.2	0	0	0	0	0	0.6		
at Georgia	02/18/17	dnp	-	-	-	-	-	-	-	-	-	-	-	-	-	-	-	-		
at Mizzou	02/21/17	dnp	-	-	-	-	-	-	-	-	-	-	-	-	-	-	-	-		
#13/12 FLORIDA	02/25/17	dnp	-	-	-	-	-	-	-	-	-	-	-	-	-	-	-	-		
Totals		0	44	2-13	.154	2-12	.167	2-5	.400	1	2	3	0.2	3	1	2	1	0	8	0.6

## SUPERLATIVES

Season Stats	Career Stats
10+ points	-
20+ points	-
3+ assists	-
3+ steals	-
10+ rebounds	-
Double-doubles	-
Dunks	-

## CAREER STATS

Year	GP-GS	Min-Avg	FG-FGA	Pct	3FG-FGA	Pct	FT-FTA	Pct	Off-Def-Tot-Avg	PF-FO	Ast	TO	Blk	Stl	Pts	Avg
2016-17	14-0	44-3.1	2-13	.154	2-12	.167	2-5	.400	1-2-3-0.2	3-0	1	2	1	0	8	0.6
<b>TOTAL</b>	<b>14-0</b>	<b>44-3.1</b>	<b>2-13</b>	<b>.154</b>	<b>2-12</b>	<b>.167</b>	<b>2-5</b>	<b>.400</b>	<b>1-2-3-0.2</b>	<b>3-0</b>	<b>1</b>	<b>2</b>	<b>1</b>	<b>0</b>	<b>8</b>	<b>0.6</b>



# DOMINIQUE HAWKINS

# 25

Senior • Guard • 6-0 • Richmond, Ky.  
Madison Central • Communication

## BIO BLAST

- Boasts a team-best 4.3 assist-to-turnover ratio
- Has posted 56 assists as a senior after combining for 39 assists in his first three seasons
- Appeared in a team-high 112 career games with 12 starts, including at Florida this year
- Had a season-best game with 10 points, the second double-figure game of his career vs. Tennessee in Rupp Arena. Also had four rebounds and two assists. Followed that with nine points and two steals at UGA
- Following the game vs. Tennessee, Calipari said of him: "He's like Old Reliable. You know you can go to him"
- Posted five or more points in five straight games prior to the UNC game when he was held scoreless. Has scored four or more in seven of the last eight games
- Interned with the University Campus PR department this summer
- Registered a career-high nine assists in a then career-high 32 minutes against UT Martin
- Set career highs in points, field-goal percentage, free throws made, 3-point field goals made and blocks as a junior
- Had a career game against Louisville last season with 13 points and three 3-pointers

## SEASON AVERAGES

Games played	29
Minutes/game	18.3
Points/game	3.7
FG Pct	35.1
3FG Pct	26.8
FT Pct	81.1
Rebounds/game	1.8
Assists/game	1.9
Turnovers/game	0.4
Assist/turnover ratio	4.3
Steals/game	0.7

## SEASON HIGHS

Points	10, vs. TENNESSEE (2/14/17)
FG Made	3, twice, last at Georgia (2/18/17)
FG Attempts	6, twice, last vs. FLORIDA (2/25/17)
3FG Made	2, twice, last vs. TENNESSEE (2/14/17)
3FG Attempts	4, vs. TENNESSEE (2/14/17)
FT Made	4, twice, last at Florida (2/4/17)
FT Attempts	4, three times, last at Missouri (2/21/17)
Rebounds	6, vs. FLORIDA (2/25/17)
Assists	9, vs. UT MARTIN (11/25/16)
Steals	2, five times, last vs. FLORIDA (2/25/17)
Blocks	
Minutes	37, vs. FLORIDA (2/25/17)

## CAREER HIGHS

Points	13, vs. LOUISVILLE (12/26/15)
FG Made	3, four times, last vs. TENNESSEE (2/14/17)
FG Attempts	8, vs. MONTANA ST. (11/23/14)
3FG Made	3, vs. LOUISVILLE (12/26/15)
3FG Attempts	4, twice, last vs. TENNESSEE (2/14/17)
FT Made	5, vs. ILLINOIS ST. (11/30/15)
FT Attempts	7, vs. ILLINOIS ST. (11/30/15)
Rebounds	6, vs. FLORIDA (2/25/17)
Assists	9, vs. UT MARTIN (11/25/16)
Steals	2, seven times, last vs. FLORIDA (2/25/17)
Blocks	1, five times, last at Florida (3/1/16)
Minutes	37, vs. FLORIDA (2/25/17)

## GAME-BY-GAME

Opponent	Date	gs	min	Total		3-Pointers		Free throws		Rebounds			pf	a	t/o	blk	stl	pts	avg	
				fg-fga	pct	3fg-fga	pct	ft-fga	pct	off	def	tot								avg
STEPHEN F. AUSTIN	11/11/16	17		0-1	.000	0-0	.000	1-2	.500	0	0	0	0.0	2	3	1	0	0	1	1.0
CANISIUS	11/13/16	15		1-2	.500	0-1	.000	0-0	.000	1	0	1	0.5	3	1	0	0	2	1.5	
vs #13/13 Michigan State	11/15/16	13		1-3	.333	0-2	.000	1-2	.500	1	1	2	1.0	1	2	0	0	1	3	2.0
DUQUESNE	11/20/16	20		1-5	.200	0-2	.000	0-0	.000	2	1	3	1.5	1	4	0	0	2	2.0	
CLEVELAND STATE	11/23/16	* 6		0-0	.000	0-0	.000	0-0	.000	0	1	1	1.4	1	0	0	0	1	0	1.6
UT-MARTIN	11/25/16	* 32		1-5	.200	0-2	.000	4-4	1.000	2	2	4	1.8	0	9	1	0	1	6	2.3
vs Arizona State	11/28/16	17		2-5	.400	1-3	.333	2-2	1.000	0	3	3	2.0	1	3	0	0	0	7	3.0
#11/9 UCLA	12/03/16	16		2-4	.500	1-2	.500	0-0	.000	0	1	1	1.9	2	0	0	0	0	5	3.3
VALPO	12/07/16	26		2-5	.400	2-3	.667	0-0	.000	2	1	3	2.0	1	4	1	0	1	6	3.6
vs Hofstra	12/11/16	14		1-3	.333	1-2	.500	2-2	1.000	1	0	1	1.9	4	3	0	0	1	5	3.7
vs #7/6 North Carolina	12/17/16	9		0-0	.000	0-0	.000	0-0	.000	0	2	2	1.9	2	2	0	0	0	0	3.4
at #10/11 Louisville	12/21/16	17		0-2	.000	0-1	.000	0-0	.000	1	0	1	1.8	1	1	0	0	0	0	3.1
at Ole Miss	12/29/16	14		0-3	.000	0-1	.000	0-0	.000	0	0	0	1.7	3	1	0	0	0	0	2.8
TEXAS A&M	01/03/17	20		2-3	.667	1-2	.500	1-1	1.000	0	0	0	1.6	1	1	0	0	2	6	3.1
ARKANSAS	01/07/17	15		1-4	.250	0-2	.000	0-0	.000	0	2	2	1.6	2	1	1	0	0	2	3.0
at Vanderbilt	01/10/17	9		0-0	.000	0-0	.000	0-0	.000	0	0	0	1.5	3	0	1	0	0	0	2.8
AUBURN	01/14/17	19		2-2	1.000	1-1	1.000	1-2	.500	0	1	1	1.5	1	1	1	0	0	6	3.0
at Mississippi State	01/17/17	16		2-3	.667	1-1	1.000	0-0	.000	2	0	2	1.5	1	0	0	0	0	5	3.1
#24/24 SOUTH CAROLINA	01/21/17	28		1-4	.250	0-1	.000	3-3	1.000	0	3	3	1.6	4	7	2	0	1	5	3.2
at Tennessee	01/24/17	15		0-1	.000	0-1	.000	0-0	.000	0	1	1	1.6	2	0	0	0	0	0	3.1
#2/1 KANSAS	01/28/17	17		2-4	.500	0-1	.000	1-1	1.000	1	3	4	1.7	1	1	0	0	0	5	3.1
GEORGIA	01/31/17	25		1-5	.200	0-2	.000	2-2	1.000	0	1	1	1.6	1	1	0	0	0	4	3.2
at #24/23 Florida	02/04/17	* 21		0-4	.000	0-2	.000	4-4	1.000	0	0	0	1.6	1	0	3	0	1	4	3.2
LSU	02/07/17	15		2-5	.400	0-1	.000	0-0	.000	3	1	4	1.7	1	2	0	0	1	4	3.3
at Alabama	02/11/17	14		2-3	.667	0-1	.000	1-2	.500	0	0	0	1.6	4	3	0	0	2	5	3.3
TENNESSEE	02/14/17	24		3-6	.500	2-4	.500	2-2	1.000	2	2	4	1.7	1	2	1	0	0	10	3.6
at Georgia	02/18/17	21		3-5	.600	1-2	.500	2-2	1.000	0	0	0	1.6	5	0	0	0	2	9	3.8
at Mizzou	02/21/17	19		0-1	.000	0-1	.000	2-4	.500	0	1	1	1.6	3	0	0	0	1	2	3.7
#13/12 FLORIDA	02/25/17	37		1-6	.167	0-0	.000	1-2	.500	3	3	6	1.8	3	4	1	0	2	3	3.7
Totals		3	531	33-94	.351	11-41	.268	30-37	.811	21	30	51	1.8	56	56	13	0	19	107	3.7

## SUPERLATIVES

Season Stats		Career Stats	
10+ points	1	10+ points	2
20+ points	-	20+ points	-
3+ assists	9	3+ assists	13
3+ steals	-	3+ steals	-
10+ rebounds	-	10+ rebounds	-
Double-doubles	-	Double-doubles	-
Dunks	2	Dunks	4

## CAREER STATS

Year	GP-GS	Min-Avg	FG-FGA	Pct	3FG-FGA	Pct	FT-FTA	Pct	Off-Def-Tot-Avg	PF-FO	Ast	TO	Blk	Stl	Pts	Avg
2013-14	33-0	283-8.6	9-31	.290	2-16	.125	5-13	.385	7-16-23-0.7	37-0	12	6	1	4	25	0.8
2014-15	23-9	163-7.1	10-35	.286	5-21	.238	4-10	.400	3-13-16-0.7	14-0	14	5	1	7	29	1.3
2015-16	27-0	249-9.2	17-46	.370	8-29	.276	19-25	.760	13-9-22-0.8	30-0	13	6	3	6	61	2.3
2016-17	29-3	531-18.3	33-94	.351	11-41	.268	30-37	.811	21-30-51-1.8	56-1	56	13	0	19	107	3.7
TOTAL	112-12	1226-10.9	69-206	.335	26-107	.243	58-85	.682	44-68-112-1.0	137-1	95	30	5	36	222	2.0



# DILLON PULLIAM

# 30

RS Sophomore • Guard • 6-3 • Cynthiana, Ky.  
Transylvania University • Computer Engineering

## BIO BLAST

- Logged a rebound and an assist in the win over Duquesne
- Made his UK debut playing the final two minutes of the Canisius game
- Sat out the 2015-16 season due to NCAA transfer rules
- Played his freshman season at Transylvania University where he averaged 4.8 points and 3.4 rebounds per game
- SEC Academic Honor Roll member
- Took a mission trip to Belize this summer with Sports Reach

## SEASON AVERAGES

Games played	6
Minutes/game	1.3
Points/game	0.0
FG Pct.	0.0
3FG Pct.	
FT Pct.	
Rebounds/game	0.2
Assists/game	0.2
Turnovers/game	0.2
Assist/turnover ratio	1.0
Steals/game	
Blocks/game	

## SEASON HIGHS

Points	
FG Made	
FG Attempts	1, vs. Arizona St. (11/28/16)
3FG Made	
3FG Attempts	
FT Made	
FT Attempts	
Rebounds	1, vs. DUQUESNE (11/20/16)
Assists	1, vs. DUQUESNE (11/20/16)
Steals	
Blocks	
Minutes	2, three times, last vs. TEXAS A&M (1/3/7)

## CAREER HIGHS

Points	
FG Made	
FG Attempts	1, vs. Arizona St. (11/28/16)
3FG Made	
3FG Attempts	
FT Made	
FT Attempts	
Rebounds	1, vs. DUQUESNE (11/20/16)
Assists	1, vs. DUQUESNE (11/20/16)
Steals	
Blocks	
Minutes	2, three times, last vs. TEXAS A&M (1/3/7)

## GAME-BY-GAME

Opponent	Date	gs	min	Total		3-Pointers		Free throws		Rebounds					pts	avg				
				fg-fga	pct	3fg-fga	pct	ft-fa	pct	off	def	tot	avg	pf			a	t/o	blk	stl
STEPHEN F. AUSTIN	11/11/16	dnp																		
CANISIUS	11/13/16	2		0-0	.000	0-0	.000	0-0	.000	0	0	0	0.0	0	0	0	0	0	0	0.0
vs #13/13 Michigan State	11/15/16	dnp																		
DUQUESNE	11/20/16	2		0-0	.000	0-0	.000	0-0	.000	0	1	1	0.5	0	1	1	0	0	0	0.0
CLEVELAND STATE	11/23/16	dnp																		
UT-MARTIN	11/25/16	1		0-0	.000	0-0	.000	0-0	.000	0	0	0	0.3	0	0	0	0	0	0	0.0
vs Arizona State	11/28/16	1		0-1	.000	0-0	.000	0-0	.000	0	0	0	0.3	0	0	0	0	0	0	0.0
#11/9 UCLA	12/03/16	dnp																		
VALPO	12/07/16	dnp																		
vs Hofstra	12/11/16	dnp																		
vs #7/6 North Carolina	12/17/16	dnp																		
at #10/11 Louisville	12/21/16	dnp																		
at Ole Miss	12/29/16	dnp																		
TEXAS A&M	01/03/17	2		0-0	.000	0-0	.000	0-0	.000	0	0	0	0.2	0	0	0	0	0	0	0.0
ARKANSAS	01/07/17	0		0-0	.000	0-0	.000	0-0	.000	0	0	0	0.2	0	0	0	0	0	0	0.0
at Vanderbilt	01/10/17	dnp																		
AUBURN	01/14/17	dnp																		
at Mississippi State	01/17/17	dnp																		
#24/24 SOUTH CAROLINA	01/21/17	dnp																		
at Tennessee	01/24/17	dnp																		
#2/1 KANSAS	01/28/17	dnp																		
GEORGIA	01/31/17	dnp																		
at #24/23 Florida	02/04/17	dnp																		
LSU	02/07/17	dnp																		
at Alabama	02/11/17	dnp																		
TENNESSEE	02/14/17	dnp																		
at Georgia	02/18/17	dnp																		
at Mizzou	02/21/17	dnp																		
#13/12 FLORIDA	02/25/17	dnp																		
Totals		0	8	0-1	.000	0-0	.000	0-0	.000	0	1	1	0.2	0	1	1	0	0	0	0.0

## SUPERLATIVES

Season Stats	Career Stats
10+ points	-
20+ points	-
3+ assists	-
3+ steals	-
10+ rebounds	-
Double-doubles	-
Dunks	-

## CAREER STATS

Year	GP-GS	Min-Avg	FG-FGA	Pct	3FG-FGA	Pct	FT-FTA	Pct	Off-Def-Tot-Avg	PF-FO	Ast	TO	Blk	Stl	Pts	Avg
2016-17	6-0	8-1.3	0-1	.000	0-0	.000	0-0	.000	0-1-1-0.2	0-0	1	1	0	0	0	0.0
<b>TOTAL</b>	<b>6-0</b>	<b>8-1.3</b>	<b>0-1</b>	<b>.000</b>	<b>0-0</b>	<b>.000</b>	<b>0-0</b>	<b>.000</b>	<b>0-1-1-0.2</b>	<b>0-0</b>	<b>1</b>	<b>1</b>	<b>0</b>	<b>0</b>	<b>0</b>	<b>0.0</b>





# WENYEN GABRIEL

# 32

Freshman • Forward • 6-9 • Manchester, N.H.  
Wilbraham & Monson Academy • Undergraduate Studies

## BIO BLAST

- Had a career-high 23 points, tying his personal bests for 3-pointers made (three) and free throws made (six) to go along with eight rebounds vs. LSU
- Averaging 5.6 rebounds for the season, second on the team
- Pulled down a career-high 16 rebounds against Auburn, the most by a Wildcat since Julius Randle had 16 vs. LSU on March 14, 2014
- Followed that up with 13 points on a perfect 5 of 5 from the floor, including a career-high three 3s and eight rebounds at Mississippi State
- After not making multiple 3s in any game through the first 16, knocked down multiple 3s in three straight games (two vs Auburn, three at MSU and vs. South Carolina)
- Has grabbed at least four rebounds in 22 of his last 27 games
- Blocked a career-high three shots at Mississippi State, at Alabama and vs. Valparaiso
- Had a strong performance vs. Michigan State bringing energy off the bench with three steals, two assists, a block, a dunk in addition to going two of two from the line
- After scoring nine points vs. Clarion, Clarion's head coach said of Gabriel: " I love that kid. That kid, he might be the best one of them all"

## SEASON AVERAGES

Games played	29
Minutes/game	20.3
Points/game	5.8
FG Pct	45.4
3FG Pct	34.5
FT Pct	61.7
Rebounds/game	5.6
Assists/game	0.9
Turnovers/game	0.9
Assist/turnover ratio	1.0
Steals/game	0.4
Blocks/game	1.1

## SEASON HIGHS

Points	23, vs. LSU (2/7/17)
FG Made	7, vs. LSU (2/7/17)
FG Attempts	11, twice, last vs. LSU (2/7/17)
3FG Made	3, three times, last vs LSU (2/7/17)
3FG Attempts	8, vs. SOUTH CAROLINA (1/21/17)
FT Made	6, twice, last vs. LSU (2/7/17)
FT Attempts	7, vs. LSU (2/7/17)
Rebounds	16, vs. AUBURN (1/14/16)
Assists	6, vs. CLEVELAND ST. (11/23/16)
Steals	3, vs. Michigan St. (11/15/16)
Blocks	3, three times, last at Alabama (2/11/17)
Minutes	31, vs. LSU (2/7/17)

## CAREER HIGHS

Points	23, vs. LSU (2/7/17)
FG Made	7, vs. LSU (2/7/17)
FG Attempts	11, twice, last vs. LSU (2/7/17)
3FG Made	3, three times, last vs LSU (2/7/17)
3FG Attempts	8, vs. SOUTH CAROLINA (1/21/17)
FT Made	6, twice, last vs. LSU (2/7/17)
FT Attempts	7, vs. LSU (2/7/17)
Rebounds	16, vs. AUBURN (1/14/16)
Assists	6, vs. CLEVELAND ST. (11/23/16)
Steals	3, vs. Michigan St. (11/15/16)
Blocks	3, three times, last at Alabama (2/11/17)
Minutes	31, vs. LSU (2/7/17)

## GAME-BY-GAME

Opponent	Date	gs	min	Total		3-Pointers		Free throws		Rebounds			pf	a	t/o	blk	stl	pts	avg	
				fg	fga	pct	3fg	3fga	pct	ft	fta	pct								off
STEPHEN F. AUSTIN	11/11/16	18	5-6	.833	0-1	.000	0-1	.000	0	2	2	2.0	2	0	0	0	2	10	10.0	
CANISIUS	11/13/16	17	1-4	.250	1-3	.333	0-0	.000	2	1	3	2.5	3	0	0	0	3	6.5		
vs #13/13 Michigan State	11/15/16	24	1-2	.500	0-1	.000	2-2	1.000	3	3	6	3.7	3	2	0	1	3	4	5.7	
DUQUESNE	11/20/16	*	22	3-5	.600	0-1	.000	2-2	1.000	3	3	6	4.3	2	0	1	1	0	8	6.3
CLEVELAND STATE	11/23/16	26	4-8	.500	1-3	.333	1-3	.333	4	6	10	5.4	4	6	1	1	0	10	7.0	
vs Arizona State	11/28/16	*	28	4-6	.667	1-1	1.000	6-6	1.000	2	4	6	5.5	4	1	2	0	0	15	8.3
vs Arizona State	11/28/16	*	20	5-11	.455	0-1	.000	0-0	.000	3	4	7	5.7	2	4	1	2	0	10	8.6
#11/9 UCLA	12/03/16	*	17	1-2	.500	0-1	.000	0-0	.000	5	3	8	6.0	1	0	2	0	0	2	7.8
VALPO	12/07/16	*	19	1-3	.333	0-1	.000	1-1	1.000	1	5	6	6.0	4	1	2	3	0	3	7.2
vs Hofstra	12/11/16	13	1-2	.500	0-1	.000	0-0	.000	1	3	4	5.8	3	1	1	0	0	2	6.7	
vs #7/6 North Carolina	12/17/16	*	21	1-3	.333	0-1	.000	2-3	.667	3	3	6	5.8	3	0	2	1	0	4	6.5
at #10/11 Louisville	12/21/16	*	12	0-2	.000	0-1	.000	2-2	1.000	3	4	7	5.9	3	0	0	2	1	2	6.1
at Ole Miss	12/29/16	*	14	1-2	.500	0-0	.000	0-0	.000	1	2	3	5.7	3	2	0	1	2	5.8	
TEXAS A&M	01/03/17	*	23	1-4	.250	1-2	.500	2-2	1.000	2	2	4	5.6	3	0	0	0	0	5	5.7
ARKANSAS	01/07/17	*	12	1-2	.500	0-1	.000	1-2	.500	1	3	4	5.5	3	0	2	2	0	3	5.5
at Vanderbilt	01/10/17	*	22	1-3	.333	0-1	.000	2-4	.500	0	5	5	5.4	3	0	1	1	0	4	5.4
AUBURN	01/14/17	*	29	2-8	.250	2-3	.667	0-4	.000	5	11	16	6.1	3	0	0	2	1	6	5.5
at Mississippi State	01/17/17	*	24	5-5	1.000	3-3	1.000	0-1	.000	3	5	8	6.2	3	2	1	3	1	13	5.9
#24/24 SOUTH CAROLINA	01/21/17	*	27	4-9	.444	3-8	.375	0-0	.000	1	4	5	6.1	1	2	0	1	1	11	6.2
at Tennessee	01/24/17	*	28	1-6	.167	0-3	.000	0-2	.000	0	9	9	6.3	3	1	2	2	0	2	6.0
#2/1 KANSAS	01/28/17	*	14	0-3	.000	0-3	.000	0-0	.000	0	2	2	6.0	1	0	1	0	1	0	5.7
GEORGIA	01/31/17	28	3-8	.375	1-2	.500	0-1	.000	5	1	6	6.0	3	0	0	1	0	7	5.7	
at #24/23 Florida	02/04/17	*	13	2-2	1.000	1-1	1.000	0-2	.000	1	4	5	6.0	5	0	0	1	0	5	5.7
LSU	02/07/17	*	31	7-11	.636	3-6	.500	6-7	.857	3	5	8	6.1	5	2	1	0	0	23	6.4
at Alabama	02/11/17	*	29	1-3	.333	0-1	.000	0-0	.000	2	4	6	6.1	4	0	1	3	0	2	6.2
TENNESSEE	02/14/17	*	10	0-2	.000	0-1	.000	0-0	.000	0	2	2	5.9	1	0	0	2	0	0	6.0
at Georgia	02/18/17	*	10	1-2	.500	1-2	.500	0-0	.000	1	0	1	5.7	3	0	0	0	0	3	5.9
at Mizou	02/21/17	*	20	2-5	.400	2-4	.500	0-0	.000	0	5	5	5.7	3	0	3	1	0	6	5.9
#13/12 FLORIDA	02/25/17	*	19	0-1	.000	0-1	.000	2-2	1.000	0	3	3	5.6	0	1	1	0	0	2	5.8
Totals		23	590	59-130	.454	20-58	.345	29-47	.617	55	108	163	5.6	81	25	25	32	11	167	5.8

## SUPERLATIVES

Season Stats		Career Stats	
10+ points	7	10+ points	7
20+ points	1	20+ points	1
3+ blocks	3	3+ blocks	3
3+ steals	1	3+ steals	1
10+ rebounds	2	10+ rebounds	2
Double-doubles	1	Double-doubles	1
Dunks	5	Dunks	5

## CAREER STATS

Year	GP-GS	Min-Avg	FG-FGA	Pct	3FG-FGA	Pct	FT-FTA	Pct	Off-Def-Tot-Avg	PF-FO	Ast	TO	Blk	Stl	Pts	Avg
2016-17	29-23	590-20.3	59-130	.454	20-58	.345	29-47	.617	55-108-163-5.6	81-2	25	25	32	11	167	5.8
TOTAL	29-23	590-20.3	59-130	.454	20-58	.345	29-47	.617	55-108-163-5.6	81-2	25	25	32	11	167	5.8



# DEREK WILLIS

# 35

Senior • Forward • 6-9 • Mt. Washington, Ky.  
Bullitt East • Communication

## BIO BLAST

- Has grabbed at least three rebounds in 16 of the last 18 games
- Tied his career-high with 12 rebounds at Georgia, in addition to going 3 of 3 on FGs
- Went 4 of 7 from 3-point-range at home vs. Tennessee, starting off 4 of 4
- Has nine games this season in double-figures scoring, including a season-high 18 against Kansas. Made a season-high five 3s against KU
- Played a career-high 36 minutes vs. Georgia in Rupp, registering a career-high four assists
- Had hit at least one 3-pointer in nine consecutive games prior to the Vandy trip
- Enjoyed a breakout season during his junior campaign where he saw action in 32 games and made 11 starts
- Had career highs in points, points per game, blocks, assists, rebounds, rebounds per game, 3-pointers, field-goal percentage and minutes in 2015-16
- Averaged 7.7 points and 4.0 rebounds per game as a junior and hit 53 3-pointers on the season, which ranked third on the team
- Had a stretch of games last year where he hit at least one 3-pointer in 17 straight games
- Has Native American heritage from his mother's side of the family

## SEASON AVERAGES

Games played	29
Minutes/game	20.3
Points/game	7.0
FG Pct	50.3
3FG Pct	38.2
FT Pct	75.0
Rebounds/game	4.8
Assists/game	0.8
Turnovers/game	0.8
Assist/turnover ratio	1.0
Steals/game	0.7
Blocks/game	0.7

## SEASON HIGHS

Points	18, vs. KANSAS (1/28/17)
FG Made	6, three times, last vs. TENNESSEE (2/14/17)
FG Attempts	10, vs. TENNESSEE (2/14/17)
3FG Made	5, vs. KANSAS (1/28/17)
3FG Attempts	7, vs. TENNESSEE (2/14/17)
FT Made	4, vs. SFA (11/11/16)
FT Attempts	4, twice, last vs. SOUTH CAROLINA (1/21/17)
Rebounds	12, at Georgia (2/18/17)
Assists	4, vs. GEORGIA (1/31/17)
Steals	2, four times last, vs. TENNESSEE (2/14/17)
Blocks	3, vs. SFA (11/11/16)
Minutes	36, vs. GEORGIA (1/31/17)

## CAREER HIGHS

Points	25, vs. TENNESSEE (2/18/16)
FG Made	8, vs. TENNESSEE (2/18/16)
FG Attempts	12, vs. TENNESSEE (2/18/16)
3FG Made	7, vs. TENNESSEE (2/18/16)
3FG Attempts	11, vs. TENNESSEE (2/18/16)
FT Made	8, vs. Georgia (3/12/16)
FT Attempts	8, vs. Georgia (3/12/16)
Rebounds	12, three times, last at Georgia (2/18/17)
Assists	4, vs. GEORGIA (1/31/17)
Steals	3, at Kansas (1/30/16)
Blocks	4, twice, last vs. Georgia (3/12/16)
Minutes	36, vs. GEORGIA (1/31/17)

## GAME-BY-GAME

Opponent	Date	gs	min	Total		3-Pointers		Free throws		Rebounds					pts	avg					
				fg	fga	fga	pct	ft	fta	pct	off	def	tot	avg			pf	a	t/o	bk	stl
STEPHEN F. AUSTIN	11/11/16	*	31	5-7	.714	1-3	.333	4-4	1.000	1	4	5	5.0	1	2	0	3	1	15	15.0	
CANISIUS	11/13/16	*	16	1-2	.500	0-1	.000	0-0	.000	0	2	2	3.5	0	0	1	1	0	2	8.5	
#13/13 Michigan State	11/15/16	*	16	0-1	.000	0-0	.000	0-0	.000	0	2	2	3.0	1	3	1	2	0	0	5.7	
DUQUESNE	11/20/16		15	1-4	.250	1-4	.250	2-2	1.000	0	3	3	3.0	3	1	0	2	2	5	5.5	
CLEVELAND STATE	11/23/16	*	20	3-6	.500	1-3	.333	0-0	.000	1	4	5	3.4	1	1	1	1	1	7	5.8	
UT-MARTIN	11/25/16		8	1-3	.333	0-1	.000	0-0	.000	1	0	1	3.0	1	0	0	1	0	2	5.2	
vs Arizona State	11/28/16		16	4-6	.667	1-3	.333	2-2	1.000	1	5	6	3.4	1	1	1	1	1	11	6.0	
#11/9 UCLA	12/03/16		22	4-7	.571	2-4	.500	1-2	.500	1	3	4	3.5	3	2	0	0	1	11	6.6	
VALPO	12/07/16		15	5-9	.556	2-5	.400	0-0	.000	3	1	4	3.6	1	0	2	0	1	12	7.2	
vs Hofstra	12/11/16	*	23	3-7	.429	2-4	.500	0-0	.000	2	6	8	4.0	0	2	0	1	2	8	7.3	
vs #7/6 North Carolina	12/17/16		19	1-2	.500	1-2	.500	0-0	.000	0	1	1	3.7	1	0	1	0	1	3	6.9	
at #10/11 Louisville	12/21/16		28	2-7	.286	1-5	.200	1-2	.500	3	6	9	4.2	1	1	1	0	1	6	6.8	
at Ole Miss	12/29/16		24	3-7	.429	1-4	.250	0-1	.000	2	7	9	4.5	2	1	1	2	0	7	6.8	
TEXAS A&M	01/03/17		14	2-7	.286	1-5	.200	0-0	.000	1	2	3	4.4	0	0	1	0	1	5	6.7	
ARKANSAS	01/07/17		19	6-8	.750	3-5	.600	0-0	.000	2	3	5	4.5	3	0	0	2	0	15	7.3	
at Vanderbilt	01/10/17		22	1-3	.333	0-0	.000	0-0	.000	1	2	3	4.4	2	0	0	0	0	2	6.9	
AUBURN	01/14/17		9	1-3	.333	0-0	.000	0-0	.000	0	2	2	4.2	1	0	1	0	0	2	6.6	
at Mississippi State	01/17/17		18	5-6	.833	3-4	.750	0-0	.000	0	5	5	4.3	3	0	2	0	0	13	7.0	
#24/24 SOUTH CAROLINA	01/21/17		29	4-8	.500	1-3	.333	3-4	.750	1	6	7	4.4	0	1	2	1	0	12	7.3	
at Tennessee	01/24/17		22	1-5	.200	0-3	.000	2-3	.667	4	3	7	4.6	3	0	2	2	0	4	7.1	
#21 KANSAS	01/28/17		25	6-7	.857	5-6	.833	1-2	.500	0	6	6	4.6	1	0	1	2	0	18	7.6	
GEORGIA	01/31/17	*	36	1-4	.250	1-4	.250	0-0	.000	0	5	5	4.6	4	4	0	0	2	3	7.4	
at #24/23 Florida	02/04/17		18	1-3	.333	0-1	.000	0-0	.000	0	5	5	4.7	3	0	0	0	1	2	7.2	
LSU	02/07/17		14	0-4	.000	0-3	.000	2-2	1.000	1	3	4	4.6	0	1	1	0	0	2	7.0	
at Alabama	02/11/17		12	2-3	.667	1-2	.500	0-0	.000	1	3	4	4.6	0	1	0	0	0	5	6.9	
TENNESSEE	02/14/17		28	6-10	.600	4-7	.571	0-0	.000	1	2	3	4.5	2	1	0	0	2	16	7.2	
at Georgia	02/18/17		30	3-3	1.000	1-1	1.000	0-0	.000	4	8	12	4.8	1	0	2	0	1	7	7.2	
at Mizzou	02/21/17		16	2-5	.400	0-3	.000	0-0	.000	0	1	1	4.7	3	0	0	0	0	4	7.1	
#13/12 FLORIDA	02/25/17		25	2-4	.500	1-3	.333	0-0	.000	0	9	9	4.8	1	0	2	0	1	5	7.0	
Totals			6	590	76-151	.503	34-89	.382	18-24	.750	31	109	140	4.8	45	22	23	21	19	204	7.0

## SUPERLATIVES

Season Stats		Career Stats	
10+ points	9	10+ points	13
20+ points	-	20+ points	1
3+ blocks	1	3+ blocks	4
3+ assists	2	3+ assists	3
10+ rebounds	1	10+ rebounds	3
Double-doubles	-	Double-doubles	2
Dunks	10	Dunks	22

## CAREER STATS

Year	GP-GS	Min-Avg	FG-FGA	Pct	3FG-FGA	Pct	FT-FTA	Pct	Off-Def-Tot-Avg	PF-FO	Ast	TO	Bk	Stl	Pts	Avg
2013-14	14-0	39-2.8	3-9	.333	1-6	.167	9-12	.750	1-7-8-0.6	0-0	0	4	0	1	16	1.1
2014-15	19-0	75-3.9	7-18	.389	5-15	.333	6-6	1.000	5-9-14-0.7	5-0	5	8	3	2	25	1.3
2015-16	32-11	596-18.6	81-168	.482	53-120	.442	32-36	.889	30-97-127-4.0	55-2	12	22	24	21	247	7.7
2016-17	29-6	590-20.3	76-151	.503	34-89	.382	18-24	.750	31-109-140-4.8	45-0	22	23	21	19	204	7.0
TOTAL	94-17	1300-13.8	167-346	.483	93-230	.404	65-78	.833	67-222-289-3.1	105-2	39	57	48	43	492	5.2



#2/4 Kentucky 87, Stephen F. Austin 64 Nov. 11, 2016 | Lexington, Ky.

STEPHEN F. AUSTIN 64 • 0-1
Player stats table for Stephen F. Austin vs Kentucky. Includes columns for Player, FG-FGA, 3-Ptr, FT-FTA, Rebounds, PF, TP, A, TO, Blk, Stl, Min.

Kentucky 87 • 1-0
Player stats table for Kentucky vs Stephen F. Austin. Includes columns for Player, FG-FGA, 3-Ptr, FT-FTA, Rebounds, PF, TP, A, TO, Blk, Stl, Min.

Officials: Joe Lindsay, Vladimir Voyard-Tadad, Rusty Phillips
Technical fouls: STEPHEN F. AUSTIN-Traylor, Isaiah. Kentucky-None.
Attendance: 22683

Last FG - SFA 2nd-00:21, UK 2nd-01:08.
Largest lead - SFA by 11-19:01, UK by 27 2nd-04:58.
SFA led for 00:30. UK led for 39:04. Game was tied for 00:26.

#2/2 Kentucky 69, #13/13 Michigan State 48 Nov. 15, 2016 | New York

Kentucky 69
Player stats table for Kentucky vs Michigan State. Includes columns for Player, FG-FGA, 3-Ptr, FT-FTA, Rebounds, PF, TP, A, TO, Blk, Stl, Min.

#13/13 Michigan State 48
Player stats table for Michigan State vs Kentucky. Includes columns for Player, FG-FGA, 3-Ptr, FT-FTA, Rebounds, PF, TP, A, TO, Blk, Stl, Min.

Officials: Doug Shows, Terry Oglesby, Gene Stortatore
Technical fouls: Kentucky-None. #13/13 Michigan State-None.
Attendance: 19812
2016 State Farm Champions Classic

Last FG - UK 2nd-01:58, MSU 2nd-02:44.
Largest lead - UK by 23 2nd-03:54, MSU by 3 1st-17:22.
UK led for 34:30. MSU led for 01:41. Game was tied for 03:49.

#2/4 Kentucky 93, Canisius 69 Nov. 13, 2016 | Lexington, Ky.

CANISIUS 69 • 0-1
Player stats table for Canisius vs Kentucky. Includes columns for Player, FG-FGA, 3-Ptr, FT-FTA, Rebounds, PF, TP, A, TO, Blk, Stl, Min.

Kentucky 93 • 2-0
Player stats table for Kentucky vs Canisius. Includes columns for Player, FG-FGA, 3-Ptr, FT-FTA, Rebounds, PF, TP, A, TO, Blk, Stl, Min.

Officials: Doug Sirmons, Bryon Jarrett, Sean Casey
Technical fouls: CANISIUS-None. Kentucky-None.
Attendance: 22009

Last FG - CAN 2nd-00:31, UK 2nd-02:21.
Largest lead - CAN by 7 1st-16:42, UK by 30 2nd-01:37.
CAN led for 09:42. UK led for 27:07. Game was tied for 03:11.

#2/2 Kentucky 93, Duquesne 59 Nov. 20, 2016 | Lexington, Ky.

DUQUESNE 59 • 2-3
Player stats table for Duquesne vs Kentucky. Includes columns for Player, FG-FGA, 3-Ptr, FT-FTA, Rebounds, PF, TP, A, TO, Blk, Stl, Min.

Kentucky 93 • 4-0
Player stats table for Kentucky vs Duquesne. Includes columns for Player, FG-FGA, 3-Ptr, FT-FTA, Rebounds, PF, TP, A, TO, Blk, Stl, Min.

Officials: Joe DeRosa, Anthony Jordan, Patrick Evans
Technical fouls: DUQUESNE-TEAM. Kentucky-Adebayo, Edrice.
Attendance: 21327

Last FG - DUQ 2nd-00:16, UK 2nd-00:41.
Largest lead - DUQ by 2 1st-18:23, UK by 41 2nd-01:56.
DUQ led for 00:10, UK led for 37:27. Game was tied for 02:23.







#1/1 Kentucky 101, Cleveland State 70
Nov. 23, 2016 | Lexington, Ky.

CLEVELAND STATE 70 • 1-3
Table with columns: Player, FG-FGA, 3-FGA, FT-FTA, Rebounds, PF, TP, A TO Blk, Stl, Min

FG % 1st Half: 14-29 48.3% 2nd half: 3-15 31.4% Game: 25-64 39.1%
3FG % 1st Half: 3-10 30.0% 2nd half: 1-7 14.3% Game: 6-27 22.2%
FT % 1st Half: 4-6 66.7% 2nd half: 10-13 76.9% Game: 14-19 73.7%

Kentucky 101 • 5-0

Table with columns: Player, FG-FGA, 3-FGA, FT-FTA, Rebounds, PF, TP, A TO Blk, Stl, Min

FG % 1st Half: 21-37 56.8% 2nd half: 17-36 47.2% Game: 38-73 52.1%
3FG % 1st Half: 7-12 58.3% 2nd half: 2-12 16.7% Game: 9-24 37.5%
FT % 1st Half: 7-13 53.8% 2nd half: 9-13 69.2% Game: 16-26 61.5%

Officials: Karl Hess, Antino Petty, Rob Rorke
Technical fouls: CLEVELAND STATE-None. Kentucky-None.

Score by periods table with columns: 1st, 2nd, Total

Last FG - CSU 2nd-00:24, UK 2nd-00:28.
Largest lead - CSU None, UK by 41 2nd-00:00.
CSU led for 00:00. UK led for 39:44. Game was tied for 00:16.

#1/1 Kentucky 111, UT Martin 76
Nov. 25, 2016 | Lexington, Ky.

UT MARTIN 76 • 5-2
Table with columns: Player, FG-FGA, 3-FGA, FT-FTA, Rebounds, PF, TP, A TO Blk, Stl, Min

FG % 1st Half: 16-33 48.5% 2nd half: 11-33 33.3% Game: 27-66 40.9%
3FG % 1st Half: 4-12 33.3% 2nd half: 5-15 33.3% Game: 9-27 33.3%
FT % 1st Half: 2-2 100.0% 2nd half: 11-18 61.1% Game: 13-20 65.0%

Kentucky 111 • 6-0

Table with columns: Player, FG-FGA, 3-FGA, FT-FTA, Rebounds, PF, TP, A TO Blk, Stl, Min

FG % 1st Half: 18-33 54.5% 2nd half: 23-41 56.1% Game: 41-74 55.4%
3FG % 1st Half: 4-13 30.8% 2nd half: 3-9 33.3% Game: 7-22 31.8%
FT % 1st Half: 13-17 76.5% 2nd half: 9-12 75.0% Game: 22-29 75.9%

Officials: Joe Lindsay, Ron Groover, K.B. Burdett, Jr.
Technical fouls: UT MARTIN-None. Kentucky-None.

Score by periods table with columns: 1st, 2nd, Total

Last FG - UTM 2nd-01:13, UK 2nd-01:00.
Largest lead - UTM by 3 1st-18:53, UK by 48 2nd-08:46.
UTM led for 02:01. UK led for 36:49. Game was tied for 01:07.

#1/1 Kentucky 115, Arizona State 69
Nov. 28, 2016 | Paradise Island, Bahamas

Arizona State 69 • 4-3
Table with columns: Player, FG-FGA, 3-FGA, FT-FTA, Rebounds, PF, TP, A TO Blk, Stl, Min

FG % 1st Half: 12-35 34.3% 2nd half: 13-38 34.2% Game: 25-73 34.2%
3FG % 1st Half: 6-17 35.3% 2nd half: 2-9 22.2% Game: 8-26 30.8%
FT % 1st Half: 0-0 0.0% 2nd half: 11-15 73.3% Game: 11-15 73.3%

Kentucky 115 • 7-0

Table with columns: Player, FG-FGA, 3-FGA, FT-FTA, Rebounds, PF, TP, A TO Blk, Stl, Min

FG % 1st Half: 23-43 53.5% 2nd half: 21-41 51.2% Game: 44-84 52.4%
3FG % 1st Half: 5-12 41.7% 2nd half: 6-16 37.5% Game: 11-28 39.3%
FT % 1st Half: 7-9 77.8% 2nd half: 9-13 69.2% Game: 16-22 72.7%

Officials: Bo Boroski, Gary Prager, Tony Chiazza
Technical fouls: Arizona State-None. Kentucky-None.

Score by periods table with columns: 1st, 2nd, Total

Last FG - ASU 2nd-00:22, UK 2nd-00:32.
Largest lead - ASU by 1 1st-19:14, UK by 48 2nd-01:44.

#11/9 UCLA 97, #1/1 Kentucky 92
Dec. 3, 2016 | Lexington, Ky.

#11/9 UCLA 97 • 9-0
Table with columns: Player, FG-FGA, 3-FGA, FT-FTA, Rebounds, PF, TP, A TO Blk, Stl, Min

FG % 1st Half: 18-31 58.1% 2nd half: 17-35 48.6% Game: 35-66 53.0%
3FG % 1st Half: 6-12 50.0% 2nd half: 4-11 36.4% Game: 10-23 43.5%
FT % 1st Half: 7-9 77.8% 2nd half: 10-12 83.3% Game: 17-21 81.0%

Kentucky 92 • 7-1

Table with columns: Player, FG-FGA, 3-FGA, FT-FTA, Rebounds, PF, TP, A TO Blk, Stl, Min

FG % 1st Half: 17-40 42.5% 2nd half: 16-40 40.0% Game: 33-80 41.3%
3FG % 1st Half: 3-11 27.3% 2nd half: 5-13 38.5% Game: 8-24 33.3%
FT % 1st Half: 8-12 66.7% 2nd half: 10-15 66.7% Game: 18-27 66.7%

Officials: Doug Shows, John Higgins, Bryon Jarrett
Technical fouls: #11/9 UCLA-None. Kentucky-None.

Score by periods table with columns: 1st, 2nd, Total

Last FG - UCLA 2nd-01:32, UK 2nd-00:10.
Largest lead - UCLA by 14 2nd-09:32, UK by 9 1st-10:00.
UCLA led for 24:39. UK led for 12:59. Game was tied for 02:22.



**#6/7 Kentucky 87, Valparaiso 63**  
Dec. 7, 2016 | Lexington, Ky.

**VALPO 63 • 7-2**

#	Player	FG-FGA	3-Ptr	Rebounds			PF	TP	A	TO	Blk	Stl	Min	
				FG-FGA	FT-FTA	Off								Def
23	Adekoya, Jubril	r 2-4	1-2	2-3	0	6	6	4	7	0	5	0	3	28
25	Peters, Alec	r 9-20	1-2	4-4	4	4	8	1	23	0	1	0	0	33
02	Walker, Tevonn	g 3-7	0-1	2-4	2	3	5	4	8	1	2	0	1	31
11	Hammink, Shane	g 2-9	1-3	3-4	2	1	3	2	8	3	2	1	2	29
15	Williams, Lexus	g 1-5	0-1	0-0	0	3	3	4	2	0	5	0	2	15
01	Bradford, Micah	g 2-10	0-4	0-0	0	1	1	1	4	1	0	0	0	15
03	Joseph, Max	g 0-3	0-0	0-2	0	0	0	4	0	0	3	0	0	12
14	Sorolla, Jaume	g 3-6	0-0	2-2	7	2	9	3	8	0	0	0	0	14
22	Smits, Derrick	g 0-1	0-0	0-0	0	0	0	0	0	0	0	0	0	5
21	Davidson, Nick	g 1-2	1-2	0-0	1	2	3	1	3	1	1	0	0	16
33	Kiser, John	g 0-0	0-0	0-0	0	0	0	1	0	0	0	0	0	2
Team					2	1	3							
<b>Totals</b>		<b>23-67</b>	<b>4-15</b>	<b>13-19</b>	<b>18</b>	<b>23</b>	<b>41</b>	<b>25</b>	<b>63</b>	<b>6</b>	<b>19</b>	<b>1</b>	<b>8</b>	<b>200</b>

FG % 1st Half: 8-29 27.6% 2nd half: 15-38 39.5% Game: 23-67 34.3%  
 3FG % 1st Half: 2-7 28.6% 2nd half: 2-8 25.0% Game: 4-15 26.7%  
 FT % 1st Half: 6-12 50.0% 2nd half: 7-7 100.0% Game: 13-19 68.4%

Deadball Rebounds 5.1

**Kentucky 87 • 8-1**

#	Player	FG-FGA	3-Ptr	Rebounds			PF	TP	A	TO	Blk	Stl	Min	
				FG-FGA	FT-FTA	Off								Def
03	Adebayo, Edrice	r 5-9	0-0	6-8	3	4	7	2	16	0	3	1	1	29
32	Gabriel, Wenyen	r 1-3	0-1	1-1	1	5	6	4	3	1	2	3	0	19
00	Fox, De'Aaron	g 3-9	0-1	3-8	1	6	7	1	9	5	1	1	2	29
05	Monk, Malik	g 6-13	1-5	2-2	1	1	2	2	15	1	2	0	0	22
13	Briscoe, Isaiah	g 4-7	0-1	2-3	0	1	2	10	2	3	0	2	24	
01	Killeya-Jones, Sacha	g 1-2	0-0	0-2	2	1	3	1	2	0	2	2	0	8
11	Mulder, Mychal	g 4-10	1-5	0-0	4	3	7	1	9	2	0	1	0	16
15	Humphries, Isaac	g 1-2	0-0	0-0	1	2	3	3	2	0	1	1	0	9
20	Calipari, Brad	g 1-2	1-2	0-0	0	0	0	0	3	0	0	0	0	3
25	Hawkins, Dominique	g 2-5	2-3	0-0	2	1	3	1	6	4	1	0	1	26
35	Willis, Derek	g 5-9	2-5	0-0	3	1	4	1	12	0	2	0	1	15
Team					3	2	5							
<b>Totals</b>		<b>33-71</b>	<b>7-23</b>	<b>14-24</b>	<b>21</b>	<b>27</b>	<b>48</b>	<b>18</b>	<b>87</b>	<b>15</b>	<b>17</b>	<b>9</b>	<b>7</b>	<b>200</b>

FG % 1st Half: 18-38 47.4% 2nd half: 15-33 45.5% Game: 33-71 46.5%  
 3FG % 1st Half: 2-10 20.0% 2nd half: 5-13 38.5% Game: 7-23 30.4%  
 FT % 1st Half: 7-10 70.0% 2nd half: 7-14 50.0% Game: 14-24 58.3%

Officials: Pat Adams, Karl Hess, KB Burdett  
 Technical fouls: VALPO-None. Kentucky-None.  
 Attendance: 21805

Score by periods	1st	2nd	Total
VALPO	24	39	63
Kentucky	45	42	87

	Points	In Paint	Off T/O	2nd Chance	Fast Break	Bench
VALPO	32	11	19	2	15	15
UK	46	19	20	18	34	3

Last FG - VALPO 2nd-01:06, UK 2nd-02:01.  
 Largest lead - VALPO None, UK by 34 2nd-10:14.  
 VALPO led for 00:00. UK led for 38:50. Game was tied for 01:10.  
 Score tied - 2 Times.  
 Lead changed - 0 Times.

**#6/7 Kentucky 96, Hofstra 73**  
Dec. 11, 2016 | Brooklyn, N.Y.

**Hofstra 73 • 6-5**

#	Player	FG-FGA	3-Ptr	Rebounds			PF	TP	A	TO	Blk	Stl	Min	
				FG-FGA	FT-FTA	Off								Def
00	GREER, Ty	r 1-8	0-2	1-4	2	2	4	2	3	1	1	0	0	27
11	GUSTYS, Rokas	r 6-10	0-0	1-4	3	5	8	3	13	2	4	0	0	25
02	POWERS, Deron	g 4-15	1-5	9-11	1	4	5	2	18	5	2	0	0	38
05	PEMBERTON, Eli	g 1-6	1-3	1-2	2	0	2	5	4	1	1	0	0	24
14	BERNARDI, Brian	g 1-6	1-5	4-5	0	2	2	0	7	2	1	0	0	31
03	WRIGHT-FOREMAN, J	g 4-9	1-3	5-6	0	4	4	1	14	0	1	0	0	17
24	ROBINSON, Jamall	g 2-6	2-4	0-1	2	4	6	2	6	0	1	0	1	24
33	SABETY, Hunter	g 1-2	0-0	2-4	3	4	7	4	4	1	2	1	0	10
44	WALKER, Andre	g 2-3	0-0	0-0	1	0	1	1	4	0	1	0	0	4
Team					5	1	6							
<b>Totals</b>		<b>22-65</b>	<b>6-22</b>	<b>23-37</b>	<b>19</b>	<b>26</b>	<b>45</b>	<b>20</b>	<b>73</b>	<b>12</b>	<b>14</b>	<b>1</b>	<b>1</b>	<b>200</b>

FG % 1st Half: 10-29 34.5% 2nd half: 12-36 33.3% Game: 22-65 33.8%  
 3FG % 1st Half: 3-12 25.0% 2nd half: 3-10 30.0% Game: 6-22 27.3%  
 FT % 1st Half: 10-16 62.5% 2nd half: 13-21 61.9% Game: 23-37 62.2%

Deadball Rebounds 9.1

**Kentucky 96 • 9-1**

#	Player	FG-FGA	3-Ptr	Rebounds			PF	TP	A	TO	Blk	Stl	Min	
				FG-FGA	FT-FTA	Off								Def
03	ADEBAYO, Edrice	r 7-10	0-0	0-1	1	6	7	2	14	1	1	2	0	25
35	WILLIS, Derek	r 3-7	2-4	0-0	2	6	8	0	8	2	0	1	2	23
00	FOX, De'Aaron	g 5-8	0-1	5-5	0	5	5	3	15	2	2	0	0	24
05	MONK, Malik	g 7-16	4-10	2-2	1	0	1	4	20	4	0	1	0	29
13	BRISCOE, Isaiah	g 8-11	1-2	2-5	1	1	2	3	19	6	3	0	0	32
01	KILLEVA-JONES, Sacha	g 2-4	0-0	0-0	2	0	2	3	4	0	0	2	1	9
11	MULDER, Mychal	g 2-6	0-2	2-2	1	4	5	1	6	0	0	0	0	15
15	HUMPHRIES, Isaac	g 1-4	0-0	1-4	1	2	3	2	3	1	0	2	0	13
20	CALIPARI, Brad	g 0-1	0-1	0-0	0	0	0	0	2	0	0	0	0	3
25	HAWKINS, Dominique	g 1-3	1-2	2-2	1	0	1	4	5	3	0	0	1	14
32	GABRIEL, Wenyen	g 1-2	0-1	0-0	1	3	4	3	2	1	1	0	0	13
Team					1	2	3							
<b>Totals</b>		<b>37-72</b>	<b>8-23</b>	<b>14-21</b>	<b>12</b>	<b>29</b>	<b>41</b>	<b>27</b>	<b>96</b>	<b>20</b>	<b>7</b>	<b>8</b>	<b>4</b>	<b>200</b>

FG % 1st Half: 18-35 51.4% 2nd half: 19-37 51.4% Game: 37-72 51.4%  
 3FG % 1st Half: 5-13 38.5% 2nd half: 3-10 30.0% Game: 8-23 34.8%  
 FT % 1st Half: 7-11 63.6% 2nd half: 7-10 70.0% Game: 14-21 66.7%

Officials: Jamie Luckie, Antinio Petty, Lamar Simpson  
 Technical fouls: Hofstra-None. Kentucky-ADEBAYO, Edrice.  
 Attendance: 7514  
 BROOKLYN HOOPS Winter Festival - Game Two

Score by periods	1st	2nd	Total
Hofstra	33	40	73
Kentucky	48	48	96

	Points	In Paint	Off T/O	2nd Chance	Fast Break	Bench
Hofstra	28	7	24	4	28	20
UK	48	23	7	14	20	3

Last FG - HOFSTRA 2nd-00:32, UK 2nd-02:55.  
 Largest lead - HOFSTRA None, UK by 31 2nd-06:42.  
 HOFSTRA led for 00:00. UK led for 39:33. Game was tied for 00:15.  
 Score tied - 0 Times.  
 Lead changed - 0 Times.

**#6/7 Kentucky 103, #7/6 North Carolina 100**  
Dec. 17, 2016 | Las Vegas

**Kentucky 103 • 10-1**

#	Player	FG-FGA	3-Ptr	Rebounds			PF	TP	A	TO	Blk	Stl	Min	
				FG-FGA	FT-FTA	Off								Def
00	Fox, De'Aaron	r 9-21	0-2	6-7	0	4	4	1	24	10	2	0	2	35
03	Adebayo, Edrice	r 6-11	0-0	1-3	4	3	7	5	13	1	0	0	0	19
05	Monk, Malik	r 18-28	8-12	3-5	0	0	0	0	47	2	2	0	1	38
13	Briscoe, Isaiah	g 4-6	1-1	1-2	3	4	7	4	10	4	1	1	0	38
32	Gabriel, Wenyen	r 1-3	0-1	2-3	3	3	6	3	4	0	2	1	0	21
01	Killeya-Jones, Sacha	g 0-0	0-0	0-0	0	0	0	0	1	0	0	0	0	1
15	Humphries, Isaac	g 1-3	0-0	0-1	2	3	5	3	2	0	1	0	0	20
25	Hawkins, Dominique	g 0-0	0-0	0-0	0	2	2	2	0	2	0	0	0	9
35	Willis, Derek	g 1-2	1-2	0-0	0	1	1	1	3	0	1	0	1	19
Team					3	4	7							
<b>Totals</b>		<b>40-74</b>	<b>10-18</b>	<b>13-21</b>	<b>15</b>	<b>24</b>	<b>39</b>	<b>20</b>	<b>103</b>	<b>19</b>	<b>10</b>	<b>2</b>	<b>4</b>	<b>200</b>

FG % 1st Half: 22-41 53.7% 2nd half: 18-33 54.5% Game: 40-74 54.1%  
 3FG % 1st Half: 5-11 45.5% 2nd half: 5-7 71.4% Game: 10-18 55.6%  
 FT % 1st Half: 7-11 63.6% 2nd half: 6-10 60.0% Game: 13-21 61.9%

Deadball Rebounds 2

**#7/6 North Carolina 100 • 10-2**

#	Player	FG-FGA	3-Ptr	Rebounds			PF	TP	A	TO	Blk	Stl	Min	
				FG-FGA	FT-FTA	Off								Def
00	Nate Britt	g 0-3	0-1	0-0	0	0	0	1	0	1	1	1	0	14
02	Joel Berry II	g 9-15	3-5	2-2	0	5	5	5	23	7	3	0	2	34
03	Kennedy Meeks	g 5-7	0-0	2-3	2	5	7	5	12	0	2	1	0	20
04	Isaiah Hicks	g 5-10	0-0	0-1	1	2	3	4	10	1	0	1	0	15
05	Tony Bradley	g 1-5	0-0	6-6	2	2	4	3	8	1	0	1	0	15
14	Brandon Robinson	g 0-1	0-0	0-0	0	1	1	1	0	0	0	0	0	7
21	Seventh Woods	g 0-0	0-0	0-0	0	0	0	0	1	0	0	2	0	4
24	Kenny Williams	g 1-2	0-1	0-0	1	2	3	1	2	5	0	1	0	34
32	Luke Maye	g 4-6	2-3	1-2	1	2	3	0	11	0	1	0	1	21
44	Justin Jackson	g 10-17	4-7	10-15	0	5	5	0	34	3	0	0	1	36
Team					3	1	4							
<b>Totals</b>		<b>35-66</b>	<b>9-17</b>	<b>21-28</b>	<b>10</b>	<b>25</b>	<b>35</b>	<b>22</b>	<b>100</b>	<b>18</b>	<b>9</b>	<b>5</b>	<b>4</b>	<b>200</b>

FG % 1st Half: 17-32 53.1% 2nd half: 18-34 52.9% Game: 35-66 53.0%  
 3FG % 1st Half: 3-7 42.9% 2nd half: 6-10 60.0% Game: 9-17 52.9%  
 FT % 1st Half: 14-19 73.7% 2nd half: 7-9 77.8% Game: 21-28 75.0%

Deadball Rebounds 4

Officials: Rodger Ayers, David Hall, Verne Harris  
 Technical fouls: Kentucky-None. #7/6 North Carolina-TEAM.  
 Attendance: 19298  
 CBS Classic Game Two

Score by periods	1st	2nd	Total
Kentucky	56	47	103
#7/6 North Carolina	51	49	100

||
||
||



**#8/8 Kentucky 99, Ole Miss 76**  
Dec. 29, 2016 | Oxford, Miss.

**Kentucky 99 • 11-2 1-0 SEC**

#	Player	Total		3-Ptr		Rebounds			PF	TP	A	TO	Blk	Stl	Min
		FG-FGA	FG-FGA	FT-FTA	Off	Def	Tot								
03	Adebayo, Edrice	r	12-19	0-0	1-4	1	3	4	1	25	1	1	3	0	34
32	Gabriel, Wenyen	r	1-2	0-0	0-0	1	2	3	3	2	2	0	2	1	14
00	Fox, De'Aaron	g	3-10	0-2	1-3	0	5	5	2	7	7	1	0	0	23
05	Monk, Malik	g	11-16	5-7	7-8	2	4	6	2	34	1	1	0	3	35
13	Briscoe, Isaiah	g	6-14	1-1	6-6	3	7	10	2	19	11	2	0	1	36
01	Killeya-Jones, Sacha	g	0-0	0-0	0-0	0	0	0	0	0	0	0	0	0	0+
11	Mulder, Mychal	g	1-3	1-3	0-0	0	0	0	1	3	0	0	0	0	13
14	Wynyard, Tai	g	0-0	0-0	0-0	0	0	0	1	0	0	0	0	0	2
15	Humphries, Isaac	g	0-0	0-0	2-2	0	3	3	0	2	0	1	1	0	4
20	Callipari, Brad	g	0-0	0-0	0-0	0	0	0	0	0	0	0	0	0	1
25	Hawkins, Dominique	g	0-3	0-1	0-0	0	0	0	3	0	1	0	0	0	14
35	Willis, Derek	g	3-7	1-4	0-1	2	7	9	2	7	1	1	2	0	24
Team						2	0	2							
Totals			37-74	8-18	17-24	11	31	42	17	99	24	8	9	2	200

FG % 1st Half: 24-39 61.5% 2nd half: 13-35 37.1% Game: 37-74 50.0%  
3FG % 1st Half: 5-8 62.5% 2nd half: 3-10 30.0% Game: 6-18 44.4%  
FT % 1st Half: 7-10 70.0% 2nd half: 10-14 71.4% Game: 17-24 70.8%

Deadball Rebounds 2,1

**Ole Miss 76 • 9-4 0-1 SEC**

#	Player	Total		3-Ptr		Rebounds			PF	TP	A	TO	Blk	Stl	Min
		FG-FGA	FG-FGA	FT-FTA	Off	Def	Tot								
05	Hymon, Marcanvis	r	0-1	0-0	0-0	1	3	4	4	0	0	1	2	0	12
11	Saiz, Sebastian	r	7-17	3-7	6-6	3	10	13	4	23	2	6	0	0	36
01	Burnett, Deandre	g	7-15	0-3	5-6	0	2	2	2	19	6	3	0	0	31
02	Neal, Cullen	g	0-1	0-1	0-0	0	3	3	3	0	1	4	0	0	17
03	Davis, Terence	g	3-13	1-4	0-0	3	2	5	4	7	1	0	1	0	20
00	Fitzpatrick-Dorsey, D	g	0-1	0-0	0-0	0	0	0	0	0	0	0	0	0	5
04	Tyree, Breen	g	2-3	0-1	0-0	0	4	4	3	4	3	1	0	0	20
14	Brooks, Rasheed	g	4-16	2-6	5-5	2	1	3	0	15	0	0	0	3	27
32	Morris, Nate	g	0-0	0-0	0-0	0	0	0	0	0	0	0	0	0	4
50	Furmanavičius, Justas	g	4-5	0-0	0-0	3	3	6	3	8	0	0	0	3	28
Team						2	3	5							
Totals			27-72	6-22	16-17	14	31	45	23	76	13	15	6	3	200

FG % 1st Half: 14-41 34.1% 2nd half: 13-31 41.9% Game: 27-72 37.5%  
3FG % 1st Half: 2-10 20.0% 2nd half: 4-12 33.3% Game: 6-22 27.3%  
FT % 1st Half: 9-9 100.0% 2nd half: 7-8 87.5% Game: 16-17 94.1%

Deadball Rebounds 0

Officials: Joe Lindsay, Tony Henderson, Ted Valentine  
Technical fouls: Kentucky-None. Ole Miss-None.  
Attendance: 9086

Score by periods	1st	2nd	Total
Kentucky	60	39	99
Ole Miss	39	37	76

Last FG - UK 2nd-02:05, OM 2nd-00:47.  
Largest lead - UK by 28 2nd-02:25, OM by 2 1st-19:26.  
UK led for 38:23. OM led for 00:23. Game was tied for 01:14.

**#6/6 Kentucky 97, Arkansas 71**  
Jan. 7, 2017 | Lexington, Ky.

**Arkansas 71 • 12-3, 1-2**

#	Player	Total		3-Ptr		Rebounds			PF	TP	A	TO	Blk	Stl	Min
		FG-FGA	FG-FGA	FT-FTA	Off	Def	Tot								
05	Cook, Arlando	r	3-5	0-0	0-0	0	1	1	0	6	0	0	0	1	15
33	Kingsley, Moses	r	4-8	1-1	5-5	1	6	7	4	14	2	2	1	1	33
03	Hannas, Dusty	g	2-12	0-5	2-2	0	1	1	4	6	2	0	0	0	22
00	Macon, Daryl	g	5-12	3-7	2-2	0	0	0	3	15	1	0	0	0	26
21	Watkins, Manuele	g	4-6	0-0	0-0	1	6	7	3	8	1	0	0	0	32
00	Barford, Jaylen	g	6-9	0-1	2-3	3	1	4	4	14	0	5	0	0	17
01	Thompson, Trey	g	0-2	0-0	4-4	1	3	4	4	2	0	2	1	0	20
02	Bailey, Adriano	g	0-0	0-0	0-0	0	0	0	1	0	1	0	0	0	4
12	Hazen, Brachen	g	0-0	0-0	0-0	0	0	0	0	0	0	0	0	0	1
13	Thomas, Dustin	g	0-2	0-0	0-0	1	1	2	4	0	1	0	0	0	7
23	Jones, CJ	g	0-0	0-0	0-0	0	0	0	0	0	0	0	0	0	1
31	Beard, Anton	g	1-7	0-2	2-5	0	0	0	4	4	1	0	0	0	22
Team						2	1	3							
Totals			25-63	4-16	17-21	9	20	29	31	71	11	8	3	3	200

FG % 1st Half: 13-32 40.6% 2nd half: 12-31 38.7% Game: 25-63 39.7%  
3FG % 1st Half: 2-7 28.6% 2nd half: 2-9 22.2% Game: 4-16 25.0%  
FT % 1st Half: 10-12 83.3% 2nd half: 7-9 77.8% Game: 17-21 81.0%

Deadball Rebounds 2,1

**Kentucky 97 • 13-2, 3-0**

#	Player	Total		3-Ptr		Rebounds			PF	TP	A	TO	Blk	Stl	Min
		FG-FGA	FG-FGA	FT-FTA	Off	Def	Tot								
03	Adebayo, Edrice	r	3-5	0-0	5-10	4	3	7	2	11	1	1	1	1	33
32	Gabriel, Wenyen	r	1-2	0-1	1-2	1	3	4	3	3	0	2	2	0	12
00	Fox, De'Aaron	g	10-16	0-2	7-7	0	6	6	2	27	6	2	0	1	36
05	Monk, Malik	g	4-10	0-5	4-6	1	0	1	4	12	3	1	0	1	27
13	Briscoe, Isaiah	g	4-11	0-1	7-9	3	5	8	2	15	1	2	0	0	36
01	Killeya-Jones, Sacha	g	0-0	0-0	2-2	0	2	2	0	2	1	0	0	0	2
10	David, Jonny	g	0-0	0-0	0-0	0	0	0	0	0	0	0	0	0	0+
11	Mulder, Mychal	g	2-3	2-3	0-0	0	1	1	2	6	0	0	0	0	9
14	Wynyard, Tai	g	0-0	0-0	0-0	0	0	0	0	0	0	0	0	0	2
15	Humphries, Isaac	g	1-1	0-0	2-4	2	2	4	0	4	0	0	0	0	7
20	Callipari, Brad	g	0-0	0-0	0-0	0	0	0	0	0	0	0	0	0	1
25	Hawkins, Dominique	g	1-4	0-2	0-0	0	2	2	2	1	1	0	0	0	15
30	Pulliam, Dillon	g	0-0	0-0	0-0	0	0	0	0	0	0	0	0	0	0+
35	Willis, Derek	g	6-8	3-5	0-0	2	3	5	3	15	0	0	2	0	19
Team						2	2	4							
Totals			32-60	5-19	28-40	15	29	44	20	97	13	9	5	3	200

FG % 1st Half: 15-30 50.0% 2nd half: 17-30 56.7% Game: 32-60 53.3%  
3FG % 1st Half: 3-10 30.0% 2nd half: 2-9 22.2% Game: 5-19 26.3%  
FT % 1st Half: 8-12 66.7% 2nd half: 20-28 71.4% Game: 28-40 70.0%

Deadball Rebounds 4,2

Officials: Doug Shows, Terry Wymer, Alfred Smith  
Technical fouls: Arkansas-Barford, Jaylen. Kentucky-Fox, De'Aaron.  
Attendance: 24322

Score by periods	1st	2nd	Total
Arkansas	38	33	71
Kentucky	41	56	97

Last FG - AR 2nd-01:24, UK 2nd-00:53.  
Largest lead - AR by 4 1st-08:04, UK by 26 2nd-00:21.  
AR led for 03:21. UK led for 36:20. Game was tied for 00:19.

**#6/6 Kentucky 100, Texas A&M 58**  
Jan. 3, 2017 | Lexington, Ky.

**Texas A&M 58 • 8-5, 0-2**

#	Player	Total		3-Ptr		Rebounds			PF	TP	A	TO	Blk	Stl	Min
		FG-FGA	FG-FGA	FT-FTA	Off	Def	Tot								
01	Hogg, DJ	r	1-7	1-3	0-0	1	3	4	0	3	2	7	0	0	28
42	Miller, Tavario	r	1-2	0-0	1-2	1	2	3	3	3	1	2	0	0	15
34	Davis, Tyler	c	4-6	0-0	5-6	1	1	2	3	13	2	7	1	0	24
03	Gilder, Admon	g	5-13	2-3	1-3	2	4	6	5	13	2	1	0	2	29
02	Collins, Chris	g	2-3	1-1	0-0	0	3	3	3	5	1	3	0	0	22
02	Vila, Eric	g	0-0	0-0	2-2	1	0	1	1	2	1	0	0	0	10
05	Hampton, JC	g	1-3	1-2	0-0	0	0	0	3	3	0	2	0	0	18
10	Trocha-Morelos, Tony	g	2-5	1-3	1-2	1	3	4	3	6	2	1	2	0	26
23	Smith, Caleb	g	1-2	0-1	0-0	0	0	0	0	2	0	0	0	0	7
33	Carlton, Chase	g	0-0	0-0	0-0	0	1	1	1	0	1	0	0	0	4
44	Williams, Robert	g	4-6	0-0	0-2	0	2	2	1	8	0	0	4	0	17
Team						2	0	2							
Totals			21-47	6-13	10-17	9	19	28	23	58	12	25	7	2	200

FG % 1st Half: 10-26 38.5% 2nd half: 11-21 52.4% Game: 21-47 44.7%  
3FG % 1st Half: 3-6 50.0% 2nd half: 3-7 42.9% Game: 6-13 46.2%  
FT % 1st Half: 4-8 50.0% 2nd half: 6-9 66.7% Game: 10-17 58.8%

Deadball Rebounds 4

**Kentucky 100 • 12-2, 2-0**

#	Player	Total		3-Ptr		Rebounds			PF	TP	A	TO	Blk	Stl	Min
		FG-FGA	FG-FGA	FT-FTA	Off	Def	Tot								
03	Adebayo, Edrice	r	4-6	0-0	2-2	1	2	3	0	10	1	2	3	3	23
32	Gabriel, Wenyen	r	1-4	1-2	2-2	2	4	6	3	5	0	0	0	0	23
00	Fox, De'Aaron	g	5-9	0-1	5-8	1	4	5	0	15	6	3	0	2	28
05	Monk, Malik	g	8-11	5-7	5-5	0	1	1	1	26	0	1	0	1	24
13	Briscoe, Isaiah	g	5-9	3-3	0-0	1	0	1	3	13	7	0	0	1	28
01	Killeya-Jones, Sacha	g	1-3	0-0	0-0	2	0	2	1	2	0	1	0	0	6
10	David, Jonny	g	1-1	1-1	2-2	0	0	0	0	5	0	0	0	0	2
11	Mulder, Mychal	g	1-3	1-3	2-2	1	1	2	1	5	0	1	0	0	8
14	Wynyard, Tai	g	0-0	0-0	0-0	0	0	0	0	2	0	0	0	0	4
15	Humphries, Isaac	g	3-6	0-0	2-4	2	4	6	4	8	1	0	0	0	13
20	Callipari, Brad	g	0-1	0-1	0-0	1	0								





#6/6 Kentucky 92, Auburn 72
Jan. 14, 2017 | Lexington, Ky.

Box score table for Auburn 72 vs Kentucky 92. Columns include Player, FG-FGA, 3-Ptr, FT-FTA, Rebounds, PF, TP, A, TO, Blk, Stl, Min.

FG % 1st Half: 17-34 50.0% 2nd half: 12-28 42.9% Game: 29-62 46.8%
3FG % 1st Half: 4-7 57.1% 2nd half: 5-9 55.6% Game: 9-16 56.3%
FT % 1st Half: 1-2 50.0% 2nd half: 4-13 30.8% Game: 5-15 33.3%

Kentucky 92 • 15-2,5-0

Box score table for Kentucky 92 vs Auburn 72. Columns include Player, FG-FGA, 3-Ptr, FT-FTA, Rebounds, PF, TP, A, TO, Blk, Stl, Min.

FG % 1st Half: 18-31 58.1% 2nd half: 14-25 56.0% Game: 32-56 57.1%
3FG % 1st Half: 8-12 66.7% 2nd half: 3-7 42.9% Game: 11-19 57.9%
FT % 1st Half: 7-13 53.8% 2nd half: 10-19 52.6% Game: 17-32 53.1%

Officials: Karl Hess, Terry Oglesby, Sean Casey
Technical fouls: Auburn-None. Kentucky-None.
Attendance: 24372

Score by periods table with columns 1st, 2nd, Total and Points, In, Off, 2nd, Fast, Bench.

Last FG - AU 2nd-04:28, UK 2nd-01:44.
Largest lead - AU by 3 1st-15:12, UK by 20 2nd-01:44.
AU led for 02:23. UK led for 36:54. Game was tied for 00:43.

#5/5 Kentucky 88, Mississippi State 81
Jan. 17, 2017 | Starkville, Miss.

Box score table for Kentucky 88 vs Mississippi State 81. Columns include Player, FG-FGA, 3-Ptr, FT-FTA, Rebounds, PF, TP, A, TO, Blk, Stl, Min.

FG % 1st Half: 18-34 52.9% 2nd half: 15-31 48.4% Game: 33-65 50.8%
3FG % 1st Half: 4-8 50.0% 2nd half: 3-10 30.0% Game: 7-18 38.9%
FT % 1st Half: 6-10 60.0% 2nd half: 9-14 64.3% Game: 15-24 62.5%

Mississippi State 81 • 12-5, 3-2

Box score table for Mississippi State 81 vs Kentucky 88. Columns include Player, FG-FGA, 3-Ptr, FT-FTA, Rebounds, PF, TP, A, TO, Blk, Stl, Min.

FG % 1st Half: 14-27 51.9% 2nd half: 18-32 56.3% Game: 32-59 54.2%
3FG % 1st Half: 2-8 25.0% 2nd half: 3-9 33.3% Game: 5-17 29.4%
FT % 1st Half: 4-8 50.0% 2nd half: 8-14 57.1% Game: 12-22 54.5%

Officials: Ted Valentine, Byron Jarrett, William Covington
Technical fouls: Kentucky-Isaiah Briscoe; TEAM, Mississippi State-0
Weatherspoon; Aric Holman.
Attendance: 9768

Score by periods table with columns 1st, 2nd, Total and Points, In, Off, 2nd, Fast, Bench.

Last FG - UK 2nd-00:57, MS 2nd-00:38.
Largest lead - UK by 18 2nd-12:54, MS None.
UK led for 38:28. MS led for 00:00. Game was tied for 01:32.

#5/5 Kentucky 85, #24/24 South Carolina 69
Jan. 21, 2017 | Lexington, Ky.

Box score table for #24/24 South Carolina 69 vs Kentucky 85. Columns include Player, FG-FGA, 3-Ptr, FT-FTA, Rebounds, PF, TP, A, TO, Blk, Stl, Min.

FG % 1st Half: 13-25 52.0% 2nd half: 11-33 33.3% Game: 24-58 41.4%
3FG % 1st Half: 2-5 40.0% 2nd half: 3-15 20.0% Game: 5-20 25.0%
FT % 1st Half: 10-12 83.3% 2nd half: 6-7 85.7% Game: 16-19 84.2%

Kentucky 85 • 17-2, 7-0

Box score table for Kentucky 85 vs #24/24 South Carolina 69. Columns include Player, FG-FGA, 3-Ptr, FT-FTA, Rebounds, PF, TP, A, TO, Blk, Stl, Min.

FG % 1st Half: 17-26 65.4% 2nd half: 11-22 50.0% Game: 28-48 58.3%
3FG % 1st Half: 5-12 41.7% 2nd half: 3-8 37.5% Game: 8-20 40.0%
FT % 1st Half: 8-9 88.9% 2nd half: 13-19 68.4% Game: 21-28 75.0%

Officials: Karl Hess, Ron Groover, Chuck Jones
Technical fouls: #24/24 South Carolina-None. Kentucky-None.
Attendance: 24389

Score by periods table with columns 1st, 2nd, Total and Points, In, Off, 2nd, Fast, Bench.

Last FG - SC 2nd-00:14, UK 2nd-01:27.
Largest lead - SC None, UK by 23 2nd-01:27.
SC led for 00:00. UK led for 39:50. Game was tied for 00:10.

Tennessee 82, #4/4 Kentucky 80
Jan. 24, 2017 | Knoxville, Tenn.

Box score table for Kentucky 80 vs Tennessee 82. Columns include Player, FG-FGA, 3-Ptr, FT-FTA, Rebounds, PF, TP, A, TO, Blk, Stl, Min.

FG % 1st Half: 11-32 34.4% 2nd half: 14-28 50.0% Game: 25-60 41.7%
3FG % 1st Half: 2-13 15.4% 2nd half: 4-11 36.4% Game: 6-24 25.0%
FT % 1st Half: 10-15 66.7% 2nd half: 14-16 87.5% Game: 24-31 77.4%

Tennessee 82 • 11-9, 4-4 SEC

Box score table for Tennessee 82 vs Kentucky 80. Columns include Player, FG-FGA, 3-Ptr, FT-FTA, Rebounds, PF, TP, A, TO, Blk, Stl, Min.

FG % 1st Half: 14-34 41.2% 2nd half: 16-30 53.3% Game: 30-64 46.9%
3FG % 1st Half: 4-6 66.7% 2nd half: 1-4 25.0% Game: 5-10 50.0%
FT % 1st Half: 7-10 70.0% 2nd half: 10-17 58.8% Game: 17-27 63.0%

Officials: Joe Lindsay, Olandis Poole, Roger Ayers
Technical fouls: Kentucky-None. Tennessee-None.
Attendance: 19349

Score by periods table with columns 1st, 2nd, Total and Points, In, Off, 2nd, Fast, Bench.

Last FG - UK 2nd-00:01, UT 2nd-00:14.
Largest lead - UK by 6 1st-16:54, UT by 11 2nd-12:49.
UK led for 06:52. UT led for 29:50. Game was tied for 03:14.





**#2/1 Kansas 79, #4/4 Kentucky 73**  
**Jan. 28, 2017 | Lexington, Ky.**

**#2/1 KANSAS 79 • 19-2, 7-1**

#	Player	c	Total			3-Ptr			Rebounds			PF	TP	A	TO	Bk	Stl	Min
			FG-FGA	FG-FGA	FT-FTA	Off	Def	Tot	FG-FGA	FG-FGA	FT-FTA							
33	Lucas, Landen	c	6-6	0-0	1-1	3	2	5	5	13	0	0	1	1			27	
00	Mason III, Frank	g	9-18	1-4	2-5	0	3	3	0	21	4	4	0	2			37	
04	Graham, Devonte'	g	4-11	2-7	2-2	2	5	7	2	12	1	5	0	1			37	
10	Mykhailiuk, Svi	g	2-6	0-2	4-6	1	1	2	2	8	1	0	0	0			28	
11	Jackson, Josh	g	9-17	2-5	0-2	2	8	10	1	20	3	2	0	2			39	
02	Vick, Lagerald	g	1-4	0-1	0-0	0	3	3	1	2	0	0	0	2			18	
22	Coleby, Dwight	g	1-1	0-0	1-2	0	1	1	4	3	0	0	0	1			10	
44	Lightfoot, Mitch	g	0-1	0-0	0-0	1	0	1	0	0	0	1	1	0			4	
Team						1 1 2												
Totals			32-64	5-19	10-18	10	24	34	15	79	9	12	2	9			200	

FG % 1st Half: 12-30 40.0% 2nd half: 20-34 58.8% Game: 32-64 50.0%  
 3FG % 1st Half: 0-8 0.0% 2nd half: 5-11 45.5% Game: 5-19 26.3%  
 FT % 1st Half: 3-6 50.0% 2nd half: 7-12 58.3% Game: 10-18 55.6%

**Kentucky 73 • 17-4, 7-1**

#	Player	f	Total			3-Ptr			Rebounds			PF	TP	A	TO	Bk	Stl	Min
			FG-FGA	FG-FGA	FT-FTA	Off	Def	Tot	FG-FGA	FG-FGA	FT-FTA							
03	Adebayo, Edrice	f	3-7	0-0	4-10	4	4	8	4	10	3	4	1	2			37	
32	Gabriel, Wenyen	f	0-3	0-3	0-0	0	2	2	1	0	0	1	0	1			14	
00	Fox, De'Aaron	g	5-12	0-2	0-0	0	2	2	3	10	2	5	0	2			38	
05	Monk, Malik	g	6-13	2-6	4-5	1	3	4	2	18	2	2	0	0			39	
13	Briscoe, Isaiah	g	4-9	1-2	3-4	3	5	8	3	12	6	3	0	0			26	
15	Humphries, Isaac	g	0-0	0-0	0-0	0	0	0	2	0	0	1	1	0			4	
25	Hawkins, Dominique	g	2-4	0-1	1-1	1	3	4	1	5	1	0	0	0			17	
35	Willis, Derek	g	6-7	5-6	1-2	0	6	6	1	18	0	1	2	0			25	
Team						0 1 1												
Totals			26-55	8-20	13-22	9	26	35	17	73	14	17	4	5			200	

FG % 1st Half: 12-28 42.9% 2nd half: 14-27 51.9% Game: 26-55 47.3%  
 3FG % 1st Half: 3-8 37.5% 2nd half: 5-12 41.7% Game: 8-20 40.0%  
 FT % 1st Half: 5-11 45.5% 2nd half: 8-11 72.7% Game: 13-22 59.1%

Officials: Doug Shows, Joe DeRosa, Keith Kimble  
 Technical fouls: #2/1 KANSAS-None. Kentucky-None.  
 Attendance: 24418

Score by periods	1st	2nd	Total	Points	In Paint	Off T/O	2nd Chance	Fast Break	Bench
#2/1 KANSAS	27	52	79	44	21	17	10	5	
Kentucky	32	41	73	34	7	7	6	23	

Last FG - KU 2nd-01:09, UK 2nd-00:21.  
 Largest lead - KU by 10 2nd-04:41, UK by 12 1st-10:03.  
 UK led for 14:02. UK led for 23:38. Game was tied for 02:20.

**#8/6 Kentucky 90, Georgia 81 (OT)**  
**Jan. 31, 2017 | Lexington, Ky.**

**Georgia 81 • 13-9, 4-5**

#	Player	f	Total			3-Ptr			Rebounds			PF	TP	A	TO	Bk	Stl	Min
			FG-FGA	FG-FGA	FT-FTA	Off	Def	Tot	FG-FGA	FG-FGA	FT-FTA							
01	Maten, Yante	f	8-15	1-1	5-9	1	4	5	2	22	5	3	1	0			39	
34	Ogbeide, Derek	f	7-9	0-0	4-7	2	11	13	4	18	0	0	2	1			35	
00	Jackson, William II	g	0-0	0-0	1-2	0	1	1	1	1	1	1	0	0			16	
03	Parker, Juwan	g	2-6	0-1	0-0	0	0	0	5	4	1	2	0	0			23	
30	Frazier, J.J.	g	8-21	3-4	4-5	1	2	3	5	23	5	3	0	3			41	
02	Harris, Jordan	g	3-5	2-2	1-1	0	2	2	4	9	1	1	0	0			28	
04	Crump, Tyree	g	0-2	0-1	0-0	0	0	0	0	1	0	0	1	0			3	
05	Diatla, Pape	g	1-2	0-1	0-0	0	2	2	3	2	0	2	0	0			4	
13	Wilridge, E/Torrian	g	0-0	0-0	0-0	0	2	2	1	0	1	3	1	1			17	
25	Geno, Kenny Paul	g	0-0	0-0	0-0	0	0	0	0	0	0	1	0	0			7	
32	Edwards, Mike	g	1-1	0-0	0-0	0	1	1	2	2	0	0	0	0			12	
Team						3 0 3												
Totals			30-61	6-10	15-24	7	25	32	28	81	15	17	4	5			225	

FG % 1st Half: 12-25 48.0% 2nd half: 16-30 53.3% OT: 2-6 33.3% Game: 30-61 49.2%  
 3FG % 1st Half: 3-5 60.0% 2nd half: 3-4 75.0% OT: 0-1 0.0% Game: 6-10 60.0%  
 FT % 1st Half: 2-3 66.7% 2nd half: 12-18 66.7% OT: 1-3 33.3% Game: 15-24 62.5%

**Kentucky 90 • 18-4, 8-1**

#	Player	f	Total			3-Ptr			Rebounds			PF	TP	A	TO	Bk	Stl	Min
			FG-FGA	FG-FGA	FT-FTA	Off	Def	Tot	FG-FGA	FG-FGA	FT-FTA							
03	Adebayo, Edrice	f	4-6	0-0	4-6	2	3	5	4	12	0	1	1	1			22	
15	Humphries, Isaac	f	2-5	0-0	0-0	4	3	7	3	4	0	1	0	0			13	
35	Willis, Derek	f	1-4	1-4	0-0	0	5	4	4	3	0	0	2	3			36	
05	Monk, Malik	g	10-21	7-11	10-12	0	3	3	1	37	1	5	3	3			44	
13	Briscoe, Isaiah	g	6-15	0-2	11-15	4	7	11	3	23	8	6	0	0			45	
14	Wynyard, Tai	g	0-0	0-0	0-0	0	2	2	3	0	0	1	1	1			12	
25	Hawkins, Dominique	g	1-5	0-2	2-2	0	1	1	1	4	1	0	0	0			25	
32	Gabriel, Wenyen	g	3-8	1-2	0-1	5	1	6	3	7	0	0	1	0			28	
Team						2 3 5												
Totals			27-64	9-21	27-36	17	28	45	22	90	14	14	6	7			225	

FG % 1st Half: 9-31 29.0% 2nd half: 14-27 51.9% OT: 4-6 66.7% Game: 27-64 42.2%  
 3FG % 1st Half: 2-8 25.0% 2nd half: 5-10 50.0% OT: 2-3 66.7% Game: 9-21 42.9%  
 FT % 1st Half: 9-10 90.0% 2nd half: 14-20 70.0% OT: 4-6 66.7% Game: 27-36 75.0%

Officials: Tony Greene, Pat Adams, Don Daily  
 Technical fouls: Georgia-None. Kentucky-None.  
 Attendance: 23814

Score by periods	1st	2nd	OT	Total	Points	In Paint	Off T/O	2nd Chance	Fast Break	Bench
Georgia	29	47	5	81	40	18	3	4	13	
Kentucky	29	47	14	90	30	20	24	6	11	

Last FG - UK OT-01:51.  
 Largest lead - UK by 14 1st-14:07, UK by 9 OT-00:43.  
 UK led for 19:35. UK led for 18:56. Game was tied for 06:28.

**#24/23 Florida 88, #8/6 Kentucky 66**  
**Feb. 4, 2017 | Gainesville, Fla.**

**Kentucky 66 • 18-5, 8-2 SEC**

#	Player	f	Total			3-Ptr			Rebounds			PF	TP	A	TO	Bk	Stl	Min
			FG-FGA	FG-FGA	FT-FTA	Off	Def	Tot	FG-FGA	FG-FGA	FT-FTA							
03	Adebayo, Edrice	f	4-10	0-0	1-5	1	6	7	3	9	1	2	1	4			33	
32	Gabriel, Wenyen	f	2-2	1-1	0-2	1	4	5	5	5	0	0	1	0			13	
05	Monk, Malik	g	4-14	3-7	0-0	0	0	0	4	11	2	1	0	0			34	
13	Briscoe, Isaiah	g	3-10	0-1	0-2	1	2	3	2	6	3	4	0	0			30	
25	Hawkins, Dominique	g	0-4	0-2	4-4	0	0	0	1	4	0	3	0	1			21	
00	Fox, De'Aaron	g	5-11	0-1	9-10	0	3	3	4	19	0	3	0	0			25	
11	Mulder, Mychal	g	3-6	2-5	0-0	1	0	1	0	8	0	0	0	1			16	
14	Wynyard, Tai	g	1-1	0-0	0-0	1	0	1	2	2	0	0	0	0			7	
15	Humphries, Isaac	g	0-0	0-0	0-0	0	1	1	0	0	1	0	0	0			3	
35	Willis, Derek	g	1-3	0-1	0-0	0	5	5	3	2	0	0	0	1			18	
Team						1 2 3												
Totals			23-61	6-18	14-23	6	23	29	24	66	7	13	3	7			200	

FG % 1st Half: 9-30 30.0% 2nd half: 14-31 45.2% Game: 23-61 37.7%  
 3FG % 1st Half: 2-7 28.6% 2nd half: 4-11 36.4% Game: 6-18 33.3%  
 FT % 1st Half: 6-10 60.0% 2nd half: 8-13 61.5% Game: 14-23 60.9%

**#24/23 Florida 88 • 18-5, 8-2 SEC**

#	Player	f	Total			3-Ptr			Rebounds			PF	TP	A	TO	Bk	Stl	Min
			FG-FGA	FG-FGA	FT-FTA	Off	Def	Tot	FG-FGA	FG-FGA	FT-FTA							
01	Robinson, Devin	f	5-7	3-4	3-5	3	6	9	1	16	0	2	2	0			36	
23	Leon, Justin	f	1-4	1-3	0-1	1	2	3	4	3	0	1	0	0			19	
15	Egbinu, John	c	3-4	0-0	2-6	3	4	7	4	8	0	2	1	0			21	
00	Hill, Kasey	g	8-16	1-3														



#15/12 Kentucky 67, Alabama 58 Feb. 11, 2017 | Tuscaloosa, Ala.

Kentucky 67 • 20-5, 10-2

Box score table for Kentucky vs Alabama, showing player stats (FG, 3-Ptr, Rebounds, PF, TP, A TO Blk Stl) and team totals.

FG % 1st Half: 12-29 41.4% 2nd half: 15-33 45.5% Game: 27-62 43.5%
3FG % 1st Half: 2-8 25.0% 2nd half: 1-6 16.7% Game: 3-14 21.4%
FT % 1st Half: 3-8 37.5% 2nd half: 7-10 70.0% Game: 10-18 55.6%

Alabama 58 • 14-10, 7-5

Box score table for Alabama vs Kentucky, showing player stats and team totals.

FG % 1st Half: 8-25 32.0% 2nd half: 15-26 57.7% Game: 23-51 45.1%
3FG % 1st Half: 1-7 14.3% 2nd half: 2-7 28.6% Game: 3-14 21.4%
FT % 1st Half: 3-11 27.3% 2nd half: 6-15 40.0% Game: 9-26 34.6%

Officials: Mike Nance, Lee Cassell, Rob Rorke
Technical fouls: Kentucky-None. Alabama-None.
Attendance: 15383

Score by periods table for Kentucky vs Alabama.

Last FG - UK 2nd-00:33, UA 2nd-00:13.
Largest lead - UK by 18 2nd-15:18, UA by 3 1st-15:58.
UK led for 34:56, UA led for 00:32. Game was tied for 04:32.

#13/11 Kentucky 83, Tennessee 58 Feb. 14, 2017 | Lexington, Ky.

Tennessee 58 • 14-12, 6-7

Box score table for Tennessee vs Kentucky, showing player stats and team totals.

FG % 1st Half: 9-29 31.0% 2nd half: 9-23 39.1% Game: 18-52 34.6%
3FG % 1st Half: 2-9 22.2% 2nd half: 1-7 14.3% Game: 3-16 18.8%
FT % 1st Half: 12-14 85.7% 2nd half: 7-10 70.0% Game: 19-24 79.2%

Kentucky 83 • 21-5, 11-2

Box score table for Kentucky vs Tennessee, showing player stats and team totals.

FG % 1st Half: 16-35 45.7% 2nd half: 16-34 47.1% Game: 32-69 46.4%
3FG % 1st Half: 10-18 55.6% 2nd half: 1-7 14.3% Game: 11-25 44.0%
FT % 1st Half: 5-7 71.4% 2nd half: 3-5 60.0% Game: 8-12 66.7%

Officials: Pat Adams, Lamar Simpson, Doug Shows
Technical fouls: Tennessee-None. Kentucky-None.
Attendance: 24391

Score by periods table for Kentucky vs Tennessee.

Last FG - UT 2nd-02:11, UK 2nd-03:34.
Largest lead - UT by 5 1st-18:19, UK by 28 2nd-05:04.
UT led for 03:40, UK led for 36:06. Game was tied for 00:14.

#13/11 Kentucky 82, Georgia 77 Feb. 18, 2017 | Athens, Ga.

Kentucky 82 • 22-5, 12-2

Box score table for Kentucky vs Georgia, showing player stats and team totals.

FG % 1st Half: 12-26 46.2% 2nd half: 14-35 40.0% Game: 26-61 42.6%
3FG % 1st Half: 4-10 40.0% 2nd half: 3-11 27.3% Game: 7-21 33.3%
FT % 1st Half: 5-5 100.0% 2nd half: 18-23 78.3% Game: 23-28 82.1%

Georgia 77 • 15-12, 6-8

Box score table for Georgia vs Kentucky, showing player stats and team totals.

FG % 1st Half: 11-24 45.8% 2nd half: 17-31 54.8% Game: 28-55 50.9%
3FG % 1st Half: 1-8 12.5% 2nd half: 2-7 28.6% Game: 3-15 20.0%
FT % 1st Half: 8-12 66.7% 2nd half: 10-12 83.3% Game: 18-24 75.0%

Officials: Anthony Jordan, Ron Groover, Brian Shey
Technical fouls: Kentucky-Monk, Malik. Georgia-Edwards, Mike.
Attendance: 10523

Score by periods table for Kentucky vs Georgia.

Last FG - UK 2nd-01:12, UGA 2nd-00:55.
Largest lead - UK by 6 2nd-18:42, UGA by 4 1st-19:03.
UK led for 24:44, UGA led for 11:29. Game was tied for 03:47.

#11/10 Kentucky 72, Missouri 62 Feb. 21, 2017 | Columbia, Mo.

Kentucky 72 • 23-5, 13-2

Box score table for Kentucky vs Missouri, showing player stats and team totals.

FG % 1st Half: 11-25 44.0% 2nd half: 13-27 48.1% Game: 24-52 46.2%
3FG % 1st Half: 3-9 33.3% 2nd half: 2-9 22.2% Game: 5-18 27.8%
FT % 1st Half: 6-12 50.0% 2nd half: 13-16 81.3% Game: 19-28 67.9%

Mizzou 62 • 7-20, 2-13

Box score table for Missouri vs Kentucky, showing player stats and team totals.

FG % 1st Half: 13-31 41.9% 2nd half: 9-29 31.0% Game: 22-60 36.7%
3FG % 1st Half: 3-12 25.0% 2nd half: 1-10 10.0% Game: 4-22 18.2%
FT % 1st Half: 1-5 20.0% 2nd half: 13-18 72.2% Game: 14-23 60.9%

Officials: Tony Greene, Ted Valentine, Michael Roberts
Technical fouls: Kentucky-TEAM. Mizzou-None.
Attendance: 11574
Estimate Actual 10,074

Score by periods table for Kentucky vs Missouri.

Last FG - UK 2nd-01:43, MU-M 2nd-00:33.
Largest lead - UK by 10 2nd-01:43, MU-M by 4 1st-19:06.
UK led for 29:10, MU-M led for 06:55. Game was tied for 03:55.







#11/10 Kentucky 76, #13/12 Florida 66  
Feb. 25, 2017 | Lexington, Ky.

Florida 66 • 23-6, 13-3

#	Player	Total			Rebounds			PF	TP	A	TO	Blk	Stl	Min	
		FG-FGA	3-PTA	FT-FTA	Off	Def	Tot								
01	Robinson, Devin	f	3-13	1-2	2-3	4	7	11	3	9	0	0	0	1	28
13	Hayes, Kevarrius	f	2-4	0-0	0-0	2	2	4	4	4	0	0	2	0	27
23	Leon, Justin	f	5-11	2-7	1-1	2	1	3	3	13	1	2	0	1	29
00	Hill, Kasey	g	2-10	0-0	0-0	0	1	1	4	4	3	0	0	2	27
05	Allen, KeVaughn	g	9-17	5-11	1-1	0	2	2	4	24	2	1	0	1	33
02	Hester, Eric		0-0	0-0	0-0	0	0	0	0	0	0	0	0	0	3
11	Chiozza, Chris		4-9	1-4	0-1	1	4	5	4	9	5	2	0	0	22
24	Barry, Canyon		1-5	1-4	0-0	0	1	1	0	3	1	1	0	1	18
25	Stone, Keith		0-2	0-2	0-0	0	1	1	0	0	0	0	0	0	11
32	Rimmer, Schuyler		0-0	0-0	0-0	0	0	0	0	0	0	0	0	0	2
Team						2	0	2							
Totals			26-71	10-30	4-6	11	19	30	22	66	12	6	2	6	200

FG % 1st Half: 11-37 29.7% 2nd half: 15-34 44.1% Game: 26-71 36.6% Deadball Rebounds: 0.1  
 3FG % 1st Half: 5-14 35.7% 2nd half: 5-16 31.3% Game: 10-30 33.3%  
 FT % 1st Half: 1-2 50.0% 2nd half: 3-4 75.0% Game: 4-6 66.7%

Kentucky 76 • 24-5, 14-2

#	Player	Total			Rebounds			PF	TP	A	TO	Blk	Stl	Min	
		FG-FGA	3-PTA	FT-FTA	Off	Def	Tot								
03	Adebayo, Edrice	f	7-11	0-0	4-5	6	9	15	2	18	0	0	1	0	35
32	Gabriel, Wenyen	f	0-1	0-1	2-2	0	3	3	0	2	1	1	0	0	19
05	Monk, Malik	g	9-18	5-7	10-11	1	3	4	2	33	5	6	0	0	33
11	Mulder, Mychal	g	1-6	0-3	2-2	0	0	0	1	4	1	2	1	0	21
13	Briscoe, Isaiah	g	3-6	0-0	3-5	1	7	8	4	9	2	2	0	0	26
15	Humphries, Isaac		1-1	0-0	0-0	0	0	0	0	2	0	0	0	0	4
25	Hawkins, Dominique		1-6	0-0	1-2	3	3	6	3	3	4	1	0	2	37
35	Willis, Derek		2-4	1-3	0-0	0	9	9	1	5	0	2	0	1	25
Team						1	2	3			2				
Totals			24-53	6-14	22-27	12	36	48	13	76	13	16	2	3	200

FG % 1st Half: 8-28 28.6% 2nd half: 16-25 64.0% Game: 24-53 45.3% Deadball Rebounds: 2  
 3FG % 1st Half: 2-8 25.0% 2nd half: 4-6 66.7% Game: 6-14 42.9%  
 FT % 1st Half: 10-13 76.9% 2nd half: 12-14 85.7% Game: 22-27 81.5%


Officials: Olandis Poole, Antinio Petty, Kipp Kissinger  
 Technical fouls: Florida-Allen, KeVaughn, Kentucky-Briscoe, Isaiah.  
 Attendance: 24431

Score by periods	1st	2nd	Total
Florida	28	38	66
Kentucky	28	48	76


Points	In Paint	Off T/O	2nd Chance	Fast Break	Bench
UF	26	13	11	12	12
UK	32	8	11	4	10

Last FG - UF 2nd-01:53, UK 2nd-00:37. Score tied - 7 times.  
 Largest lead - UF by 12 1st-13:11, UK by 10 2nd-04:04. Lead changed - 9 times.  
 UF led for 24:45. UK led for 11:41. Game was tied for 03:34.

Kentucky vs. Vanderbilt  
Feb. 28, 2017 | Lexington, Ky.



Kentucky at Texas A&M  
March 4, 2017 | College Station, Texas





2016-17 Kentucky Men's Basketball  
 Kentucky Combined Team Statistics (as of Feb 25, 2017)  
 All games



RECORD:	OVERALL	HOME	AWAY	NEUTRAL
ALL GAMES	24-5	14-2	6-3	4-0
CONFERENCE	14-2	8-0	6-2	0-0
NON-CONFERENCE	10-3	6-2	0-1	4-0

#	Player	gp-gs	min	avg	Total		3-Point		F-Throw		Rebounds				pf	dq	a	to	blk	stl	pts	avg
					fg-fga	fg%	3fg-fga	3fg%	ft-fa	ft%	off	def	tot	avg								
05	Monk, Malik	29-29	931	32.1	211-446	.473	90-215	.419	111-133	.835	10	63	73	2.5	54	0	70	63	12	33	623	21.5
00	Fox, De'Aaron	27-26	796	29.5	151-329	.459	9-52	.173	107-148	.723	13	101	114	4.2	66	2	144	62	5	41	418	15.5
13	Briscoe, Isaiah	27-27	821	30.4	132-278	.475	14-48	.292	81-122	.664	42	106	148	5.5	74	2	113	74	5	22	359	13.3
03	Adebayo, Edrice	29-29	828	28.6	132-217	.608	0-0	.000	118-186	.634	90	133	223	7.7	79	2	21	48	47	19	382	13.2
35	Willis, Derek	29-6	590	20.3	76-151	.503	34-89	.382	18-24	.750	31	109	140	4.8	45	0	22	23	21	19	204	7.0
11	Mulder, Mychal	23-1	270	11.7	46-106	.434	30-77	.390	11-11	1.000	15	26	41	1.8	22	0	8	11	5	7	133	5.8
32	Gabriel, Wenyen	29-23	590	20.3	59-130	.454	20-58	.345	29-47	.617	55	108	163	5.6	81	2	25	25	32	11	167	5.8
25	Hawkins, Dominique	29-3	531	18.3	33-94	.351	11-41	.268	30-37	.811	21	30	51	1.8	56	1	56	13	0	19	107	3.7
15	Humphries, Isaac	29-1	255	8.8	38-76	.500	0-0	.000	13-23	.565	45	46	91	3.1	53	1	8	13	18	6	89	3.1
01	Killeya-Jones, Sacha	15-0	96	6.4	17-29	.586	0-0	.000	6-15	.400	12	19	31	2.1	19	0	2	7	10	1	40	2.7
14	Wynyard, Tai	15-0	54	3.6	5-6	.833	0-0	.000	1-3	.333	5	8	13	0.9	11	0	1	2	3	1	11	0.7
10	David, Jonny	7-0	11	1.6	1-2	.500	1-1	1.000	2-4	.500	0	0	0	0.0	0	0	0	3	0	0	5	0.7
20	Calipari, Brad	14-0	44	3.1	2-13	.154	2-12	.167	2-5	.400	1	2	3	0.2	3	0	1	2	1	0	8	0.6
30	Pulliam, Dillon	6-0	8	1.3	0-1	.000	0-0	.000	0-0	.000	0	1	1	0.2	0	0	1	1	0	0	0	0.0
Team											38	54	92		1		7					
Total.....		29	5825		903-1878	.481	211-593	.356	529-758	.698	378	806	1184	40.8	564	10	472	354	159	179	2546	87.8
Opponents.....		29	5825		758-1781	.426	179-580	.309	410-608	.674	301	712	1013	34.9	680	-	321	431	89	142	2105	72.6

TEAM STATISTICS	UK	OPP	Date	Opponent	Score	Att.
SCORING	2546	2105	11/11/16	STEPHEN F. AUSTIN	w 87-64	22683
Points per game	87.8	72.6	11/13/16	CANISIUS	w 93-69	22009
Scoring margin	+15.2	-	1 11/15/16	vs #13/13 Michigan State	w 69-48	19812
FIELD GOALS-ATT	903-1878	758-1781	11/20/16	DUQUESNE	w 93-59	21327
Field goal pct	.481	.426	11/23/16	CLEVELAND STATE	w 101-70	22441
3 POINT FG-ATT	211-593	179-580	11/25/16	UT MARTIN	w 111-76	23324
3-point FG pct	.356	.309	2 11/28/16	vs Arizona State	w 115-69	1200
3-pt FG made per game	7.3	6.2	12/3/16	#11/9 UCLA	L 92-97	23976
FREE THROWS-ATT	529-758	410-608	12/7/16	VALPO	w 87-63	21805
Free throw pct	.698	.674	3 12/11/16	vs Hofstra	w 96-73	7514
F-Throws made per game	18.2	14.1	4 12/17/16	vs #7/6 North Carolina	w 103-100	19298
REBOUNDS	1184	1013	12/21/16	at #10/11 Louisville	L 70-73	22783
Rebounds per game	40.8	34.9	* 12/29/16	at Ole Miss	w 99-76	9086
Rebounding margin	+5.9	-	* 1/3/17	TEXAS A&M	w 100-58	23455
ASSISTS	472	321	* 1/7/17	ARKANSAS	w 97-71	24322
Assists per game	16.3	11.1	* 1/10/17	at Vanderbilt	w 87-81	12707
TURNOVERS	354	431	* 1/14/17	AUBURN	w 92-72	24372
Turnovers per game	12.2	14.9	* 1/17/17	at Mississippi State	w 88-81	9768
Turnover margin	+2.7	-	* 1/21/17	#24/24 SOUTH CAROLINA	w 85-69	24389
Assist/turnover ratio	1.3	0.7	* 1/24/17	at Tennessee	L 80-82	19349
STEALS	179	142	5 1/28/17	#2/1 KANSAS	L 73-79	24418
Steals per game	6.2	4.9	* 1/31/17	GEORGIA	Wot 90-81	23814
BLOCKS	159	89	* 2/4/17	at #24/23 Florida	L 66-88	11171
Blocks per game	5.5	3.1	* 2/7/17	LSU	w 92-85	23657
ATTENDANCE	374814	170168	* 2/11/17	at Alabama	w 67-58	15383
Home games-Avg/Game	16-23426	9-13594	* 2/14/17	TENNESSEE	w 83-58	24391
Neutral site-Avg/Game	-	4-11956	* 02/18/17	at Georgia	w 82-77	10523
			* 2/21/17	at Mizzou	w 72-62	11574
			* 2/25/17	#13/12 FLORIDA	w 76-66	24431

Score by Periods	1st	2nd	OT	Totals
Kentucky	1249	1283	14	2546
Opponents	968	1132	5	2105

\* = Conference game  
 1 = Champions Classic | Madison Square Garden (New York)  
 2 = Atlantis Showcase | Imperial Arena (Paradise Island, Bahamas)  
 3 = Brooklyn Hoops Winter Festival | Barclays Center (Brooklyn, N.Y.)  
 4 = CBS Sports Classic | T-Mobile Arena (Las Vegas)  
 5 = SEC/Big 12 Challenge



2016-17 Kentucky Men's Basketball  
 Kentucky Combined Team Statistics (as of Feb 25, 2017)  
 Conference games



RECORD:	OVERALL	HOME	AWAY	NEUTRAL
ALL GAMES	14-2	8-0	6-2	0-0
CONFERENCE	14-2	8-0	6-2	0-0
NON-CONFERENCE	0-0	0-0	0-0	0-0

#	Player	gp-gs	min	avg	Total		3-Point		F-Throw		Rebounds				pf	dq	a	to	blk	stl	pts	avg
					fg-fga	fg%	3fg-fga	3fg%	ft-fa	ft%	off	def	tot	avg								
05	Monk, Malik	16-16	545	34.1	109-237	.460	49-110	.445	81-97	.835	4	36	40	2.5	28	0	41	38	8	20	348	21.8
00	Fox, De'Aaron	14-13	387	27.6	78-163	.479	5-24	.208	51-71	.718	5	47	52	3.7	37	2	60	27	2	18	212	15.1
03	Adebayo, Edrice	16-16	484	30.3	76-116	.655	0-0	.000	70-104	.673	41	78	119	7.4	43	1	7	28	26	12	222	13.9
13	Briscoe, Isaiah	16-16	496	31.0	73-165	.442	8-28	.286	42-67	.627	31	73	104	6.5	45	2	72	50	2	10	196	12.3
35	Willis, Derek	16-1	336	21.0	40-83	.482	17-48	.354	7-10	.700	18	66	84	5.3	28	0	9	14	7	8	104	6.5
32	Gabriel, Wenyen	16-15	339	21.2	32-73	.438	17-39	.436	13-27	.481	25	65	90	5.6	46	2	10	12	21	4	94	5.9
11	Mulder, Mychal	13-1	150	11.5	18-45	.400	12-35	.343	9-9	1.000	4	14	18	1.4	13	0	4	8	1	4	57	4.4
25	Hawkins, Dominique	16-1	312	19.5	20-55	.364	6-22	.273	19-24	.792	10	15	25	1.6	36	1	23	10	0	12	65	4.1
15	Humphries, Isaac	16-1	116	7.3	19-35	.543	0-0	.000	8-12	.667	20	23	43	2.7	28	1	2	5	4	0	46	2.9
10	David, Jonny	2-0	2	1.0	1-1	1.000	1-1	1.000	2-2	1.000	0	0	0	0.0	0	0	0	0	0	0	5	2.5
01	Killeya-Jones, Sacha	5-0	11	2.2	1-3	.333	0-0	.000	2-2	1.000	2	2	4	0.8	3	0	1	1	0	0	4	0.8
14	Wynyard, Tai	8-0	34	4.3	1-1	1.000	0-0	.000	1-2	.500	2	2	4	0.5	9	0	0	1	2	1	3	0.4
30	Pulliam, Dillon	2-0	2	1.0	0-0	.000	0-0	.000	0-0	.000	0	0	0	0.0	0	0	0	0	0	0	0	0.0
20	Calipari, Brad	5-0	11	2.2	0-1	.000	0-1	.000	0-0	.000	1	0	1	0.2	0	0	0	0	0	0	0	0.0
Team											22	31	53		1		5					
Total.....		16	3225		468-978	.479	115-308	.373	305-427	.714	185	452	637	39.8	317	9	229	199	73	89	1356	84.8
Opponents.....		16	3225		422-959	.440	97-299	.324	224-341	.657	140	394	534	33.4	379	-	174	212	51	74	1165	72.8

TEAM STATISTICS	UK	OPP	Date	Opponent	Score	Att.
SCORING	1356	1165	* 12/29/16	at Ole Miss	w 99-76	9086
Points per game	84.8	72.8	* 1/3/17	TEXAS A&M	w 100-58	23455
Scoring margin	+11.9	-	* 1/7/17	ARKANSAS	w 97-71	24322
FIELD GOALS-ATT	468-978	422-959	* 1/10/17	at Vanderbilt	w 87-81	12707
Field goal pct	.479	.440	* 1/14/17	AUBURN	w 92-72	24372
3 POINT FG-ATT	115-308	97-299	* 1/17/17	at Mississippi State	w 88-81	9768
3-point FG pct	.373	.324	* 1/21/17	#24/24 SOUTH CAROLINA	w 85-69	24389
3-pt FG made per game	7.2	6.1	* 1/24/17	at Tennessee	L 80-82	19349
FREE THROWS-ATT	305-427	224-341	* 1/31/17	GEORGIA	wot 90-81	23814
Free throw pct	.714	.657	* 2/4/17	at #24/23 Florida	L 66-88	11171
F-Throws made per game	19.1	14.0	* 2/7/17	LSU	w 92-85	23657
REBOUNDS	637	534	* 2/11/17	at Alabama	w 67-58	15383
Rebounds per game	39.8	33.4	* 2/14/17	TENNESSEE	w 83-58	24391
Rebounding margin	+6.4	-	* 02/18/17	at Georgia	w 82-77	10523
ASSISTS	229	174	* 2/21/17	at Mizzou	w 72-62	11574
Assists per game	14.3	10.9	* 2/25/17	#13/12 FLORIDA	w 76-66	24431
TURNOVERS	199	212				
Turnovers per game	12.4	13.3				
Turnover margin	+0.8	-				
Assist/turnover ratio	1.2	0.8				
STEALS	89	74				
Steals per game	5.6	4.6				
BLOCKS	73	51				
Blocks per game	4.6	3.2				
ATTENDANCE	192831	99561				
Home games-Avg/Game	8-24104	8-12445				
Neutral site-Avg/Game	-	0-0				

\* = Conference game  
 1 = Champions Classic | Madison Square Garden (New York)  
 2 = Atlantis Showcase | Imperial Arena (Paradise Island, Bahamas)  
 3 = Brooklyn Hoops Winter Festival | Barclays Center (Brooklyn, N.Y.)  
 4 = CBS Sports Classic | T-Mobile Arena (Las Vegas)  
 5 = SEC/Big 12 Challenge

Score by Periods	1st	2nd	OT	Totals
Kentucky	640	702	14	1356
Opponents	526	634	5	1165





2016-17 Kentucky Men's Basketball  
 Kentucky Overall Team Statistics (as of Feb 25, 2017)  
 All games



TEAM STATISTICS	UK	OPP
SCORING	2546	2105
Points per game	87.8	72.6
Scoring margin	+15.2	-
FIELD GOALS-ATT	903-1878	758-1781
Field goal pct	.481	.426
3 POINT FG-ATT	211-593	179-580
3-point FG pct	.356	.309
3-pt FG made per game	7.3	6.2
FREE THROWS-ATT	529-758	410-608
Free throw pct	.698	.674
F-Throws made per game	18.2	14.1
REBOUNDS	1184	1013
Rebounds per game	40.8	34.9
Rebounding margin	+5.9	-
ASSISTS	472	321
Assists per game	16.3	11.1
TURNOVERS	354	431
Turnovers per game	12.2	14.9
Turnover margin	+2.7	-
Assist/turnover ratio	1.3	0.7
STEALS	179	142
Steals per game	6.2	4.9
BLOCKS	159	89
Blocks per game	5.5	3.1
WINNING STREAK	6	-
Home win streak	4	-
ATTENDANCE	374814	170168
Home games-Avg/Game	16-23426	9-13594
Neutral site-Avg/Game	-	4-11956

Score by Periods	1st	2nd	OT	Totals
Kentucky	1249	1283	14	2546
Opponents	968	1132	5	2105



2016-17 Kentucky Men's Basketball  
 Kentucky Category Leaders (as of Feb 25, 2017)  
 All games



Points	G	Pts	Pts/G
Monk, Malik	29	623	21.5
Fox, De'Aaron	27	418	15.5
Adebayo, Edrice	29	382	13.2
Briscoe, Isaiah	27	359	13.3
Willis, Derek	29	204	7.0
Gabriel, Wenyen	29	167	5.8
Mulder, Mychal	23	133	5.8
Hawkins, Dominique	29	107	3.7
Humphries, Isaac	29	89	3.1
Killeya-Jones, Sacha	15	40	2.7
Wynyard, Tai	15	11	0.7
Calipari, Brad	14	8	0.6

Scoring Average	G	Pts	Avg/G
Monk, Malik	29	623	21.5
Fox, De'Aaron	27	418	15.5
Briscoe, Isaiah	27	359	13.3
Adebayo, Edrice	29	382	13.2
Willis, Derek	29	204	7.0
Mulder, Mychal	23	133	5.8
Gabriel, Wenyen	29	167	5.8
Hawkins, Dominique	29	107	3.7
Humphries, Isaac	29	89	3.1
Killeya-Jones, Sacha	15	40	2.7
Wynyard, Tai	15	11	0.7
David, Jonny	7	5	0.7

FG Percentage	FG	Att	Pct
Wynyard, Tai	5	6	.833
Adebayo, Edrice	132	217	.608
Killeya-Jones, Sacha	17	29	.586
Willis, Derek	76	151	.503
Humphries, Isaac	38	76	.500
David, Jonny	1	2	.500
Briscoe, Isaiah	132	278	.475
Monk, Malik	211	446	.473
Fox, De'Aaron	151	329	.459
Gabriel, Wenyen	59	130	.454
Mulder, Mychal	46	106	.434
Hawkins, Dominique	33	94	.351

Field Goal Attempts	G	Att	Att/G
Monk, Malik	29	446	15.4
Fox, De'Aaron	27	329	12.2
Briscoe, Isaiah	27	278	10.3
Adebayo, Edrice	29	217	7.5
Willis, Derek	29	151	5.2

Field Goals Made	G	Made	Made/G
Monk, Malik	29	211	7.3
Fox, De'Aaron	27	151	5.6
Adebayo, Edrice	29	132	4.6
Briscoe, Isaiah	27	132	4.9
Willis, Derek	29	76	2.6

3-Point Percentage	3FG	Att	Pct
David, Jonny	1	1	1.000
Monk, Malik	90	215	.419
Mulder, Mychal	30	77	.390
Willis, Derek	34	89	.382
Gabriel, Wenyen	20	58	.345
Briscoe, Isaiah	14	48	.292
Hawkins, Dominique	11	41	.268
Fox, De'Aaron	9	52	.173
Calipari, Brad	2	12	.167

3-Point FG Attempts	G	Att	Att/G
Monk, Malik	29	215	7.4
Willis, Derek	29	89	3.1
Mulder, Mychal	23	77	3.3
Gabriel, Wenyen	29	58	2.0
Fox, De'Aaron	27	52	1.9

3-Point FG Made	G	Made	Made/G
Monk, Malik	29	90	3.1
Willis, Derek	29	34	1.2
Mulder, Mychal	23	30	1.3
Gabriel, Wenyen	29	20	0.7
Briscoe, Isaiah	27	14	0.5

Free Throw Percent	FG	Att	Pct
Mulder, Mychal	11	11	1.000
Monk, Malik	111	133	.835
Hawkins, Dominique	30	37	.811
Willis, Derek	18	24	.750
Fox, De'Aaron	107	148	.723
Briscoe, Isaiah	81	122	.664
Adebayo, Edrice	118	186	.634
Gabriel, Wenyen	29	47	.617
Humphries, Isaac	13	23	.565
David, Jonny	2	4	.500
Killeya-Jones, Sacha	6	15	.400
Calipari, Brad	2	5	.400

Free Throw Attempts	G	Att	Att/G
Adebayo, Edrice	29	186	6.4
Fox, De'Aaron	27	148	5.5
Monk, Malik	29	133	4.6
Briscoe, Isaiah	27	122	4.5
Gabriel, Wenyen	29	47	1.6

Free Throws Made	G	Made	Made/G
Adebayo, Edrice	29	118	4.1
Monk, Malik	29	111	3.8
Fox, De'Aaron	27	107	4.0
Briscoe, Isaiah	27	81	3.0
Hawkins, Dominique	29	30	1.0



2016-17 Kentucky Men's Basketball  
 Kentucky Category Leaders (as of Feb 25, 2017)  
 All games



Rebounds	G	Reb	Reb/G
Adebayo, Edrice	29	223	7.7
Gabriel, Wenyen	29	163	5.6
Briscoe, Isaiah	27	148	5.5
Willis, Derek	29	140	4.8
Fox, De'Aaron	27	114	4.2

Rebound Average	G	Reb	Avg/G
Adebayo, Edrice	29	223	7.7
Gabriel, Wenyen	29	163	5.6
Briscoe, Isaiah	27	148	5.5
Willis, Derek	29	140	4.8
Fox, De'Aaron	27	114	4.2

Offensive Rebounds	G	No.	Avg/G
Adebayo, Edrice	29	90	3.1
Gabriel, Wenyen	29	55	1.9
Humphries, Isaac	29	45	1.6
Briscoe, Isaiah	27	42	1.6
Willis, Derek	29	31	1.1

Defensive Rebounds	G	No.	Avg/G
Adebayo, Edrice	29	133	4.6
Willis, Derek	29	109	3.8
Gabriel, Wenyen	29	108	3.7
Briscoe, Isaiah	27	106	3.9
Fox, De'Aaron	27	101	3.7

Fouls	G	No.	Per/G
Gabriel, Wenyen	29	81	2.8
Adebayo, Edrice	29	79	2.7
Briscoe, Isaiah	27	74	2.7
Fox, De'Aaron	27	66	2.4
Hawkins, Dominique	29	56	1.9

Foulsouts	G	No.
Briscoe, Isaiah	27	2
Gabriel, Wenyen	29	2
Fox, De'Aaron	27	2
Adebayo, Edrice	29	2
Hawkins, Dominique	29	1
Humphries, Isaac	29	1

Assists	G	No.	Ast/G
Fox, De'Aaron	27	144	5.3
Briscoe, Isaiah	27	113	4.2
Monk, Malik	29	70	2.4
Hawkins, Dominique	29	56	1.9
Gabriel, Wenyen	29	25	0.9

Steals	G	No.	Stl/G
Fox, De'Aaron	27	41	1.5
Monk, Malik	29	33	1.1
Briscoe, Isaiah	27	22	0.8
Willis, Derek	29	19	0.7
Hawkins, Dominique	29	19	0.7
Adebayo, Edrice	29	19	0.7

Blocked Shots	G	No.	Blk/G
Adebayo, Edrice	29	47	1.6
Gabriel, Wenyen	29	32	1.1
Willis, Derek	29	21	0.7
Humphries, Isaac	29	18	0.6
Monk, Malik	29	12	0.4

Minutes	G	No.	Min/G
Monk, Malik	29	931	32.1
Adebayo, Edrice	29	828	28.6
Briscoe, Isaiah	27	821	30.4
Fox, De'Aaron	27	796	29.5
Willis, Derek	29	590	20.3
Gabriel, Wenyen	29	590	20.3

Turnovers	G	No.	TO/G
Briscoe, Isaiah	27	74	2.7
Monk, Malik	29	63	2.2
Fox, De'Aaron	27	62	2.3
Adebayo, Edrice	29	48	1.7
Gabriel, Wenyen	29	25	0.9





2016-17 Kentucky Men's Basketball  
 Kentucky Overall/Conference Statistics (as of Feb 25, 2017)  
 All games



SUMMARY	Overall Statistics										Conference Statistics									
	gp-gs	min/g	fg%	3fg%	ft%	r/g	a/g	stl	blk	pts/g	gp-gs	min/g	fg%	3fg%	ft%	r/g	a/g	stl	blk	pts/g
Monk, Malik	29-29	32.1	.473	.419	.835	2.5	2.4	33	12	21.5	16-16	34.1	.460	.445	.835	2.5	2.6	20	8	21.8
Fox, De'Aaron	27-26	29.5	.459	.173	.723	4.2	5.3	41	5	15.5	14-13	27.6	.479	.208	.718	3.7	4.3	18	2	15.1
Briscoe, Isaiah	27-27	30.4	.475	.292	.664	5.5	4.2	22	5	13.3	16-16	31.0	.442	.286	.627	6.5	4.5	10	2	12.3
Adebayo, Edrice	29-29	28.6	.608	.000	.634	7.7	0.7	19	47	13.2	16-16	30.3	.655	.000	.673	7.4	0.4	12	26	13.9
Willis, Derek	29-6	20.3	.503	.382	.750	4.8	0.8	19	21	7.0	16-1	21.0	.482	.354	.700	5.3	0.6	8	7	6.5
Mulder, Mychal	23-1	11.7	.434	.390	1.000	1.8	0.3	7	5	5.8	13-1	11.5	.400	.343	1.000	1.4	0.3	4	1	4.4
Gabriel, Wenyen	29-23	20.3	.454	.345	.617	5.6	0.9	11	32	5.8	16-15	21.2	.438	.436	.481	5.6	0.6	4	21	5.9
Hawkins, Dominique	29-3	18.3	.351	.268	.811	1.8	1.9	19	0	3.7	16-1	19.5	.364	.273	.792	1.6	1.4	12	0	4.1
Humphries, Isaac	29-1	8.8	.500	.000	.565	3.1	0.3	6	18	3.1	16-1	7.3	.543	.000	.667	2.7	0.1	0	4	2.9
Killeya-Jones, Sacha	15-0	6.4	.586	.000	.400	2.1	0.1	1	10	2.7	5-0	2.2	.333	.000	1.000	0.8	0.2	0	0	0.8
Wynyard, Tai	15-0	3.6	.833	.000	.333	0.9	0.1	1	3	0.7	8-0	4.3	1.000	.000	.500	0.5	0.0	1	2	0.4
David, Jonny	7-0	1.6	.500	1.000	.500	0.0	0.0	0	0	0.7	2-0	1.0	1.000	1.000	1.000	0.0	0.0	0	0	2.5
Calipari, Brad	14-0	3.1	.154	.167	.400	0.2	0.1	0	1	0.6	5-0	2.2	.000	.000	.000	0.2	0.0	0	0	0.0
Pulliam, Dillon	6-0	1.3	.000	.000	.000	0.2	0.2	0	0	0.0	2-0	1.0	.000	.000	.000	0.0	0.0	0	0	0.0
Totals	29		.481	.356	.698	40.8	16.3	179	159	87.8	16		.479	.373	.714	39.8	14.3	89	73	84.8
Opponent	29		.426	.309	.674	34.9	11.1	142	89	72.6	16		.440	.324	.657	33.4	10.9	74	51	72.8

SCORING	Overall Statistics								Conference Statistics							
	fg-fga	fg%	3fg-fga	3fg%	ft-fta	ft%	pts	pts/g	fg-fga	fg%	3fg-fga	3fg%	ft-fta	ft%	pts	pts/g
Monk, Malik	211-446	.473	90-215	.419	111-133	.835	623	21.5	109-237	.460	49-110	.445	81-97	.835	348	21.8
Fox, De'Aaron	151-329	.459	9-52	.173	107-148	.723	418	15.5	78-163	.479	5-24	.208	51-71	.718	212	15.1
Briscoe, Isaiah	132-278	.475	14-48	.292	81-122	.664	359	13.3	73-165	.442	8-28	.286	42-67	.627	196	12.3
Adebayo, Edrice	132-217	.608	0-0	.000	118-186	.634	382	13.2	76-116	.655	0-0	.000	70-104	.673	222	13.9
Willis, Derek	76-151	.503	34-89	.382	18-24	.750	204	7.0	40-83	.482	17-48	.354	7-10	.700	104	6.5
Mulder, Mychal	46-106	.434	30-77	.390	11-11	1.000	133	5.8	18-45	.400	12-35	.343	9-9	1.000	57	4.4
Gabriel, Wenyen	59-130	.454	20-58	.345	29-47	.617	167	5.8	32-73	.438	17-39	.436	13-27	.481	94	5.9
Hawkins, Dominique	33-94	.351	11-41	.268	30-37	.811	107	3.7	20-55	.364	6-22	.273	19-24	.792	65	4.1
Humphries, Isaac	38-76	.500	0-0	.000	13-23	.565	89	3.1	19-35	.543	0-0	.000	8-12	.667	46	2.9
Killeya-Jones, Sacha	17-29	.586	0-0	.000	6-15	.400	40	2.7	1-3	.333	0-0	.000	2-2	1.000	4	0.8
Wynyard, Tai	5-6	.833	0-0	.000	1-3	.333	11	0.7	1-1	1.000	0-0	.000	1-2	.500	3	0.4
David, Jonny	1-2	.500	1-1	1.000	2-4	.500	5	0.7	1-1	1.000	1-1	1.000	2-2	1.000	5	2.5
Calipari, Brad	2-13	.154	2-12	.167	2-5	.400	8	0.6	0-1	.000	0-1	.000	0-0	.000	0	0.0
Pulliam, Dillon	0-1	.000	0-0	.000	0-0	.000	0	0.0	0-0	.000	0-0	.000	0-0	.000	0	0.0
Totals	903-1878	.481	211-593	.356	529-758	.698	2546	87.8	468-978	.479	115-308	.373	305-427	.714	1356	84.8
Opponent	758-1781	.426	179-580	.309	410-608	.674	2105	72.6	422-959	.440	97-299	.324	224-341	.657	1165	72.8

TOTALS	Overall Statistics										Conference Statistics									
	o-reb	d-reb	total	pf	fo	a	to	a/to	hi	pts	o-reb	d-reb	total	pf	fo	a	to	a/to	hi	pts
Monk, Malik	10	63	73	54	0	70	63	1.1	47	4	36	40	28	0	41	38	1.1	37	37	
Fox, De'Aaron	13	101	114	66	2	144	62	2.3	27	5	47	52	37	2	60	27	2.2	27	27	
Briscoe, Isaiah	42	106	148	74	2	113	74	1.5	23	31	73	104	45	2	72	50	1.4	23	23	
Adebayo, Edrice	90	133	223	79	2	21	48	0.4	25	41	78	119	43	1	7	28	0.3	25	25	
Willis, Derek	31	109	140	45	0	22	23	1.0	18	18	66	84	28	0	9	14	0.6	16	16	
Mulder, Mychal	15	26	41	22	0	8	11	0.7	13	4	14	18	13	0	4	8	0.5	12	12	
Gabriel, Wenyen	55	108	163	81	2	25	25	1.0	23	25	65	90	46	2	10	12	0.8	23	23	
Hawkins, Dominique	21	30	51	56	1	56	13	4.3	10	10	15	25	36	1	23	10	2.3	10	10	
Humphries, Isaac	45	46	91	53	1	8	13	0.6	9	20	23	43	28	1	2	5	0.4	8	8	
Killeya-Jones, Sacha	12	19	31	19	0	2	7	0.3	12	2	2	4	3	0	1	1	1.0	2	2	
Wynyard, Tai	5	8	13	11	0	1	2	0.5	4	2	2	4	9	0	0	1	0.0	2	2	
David, Jonny	0	0	0	0	0	0	3	0.0	5	0	0	0	0	0	0	0	0.0	5	5	
Calipari, Brad	1	2	3	3	0	1	2	0.5	3	1	0	1	0	0	0	0	0.0	0	0	
Pulliam, Dillon	0	1	1	0	0	1	1	1.0	0	0	0	0	0	0	0	0	0.0	0	0	
Totals	378	806	1184	564	10	472	354	1.3	115	185	452	637	317	9	229	199	1.2	100	100	
Opponent	301	712	1013	680	-	321	431	0.7	100	140	394	534	379	-	174	212	0.8	88	88	



2016-17 Kentucky Men's Basketball  
 Kentucky Team Game-by-Game (as of Feb 25, 2017)  
 All games



TEAM STATISTICS

Opponent	Date	Score		Total		3-Pointers		Free throws		Rebounds				pf	a	t/o	blk	stl	pts	avg
				fg-fga	pct	3fg-fga	pct	ft-fa	pct	off	def	tot	avg							
STEPHEN F. AUSTIN	11/11/16	87-64	W	31-62	.500	5-18	.278	20-30	.667	11	17	28	28.0	19	21	13	8	12	87	87.0
CANISIUS	11/13/16	93-69	W	31-61	.508	4-16	.250	27-39	.692	15	24	39	33.5	19	10	10	7	4	93	90.0
vs #13/13 Michigan State	11/15/16	69-48	W	23-60	.383	7-21	.333	16-20	.800	9	31	40	35.7	16	17	14	8	8	69	83.0
DUQUESNE	11/20/16	93-59	W	35-76	.461	7-26	.269	16-21	.762	16	33	49	39.0	17	19	11	10	11	93	85.5
CLEVELAND STATE	11/23/16	101-70	W	38-73	.521	9-24	.375	16-26	.615	16	31	47	40.6	18	25	13	6	6	101	88.6
UT MARTIN	11/25/16	111-76	W	41-74	.554	7-22	.318	22-29	.759	19	29	48	41.8	18	24	12	5	7	111	92.3
vs Arizona State	11/28/16	115-69	W	44-84	.524	11-28	.393	16-22	.727	20	39	59	44.3	16	33	9	9	7	115	95.6
#11/9 UCLA	12/3/16	92-97	L	33-80	.413	8-24	.333	18-27	.667	19	19	38	43.5	22	16	9	6	8	92	95.1
VALPO	12/7/16	87-63	W	33-71	.465	7-23	.304	14-24	.583	21	27	48	44.0	18	15	17	9	7	87	94.2
vs Hofstra	12/11/16	96-73	W	37-72	.514	8-23	.348	14-21	.667	12	29	41	43.7	27	20	7	8	4	96	94.4
vs #7/6 North Carolina	12/17/16	103-100	W	40-74	.541	10-18	.556	13-21	.619	15	24	39	43.3	20	19	10	2	4	103	95.2
at #10/11 Louisville	12/21/16	70-73	L	23-58	.397	5-22	.227	19-29	.655	11	25	36	42.7	20	10	13	4	7	70	93.1
at Ole Miss	12/29/16	99-76	W	37-74	.500	8-18	.444	17-24	.708	11	31	42	42.6	17	24	8	8	9	99	93.5
TEXAS A&M	1/3/17	100-58	W	33-63	.524	13-25	.520	21-26	.808	13	17	30	41.7	16	16	9	3	10	100	94.0
ARKANSAS	1/7/17	97-71	W	32-60	.533	5-19	.263	28-40	.700	15	29	44	41.9	20	13	9	5	3	97	94.2
at Vanderbilt	1/10/17	87-81	W	34-67	.507	1-9	.111	18-24	.750	10	30	40	41.8	23	8	6	1	2	87	93.8
AUBURN	1/14/17	92-72	W	32-56	.571	11-19	.579	17-32	.531	12	28	40	41.6	18	19	13	6	3	92	93.6
at Mississippi State	1/17/17	88-81	W	33-65	.508	7-18	.389	15-24	.625	13	25	38	41.4	24	16	16	6	5	88	93.3
#24/24 SOUTH CAROLINA	1/21/17	85-69	W	28-48	.583	8-20	.400	21-28	.750	8	24	32	40.9	16	17	17	5	6	85	92.9
at Tennessee	1/24/17	80-82	L	25-60	.417	6-24	.250	24-31	.774	8	32	40	40.9	20	14	14	7	4	80	92.2
#2/1 KANSAS	1/28/17	73-79	L	26-55	.473	8-20	.400	13-22	.591	9	26	35	40.6	17	14	17	4	5	73	91.3
GEORGIA	1/31/17	90-81	Wot	27-64	.422	9-21	.429	27-36	.750	17	28	45	40.8	22	14	14	6	7	90	91.3
at #24/23 Florida	2/4/17	66-88	L	23-61	.377	6-18	.333	14-23	.609	6	23	29	40.3	24	7	13	3	7	66	90.2
LSU	2/7/17	92-85	W	31-63	.492	9-25	.360	21-26	.808	14	26	40	40.3	17	16	14	2	8	92	90.2
at Alabama	2/11/17	67-58	W	27-62	.435	3-14	.214	10-18	.556	12	29	41	40.3	27	12	12	6	7	67	89.3
TENNESSEE	2/14/17	83-58	W	32-69	.464	11-25	.440	8-12	.667	10	33	43	40.4	17	17	7	6	6	83	89.1
at Georgia	02/18/17	82-77	W	26-61	.426	7-21	.333	23-28	.821	14	27	41	40.4	21	13	14	2	7	82	88.8
at Mizzou	2/21/17	72-62	W	24-52	.462	5-18	.278	19-28	.679	10	34	44	40.6	22	10	17	5	2	72	88.2
#13/12 FLORIDA	2/25/17	76-66	W	24-53	.453	6-14	.429	22-27	.815	12	36	48	40.8	13	13	16	2	3	76	87.8
Kentucky		2546		903-1878	.481	211-593	.356	529-758	.698	378	806	1184	40.8	564	472	354	159	179	2546	87.8
Opponents		2105		758-1781	.426	179-580	.309	410-608	.674	301	712	1013	34.9	680	321	431	89	142	2105	72.6

Games played: 29  
 Points/game: 87.8  
 FG Pct: 48.1  
 3FG Pct: 35.6  
 FT Pct: 69.8

Rebounds/game: 40.8  
 Assists/game: 16.3  
 Turnovers/game: 12.2  
 Assist/turnover ratio: 1.3  
 Steals/game: 6.2  
 Blocks/game: 5.5



2016-17 Kentucky Men's Basketball  
 Kentucky Opponent Game-by-Game (as of Feb 25, 2017)  
 All games



OPPONENT STATISTICS

Opponent	Date	Score		Total		3-Pointers		Free throws		Rebounds				pf	a	t/o	blk	stl	pts	avg
				fg-fga	pct	3fg-fga	pct	ft-fta	pct	off	def	tot	avg							
STEPHEN F. AUSTIN	11/11/16	87-64	W	23-52	.442	5-19	.263	13-19	.684	14	22	36	36.0	32	10	28	5	6	64	64.0
CANISIUS	11/13/16	93-69	W	26-62	.419	4-21	.190	13-20	.650	14	22	36	36.0	30	11	18	1	8	69	66.5
vs #13/13 Michigan State	11/15/16	69-48	W	20-61	.328	5-26	.192	3-9	.333	13	31	44	38.7	20	9	20	4	0	48	60.3
DUQUESNE	11/20/16	93-59	W	17-56	.304	5-25	.200	20-22	.909	7	25	32	37.0	17	7	18	1	7	59	60.0
CLEVELAND STATE	11/23/16	101-70	W	25-64	.391	6-27	.222	14-19	.737	11	25	36	36.8	27	7	19	1	5	70	62.0
UT MARTIN	11/25/16	111-76	W	27-66	.409	9-27	.333	13-20	.650	11	15	26	35.0	25	15	17	2	8	76	64.3
vs Arizona State	11/28/16	115-69	W	25-73	.342	8-26	.308	11-15	.733	11	22	33	34.7	21	15	13	4	4	69	65.0
#11/9 UCLA	12/3/16	92-97	L	35-66	.530	10-23	.435	17-21	.810	11	30	41	35.5	24	18	18	6	4	97	69.0
VALPO	12/7/16	87-63	W	23-67	.343	4-15	.267	13-19	.684	18	23	41	36.1	25	6	19	1	8	63	68.3
vs Hofstra	12/11/16	96-73	W	22-65	.338	6-22	.273	23-37	.622	19	26	45	37.0	20	12	14	1	1	73	68.8
vs #7/6 North Carolina	12/17/16	103-100	W	35-66	.530	9-17	.529	21-28	.750	10	25	35	36.8	22	18	9	5	4	100	71.6
at #10/11 Louisville	12/21/16	70-73	L	26-60	.433	6-14	.429	15-20	.750	12	28	40	37.1	23	10	14	5	4	73	71.8
at Ole Miss	12/29/16	99-76	W	27-72	.375	6-22	.273	16-17	.941	14	31	45	37.7	23	13	15	6	3	76	72.1
TEXAS A&M	1/3/17	100-58	W	21-47	.447	6-13	.462	10-17	.588	9	19	28	37.0	23	12	25	7	2	58	71.1
ARKANSAS	1/7/17	97-71	W	25-63	.397	4-16	.250	17-21	.810	9	20	29	36.5	31	11	8	3	3	71	71.1
at Vanderbilt	1/10/17	87-81	W	25-58	.431	8-29	.276	23-32	.719	5	29	34	36.3	20	10	7	1	2	81	71.7
AUBURN	1/14/17	92-72	W	29-62	.468	9-16	.563	5-15	.333	9	19	28	35.8	31	8	13	2	1	72	71.7
at Mississippi State	1/17/17	88-81	W	32-59	.542	5-17	.294	12-22	.545	9	23	32	35.6	28	10	19	3	10	81	72.2
#24/24 SOUTH CAROLINA	1/21/17	85-69	W	24-58	.414	5-20	.250	16-19	.842	11	16	27	35.2	26	11	13	1	7	69	72.1
at Tennessee	1/24/17	80-82	L	30-64	.469	5-10	.500	17-27	.630	7	32	39	35.3	22	18	9	4	8	82	72.6
#2/1 KANSAS	1/28/17	73-79	L	32-64	.500	5-19	.263	10-18	.556	10	24	34	35.3	15	9	12	2	9	79	72.9
GEORGIA	1/31/17	90-81	Wot	30-61	.492	6-10	.600	15-24	.625	7	25	32	35.1	28	15	17	4	5	81	73.2
at #24/23 Florida	2/4/17	66-88	L	30-62	.484	10-26	.385	18-29	.621	17	37	54	36.0	23	18	17	7	5	88	73.9
LSU	2/7/17	92-85	W	32-64	.500	10-23	.435	11-15	.733	8	18	26	35.5	22	13	14	1	6	85	74.3
at Alabama	2/11/17	67-58	W	23-51	.451	3-14	.214	9-26	.346	9	29	38	35.6	20	4	16	0	3	58	73.7
TENNESSEE	2/14/17	83-58	W	18-52	.346	3-16	.188	19-24	.792	6	29	35	35.6	15	7	13	3	6	58	73.1
at Georgia	02/18/17	82-77	W	28-55	.509	3-15	.200	18-24	.750	2	24	26	35.3	22	8	11	4	2	77	73.2
at Mizzou	2/21/17	72-62	W	22-60	.367	4-22	.182	14-23	.609	7	24	31	35.1	23	4	9	3	5	62	72.8
#13/12 FLORIDA	2/25/17	76-66	W	26-71	.366	10-30	.333	4-6	.667	11	19	30	34.9	22	12	6	2	6	66	72.6
Opponents		2105		758-1781	.426	179-580	.309	410-608	.674	301	712	1013	34.9	680	321	431	89	142	2105	72.6
Kentucky		2546		903-1878	.481	211-593	.356	529-758	.698	378	806	1184	40.8	564	472	354	159	179	2546	87.8

Games played: 29  
 Points/game: 72.6  
 FG Pct: 42.6  
 3FG Pct: 30.9  
 FT Pct: 67.4

Rebounds/game: 34.9  
 Assists/game: 11.1  
 Turnovers/game: 14.9  
 Assist/turnover ratio: 0.7  
 Steals/game: 4.9  
 Blocks/game: 3.1





2016-17 Kentucky Men's Basketball  
 Kentucky Points-Rebounds-Assists (as of Feb 25, 2017)  
 All games



Opponent	Date	Score	00	01	03	05	10	11	13	
			FOX,DE'AAR	KILLEYA-JO	ADEBAYO,ED	MONK,MALIK	DAVID,JOHN	MULDER,MYC	BRISCOE,IS	
STEPHEN F. AUSTIN	11/11/16	87-64	w	12-4-12	0-3-0	5-1-1	10-0-1	DNP	8-0-0	17-1-1
CANISIUS	11/13/16	93-69	w	21-4-3	3-4-0	14-11-2	16-4-2	0-0-0	3-0-0	21-5-2
vs #13/13 Michigan Stat	11/15/16	69-48	w	12-4-6	0-0-0	6-5-0	23-6-1	DNP	0-0-0	21-4-2
DUQUESNE	11/20/16	93-59	w	16-7-6	6-3-0	12-8-1	14-2-0	0-0-0	13-4-1	13-3-5
CLEVELAND STATE	11/23/16	101-70	w	16-4-11	5-2-0	14-7-2	23-3-4	0-0-0	13-2-0	DNP
UT MARTIN	11/25/16	111-76	w	16-6-5	12-4-0	15-12-0	26-2-7	0-0-0	12-2-1	DNP
vs Arizona State	11/28/16	115-69	w	14-11-10	4-6-1	12-9-2	23-3-4	0-0-0	6-3-0	20-4-7
#11/9 UCLA	12/3/16	92-97	L	20-2-9	DNP	18-13-0	24-3-0	DNP	DNP	12-4-3
VALPO	12/7/16	87-63	w	9-7-5	2-3-0	16-7-0	15-2-1	DNP	9-7-2	10-1-2
vs Hofstra	12/11/16	96-73	w	15-5-2	4-2-0	14-7-1	20-1-4	DNP	6-5-0	19-2-6
vs #7/6 North Carolina	12/17/16	103-100	w	24-4-10	0-0-0	13-7-1	47-0-2	DNP	DNP	10-7-4
at #10/11 Louisville	12/21/16	70-73	L	21-2-3	DNP	11-9-1	16-3-1	DNP	6-0-0	8-5-3
at Ole Miss	12/29/16	99-76	w	7-5-7	0-0-0	25-4-1	34-6-1	DNP	3-0-0	19-10-11
TEXAS A&M	1/3/17	100-58	w	15-5-6	2-2-0	10-3-1	26-1-0	5-0-0	5-2-0	13-1-7
ARKANSAS	1/7/17	97-71	w	27-6-6	2-2-1	11-7-1	12-1-3	0-0-0	6-1-0	15-8-1
at Vanderbilt	1/10/17	87-81	w	22-5-2	DNP	14-7-0	18-1-1	DNP	2-2-0	23-7-5
AUBURN	1/14/17	92-72	w	13-4-5	DNP	15-8-0	24-1-6	DNP	12-1-2	10-3-5
at Mississippi State	1/17/17	88-81	w	21-5-5	0-0-0	5-4-1	14-3-4	DNP	0-1-1	12-4-3
#24/24 SOUTH CAROLINA	1/21/17	85-69	w	6-1-1	0-0-0	18-3-1	27-3-1	DNP	DNP	0-3-4
at Tennessee	1/24/17	80-82	L	17-0-4	DNP	21-5-0	25-3-4	DNP	DNP	11-14-5
#2/1 KANSAS	1/28/17	73-79	L	10-2-2	DNP	10-8-3	18-4-2	DNP	DNP	12-8-6
GEORGIA	1/31/17	90-81	w	DNP	DNP	12-5-0	37-3-1	DNP	DNP	23-11-8
at #24/23 Florida	2/4/17	66-88	L	19-3-0	DNP	9-7-1	11-0-2	DNP	8-1-0	6-3-3
LSU	2/7/17	92-85	w	16-4-6	DNP	8-9-0	23-0-2	DNP	0-0-0	14-6-3
at Alabama	2/11/17	67-58	w	7-1-3	DNP	14-7-0	17-1-1	DNP	2-2-0	11-11-4
TENNESSEE	2/14/17	83-58	w	13-3-6	DNP	7-12-0	20-8-2	DNP	3-4-0	12-4-6
at Georgia	02/18/17	82-77	w	16-5-5	DNP	13-8-1	16-2-5	DNP	9-2-0	9-6-2
at Mizzou	2/21/17	72-62	w	13-5-4	DNP	22-15-0	11-3-3	DNP	3-2-0	9-5-3
#13/12 FLORIDA	2/25/17	76-66	w	DNP	DNP	18-15-0	33-4-5	DNP	4-0-1	9-8-2

Opponent	Date	Score	14	15	20	25	30	32	35	
			WYNYARD,TA	HUMPHRIES,	CALIPARI,B	HAWKINS,DO	PULLIAM,DI	GABRIEL,WE	WILLIS,DER	
STEPHEN F. AUSTIN	11/11/16	87-64	w	0-0-0	9-8-1	0-0-0	1-0-3	DNP	10-2-0	15-5-2
CANISIUS	11/13/16	93-69	w	0-1-0	6-4-0	2-0-0	2-1-1	0-0-0	3-3-0	2-2-0
vs #13/13 Michigan Stat	11/15/16	69-48	w	0-2-0	0-5-1	0-0-0	3-2-2	DNP	4-6-2	0-2-3
DUQUESNE	11/20/16	93-59	w	2-0-0	2-3-0	0-1-0	2-3-4	0-1-1	8-6-0	5-3-1
CLEVELAND STATE	11/23/16	101-70	w	4-3-0	9-9-1	0-0-0	0-1-0	DNP	10-10-6	7-5-1
UT MARTIN	11/25/16	111-76	w	0-2-1	7-3-0	0-0-0	6-4-9	0-0-0	15-6-1	2-1-0
vs Arizona State	11/28/16	115-69	w	2-1-0	3-3-0	3-1-1	7-3-3	0-0-0	10-7-4	11-6-1
#11/9 UCLA	12/3/16	92-97	L	DNP	0-2-2	DNP	5-1-0	DNP	2-8-0	11-4-2
VALPO	12/7/16	87-63	w	DNP	2-3-0	3-0-0	6-3-4	DNP	3-6-1	12-4-0
vs Hofstra	12/11/16	96-73	w	DNP	3-3-1	0-0-0	5-1-3	DNP	2-4-1	8-8-2
vs #7/6 North Carolina	12/17/16	103-100	w	DNP	2-5-0	DNP	0-2-2	DNP	4-6-0	3-1-0
at #10/11 Louisville	12/21/16	70-73	L	DNP	0-0-0	DNP	0-1-1	DNP	2-7-0	6-9-1
at Ole Miss	12/29/16	99-76	w	0-0-0	2-3-0	0-0-0	0-0-1	DNP	2-3-2	7-9-1
TEXAS A&M	1/3/17	100-58	w	0-0-0	8-6-1	0-1-0	6-0-1	0-0-0	5-4-0	5-3-0
ARKANSAS	1/7/17	97-71	w	0-0-0	4-4-0	0-0-0	2-2-1	0-0-0	3-4-0	15-5-0
at Vanderbilt	1/10/17	87-81	w	DNP	2-7-0	DNP	0-0-0	DNP	4-5-0	2-3-0
AUBURN	1/14/17	92-72	w	DNP	4-1-0	DNP	6-1-1	DNP	6-16-0	2-2-0
at Mississippi State	1/17/17	88-81	w	1-1-0	4-2-0	DNP	5-2-0	DNP	13-8-2	13-5-0
#24/24 SOUTH CAROLINA	1/21/17	85-69	w	0-0-0	6-4-0	0-0-0	5-3-7	DNP	11-5-2	12-7-1
at Tennessee	1/24/17	80-82	L	DNP	0-0-0	DNP	0-1-0	DNP	2-9-1	4-7-0
#2/1 KANSAS	1/28/17	73-79	L	DNP	0-0-0	DNP	5-4-1	DNP	0-2-0	18-6-0
GEORGIA	1/31/17	90-81	w	0-2-0	4-7-0	DNP	4-1-1	DNP	7-6-0	3-5-4
at #24/23 Florida	2/4/17	66-88	L	2-1-0	0-1-1	DNP	4-0-0	DNP	5-5-0	2-5-0
LSU	2/7/17	92-85	w	0-0-0	2-4-0	DNP	4-4-2	DNP	23-8-2	2-4-1
at Alabama	2/11/17	67-58	w	DNP	4-2-0	DNP	5-0-3	DNP	2-6-0	5-4-1
TENNESSEE	2/14/17	83-58	w	DNP	2-2-0	0-0-0	10-4-2	DNP	0-2-0	16-3-1
at Georgia	02/18/17	82-77	w	DNP	0-0-0	DNP	9-0-0	DNP	3-1-0	7-12-0
at Mizzou	2/21/17	72-62	w	DNP	2-0-0	DNP	2-1-0	DNP	6-5-0	4-1-0
#13/12 FLORIDA	2/25/17	76-66	w	DNP	2-0-0	DNP	3-6-4	DNP	2-3-1	5-9-0



2016-17 Kentucky Men's Basketball  
 Kentucky Game-by-Game Highs (as of Feb 25, 2017)  
 All games



Opponent	Date	Score	Points	Rebounds	Assists	Steals	Blocked shots
STEPHEN F. AUSTIN	11/11/16	87-64	17-Briscoe, Isaiah	8-Humphries, Isaac	12-Fox, De'Aaron	3-Humphries, Isaac Fox, De'Aaron	3-Willis, Derek Humphries, Isaac
CANISIUS	11/13/16	93-69	21-Briscoe, Isaiah Fox, De'Aaron	11-Adebayo, Edrice	3-Fox, De'Aaron	2-Hawkins, Dominiqu	3-Adebayo, Edrice
vs #13/13 Michigan State	11/15/16	69-48	23-MONK,MALIK	6-MONK,MALIK Gabriel, Wenyen	6-FOX,DE'AARON	3-Gabriel, Wenyen	2-Willis, Derek ADEBAYO,EDRICE
DUQUESNE	11/20/16	93-59	16-Fox, De'Aaron	8-Adebayo, Edrice	6-Fox, De'Aaron	4-Briscoe, Isaiah	2-Adebayo, Edrice Killeya-Jones, Sach Willis, Derek
CLEVELAND STATE	11/23/16	101-70	23-Monk, Malik	10-Gabriel, Wenyen	11-Fox, De'Aaron	2-Monk, Malik Fox, De'Aaron	1-Willis, Derek Calipari, Brad Fox, De'Aaron Mulder, Mychal Gabriel, Wenyen Killeya-Jones, Sach
UT MARTIN	11/25/16	111-76	26-Monk, Malik	12-Adebayo, Edrice	9-Hawkins, Dominiqu	3-Fox, De'Aaron	2-Humphries, Isaac
vs Arizona State	11/28/16	115-69	23-Monk, Malik	11-Fox, De'Aaron	10-Fox, De'Aaron	3-Briscoe, Isaiah	3-Adebayo, Edrice
#11/9 UCLA	12/3/16	92-97	24-Monk, Malik	13-Adebayo, Edrice	9-Fox, De'Aaron	5-Monk, Malik	4-Adebayo, Edrice
VALPO	12/7/16	87-63	16-Adebayo, Edrice	7-Fox, De'Aaron Mulder, Mychal Adebayo, Edrice	5-Fox, De'Aaron	2-Briscoe, Isaiah Fox, De'Aaron	3-Gabriel, Wenyen
vs Hofstra	12/11/16	96-73	20-MONK, Malik	8-Willis, Derek	6-Briscoe, Isaiah	2-Willis, Derek	2-Humphries, Isaac KILLEYA-JONES, S ADEBAYO, Edrice
vs #7/6 North Carolina	12/17/16	103-100	47-Monk, Malik	7-Briscoe, Isaiah Adebayo, Edrice	10-Fox, De'Aaron	2-Fox, De'Aaron	1-Briscoe, Isaiah Gabriel, Wenyen
at #10/11 Louisville	12/21/16	70-73	21-Fox, De'Aaron	9-Willis, Derek Adebayo, Edrice	3-Briscoe, Isaiah Fox, De'Aaron	2-Fox, De'Aaron	2-Adebayo, Edrice Gabriel, Wenyen
at Ole Miss	12/29/16	99-76	34-Monk, Malik	10-Briscoe, Isaiah	11-Briscoe, Isaiah	3-Fox, De'Aaron Monk, Malik	3-Adebayo, Edrice
TEXAS A&M	1/3/17	100-58	26-Monk, Malik	6-Humphries, Isaac	7-Briscoe, Isaiah	3-Adebayo, Edrice	3-Adebayo, Edrice
ARKANSAS	1/7/17	97-71	27-Fox, De'Aaron	8-Briscoe, Isaiah	6-Fox, De'Aaron	1-Fox, De'Aaron Adebayo, Edrice Monk, Malik	2-Gabriel, Wenyen Willis, Derek
at Vanderbilt	1/10/17	87-81	23-Briscoe, Isaiah	7-Adebayo, Edrice Humphries, Isaac Briscoe, Isaiah	5-Briscoe, Isaiah	1-Monk, Malik Fox, De'Aaron	1-Gabriel, Wenyen
AUBURN	1/14/17	92-72	24-Monk, Malik	16-Gabriel, Wenyen	6-Monk, Malik	1-Gabriel, Wenyen Fox, De'Aaron Briscoe, Isaiah	3-Adebayo, Edrice
at Mississippi State	1/17/17	88-81	21-Fox, De'Aaron	8-Gabriel, Wenyen	5-Fox, De'Aaron	2-Briscoe, Isaiah	3-Gabriel, Wenyen
#24/24 SOUTH CAROLINA	1/21/17	85-69	27-Monk, Malik	7-Willis, Derek	7-Hawkins, Dominiqu	2-Adebayo, Edrice Monk, Malik	2-Humphries, Isaac
at Tennessee	1/24/17	80-82	25-Monk, Malik	14-Briscoe, Isaiah	5-Briscoe, Isaiah	2-Fox, De'Aaron	2-Adebayo, Edrice Gabriel, Wenyen Willis, Derek
#2/1 KANSAS	1/28/17	73-79	18-Monk, Malik Willis, Derek	8-Adebayo, Edrice Briscoe, Isaiah	6-Briscoe, Isaiah	2-Adebayo, Edrice Fox, De'Aaron	2-Willis, Derek
GEORGIA	1/31/17	90-81	37-Monk, Malik	11-Briscoe, Isaiah	8-Briscoe, Isaiah	3-Monk, Malik	3-Monk, Malik
at #24/23 Florida	2/4/17	66-88	19-Fox, De'Aaron	7-Adebayo, Edrice	3-Briscoe, Isaiah	4-Adebayo, Edrice	1-Adebayo, Edrice Gabriel, Wenyen Monk, Malik
LSU	2/7/17	92-85	23-Monk, Malik	9-Adebayo, Edrice	6-Fox, De'Aaron	3-Fox, De'Aaron	1-Adebayo, Edrice



2016-17 Kentucky Men's Basketball  
 Kentucky Game-by-Game Highs (as of Feb 25, 2017)  
 All games



Opponent	Date	Score	Points	Rebounds	Assists	Steals	Blocked shots
at Alabama	2/11/17	67-58	Gabriel, Wenyen 17-Monk, Malik	11-Briscoe, Isaiah	4-Briscoe, Isaiah	2-Fox, De'Aaron Hawkins, Dominique Monk, Malik	Humphries, Isaac 3-Gabriel, Wenyen
TENNESSEE	2/14/17	83-58	20-Monk, Malik	12-Adebayo, Edrice	6-Briscoe, Isaiah Fox, De'Aaron	2-Fox, De'Aaron Willis, Derek Briscoe, Isaiah	2-Gabriel, Wenyen
at Georgia	02/18/17	82-77	16-Fox, De'Aaron Monk, Malik	12-Willis, Derek	5-Monk, Malik Fox, De'Aaron	3-Monk, Malik	2-Adebayo, Edrice
at Mizzou	2/21/17	72-62	22-Adebayo, Edrice	15-Adebayo, Edrice	4-Fox, De'Aaron	1-Hawkins, Dominiqu Mulder, Mychal	3-Adebayo, Edrice
#13/12 FLORIDA	2/25/17	76-66	33-Monk, Malik	15-Adebayo, Edrice	5-Monk, Malik	2-Hawkins, Dominiqu	1-Mulder, Mychal Adebayo, Edrice





2016-17 Kentucky Men's Basketball  
 Kentucky Team High/Low Analysis (as of Feb 25, 2017)  
 All games



Kentucky - TEAM GAME HIGHS

POINTS	115		vs Arizona State (11/28/16)
	111		UT MARTIN (11/25/16)
	103		vs #7/6 North Carolina (12/17/16)
	101		CLEVELAND STATE (11/23/16)
	100		TEXAS A&M (1/3/17)
FIELD GOALS MADE	44		vs Arizona State (11/28/16)
	41		UT MARTIN (11/25/16)
FIELD GOAL ATTEMPTS	84		vs Arizona State (11/28/16)
	80		#11/9 UCLA (12/3/16)
FIELD GOAL PERCENTAGE	.583	(28-48)	#24/24 SOUTH CAROLINA (1/21/17)
	.571	(32-56)	AUBURN (1/14/17)
3 PT FIELD GOALS MADE	13		TEXAS A&M (1/3/17)
	11		TENNESSEE (2/14/17)
	11		AUBURN (1/14/17)
	11		vs Arizona State (11/28/16)
3 PT FG ATTEMPTS	28		vs Arizona State (11/28/16)
	26		DUQUESNE (11/20/16)
3 PT FG PERCENTAGE	.579	(11-19)	AUBURN (1/14/17)
	.556	(10-18)	vs #7/6 North Carolina (12/17/16)
FREE THROWS MADE	28		ARKANSAS (1/7/17)
	27		GEORGIA (1/31/17)
	27		CANISIUS (11/13/16)
FREE THROW ATTEMPTS	40		ARKANSAS (1/7/17)
	39		CANISIUS (11/13/16)
FREE THROW PERCENTAGE	.821	(23-28)	at Georgia (02/18/17)
	.815	(22-27)	#13/12 FLORIDA (2/25/17)
REBOUNDS	59		vs Arizona State (11/28/16)
	49		DUQUESNE (11/20/16)
ASSISTS	33		vs Arizona State (11/28/16)
	25		CLEVELAND STATE (11/23/16)
STEALS	12		STEPHEN F. AUSTIN (11/11/16)
	11		DUQUESNE (11/20/16)
BLOCKED SHOTS	10		DUQUESNE (11/20/16)
	9		VALPO (12/7/16)
	9		vs Arizona State (11/28/16)
TURNOVERS	17		at Mizzou (2/21/17)
	17		#2/1 KANSAS (1/28/17)
	17		#24/24 SOUTH CAROLINA (1/21/17)
	17		VALPO (12/7/16)
FOULS	27		at Alabama (2/11/17)
	27		vs Hofstra (12/11/16)



2016-17 Kentucky Men's Basketball  
 Kentucky High/Low Analysis (as of Feb 25, 2017)  
 All games



Opponent - GAME HIGHS

POINTS	100		vs #7/6 North Carolina (12/17/16)
	97		#11/9 UCLA (12/3/16)
	88		at #24/23 Florida (2/4/17)
	85		LSU (2/7/17)
	82		at Tennessee (1/24/17)
FIELD GOALS MADE	35		vs #7/6 North Carolina (12/17/16)
	35		#11/9 UCLA (12/3/16)
FIELD GOAL ATTEMPTS	73		vs Arizona State (11/28/16)
	72		at Ole Miss (12/29/16)
FIELD GOAL PERCENTAGE	.542	(32-59)	at Mississippi State (1/17/17)
	.530	(35-66)	vs #7/6 North Carolina (12/17/16)
	.530	(35-66)	#11/9 UCLA (12/3/16)
3 PT FIELD GOALS MADE	10		#13/12 FLORIDA (2/25/17)
	10		LSU (2/7/17)
	10		at #24/23 Florida (2/4/17)
	10		#11/9 UCLA (12/3/16)
3 PT FG ATTEMPTS	30		#13/12 FLORIDA (2/25/17)
	29		at Vanderbilt (1/10/17)
3 PT FG PERCENTAGE	.600	(6-10)	GEORGIA (1/31/17)
	.563	(9-16)	AUBURN (1/14/17)
FREE THROWS MADE	23		at Vanderbilt (1/10/17)
	23		vs Hofstra (12/11/16)
FREE THROW ATTEMPTS	37		vs Hofstra (12/11/16)
	32		at Vanderbilt (1/10/17)
FREE THROW PERCENTAGE	.941	(16-17)	at Ole Miss (12/29/16)
	.909	(20-22)	DUQUESNE (11/20/16)
REBOUNDS	54		at #24/23 Florida (2/4/17)
	45		at Ole Miss (12/29/16)
	45		vs Hofstra (12/11/16)
ASSISTS	18		at #24/23 Florida (2/4/17)
	18		at Tennessee (1/24/17)
	18		vs #7/6 North Carolina (12/17/16)
	18		#11/9 UCLA (12/3/16)
STEALS	10		at Mississippi State (1/17/17)
	9		#2/1 KANSAS (1/28/17)
BLOCKED SHOTS	7		at #24/23 Florida (2/4/17)
	7		TEXAS A&M (1/3/17)
TURNOVERS	28		STEPHEN F. AUSTIN (11/11/16)
	25		TEXAS A&M (1/3/17)
FOULS	32		STEPHEN F. AUSTIN (11/11/16)
	31		AUBURN (1/14/17)
	31		ARKANSAS (1/7/17)



2016-17 Kentucky Men's Basketball  
 Kentucky High/Low Analysis (as of Feb 25, 2017)  
 All games



Kentucky - GAME LOWS

POINTS	66		at #24/23 Florida (2/4/17)
	67		at Alabama (2/11/17)
	69		vs #13/13 Michigan State (11/15/16)
	70		at #10/11 Louisville (12/21/16)
	72		at Mizzou (2/21/17)
FIELD GOALS MADE	23		vs #13/13 Michigan State (11/15/16)
	23		at #10/11 Louisville (12/21/16)
	23		at #24/23 Florida (2/4/17)
FIELD GOAL ATTEMPTS	48		#24/24 SOUTH CAROLINA (1/21/17)
	52		at Mizzou (2/21/17)
FIELD GOAL PERCENTAGE	.377	(23-61)	at #24/23 Florida (2/4/17)
	.383	(23-60)	vs #13/13 Michigan State (11/15/16)
3 PT FIELD GOALS MADE	1		at Vanderbilt (1/10/17)
	3		at Alabama (2/11/17)
3 PT FG ATTEMPTS	9		at Vanderbilt (1/10/17)
	14		at Alabama (2/11/17)
	14		#13/12 FLORIDA (2/25/17)
3 PT FG PERCENTAGE	.111	(1-9)	at Vanderbilt (1/10/17)
	.214	(3-14)	at Alabama (2/11/17)
FREE THROWS MADE	8		TENNESSEE (2/14/17)
	10		at Alabama (2/11/17)
FREE THROW ATTEMPTS	12		TENNESSEE (2/14/17)
	18		at Alabama (2/11/17)
FREE THROW PERCENTAGE	.531	(17-32)	AUBURN (1/14/17)
	.556	(10-18)	at Alabama (2/11/17)
REBOUNDS	28		STEPHEN F. AUSTIN (11/11/16)
	29		at #24/23 Florida (2/4/17)
ASSISTS	7		at #24/23 Florida (2/4/17)
	8		at Vanderbilt (1/10/17)
STEALS	2		at Vanderbilt (1/10/17)
	2		at Mizzou (2/21/17)
BLOCKED SHOTS	1		at Vanderbilt (1/10/17)
	2		vs #7/6 North Carolina (12/17/16)
	2		LSU (2/7/17)
	2		at Georgia (02/18/17)
	2		#13/12 FLORIDA (2/25/17)
TURNOVERS	6		at Vanderbilt (1/10/17)
	7		vs Hofstra (12/11/16)
	7		TENNESSEE (2/14/17)
FOULS	13		#13/12 FLORIDA (2/25/17)
	16		vs #13/13 Michigan State (11/15/16)
	16		vs Arizona State (11/28/16)
	16		TEXAS A&M (1/3/17)
	16		#24/24 SOUTH CAROLINA (1/21/17)





2016-17 Kentucky Men's Basketball  
 Kentucky High/Low Analysis (as of Feb 25, 2017)  
 All games



Opponent - GAME LOWS

POINTS	48		vs #13/13 Michigan State (11/15/16)
	58		TEXAS A&M (1/3/17)
	58		at Alabama (2/11/17)
	58		TENNESSEE (2/14/17)
	59		DUQUESNE (11/20/16)
FIELD GOALS MADE	17		DUQUESNE (11/20/16)
	18		TENNESSEE (2/14/17)
FIELD GOAL ATTEMPTS	47		TEXAS A&M (1/3/17)
	51		at Alabama (2/11/17)
FIELD GOAL PERCENTAGE	.304	(17-56)	DUQUESNE (11/20/16)
	.328	(20-61)	vs #13/13 Michigan State (11/15/16)
3 PT FIELD GOALS MADE	3		at Alabama (2/11/17)
	3		TENNESSEE (2/14/17)
	3		at Georgia (02/18/17)
3 PT FG ATTEMPTS	10		at Tennessee (1/24/17)
	10		GEORGIA (1/31/17)
3 PT FG PERCENTAGE	.182	(4-22)	at Mizzou (2/21/17)
	.188	(3-16)	TENNESSEE (2/14/17)
FREE THROWS MADE	3		vs #13/13 Michigan State (11/15/16)
	4		#13/12 FLORIDA (2/25/17)
FREE THROW ATTEMPTS	6		#13/12 FLORIDA (2/25/17)
	9		vs #13/13 Michigan State (11/15/16)
FREE THROW PERCENTAGE	.333	(3-9)	vs #13/13 Michigan State (11/15/16)
	.333	(5-15)	AUBURN (1/14/17)
REBOUNDS	26		UT MARTIN (11/25/16)
	26		LSU (2/7/17)
	26		at Georgia (02/18/17)
ASSISTS	4		at Alabama (2/11/17)
	4		at Mizzou (2/21/17)
STEALS	0		vs #13/13 Michigan State (11/15/16)
	1		vs Hofstra (12/11/16)
	1		AUBURN (1/14/17)
BLOCKED SHOTS	0		at Alabama (2/11/17)
	1		CANISIUS (11/13/16)
	1		DUQUESNE (11/20/16)
	1		CLEVELAND STATE (11/23/16)
	1		VALPO (12/7/16)
	1		vs Hofstra (12/11/16)
	1		at Vanderbilt (1/10/17)
	1		#24/24 SOUTH CAROLINA (1/21/17)
	1		LSU (2/7/17)
TURNOVERS	6		#13/12 FLORIDA (2/25/17)
	7		at Vanderbilt (1/10/17)
FOULS	15		#2/1 KANSAS (1/28/17)
	15		TENNESSEE (2/14/17)



2016-17 Kentucky Men's Basketball  
 Kentucky Player High/Low Analysis (as of Feb 25, 2017)  
 All games



Kentucky - INDIVIDUAL GAME HIGHS

Points	47		Monk, Malik vs #7/6 North Carolina (12/17/16)
	37		Monk, Malik vs Georgia (1/31/17)
	34		Monk, Malik at Ole Miss (12/29/16)
	33		Monk, Malik vs #13/12 Florida (2/25/17)
	27		Monk, Malik vs #24/24 South Carolina (1/21/17)
	27		Fox, De'Aaron vs ARKANSAS (1/7/17)
Field Goals Made	18		Monk, Malik vs #7/6 North Carolina (12/17/16)
	12		Adebayo, Edrice at Ole Miss (12/29/16)
Field Goal Att.	28		Monk, Malik vs #7/6 North Carolina (12/17/16)
	21		Monk, Malik vs Georgia (1/31/17)
	21		Fox, De'Aaron vs #7/6 North Carolina (12/17/16)
FG Pct (min 5 made)	1.000	(5-5)	Gabriel, Wenyen at Mississippi State (1/17/17)
	.875	(7-8)	Adebayo, Edrice at Tennessee (1/24/17)
3-Point FG Made	8		Monk, Malik vs #7/6 North Carolina (12/17/16)
	7		Monk, Malik vs Georgia (1/31/17)
	7		MONK,MALIK vs #13/13 Michigan State (11/15/16)
3-Point FG Att.	13		Monk, Malik at Tennessee (1/24/17)
	12		Monk, Malik vs #7/6 North Carolina (12/17/16)
3-Pt FG Pct (min 2 made)	1.000	(3-3)	Gabriel, Wenyen at Mississippi State (1/17/17)
	1.000	(3-3)	Briscoe, Isaiah vs TEXAS A&M (1/3/17)
	1.000	(2-2)	Fox, De'Aaron at Tennessee (1/24/17)
	1.000	(2-2)	Briscoe, Isaiah vs Auburn (1/14/17)
	1.000	(2-2)	Briscoe, Isaiah vs Arizona State (11/28/16)
Free Throws Made	11		Briscoe, Isaiah vs Georgia (1/31/17)
	10		Monk, Malik vs #13/12 Florida (2/25/17)
	10		Adebayo, Edrice at Mizzou (2/21/17)
	10		Monk, Malik vs Georgia (1/31/17)
	10		Adebayo, Edrice vs #11/9 UCLA (12/3/16)
Free Throw Att.	15		Briscoe, Isaiah vs Georgia (1/31/17)
	13		Adebayo, Edrice at Mizzou (2/21/17)
	13		Adebayo, Edrice vs #11/9 UCLA (12/3/16)
	13		Adebayo, Edrice vs CANISIUS (11/13/16)
FT Pct (min 3 made)	1.000	(9-9)	Fox, De'Aaron vs CANISIUS (11/13/16)
	1.000	(7-7)	Fox, De'Aaron vs ARKANSAS (1/7/17)
	1.000	(6-6)	Briscoe, Isaiah at Ole Miss (12/29/16)
	1.000	(6-6)	Briscoe, Isaiah at #10/11 Louisville (12/21/16)
	1.000	(6-6)	Gabriel, Wenyen vs UT MARTIN (11/25/16)
	1.000	(6-6)	FOX,DE'AARON vs #13/13 Michigan State (11/15/16)
	1.000	(6-6)	Fox, De'Aaron vs STEPHEN F. AUSTIN (11/11/16)
	1.000	(5-5)	Mulder, Mychal vs Auburn (1/14/17)
	1.000	(5-5)	Monk, Malik vs TEXAS A&M (1/3/17)
	1.000	(5-5)	FOX, De'Aaron vs Hofstra (12/11/16)
	1.000	(5-5)	Briscoe, Isaiah vs #13/13 Michigan State (11/15/16)
	1.000	(4-4)	Adebayo, Edrice at Alabama (2/11/17)
	1.000	(4-4)	Hawkins, Dominique at #24/23 Florida (2/4/17)
	1.000	(4-4)	Briscoe, Isaiah at Mississippi State (1/17/17)
	1.000	(4-4)	Monk, Malik vs Auburn (1/14/17)
	1.000	(4-4)	Monk, Malik vs UT MARTIN (11/25/16)
	1.000	(4-4)	Hawkins, Dominique vs UT MARTIN (11/25/16)
	1.000	(4-4)	Adebayo, Edrice vs CLEVELAND STATE (11/23/16)
	1.000	(4-4)	Monk, Malik vs CANISIUS (11/13/16)
	1.000	(4-4)	Willis, Derek vs STEPHEN F. AUSTIN (11/11/16)
	1.000	(3-3)	Hawkins, Dominique vs #24/24 South Carolina (1/21/17)

	1.000	(3-3)	Monk, Malik at #10/11 Louisville (12/21/16)
Rebounds	16		Gabriel, Wenyen vs Auburn (1/14/17)
	15		Adebayo, Edrice vs #13/12 Florida (2/25/17)
	15		Adebayo, Edrice at Mizzou (2/21/17)
Assists	12		Fox, De'Aaron vs STEPHEN F. AUSTIN (11/11/16)
	11		Briscoe, Isaiah at Ole Miss (12/29/16)
	11		Fox, De'Aaron vs CLEVELAND STATE (11/23/16)
Steals	5		Monk, Malik vs #11/9 UCLA (12/3/16)
	4		Adebayo, Edrice at #24/23 Florida (2/4/17)
	4		Briscoe, Isaiah vs DUQUESNE (11/20/16)
Blocked Shots	4		Adebayo, Edrice vs #11/9 UCLA (12/3/16)
	3		Adebayo, Edrice at Mizzou (2/21/17)
	3		Gabriel, Wenyen at Alabama (2/11/17)
	3		Monk, Malik vs Georgia (1/31/17)
	3		Gabriel, Wenyen at Mississippi State (1/17/17)
	3		Adebayo, Edrice vs Auburn (1/14/17)
	3		Adebayo, Edrice vs TEXAS A&M (1/3/17)
	3		Adebayo, Edrice at Ole Miss (12/29/16)
	3		Gabriel, Wenyen vs VALPO (12/7/16)
	3		Adebayo, Edrice vs Arizona State (11/28/16)
	3		Adebayo, Edrice vs CANISIUS (11/13/16)
	3		Humphries, Isaac vs STEPHEN F. AUSTIN (11/11/16)
	3		Willis, Derek vs STEPHEN F. AUSTIN (11/11/16)
Turnovers	7		Briscoe, Isaiah vs #24/24 South Carolina (1/21/17)
	6		Monk, Malik vs #13/12 Florida (2/25/17)
	6		Briscoe, Isaiah at Mizzou (2/21/17)
	6		Briscoe, Isaiah vs Georgia (1/31/17)
Fouls	5		Briscoe, Isaiah at Mizzou (2/21/17)
	5		Hawkins, Dominique at Georgia (02/18/17)
	5		Briscoe, Isaiah at Georgia (02/18/17)
	5		Fox, De'Aaron vs Tennessee (2/14/17)
	5		Adebayo, Edrice at Alabama (2/11/17)
	5		Gabriel, Wenyen vs LSU (2/7/17)
	5		Gabriel, Wenyen at #24/23 Florida (2/4/17)
	5		Humphries, Isaac at Mississippi State (1/17/17)
	5		Fox, De'Aaron vs Auburn (1/14/17)
	5		Adebayo, Edrice vs #7/6 North Carolina (12/17/16)
Minutes	45		Briscoe, Isaiah vs Georgia (1/31/17)
	44		Monk, Malik vs Georgia (1/31/17)
	39		Monk, Malik vs #2/1 Kansas (1/28/17)
	39		Briscoe, Isaiah at Vanderbilt (1/10/17)
	38		Monk, Malik at Mizzou (2/21/17)
	38		Fox, De'Aaron vs #2/1 Kansas (1/28/17)
	38		Monk, Malik vs #7/6 North Carolina (12/17/16)
	38		Briscoe, Isaiah vs #7/6 North Carolina (12/17/16)



2016-17 Kentucky Men's Basketball  
 Kentucky Opponent High/Low Analysis (as of Feb 25, 2017)  
 All games



OPPONENT INDIVIDUAL GAME HIGHS

Points	36		Frazier, J.J. at Georgia (02/18/17)
	34		Thornwell, Sindarius vs #24/24 South Carolina (1/21/17)
	34		Justin Jackson vs #7/6 North Carolina (12/17/16)
	31		Blakeney, Antonio vs LSU (2/7/17)
	28		Edwards, Rob vs CLEVELAND STATE (11/23/16)
Field Goals Made	12		Blakeney, Antonio vs LSU (2/7/17)
	12		Edwards, Rob vs CLEVELAND STATE (11/23/16)
Field Goal Att.	23		Thornwell, Sindarius vs #24/24 South Carolina (1/21/17)
	22		Frazier, J.J. at Georgia (02/18/17)
FG Pct (min 5 made)	1.000	(6-6)	Lucas, Landen vs #2/1 Kansas (1/28/17)
	.833	(5-6)	Blanton, Temarcus vs #24/24 South Carolina (1/21/17)
3-Point FG Made	5		Allen, KeVaughn vs #13/12 Florida (2/25/17)
	4		PHILLIPS at Mizzou (2/21/17)
	4		Blakeney, Antonio vs LSU (2/7/17)
	4		Justin Jackson vs #7/6 North Carolina (12/17/16)
3-Point FG Att.	11		Allen, KeVaughn vs #13/12 Florida (2/25/17)
	10		FISHER-DAVIS, Matthe at Vanderbilt (1/10/17)
	10		Robertson, Kassius vs CANISIUS (11/13/16)
3-Pt FG Pct (min 2 made)	1.000	(2-2)	Harris, Jordan vs Georgia (1/31/17)
	1.000	(2-2)	Blanton, Temarcus vs #24/24 South Carolina (1/21/17)
Free Throws Made	14		Thornwell, Sindarius vs #24/24 South Carolina (1/21/17)
	12		Frazier, J.J. at Georgia (02/18/17)
Free Throw Att.	15		Frazier, J.J. at Georgia (02/18/17)
	15		Thornwell, Sindarius vs #24/24 South Carolina (1/21/17)
	15		Justin Jackson vs #7/6 North Carolina (12/17/16)
FT Pct (min 3 made)	1.000	(8-8)	PHILLIPS at Mizzou (2/21/17)
	1.000	(6-6)	Saiz, Sebastian at Ole Miss (12/29/16)
	1.000	(6-6)	ADEL, Deng at #10/11 Louisville (12/21/16)
	1.000	(6-6)	Tony Bradley vs #7/6 North Carolina (12/17/16)
	1.000	(5-5)	Schofield, Admiral vs Tennessee (2/14/17)
	1.000	(5-5)	Kingsley, Moses vs ARKANSAS (1/7/17)
	1.000	(5-5)	Brooks, Rasheed at Ole Miss (12/29/16)
	1.000	(4-4)	Sampson, Brandon vs LSU (2/7/17)
	1.000	(4-4)	Barry, Canyon at #24/23 Florida (2/4/17)
	1.000	(4-4)	ROBERSON, Jeff at Vanderbilt (1/10/17)
	1.000	(4-4)	Thompson, Trey vs ARKANSAS (1/7/17)
	1.000	(4-4)	SPALDING, Ray at #10/11 Louisville (12/21/16)
	1.000	(4-4)	Peters, Alec vs VALPO (12/7/16)
	1.000	(4-4)	Welsh, Thomas vs #11/9 UCLA (12/3/16)
	1.000	(4-4)	Graham, Torian vs Arizona State (11/28/16)
	1.000	(4-4)	Fofana, Mike vs UT MARTIN (11/25/16)
	1.000	(4-4)	Mike, Isiaha vs DUQUESNE (11/20/16)
	1.000	(3-3)	KORNET, Luke at Vanderbilt (1/10/17)
Rebounds	13		Ogbeide, Derek vs Georgia (1/31/17)
	13		Saiz, Sebastian at Ole Miss (12/29/16)
	13		Leaf, TJ vs #11/9 UCLA (12/3/16)
Assists	9		Chiozza, Chris at #24/23 Florida (2/4/17)
	7		Joel Berry II vs #7/6 North Carolina (12/17/16)
	7		Ball, Lonzo vs #11/9 UCLA (12/3/16)
Steals	4		Q Weatherspoon at Mississippi State (1/17/17)
	3		Frazier, J.J. vs Georgia (1/31/17)
	3		Williams, Grant at Tennessee (1/24/17)
	3		Brooks, Rasheed at Ole Miss (12/29/16)



	3	Adekoya, Jubril vs VALPO (12/7/16)
	3	Mike, Isiaha vs DUQUESNE (11/20/16)
	3	Reese, Isaiah vs CANISIUS (11/13/16)
Blocked Shots	4	Williams, Grant at Tennessee (1/24/17)
	4	Williams, Robert vs TEXAS A&M (1/3/17)
Turnovers	9	BRIDGES,MILES vs #13/13 Michigan State (11/15/16)
	7	Davis, Tyler vs TEXAS A&M (1/3/17)
	7	Hogg, DJ vs TEXAS A&M (1/3/17)
	7	Charles, Ty vs STEPHEN F. AUSTIN (11/11/16)
Fouls	5	NIKKO at Mizzou (2/21/17)
	5	WOODS at Mizzou (2/21/17)
	5	Ogbeide, Derek at Georgia (02/18/17)
	5	Epps, Aaron vs LSU (2/7/17)
	5	Hayes, Kevarrius at #24/23 Florida (2/4/17)
	5	Frazier, J.J. vs Georgia (1/31/17)
	5	Parker, Juwan vs Georgia (1/31/17)
	5	Lucas, Landen vs #2/1 Kansas (1/28/17)
	5	Xavian Stapleton at Mississippi State (1/17/17)
	5	Q Weatherspoon at Mississippi State (1/17/17)
	5	Schnider Herard at Mississippi State (1/17/17)
	5	Wiley, Austin vs Auburn (1/14/17)
	5	Gilder, Admon vs TEXAS A&M (1/3/17)
	5	Kennedy Meeks vs #7/6 North Carolina (12/17/16)
	5	Joel Berry II vs #7/6 North Carolina (12/17/16)
	5	PEMBERTON, Eli vs Hofstra (12/11/16)
	5	Anigbogu, Ike vs #11/9 UCLA (12/3/16)
	5	Welsh, Thomas vs #11/9 UCLA (12/3/16)
	5	Tshisumpa, Jethro vs Arizona State (11/28/16)
	5	Clayborne, Evan vs CLEVELAND STATE (11/23/16)
	5	Sloan, Derek vs CLEVELAND STATE (11/23/16)
	5	Huntley, Josh vs STEPHEN F. AUSTIN (11/11/16)
	5	Holyfield, TJ vs STEPHEN F. AUSTIN (11/11/16)



2016-17 Kentucky Men's Basketball  
 Kentucky Team Game-by-Game Comparison (as of Feb 25, 2017)  
 All games



Opponent	1st	2nd	Score	Mar	Total FG	FG Pct	3-Pointers	3FG Pct	Free Throws	FT Pct	Rebounds	Assist	T/Over	Block	Steal	Fouls
STEPHEN F. AUSTIN	48/32	39/32	87-64	+23	31-62/23-52	.500/.442	5-18/5-19	.278/.263	20-30/13-19	.667/.684	28/36 (8)	21/10	13/28	8/5	12/6	19/32
CANISIUS	44/35	49/34	93-69	+24	31-61/26-62	.508/.419	4-16/4-21	.250/.190	27-39/13-20	.692/.650	39/36 +3	10/11	10/18	7/1	4/8	19/30
#13/13 Michigan State	34/26	35/22	69-48	+21	23-60/20-61	.383/.328	7-21/5-26	.333/.192	16-20/3-9	.800/.333	40/44 (4)	17/9	14/20	8/4	8/0	16/20
DUQUESNE	50/23	43/36	93-59	+34	35-76/17-56	.461/.304	7-26/5-25	.269/.200	16-21/20-22	.762/.909	49/32 +17	19/7	11/18	10/1	11/7	17/17
CLEVELAND STATE	56/35	45/35	101-70	+31	38-73/25-64	.521/.391	9-24/6-27	.375/.222	16-26/14-19	.615/.737	47/36 +11	25/7	13/19	6/1	6/5	18/27
UT MARTIN	53/38	58/38	111-76	+35	41-74/27-66	.554/.409	7-22/9-27	.318/.333	22-29/13-20	.759/.650	48/26 +22	24/15	12/17	5/2	7/8	18/25
Arizona State	58/30	57/39	115-69	+46	44-84/25-73	.524/.342	11-28/8-26	.393/.308	16-22/11-15	.727/.733	59/33 +26	33/15	9/13	9/4	7/4	16/21
#11/9 UCLA	45/49	47/48	92-97	(5)	33-80/35-66	.413/.530	8-24/10-23	.333/.435	18-27/17-21	.667/.810	38/41 (3)	16/18	9/18	6/6	8/4	22/24
VALPO	45/24	42/39	87-63	+24	33-71/23-67	.465/.343	7-23/4-15	.304/.267	14-24/13-19	.583/.684	48/41 +7	15/6	17/19	9/1	7/8	18/25
Hofstra	48/33	48/40	96-73	+23	37-72/22-65	.514/.338	8-23/6-22	.348/.273	14-21/23-37	.667/.622	41/45 (4)	20/12	7/14	8/1	4/1	27/20
#7/6 North Carolina	56/51	47/49	103-100	+3	40-74/35-66	.541/.530	10-18/9-17	.556/.529	13-21/21-28	.619/.750	39/35 +4	19/18	10/9	2/5	4/4	20/22
#10/11 Louisville	40/39	30/34	70-73	(3)	23-58/26-60	.397/.433	5-22/6-14	.227/.429	19-29/15-20	.655/.750	36/40 (4)	10/10	13/14	4/5	7/4	20/23
Ole Miss	60/39	39/37	99-76	+23	37-74/27-72	.500/.375	8-18/6-22	.444/.273	17-24/16-17	.708/.941	42/45 (3)	24/13	8/15	8/6	9/3	17/23
TEXAS A&M	50/27	50/31	100-58	+42	33-63/21-47	.524/.447	13-25/6-13	.520/.462	21-26/10-17	.808/.588	30/28 +2	16/12	9/25	3/7	10/2	16/23
ARKANSAS	41/38	56/33	97-71	+26	32-60/25-63	.533/.397	5-19/4-16	.263/.250	28-40/17-21	.700/.810	44/29 +15	13/11	9/8	5/3	3/3	20/31
Vanderbilt	45/41	42/40	87-81	+6	34-67/25-58	.507/.431	1-9/8-29	.111/.276	18-24/23-32	.750/.719	40/34 +6	8/10	6/7	1/1	2/2	23/20
AUBURN	51/39	41/33	92-72	+20	32-56/29-62	.571/.468	11-19/9-16	.579/.563	17-32/5-15	.531/.333	40/28 +12	19/8	13/13	6/2	3/1	18/31
Mississippi State	46/34	42/47	88-81	+7	33-65/32-59	.508/.542	7-18/5-17	.389/.294	15-24/12-22	.625/.545	38/32 +6	16/10	16/19	6/3	5/10	24/28
#24/24 SOUTH CAROLINA	47/38	38/31	85-69	+16	28-48/24-58	.583/.414	8-20/5-20	.400/.250	21-28/16-19	.750/.842	32/27 +5	17/11	17/13	5/1	6/7	16/26
Tennessee	34/39	46/43	80-82	(2)	25-60/30-64	.417/.469	6-24/5-10	.250/.500	24-31/17-27	.774/.630	40/39 +1	14/18	14/9	7/4	4/8	20/22
#2/1 KANSAS	32/27	41/52	73-79	(6)	26-55/32-64	.473/.500	8-20/5-19	.400/.263	13-22/10-18	.591/.556	35/34 +1	14/9	17/12	4/2	5/9	17/15
GEORGIA	29/29	47/47	90-81	+9	27-64/30-61	.422/.492	9-21/6-10	.429/.600	27-36/15-24	.750/.625	45/32 +13	14/15	14/17	6/4	7/5	22/28
#24/23 Florida	26/34	40/54	66-88	(22)	23-61/30-62	.377/.484	6-18/10-26	.333/.385	14-23/18-29	.609/.621	29/54 (25)	7/18	13/17	3/7	7/5	24/23
LSU	43/27	49/58	92-85	+7	31-63/32-64	.492/.500	9-25/10-23	.360/.435	21-26/11-15	.808/.733	40/26 +14	16/13	14/14	2/1	8/6	17/22
Alabama	29/20	38/38	67-58	+9	27-62/23-51	.435/.451	3-14/3-14	.214/.214	10-18/9-26	.556/.346	41/38 +3	12/4	12/16	6/0	7/3	27/20
TENNESSEE	47/32	36/26	83-58	+25	32-69/18-52	.464/.346	11-25/3-16	.440/.188	8-12/19-24	.667/.792	43/35 +8	17/7	7/13	6/3	6/6	17/15
Georgia	33/31	49/46	82-77	+5	26-61/28-55	.426/.509	7-21/3-15	.333/.200	23-28/18-24	.821/.750	41/26 +15	13/8	14/11	2/4	7/2	21/22
Mizzou	31/30	41/32	72-62	+10	24-52/22-60	.462/.367	5-18/4-22	.278/.182	19-28/14-23	.679/.609	44/31 +13	10/4	17/9	5/3	2/5	22/23
#13/12 FLORIDA	28/28	48/38	76-66	+10	24-53/26-71	.453/.366	6-14/10-30	.429/.333	22-27/4-6	.815/.667	48/30 +18	13/12	16/6	2/2	3/6	13/22

Note: Game totals are displayed in the format TEAM/OPPONENT for each category