




TENNESSEE

BASKETBALL



10 SEC CHAMPIONSHIPS | 25 ALL-AMERICANS | 11 SEC PLAYERS OF THE YEAR | 46 NBA DRAFT PICKS

TENNESSEE (14-11, 6-6 SEC) at #13/#11 KENTUCKY (20-5, 10-2 SEC)

FEB. 14 » RUPP ARENA » LEXINGTON, KY. » 7:04 P.M. ET

THE MATCHUP

TENNESSEE VOLUNTEERS



KENTUCKY WILDCATS



UTSPORTS.COM

QUICK COMPARISON

| | | |
|----------|--------------------------------|----------|
| 77.0 ppg | Points Per Game | 89.3 ppg |
| 73.1 ppg | Points Allowed Per Game | 73.7 ppg |
| 38.0 rpg | Rebounding Per Game | 40.3 rpg |
| 37.1 rpg | Rebounding Defense | 35.6 rpg |
| .440 | Field Goal Pct. | .485 |
| .340 | 3-Point Pct. | .353 |



UKATHLETICS.COM

TENNESSEE QUICK FACTS

Head Coach: Rick Barnes (Lenoir-Rhyne, 1977)

Record at Tennessee: 29-30 / 2nd year

Career Record: 633-344 / 30th year

Points Leader: Robert Hubbs III (14.3 ppg, 13th in SEC)

Rebounds Leader: Grant Williams (5.5 rpg)

Assists Leader: Lamonté Turner (3.2 apg)

KENTUCKY QUICK FACTS

Head Coach: John Calipari (Clarion State, 1982)

Record at Kentucky: 237-52 / 8th year

Career Record: 640-190 / 25th year

Points Leader: Malik Monk (21.7 ppg, 1st in SEC)

Rebounds Leader: Bam Adebayo (6.9 rpg, 9th in SEC)

Assists Leader: De'Aaron Fox (5.4 apg, 1st in SEC)

107 YEARS | 177 MILES | 221 MEETINGS

THE SERIES

Overall: Kentucky leads, 152-69

In Knoxville: UK leads, 52-49

In Lexington: UK leads, 89-16

Neutral Sites: UK leads, 11-4

Current Streak: Tennessee has won one

Last Meeting: Tennessee won, 82-80, in Knoxville 1/24/17

Barnes vs. Kentucky: 3-3

Barnes vs. Calipari: Barnes leads, 4-3

RIGHT NOW

After ascending as high as 35 in the NCAA's official RPI listing, Tennessee is now rated 46th.

SEC Co-Freshman of the Week **Grant Williams** averaged 24.0 points and 3.5 blocks in UT's two games last week.

In SEC play, Tennessee's 1.3 assist/turnover ratio is the best among all league teams.

Senior wing and leading scorer **Robert Hubbs III** will play his 100th career game Tuesday.

A WIN WOULD...

Stand as just the fifth all-time victory for the Vols at Rupp Arena.

Give the Vols their first season sweep over Kentucky since the 1998-99 season.

Stand as Tennessee's 15th victory of the season, matching the program's 34-game win total from last season

Mark the 20th time an unranked Tennessee team has beaten a ranked Kentucky squad.

PROBABLE STARTERS

| Tennessee | | Ht. | Wt. | Yr. | Hometown | PPG | RPG | Other |
|-----------|----|------------------|------|-----|----------|------------------|------|--------------|
| G | 0 | Jordan Bone | 6-1 | 173 | Fr. | Nashville, Tenn. | 7.1 | 1.9 3.1 apg |
| G | 23 | Jordan Bowden | 6-3 | 180 | Fr. | Knoxville, Tenn. | 8.7 | 3.0 1.0 spg |
| G | 3 | Robert Hubbs III | 6-5 | 207 | Sr. | Newbern, Tenn. | 14.3 | 5.0 .488 FG% |
| F | 2 | Grant Williams | 6-5 | 234 | Fr. | Charlotte, N.C. | 12.5 | 5.5 2.0 bpg |
| F | 11 | Kyle Alexander | 6-10 | 218 | So. | Milton, Ontario | 3.7 | 4.1 .500 FG% |

| Kentucky | | Ht. | Wt. | Yr. | Hometown | PPG | RPG | Other |
|----------|----|----------------------|------|-----|----------|-------------------------|-------|---------------|
| G | 0 | De'Aaron Fox | 6-3 | 187 | Fr. | Houston, Texas | 15.77 | 4.2 5.4 apg |
| G | 13 | Isaiah Briscoe | 6-3 | 210 | So. | Newark, N.J. | 13.9 | 5.4 .341 3FG% |
| G | 5 | Malik Monk | 6-3 | 200 | Fr. | Lepanto, Ark. | 21.7 | 2.2 .414 3FG% |
| F | 32 | Wenyen Gabriel | 6-9 | 213 | Fr. | Manchester, N.H. | 6.2 | 6.1 .467 FG% |
| F | 3 | Edrice "Bam" Adebayo | 6-10 | 260 | Fr. | Little Washington, N.C. | 12.9 | 6.9 2.9 orgp |

EXPERIENCE THE ACTION



TV

■ ESPN

Joe Tessitore (PxP)
Sean Farnham (analyst)
Kaylee Hartung (reporter)
Bo Garrett (producer)



RADIO

■ Vol Network

Bob Kesling (PxP)
Bert Bertelkamp (analyst)
Tim Berry (engineer)



SATELLITE RADIO

■ Sirius

Channel 83 (UK feed)

■ XM

Channel 190 (UK feed)



ONLINE/MOBILE

■ UTsports.com

■ Free audio stream only

■ WatchESPN.com

■ Free video stream

2016-17 » SCHEDULE & RECORD

| | | |
|-------------------|------------------------|--------------|
| THE RECORD | OVERALL RECORD: | 14-11 |
| | SEC | 6-6 |
| | NON-CONFERENCE | 8-5 |
| | HOME | 9-4 |
| | AWAY | 4-4 |
| | NEUTRAL | 1-3 |

THE SCHEDULE

| DATE | OPPONENT (TV) | TIME/RESULT |
|------|---------------------------------|-------------|
| N11 | Chattanooga (SEC Network+) | L, 82-69 |
| N15 | Appalachian State (SEC Network) | W, 103-94 |
| N21 | 1-vs. #16 Wisconsin (ESPN2) | L, 72-64 |
| N22 | 1-#13 Oregon (ESPN2) | OT L, 69-65 |
| N23 | 1-Chaminade (ESPNU) | W, 95-81 |

| | | |
|-----|------------------------------|----------|
| D3 | Georgia Tech (SEC Network+) | W, 81-58 |
| D6 | Presbyterian (SEC Network+) | W, 90-50 |
| D11 | at #7 North Carolina (ESPN) | L, 73-71 |
| D13 | Tennessee Tech (SEC Network) | W, 74-68 |
| D15 | Lipscomb (SEC Network+) | W, 92-77 |
| D18 | 2-vs. #8 Gonzaga (ESPN2) | L, 86-76 |
| D22 | at ETSU (My VLT/ESPN3) | W, 72-68 |
| D29 | at Texas A&M* (SEC Network) | W, 73-63 |

| | | |
|-----|----------------------------------|----------|
| J3 | Arkansas* (SEC Network) | L, 82-78 |
| J7 | at #24 Florida* (ESPN2) | L, 83-70 |
| J11 | South Carolina* (SEC Network) | L, 70-60 |
| J14 | at Vanderbilt* (SEC Network) | W, 87-75 |
| J17 | at Ole Miss* (SEC Network) | L, 80-69 |
| J21 | Mississippi State* (SEC Network) | W, 91-74 |
| J24 | #4 Kentucky* (ESPN) | W, 82-80 |
| J28 | 3-Kansas State (ESPN2) | W, 70-58 |
| J31 | at Auburn* (SEC Network) | W, 87-77 |

| | | |
|-----|-------------------------------------|-----------|
| F4 | at Mississippi State* (SEC Network) | L, 64-59 |
| F8 | Ole Miss* (SEC Network) | W, 75-66 |
| F11 | Georgia* (ESPNU) | L, 76-75 |
| F14 | at #13 Kentucky* (ESPN) | 7:04 p.m. |
| F18 | Missouri* (SEC Network) | 1 p.m. |
| F22 | Vanderbilt* (SEC Network) | 6:30 p.m. |
| F25 | at South Carolina* (SEC Network) | 1 p.m. |

| | | |
|-------|------------------------|--------|
| M1 | at LSU* (SEC Network) | 7 p.m. |
| M4 | Alabama* (SEC Network) | 1 p.m. |
| M8-12 | 4-SEC Tournament | |

Schedule Key

1-Maui Jim Maui Invitational (Lahaina, Maui);
2-Battle on Broadway (Nashville, Tenn.); 3-SEC/Big 12 Challenge; 4-SEC Tournament (Nashville, Tenn.)

*Southeastern Conference Game

All Times Eastern; Opponent Rankings are AP



Are you viewing these game notes on a wifi-enabled mobile device? If so, click on any game's score above to view the video highlights from that contest.

▶ QUICK FACTS

THE BASICS

Location: Knoxville, Tenn.
 Founded: 1794
 Conference: Southeastern
 Enrollment: 28,052
 Colors: Orange & White
 Nickname: Volunteers
 Mascot: Smokey
 Band: Pride of the Southland
 University President: Dr. Joe DiPietro
 Knoxville Chancellor: Dr. Jimmy G. Cheek
 Faculty Representative: Dr. Donald Bruce
 Vice Chancellor/Director of Athletics: Dave Hart
 Athletic Department Phone: 865-974-1220
 Ticket Office Phone: 1-800-332-VOLS (8657)

COURT FACTS

Thompson-Boling Arena
 Capacity: 21,678
 Record in Arena: 352-126 (.738), 30th season
 Largest Crowd: 25,610 vs. Kentucky (1/21/89)
 at current capacity: 22,326 vs. Gonzaga (1/7/09)

▶ MEDIA INFORMATION

CREDENTIALS

Outlets interested in obtaining credentials to cover Tennessee basketball home games must apply for credentials via Sports Systems.

Link: www.sportssystem.com/clients/seccredentials/

Applications for single-game credentials should be submitted at least one week in advance of the game(s) one plans to cover.

COVERING PRACTICE

Only select Tennessee basketball practices are open to the media. Contact basketball SID Tom Satkowiak (tomsid@tennessee.edu) for dates and times. See Page 255 of the Tennessee Media Guide for specific practice coverage guidelines.

WEEKLY PRESS CONFERENCES

During SEC play, Rick Barnes hosts weekly media press conferences in the Ray and Lucy Hand Digital Studio. Lunch for attendees is provided in the Media Relations office.

SEC COACHES TELECONFERENCE

This season's SEC coaches teleconferences are scheduled to occur on Jan. 2, 16 and 26 (Thursday); Feb. 6 and 20; March 6. The postseason call takes place on March 13. All SEC basketball teleconferences can be listened to online at SECsports.com shortly after their conclusion.

Order of Appearance (All Times Eastern)

11:00 a.m. Bryce Drew, Vanderbilt
 11:07 a.m. Michael White, Florida
 11:14 a.m. Frank Martin, South Carolina
 11:21 a.m. Mark Fox, Georgia
 11:28 a.m. Johnny Jones, LSU
 11:35 a.m. John Calipari, Kentucky
11:42 a.m. Rick Barnes, Tennessee
 11:49 a.m. Mike Anderson, Arkansas
 11:56 a.m. Avery Johnson, Alabama
 12:03 p.m. Bruce Pearl, Auburn
 12:10 p.m. Andy Kennedy, Ole Miss
 12:17 p.m. Ben Howland, Mississippi State
 12:24 p.m. Kim Anderson, Missouri
 12:31 p.m. Billy Kennedy, Texas A&M

INSIDE TENNESSEE



Front Row (L-R): Kwe Parker, Lamonté Turner, Shembari Phillips, Robert Hubbs III, Detrick Mostella (no longer with the team), Brad Woodson, Jordan Bone, Jacob Fleschman; **Back Row (L-R):** Lucas Campbell, Jalen Johnson, John Fulkerson, Kyle Alexander, Lew Evans, Admiral Schofield, Grant Williams, Jordan Bowden

SCHOLARSHIP ROSTER & QUICK NOTES

| No. | Name | Pos. | Ht. | Wt. | Class | Hometown Previous School |
|----------------------------------------------------------------------------------------------------------------------|-------------------|------|------|-----|--------|-------------------------------------------------|
| 11 | Kyle Alexander | F | 6-10 | 218 | So. | Milton, Ontario, Canada Orangeville Prep |
| Note: The tallest player on Tennessee's roster, this Canadian sophomore has been playing hoops for only four years | | | | | | |
| 0 | Jordan Bone | G | 6-1 | 173 | Fr. | Nashville, Tenn. The Ensworth School |
| Note: In-state freshman PG missed nine non-conf games with an injury; scored a season-high 23 points at Vandy (1/14) | | | | | | |
| 23 | Jordan Bowden | G | 6-3 | 180 | Fr. | Knoxville, Tenn. 22 Feet Academy (S.C.) |
| Note: Knoxville native has started UT's last 24 games; was named SEC Freshman of the Week on Dec. 12 | | | | | | |
| 21 | Lew Evans | F | 6-7 | 235 | RS-Sr. | Salt Lake City, Utah Utah State |
| Note: Barnes' first-ever graduate transfer is the only active Vol with playing experience in the NCAA Tournament | | | | | | |
| 10 | John Fulkerson | F | 6-7 | 203 | Fr. | Kingsport, Tenn. The Christ School (N.C.) |
| Note: Left-handed freshman started six games but is out for at least six weeks with a right elbow injury | | | | | | |
| 3 | Robert Hubbs III | G | 6-5 | 207 | Sr. | Newbern, Tenn. Dyer County HS |
| Note: Team's top scorer (14.3 ppg) ranks fourth in the SEC in field-goal percentage (.488); has 966 career points | | | | | | |
| 13 | Jalen Johnson | G | 6-5 | 177 | Fr. | Durham, N.C. Wesleyan Christian Academy |
| Note: Freshman swingman has great length and athleticism but will redshirt this season to get stronger | | | | | | |
| 12 | Kwe Parker | G | 6-0 | 181 | Fr. | Fayetteville, N.C. Wesleyan Christian Academy |
| Note: True freshman PG is averaging 8.3 minutes in 20 appearances and is averaging 1.0 assist per game | | | | | | |
| 25 | Shembari Phillips | G | 6-3 | 192 | So. | Atlanta, Ga. Wheeler HS |
| Note: One of the team's best perimeter defenders, but his minutes have decreased as the season has progressed | | | | | | |
| 5 | Admiral Schofield | F | 6-5 | 238 | So. | Zion, Ill. Zion-Benton Township HS |
| Note: Physical sophomore logged first career double-double at Florida (1/7/17); averaging 10.3 ppg in SEC play | | | | | | |
| 1 | Lamonté Turner | G | 6-0 | 187 | RS-Fr. | Florence, Ala. IMG Academy (Fla.) |
| Note: Redshirt freshman is team's fourth-leading scorer (8.8 ppg) and has a 1.80 assist/turnover ratio | | | | | | |
| 2 | Grant Williams | F | 6-5 | 234 | Fr. | Charlotte, N.C. Providence Day School |
| Note: True freshman is UT's top rebounder (5.5 rpg) and shot-blocker (2.0 bpg); has two 30-point games this season | | | | | | |

STAFF

Head Coach: Rick Barnes
Record at Tennessee: 29-30 (2nd Year)
Overall Record : 633-344 (30th Year)

Associate Head Coach: Rob Lanier
Assistant Coach: Desmond Oliver
Assistant Coach: Michael Schwartz
Strength & Conditioning Coach: Garrett Medenwald
Athletic Trainer: Chad Newman
Video Coordinator: Riley Davis
Director of Basketball Operations: Mary-Carter Kniffen
Assistant to the Head Coach: Kyle Condon
Graduate Assistants: I.J. Poole, Dražen Zlovarić

PRONUNCIATION GUIDE

| | |
|---------------------|------------------------------|
| Jordan Bowden | BAU-din (like old FSU coach) |
| Mary-Carter Kniffen | NIFF-in |
| Rob Lanier | luh-NEER |
| Garrett Medenwald | MAY-dihn-wald |
| Detrick Mostella | DEE-trick moss-TELL-uh |
| Kwe Parker | KWAY |
| Shembari Phillips | shem-BAR-ee |
| Lamonté Turner | luh-MAHN-tay |

TENNESSEE BASKETBALL MEDIA RELATIONS CONTACTS

Tom Satkowiak Assistant AD - Media Relations Cell: 865-696-2897 Email: TomSID@tennessee.edu Twitter: @TomSatkowiak
 Kellen Hiser Assistant Media Relations Director Cell: 307-760-8261 Email: khiser@tennessee.edu Twitter: @toKelwithit

► BY THE NUMBERS

4

» There are four former Vols currently active on NBA rosters: **Tobias Harris**, (Pistons), **Jordan McRae**, (Cavs), **Josh Richardson** (Heat), and **C.J. Watson** (Magic).

5.0

» Tennessee senior wing **Robert Hubbs III** ranks second on the team with a career-best average of 5.0 rebounds per game. He averages 5.2 rpg in SEC play.

80

» Tennessee is a perfect 9-0 this season when it scores at least 80 points. The Vols have hit the 80-point mark in four of their last seven SEC games.

TEAM NOTES

ABOUT KENTUCKY

- The 13th-ranked Wildcats (20-5, 10-2 SEC) enter the week on the heels of a 67-58 victory at Alabama on Saturday. Kentucky's official RPI is No. 9.
- After posting 92 points in a win at LSU earlier in the week, UK's 67 points in Tuscaloosa marked its second-fewest of the season. The Wildcats were led by 17 points from **Malik Monk**, 14 from **Edrice "Bam" Adebayo** and an 11-point, 11-rebound double-double from **Isaiah Briscoe**.
- True freshman Monk, who has scored in double figures in every game this season, continues to lead the SEC in scoring at 21.7 ppg. He is joined in the league's top 10 by fellow freshman guard **De'Aaron Fox**, who scores at a 15.7 ppg clip.
- Fox also leads the SEC in assists, averaging 5.4 helpers per game.
- In his latest mock draft, ESPN's **Chad Ford** projects both Monk (fourth) and Fox (11th) as lottery picks in the 2017 NBA Draft.
- Despite Saturday's low-scoring affair at Alabama, Kentucky remains one of the top scoring teams in the country. Its 89.3 ppg average ranks fourth in the nation and is the second-best scoring average by a Power Five school, trailing only UCLA's nation-leading 92.5 ppg.
- UK also leads the SEC in scoring margin (+15.6), field-goal percentage (.485), rebounding offense (40.3 rpg), blocked shots (5.8 bpg), assists (16.8 apg) and assist-to-turnover ratio (1.4).
- The Wildcats got off to a 7-0 start in SEC play before suffering their first conference loss at Tennessee on Jan. 24. The Vols represent Kentucky's first SEC rematch of the season.

FAST BREAK

Senior guard **Robert Hubbs III** is on pace to become the 48th all-time member of Tennessee's 1,000-Point Club. He is currently 34 points shy of 1,000.

SERIES NOTES

- The Kentucky series is UT's oldest and most-played among SEC opponents. The Vols and Wildcats first met on Feb. 5, 1910, and have clashed 221 times over the years.
- Since the AP poll was established, an unranked UT team has beaten a ranked Kentucky team 19 times.
- **No program in college basketball has logged more wins over Kentucky than Tennessee (69).**
- Kentucky is one of only three SEC schools (along with Alabama and Missouri) to lead its all-time series against the Volunteers.
- Four Tennessee All-Americans were Kentucky natives: **Allan Houston**, **Chris Lofton**, **Danny Schultz** and **Paul "Lefty" Walther**.
- The Vols have beaten the Wildcats just four times at Rupp Arena, posting victories in 1977, 1979, 1999 and 2006.

MEMORABLE VOL PERFORMANCES AGAINST KENTUCKY

- **Kevin Punter Jr.**'s 27 points were the most scored by a Vol against the Kentucky in 10 years as Tennessee defeated the Wildcats, 84-77, Feb. 2, 2016, in Knoxville. The senior point guard made three 3-pointers and was 11-of-12 at the free-throw line.
- **Chris Lofton** reeled off 31 points, **Major Wingate** scored 12 and current Orlando Magic guard **C.J. Watson** added 10 as No. 11 Tennessee beat Kentucky 75-67 at Rupp Arena on Feb. 7, 2006.
- Beating the Wildcats was three times as nice during the 1978-79 season. UT notched program win No. 900 in Lexington on Jan. 20, 66-55, before topping UK 101-84 in Knoxville on Feb. 17. Then the Vols won the 1979 SEC Tournament with a 75-69 win over UK in Birmingham, Alabama, on March 3. Current Vol Network radio analyst **Bert Bertelkamp** was a junior on that Tennessee team.
- As **Bernard King** walked off the court at Memorial Gym after a deflating 88-82 loss on Jan. 13, 1975, a Kentucky fan flipped a lit cigarette into the Tennessee legend's hair. Outraged, King vowed he would never lose to Kentucky again. He vigorously carried out that promise, finishing his career 5-1 against the Wildcats.

LAST MEETING WITH KENTUCKY

- Tennessee earned its first win over an AP top-five opponent since 2010 with an 82-80 victory over No. 4 Kentucky on Jan. 24, 2017, at Thomson-Boling Arena. The Volunteers' last win over a top-five team came on Dec. 11, 2010, when UT defeated No. 3 Pitt, 83-76.
- The win also marked the first over a ranked opponent this season for the Volunteers after losing their previous five against ranked foes. UT has defeated the Wildcats in their last two visits to Knoxville after securing an 84-77 victory on Rocky Top last year.
- Tennessee put forth one of its most complete performances of the year on both ends of the floor. The Vols scored the third most points of any of UK's opponents this season while shooting 47 percent from the field (30-for-64) and holding the Wildcats to their third-lowest point total of the year.
- The Big Orange came up big on the defensive end all night long, holding the Wildcats to 12 points under their season average. Tennessee also held Kentucky to 42 percent shooting, well below their season average of nearly 50 percent.
- The trio of **Robert Hubbs III**, **Admiral Schofield** and **Grant Williams** led the Vols throughout the night with 25, 15 and 13 points, respectively. Hubbs' 25 points were tied with UK's **Malik Monk** for a game high. Williams did a little bit of everything for the Vols, setting career-highs with six assists and three steals while also pouring in 13 points, grabbing six rebounds and posting four blocks.
- After a back-and-forth start to the game, UT grabbed a 31-30 lead with 4:19 to play in the first half and never trailed the remainder of the evening
- The Tennessee bench played a huge part in the win, outscoring Kentucky's, 37-4.

BARNES & CALIPARI: 1,250+ WINS

- Saturday's game features the two winningest coaches (total career Division I wins) in the SEC.
- **John Calipari** is the league's active leader in career wins, with 640. **Rick Barnes** is a close second with 633 victories to his credit.
- Among all active Division I head coaches, Barnes and Calipari rank eighth and ninth, respectively.
- Barnes and Calipari became friends while working a Pitt basketball camp in the late 1970s. The star player at that camp? Current Arizona head coach **Sean Miller**.

BIG ORANGE THORN IN CAL'S SIDE

- Since UK coach **John Calipari** returned to the college game in 2000-01, Tennessee has dealt him seven losses. No other program has more wins over Calipari-coached teams during that span.

| TEAM | WINS |
|---------------|------|
| TENNESSEE | 7 |
| Louisville | 7 |
| Cincinnati | 5 |
| Ole Miss | 4 |
| Southern Miss | 4 |

CAL AMONG TENNESSEE'S MOST-FACED ACTIVE COACHES

- On Saturday, **John Calipari** will coach his 21st career game against the Vols. Among active college coaches, that will stand as the third-most career meetings against Tennessee.

| COACH | MEETINGS | UT'S RECORD vs. |
|-----------------|----------|-----------------|
| Kevin Stallings | 37 | 21-16 |
| Tubby Smith | 26 | 7-19 |
| John Calipari | 20 | 7-13 |
| Rick Pitino | 20 | 3-17 |
| Mark Gottfried | 14 | 5-9 |
| Andy Kennedy | 14 | 6-8 |

BARNES' VOLS 2-5 IN REMATCH GAMES

- Tuesday's game at Kentucky is the third of Tennessee's five SEC rematch games this season. The Vols are 1-1 in rematches this season.
- Last season, the Vols were 1-4 in regular-season rematch games (SEC Tournament games not included). The victory came vs. Auburn in Knoxville.

IN YEAR TWO UNDER BARNES, VOLS' ROAD WINS HAVE QUADRUPLED

- Tennessee was 1-11 in true road games last season, with its lone road win coming at Mississippi State.
- In **Rick Barnes'** second year guiding the program, UT has already logged four true road wins this season—at ETSU (Dec. 22), at Texas A&M (Dec. 29), at Vanderbilt (Jan. 14) and at Auburn (Jan. 31).

VOLS PICKED 13th

- Tennessee was predicted to finish 13th in the 2017 SEC race by an SEC and national media voting panel.
- UT is currently tied for sixth in the log-jammed league standings.
- UT posted a 6-12 SEC record to finish 12th a season ago.
- **With six SEC games remaining, Tennessee needs just one win to surpass its SEC total from last year.**

ONE WIN NEEDED FOR TENNESSEE TO MATCH LAST YEAR'S TOTAL

- In 34 total games last season, **Rick Barnes'** first Volunteers squad managed 15 victories. A win over Kentucky on Tuesday would give this year's team 15 total wins with five regular-season game left to play.
- A victory over UK also would give the Vols their seventh SEC win this season, surpassing last year's 18-game total of six.

VOLS' S.O.S. NO. 4 NATIONALLY

- Through the games of Feb. 12, ESPN rated Tennessee's strength-of-schedule as the fourth-most difficult in the nation.
- Statistical analyst **Ken Pomeroy** of KenPom.com rates UT's SOS No. 5 nationally.

BARNES' TEAM POST SOLID RPIS

- One reason that **Rick Barnes'** teams have reached the NCAA Tournament with such regularity is his ability to post outstanding year-end RPIS.
- UT's official NCAA RPI currently stands at 47.
- In his 17 seasons at Texas, Barnes' teams posted an average year-end RPI of 31.1. The includes five years in the top 10 and eight years in the top 20.
- In Barnes' 29 previous seasons as a Division I head coach, his teams' average year-end RPI is 41.9. His club has finished with a sub-100 RPI just twice in the last 24 years.

COMPARING WINS vs. LOSSES

| WINS | STATISTIC | LOSSES |
|------|------------------|--------|
| 83.7 | Points Per Game | 68.5 |
| .480 | Field Goal Pct. | .388 |
| .407 | 3-Point FG Pct. | .260 |
| +3.7 | Rebound Margin | -2.8 |
| 17.4 | Assists Per Game | 11.4 |
| +3.2 | Turnover Margin | +0.4 |

VOL FRESHMEN PROVIDING UNBELIEVABLE PRODUCTION

- Tennessee's crop of freshmen has accounted for 58.2 percent of the team's assists, 48.3 percent of team's scoring (930 of 1,926 points) and 47.0 percent of the team's total minutes played this season.
- A freshman leads the team in rebounding (**Grant Williams**, 5.5 rpg), field-goal percentage (**John Fulkerson**, .567), assists (**Lamonté Turner**, 3.2 apg), blocks (**Grant Williams**, 2.0 bpg) and steals (**Jordan Bowden**, 1.0 spg).
- Freshmen have accounted for 69 starts, and the Tennessee starting five has included three freshmen 20 times this season.
- A freshman has owned or tied for top-scorer honors in eight of UT's 25 games.
- Tennessee has had **four** different freshmen score at least 20 points in a game this season (six times). It took only 10 games for that to happen, and it is believed to have never happened before in program history.
- Food for thought: Folks love to obsess over "stars" and prospect rankings, but, as the wise **Kara Lawson** says, "Who ranks the rankers?"

UT AMONG D-I FREE THROW LEADERS

- Through the games of Feb. 12, Tennessee ranked 20th among Division I teams with 638 total free-throw attempts.
- The Volunteers attempt 25.5 free throws per game.
- UT's 458 total free throws made ranks 23rd among Division I teams this season.
- Freshman forward **Grant Williams** has scored 29 percent of his total points this season at the free-throw line. His 89 makes and 137 attempts are both team-highs. He averages 5.5 FT attempts per game.
- Williams' 53 made free throws in SEC play represent nearly a third of his total scoring in league games.

G-DUB A MERCILESS SHOT-BLOCKER

- Barring injury, true freshman forward **Grant Williams** will play at least 32 games this season. **If he continues to block shots at his current pace, he is on track to total 62 blocks, which would be the second-highest single-season total in program history.**
- Standing just 6-5 (but with a wingspan that exceeds 6-10), Williams ranks second in the SEC in blocked shots during league play with an average of 2.3 bpg. His 1.96 bpg *overall* this season rank fourth among SEC players.
- Williams tied UT's single-game record with six blocks at Texas A&M on Dec. 29, and he has recorded at least three blocks in 11 different games.
- **He has already destroyed the record for total blocks by a UT freshman**, and he is likely to eclipse **C.J. Black's** program freshman record of 1.41 bpg.
- Below is a listing of Tennessee's top-10 list for **total** blocks in a season, followed by UT's top-five list for single-season blocks per game:

| RANK | PLAYER | HT. | BPG | GAMES | SEASON |
|------------|-----------------------|------------|-----------|-----------|----------------|
| 1 | C.J. Black | 6-8 | 73 | 29 | 1997-98 |
| 2 | Doug Roth | 6-11 | 60 | 30 | 1988-89 |
| 3 | C.J. Black | 6-8 | 55 | 32 | 1999-00 |
| 4 | Armani Moore | 6-5 | 54 | 33 | 2015-16 |
| 5 | Dyron Nix | 6-7 | 53 | 29 | 1986-87 |
| 6 | Marcus Haislip | 6-10 | 51 | 33 | 2000-01 |
| T-7 | Grant Williams | 6-5 | 49 | 25 | 2016-17 |
| T-7 | Wayne Chism | 6-9 | 49 | 36 | 2007-08 |
| T-7 | Reggie Johnson | 6-9 | 49 | 27 | 1977-78 |
| 10 | Wayne Chism | 6-9 | 48 | 37 | 2009-10 |

| RANK | PLAYER | HT. | CL. | BPG | SEASON |
|------|-----------------------|------------|------------|-------------|----------------|
| 1 | C.J. Black | 6-8 | So. | 2.52 | 1997-98 |
| 2 | Doug Roth | 6-11 | Sr. | 2.00 | 1988-89 |
| | Grant Williams | 6-5 | Fr. | 1.96 | 2016-17 |
| 3 | Dyron Nix | 6-7 | So. | 1.83 | 1986-87 |
| 4 | Reggie Johnson | 6-9 | So. | 1.81 | 1977-78 |
| 5 | Marcus Haislip | 6-10 | Jr. | 1.76 | 2001-02 |

NATIONAL POLLS

ASSOCIATED PRESS POLL

Updated: Feb. 13

| Rank | School | Record | Points |
|------|----------------|--------|--------|
| 1 | Gonzaga (60) | 26-0 | 1,620 |
| 2 | Villanova (5) | 24-2 | 1,564 |
| 3 | Kansas | 22-3 | 1,493 |
| 4 | Baylor | 22-3 | 1,394 |
| 5 | Arizona | 23-3 | 1,301 |
| 6 | UCLA | 23-3 | 1,276 |
| 7 | Oregon | 22-4 | 1,229 |
| 8 | Louisville | 20-5 | 1,204 |
| 9 | West Virginia | 20-5 | 1,012 |
| 10 | North Carolina | 21-5 | 1,005 |
| 11 | Wisconsin | 21-4 | 868 |
| 12 | Duke | 20-5 | 857 |
| 13 | Kentucky | 20-5 | 854 |
| 14 | Virginia | 18-6 | 825 |
| 15 | Florida | 20-5 | 717 |
| 16 | Purdue | 20-5 | 682 |
| 17 | Florida State | 21-5 | 665 |
| 18 | Cincinnati | 22-3 | 634 |
| 19 | SMU | 22-4 | 415 |
| 20 | Creighton | 21-4 | 298 |
| 21 | South Carolina | 20-5 | 296 |
| 22 | Saint Mary's | 22-3 | 269 |
| 23 | Maryland | 21-4 | 136 |
| 24 | Butler | 19-6 | 129 |
| 25 | Notre Dame | 19-7 | 122 |

Receiving Votes: Wichita State 87, Xavier 72, Northwestern 60, USC 16, VCU 14, Dayton 4, Middle Tennessee 3, Monmouth 2, Oklahoma State 1, Vermont 1

Dropped from Rankings: N/A

USA TODAY COACHES' POLL

Updated: Feb. 13

| Rank | School | Record | Points |
|------|----------------|--------|--------|
| 1 | Gonzaga (29) | 26-0 | 797 |
| 2 | Villanova (3) | 24-2 | 770 |
| 3 | Kansas | 22-3 | 735 |
| 4 | Baylor | 22-3 | 665 |
| 5 | UCLA | 23-3 | 636 |
| 6 | Arizona | 23-3 | 620 |
| 7 | Louisville | 20-5 | 607 |
| 8 | Oregon | 22-4 | 581 |
| 9 | North Carolina | 21-5 | 511 |
| 10 | Wisconsin | 21-4 | 494 |
| 11 | Kentucky | 20-5 | 456 |
| 12 | West Virginia | 20-5 | 448 |
| 13 | Florida | 20-5 | 371 |
| 14 | Duke | 20-5 | 367 |
| 15 | Virginia | 18-6 | 363 |
| 16 | Purdue | 20-5 | 318 |
| 17 | Cincinnati | 22-3 | 312 |
| 18 | Florida State | 21-5 | 268 |
| 19 | South Carolina | 20-5 | 198 |
| 20 | Notre Dame | 19-7 | 167 |
| 21 | Saint Mary's | 22-3 | 131 |
| 22 | Creighton | 21-4 | 130 |
| 23 | SMU | 22-4 | 127 |
| 24 | Maryland | 21-4 | 90 |
| 25 | Butler | 19-6 | 80 |

Receiving Votes: SXavier 56, Northwestern 27, USC 24, Wichita State 19, Dayton 8, Kansas State 7, Miami (Fla.) 7, Middle Tennessee 6, New Mexico State 2, Akron 2

Dropped from Rankings: N/A

TRACKING TENNESSEE IN THE POLLS

AP COACHES'

| | AP | COACHES' |
|-------|----|----------|
| Pre | NR | NR |
| 11/14 | NR | NR |
| 11/21 | NR | NR |
| 11/28 | NR | NR |
| 12/5 | NR | NR |
| 12/12 | NR | NR |
| 12/19 | NR | NR |
| 12/26 | NR | NR |
| 1/2 | NR | NR |
| 1/9 | NR | NR |
| 1/16 | NR | NR |
| 1/23 | NR | NR |
| 1/30 | NR | NR |
| 2/6 | NR | NR |
| 2/13 | NR | NR |
| 2/20 | | |
| 2/27 | | |
| 3/6 | | |
| Final | | |

RPI TRACKER (as of Feb. 13)

| | |
|--------------------|---------------|
| CBSsports.com | 47 |
| ESPN.com InsideRPI | 44 (BPI = 50) |
| KenPom.com | 41 |
| NCAA (official) | 47 |
| Sagarin | 54 |

Tennessee's "Best" Official RPI Wins:
Kentucky (9), K-State (42), Ole Miss (59), Vandy (65)

2016-17 SEC STANDINGS (through Feb. 13)

| | SEC | Pct. | H | A | ALL | Pct. | H | A | N | Streak |
|-----------------|------|------|-----|-----|-------|------|------|-----|-----|--------|
| Florida | 10-2 | .833 | 6-1 | 4-1 | 20-5 | .800 | 7-1 | 6-2 | 7-2 | W6 |
| Kentucky | 10-2 | .833 | 6-0 | 4-2 | 20-5 | .800 | 12-2 | 4-3 | 4-0 | W2 |
| South Carolina | 10-2 | .833 | 5-1 | 5-1 | 20-5 | .800 | 13-2 | 6-2 | 1-1 | W1 |
| Alabama | 7-5 | .583 | 3-3 | 4-2 | 14-10 | .583 | 8-5 | 4-4 | 2-1 | L1 |
| Arkansas | 7-5 | .583 | 3-3 | 4-2 | 18-7 | .720 | 13-3 | 4-4 | 1-0 | W1 |
| Ole Miss | 6-6 | .500 | 3-3 | 3-3 | 15-10 | .600 | 10-5 | 3-4 | 2-1 | W1 |
| Tennessee | 6-6 | .500 | 3-3 | 3-3 | 14-11 | .560 | 9-4 | 4-4 | 1-3 | L1 |
| Auburn | 5-7 | .417 | 3-3 | 2-4 | 16-9 | .640 | 9-3 | 5-4 | 2-2 | L1 |
| Georgia | 5-7 | .417 | 2-3 | 3-4 | 14-11 | .560 | 9-4 | 4-6 | 1-1 | W1 |
| Mississippi St. | 5-7 | .417 | 3-3 | 2-4 | 14-10 | .583 | 9-5 | 2-4 | 3-1 | L2 |
| Texas A&M | 5-7 | .417 | 3-3 | 2-4 | 13-11 | .542 | 9-4 | 2-5 | 2-2 | L1 |
| Vanderbilt | 5-7 | .417 | 1-4 | 4-3 | 12-13 | .480 | 7-5 | 4-5 | 1-3 | L1 |
| Missouri | 2-10 | .167 | 2-4 | 0-6 | 7-17 | .292 | 6-8 | 0-6 | 1-3 | W1 |
| LSU | 1-11 | .083 | 0-7 | 1-4 | 9-15 | .375 | 7-7 | 1-6 | 1-2 | L11 |

FAST BREAK

Tennessee has produced four of the top 10 all-time scorers in SEC history: **Allan Houston** (No. 2; 2,801 points), **Ernie Grunfeld** (No. 5; 2,249 points), **Tony White** (No. 6; 2,219 points) and **Chris Lofton** (No. 10; 2,131 points).

WILLIAMS JOINS KING, HOUSTON IN ELITE FRESHMAN SCORING CLUB

- Tennessee true freshman **Grant Williams** has scored 30 points twice this season—against Lipscomb on Dec. 15 and against Georgia on Feb. 11.
- In doing so, he joins Hall of Famer **Bernard King** and Tennessee career scoring leader **Allan Houston** as the only Vols ever to log multiple 30-point games as freshmen.
- King did it 10 times, Houston eight, and five other Vol freshmen did it once.

BIG MINUTES FOR BOWDEN

- While the play of stat leaders **Robert Hubbs III** and **Grant Williams** garners the headlines, Tennessee's increased reliance on true freshman wing **Jordan Bowden** has slipped below the radar.
- Bowden—who has started each of Tennessee's last 24 games (most among UT's freshmen)—now has seven games of 30 or more minutes on the season, more than any other Vol not named Hubbs.
- Bowden has played 30-plus minutes in five straight contests. Over that five-game span, his 156 total minutes trail only Hubbs, who has logged 157.
- Bowden's increased minutes have not come by accident. Over those last five games, Bowden is averaging 10.8 points, 3.8 rebounds and 1.6 assists (compare those figures to season-long averages of 8.8 ppg, 2.9 rpg and 1.1 apg), while often being tasked with guarding the opposition's best offensive perimeter player.

KYLE'S DEVELOPMENT ON DISPLAY

- Sophomore forward **Kyle Alexander** is shooting 55 percent and giving the Vols 6.2 rebounds per game over Tennessee's last five contests.
- Alexander has scored 92 points this season, is shooting 50 percent from the field and has started each of the last 14 games. He ranks second on the team with 1.1 blocks per game.
- The soft-spoken Canadian is on pace to score 117 points this season, which would more than double his offensive output from a year ago (53 points).

ADMIRAL SHINES IN SEC PLAY

- Sophomore forward **Admiral Schofield** is averaging 21.7 minutes per game over UT's last 11 outings. Prior to that stretch, he was averaging just 11.2 mpg.
- He is averaging 10.3 points per game in SEC play. Prior to the start of league games, he was averaging just 3.5 points per game.
- Schofield's 5.3 rebounds per game during SEC play rank second on the team. In pre-conference play, he was pulling down only 1.9 rpg.

PHILLIPS PLAYING TURNOVER-FREE

- Sophomore guard **Shembari Phillips** has played more than 68 consecutive minutes without a turnover, a streak that spans six games (68:17).
- The Atlanta native—who is shooting 50 percent from 3-point range this season (14-of-28)—has eight assists during that span.

HUBBS' EFFICIENCY ON DISPLAY

- Through 25 games, senior **Robert Hubbs III** ranks fourth in the SEC in field-goal percentage, shooting .488 (139-of-285) for the season.
- Most of those attempts are tough, contested shots around the paint. See "Quotable" on Page 5.
- Hubbs only needs 34 points to become the 48th Vol ever to score 1,000 during his UT career.


CHARGED UP!

- The Vols have drawn 31 charges this season (1.2 per game). **Grant Williams** has taken a team-high six charges through UT's first 25 games. **Kyle Alexander** and **Law Evans** each have drawn five.
- Sophomore forward **Admiral Schofield** is UT's active career leader, having taken 14 charges overall.

SIX OF TENNESSEE'S LOSSES HAVE COME VS. TOP-20 TEAMS

- Six of the teams that have defeated Tennessee this season are currently ranked in the AP top 20 and combine to boast a 130-23 (.855) record.
- Gonzaga is 26-0 and ranked No. 1 in the AP poll.
- Oregon is 22-4 and ranked seventh in the AP poll.
- UNC is 21-5 and ranked 10th in the AP poll.
- Wisconsin is 21-4 and ranked 11th in the AP poll.
- Florida is 20-5 and ranked 15th in the AP poll.
- South Carolina is 20-5 and ranked 21st in the AP poll.
- Based on the current AP poll, Tennessee stands to potentially play at least two more games against ranked teams this season (at Kentucky and at South Carolina).

"QUOTABLE"



Ben Howland, Head Coach
Mississippi State

"Size does not affect Tennessee. They have one of the shortest teams in the country, but they are wide, they are physical, and they are athletic... They play the right way."

SPECIALTY-STAT TRACKER

| Opponent | Points in the Paint | Points Off TOs | 2nd Chance Points | Bench Points |
|---------------------|---------------------|----------------|-------------------|--------------|
| Chattanooga | 32 (-10) | 14 (-4) | 15 (+2) | 28 (+21) |
| App State | 42 (+6) | 28 (+12) | 8 (-7) | 42 (+9) |
| #16 Wisconsin | 32 (even) | 15 (+3) | 10 (+3) | 25 (+18) |
| #13 Oregon | 26 (even) | 19 (-5) | 8 (-2) | 43 (+16) |
| Chaminade | 52 (+20) | 17 (+7) | 18 (+7) | 26 (+15) |
| Ga. Tech | 36 (+20) | 20 (+2) | 12 (+5) | 26 (+9) |
| Presbyterian | 24 (+10) | 31 (+29) | 21 (+17) | 37 (+10) |
| #7 UNC | 36 (-10) | 11 (-5) | 9 (-16) | 16 (-12) |
| Tennessee Tech | 36 (+4) | 15 (+4) | 13 (+6) | 23 (+5) |
| Lipscomb | 48 (+20) | 16 (+4) | 13 (+9) | 24 (+12) |
| #8 Gonzaga | 14 (-14) | 18 (even) | 17 (+8) | 36 (+12) |
| ETSU | 32 (-2) | 11 (+5) | 22 (+10) | 43 (+28) |
| Texas A&M | 24 (-8) | 19 (+13) | 11 (-7) | 30 (+22) |
| Arkansas | 32 (-4) | 7 (-5) | 14 (+9) | 35 (-3) |
| #24 Florida | 28 (-4) | 15 (-10) | 8 (-3) | 31 (+4) |
| South Carolina | 22 (-4) | 21 (+2) | 11 (+5) | 19 (-3) |
| Vanderbilt | 40 (+2) | 17 (+13) | 15 (+7) | 36 (+14) |
| Ole Miss | 32 (-10) | 19 (even) | 13 (-1) | 27 (+14) |
| Mississippi State | 38 (even) | 8 (-2) | 14 (+3) | 28 (+4) |
| #4 Kentucky | 42 (+14) | 19 (+5) | 8 (-6) | 37 (+33) |
| Kansas State | 34 (+14) | 15 (+3) | 23 (+17) | 18 (+9) |
| Auburn | 24 (-8) | 8 (-7) | 6 (-4) | 33 (even) |
| Mississippi State | 32 (+4) | 10 (-7) | 6 (-13) | 19 (-1) |
| Ole Miss | 26 (-6) | 19 (+5) | 9 (-10) | 21 (+10) |
| Georgia | 32 (-6) | 12 (+1) | 13 (-2) | 19 (+3) |
| Total +/- | +28 | +63 | +37 | +306 |
| Season Highs | 48 | 31 | 23 | 43 |



Tennessee's first half field-goal percentage of .654 at UNC on Dec. 11 was the fourth-highest ever recorded by a UNC opponent in a half at the Dean Smith Center, which opened in 1986:

| TEAM | DATE | FG%, HALF |
|------------------|----------------------|------------------|
| Duke | March 9, 2013 | .692, 1st |
| Kentucky | Dec. 7, 2002 | .667, 2nd |
| Temple | Feb. 22, 1988 | .681, 2nd |
| TENNESSEE | Dec. 11, 2016 | .654, 1st |

"QUOTABLE"



#3 Robert Hubbs III

"An isolation post-up is my favorite play. Just posting up and going to work to try and get a basket really gets me going. I like being able to work myself inside-out and being able to back a guy down and see where his strengths are and how we compare."



NUMBERS OF NOTE

11.69

Graduate transfer forward **Law Evans** owns the best plus/minus rating on the team at +11.69 per 40 minutes.

10.3

Sophomore forward **Admiral Schofield** is averaging 10.3 points per game in SEC play this season. **Prior to the start of league games, Schofield was averaging just 3.5 points.**

19

Senior wing **Robert Hubbs III** has played 30+ minutes in 19 games this season. Through his first three seasons as a Vol, he played 30+ minutes just 21 times.

TENNESSEE AMONG YOUNGEST, SMALLEST TEAMS IN DIVISION I

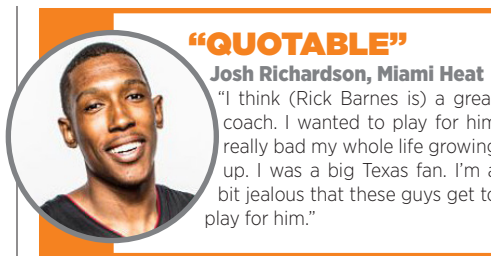
- According to statistical analyst **Ken Pomeroy** (Ken.Pom.com), **Tennessee ranks 333 out of 351 NCAA Division I teams in terms of roster experience.** Pomeroy's calculation weights the experience of each player on the roster based on minutes played. If seniors play many minutes for a team, that team's experience rank climbs.
- **Through 25 games, freshmen have accounted for 47.0 percent of Tennessee's minutes played.**
- Pomeroy also ranks teams based on average roster height, and the Vols land at 295 out of 351 teams (shortest in the SEC) with an average height of 75.8 inches (6-3).

RON SLAY NAMED TENNESSEE'S 2017 SEC BASKETBALL LEGEND

- Former All-American forward **Ron Slay** (1999-2003) has been selected as Tennessee's 2017 Allstate® SEC Legend and will represent the Volunteers at the SEC Tournament in his hometown of Nashville in March.
- Slay earned third-team All-America honors in 2003 and was selected as the 2003 SEC Player of the Year after leading the SEC in scoring with 21.2 points per game. A team sparkplug and fan favorite, Slay was one of the top scorers on Tennessee's 2000 SEC Championship team, which finished with a 26-7 record and advanced to the Sweet Sixteen.
- He finished his career with the Volunteers ranked 13th on the school's all-time scoring list with 1,569 career points, and he was voted onto UT's All-Century Team in 2009.
- Following his days as a Vol, Slay enjoyed a pro playing career that lasted more than a decade.

DESPITE PERSONNEL LOSSES, BENCH PRODUCTION STILL STRONG

- Despite losing a productive post player in **John Fulkerson** (right arm injury Dec. 15) and a high-scoring guard in **Detrick Mostella** (dismissed from team Jan. 10), Tennessee's bench continues to pack a potent scoring punch.
- **The Vols' bench is averaging 28.9 points per game—that's 38 percent of the team's total scoring.**
- Forget nearly 30 points... the Vols' bench hasn't even averaged 20 points since 2011-12 (20.1 ppg). Last season (**Rick Barnes'** first at Tennessee), UT's bench averaged 19.2 points per game.
- A Vol has come off the bench to score in double figures 24 times this season.



AN (EARLY) ALL-STAR COMPARISON FOR FRESHMAN GRANT WILLIAMS

- Vols freshman **Grant Williams** said after UT's win at Texas A&M on Dec. 29 that one of the players he tries to emulate is Golden State Warriors' forward **Draymond Green.**
- Green and Williams both were rated by Rivals.com as three-star prospects. According to ESPN, Green was the nation's No. 21 power forward prospect in 2007, while Williams was the nation's No. 26 power forward in 2016.
- Below is a comparison between Williams' current stats and Green's year-by-year stats at Michigan State.


| PLAYER | YEAR | FG% | PPG | RPG | BPG | MPG |
|-----------------------|-------------------|-------------|-------------|------------|------------|-------------|
| Grant Williams | Fr (16-17) | .540 | 12.5 | 5.5 | 2.0 | 24.4 |
| Draymond Green | Fr (08-09) | .556 | 3.3 | 3.3 | 0.2 | 11.4 |
| Draymond Green | So (09-10) | .525 | 9.9 | 7.7 | 0.9 | 25.5 |
| Draymond Green | Jr (10-11) | .426 | 12.6 | 8.6 | 1.1 | 30.1 |
| Draymond Green | Sr (11-12) | .449 | 16.2 | 10.6 | 1.0 | 33.2 |

JOHNSON, FLESCHEMAN TO REDSHIRT

- Tennessee coach **Rick Barnes** announced during his postgame press conference on Nov. 15 that true freshmen **Jalen Johnson** and **Jacob Fleschman** will redshirt this season.
- Johnson is guard with great length and athleticism, but he needs to add strength. Fleschman is a walk-on guard whose strength is his shooting.
- Barnes: **"Lamonté Turner** told me he thought the best thing that happened to him was to sit out (last season). So we think it's going to be a good thing for Jalen because we think he has a great future."

▶ LAST THREE GAMES

| # | Player | gp-gs | min | avg | Total | | 3-Point | | F-Throw | | Rebounds | | | | pts | avg | | | | | | |
|----------------|--------------------|-------|-----|------|--------|------|---------|------|---------|-------|----------|-----|-----|------|-----|-----|----|----|----|----|-----|------|
| | | | | | fg-fga | fg% | 3fg-fga | 3fg% | ft-fa | ft% | off | def | tot | avg | | | pf | dq | a | to | blk | stl |
| 2 | Williams, Grant | 3-3 | 78 | 26.0 | 20-37 | .541 | 2-3 | .667 | 17-28 | .607 | 8 | 8 | 16 | 5.3 | 11 | 1 | 2 | 8 | 7 | 4 | 59 | 19.7 |
| 3 | Hubbs III, Robert | 3-3 | 102 | 34.0 | 10-29 | .345 | 0-2 | .000 | 12-14 | .857 | 3 | 7 | 10 | 3.3 | 3 | 0 | 9 | 3 | 1 | 2 | 32 | 10.7 |
| 23 | Bowden, Jordan | 3-3 | 93 | 31.0 | 8-21 | .381 | 2-12 | .167 | 8-11 | .727 | 4 | 8 | 12 | 4.0 | 9 | 0 | 7 | 3 | 1 | 1 | 26 | 8.7 |
| 5 | Schofield, Admiral | 3-0 | 61 | 20.3 | 9-20 | .450 | 3-5 | .600 | 1-2 | .500 | 0 | 14 | 14 | 4.7 | 8 | 0 | 0 | 3 | 1 | 1 | 22 | 7.3 |
| 0 | Bone, Jordan | 3-3 | 64 | 21.3 | 7-25 | .280 | 0-6 | .000 | 5-5 | 1.000 | 1 | 11 | 12 | 4.0 | 2 | 0 | 11 | 1 | 0 | 0 | 19 | 6.3 |
| 1 | Turner, Lamonte | 3-0 | 56 | 18.7 | 5-14 | .357 | 3-8 | .375 | 5-8 | .625 | 0 | 6 | 6 | 2.0 | 3 | 0 | 12 | 7 | 0 | 0 | 18 | 6.0 |
| 11 | Alexander, Kyle | 3-3 | 49 | 16.3 | 7-13 | .538 | 0-0 | .000 | 0-3 | .000 | 10 | 8 | 18 | 6.0 | 7 | 0 | 0 | 3 | 4 | 0 | 14 | 4.7 |
| 21 | Evans, Lew | 3-0 | 45 | 15.0 | 4-11 | .364 | 2-6 | .333 | 1-3 | .333 | 4 | 8 | 12 | 4.0 | 10 | 0 | 2 | 2 | 1 | 0 | 11 | 3.7 |
| 25 | Phillips, Shembari | 3-0 | 45 | 15.0 | 1-4 | .250 | 1-2 | .500 | 5-6 | .833 | 0 | 4 | 4 | 1.3 | 5 | 0 | 4 | 0 | 0 | 1 | 8 | 2.7 |
| 12 | Parker, Kwe | 2-0 | 7 | 3.5 | 0-1 | .000 | 0-1 | .000 | 0-2 | .000 | 0 | 1 | 1 | 0.5 | 0 | 0 | 0 | 1 | 0 | 0 | 0 | 0.0 |
| Team | | | | | | | | | | | 3 | 5 | 8 | | | | | | | | | |
| Total..... | | 3 | 600 | | 71-175 | .406 | 13-45 | .289 | 54-82 | .659 | 33 | 80 | 113 | 37.7 | 58 | 1 | 47 | 31 | 15 | 9 | 209 | 69.7 |
| Opponents..... | | 3 | 600 | | 73-191 | .382 | 21-67 | .313 | 39-63 | .619 | 52 | 86 | 138 | 46.0 | 75 | - | 28 | 39 | 9 | 14 | 206 | 68.7 |



“QUOTABLE”

T.J. Ford, Wooden Award and Naismith Trophy winner

“Every day I wake up, I use things I learned from (coach Barnes). Just knowing how to treat people, knowing how to be respectful, being engaging, being on time, how to be responsible, all of those things. I do it every day.”

VOLS IN THE NBA

- Tennessee alums enjoyed a noteworthy presence in the NBA during the 2015-16 season—highlighted by **Jordan McRae** (2010-14) winning an NBA Championship with the Cleveland Cavaliers.
- McRae made 17 appearances for the Cavs and also played in seven games with the Phoenix Suns last season. His regular-season averages included 4.5 points and 1.1 assists in 8.9 minutes per game. He shot .436 overall and .455 from 3-point range.
- Miami Heat guard **Josh Richardson** had a spectacular rookie campaign, playing a key role on Miami’s run to the Eastern Conference semifinals. In 52 regular-season appearances, Richardson averaged 6.6 points, 2.1 rebounds and 1.4 assists in 21.3 minutes per game. After the All-Star break, he led the entire NBA in 3-point percentage (.589), and he was named the NBA Eastern Conference Rookie of the Month for March.
- Midway through his fifth NBA season, forward **Tobias Harris** was traded from the Orlando Magic to the Detroit Pistons, playing a starting role as Detroit surged into the playoffs. In 76 regular-season appearances (with both Orlando and Detroit), Harris averaged 14.7 points, 6.7 rebounds and 2.2 assists in 33.1 minutes per game.
- Point guard **C.J. Watson** completed his ninth NBA season as a member of the Orlando Magic. An injury limited him to just 33 appearances, during which he averaged 4.3 points, 2.0 rebounds and 2.7 assists in 19.9 minutes per game.
- 2014 NBA Draft pick **Jarnell Stokes**, who has spent time with the Memphis Grizzlies and the Miami Heat during his first two professional seasons, made the Denver Nuggets roster out of training camp. He was waived however, on Nov. 15. Stokes was the 2016 NBA D-League MVP and also was selected as the D-League finals MVP after leading the Sioux Falls Skyforce to the league championship.
- A pair of Tennessee alums continue lengthy tenures as NBA front-office executives in 2016-17. Washington Wizards President **Ernie Grunfeld** completed his 13th season as the team’s top executive. And New York Knicks Assistant General Manager **Allan Houston** continues to play a key insider’s role in the resurgence of that storied franchise.

FAST BREAK

Tennessee has made five NCAA Sweet Sixteen appearances since 2000.

EIGHT BARNES’ PUPILS ACTIVE IN NBA

- There are currently eight **Rick Barnes** pupils active on NBA rosters, including one of the top players in the world: 2014 NBA MVP **Kevin Durant**.

| PLAYER, POS | DRAFTED | TEAM |
|----------------------|---------|-----------------------|
| LaMarcus Aldridge, F | 2006 | San Antonio Spurs |
| D. J. Augustin, G | 2008 | Orlando Magic |
| Avery Bradley, G | 2010 | Boston Celtics |
| Kevin Durant, F | 2007 | Golden State Warriors |
| Cory Joseph, G | 2011 | Toronto Raptors |
| Tristan Thompson, F | 2011 | Cleveland Cavaliers |
| P.J. Tucker, F | 2006 | Phoenix Suns |
| Myles Turner, F | 2015 | Indiana Pacers |

TENNESSEE PLAYING AT LEAST 20 GAMES IN-STATE THIS SEASON

- The Vols will play at least 20 games in the state of Tennessee this season (that includes at least one game at the SEC Tournament in Nashville).
- Tennessee’s Feb. 18 game against Missouri in Knoxville will be UT’s 17th in-state game of the year. The Vols are 11-5 in The Volunteer State thus far.

THIS YEAR’S VOLS OPERATING WITHOUT “VOLUME” SHOOTERS

- Lacking “volume shooters” and “volume scorers” but long on balance, Tennessee has six players averaging at least 7.0 points per game.
- Leading scorer **Robert Hubbs III** easily leads the Vols in field-goal attempts, but he is only taking 11.4 shots per game (making 49 percent of them).
- No Vol has attempted 20 shots in a game this year.**



VOLS IN THE NBA

& AROUND THE GLOBE

NBA VOLS

TOBIAS HARRIS, SF

DETROIT PISTONS / 6TH YEAR IN THE NBA
Notes: 24-year-old has scored more than 4,000 career points and was selected as one of *Sports Illustrated’s* Top 100 NBA Players prior to this season.

JORDAN McRAE, SG

CLEVELAND CAVALIERS / 2ND YEAR IN THE NBA
Notes: 2014 Draft pick broke into the NBA last season and won a championship ring with Cleveland.

JOSH RICHARDSON, SG

MIAMI HEAT / 2ND YEAR IN THE NBA
Notes: As a rookie last season, he led the entire NBA in 3-point percentage during the second half of the season (post-All-Star break).

JARNELL STOKES, PF

DENVER NUGGETS / 3RD YEAR IN THE NBA
Notes: Last year’s D-League MVP, the third-year pro earned a Denver Nuggets roster spot with a strong training camp but was waived on Nov. 15.

C.J. WATSON, PG

ORLANDO MAGIC / 10TH YEAR IN THE NBA
Notes: 31-year-old has appeared in more than 500 career NBA games, totaling more than 3,900 points and 1,200 assists.

ERNIE GRUNFELD

WASHINGTON WIZARDS / PRESIDENT (GM)
Note: Has been with Wizards organization since 2003.

ALLAN HOUSTON

NEW YORK KNICKS / ASSISTANT GM
Note: Former Knicks All-Star now serves as assistant general manager and is also the GM of New York’s D-League affiliate, the Westchester Knicks.

VOLS ON INTERNATIONAL ROSTERS

| Name | Country | Club |
|------------------|-------------|---------------|
| Wayne Chism | Mexico | Garzas |
| D’Montre Edwards | U.K. | Reading |
| John Fields | Belgium | Liege |
| Kenny Hall | Greece | Koroivos |
| Scotty Hopson | Croatia | Cedevita |
| Chris Lofton | TBD | TBD |
| Armani Moore | Poland | Stelmet ZG |
| J.P. Prince | Iran | Azad |
| Kevin Punter Jr. | Greece | Lavrio |
| Derek Reese | Puerto Rico | Ponce Lions |
| Tyler Smith | Turkey | Akhisar Bid |
| Cameron Tatum | Montenegro | KK Morнар Bar |

FRESHNESS GUARANTEED | NIKE KD9



Head coach **Rick Barnes’** connections with Nike and 2014 NBA MVP **Kevin Durant** have paid dividends in the swag department for the Tennessee basketball program, as Nike designed two different, custom KD9 sneakers for the Vols (white and smokey grey).

When Tennessee unveiled its KD9s on social media, the response was overwhelmingly positive. But to the disappointment of thousands of Big Orange fans, the custom kicks are not available in stores.

THOMPSON-BOLING ARENA



CAPACITY /// 21,678

352-126

Overall Record in 30 Seasons at TBA

NOTES FROM "THE SUMMITT"

HOOPS FACILITY ENHANCMENTS OVER THE LAST DECADE

- Prior to the 2007-08 season, UT added a basketball-only practice facility, Pratt Pavilion, which houses two full-size gymnasiums (a men's court and a women's court) as well as an athletic training room, weight room and film-study room.
- Construction of Pratt Pavilion also marked the beginning of the "first phase" of renovations to Thompson-Boling Arena. This \$19 million phase included the addition of 32 luxury suites located in the north balcony, a loge area just below the suites that includes 166 side court seats, new seats for the entire arena, a \$3 million center-hung scoreboard and concourse refurbishments, such as graphics and other amenities.
- In the "second phase" of Thompson-Boling Arena renovations, the athletics department overhauled the men's and women's basketball offices during the 2010-11 campaign, creating a new and impressive "front door" for both programs.
- New to Thompson-Boling Arena for the 2013-14 season was a 360-degree LED ribbon board that runs along the bottom of the upper deck.
- In March of 2014, Thompson-Boling Arena became the third college basketball arena to install an LED lighting system, which features fixtures that are smaller, brighter, and up to 85 percent more efficient than conventional arena metal halide lights. The system—developed and manufactured by Oak Ridge-based LED North America at the Tech 20/20 incubator facility in Oak Ridge, Tennessee—incorporates Oak Ridge National Laboratory technology and was installed by Knoxville-based Bandit Lites.
- The weight room in Pratt Pavilion was renovated and expanded to 4,350 square feet in the summer of 2016. Additions include a full-court-length stretch of synthetic turf, a custom rubber floor, a 40-foot, steel-reinforced throwing wall, six Keiser Functional Trainers, four TRUEStretch Cages, three custom, 10-foot Power Lift pulley units (ideal for taller student-athletes), seven sets of 90-pound PowerBlocks and a zoned, high-powered stereo system.
- Work is set to begin this May on a \$5 million locker-room overhaul at Thompson-Boling Arena, which will feature the addition of a hydrotherapy athletic training facility.

▶ AVG. HOME ATTENDANCE

2015-16 Final Attendance Rankings

| Arena/School | Avg. |
|----------------------------------------------------------|---------------|
| 1. Rupp Arena Kentucky | 23,361 |
| 2. The Carrier Dome Syracuse | 21,592 |
| 3. KFC Yum! Center Louisville | 20,859 |
| 4. Dean E. Smith Center North Carolina | 18,326 |
| 5. Xfinity Center College Park Maryland | 17,863 |
| 6. Kohl Center Wisconsin | 17,287 |
| 7. Assembly Hall Indiana | 17,106 |
| 8. PNC Arena NC State | 16,758 |
| 9. Allen Fieldhouse Kansas | 16,436 |
| 10. CenturyLink Center Creighton | 15,941 |
| 11. Pinnacle Bank Arena Nebraska | 15,429 |
| 12-16 Arkansas, Michigan State, BYU, Arizona, Iowa State | |
| 17. Thompson-Boling Arena Tennessee | 14,232 |

▶ LEGENDS IN THE RAFTERS

■ TENNESSEE'S RETIRED NUMBERS

| Name | No. | Honored on |
|----------------------------------|-----|---------------|
| Ray Mears (<i>coach</i>) | * | March 1, 2006 |
| John Ward (<i>broadcaster</i>) | * | March 1, 2006 |
| Bernard King | 53 | Feb. 13, 2007 |
| Ernie Grunfeld | 22 | March 2, 2008 |
| Allan Houston | 20 | March 6, 2011 |

* Honored with a personalized banner bearing the Tennessee "Power T" logo

■ TENNESSEE'S RETIRED JERSEYS

| Name | No. | Honored on |
|------------|-----|---------------|
| Dale Ellis | 14 | March 1, 2014 |

▶ \$45 MILLION COMMITMENT



WELCOME TO YEAR NO. 30

- Thompson-Boling Arena is hosting its 30th season in 2016-17.
- The Vols have won nearly 75 percent of their games in Thompson-Boling Arena.
- The Vols have ranked in the top 10 nationally in average home attendance 12 times at TBA and own an active streak of 12 consecutive seasons ranked in the top 20.

BY THE NUMBERS

- Tennessee is 352-126 (.738) in 30 seasons in TBA.
- Since the 1997-98 season, the Vols are 251-66 (.792) in Thompson-Boling Arena.
- The Vols are 115-48 against SEC teams at home over the last 12 seasons.
- Tennessee finished both the 2006-07 and 2007-08 seasons with a 16-0 home record.
- The Vols have won five straight home games against the defending national champions (Kentucky in 2013, UConn in 2012, Florida in 2008, Florida in 2007, Kentucky in 1999).

HOME CROWDS OF 20,000+ NOTHING NEW FOR VOLS

- Tennessee has played in front of 50 home crowds larger than 20,000 dating to the 2005-06 season.
- The crowd of 22,326 for the 2009 Gonzaga game was the largest at Thompson-Boling Arena since capacity was reduced from 24,535 to 21,678 prior to the 2007-08 campaign.
- UT has hosted ESPN College GameDay twice at Thompson-Boling Arena, winning both games.



“QUOTABLE”

LaMarcus Aldridge, San Antonio Spurs/NBA All-Star

“Rick Barnes always told me I would be a franchise player, a go-to guy. I can’t say that I always believed him, but he was right. He told me if I kept working hard and stayed with it, then I would be a go-to guy in the NBA, and it worked out. He kept me positive and kept me going in the right direction when I could have stopped believing in myself. That was a key to my development as a player.”

ACADEMIC EXCELLENCE

- **Rick Barnes’** commitment to his players’ academic achievement cannot be overstated. His teams have posted a perfect 1,000 score in five of the last six multi-year APR reports and had perfect single-year APR scores every year from 2005-06 through 2014-15.
- A total of 31 Tennessee men’s basketball players have graduated in the last eight years. Those players are: **Devon Baulkman, Josh Bone, Galen Campbell, Quinn Cannington, Quinton Chievous, Ryan Childress, Wayne Chism, D’Montre Edwards, John Fields, Melvin Goins, Kenny Hall, Tony Harris, Michael Hubert, Justin Jackson, Chris Lofton, Brandon Lopez, Jeronne Maymon, Skylar McBee, Jordan McRae, Dwight Miller, Armani Moore, Rob Murphy, Steven Pearl, J.P. Prince, Kevin Punter Jr., Josh Richardson, Tyler Summitt, Cameron Tatum, C.J. Watson, Tanner Wild** and **Renaldo Woolridge**.
- Of those 31 graduates in the last eight years, 19 went on to sign professional basketball contracts and three have gone into coaching.

FOUR WEARING VOLSCHOLAR PATCH

- Four Vols have earned the privilege of wearing a “VOLScholar” patch on their game jersey: **Kyle Alexander, Shembari Phillips, Lamonté Turner** and **Brad Woodson**
- To be eligible to wear the patch, Tennessee student-athletes must achieve a 3.0 GPA in either of the two previous semesters, or they must own a cumulative 3.0 GPA (freshmen are not eligible for the patch).

LANIER GIVES VOLS ADDITIONAL HEAD COACHING EXPERIENCE

- **Rick Barnes** isn’t the only person on Tennessee’s bench with Division I head coaching experience.
- Associate head coach **Rob Lanier** was the head coach at Siena from 2001-05.
- During that span, the Saints posted a 58-70 mark, and advanced to one NCAA Tournament and one NIT.
- Under Lanier, Siena also won the 2002 Metro Atlantic Athletic Conference Tournament Championship.

USELESS (BUT INTERESTING) INFO

- Tennessee’s student manager team rose as high as No. 6 in last year’s national KPI rankings (KPIsports.net) and advanced to the Final Four in Houston where it fell to Michigan State. Kansas and Iowa State were the other two Final Four participants.
- The cotton candy machine was invented in 1897 by a dentist. Talk about a conflict of interest!
- At the “real” Final Four in Houston in 2011, **Rick Barnes** received the USBWA’s “Good Guy Award” for coaching excellence and for cooperation with the media.
- Tennessee assistant to the head coach **Kyle Condon** owns his own pair of bowling shoes. Totally changes the way you look at him, doesn’t it?

WHAT DOES VFL STAND FOR?

- VFL is an acronym used across Tennessee’s various athletic programs that stands for “Vol For Life.”
- We don’t have “former Vols.” We have VFL!

TENNESSEE RETURNS TO BATTLE 4 ATLANTIS IN 2017

- Tennessee will make its second appearance in the Battle 4 Atlantis tournament next season. The 2017 field includes the Vols, Arizona, NC State, Northern Iowa, Purdue, SMU, Villanova and Western Kentucky.
- The Battle 4 Atlantis takes place at the Atlantis Resort on Paradise Island, Bahamas.
- In Atlantis in 2013, Tennessee dropped its opening game to UTEP before bouncing back to defeat Xavier and Wake Forest.

TENNESSEE’S MANAGER TEAM 5-3 THIS SEASON

- After earning a berth in the “Manager Games” Final Four last year in Houston, Tennessee’s student managers are 5-4 this season.
- Their wins have come against Appalachian State, NC State, Tennessee Tech, ETSU and Texas A&M. The squad’s losses have all come on the road: at Florida, at Vanderbilt, at Auburn and at Mississippi State
- The team is comprised of undergrad managers **Garrett Carter, Parker Eidson** and **Parker Ratcliff**, graduate manager and leading scorer **I.J. Poole**, assistant media relations director **Kellen Hiser** and assistant to the head coach **Kyle Condon**.

STRENGTH COACH MEDENWALD WAS A TWO-SPORT STANDOUT

- Vols strength and conditioning coach **Garrett Medenwald** has an impressive history as a two-sport collegiate student-athlete.
- At Division III Wisconsin-Stevens Point, he was an outfielder for the baseball team, which won the Midwest Regional and finished fifth at the 2010 NCAA Division III College World Series.
- As a football running back at Division III Wisconsin-Whitewater, he helped lead the Warhawks to back-to-back national championships in 2010 and 2011.
- Medenwald finished his football career at Whitewater holding several program weight room records in cleans, snatch, split jerk, bench press, pro agility, broad jump, vertical jump and 40-yard dash.
- Also an elite powerlifter, Medenwald was a national qualifier in Olympic weightlifting.

VOLS LOOKING TO EXTEND STREAK OF TOP-20 ATTENDANCE

- Tennessee finished 17th nationally in average regular-season home attendance last year, drawing an average of 14,233 fans to 16 games at Thompson-Boling Arena.
- The Vols have ranked among the top 20 in men’s college basketball attendance for 12 consecutive years, including six of those seasons ranked in the top five nationally.
- Tennessee’s average home attendance this season is 13,550.

UT HEAD COACH TECH? NOT LATELY

- 196 games have elapsed since the last time a Tennessee head coach has been whistled for a technical foul (last happened on March 11, 2011).

TEAM STAT RANKINGS

| Category | SEC | NCAA | SEC* |
|-----------------------------|-----|------|-----------|
| Scoring Offense 77.0 | 6 | 97 | 75.5 5 |
| Scoring Defense 73.1 | 9 | 204 | 74.2 7 |
| Scoring Margin +3.9 | 5 | 124 | +1.3 4 |
| FG Pct. .440 | 8 | 205 | .428 10 |
| FG Pct. Defense .426 | 9 | 126 | .425 5 |
| 3FG Pct. .340 | 10 | 224 | .338 11 |
| 3FG Pct. Defense .345 | 9 | 158 | .327 4 |
| Free Throw Pct. .718 | 6 | 117 | .689 6 |
| Rebounds Per Game 38.0 | 7 | 77 | 38.3 3 |
| Rebound Defense 37.1 | 11 | - | 39.4 13 |
| Rebound Margin +0.8 | 9 | 171 | -1.1 7 |
| Off. Rebs Per Game 12.5 | 5 | 42 | 11.9 4 |
| Def. Rebs Per Game 25.4 | 10 | 172 | 27.1 3 |
| Assists Per Game 14.7 | 3 | 107 | 15.3 1 |
| Assist/Turnover Ratio 1.2 | 3 | 97 | 1.3 1 |
| Turnovers Per Game 12.7 | T-4 | 121 | 11.4 2 |
| Turnover Margin +2.0 | 4 | 62 | +1.9 4 |
| Blocks Per Game 4.6 | 7 | 52 | 4.3 5 |
| Steals Per Game 5.8 | 12 | 216 | 4.7 13 |
| Fouls Per Game 21.6 | - | 323 | - |

*SEC thru Feb. 13 | NCAA thru Feb. 12 | * Conference games only*

GAMES STARTED

| | Streak | 2016-17 | Career | SEC |
|-------------------|--------|---------|--------|-----|
| Kyle Alexander | 14 | 18 | 29 | 21 |
| Jordan Bone | 11 | 13 | 13 | 10 |
| Jordan Bowden | 24 | 24 | 24 | 12 |
| Lew Evans | - | 1 | 39 | - |
| John Fulkerson | - | 6 | 6 | - |
| Robert Hubbs III | 25 | 25 | 61 | 39 |
| Jalen Johnson | - | - | - | - |
| Detrick Mostella | - | 1 | 6 | 3 |
| Kwe Parker | - | - | - | - |
| Shembari Phillips | - | 10 | 21 | 8 |
| Admiral Schofield | - | 1 | 23 | 13 |
| Lamonté Turner | - | 4 | 4 | 2 |
| Grant Williams | 22 | 22 | 22 | 12 |

NON-CONF. BREAKDOWN

| Team | Record | '16 RPI | '17 RPI | Result |
|----------------------|--------|---------|---------|-------------|
| Chattanooga | 18-6 | 56 | 81 | L, 82-69 |
| Appalachian State | 7-16 | 262 | 264 | W, 103-94 |
| vs. #16 Wisconsin | 21-4 | 36 | 18 | L, 74-62 |
| vs. #13 Oregon | 22-4 | 4 | 7 | L, 69-65 OT |
| vs. Chaminade | 16-9 | - | - | W, 95-81 |
| Georgia Tech | 15-10 | 51 | 78 | W, 81-58 |
| Presbyterian | 5-20 | 313 | 346 | W, 90-50 |
| at #7 North Carolina | 21-5 | 5 | 8 | L, 73-71 |
| Tennessee Tech | 11-17 | 139 | 262 | W, 74-68 |
| Lipscomb | 17-11 | 270 | 152 | W, 92-77 |
| vs. #8 Gonzaga | 26-0 | 37 | 5 | L, 86-76 |
| at ETSU | 20-6 | 83 | 97 | W, 82-78 |
| Kansas State | 16-9 | 89 | 42 | W, 70-58 |

FOLLOW THE BEAT

Here is a list of reporters who regularly cover the Tennessee basketball beat and tweet about the Vols:

- @patrickbrownTFP - Patrick Brown, Chattanooga TFP
- @charlie_burris - Charlie Burris, Orange & White Report
- @vincsports - Vince Ferrara, The Sports Animal
- @jimmyhyams - Jimmy Hyams, The Sports Animal
- @volquest_rob - Rob Lewis, VolQuest.com
- @stevemegargee - Steve Megargee, Associated Press
- @troy_provost - Troy Provost-Heron, Maryville Daily Times
- @grantramey - Grant Ramey, 247sports.com
- @wesrucker247 - Wes Rucker, 247sports.com
- @strangemike44 - Mike Strange, Knoxville News Sentinel



RICK BARNES

Head Coach, First Season at Tennessee

CAREER RECORDS

Overall Record: 633-344
 Conference Games (regular season): 289-215
 Non-Conference Games: 292-80
 Conference Tournament: 33-28
 NCAA Tournament: 21-22
 Overtime Games: 29-34
 One-Point Games: 17-23
 vs. AP Top 25: 96-164

VS. CURRENT SEC HEAD COACHES

| COACH | All | Tenn | Tex | Clem | Prov | GMU |
|----------------|--------------|--------------|--------------|------|------|-----|
| Anderson, Kim | 0-1 | 0-1 | - | - | - | - |
| Anderson, Mike | 2-6 | 0-3 | 2-3 | - | - | - |
| Calipari, John | 4-3 | 2-1 | 2-2 | - | - | - |
| Drew, Bryce | 1-0 | 1-0 | - | - | - | - |
| Fox, Mark | 0-3 | 0-2 | 0-1 | - | - | - |
| Howland, Ben | 5-2 | 2-1 | 3-1 | - | - | - |
| Johnson, Avery | 0-1 | 0-1 | - | - | - | - |
| Jones, Johnny | 3-1 | 1-1 | 2-0 | - | - | - |
| Kennedy, Billy | 3-1 | 1-1 | 2-0 | - | - | - |
| Kennedy, Andy | 1-2 | 1-2 | - | - | - | - |
| Martin, Frank | 4-6 | 1-2 | 3-4 | - | - | - |
| Pearl, Bruce | 4-3 | 3-1 | 1-2 | - | - | - |
| White, Michael | 1-1 | 1-1 | - | - | - | - |
| TOTAL | 29-30 | 13-17 | 15-13 | | | |

vs. BARNES...

| | |
|----------------|--------------------------------------|
| Anderson, Kim | is 1-0 at Missouri |
| Anderson, Mike | was 3-2 at Missouri; 3-0 at Arkansas |
| Calipari, John | was 1-2 at Memphis; 2-2 at Kentucky |
| Drew, Bryce | is 0-1 at Vanderbilt |
| Fox, Mark | was 1-0 at Nevada; 2-0 at Georgia |
| Howland, Ben | was 1-3 at UCLA; 1-2 at Miss. State |
| Johnson, Avery | is 1-0 at Alabama |
| Jones, Johnny | was 0-2 at North Texas; 1-1 at LSU |
| Kennedy, Andy | is 2-1 at Ole Miss |
| Kennedy, Billy | is 1-3 at Texas A&M |
| Martin, Frank | was 4-3 at K-State; 2-1 at SC |
| Pearl, Bruce | was 2-1 at Tennessee, 1-3 at Auburn |
| White, Michael | is 1-1 at Florida |

▶ COACH BARNES: CAREER BREAKDOWN

| Year | School | Overall | Conference | Finish | Postseason | Ranking | RPI |
|----------------|---------------------|---------------------|---------------------|--------|-------------------------------|---------|--------------|
| 1987-88 | George Mason | 20-10 .667 | 9-5 .643 | T-2nd | | -/- | 103 |
| Totals | One Season | 20-10 .667 | 9-5 .643 | | | | |
| 1988-89 | Providence | 18-11 .621 | 7-9 .438 | T-6th | NCAA Tournament First Round | -/- | 29 |
| 1989-90 | Providence | 17-12 .586 | 8-8 .500 | T-6th | NCAA Tournament First Round | -/- | 36 |
| 1990-91 | Providence | 19-13 .594 | 7-9 .438 | T-7th | NIT Quarterfinals | -/- | 53 |
| 1991-92 | Providence | 14-17 .452 | 6-12 .333 | 9th | | -/- | 119 |
| 1992-93 | Providence | 20-13 .606 | 9-9 .500 | T-4th | NIT Semifinals | -/- | 41 |
| 1993-94 | Providence | 20-10 .667 | 10-8 .556 | T-4th | NCAA Tournament First Round | -/- | 23 |
| Totals | Six Seasons | 108-76 .587 | 47-55 .461 | | | | 50.2 |
| 1994-95 | Clemson | 15-13 .536 | 5-11 .313 | T-6th | NIT First Round | -/- | 33 |
| 1995-96 | Clemson | 18-11 .621 | 7-9 .438 | 6th | NCAA Tournament First Round | -/- | 44 |
| 1996-97 | Clemson | 23-10 .697 | 9-7 .563 | 4th | NCAA Tournament Sweet Sixteen | 14/8 | 39 |
| 1997-98 | Clemson | 18-14 .563 | 7-9 .438 | T-4th | NCAA Tournament First Round | -/- | 25 |
| Totals | Four Seasons | 74-48 .607 | 28-36 .438 | | | | 35.3 |
| 1998-99 | Texas | 19-13 .594 | 13-3 .813 | 1st | NCAA Tournament First Round | -/- | 45 |
| 1999-00 | Texas | 24-9 .727 | 13-3 .813 | 2nd | NCAA Tournament Second Round | 15/21 | 8 |
| 2000-01 | Texas | 25-9 .735 | 12-4 .750 | T-2nd | NCAA Tournament First Round | 18/- | 13 |
| 2001-02 | Texas | 22-12 .647 | 10-6 .625 | T-3rd | NCAA Tournament Sweet Sixteen | -/T18 | 15 |
| 2002-03 | Texas | 26-7 .788 | 13-3 .813 | 2nd | NCAA Tournament Final Four | 5/3 | 5 |
| 2003-04 | Texas | 25-8 .758 | 12-4 .750 | T-2nd | NCAA Tournament Sweet Sixteen | 12/10 | 9 |
| 2004-05 | Texas | 20-11 .645 | 9-7 .563 | T-5th | NCAA Tournament First Round | -/- | 38 |
| 2005-06 | Texas | 30-7 .811 | 13-3 .813 | T-1st | NCAA Tournament Elite Eight | 9/9 | 10 |
| 2006-07 | Texas | 25-10 .714 | 12-4 .750 | 3rd | NCAA Tournament Second Round | 11/16 | 26 |
| 2007-08 | Texas | 31-7 .816 | 13-3 .813 | T-1st | NCAA Tournament Elite Eight | 7/5 | 6 |
| 2008-09 | Texas | 23-12 .657 | 9-7 .563 | T-4th | NCAA Tournament Second Round | -/23 | 38 |
| 2009-10 | Texas | 24-10 .706 | 9-7 .563 | T-6th | NCAA Tournament First Round | -/- | 35 |
| 2010-11 | Texas | 28-8 .778 | 13-3 .813 | 2nd | NCAA Tournament Third Round | 8/16 | 11 |
| 2011-12 | Texas | 20-14 .588 | 9-9 .500 | 6th | NCAA Tournament Second Round | -/- | 57 |
| 2012-13 | Texas | 16-18 .471 | 7-11 .389 | 7th | CBI Opening Round | -/- | 121 |
| 2013-14 | Texas | 24-11 .686 | 11-7 .611 | T-3rd | NCAA Tournament Third Round | -/- | 41 |
| 2014-15 | Texas | 20-14 .588 | 8-10 .444 | T-6th | NCAA Tournament Second Round | -/- | 51 |
| Totals | 17 Seasons | 402-180 .691 | 186-95 .662 | | | | 31.1 |
| 2015-16 | Tennessee | 15-19 .441 | 6-12 .333 | 12th | | -/- | 142 |
| 2016-17 | Tennessee | 14-11 .560 | 6-6 .500 | | | | |
| Totals | 2 Seasons | 29-30 .492 | 12-18 .400 | | | -/- | 142.0 |
| OVERALL | 30 Seasons | 633-344 .648 | 282-209 .574 | | | | 41.9 |

20-WIN SEASONS - ALL ACTIVE COACHES

| RANK | COACH | 20-WIN SEASONS |
|------|--------------------|----------------|
| 1 | Mike Krzyzewski | 32 |
| 2 | Jim Boeheim | 31 |
| T-3 | Bob Huggins | 26 |
| T-3 | Roy Williams | 26 |
| 5 | Rick Pitino | 25 |
| 6 | John Calipari | 24 |
| T-7 | Rick Barnes | 19 |
| T-7 | Tubby Smith | 19 |
| T-7 | Bill Self | 19 |
| 10 | Steve Fisher | 18 |

DIVISION I WINS - ACTIVE SEC COACHES

| RANK | COACH | SCHOOL | WINS |
|------|--------------------|-------------------|------------|
| 1 | John Calipari | Kentucky | 640 |
| 2 | Rick Barnes | Tennessee | 633 |
| 3 | Ben Howland | Mississippi State | 429 |
| 4 | Billy Kennedy | Texas A&M | 323 |
| 5 | Mike Anderson | Arkansas | 320 |
| 6 | Johnny Jones | LSU | 294 |
| 7 | Bruce Pearl | Auburn | 273 |
| 8 | Mark Fox | Georgia | 263 |
| 9 | Andy Kennedy | Ole Miss | 248 |
| 10 | Frank Martin | South Carolina | 207 |
| 11 | Michael White | Florida | 142 |
| 12 | Bryce Drew | Vanderbilt | 136 |
| 13 | Avery Johnson | Alabama | 32 |
| 14 | Kim Anderson | Missouri | 26 |

* through Feb. 13

NCAA TOURNAMENTS - ACTIVE SEC COACHES

| RANK | COACH | SCHOOL | WINS |
|------|--------------------|-------------------|-----------|
| 1 | Rick Barnes | Tennessee | 22 |
| 2 | John Calipari | Kentucky | 17 |
| 3 | Ben Howland | Mississippi State | 10 |
| 4 | Bruce Pearl | Auburn | 8 |
| 5 | Mike Anderson | Arkansas | 7 |
| 6 | Mark Fox | Georgia | 5 |
| 7 | Frank Martin | South Carolina | 4 |
| T-8 | Johnny Jones | LSU | 3 |
| T-8 | Andy Kennedy | Ole Miss | 3 |
| T-8 | Billy Kennedy | Texas A&M | 3 |
| 11 | Bryce Drew | Vanderbilt | 2 |
| T-12 | Kim Anderson | Missouri | 0 |
| T-12 | Avery Johnson | Alabama | 0 |
| T-12 | Michael White | Florida | 0 |

NCAA TOURNAMENT WINS - ACTIVE SEC COACHES

| RANK | COACH | SCHOOL | WINS |
|------|--------------------|-------------------|-----------|
| 1 | John Calipari | Kentucky | 38 |
| 2 | Rick Barnes | Tennessee | 21 |
| 3 | Ben Howland | Mississippi State | 19 |
| 4 | Bruce Pearl | Auburn | 10 |
| 5 | Mike Anderson | Arkansas | 8 |
| 6 | Frank Martin | South Carolina | 6 |
| 7 | Billy Kennedy | Texas A&M | 3 |
| 8 | Mark Fox | Georgia | 2 |
| 9 | Andy Kennedy | Ole Miss | 1 |
| T-10 | Kim Anderson | Missouri | 0 |
| T-10 | Bryce Drew | Vanderbilt | 0 |
| T-10 | Avery Johnson | Alabama | 0 |
| T-10 | Johnny Jones | LSU | 0 |
| T-10 | Michael White | Florida | 0 |

17 STRAIGHT NCAA BIDS

• **Rick Barnes** is one of only six active Division I head coach who has ever strung together at least 17 consecutive NCAA Tournament appearances.

NCAA TOURNAMENT STREAKS - ACTIVE COACHES

| RANK | COACH | STREAK | YEARS |
|------|--------------------|-----------|------------------|
| 1 | Mike Krzyzewski | 21 | 1996-2016 |
| 2 | Roy Williams | 20 | 1990-2009 |
| 3 | Tom Izzo | 19 | 1998-2016 |
| 4 | Bill Self | 18 | 1999-2016 |
| T-5 | Rick Barnes | 17 | 1996-2012 |
| T-5 | Mark Few | 17 | 2000-2016 |

BARNES' COACHING TREE EXPANSIVE

• **Rick Barnes** has seen nine of his assistant coaches move on to become head coaches in the Division I or professional ranks.

| COACH | HEAD COACHING JOBS |
|-----------------|----------------------------------------|
| Dennis Felton | Western Kentucky, Georgia |
| Fran Fraschilla | Manhattan, St. John's, New Mexico |
| Frank Haith | Miami (Fl.), Missouri, Tulsa* |
| Rob Lanier | Siena |
| Ken McDonald | Western Kentucky, Austin Toros (NBDL)* |
| Herb Sendek | Miami (Ohio), NC State, Arizona State |
| Larry Shyatt | Clemson, Wyoming |
| Ricky Stokes | Virginia Tech, East Carolina |
| Rodney Terry | Fresno State* |

* current

BARNES' TEAM POST SOLID RPIS

- One reason that **Rick Barnes'** teams have reached the NCAA Tournament with such regularity is his ability to post outstanding year-end RPIS.
- In his 17 seasons at Texas, Barnes' teams posted an average year-end RPI of 31.1 The includes five years in the top 10 and eight years in the top 20.
- In Barnes' 29 previous seasons as a Division I head coach, his teams' average year-end RPI is 41.9 His club has finished with a sub-100 RPI just twice in the last 24 years.

BARNES IS A NASCAR FANATIC

- Tennessee head coach **Rick Barnes** loves him some NASCAR. He grew up in the heart of NASCAR country in Hickory, North Carolina, attending races at Hickory Motor Speedway.
- Barnes has often said that if his brothers had to choose between watching him coach in the Final Four or attending a NASCAR race, they would undoubtedly attend the race!
- Barnes remembers attending the World 600 at Charlotte Motor Speedway on May 24, 1964. In that race, legendary driver **Glenn "Fireball" Roberts** was involved in a horrific crash that led to his death less than two months later.



I learned a lot from this guy, was much more than a coach but a father figure! Love you, Thank you



RETWEETS 2,907 LIKES 6,824

PLAYERS' HARDWARE



Naismith Trophy

| | |
|-----------------|------|
| T.J. Ford, G | 2003 |
| Kevin Durant, F | 2007 |



Wooden Award

| | |
|-----------------|------|
| T.J. Ford, G | 2003 |
| Kevin Durant, F | 2007 |



Wayman Tisdale Award

| | |
|-----------------|------|
| T.J. Ford, G | 2002 |
| Kevin Durant, F | 2007 |



Oscar Robertson Trophy

| | |
|-----------------|------|
| Kevin Durant, F | 2007 |
|-----------------|------|



Bob Cousy Award

| | |
|------------------|------|
| D.J. Augustin, G | 2008 |
|------------------|------|



RICK BARNES: WHERE & WHEN

| | |
|----------------|------------------|
| Home: 397-83 | November: 100-29 |
| Away: 141-172 | December: 158-46 |
| Neutral: 95-89 | January: 149-102 |
| at TBA: 19-8 | February: 131-96 |
| | March: 91-70 |
| | April: 0-1 |

BARNES vs. THE SEC

vs. Southeastern Conference: 67-44

| OPPONENT | All | Tenn | Tex | Clem | Prov | GMU |
|-------------------|------|------|------|------|------|-----|
| Alabama | 0-2 | 0-1 | - | - | 0-1 | - |
| Arkansas | 3-4 | 0-3 | 3-1 | - | - | - |
| Auburn | 3-1 | 3-1 | - | - | - | - |
| Florida | 1-1 | 1-1 | - | - | - | - |
| Georgia | 1-4 | 0-2 | 1-1 | 0-1 | - | - |
| Kentucky | 3-3 | 2-1 | 0-1 | 1-1 | - | - |
| LSU | 2-4 | 1-1 | 1-3 | - | - | - |
| Mississippi | 1-2 | 1-2 | - | - | - | - |
| Mississippi State | 5-1 | 2-1 | 3-0 | - | - | - |
| Missouri | 11-8 | 0-1 | 10-7 | 1-0 | - | - |
| South Carolina | 6-2 | 1-2 | - | 4-0 | 1-0 | - |
| Tennessee | 2-2 | - | 2-2 | - | - | - |
| Texas A&M | 26-8 | 1-1 | 23-7 | 2-0 | - | - |
| Vanderbilt | 3-2 | 2-2 | 1-0 | - | - | - |

ON THE BENCH



ROB LANIER

Associate Head Coach • St. Bonaventure, 1990

- Second season at Tennessee; eighth year working alongside Rick Barnes; this is his 26th season as a Division I coach (was head coach at Siena from 2001-05).
- Also has experience working as an assistant under Dave Leitao at Virginia (2006-07) and Billy Donovan at Florida (2007-11)
- Has played a role in signing eight McDonald's All-Americans, and 11 players that he either signed or coached have gone on to become NBA Draft Picks.
- A native of Buffalo, New York, he was a close friend of fellow Vols' staffer Desmond Oliver growing up.



DESMOND OLIVER

Assistant Coach • Dominican College, 1992

- Second season at Tennessee; before joining the Vols, he spent five seasons as an assistant coach at Charlotte.
- This is his 21st season in the Division I coaching ranks; he has experience in the Atlantic 10, Big 12, Ivy League and Metro Atlantic Athletic Conference.
- Also boasts five years of previous SEC coaching experience at Georgia from 2004-09.
- A native of Buffalo, New York, he was a close friend of fellow Vols' staffer Rob Lanier growing up.



MICHAEL SCHWARTZ

Assistant Coach • Texas, 1999

- First season at Tennessee; played two years under Barnes at Texas and was a member of the 1999 Big 12 Championship team (then became a GA on Texas' staff).
- Spent the 2015-16 season as an assistant coach and recruiting coordinator at Tulsa, helping the Golden Hurricane advance to the NCAA Tournament.
- Prior to that, he spent four seasons as the lead assistant under Rodney Terry (another Barnes pupil) at Fresno State, including one year as associate head coach.
- No stranger to the Southeast and East Coast, Schwartz spent six years on staff at Miami (Fla.) in the ACC.



GARRETT MEDENWALD

Strength & Conditioning Coach • Wisconsin-Whitewater, 2013

- Second season at Tennessee; he had three previous years of experience working alongside head coach Rick Barnes at Texas from 2012-15.
- As a football running back at UW-Whitewater, he helped lead the Warhawks to back-to-back national championships in 2010 and 2011.
- An elite powerlifter, Medenwald was a national qualifier in Olympic weightlifting and was a coach and co-founder of the UW-Whitewater Olympic Lifting Club.
- Native of Green Bay, Wisconsin (lifelong Green Bay Packers fan).



CHAD NEWMAN

Athletic Trainer • Tennessee, 1994

- 21st season with the Tennessee basketball program.
- Under his care, the Vols have advanced to postseason play 14 times, including 10 NCAA Tournament berths and five Sweet Sixteen appearances.
- 2009 Tennessee Athletic Trainer's Society (TATS) Athletic Trainer of the Year.
- Native of Chattanooga, Tennessee



RILEY DAVIS

Video Coordinator • Texas, 2011

- Second season at Tennessee; is a Texas native.
- Had four previous years of experience as a member of Rick Barnes' basketball staff at Texas.
- Worked as a regional advance scout for the NBA's Charlotte Bobcats (now the Charlotte Hornets) in 2013-14.
- Spent the 2012-13 season as an assistant coach at Sam Houston State University in Huntsville, Texas.



MARY-CARTER KNIFFEN

Director of Basketball Operations • Tennessee, 2011

- A two-time Tennessee graduate, Kniffen (pronounced NIFF-in) is in her second season working in a basketball operations role.
- One of only three women currently holding the role of director of basketball operations with a men's program at a "power five" conference school.
- Spent three years on UT's media relations staff, working closely with the Tennessee football program from 2012 to 2014.
- Native of Richmond, Virginia



KYLE CONDON

Assistant to the Head Coach • Tennessee, 2013

- Is in his eighth overall season working with the basketball program at his alma mater (his second year in a full-time role).
- Was a student manager with the Volunteers for four years and then rose to a graduate position, which he occupied for the last two years.
- Boasts nine games of NCAA Tournament experience as a manager or administrative staffer.
- The native of Springfield, Virginia, is a two-time Tennessee graduate.



11 KYLE ALEXANDER

SO Forward | 6-10 | 218 | Communication Studies
Milton, Ontario, Canada | Orangeville Prep



@KyleJamal4

- Matched his season-high with nine rebounds (six offensive) against Georgia (2/11)
- Play vs. Ole Miss (2/8) was heavy on hustle, tallying five rebounds and three blocks in just 13 minutes
- Scored all six of his points at Mississippi State (2/4) inside the game's first eight minutes
- Came out aggressively in the win over Kansas State (1/28), scoring five points and grabbing six rebounds in his first seven minutes of action; finished the game with eight points and a team- and season-high nine boards
- Threw down two dunks en route to five points in the home win over Mississippi State (1/21)
- Notched six rebounds at Ole Miss (1/17)—his highest total since Gonzaga (12/18) also had six points on three shots
- Surpassed his freshman scoring total (53) after 15 games, notching his 54th point of the season at Florida (1/7/17)
- Returned to the starting lineup at ETSU (12/22), scoring six points and grabbing five rebounds in 19 minutes
- Opened the season with back-to-back career-high scoring performances, scoring seven points in the opener against Chattanooga (11/11) and dropping 13 against Appalachian State (11/15)
- Was primarily a soccer and volleyball player before finally deciding to try hoops as a junior in high school; this is his fourth year of competitive basketball
- His oldest sister, 6-4 center Kayla Alexander, played collegiately at Syracuse from 2009-13 and is the school's all-time leading scorer (2,024) and shot-blocker (350); she now plays for the WNBA's San Antonio Stars

SEASON/CAREER HIGHS

Points

Season 13 vs. Appalachian State (11/15/16)
Career Same

Rebounds

Season 9 (2x), last vs. Georgia (2/11/17)
Career 11 at TCU (1/30/16)

Assists

Season 1 (4x), last at Auburn (1/31/17)
Career 1 (6x), last at Auburn (1/31/17)

Blocks

Season 4 vs. Chattanooga (11/11/16)
Career 6 at TCU (1/30/16)

Steals

Season 2 (2x), last vs. Chaminade (11/23/16)
Career Same

Minutes

Season 28 vs. Chattanooga (11/11/16)
Career 31 at TCU (1/30/16)

Field Goals Made

Season 5 vs. Appalachian State (11/15/16)
Career Same

Field Goals Attempted

Season 8 vs. Appalachian State (11/15/16)
Career Same

3-Pt. Field Goals Made

Season 1 vs. Chaminade (11/23/16)
Career Same

3-Pt. Field Goals Attempted

Season 1 (3x) last vs. Tennessee Tech (12/13/16)
Career Same

Free Throws Made

Season 5 vs. Chattanooga (11/11/16)
Career Same

Free Throws Attempted

Season 8 vs. Chattanooga (11/11/16)
Career Same

2016-17 GAME-BY-GAME STATS

| OPPONENT | DATE | St | MIN | FG-FGA | PCT | 3FG-FGA | PCT | FT-FTA | PCT | OFF DEF TOT | PF | A | T/O | BLK | STL | PTS |
|----------------------|----------|----|-----|--------|-------|---------|------|--------|-------|-------------|----|---|-----|-----|-----|-----|
| Slippery Rock (exh) | 11/3/16 | f | 20 | 0-1 | .000 | 0-0 | - | 5-6 | .833 | 1 2 3 | 1 | 0 | 0 | 6 | 2 | 5 |
| Chattanooga | 11/11/16 | f | 28 | 1-3 | .333 | 0-0 | - | 5-8 | .625 | 4 4 8 | 3 | 0 | 0 | 4 | 1 | 7 |
| Appalachian State | 11/15/16 | f | 23 | 5-8 | .625 | 0-1 | .000 | 3-6 | .500 | 1 6 7 | 2 | 0 | 0 | 2 | 0 | 13 |
| vs. Wisconsin | 11/21/16 | f | 27 | 1-3 | .333 | 0-0 | - | 0-0 | - | 2 4 6 | 0 | 0 | 0 | 1 | 1 | 2 |
| vs. Oregon | 11/22/16 | f | 7 | 0-3 | .000 | 0-0 | - | 0-0 | - | 2 0 2 | 2 | 0 | 1 | 0 | 0 | 0 |
| vs. Chaminade | 11/23/16 | 9 | 2-2 | 1.000 | 1-1 | 1.000 | 0-0 | .000 | 0 1 1 | 1 1 0 | 0 | 0 | 0 | 0 | 2 | 5 |
| Georgia Tech | 12/3/16 | 13 | 2-4 | .500 | 0-0 | - | 0-1 | .000 | 1 2 3 | 2 1 0 | 0 | 0 | 0 | 0 | 0 | 4 |
| Presbyterian | 12/6/16 | 9 | 0-1 | .000 | 0-0 | - | 0-0 | - | 3 0 3 | 2 1 0 | 0 | 0 | 3 | 0 | 0 | 0 |
| at North Carolina | 12/11/16 | 2 | 1-1 | 1.000 | 0-0 | - | 0-0 | - | 1 0 1 | 1 0 0 | 0 | 0 | 0 | 0 | 0 | 2 |
| Tennessee Tech | 12/13/16 | 12 | 1-3 | .333 | 0-1 | .000 | 0-0 | - | 1 1 2 | 0 1 0 | 0 | 0 | 0 | 0 | 0 | 2 |
| Lipscomb | 12/15/16 | 7 | 0-1 | .000 | 0-0 | - | 0-2 | .000 | 1 0 1 | 1 0 1 | 0 | 1 | 1 | 0 | 0 | 0 |
| vs. Gonzaga | 12/18/16 | 19 | 1-3 | .333 | 0-1 | .000 | 0-1 | .000 | 2 4 6 | 2 0 0 | 0 | 0 | 2 | 0 | 2 | 2 |
| at ETSU | 12/22/16 | f | 19 | 3-5 | .600 | 0-0 | - | 0-0 | - | 3 2 5 | 4 | 0 | 1 | 2 | 1 | 6 |
| at Texas A&M | 12/29/16 | f | 15 | 1-1 | 1.000 | 0-0 | - | 3-4 | .750 | 0 5 5 | 1 | 0 | 0 | 1 | 0 | 5 |
| Arkansas | 1/3/17 | f | 9 | 0-1 | .000 | 0-0 | - | 2-2 | 1.000 | 0 2 2 | 3 | 0 | 0 | 1 | 0 | 2 |
| at Florida | 1/7/17 | f | 25 | 2-2 | 1.000 | 0-0 | - | 0-0 | - | 2 2 4 | 3 | 0 | 0 | 1 | 0 | 4 |
| South Carolina | 1/11/17 | f | 11 | 1-1 | 1.000 | 0-0 | - | 1-2 | .500 | 2 2 4 | 0 | 0 | 3 | 1 | 0 | 3 |
| at Vanderbilt | 1/14/17 | f | 6 | 0-1 | .000 | 0-0 | - | 0-0 | - | 0 1 1 | 1 | 0 | 0 | 0 | 0 | 6 |
| at Ole Miss | 1/17/17 | f | 20 | 3-3 | 1.000 | 0-0 | - | 0-3 | .000 | 2 4 6 | 3 | 0 | 0 | 1 | 0 | 6 |
| Mississippi State | 1/21/17 | f | 14 | 2-6 | .333 | 0-0 | - | 1-2 | .500 | 3 1 4 | 0 | 0 | 0 | 1 | 0 | 5 |
| Kentucky | 1/24/17 | f | 3 | 0-2 | .000 | 0-0 | - | 0-0 | - | 0 1 1 | 1 | 0 | 0 | 0 | 0 | 0 |
| Kansas State | 1/28/17 | f | 18 | 3-4 | .750 | 0-0 | - | 2-3 | .667 | 5 4 9 | 3 | 0 | 1 | 2 | 0 | 8 |
| at Auburn | 1/31/17 | f | 11 | 1-3 | .333 | 0-0 | - | 0-0 | - | 2 2 4 | 3 | 1 | 0 | 0 | 0 | 2 |
| at Mississippi State | 2/4/17 | f | 14 | 3-3 | 1.000 | 0-0 | - | 0-3 | .000 | 1 3 4 | 4 | 0 | 1 | 0 | 0 | 6 |
| Ole Miss | 2/8/17 | f | 13 | 1-3 | .333 | 0-0 | - | 0-0 | - | 3 2 5 | 2 | 0 | 2 | 3 | 0 | 2 |
| Georgia | 2/11/17 | f | 22 | 3-7 | .429 | 0-0 | - | 0-0 | - | 6 3 9 | 1 | 0 | 0 | 1 | 0 | 6 |
| at Kentucky | 2/14/17 | | | | | | | | | | | | | | | |
| Missouri | 2/18/17 | | | | | | | | | | | | | | | |
| Vanderbilt | 2/22/17 | | | | | | | | | | | | | | | |
| at South Carolina | 2/25/17 | | | | | | | | | | | | | | | |
| at LSU | 3/1/17 | | | | | | | | | | | | | | | |
| Alabama | 3/4/17 | | | | | | | | | | | | | | | |

PRODUCTION TRACKER

| | Last Season | This Season | Career |
|--------------------------|-------------|-------------|--------|
| Scored 5+ Points | 3 | 11 | 14 |
| Scored 10+ Points | - | 1 | 1 |
| Had 5+ Rebounds | 9 | 10 | 19 |
| Led the Vols in Rebounds | 4 | 4 | 8 |
| Had a Double-Double | - | - | - |
| Had Multiple Blocks | 7 | 7 | 14 |
| Led the Vols in Blocks | 10 | 7 | 17 |
| Had 3+ Steals | - | - | - |
| Had Multiple Dunks | - | 1 | 1 |
| Drew Multiple Charges | - | - | - |



CAREER STATS

| | GP-GS | Min | Avg | FG-A | Pct | 3FG-A | Pct | FT-A | Pct | Off-Def-Rebs | Avg | PF-FO | Ast | TO | Blk | Stl | Pts | Avg |
|--------------|--------------|------------|-------------|---------------|-------------|------------|-------------|--------------|-------------|-------------------|------------|--------------|----------|-----------|-----------|-----------|------------|------------|
| 2015-16 | 32-11 | 391 | 12.2 | 16-37 | .432 | 0-0 | .000 | 21-32 | .656 | 49-52-101 | 3.2 | 55-0 | 2 | 14 | 31 | 5 | 53 | 1.7 |
| 2016-17 | 25-18 | 356 | 14.2 | 37-74 | .500 | 1-4 | .250 | 17-37 | .459 | 47-56-103 | 4.1 | 45-0 | 3 | 10 | 27 | 6 | 92 | 3.7 |
| TOTAL | 57-29 | 747 | 13.1 | 53-111 | .477 | 1-4 | .250 | 38-69 | .551 | 96-108-204 | 3.6 | 100-0 | 5 | 24 | 58 | 11 | 145 | 2.5 |

JORDAN BONE

FR Guard | 6-1 | 173 | Finance
Nashville, Tenn. | The Ensworth School



@JordanBone23

- Has recorded 11 assists vs. one turnover over his last three games, including a four-assist effort vs. Georgia (2/11)
- Led the Vols with 13 points and a season-best eight rebounds at Mississippi State (2/4)
- Attacked in the open floor at Auburn (1/31), posting nine points and three assists
- Balanced stat line in the win vs. Mississippi State (1/21): eight points, a season-best six rebounds and four assists
- Erupted for a season-best 23 points in his homecoming at Vanderbilt, scoring 16 of his 23 in the second half
- Missed nine non-conference games with a stress fracture in his left foot
- After handing out just one assist with two turnovers against Chattanooga (11/11), bounced back to record a season-best eight assists (compared to just two turnovers) against Appalachian State (11/15)
- Started the season-opener vs. Chattanooga (11/11) and scored a team-high 21 points, marking the sixth-best scoring output by a Vol in his freshman debut
- According to Rick Barnes, Bone's speed is elite and is on par with that of former Barnes pupil and National Player of the Year T.J. Ford
- His older brother, Josh Bone, lettered at Tennessee from 2009-11 and was a contributor on Vols' 2010 Elite Eight team

SEASON/CAREER HIGHS

Points

Season 23 at Vanderbilt (1/14/17)
Career Same

Rebounds

Season 8 at Mississippi State (2/4/17)
Career Same

Assists

Season 8 vs. Appalachian State (11/15/16)
Career Same

Blocks

Season -
Career -

Steals

Season 3 (2x) last at Auburn (1/31/17)
Career Same

Minutes

Season 31 (2x), last at Vanderbilt (1/14/17)
Career Same

Field Goals Made

Season 8 (2x), last at Vanderbilt (1/14/17)
Career Same

Field Goals Attempted

Season 15 at Mississippi State (2/4/17)
Career Same

3-Pt. Field Goals Made

Season 4 at Vanderbilt (1/14/17)
Career Same

3-Pt. Field Goals Attempted

Season 5 at Vanderbilt (1/14/17)
Career Same

Free Throws Made

Season 4 (2x), last vs. Georgia (2/11/17)
Career Same

Free Throws Attempted

Season 4 (4x), last vs. Georgia (2/11/17)
Career Same

2016-17 GAME-BY-GAME STATS

| OPPONENT | DATE | St | MIN | FG-FGA | PCT | 3FG-FGA | PCT | FT-FTA | PCT | OFF DEF TOT | PF | A | T/O | BLK | STL | PTS |
|----------------------|----------|----|-----|--------|------|---------|------|--------|-------|-------------|----|---|-----|-----|-----|-----|
| Slippery Rock (exh) | 11/3/16 | g | 13 | 5-8 | .625 | 1-2 | .500 | 0-1 | .000 | 0 2 2 | 0 | 0 | 3 | 0 | 1 | 11 |
| Chattanooga | 11/11/16 | g | 31 | 8-14 | .571 | 1-4 | .250 | 4-4 | 1.000 | 1 0 1 | 3 | 1 | 2 | 0 | 0 | 21 |
| Appalachian State | 11/15/16 | g | 18 | 3-6 | .500 | 0-2 | .000 | 1-2 | .500 | 0 0 0 | 1 | 8 | 2 | 0 | 2 | 7 |
| vs. Wisconsin | 11/21/16 | | 7 | 0-2 | .000 | 0-0 | - | 0-0 | - | 0 0 0 | 0 | 1 | 0 | 0 | 0 | 0 |
| vs. Oregon | 11/22/16 | | | | | | | | | | | | | | | |
| vs. Chaminade | 11/23/16 | | | | | | | | | | | | | | | |
| Georgia Tech | 12/3/16 | | | | | | | | | | | | | | | |
| Presbyterian | 12/6/16 | | | | | | | | | | | | | | | |
| at North Carolina | 12/11/16 | | | | | | | | | | | | | | | |
| Tennessee Tech | 12/13/16 | | | | | | | | | | | | | | | |
| Lipscomb | 12/15/16 | | | | | | | | | | | | | | | |
| vs. Gonzaga | 12/18/16 | | | | | | | | | | | | | | | |
| at ETSU | 12/22/16 | | | | | | | | | | | | | | | |
| at Texas A&M | 12/29/16 | | 8 | 0-3 | .000 | 0-1 | .000 | 0-0 | - | 0 0 0 | 0 | 1 | 0 | 0 | 0 | 0 |
| Arkansas | 1/3/17 | | 20 | 3-10 | .300 | 0-2 | .000 | 0-0 | - | 0 1 1 | 3 | 3 | 1 | 0 | 0 | 6 |
| at Florida | 1/7/17 | g | 18 | 3-7 | .429 | 0-0 | - | 0-0 | - | 1 0 1 | 1 | 2 | 1 | 0 | 0 | 6 |
| South Carolina | 1/11/17 | g | 20 | 3-10 | .300 | 0-1 | .000 | 1-3 | .333 | 0 1 1 | 0 | 1 | 5 | 0 | 3 | 7 |
| at Vanderbilt | 1/14/17 | g | 31 | 8-12 | .667 | 4-5 | .800 | 3-4 | .750 | 0 1 1 | 2 | 5 | 1 | 0 | 0 | 23 |
| at Ole Miss | 1/17/17 | g | 14 | 1-9 | .111 | 0-3 | .000 | 0-0 | - | 0 1 1 | 3 | 4 | 2 | 0 | 2 | 2 |
| Mississippi State | 1/21/17 | g | 24 | 3-9 | .333 | 0-2 | .000 | 2-4 | .500 | 1 5 6 | 0 | 4 | 2 | 0 | 0 | 6 |
| Kentucky | 1/24/17 | g | 22 | 1-7 | .143 | 0-1 | .000 | 0-0 | - | 0 2 2 | 2 | 0 | 1 | 0 | 0 | 2 |
| Kansas State | 1/28/17 | g | 18 | 2-8 | .250 | 0-0 | - | 0-1 | .000 | 2 1 3 | 1 | 5 | 1 | 0 | 1 | 4 |
| at Auburn | 1/31/17 | g | 25 | 3-7 | .429 | 1-2 | .500 | 2-2 | 1.000 | 0 2 2 | 4 | 3 | 3 | 0 | 3 | 9 |
| at Mississippi State | 2/4/17 | g | 29 | 6-15 | .400 | 0-4 | .000 | 1-1 | 1.000 | 1 7 8 | 1 | 2 | 0 | 0 | 0 | 13 |
| Ole Miss | 2/8/17 | g | 17 | 1-8 | .125 | 0-2 | .000 | 0-0 | - | 0 1 1 | 1 | 5 | 1 | 0 | 0 | 2 |
| Georgia | 2/11/17 | g | 18 | 0-2 | .000 | 0-0 | - | 4-4 | 1.000 | 0 3 3 | 0 | 4 | 0 | 0 | 0 | 4 |
| at Kentucky | 2/14/17 | | | | | | | | | | | | | | | |
| Missouri | 2/18/17 | | | | | | | | | | | | | | | |
| Vanderbilt | 2/22/17 | | | | | | | | | | | | | | | |
| at South Carolina | 2/25/17 | | | | | | | | | | | | | | | |
| at LSU | 3/1/17 | | | | | | | | | | | | | | | |
| Alabama | 3/4/17 | | | | | | | | | | | | | | | |

PRODUCTION TRACKER

| | This Season |
|--------------------------------|-------------|
| Scored 10+ Points | 3 |
| Scored 15+ Points | 2 |
| Scored 20+ Points | 2 |
| Led the Vols in Scoring | 3 |
| Had 5+ Assists | 4 |
| Led the Vols in Assists | 4 |
| Had Multiple Steals | 4 |
| Had 3+ Steals | 2 |
| Led the Vols in Steals | 4 |
| Made Multiple 3-Pointers | 1 |
| Had a Positive Assist/TO Ratio | 12 |



CAREER STATS

| | GP-GS | Min | Avg | FG-A | Pct | 3FG-A | Pct | FT-A | Pct | Off-Def-Rebs | Avg | PF-FO | Ast | TO | Blk | Stl | Pts | Avg |
|--------------|--------------|------------|-------------|---------------|-------------|-------------|-------------|--------------|-------------|----------------|------------|-------------|-----------|-----------|----------|-----------|------------|------------|
| 2016-17 | 16-13 | 320 | 20.0 | 45-129 | .349 | 6-29 | .207 | 18-25 | .720 | 6-25-31 | 1.9 | 22-0 | 49 | 22 | 0 | 11 | 114 | 7.1 |
| TOTAL | 16-13 | 320 | 20.0 | 45-129 | .349 | 6-29 | .207 | 18-25 | .720 | 6-25-31 | 1.9 | 22-0 | 49 | 22 | 0 | 11 | 114 | 7.1 |

23 JORDAN BOWDEN

FR Guard | 6-3 | 180 | Sport Management
Knoxville, Tenn. | 22 Feet Academy (S.C.)



@JordyBow3

- Has played 30-plus minutes in five straight games and his 156 minutes in that stretch (31.2 mpg) are only one minute fewer than the 157 owned by Robert Hubbs III (31.4 mpg).
- Finished with 14 points in 31 minutes vs. Ole Miss (2/8); Buried a clutch 3-pointer late against Ole Miss (2/8), putting the Vols up five with 54 seconds to play
- Scored in double figures for the fourth time in five games, scoring all 15 of his points at Auburn (1/31) in the second half; shot 4-of-5 from the field and hit two threes over the final 20 minutes
- His 32 minutes of action against K-State were his most since he saw 34 minutes at North Carolina (12/11); he was effective in his extended time, posting a team-best plus-minus rating of plus-22
- Back-to-back 14-point outings at Ole Miss (1/17) and vs. Mississippi State (1/21); knocked down multiple threes in each and pulled in a season-best seven rebounds vs. the Bulldogs
- Alley-oop jam off an in-bounds pass vs. Tennessee Tech (12/13) landed at No. 3 on SportsCenter's Top 10 Plays
- Scored a season-best 21 points against Presbyterian (12/6)—a total that included a stretch of 11 consecutive points over four possessions midway through the second half (three consecutive 3-pointers followed by a steal and dunk)
- First Knox County product to sign with UT as a freshman since Doug Roth (from Karns High School) in 1985

SEASON/CAREER HIGHS

Points

Season 21 vs. Presbyterian (12/6/16)
Career Same

Rebounds

Season 7 (2x), last vs. Ole Miss (2/8/17)
Career Same

Assists

Season 3 (3x), last vs. Georgia (2/11/17)
Career Same

Blocks

Season 1 (3x), last at Mississippi State (2/4/17)
Career Same

Steals

Season 3 (3x), last at Auburn (1/31/17)
Career Same

Minutes

Season 36 vs. Oregon (11/22/16)
Career Same

Field Goals Made

Season 7 vs. Presbyterian (12/6/16)
Career Same

Field Goals Attempted

Season 16 at Ole Miss (1/17/17)
Career Same

3-Pt. Field Goals Made

Season 5 vs. Presbyterian (12/6/16)
Career Same

3-Pt. Field Goals Attempted

Season 10 vs. Presbyterian (12/6/16)
Career Same

Free Throws Made

Season 6 (2x), last vs. Ole Miss (2/8/17)
Career Same

Free Throws Attempted

Season 9 (2x), last vs. Ole Miss (2/8/17)
Career Same

2016-17 GAME-BY-GAME STATS

| OPPONENT | DATE | St | MIN | FG-FGA | PCT | 3FG-FGA | PCT | FT-FTA | PCT | OFF DEF TOT | PF | A | T/O | BLK | STL | PTS |
|----------------------|----------|----|-----|--------|------|---------|-------|--------|-------|-------------|----|---|-----|-----|-----|-----|
| Slippery Rock (exh) | 11/3/16 | | 21 | 1-3 | .333 | 1-2 | .500 | 0-0 | - | 0 2 2 | 1 | 2 | 0 | 0 | 1 | 3 |
| Chattanooga | 11/11/16 | | 6 | 0-2 | .000 | 0-1 | .000 | 0-0 | - | 1 0 1 | 0 | 0 | 0 | 0 | 0 | 0 |
| Appalachian State | 11/15/16 | g | 22 | 4-9 | .444 | 4-8 | .500 | 2-2 | 1.000 | 0 1 1 | 4 | 2 | 0 | 0 | 0 | 14 |
| vs. Wisconsin | 11/21/16 | g | 9 | 1-3 | .333 | 0-1 | .000 | 0-0 | - | 1 0 1 | 1 | 0 | 0 | 0 | 0 | 2 |
| vs. Oregon | 11/22/16 | g | 36 | 3-11 | .272 | 1-7 | .143 | 2-2 | 1.000 | 0 2 2 | 1 | 1 | 3 | 0 | 2 | 9 |
| vs. Chaminade | 11/23/16 | g | 24 | 5-10 | .500 | 0-2 | .000 | 1-1 | 1.000 | 3 3 6 | 2 | 1 | 2 | 0 | 0 | 11 |
| Georgia Tech | 12/3/16 | g | 23 | 2-6 | .333 | 1-3 | .333 | 0-0 | - | 0 0 0 | 1 | 2 | 1 | 0 | 0 | 5 |
| Presbyterian | 12/6/16 | g | 23 | 7-13 | .538 | 5-10 | .500 | 2-2 | 1.000 | 2 3 5 | 2 | 2 | 0 | 1 | 2 | 21 |
| at North Carolina | 12/11/16 | g | 34 | 5-10 | .500 | 2-6 | .333 | 0-0 | - | 0 5 5 | 1 | 2 | 0 | 0 | 2 | 12 |
| Tennessee Tech | 12/13/16 | g | 28 | 4-10 | .400 | 0-3 | .000 | 1-2 | .500 | 1 4 5 | 2 | 0 | 0 | 1 | 1 | 9 |
| Lipscomb | 12/15/16 | g | 26 | 1-7 | .143 | 1-5 | .200 | 4-4 | 1.000 | 2 2 4 | 2 | 1 | 1 | 0 | 3 | 7 |
| vs. Gonzaga | 12/18/16 | g | 27 | 2-4 | .500 | 1-1 | 1.000 | 4-4 | 1.000 | 3 3 6 | 5 | 0 | 0 | 0 | 2 | 9 |
| at ETSU | 12/22/16 | g | 9 | 1-4 | .250 | 0-3 | .000 | 0-0 | - | 0 2 2 | 0 | 0 | 0 | 0 | 0 | 2 |
| at Texas A&M | 12/29/16 | g | 13 | 2-4 | .500 | 2-4 | .500 | 0-0 | - | 0 0 0 | 2 | 1 | 1 | 0 | 0 | 6 |
| Arkansas | 1/3/17 | g | 5 | 0-0 | - | 0-0 | - | 0-0 | - | 0 2 2 | 0 | 1 | 1 | 0 | 0 | 0 |
| at Florida | 1/7/17 | g | 24 | 5-8 | .625 | 3-5 | .600 | 2-2 | 1.000 | 1 0 1 | 2 | 1 | 2 | 0 | 3 | 15 |
| South Carolina | 1/11/17 | g | 19 | 1-7 | .143 | 0-2 | .000 | 2-2 | 1.000 | 1 1 2 | 4 | 0 | 3 | 0 | 0 | 4 |
| at Vanderbilt | 1/14/17 | g | 16 | 2-3 | .667 | 0-1 | .000 | 0-0 | - | 0 1 1 | 2 | 3 | 0 | 0 | 1 | 4 |
| at Ole Miss | 1/17/17 | g | 27 | 4-16 | .250 | 3-9 | .333 | 3-4 | .750 | 0 3 3 | 3 | 0 | 2 | 0 | 2 | 14 |
| Mississippi State | 1/21/17 | g | 24 | 3-9 | .333 | 2-5 | .400 | 6-9 | .667 | 2 5 7 | 2 | 2 | 0 | 0 | 1 | 14 |
| Kentucky | 1/24/17 | g | 26 | 2-7 | .286 | 1-2 | .500 | 0-0 | - | 0 1 1 | 1 | 2 | 0 | 0 | 1 | 5 |
| Kansas State | 1/28/17 | g | 32 | 3-9 | .333 | 2-5 | .400 | 5-7 | .714 | 1 0 1 | 3 | 1 | 1 | 0 | 1 | 13 |
| at Auburn | 1/31/17 | g | 31 | 3-7 | .429 | 2-4 | .500 | 5-5 | 1.000 | 0 6 6 | 4 | 0 | 0 | 0 | 3 | 15 |
| at Mississippi State | 2/4/17 | g | 31 | 2-5 | .400 | 0-2 | .000 | 2-2 | 1.000 | 1 0 1 | 2 | 1 | 2 | 1 | 0 | 6 |
| Ole Miss | 2/8/17 | g | 31 | 3-8 | .375 | 2-6 | .333 | 6-9 | .667 | 1 6 7 | 2 | 3 | 1 | 0 | 1 | 14 |
| Georgia | 2/11/17 | g | 31 | 3-8 | .375 | 0-4 | .000 | 0-0 | - | 2 2 4 | 4 | 3 | 0 | 0 | 0 | 6 |
| at Kentucky | 2/14/17 | | | | | | | | | | | | | | | |
| Missouri | 2/18/17 | | | | | | | | | | | | | | | |
| Vanderbilt | 2/22/17 | | | | | | | | | | | | | | | |
| at South Carolina | 2/25/17 | | | | | | | | | | | | | | | |
| at LSU | 3/1/17 | | | | | | | | | | | | | | | |
| Alabama | 3/4/17 | | | | | | | | | | | | | | | |

PRODUCTION TRACKER

| | This Season |
|--------------------------------|-------------|
| Scored 5+ Points | 19 |
| Scored 10+ Points | 10 |
| Had Multiple Assists | 9 |
| Led the Vols in Assists | 1 |
| Had Multiple Steals | 8 |
| Had 3+ Steals | 3 |
| Led the Vols in Steals | 8 |
| Had Multiple Blocks | - |
| Made Multiple 3-Pointers | 10 |
| Had a Positive Assist/TO Ratio | 9 |
| Had Multiple Dunks | - |



CAREER STATS

| | GP-GS | Min | Avg | FG-A | Pct | 3FG-A | Pct | FT-A | Pct | Off-Def-Rebs | Avg | PF-FO | Ast | TO | Blk | Stl | Pts | Avg |
|--------------|--------------|------------|-------------|---------------|-------------|--------------|-------------|--------------|-------------|-----------------|------------|-------------|-----------|-----------|----------|-----------|------------|------------|
| 2016-17 | 25-24 | 577 | 23.1 | 69-180 | .383 | 32-99 | .323 | 47-57 | .825 | 22-52-74 | 3.0 | 53-1 | 29 | 20 | 3 | 25 | 217 | 8.7 |
| TOTAL | 25-24 | 577 | 23.1 | 69-180 | .383 | 32-99 | .323 | 47-57 | .825 | 22-52-74 | 3.0 | 53-1 | 29 | 20 | 3 | 25 | 217 | 8.7 |

24 LUCAS CAMPBELL

SO Guard | 6-3 | 180 | Business Administration
Knoxville, Tenn. | Christian Academy of Knoxville



@LucasCampbell11

- One of three walk-ons on the Vols' roster
- Team chemist supplies plenty of energy from the bench
- Made his regular-season debut against Presbyterian (12/6)
- Scored two points and also grabbed a rebound in Tennessee's exhibition win over Slippery Rock (11/3).
- Saw action in four games last season as a true freshman.
- Knocked down a 3-pointer late in Tennessee's SEC Tournament win over Auburn last season.
- Enrolled at Tennessee in the fall of 2015 and was a member of the track and field team before joining the basketball team as a walk-on on Oct. 7.
- Knoxville native was an AAU teammate of current Vols freshman John Fulkerson.
- As a senior in high school, he earned District 4-AA MVP honors in basketball, and he was the bronze medalist in the long jump at the Class A-AA state track & field championships.

SEASON/CAREER HIGHS

Points

Season -
Career 3 vs. Auburn (3/9/16)

Rebounds

Season -
Career 1 vs. Auburn (3/9/16)

Assists

Season -
Career -

Blocks

Season -
Career -

Steals

Season -
Career -

Minutes

Season 3 vs. Presbyterian (12/6/16)
Career 4 vs. Auburn (3/9/16)

Field Goals Made

Season -
Career 1 vs. Auburn (3/9/16)

Field Goals Attempted

Season -
Career 3 vs. Auburn (3/9/16)

3-Pt. Field Goals Made

Season -
Career 1 vs. Auburn (3/9/16)

3-Pt. Field Goals Attempted

Season -
Career 2 vs. Auburn (3/9/16)

Free Throws Made

Season -
Career -

Free Throws Attempted

Season -
Career -

2016-17 GAME-BY-GAME STATS

| OPPONENT | DATE | St | MIN | FG-FGA | PCT | 3FG-FGA | PCT | FT-FTA | PCT | OFF DEF TOT | PF | A | T/O | BLK | STL | PTS |
|----------------------|----------|----|-----|--------|------|---------|-----|--------|-----|-------------|----|---|-----|-----|-----|-----|
| Slippery Rock (exh) | 11/3/16 | 3 | | 1-2 | .500 | 0-0 | - | 0-0 | - | 0 1 1 | 0 | 0 | 0 | 0 | 0 | 2 |
| Chattanooga | 11/11/16 | | | | | | | DNP | | | | | | | | |
| Appalachian State | 11/15/16 | | | | | | | DNP | | | | | | | | |
| vs. Wisconsin | 11/21/16 | | | | | | | DNP | | | | | | | | |
| vs. Oregon | 11/22/16 | | | | | | | DNP | | | | | | | | |
| vs. Chaminade | 11/23/16 | | | | | | | DNP | | | | | | | | |
| Georgia Tech | 12/3/16 | | | | | | | DNP | | | | | | | | |
| Presbyterian | 12/6/16 | 3 | | 0-0 | - | 0-0 | - | 0-0 | - | 0 0 0 | 0 | 0 | 0 | 0 | 0 | 0 |
| at North Carolina | 12/11/16 | | | | | | | DNP | | | | | | | | |
| Tennessee Tech | 12/13/16 | | | | | | | DNP | | | | | | | | |
| Lipscomb | 12/15/16 | | | | | | | DNP | | | | | | | | |
| vs. Gonzaga | 12/18/16 | | | | | | | DNP | | | | | | | | |
| at ETSU | 12/22/16 | | | | | | | DNP | | | | | | | | |
| at Texas A&M | 12/29/16 | | | | | | | DNP | | | | | | | | |
| Arkansas | 1/3/17 | | | | | | | DNP | | | | | | | | |
| at Florida | 1/7/17 | | | | | | | DNP | | | | | | | | |
| South Carolina | 1/11/17 | | | | | | | DNP | | | | | | | | |
| at Vanderbilt | 1/14/17 | | | | | | | DNP | | | | | | | | |
| at Ole Miss | 1/17/17 | | | | | | | DNP | | | | | | | | |
| Mississippi State | 1/21/17 | | | | | | | DNP | | | | | | | | |
| Kentucky | 1/24/17 | | | | | | | DNP | | | | | | | | |
| Kansas State | 1/28/17 | | | | | | | DNP | | | | | | | | |
| at Auburn | 1/31/17 | | | | | | | DNP | | | | | | | | |
| at Mississippi State | 2/4/17 | | | | | | | DNP | | | | | | | | |
| Ole Miss | 2/8/17 | | | | | | | DNP | | | | | | | | |
| Georgia | 2/11/17 | | | | | | | DNP | | | | | | | | |
| at Kentucky | 2/14/17 | | | | | | | DNP | | | | | | | | |
| Missouri | 2/18/17 | | | | | | | DNP | | | | | | | | |
| Vanderbilt | 2/22/17 | | | | | | | DNP | | | | | | | | |
| at South Carolina | 2/25/17 | | | | | | | DNP | | | | | | | | |
| at LSU | 3/1/17 | | | | | | | DNP | | | | | | | | |
| Alabama | 3/4/17 | | | | | | | DNP | | | | | | | | |



CAREER STATS

| | GP-GS | Min | Avg | FG-A | Pct | 3FG-A | Pct | FT-A | Pct | Off-Def-Rebs | Avg | PF-FO | Ast | TO | Blk | Stl | Pts | Avg |
|--------------|------------|-----------|------------|------------|-------------|------------|-------------|------------|-------------|--------------|------------|------------|----------|----------|----------|----------|----------|------------|
| 2015-16 | 4-0 | 8 | 2.0 | 1-3 | .333 | 1-2 | .500 | 0-0 | .000 | 0-1-1 | 0.3 | 1-0 | 0 | 1 | 0 | 0 | 3 | 0.8 |
| 2016-17 | 1-0 | 3 | 3.0 | 0-0 | .000 | 0-0 | .000 | 0-0 | .000 | 0-0-0 | 0.0 | 0-0 | 0 | 0 | 0 | 0 | 0 | 0.0 |
| TOTAL | 5-0 | 11 | 2.2 | 1-3 | .333 | 1-2 | .500 | 0-0 | .000 | 0-1-1 | 0.2 | 1-0 | 0 | 1 | 0 | 0 | 3 | 0.6 |

21 LEW EVANS

SR Forward | 6-7 | 235 | Agricultural Leadership (graduate studies)
Salt Lake City, Utah | Utah State University



SEASON/CAREER HIGHS

Points

Season 9 (2x), last vs. Kansas State (1/28/17)
Career 22 vs. San Diego State (1/2/16)

Rebounds

Season 9 vs. Mississippi State (1/21/17)
Career 14 vs. Utah Valley (11/24/15)

Assists

Season 3 (4x), last vs. Kentucky (1/24/17)
Career 3 (7x), last vs. Kentucky (1/24/17)

Blocks

Season 2 vs. Mississippi State (1/21/17)
Career 2 (2x), last vs. Mississippi State (1/21/17)

Steals

Season 2 vs. Kansas State (1/28/17)
Career 2 (2x), last vs. Kansas State (1/28/17)

Minutes

Season 25 (2x), last vs. Mississippi State (1/21/17)
Career 39 at Charlotte (1/16/14)

Field Goals Made

Season 3 (2x), last vs. Kentucky (1/24/17)
Career 7 at Weber State (11/13/15)

Field Goals Attempted

Season 8 vs. Gonzaga (12/18/16)
Career 12 vs. Tulane (1/9/14)

3-Pt. Field Goals Made

Season 2 (2x), last at Mississippi State (2/4/17)
Career 4 vs. San Diego State (1/2/16)

3-Pt. Field Goals Attempted

Season 5 at Mississippi State (2/4/17)
Career 7 at Charlotte (1/16/14)

Free Throws Made

Season 5 vs. Gonzaga (12/18/16)
Career 10 vs. San Diego State (1/2/16)

Free Throws Attempted

Season 7 vs. Mississippi State (1/21/17)
Career 12 vs. San Diego State (1/2/16)

@LewEvans23


- Owns the team's best plus-minus rating per 40 minutes at +11.69
- Competed on the glass at Mississippi State (2/4), grabbing seven rebounds in 19 minutes
- Made six 3-pointers over a four-game span in late January and early February, including two in back-to-back games against Auburn (1/31) and Mississippi State (2/4)
- Scored eight points and made a season-high two 3-pointers in the win at Auburn (1/31)
- Matched his season-high with nine points against Kansas State (1/28)
- According to Coach Barnes, Evans has a complete grasp of the Tennessee offense and is a calming presence for the point guards in helping them manage pace and situation
- Led the Vols with nine rebounds against Mississippi State (1/21), also chipped in five points in 25 minutes
- Performed well in extended minutes at Vanderbilt (1/14/17), helping fortify the Vols' interior defense
- Made his first UT start against No. 8 Gonzaga (12/18), finishing with eight points and five rebounds in 20 minutes
- Solid performance against Georgia Tech (12/3), scoring seven points (his first points of the season) on a flawless shooting outing while grabbing a season-best six rebounds
- Averaged 8.4 ppg and 5.6 rpg last season at Utah State; received his degree in Business Administration in June
- The first grad transfer Rick Barnes has ever coached and the first Utah native ever to suit up for Tennessee

2016-17 GAME-BY-GAME STATS

| OPPONENT | DATE | St | MIN | FG-FGA | PCT | 3FG-FGA | PCT | FT-FTA | PCT | OFF DEF TOT | PF | A | T/O | BLK | STL | PTS |
|----------------------|----------|----|-----|--------|-------|---------|-------|--------|-------|-------------|----|---|-----|-----|-----|-----|
| Slippery Rock (exh) | 11/3/16 | f | 14 | 0-2 | .000 | 0-1 | .000 | 0-0 | - | 0 3 3 | 0 | 1 | 1 | 2 | 0 | 0 |
| Chattanooga | 11/11/16 | | 1 | 0-0 | - | 0-0 | - | 0-0 | - | 0 0 0 | 1 | 0 | 1 | 0 | 0 | 0 |
| Appalachian State | 11/15/16 | | 9 | 0-1 | .000 | 0-1 | .000 | 0-1 | .000 | 1 1 2 | 2 | 1 | 0 | 0 | 0 | 0 |
| vs. Wisconsin | 11/21/16 | | 3 | 0-1 | .000 | 0-1 | .000 | 0-0 | - | 0 0 0 | 0 | 0 | 0 | 0 | 0 | 0 |
| vs. Oregon | 11/22/16 | | 10 | 0-1 | .000 | 0-1 | .000 | 0-0 | - | 0 0 0 | 0 | 1 | 2 | 0 | 0 | 0 |
| vs. Chaminade | 11/23/16 | | 9 | 0-2 | .000 | 0-2 | .000 | 0-0 | - | 0 1 1 | 0 | 1 | 0 | 0 | 1 | 0 |
| Georgia Tech | 12/3/16 | | 22 | 2-2 | 1.000 | 1-1 | 1.000 | 2-2 | 1.000 | 2 4 6 | 4 | 3 | 2 | 0 | 1 | 7 |
| Presbyterian | 12/6/16 | | 13 | 0-2 | .000 | 0-1 | .000 | 0-0 | - | 0 1 1 | 1 | 1 | 0 | 0 | 1 | 0 |
| at North Carolina | 12/11/16 | | 13 | 1-3 | .333 | 0-1 | .000 | 1-2 | .500 | 1 0 1 | 3 | 0 | 1 | 0 | 0 | 3 |
| Tennessee Tech | 12/13/16 | | 10 | 0-1 | .000 | 0-1 | .000 | 1-2 | .500 | 0 2 2 | 4 | 1 | 1 | 0 | 0 | 1 |
| Lipscomb | 12/15/16 | | 25 | 3-3 | 1.000 | 1-1 | 1.000 | 2-2 | 1.000 | 2 3 5 | 2 | 3 | 0 | 0 | 0 | 9 |
| vs. Gonzaga | 12/18/16 | f | 20 | 1-8 | .125 | 1-4 | .250 | 5-6 | .833 | 2 3 5 | 1 | 0 | 4 | 0 | 0 | 8 |
| at ETSU | 12/22/16 | | 13 | 2-3 | .667 | 0-1 | .000 | 2-2 | 1.000 | 3 1 4 | 3 | 0 | 2 | 0 | 0 | 6 |
| at Texas A&M | 12/29/16 | | 14 | 0-0 | - | 0-0 | - | 3-4 | .7750 | 0 1 1 | 5 | 0 | 0 | 0 | 0 | 3 |
| Arkansas | 1/3/17 | | 17 | 0-3 | .000 | 0-1 | .000 | 2-2 | 1.000 | 0 1 1 | 1 | 2 | 0 | 0 | 0 | 2 |
| at Florida | 1/7/17 | | 2 | 0-0 | - | 0-0 | - | 0-0 | - | 0 0 0 | 1 | 0 | 0 | 0 | 0 | 0 |
| South Carolina | 1/11/17 | | 4 | 1-2 | .500 | 0-0 | - | 0-0 | - | 1 2 3 | 2 | 0 | 0 | 0 | 0 | 2 |
| at Vanderbilt | 1/14/17 | | 16 | 2-4 | .500 | 0-0 | - | 0-0 | - | 0 2 2 | 4 | 0 | 0 | 0 | 0 | 4 |
| at Ole Miss | 1/17/17 | | 13 | 0-1 | .000 | 0-0 | - | 3-4 | .750 | 3 2 5 | 3 | 2 | 0 | 0 | 0 | 3 |
| Mississippi State | 1/21/17 | | 25 | 1-4 | .250 | 0-1 | .000 | 3-7 | .429 | 5 4 9 | 1 | 3 | 0 | 2 | 1 | 5 |
| Kentucky | 1/24/17 | | 23 | 3-4 | .750 | 1-1 | 1.000 | 1-1 | 1.000 | 1 3 4 | 3 | 3 | 3 | 0 | 1 | 8 |
| Kansas State | 1/28/17 | | 19 | 2-7 | .286 | 1-4 | .250 | 4-5 | .800 | 0 5 5 | 2 | 1 | 1 | 1 | 2 | 9 |
| at Auburn | 1/31/17 | | 25 | 2-3 | .667 | 2-2 | 1.000 | 2-4 | .500 | 2 1 3 | 3 | 1 | 3 | 0 | 0 | 8 |
| at Mississippi State | 2/4/17 | | 19 | 2-8 | .250 | 2-5 | .400 | 1-3 | .333 | 2 5 7 | 2 | 1 | 2 | 1 | 0 | 7 |
| Ole Miss | 2/8/17 | | 18 | 1-1 | 1.000 | 0-0 | - | 0-0 | - | 1 3 4 | 4 | 1 | 0 | 0 | 0 | 2 |
| Georgia | 2/11/17 | | 8 | 1-2 | .500 | 0-1 | .000 | 0-0 | - | 1 0 1 | 4 | 0 | 0 | 0 | 0 | 2 |
| at Kentucky | 2/14/17 | | | | | | | | | | | | | | | |
| Missouri | 2/18/17 | | | | | | | | | | | | | | | |
| Vanderbilt | 2/22/17 | | | | | | | | | | | | | | | |
| at South Carolina | 2/25/17 | | | | | | | | | | | | | | | |
| at LSU | 3/1/17 | | | | | | | | | | | | | | | |
| Alabama | 3/4/17 | | | | | | | | | | | | | | | |

PRODUCTION TRACKER

| | Last Season | This Season | Career |
|----------------------------|-------------|-------------|--------|
| Scored 10+ Points | 11 | - | 13 |
| Scored 15+ Points | 5 | - | 5 |
| Scored 20+ Points | 1 | - | 1 |
| Led the Vols in Scoring | - | - | - |
| Had 10+ Rebounds | 4 | - | 6 |
| Led the Vols in Rebounding | - | 1 | 1 |
| Had a Double-Double | 3 | - | 4 |
| Made Multiple 3-Pointers | 6 | 2 | 15 |
| Had Multiple Steals | - | 1 | 2 |
| Drew Multiple Charges | N/A | - | N/A |



CAREER STATS

| | GP-GS | Min | Avg | FG-A | Pct | 3FG-A | Pct | FT-A | Pct | Off-Def-Rebs | Avg | PF-FO | Ast | TO | Blk | Stl | Pts | Avg |
|--------------|--------------|-------------|-------------|----------------|-------------|---------------|-------------|----------------|-------------|--------------|------------|--------------|-----------|------------|-----------|-----------|------------|------------|
| 2013-14* | 34-22 | 699 | 20.6 | 63-183 | .344 | 29-112 | .259 | 25-43 | .581 | 140 | 4.1 | 112-4 | 21 | 38 | 5 | 11 | 180 | 5.3 |
| 2014-15* | | | | | | | | | | REDSHIRT | | | | | | | | |
| 2015-16* | 30-16 | 642 | 21.4 | 77-187 | .412 | 26-73 | .356 | 72-101 | .713 | 169 | 5.6 | 78-1 | 27 | 53 | 5 | 11 | 252 | 8.4 |
| 2016-17 | 25-1 | 351 | 14.0 | 24-66 | .364 | 9-30 | .300 | 32-47 | .681 | 27-45-72 | 2.9 | 57-1 | 25 | 22 | 4 | 7 | 89 | 3.6 |
| TOTAL | 89-39 | 1692 | 19.0 | 164-436 | .376 | 64-215 | .298 | 128-191 | .670 | 381 | 4.3 | 247-6 | 73 | 113 | 14 | 29 | 521 | 5.9 |

*at Tulsa *at Utah State

10 JOHN FULKERSON

FR Forward | 6-7 | 203 | Business Administration
Kingsport, Tenn. | The Christ School (N.C.)



@fulkerson_john

- Left the Lipscomb game (12/15) with a dislocated right elbow; timetable for return was set at six weeks (underwent surgery Dec. 21).
- Was quickly becoming a fan-favorite thanks to his high motor and knack for making plays above the rim
- Perfect from the field (4-for-4) at #7 North Carolina (12/11)
- Tennessee's leading rebounder through nine games (5.1 rpg)
- Scored 12 points and pulled in a team-high eight rebounds against Georgia Tech (12/3)
- Turned in an impressive performance against No. 13 Oregon (11/22), logging his first career double-double with 12 points, a game-high 10 rebounds, five blocks, two steals and two assists in 37 minutes of work
- He is the first Tennessee freshman to record a double-double since Jarnell Stokes in 2012
- Stole the show in UT's exhibition vs. Slippery Rock (11/3), going 5-for-5 with five dunks en route to a final stat line of 10 points, three rebounds, one block and a pair of steals in just 13 minutes off the bench
- Blocked 113 shots as a senior at The Christ School, breaking current New York Knicks forward Marshall Plumlee's single-season school record
- His hometown of Kingsport, Tennessee, is just 100 miles northeast of Knoxville

SEASON/CAREER HIGHS

Points

Season 12 (2x), last vs. Georgia Tech (12/3/16)
Career Same

Rebounds

Season 10 vs. Oregon (11/22/16)
Career Same

Assists

Season 2 (3x), last vs. Presbyterian (12/6/16)
Career Same

Blocks

Season 5 vs. Oregon (11/22/16)
Career Same

Steals

Season 2 (4x), last at North Carolina (12/11/16)
Career Same

Minutes

Season 37 vs. Oregon (11/22/16)
Career Same

Field Goals Made

Season 5 vs. Georgia Tech (12/3/16)
Career Same

Field Goals Attempted

Season 9 vs. Georgia Tech (12/3/16)
Career Same

3-Pt. Field Goals Made

Season -
Career -

3-Pt. Field Goals Attempted

Season -
Career -

Free Throws Made

Season 8 vs. Oregon (11/22/16)
Career Same

Free Throws Attempted

Season 12 vs. Oregon (11/22/16)
Career Same

2016-17 GAME-BY-GAME STATS

| OPPONENT | DATE | St | MIN | FG-FGA | PCT | 3FG-FGA | PCT | FT-FTA | PCT | OFF DEF TOT | PF | A | T/O | BLK | STL | PTS |
|----------------------|----------|----|-----|--------|-------|---------|-----|--------|-------|-------------|----|---|-----|-----|-----|-----|
| Slippery Rock (exh) | 11/3/16 | | 13 | 5-5 | 1.000 | 0-0 | - | 0-2 | .000 | 1 2 3 | 2 | 0 | 2 | 1 | 2 | 10 |
| Chattanooga | 11/11/16 | | 8 | 0-0 | - | 0-0 | - | 0-2 | .000 | 0 2 2 | 1 | 0 | 1 | 0 | 0 | 0 |
| Appalachian State | 11/15/16 | | 7 | 1-1 | 1.000 | 0-0 | - | 2-2 | 1.000 | 2 1 3 | 4 | 1 | 0 | 0 | 2 | 4 |
| vs. Wisconsin | 11/21/16 | | 5 | 0-0 | - | 0-0 | - | 0-0 | - | 0 2 2 | 2 | 1 | 2 | 0 | 0 | 0 |
| vs. Oregon | 11/22/16 | | 37 | 2-7 | .286 | 0-0 | - | 8-12 | .667 | 5 5 10 | 4 | 2 | 1 | 5 | 2 | 12 |
| vs. Chaminade | 11/23/16 | f | 18 | 4-6 | .667 | 0-0 | - | 0-0 | - | 1 7 8 | 2 | 2 | 1 | 2 | 2 | 8 |
| Georgia Tech | 12/3/16 | f | 24 | 5-9 | .556 | 0-0 | - | 2-3 | .667 | 3 5 8 | 2 | 1 | 0 | 1 | 1 | 12 |
| Presbyterian | 12/6/16 | f | 17 | 1-3 | .333 | 0-0 | - | 0-0 | - | 1 3 4 | 2 | 2 | 1 | 0 | 1 | 2 |
| at North Carolina | 12/11/16 | f | 24 | 4-4 | 1.000 | 0-0 | - | 0-0 | - | 0 4 4 | 3 | 1 | 2 | 1 | 2 | 8 |
| Tennessee Tech | 12/13/16 | f | 16 | 0-0 | - | 0-0 | - | 1-1 | 1.000 | 2 3 5 | 3 | 1 | 1 | 0 | 1 | 1 |
| Lipscomb | 12/15/16 | f | 4 | 0-0 | - | 0-0 | - | 0-0 | - | 0 0 0 | 0 | 0 | 0 | 0 | 0 | 0 |
| vs. Gonzaga | 12/18/16 | | | | | | | | | | | | | | | INJ |
| at ETSU | 12/22/16 | | | | | | | | | | | | | | | INJ |
| at Texas A&M | 12/29/16 | | | | | | | | | | | | | | | INJ |
| Arkansas | 1/3/17 | | | | | | | | | | | | | | | INJ |
| at Florida | 1/7/17 | | | | | | | | | | | | | | | INJ |
| South Carolina | 1/11/17 | | | | | | | | | | | | | | | INJ |
| at Vanderbilt | 1/14/17 | | | | | | | | | | | | | | | INJ |
| at Ole Miss | 1/17/17 | | | | | | | | | | | | | | | INJ |
| Mississippi State | 1/21/17 | | | | | | | | | | | | | | | INJ |
| Kentucky | 1/24/17 | | | | | | | | | | | | | | | INJ |
| Kansas State | 1/28/17 | | | | | | | | | | | | | | | INJ |
| at Auburn | 1/31/17 | | | | | | | | | | | | | | | INJ |
| at Mississippi State | 2/4/17 | | | | | | | | | | | | | | | INJ |
| Ole Miss | 2/8/17 | | | | | | | | | | | | | | | INJ |
| Georgia | 2/11/17 | | | | | | | | | | | | | | | INJ |
| at Kentucky | 2/14/17 | | | | | | | | | | | | | | | INJ |
| Missouri | 2/18/17 | | | | | | | | | | | | | | | INJ |
| Vanderbilt | 2/22/17 | | | | | | | | | | | | | | | INJ |
| at South Carolina | 2/25/17 | | | | | | | | | | | | | | | INJ |
| at LSU | 3/1/17 | | | | | | | | | | | | | | | INJ |
| Alabama | 3/4/17 | | | | | | | | | | | | | | | INJ |

PRODUCTION TRACKER

| | This Season |
|--------------------------------|-------------|
| Scored 5+ Points | 4 |
| Scored 10+ Points | 2 |
| Led the Vols in Scoring | - |
| Had 5+ Rebounds | 4 |
| Had 10+ Rebounds | 1 |
| Led the Vols in Rebounds | 3 |
| Had Multiple Assists | 3 |
| Had Multiple Steals | 4 |
| Had Multiple Blocks | 2 |
| Led the Vols in Blocks | 2 |
| Had a Positive Assist/TO Ratio | 5 |
| Had Multiple Dunks | - |



CAREER STATS

| | GP-GS | Min | Avg | FG-A | Pct | 3FG-A | Pct | FT-A | Pct | Off-Def-Rebs | Avg | PF-FO | Ast | TO | Blk | Stl | Pts | Avg |
|--------------|-------------|------------|-------------|--------------|-------------|------------|-------------|--------------|-------------|-----------------|------------|-------------|-----------|----------|----------|-----------|-----------|------------|
| 2016-17 | 10-6 | 160 | 16.0 | 17-30 | .567 | 0-0 | .000 | 13-20 | .650 | 14-32-46 | 4.6 | 23-0 | 10 | 8 | 9 | 11 | 47 | 4.7 |
| TOTAL | 10-6 | 160 | 16.0 | 17-30 | .567 | 0-0 | .000 | 13-20 | .650 | 14-32-46 | 4.6 | 23-0 | 10 | 8 | 9 | 11 | 47 | 4.7 |

3 ROBERT HUBBS III | SR Guard | 6-5 | 207 | Communication Studies Newbern, Tenn. | Dyer County HS



@datkiddRobert

- Team's leading scorer (14.3 ppg) and second-leading rebounder (5.0 rpg)—both are career-highs
- Is only 34 points shy of becoming the 48th Vol ever to reach the 1,000-career-points milestone
- Helped lead Tennessee's late surge against Ole Miss (2/8), scoring 10 of his team-high 18 in the second half and delivering a key hustle play when he chased down an offensive rebound and, while falling out of bounds, fired a no-look pass to Grant Williams for the game-tying layup with 2:52 to play
- Delivered a signature performance to lead UT past No. 4 Kentucky (1/24): 25 points, seven rebounds
- Ranks fourth in the SEC in FG percentage (.500); only player shorter than 6-9 ranked inside the top five
- Recorded his fifth 20-point performance of the season vs. Arkansas (1/3/17), posting 21 points and seven rebounds
- First career double-double vs. Lipscomb (12/15): 22 points and a game-high 10 rebounds
- Guided UT to a victory over Tennessee Tech (12/13), scoring a game-high 25 points and grabbing seven rebounds
- Posted a game-high 21 points at #7 North Carolina (12/11), scoring 15 points on 7-of-7 shooting in the first half
- Monster performance in the Maui Invitational finale vs. Chaminade (11/23): 28 points, five rebounds, four steals
- The team's lone four-year senior and one of only three upperclassmen on the roster, he has stepped up as more of a vocal leader on this year's team
- A top-25 national prospect, he is the all-time leading scorer at Dyer County High School (2,464 points)

SEASON/CAREER HIGHS

Points

Season 28 vs. Chaminade (11/23/16)
Career Same

Rebounds

Season 10 vs. Lipscomb (12/15/16)
Career Same

Assists

Season 5 at Auburn (1/31/17)
Career 5 (2x), last at Auburn (1/31/17)

Blocks

Season 1 (6x), last at Ole Miss (1/17/17)
Career 2 vs. NC State (12/18/13)

Steals

Season 4 vs. Chaminade (11/23/16)
Career Same

Minutes

Season 37 at Florida (1/7/17)
Career Same

Field Goals Made

Season 10 (2x), last vs. Tennessee Tech (12/13/16)
Career Same

Field Goals Attempted

Season 19 vs. Chaminade (11/23/16)
Career Same

3-Pt. Field Goals Made

Season 1 (3x), last vs. Mississippi State (1/21/17)
Career 3 twice, last vs. Vanderbilt (3/12/15)

3-Pt. Field Goals Attempted

Season 2 (3x), last vs. Gonzaga (12/18/16)
Career 7 vs. Vanderbilt (3/12/15)

Free Throws Made

Season 8 vs. Ole Miss (2/8/17)
Career 8 (2x), last vs. Ole Miss (2/8/17)

Free Throws Attempted

Season 10 (2x), last vs. Ole Miss (2/8/17)
Career Same

2016-17 GAME-BY-GAME STATS

| OPPONENT | DATE | St | MIN | FG-FGA | PCT | 3FG-FGA | PCT | FT-FTA | PCT | OFF DEF TOT | PF | A | T/O | BLK | STL | PTS |
|----------------------|----------|----|-----|--------|------|---------|-------|--------|-------|-------------|-----|---|-----|-----|-----|-----|
| Slippery Rock (exh) | 11/3/16 | g | 11 | 3-4 | .750 | 0-0 | - | 8-8 | 1.000 | 2 0 2 | 0 0 | 1 | 0 | 0 | 0 | 14 |
| Chattanooga | 11/11/16 | g | 32 | 4-13 | .308 | 0-1 | .000 | 3-4 | .750 | 3 4 7 | 1 2 | 1 | 0 | 0 | 0 | 11 |
| Appalachian State | 11/15/16 | f | 27 | 6-8 | .750 | 0-1 | .000 | 4-4 | 1.000 | 0 1 1 | 2 3 | 4 | 0 | 0 | 0 | 16 |
| vs. Wisconsin | 11/21/16 | g | 31 | 6-11 | .545 | 0-1 | .000 | 0-0 | - | 0 2 2 | 4 1 | 2 | 0 | 1 | 12 | |
| vs. Oregon | 11/22/16 | g | 36 | 3-7 | .429 | 0-2 | .000 | 0-0 | - | 1 7 8 | 4 0 | 5 | 0 | 0 | 6 | |
| vs. Chaminade | 11/23/16 | g | 31 | 10-19 | .526 | 1-2 | .500 | 7-7 | 1.000 | 4 1 5 | 3 3 | 0 | 1 | 4 | 28 | |
| Georgia Tech | 12/3/16 | g | 25 | 3-7 | .429 | 0-0 | .000 | 4-4 | 1.000 | 1 2 3 | 4 0 | 1 | 0 | 2 | 10 | |
| Presbyterian | 12/6/16 | g | 24 | 5-10 | .500 | 0-1 | .000 | 4-4 | 1.000 | 1 1 2 | 1 1 | 1 | 0 | 1 | 14 | |
| at North Carolina | 12/11/16 | g | 33 | 9-11 | .818 | 0-0 | - | 3-3 | 1.000 | 4 2 6 | 1 1 | 1 | 1 | 1 | 21 | |
| Tennessee Tech | 12/13/16 | g | 31 | 10-17 | .589 | 0-1 | .000 | 5-5 | 1.000 | 3 4 7 | 2 1 | 2 | 1 | 0 | 25 | |
| Lipscomb | 12/15/16 | g | 36 | 9-14 | .643 | 0-0 | - | 4-5 | .800 | 1 9 10 | 0 1 | 3 | 0 | 1 | 22 | |
| vs. Gonzaga | 12/18/16 | g | 31 | 4-10 | .400 | 1-2 | .500 | 1-3 | .333 | 1 0 1 | 3 1 | 1 | 0 | 0 | 10 | |
| at ETSU | 12/22/16 | g | 32 | 3-9 | .333 | 0-0 | - | 5-6 | .833 | 0 5 5 | 1 2 | 2 | 2 | 1 | 11 | |
| at Texas A&M | 12/29/16 | g | 29 | 3-10 | .300 | 0-2 | .000 | 0-0 | .000 | 2 1 3 | 0 2 | 1 | 0 | 1 | 6 | |
| Arkansas | 1/3/17 | g | 29 | 9-14 | .643 | 0-0 | - | 3-4 | .750 | 2 5 7 | 4 2 | 2 | 0 | 2 | 21 | |
| at Florida | 1/7/17 | g | 37 | 4-11 | .364 | 0-2 | .000 | 0-0 | - | 1 3 4 | 2 2 | 3 | 0 | 1 | 8 | |
| South Carolina | 1/11/17 | g | 35 | 4-11 | .364 | 0-2 | .000 | 4-4 | 1.000 | 2 5 7 | 1 2 | 1 | 1 | 1 | 12 | |
| at Vanderbilt | 1/14/17 | g | 35 | 6-12 | .500 | 0-1 | .000 | 0-2 | .000 | 1 2 3 | 0 2 | 1 | 0 | 0 | 12 | |
| at Ole Miss | 1/17/17 | g | 35 | 7-15 | .467 | 0-1 | .000 | 1-2 | .500 | 2 5 7 | 1 3 | 2 | 1 | 0 | 15 | |
| Mississippi State | 1/21/17 | g | 33 | 8-11 | .727 | 1-1 | 1.000 | 2-2 | 1.000 | 2 3 5 | 4 3 | 0 | 0 | 1 | 19 | |
| Kentucky | 1/24/17 | g | 36 | 9-14 | .643 | 0-0 | - | 7-10 | .700 | 1 6 7 | 2 2 | 2 | 0 | 0 | 25 | |
| Kansas State | 1/28/17 | g | 31 | 5-10 | .500 | 0-0 | - | 0-0 | - | 1 6 7 | 3 1 | 1 | 0 | 1 | 10 | |
| at Auburn | 1/31/17 | g | 24 | 2-12 | .167 | 0-0 | - | 7-8 | .875 | 2 7 9 | 1 5 | 2 | 0 | 0 | 11 | |
| at Mississippi State | 2/4/17 | g | 32 | 2-7 | .286 | 0-1 | .000 | 0-0 | .000 | 1 4 5 | 1 3 | 2 | 0 | 0 | 4 | |
| Ole Miss | 2/8/17 | g | 36 | 5-9 | .556 | 0-0 | - | 8-10 | .800 | 1 1 2 | 2 4 | 0 | 0 | 1 | 18 | |
| Georgia | 2/11/17 | g | 34 | 3-13 | .231 | 0-1 | .000 | 4-4 | 1.000 | 1 2 3 | 0 2 | 1 | 0 | 1 | 10 | |
| at Kentucky | 2/14/17 | | | | | | | | | | | | | | | |
| Missouri | 2/18/17 | | | | | | | | | | | | | | | |
| Vanderbilt | 2/22/17 | | | | | | | | | | | | | | | |
| at South Carolina | 2/25/17 | | | | | | | | | | | | | | | |
| at LSU | 3/1/17 | | | | | | | | | | | | | | | |
| Alabama | 3/4/17 | | | | | | | | | | | | | | | |

PRODUCTION TRACKER

| | Last Season | This Season | Career |
|-----------------------------------|-------------|-------------|--------|
| Scored 5+ Points | 22 | 24 | 72 |
| Scored 10+ Points | 19 | 21 | 48 |
| Scored 15+ Points | 6 | 10 | 20 |
| Led the Vols in Scoring | 3 | 9 | 13 |
| Led the Vols in 3-Pointers (Made) | - | - | 11 |
| Made Multiple 3-Pointers | - | - | 10 |
| Led the Vols in Steals | 4 | 6 | 11 |
| Had 5+ Rebounds | 12 | 15 | 32 |
| Had Multiple Assists | 12 | 16 | 37 |
| Had Multiple Steals | 2 | 4 | 9 |
| Had Multiple Blocks | - | - | 1 |



CAREER STATS

| | GP-GS | Min | Avg | FG-A | Pct | 3FG-A | Pct | FT-A | Pct | Off-Def-Rebs | Avg | PF-FO | Ast | TO | Blk | Stl | Pts | Avg |
|--------------|--------------|-------------|-------------|----------------|-------------|---------------|-------------|----------------|-------------|--------------------|------------|--------------|------------|-----------|-----------|-----------|------------|------------|
| 2013-14 | 12-0 | 219 | 18.3 | 23-75 | .307 | 9-32 | .281 | 5-8 | .625 | 9-9-18 | 1.5 | 17-0 | 8 | 7 | 4 | 2 | 60 | 5.0 |
| 2014-15 | 32-20 | 795 | 24.8 | 88-215 | .409 | 31-93 | .333 | 24-33 | .727 | 36-57-93 | 2.9 | 48-0 | 28 | 26 | 4 | 16 | 231 | 7.2 |
| 2015-16 | 30-16 | 801 | 26.7 | 128-283 | .452 | 11-46 | .239 | 51-69 | .739 | 47-70-117 | 3.9 | 47-1 | 38 | 22 | 1 | 13 | 318 | 10.6 |
| 2016-17 | 25-25 | 800 | 32.0 | 139-285 | .488 | 3-22 | .136 | 76-91 | .835 | 38-88-126 | 5.0 | 47-0 | 49 | 41 | 7 | 20 | 357 | 14.3 |
| TOTAL | 99-61 | 2615 | 26.4 | 378-858 | .441 | 54-193 | .280 | 156-201 | .776 | 130-224-354 | 3.6 | 159-1 | 123 | 96 | 16 | 51 | 966 | 9.8 |

13 JALEN JOHNSON

FR Guard | 6-5 | 177 | Recreation and Sport Management
Durham, N.C. | Wesleyan Christian Academy



@The_Jalen_

- Head coach Rick Barnes announce on Nov. 15, 2016, that Johnson will redshirt the 2016-17 season.
- Accurate shooter along the perimeter who also boasts elite athleticism and jumping ability.
- Has demonstrated a knack for using his length and leaping ability to close out on shooters and block perimeter shots.
- One of two left-handers on the team (along with fellow freshman John Fulkerson).
- The staff has praised his coachability and willingness to embrace mechanical adjustments to his shot during the summer and preseason.
- Both his parents were Division I track athletes (mother, Nikki Berry, at UNC; father, Brian Johnson, at ECU).
- Was a high school teammate of fellow Vols freshman Kwe Parker at Wesleyan Christian Academy.
- One of three North Carolina natives on this year's team.

SEASON/CAREER HIGHS

Points

Season -
Career -

Rebounds

Season -
Career -

Assists

Season -
Career -

Blocks

Season -
Career -

Steals

Season -
Career -

Minutes

Season -
Career -

Field Goals Made

Season -
Career -

Field Goals Attempted

Season -
Career -

3-Pt. Field Goals Made

Season -
Career -

3-Pt. Field Goals Attempted

Season -
Career -

Free Throws Made

Season -
Career -

Free Throws Attempted

Season -
Career -

2016-17 GAME-BY-GAME STATS

| OPPONENT | DATE | St | MIN | FG-FGA | PCT | 3FG-FGA | PCT | FT-FTA | PCT | OFF DEF TOT | PF | A | T/O | BLK | STL | PTS |
|----------------------|----------|----|-----|--------|------|---------|------|--------|------|-------------|----|---|-----|-----|-----|-----|
| Slippery Rock (exh) | 11/3/16 | | 8 | 0-1 | .000 | 0-1 | .000 | 0-1 | .000 | 0 1 1 | 0 | 0 | 1 | 0 | 0 | 0 |
| Chattanooga | 11/11/16 | | | | | | | | | | | | | | | |
| Appalachian State | 11/15/16 | | | | | | | | | | | | | | | |
| vs. Wisconsin | 11/21/16 | | | | | | | | | | | | | | | |
| vs. Oregon | 11/22/16 | | | | | | | | | | | | | | | |
| vs. Chaminade | 11/23/16 | | | | | | | | | | | | | | | |
| Georgia Tech | 12/3/16 | | | | | | | | | | | | | | | |
| Presbyterian | 12/6/16 | | | | | | | | | | | | | | | |
| at North Carolina | 12/11/16 | | | | | | | | | | | | | | | |
| Tennessee Tech | 12/13/16 | | | | | | | | | | | | | | | |
| Lipscomb | 12/15/16 | | | | | | | | | | | | | | | |
| vs. Gonzaga | 12/18/16 | | | | | | | | | | | | | | | |
| at ETSU | 12/22/16 | | | | | | | | | | | | | | | |
| at Texas A&M | 12/29/16 | | | | | | | | | | | | | | | |
| Arkansas | 1/3/17 | | | | | | | | | | | | | | | |
| at Florida | 1/7/17 | | | | | | | | | | | | | | | |
| South Carolina | 1/11/17 | | | | | | | | | | | | | | | |
| at Vanderbilt | 1/14/17 | | | | | | | | | | | | | | | |
| at Ole Miss | 1/17/17 | | | | | | | | | | | | | | | |
| Mississippi State | 1/21/17 | | | | | | | | | | | | | | | |
| Kentucky | 1/24/17 | | | | | | | | | | | | | | | |
| Kansas State | 1/28/17 | | | | | | | | | | | | | | | |
| at Auburn | 1/31/17 | | | | | | | | | | | | | | | |
| at Mississippi State | 2/4/17 | | | | | | | | | | | | | | | |
| Ole Miss | 2/8/17 | | | | | | | | | | | | | | | |
| Georgia | 2/11/17 | | | | | | | | | | | | | | | |
| at Kentucky | 2/14/17 | | | | | | | | | | | | | | | |
| Missouri | 2/18/17 | | | | | | | | | | | | | | | |
| Vanderbilt | 2/22/17 | | | | | | | | | | | | | | | |
| at South Carolina | 2/25/17 | | | | | | | | | | | | | | | |
| at LSU | 3/1/17 | | | | | | | | | | | | | | | |
| Alabama | 3/4/17 | | | | | | | | | | | | | | | |

PRODUCTION TRACKER



CAREER STATS

| | GP-GS | Min | Avg | FG-A | Pct | 3FG-A | Pct | FT-A | Pct | Off-Def-Rebs | Avg | PF-FO | Ast | TO | Blk | Stl | Pts | Avg |
|--------------|------------|----------|------------|------------|-------------|------------|-------------|------------|-------------|--------------|------------|------------|----------|----------|----------|----------|----------|------------|
| 2016-17 | 0-0 | 0 | 0.0 | 0-0 | .000 | 0-0 | .000 | 0-0 | .000 | 0-0-0 | 0.0 | 0-0 | 0 | 0 | 0 | 0 | 0 | 0.0 |
| TOTAL | 0-0 | 0 | 0.0 | 0-0 | .000 | 0-0 | .000 | 0-0 | .000 | 0-0-0 | 0.0 | 0-0 | 0 | 0 | 0 | 0 | 0 | 0.0 |

12 KWE PARKER

FR Guard | 6-0 | 181 | Journalism and Electronic Media
Fayetteville, N.C. | Wesleyan Christian Academy



@iJump_tooMuch

First name pronounced: KWAY

- Got his first basket in seven appearances at Auburn (1/31), finishing with two points in eight minutes
- Scored four points in 16 minutes vs. Arkansas (1/3)
- Played a season-best 18 minutes at ETSU (12/22), handing out a team-high four assists and scoring five points
- Scored his first collegiate points against No. 13 Oregon (11/22) at the Maui Invitational, going 2-for-2 from the field and adding two assists in 13 minutes of action
- Made his collegiate debut against No. 16 Wisconsin (11/21) in Maui, playing six minutes off the bench
- Missed each of the season's first two games with a sore left ankle
- The most defensive-minded point guard on UT's roster; has pass-first mentality but can shoot it well
- His 45-inch vertical jump and explosive slam dunks made him a YouTube hoops sensation as a recruit
- Was a high school teammate of fellow Vols freshman Jalen Johnson at Wesleyan Christian Academy
- One of three North Carolina natives on this year's team

SEASON/CAREER HIGHS

Points

Season 5 at ETSU (12/22/16)
Career Same

Rebounds

Season 3 vs. Gonzaga (12/18/16)
Career Same

Assists

Season 4 (2x), last at ETSU (12/22/16)
Career Same

Blocks

Season 1 (2x), last at ETSU (12/22/16)
Career Same

Steals

Season 2 vs. Oregon (11/22/16)
Career Same

Minutes

Season 18 at ETSU (12/22/16)
Career Same

Field Goals Made

Season 2 (3x), last vs. Arkansas (1/3/17)
Career Same

Field Goals Attempted

Season 7 vs. Arkansas (1/3/17)
Career Same

3-Pt. Field Goals Made

Season 1 (2x), last at ETSU (12/22/16)
Career Same

3-Pt. Field Goals Attempted

Season 3 vs. Arkansas (1/3/17)
Career Same

Free Throws Made

Season 1 vs. Lipscomb (12/15/16)
Career Same

Free Throws Attempted

Season 3 vs. Lipscomb (12/15/16)
Career Same

2016-17 GAME-BY-GAME STATS

| OPPONENT | DATE | St | MIN | FG-FGA | PCT | 3FG-FGA | PCT | FT-FTA | PCT | OFF DEF TOT | PF | A | T/O | BLK | STL | PTS |
|----------------------|----------|----|-----|--------|-----|---------|-----|--------|-------|-------------|-----|-----|-----|-----|-----|-----|
| Slippery Rock (exh) | 11/3/16 | 12 | 1-5 | .200 | 0-3 | .000 | 0-0 | - | 1 1 2 | 1 4 | 1 0 | 3 2 | | | | |
| Chattanooga | 11/11/16 | | | | | | | INJ | | | | | | | | |
| Appalachian State | 11/15/16 | | | | | | | INJ | | | | | | | | |
| vs. Wisconsin | 11/21/16 | 6 | 0-0 | - | 0-0 | - | 0-0 | - | 0 0 0 | 2 1 | 2 0 | 0 0 | | | | |
| vs. Oregon | 11/22/16 | 13 | 2-2 | 1.000 | 0-0 | - | 0-0 | - | 1 1 2 | 2 2 | 2 1 | 1 2 | 4 | | | |
| vs. Chaminade | 11/23/16 | 15 | 1-3 | .333 | 1-1 | 1.000 | 0-0 | - | 0 1 1 | 0 0 | 4 0 | 0 0 | | | | 3 |
| Georgia Tech | 12/3/16 | 8 | 0-0 | - | 0-0 | - | 0-0 | - | 0 0 0 | 2 0 | 2 0 | 1 0 | | | | 0 |
| Presbyterian | 12/6/16 | 7 | 0-1 | .000 | 0-1 | .000 | 0-0 | - | 0 1 1 | 2 0 | 0 0 | 0 0 | | | | 0 |
| at North Carolina | 12/11/16 | | | | | | | DNP | | | | | | | | |
| Tennessee Tech | 12/13/16 | 5 | 0-1 | .000 | 0-0 | - | 0-0 | - | 0 0 0 | 0 1 | 0 0 | 0 0 | | | | 0 |
| Lipscomb | 12/15/16 | 12 | 0-0 | - | 0-0 | - | 1-3 | .333 | 0 3 3 | 3 1 | 0 0 | 0 0 | | | | 1 |
| vs. Gonzaga | 12/18/16 | 15 | 1-3 | .333 | 0-1 | .000 | 0-1 | .000 | 2 1 3 | 4 4 | 0 0 | 1 2 | | | | 2 |
| at ETSU | 12/22/16 | 18 | 2-4 | .500 | 1-2 | .500 | 0-2 | .000 | 1 0 1 | 2 4 | 1 1 | 1 5 | | | | 5 |
| at Texas A&M | 12/29/16 | 11 | 0-2 | .000 | 0-2 | .000 | 0-0 | - | 0 1 1 | 1 1 | 0 0 | 0 0 | | | | 0 |
| Arkansas | 1/3/17 | 16 | 2-7 | .286 | 0-3 | .000 | 0-0 | - | 0 0 0 | 0 2 | 0 0 | 1 4 | | | | 4 |
| at Florida | 1/7/17 | 3 | 0-0 | - | 0-0 | - | 0-0 | - | 0 1 1 | 1 0 | 2 0 | 0 0 | | | | 0 |
| South Carolina | 1/11/17 | 4 | 0-0 | - | 0-0 | - | 0-0 | - | 0 2 2 | 1 1 | 2 0 | 0 0 | | | | 0 |
| at Vanderbilt | 1/14/17 | 2 | 0-0 | - | 0-0 | - | 0-0 | - | 0 0 0 | 0 0 | 0 0 | 0 0 | | | | 0 |
| at Ole Miss | 1/17/17 | 6 | 0-0 | - | 0-0 | - | 0-0 | - | 0 0 0 | 2 0 | 1 0 | 0 0 | | | | 0 |
| Mississippi State | 1/21/17 | 7 | 0-1 | .000 | 0-0 | - | 0-0 | - | 0 0 0 | 0 1 | 0 0 | 0 0 | | | | 0 |
| Kentucky | 1/24/17 | 3 | 0-0 | - | 0-0 | - | 0-0 | - | 0 0 0 | 0 1 | 0 0 | 0 0 | | | | 0 |
| Kansas State | 1/28/17 | | | | | | | DNP | | | | | | | | |
| at Auburn | 1/31/17 | 8 | 1-2 | .500 | 0-0 | - | 0-0 | - | 0 0 0 | 0 0 | 1 0 | 0 0 | | | | 2 |
| at Mississippi State | 2/4/17 | 5 | 0-1 | .000 | 0-1 | .000 | 0-2 | .000 | 0 1 1 | 0 0 | 0 0 | 0 0 | | | | 0 |
| Ole Miss | 2/8/17 | 2 | 0-0 | - | 0-0 | - | 0-0 | - | 0 0 0 | 0 0 | 0 0 | 0 0 | | | | 0 |
| Georgia | 2/11/17 | | | | | | | DNP | | | | | | | | |
| at Kentucky | 2/14/17 | | | | | | | | | | | | | | | |
| Missouri | 2/18/17 | | | | | | | | | | | | | | | |
| Vanderbilt | 2/22/17 | | | | | | | | | | | | | | | |
| at South Carolina | 2/25/17 | | | | | | | | | | | | | | | |
| at LSU | 3/1/17 | | | | | | | | | | | | | | | |
| Alabama | 3/4/17 | | | | | | | | | | | | | | | |

PRODUCTION TRACKER

| | This Season |
|--------------------------------|-------------|
| Scored 5+ Points | 1 |
| Scored 10+ Points | - |
| Had Multiple Assists | 4 |
| Led the Vols in Assists | 3 |
| Had Multiple Steals | 1 |
| Had 3+ Steals | - |
| Led the Vols in Steals | 1 |
| Made Multiple 3-Pointers | - |
| Had a Positive Assist/TO Ratio | 9 |
| Had Multiple Dunks | - |



CAREER STATS

| | GP-GS | Min | Avg | FG-A | Pct | 3FG-A | Pct | FT-A | Pct | Off-Def-Rebs | Avg | PF-FO | Ast | TO | Blk | Stl | Pts | Avg |
|--------------|-------------|------------|------------|-------------|-------------|-------------|-------------|------------|-------------|----------------|------------|-------------|-----------|-----------|----------|----------|-----------|------------|
| 2016-17 | 20-0 | 166 | 8.3 | 9-27 | .333 | 2-11 | .182 | 1-8 | .125 | 4-12-16 | 0.8 | 22-0 | 19 | 17 | 2 | 6 | 21 | 1.1 |
| TOTAL | 20-0 | 166 | 8.3 | 9-27 | .333 | 2-11 | .182 | 1-8 | .125 | 4-12-16 | 0.8 | 22-0 | 19 | 17 | 2 | 6 | 21 | 1.1 |

25 SHEMBARI PHILLIPS

SO Guard | 6-3 | 192 | Sociology/Criminal Justice
Atlanta, Ga. | Wheeler HS



SEASON/CAREER HIGHS

Points

Season 16 vs. Wisconsin (11/21/16)
Career 23 at Vanderbilt (3/1/16)

Rebounds

Season 7 vs. Arkansas (1/3/17)
Career 7 (2x), last vs. Arkansas (1/3/17)

Assists

Season 7 vs. Georgia Tech (12/3/16)
Career Same

Blocks

Season 1 (2x), last at Texas A&M (12/29/16)
Career 1 (7x), last at Texas A&M (12/29/16)

Steals

Season 2 (3x), last vs. Kentucky (1/24/17)
Career Same

Minutes

Season 30 vs. Georgia Tech (12/3/16)
Career 38 vs. LSU (2/20/16)

Field Goals Made

Season 5 vs. Wisconsin (11/21/16)
Career 8 at Vanderbilt (3/1/16)

Field Goals Attempted

Season 9 vs. Wisconsin (11/21/16)
Career 17 at Vanderbilt (3/1/16)

3-Pt. Field Goals Made

Season 3 vs. Wisconsin (11/21/16)
Career 4 at Vanderbilt (3/1/16)

3-Pt. Field Goals Attempted

Season 4 vs. Wisconsin (11/21/16)
Career 7 at South Carolina (2/24/16)

Free Throws Made

Season 6 vs. Chattanooga (11/11/16)
Career 9 vs. Texas A&M (1/9/16)

Free Throws Attempted

Season 6 vs. Chattanooga (11/11/16)
Career 10 vs. Texas A&M (1/9/16)

@IDunkOnU23

First name pronounced: shem-BAR-ee

- Riding a streak of more than 68 minutes played without a turnover, spanning six games (68:17)
- Tennessee is 6-1 this season when Phillips dishes out at least three assists
- His 21 minutes vs. Georgia (2/11) were his most since seeing 22 minutes of action against Arkansas (1/3); finished the game with four assists and no turnovers
- Handed out four assists in only 17 minutes at Auburn
- Tied his career-high with seven rebounds vs. Arkansas (1/3)
- Ranks third on the team with 44 total assists—27 of which came over the nine games he spent filling in for the injured Jordan Bone at the point guard position
- Totaled 10 points, a season-best six rebounds and three assists in the SEC-opening win at Texas A&M (12/29)
- Made two starts at point guard at the Maui Invitational and finished the tournament with a scoring average of 10.7 ppg and played the second-most minutes on the team at 26.7 per contest
- In SEC play last year, he owned the best 3-point percentage (.459) among all league freshmen with at least 30 attempts
- Was a high school teammate of 2015 National High School POY and 2016 NBA Lottery Pick (Boston Celtics) Jaylen Brown; the pair led Wheeler to a 30-2 record the 2015 Class AAAAAA state championship in 2015

2016-17 GAME-BY-GAME STATS

| OPPONENT | DATE | St | MIN | FG-FGA | PCT | 3FG-FGA | PCT | FT-FTA | PCT | OFF DEF TOT | PF | A | T/O | BLK | STL | PTS |
|----------------------|----------|----|-----|--------|-------|---------|-------|--------|-------|-------------|----|---|-----|-----|-----|-----|
| Slippery Rock (exh) | 11/3/16 | | 16 | 3-5 | .600 | 0-1 | .000 | 1-1 | 1.000 | 0 1 1 | 1 | 4 | 1 | 0 | 4 | 7 |
| Chattanooga | 11/11/16 | | 23 | 1-4 | .250 | 0-1 | .000 | 6-6 | 1.000 | 2 3 5 | 2 | 0 | 2 | 0 | 1 | 8 |
| Appalachian State | 11/15/16 | g | 25 | 4-5 | .800 | 2-2 | 1.000 | 1-2 | .500 | 2 2 4 | 3 | 2 | 2 | 1 | 1 | 11 |
| vs. Wisconsin | 11/21/16 | g | 29 | 5-9 | .556 | 3-4 | .750 | 3-3 | 1.000 | 0 2 2 | 1 | 1 | 2 | 0 | 1 | 16 |
| vs. Oregon | 11/22/16 | g | 24 | 0-5 | .000 | 0-1 | .000 | 4-4 | 1.000 | 1 3 4 | 4 | 1 | 2 | 0 | 2 | 4 |
| vs. Chaminade | 11/23/16 | g | 27 | 4-7 | .571 | 1-1 | 1.000 | 3-5 | .600 | 3 3 6 | 2 | 2 | 3 | 0 | 1 | 12 |
| Georgia Tech | 12/3/16 | g | 30 | 4-5 | .800 | 2-2 | 1.000 | 4-4 | 1.000 | 1 4 5 | 2 | 7 | 1 | 0 | 0 | 14 |
| Presbyterian | 12/6/16 | g | 21 | 2-3 | .667 | 1-1 | 1.000 | 2-2 | 1.000 | 0 3 3 | 0 | 4 | 0 | 0 | 1 | 7 |
| at North Carolina | 12/11/16 | g | 28 | 2-5 | .400 | 0-0 | - | 3-4 | .750 | 0 0 0 | 2 | 2 | 4 | 0 | 0 | 7 |
| Tennessee Tech | 12/13/16 | g | 29 | 2-5 | .400 | 1-1 | 1.000 | 4-5 | .800 | 0 2 2 | 1 | 5 | 2 | 0 | 2 | 9 |
| Lipscomb | 12/15/16 | g | 19 | 3-5 | .600 | 0-0 | - | 3-4 | .750 | 0 4 4 | 5 | 5 | 2 | 0 | 0 | 9 |
| vs. Gonzaga | 12/18/16 | g | 13 | 1-7 | .143 | 0-1 | .000 | 0-0 | - | 1 1 2 | 1 | 1 | 2 | 0 | 0 | 2 |
| at ETSU | 12/22/16 | g | 16 | 2-2 | 1.000 | 2-2 | 1.000 | 1-4 | .250 | 1 1 2 | 2 | 0 | 3 | 0 | 0 | 7 |
| at Texas A&M | 12/29/16 | g | 19 | 4-8 | .500 | 0-2 | .000 | 2-4 | .500 | 1 5 6 | 3 | 3 | 4 | 1 | 0 | 10 |
| Arkansas | 1/3/17 | g | 22 | 0-2 | .000 | 0-0 | - | 0-0 | - | 1 6 7 | 2 | 2 | 1 | 0 | 0 | 0 |
| at Florida | 1/7/17 | g | 0+ | 0-0 | - | 0-0 | - | 0-0 | - | 0 0 0 | 0 | 0 | 0 | 0 | 0 | 0 |
| South Carolina | 1/11/17 | g | 19 | 0-4 | .000 | 0-2 | .000 | 0-0 | - | 0 2 2 | 3 | 1 | 1 | 0 | 0 | 0 |
| at Vanderbilt | 1/14/17 | g | 19 | 2-4 | .500 | 1-2 | .500 | 0-0 | - | 0 2 2 | 3 | 0 | 0 | 0 | 2 | 5 |
| at Ole Miss | 1/17/17 | g | 19 | 1-3 | .333 | 0-1 | .000 | 3-4 | .750 | 2 1 3 | 5 | 0 | 0 | 0 | 0 | 5 |
| Mississippi State | 1/21/17 | g | 11 | 0-2 | .000 | 0-1 | .000 | 0-0 | - | 1 1 2 | 0 | 0 | 1 | 0 | 0 | 2 |
| Kentucky | 1/24/17 | g | 10 | 2-3 | .667 | 0-0 | - | 0-0 | - | 0 2 2 | 3 | 0 | 1 | 0 | 2 | 4 |
| Kansas State | 1/28/17 | g | 5 | 0-1 | .000 | 0-1 | .000 | 0-0 | - | 0 0 0 | 0 | 0 | 0 | 0 | 0 | 0 |
| at Auburn | 1/31/17 | g | 17 | 2-5 | .400 | 0-1 | .000 | 0-0 | - | 1 2 3 | 3 | 4 | 0 | 0 | 0 | 4 |
| at Mississippi State | 2/4/17 | g | 11 | 0-0 | - | 0-0 | - | 2-2 | 1.000 | 0 2 2 | 2 | 0 | 0 | 0 | 0 | 2 |
| Ole Miss | 2/8/17 | g | 13 | 0-2 | .000 | 0-1 | .000 | 3-4 | .750 | 0 0 0 | 1 | 0 | 0 | 0 | 0 | 3 |
| Georgia | 2/11/17 | g | 21 | 1-2 | .500 | 1-1 | 1.000 | 0-0 | - | 0 2 2 | 2 | 4 | 0 | 0 | 1 | 3 |
| at Kentucky | 2/14/17 | g | | | | | | | | | | | | | | |
| Missouri | 2/18/17 | g | | | | | | | | | | | | | | |
| Vanderbilt | 2/22/17 | g | | | | | | | | | | | | | | |
| at South Carolina | 2/25/17 | g | | | | | | | | | | | | | | |
| at LSU | 3/1/17 | g | | | | | | | | | | | | | | |
| Alabama | 3/4/17 | g | | | | | | | | | | | | | | |

PRODUCTION TRACKER

| | Last Season | This Season | Career |
|-----------------------------------|-------------|-------------|--------|
| Scored 10+ Points | 7 | 5 | 12 |
| Scored 15+ Points | 3 | 1 | 4 |
| Scored 20+ Points | 1 | - | 1 |
| Led the Vols in Scoring | 1 | 2 | 3 |
| Made Multiple 3-Pointers | 5 | 4 | 9 |
| Made 3+ 3-Pointers | 2 | 1 | 3 |
| Led the Vols in 3-Pointers (Made) | 2 | 2 | 4 |
| Had 3+ Assists | 3 | 7 | 10 |
| Led the Vols in Assists | - | 5 | 5 |
| Had Multiple Steals | - | 4 | 4 |
| Led the Vols in Steals | 3 | 5 | 8 |
| Had a Positive Assist/TO Ratio | 8 | 7 | 15 |



CAREER STATS

| | GP-GS | Min | Avg | FG-A | Pct | 3FG-A | Pct | FT-A | Pct | Off-Def-Rebs | Avg | PF-FO | Ast | TO | Blk | Stl | Pts | Avg |
|--------------|--------------|-------------|-------------|----------------|-------------|--------------|-------------|---------------|-------------|-------------------|------------|--------------|-----------|-----------|----------|-----------|------------|------------|
| 2015-16 | 33-11 | 535 | 16.2 | 60-147 | .408 | 21-57 | .368 | 36-47 | .766 | 14-47-61 | 1.8 | 72-2 | 32 | 44 | 5 | 8 | 177 | 5.4 |
| 2016-17 | 25-10 | 473 | 18.9 | 42-98 | .429 | 14-28 | .500 | 44-57 | .772 | 17-53-70 | 2.8 | 54-2 | 44 | 33 | 2 | 14 | 142 | 5.7 |
| TOTAL | 58-21 | 1008 | 17.4 | 102-245 | .416 | 35-85 | .412 | 80-104 | .769 | 31-100-131 | 2.3 | 126-4 | 76 | 77 | 7 | 22 | 319 | 5.5 |

5 ADMIRAL SCHOFIELD

SO Forward | 6-4 | 238 | Psychology
Zion, Ill. | Zion-Benton Township HS



@AdmiralElite15

- Has made at least one 3-pointer in six of his last seven games and is shooting 8-for-13 (.615) from deep in that span
- Averaging 10.3 ppg in SEC play compared to 3.3 ppg in UT's non-conference games
- Finished in double figures for the third time in four games, matching his season-best with 18 points at Auburn (1/31)
- Strong performance in the win vs. No. 4 Kentucky (1/24), posting 15 points and seven rebounds off the bench
- Highly efficient showing vs. Mississippi State (1/21): 15 points (5-of-6 FG) and seven rebounds in only 17 minutes
- Scored 15 points on 7-of-11 shooting at Vanderbilt (1/14/17)
- Recorded his first career double-double (18 and 10) at No. 24 Florida (1/7/17) in what head coach Rick Barnes called Schofield's "best game as a Tennessee Volunteer"
- Solid numbers in just 13 minutes off the bench vs. Arkansas (1/3): seven points and six rebounds
- Finished last season by scoring 10+ points in each of UT's final six games; averaged 7.6 ppg (8.5 in SEC play)
- Attended the Athletes in Action "Captain's Academy" leadership camp and conference in Xenia, Ohio, this past summer
- Taught himself how to play the guitar by watching instructional videos on YouTube
- From a military family, he was born in London (same hospital as Princes William and Harry)

SEASON/CAREER HIGHS

Points

Season 18 (2x), last at Auburn (1/31/17)
Career 22 at Auburn (1/2/16)

Rebounds

Season 10 at Florida (1/7/17)
Career Same

Assists

Season 3 (2x), last at Vanderbilt (1/14/17)
Career 4 vs. Ole Miss (3/5/16)

Blocks

Season 2 at Ole Miss (1/17/17)
Career 2 (2x), last at Ole Miss (1/17/17)

Steals

Season 1 (3x) last vs. Ole Miss (2/8/17)
Career 1 (15x), last vs. Ole Miss (2/8/17)

Minutes

Season 30 vs. South Carolina (1/11/17)
Career 35 at Butler (12/12/15)

Field Goals Made

Season 7 at Vanderbilt (1/14/17)
Career 9 at Auburn (1/2/16)

Field Goals Attempted

Season 13 vs. Kentucky (1/24/17)
Career 19 at Auburn (1/2/16)

3-Pt. Field Goals Made

Season 3 at Auburn (1/31/17)
Career 3 (2x), last at Auburn (1/31/17)

3-Pt. Field Goals Attempted

Season 4 at Auburn (1/31/17)
Career 7 at Alabama (1/26/16)

Free Throws Made

Season 6 at Florida (1/7/17)
Career 6 (2x), last at Florida (1/7/17)

Free Throws Attempted

Season 8 at Florida (1/7/17)
Career 8 at Florida (1/7/17)

2016-17 GAME-BY-GAME STATS

| OPPONENT | DATE | St | MIN | FG-FGA | PCT | 3FG-FGA | PCT | FT-FTA | PCT | OFF DEF TOT | PF | A | T/O | BLK | STL | PTS |
|----------------------|----------|----|-----|--------|------|---------|-------|--------|-------|-------------|----|---|-----|-----|-----|-----|
| Slippery Rock (exh) | 11/3/16 | | 15 | 3-5 | .600 | 1-1 | 1.000 | 1-1 | 1.000 | 3 2 5 | 2 | 0 | 0 | 0 | 0 | 8 |
| Chattanooga | 11/11/16 | f | 13 | 0-3 | .000 | 0-2 | .000 | 0-0 | - | 0 3 3 | 2 | 0 | 2 | 0 | 0 | 0 |
| Appalachian State | 11/15/16 | | 14 | 2-6 | .333 | 0-0 | - | 1-1 | 1.000 | 1 1 2 | 2 | 2 | 0 | 0 | 0 | 5 |
| vs. Wisconsin | 11/21/16 | | 13 | 3-5 | .600 | 1-2 | .500 | 0-0 | - | 0 0 0 | 3 | 2 | 2 | 0 | 0 | 7 |
| vs. Oregon | 11/22/16 | | | | | | | | | DNP | | | | | | |
| vs. Chaminade | 11/23/16 | | | | | | | | | DNP | | | | | | |
| Georgia Tech | 12/3/16 | | | | | | | | | DNP | | | | | | |
| Presbyterian | 12/6/16 | | 12 | 1-3 | .333 | 1-2 | .500 | 2-2 | 1.000 | 2 1 3 | 0 | 0 | 1 | 0 | 0 | 5 |
| at North Carolina | 12/11/16 | | 13 | 0-1 | .000 | 0-1 | .000 | 0-0 | - | 0 1 1 | 0 | 1 | 1 | 0 | 0 | 0 |
| Tennessee Tech | 12/13/16 | | 8 | 1-3 | .333 | 0-1 | .000 | 2-2 | 1.000 | 2 2 4 | 1 | 0 | 1 | 0 | 0 | 4 |
| Lipscomb | 12/15/16 | | | | | | | | | INJ | | | | | | |
| vs. Gonzaga | 12/18/16 | | 12 | 1-5 | .200 | 1-3 | .333 | 4-4 | 1.000 | 1 0 1 | 2 | 0 | 0 | 0 | 1 | 7 |
| at ETSU | 12/22/16 | | 7 | 0-0 | - | 0-0 | - | 0-0 | - | 0 1 1 | 1 | 0 | 2 | 0 | 0 | 0 |
| at Texas A&M | 12/29/16 | | 7 | 2-3 | .667 | 0-0 | - | 0-0 | - | 1 3 4 | 4 | 0 | 0 | 0 | 0 | 4 |
| Arkansas | 1/3/17 | | 13 | 1-4 | .250 | 1-1 | 1.000 | 4-4 | 1.000 | 3 3 6 | 0 | 0 | 0 | 0 | 0 | 7 |
| at Florida | 1/7/17 | | 21 | 6-9 | .667 | 0-0 | - | 6-8 | .750 | 4 6 10 | 5 | 1 | 3 | 0 | 0 | 18 |
| South Carolina | 1/11/17 | | 30 | 2-5 | .400 | 0-1 | .000 | 1-2 | .500 | 1 1 2 | 4 | 3 | 2 | 0 | 0 | 5 |
| at Vanderbilt | 1/14/17 | | 23 | 7-11 | .636 | 1-2 | .500 | 0-0 | - | 1 2 3 | 3 | 3 | 2 | 0 | 0 | 15 |
| at Ole Miss | 1/17/17 | | 20 | 2-5 | .400 | 0-1 | .000 | 0-0 | - | 0 3 3 | 3 | 0 | 1 | 2 | 0 | 4 |
| Mississippi State | 1/21/17 | | 17 | 5-6 | .833 | 1-2 | .500 | 4-4 | 1.000 | 2 5 7 | 5 | 1 | 0 | 1 | 1 | 15 |
| Kentucky | 1/24/17 | | 27 | 6-13 | .462 | 1-2 | .500 | 2-4 | .500 | 1 6 7 | 3 | 1 | 2 | 0 | 0 | 15 |
| Kansas State | 1/28/17 | | 16 | 1-3 | .333 | 0-0 | - | 0-1 | .000 | 0 3 3 | 0 | 1 | 2 | 0 | 0 | 2 |
| at Auburn | 1/31/17 | | 24 | 6-9 | .667 | 3-4 | .750 | 3-4 | .750 | 1 6 7 | 1 | 0 | 1 | 0 | 0 | 18 |
| at Mississippi State | 2/4/17 | | 19 | 3-4 | .750 | 1-1 | 1.000 | 1-2 | .500 | 0 7 7 | 4 | 0 | 1 | 0 | 0 | 8 |
| Ole Miss | 2/8/17 | | 22 | 3-9 | .333 | 1-2 | .500 | 0-0 | - | 0 4 4 | 2 | 0 | 1 | 1 | 1 | 7 |
| Georgia | 2/11/17 | | 20 | 3-7 | .429 | 1-2 | .500 | 0-0 | - | 0 3 3 | 2 | 0 | 1 | 0 | 0 | 7 |
| at Kentucky | 2/14/17 | | | | | | | | | | | | | | | |
| Missouri | 2/18/17 | | | | | | | | | | | | | | | |
| Vanderbilt | 2/22/17 | | | | | | | | | | | | | | | |
| at South Carolina | 2/25/17 | | | | | | | | | | | | | | | |
| at LSU | 3/1/17 | | | | | | | | | | | | | | | |
| Alabama | 3/4/17 | | | | | | | | | | | | | | | |

PRODUCTION TRACKER

| | Last Season | This Season | Career |
|--------------------------|-------------|-------------|--------|
| Scored 10+ Points | 13 | 5 | 18 |
| Scored 15+ Points | 5 | 5 | 10 |
| Scored 20+ Points | 1 | - | 1 |
| Led the Vols in Scoring | - | 2 | 2 |
| Had 5+ Rebounds | 11 | 6 | 17 |
| Led the Vols in Rebounds | 3 | 2 | 5 |
| Had a Double-Double | - | 1 | 1 |
| Had Multiple Blocks | 1 | 1 | 2 |
| Led the Vols in Blocks | 2 | 1 | 3 |
| Made Multiple 3-Pointers | 6 | 1 | 7 |
| Had Multiple Dunks | - | 1 | 1 |
| Drew Multiple Charges | 1 | - | 1 |



CAREER STATS

| | GP-GS | Min | Avg | FG-A | Pct | 3FG-A | Pct | FT-A | Pct | Off-Def-Rebs | Avg | PF-FO | Ast | TO | Blk | Stl | Pts | Avg |
|--------------|--------------|------------|-------------|----------------|-------------|---------------|-------------|--------------|-------------|-------------------|------------|--------------|-----------|-----------|-----------|-----------|------------|------------|
| 2015-16 | 32-22 | 598 | 18.7 | 92-207 | .444 | 25-83 | .301 | 35-39 | .897 | 43-86-129 | 4.0 | 88-2 | 29 | 22 | 10 | 12 | 244 | 7.6 |
| 2016-17 | 21-1 | 351 | 16.7 | 55-114 | .482 | 13-29 | .448 | 30-38 | .789 | 20-61-81 | 3.9 | 47-2 | 15 | 25 | 4 | 3 | 153 | 7.3 |
| TOTAL | 53-23 | 949 | 17.9 | 147-321 | .458 | 38-112 | .339 | 65-77 | .844 | 63-147-210 | 4.0 | 135-4 | 44 | 47 | 14 | 15 | 397 | 7.5 |

1 LAMONTÉ TURNER

RS-FR Guard | 6-0 | 187 | Communication Studies
Decatur, Ala. | IMG Academy (Fla.)



@LTurn1

- Leads the team with 79 assists (3.2 app); posted five assists and no turnovers against Georgia (2/11)
- Also leads the team in made 3-pointers (36); he hit two threes in the final 50 seconds vs. Georgia (2/11)
- Scored five of his nine points over the final 4:15 of play against Ole Miss (2/8), knocking down a transition 3-pointer to cut the Rebels' lead to two and then hitting two free throws with 34 seconds left to put the Vols out of reach
- Finished the Ole Miss game (2/8) with a team-best plus-minus rating of plus-19
- Scored 10 points and pulled down a season-best seven rebounds in UT's upset win over No. 4 Kentucky (1/24)
- Knocked down three 3-pointers at Ole Miss (1/17), finishing with 15 points and a team-high five assists
- Perfect shooting night at Vanderbilt (1/14/17): 2-of-2 FG (2-of-2 3FG) and 6-of-6 FT
- Was the Vols' top scorer with 14 points in Tennessee's SEC-opening win at Texas A&M (12/29); also tallied four rebounds, four assists, two steals and a block in the winning effort
- His seven made threes against Presbyterian (12/6) tied for the fifth-most in a game in UT history
- Is a cousin of former LSU and NC State guard Ralston Turner, who now plays in the NBA D-League

SEASON/CAREER HIGHS

Points

Season 24 vs. Presbyterian (12/6/16)
Career Same

Rebounds

Season 7 vs. Kentucky (1/24/17)
Career Same

Assists

Season 6 vs. Mississippi State (1/21/17)
Career Same

Blocks

Season 1 (4x), last vs. Kansas State (1/28/17)
Career Same

Steals

Season 3 (2x), last vs. South Carolina (1/11/17)
Career Same

Minutes

Season 29 at Ole Miss (1/17/17)
Career Same

Field Goals Made

Season 8 vs. Presbyterian (12/6/16)
Career Same

Field Goals Attempted

Season 15 at Ole Miss (1/17/17)
Career Same

3-Pt. Field Goals Made

Season 7 vs. Presbyterian (12/6/16)
Career Same

3-Pt. Field Goals Attempted

Season 11 vs. Presbyterian (12/6/16)
Career Same

Free Throws Made

Season 8 (2x), last at Texas A&M (12/29/16)
Career Same

Free Throws Attempted

Season 8 (3x), last vs. South Carolina (1/11/17)
Career Same

2016-17 GAME-BY-GAME STATS

| OPPONENT | DATE | St | MIN | FG-FGA | PCT | 3FG-FGA | PCT | FT-FTA | PCT | OFF DEF TOT | PF | A | T/O | BLK | STL | PTS |
|----------------------|----------|----|-----|--------|-------|---------|-------|--------|-------|-------------|----|---|-----|-----|-----|-----|
| Slippery Rock (exh) | 11/3/16 | | 13 | 2-6 | .333 | 2-2 | 1.000 | 0-0 | - | 0 1 1 | 1 | 0 | 1 | 0 | 0 | 6 |
| Chattanooga | 11/11/16 | | 23 | 2-10 | .200 | 0-6 | .000 | 8-8 | 1.000 | 1 1 2 | 4 | 0 | 1 | 0 | 1 | 12 |
| Appalachian State | 11/15/16 | | 23 | 4-8 | .500 | 1-2 | .500 | 6-6 | 1.000 | 2 1 3 | 3 | 5 | 1 | 0 | 1 | 15 |
| vs. Wisconsin | 11/21/16 | g | 23 | 2-8 | .250 | 1-4 | .250 | 0-0 | - | 0 0 0 | 1 | 2 | 0 | 0 | 3 | 5 |
| vs. Oregon | 11/22/16 | | 23 | 2-6 | .333 | 1-5 | .200 | 0-0 | - | 0 0 2 | 3 | 1 | 1 | 0 | 1 | 5 |
| vs. Chaminade | 11/23/16 | | 20 | 1-4 | .250 | 0-1 | .000 | 2-3 | .667 | 0 2 2 | 4 | 4 | 1 | 0 | 0 | 4 |
| Georgia Tech | 12/3/16 | | 19 | 2-3 | .667 | 1-1 | 1.000 | 3-4 | .750 | 0 2 2 | 2 | 2 | 2 | 0 | 0 | 8 |
| Presbyterian | 12/6/16 | | 23 | 8-12 | .667 | 7-11 | .636 | 1-2 | .500 | 0 3 3 | 2 | 3 | 1 | 0 | 1 | 24 |
| at North Carolina | 12/11/16 | | 23 | 3-11 | .273 | 1-4 | .250 | 2-2 | 1.000 | 0 1 1 | 3 | 1 | 4 | 0 | 0 | 9 |
| Tennessee Tech | 12/13/16 | | 23 | 5-9 | .556 | 5-9 | .556 | 1-2 | .500 | 0 2 2 | 1 | 4 | 3 | 0 | 0 | 16 |
| Lipscomb | 12/15/16 | | 17 | 0-4 | .000 | 0-1 | .000 | 3-4 | .750 | 0 1 1 | 3 | 4 | 1 | 0 | 0 | 3 |
| vs. Gonzaga | 12/18/16 | | 21 | 2-10 | .200 | 2-5 | .400 | 2-2 | 1.000 | 0 4 4 | 2 | 4 | 2 | 0 | 0 | 8 |
| at ETSU | 12/22/16 | g | 27 | 1-7 | .143 | 0-2 | .000 | 2-3 | .667 | 2 1 3 | 1 | 2 | 2 | 1 | 0 | 4 |
| at Texas A&M | 12/29/16 | g | 22 | 2-6 | .333 | 2-5 | .400 | 8-8 | 1.000 | 0 4 4 | 4 | 4 | 2 | 1 | 2 | 14 |
| Arkansas | 1/3/17 | g | 18 | 2-6 | .333 | 1-5 | .200 | 0-2 | .000 | 0 0 0 | 3 | 2 | 2 | 0 | 0 | 5 |
| at Florida | 1/7/17 | | 21 | 2-6 | .333 | 0-2 | .000 | 0-0 | - | 0 3 3 | 2 | 4 | 2 | 0 | 2 | 4 |
| South Carolina | 1/11/17 | | 26 | 2-4 | .500 | 1-2 | .500 | 7-8 | .875 | 1 1 2 | 3 | 2 | 3 | 0 | 3 | 12 |
| at Vanderbilt | 1/14/17 | | 19 | 2-2 | 1.000 | 2-2 | 1.000 | 6-6 | 1.000 | 0 2 2 | 1 | 4 | 0 | 0 | 0 | 12 |
| at Ole Miss | 1/17/17 | | 29 | 5-15 | .333 | 3-10 | .300 | 2-4 | .500 | 1 1 2 | 2 | 5 | 3 | 1 | 0 | 15 |
| Mississippi State | 1/21/17 | | 18 | 3-4 | .750 | 2-3 | .667 | 0-2 | .000 | 0 3 3 | 1 | 6 | 2 | 0 | 0 | 8 |
| Kentucky | 1/24/17 | | 22 | 2-6 | .333 | 2-4 | .500 | 4-6 | .667 | 0 7 7 | 3 | 3 | 0 | 0 | 1 | 10 |
| Kansas State | 1/28/17 | | 27 | 3-6 | .500 | 1-3 | .333 | 0-0 | - | 0 3 3 | 2 | 5 | 2 | 1 | 1 | 7 |
| at Auburn | 1/31/17 | | 7 | 0-1 | .000 | 0-1 | .000 | 1-2 | .500 | 0 1 1 | 2 | 0 | 2 | 0 | 0 | 1 |
| at Mississippi State | 2/4/17 | | 17 | 0-4 | .000 | 0-2 | .000 | 2-4 | .500 | 0 3 3 | 2 | 3 | 4 | 0 | 0 | 2 |
| Ole Miss | 2/8/17 | | 21 | 3-5 | .600 | 1-1 | 1.000 | 2-2 | 1.000 | 0 3 3 | 1 | 4 | 3 | 0 | 0 | 9 |
| Georgia | 2/11/17 | | 18 | 2-5 | .400 | 2-5 | .400 | 1-2 | 1.000 | 0 0 0 | 0 | 5 | 0 | 0 | 0 | 7 |
| at Kentucky | 2/14/17 | | | | | | | | | | | | | | | |
| Missouri | 2/18/17 | | | | | | | | | | | | | | | |
| Vanderbilt | 2/22/17 | | | | | | | | | | | | | | | |
| at South Carolina | 2/25/17 | | | | | | | | | | | | | | | |
| at LSU | 3/1/17 | | | | | | | | | | | | | | | |
| Alabama | 3/4/17 | | | | | | | | | | | | | | | |

PRODUCTION TRACKER

| | This Season |
|--------------------------------|-------------|
| Scored 10+ Points | 9 |
| Scored 15+ Points | 4 |
| Scored 20+ Points | 1 |
| Led the Vols in Scoring | 3 |
| Had 5+ Assists | 5 |
| Led the Vols in Assists | 10 |
| Had a Double-Double | - |
| Had Multiple Steals | 4 |
| Had 3+ Steals | 2 |
| Led the Vols in Steals | 3 |
| Made Multiple 3-Pointers | 9 |
| Had a Positive Assist/TO Ratio | 16 |



CAREER STATS

| | GP-GS | Min | Avg | FG-A | Pct | 3FG-A | Pct | FT-A | Pct | Off-Def-Rebs | Avg | PF-FO | Ast | TO | Blk | Stl | Pts | Avg |
|--------------|-------------|------------|-------------|---------------|-------------|--------------|-------------|--------------|-------------|----------------|------------|-------------|-----------|-----------|----------|-----------|------------|------------|
| 2015-16 | | | | | | | | | | REDSHIRT | | | | | | | | |
| 2016-17 | 25-4 | 530 | 21.2 | 60-162 | .370 | 36-96 | .375 | 63-82 | .768 | 7-51-58 | 2.3 | 55-0 | 79 | 44 | 4 | 16 | 219 | 8.8 |
| TOTAL | 25-4 | 530 | 21.2 | 60-162 | .370 | 36-96 | .375 | 63-82 | .768 | 7-51-58 | 2.3 | 55-0 | 79 | 44 | 4 | 16 | 219 | 8.8 |

2 GRANT WILLIAMS

FR Forward | 6-5 | 234 | Business Administration
Charlotte, N.C. | Providence Day School



@GrantWillPds

- Team's second-leading scorer at 12.5 ppg, has scored in double figures in seven straight and in nine of his last 10 games overall; also the team's leading rebounder (5.5 rpg) and shot-blocker (2.0 bpg, ranks fourth in the SEC)
- His 49 total blocks are already the most ever recorded by a freshman at Tennessee and are tied for the seventh-most ever recorded by a Vol in a single season
- Matched his season-high with 30 points vs. Georgia (2/11), making him only the third player in Tennessee history to record multiple 30-point games as a freshman (Bernard King, Allan Houston)
- Finished with 18 points in the win against Ole Miss (2/8), scoring 12 of his points in the second half
- Impressive stat line against No. 4 Kentucky (1/24): 13 points, six rebounds, six assists, four blocks, three steals
- Scored 17 second-half points in the win over Mississippi State (1/21), going 6-of-11 in the second period
- Recorded his first career double-double vs. Arkansas (1/3), grabbing 11 rebounds to go along with 15 points on just 3-of-5 shooting (9-of-14 from the line)
- Tied a school-record with six blocks in the SEC-opening win at Texas A&M (12/29) and also added 12 points and five rebounds
- Has dropped around 20 pounds since enrolling in July and has dramatically reshaped his physique under the tutelage of strength and conditioning coach Garrett Medenwald

SEASON/CAREER HIGHS

Points

Season 30 (2x), last vs. Georgia (2/11/17)
Career Same

Rebounds

Season 11 vs. Arkansas (1/3/17)
Career Same

Assists

Season 6 vs. Kentucky (1/24/17)
Career Same

Blocks

Season 6 at Texas A&M (12/29/16)
Career Same

Steals

Season 3 vs. Kentucky (1/24/17)
Career Same

Minutes

Season 34 vs. Kansas State (1/28/17)
Career Same

Field Goals Made

Season 10 (2x), last vs. Georgia (2/11/17)
Career Same

Field Goals Attempted

Season 16 vs. Georgia (2/11/17)
Career Same

3-Pt. Field Goals Made

Season 2 at Mississippi State (2/4/17)
Career Same

3-Pt. Field Goals Attempted

Season 2 (6x), last at Mississippi State (2/4/17)
Career Same

Free Throws Made

Season 10 (2x), last vs. Georgia (2/11/17)
Career Same

Free Throws Attempted

Season 14 (2x), last vs. Georgia (2/11/17)
Career Same

2016-17 GAME-BY-GAME STATS

| OPPONENT | DATE | St | MIN | FG-FGA | PCT | 3FG-FGA | PCT | FT-FTA | PCT | OFF DEF TOT | PF | A | T/O | BLK | STL | PTS | |
|----------------------|----------|----|-----|--------|-------|---------|-------|--------|-------|-------------|----|----|-----|-----|-----|-----|----|
| Slippery Rock (exh) | 11/3/16 | | 15 | 2-4 | .500 | 1-1 | 1.000 | 2-4 | .500 | 2 | 1 | 3 | 1 | 4 | 1 | 7 | |
| Chattanooga | 11/11/16 | | 23 | 2-5 | .400 | 0-0 | - | 4-6 | .667 | 6 | 4 | 10 | 4 | 1 | 4 | 8 | |
| Appalachian State | 11/15/16 | | 21 | 5-8 | .625 | 1-1 | 1.000 | 2-4 | .500 | 1 | 0 | 1 | 2 | 2 | 1 | 13 | |
| vs. Wisconsin | 11/21/16 | | 23 | 3-7 | .429 | 1-2 | .500 | 0-0 | - | 1 | 2 | 3 | 3 | 1 | 0 | 6 | |
| vs. Oregon | 11/22/16 | f | 19 | 1-3 | .333 | 0-0 | - | 1-2 | .500 | 1 | 2 | 3 | 4 | 1 | 4 | 3 | |
| vs. Chaminade | 11/23/16 | f | 19 | 4-7 | .571 | 0-1 | .000 | 2-2 | 1.000 | 2 | 2 | 4 | 2 | 2 | 0 | 10 | |
| Georgia Tech | 12/3/16 | f | 20 | 6-11 | .545 | 0-1 | .000 | 2-2 | 1.000 | 4 | 2 | 6 | 2 | 1 | 6 | 14 | |
| Presbyterian | 12/6/16 | f | 25 | 3-6 | .500 | 0-0 | - | 3-5 | .600 | 3 | 5 | 8 | 2 | 2 | 1 | 9 | |
| at North Carolina | 12/11/16 | f | 23 | 3-6 | .500 | 0-1 | .000 | 1-2 | .500 | 0 | 6 | 6 | 5 | 2 | 3 | 8 | |
| Tennessee Tech | 12/13/16 | f | 20 | 3-3 | 1.000 | 0-0 | - | 1-2 | .500 | 0 | 3 | 3 | 2 | 1 | 3 | 7 | |
| Lipscomb | 12/15/16 | f | 29 | 10-12 | .833 | 0-0 | - | 10-13 | .769 | 3 | 3 | 6 | 1 | 0 | 3 | 30 | |
| vs. Gonzaga | 12/18/16 | f | 15 | 2-4 | .500 | 1-1 | 1.000 | 6-10 | .600 | 6 | 1 | 7 | 4 | 0 | 1 | 11 | |
| at ETSU | 12/22/16 | f | 27 | 2-6 | .333 | 0-2 | .000 | 2-4 | .500 | 2 | 7 | 9 | 2 | 2 | 1 | 6 | |
| at Texas A&M | 12/29/16 | f | 31 | 4-7 | .571 | 0-1 | .000 | 4-5 | .800 | 2 | 3 | 5 | 2 | 0 | 0 | 12 | |
| Arkansas | 1/3/17 | f | 28 | 3-5 | .600 | 0-0 | - | 9-14 | .643 | 6 | 5 | 11 | 4 | 0 | 1 | 15 | |
| at Florida | 1/7/17 | f | 24 | 2-5 | .400 | 0-0 | - | 2-2 | 1.000 | 0 | 1 | 1 | 5 | 0 | 2 | 0 | 6 |
| South Carolina | 1/11/17 | f | 32 | 3-8 | .375 | 0-1 | .000 | 9-12 | .750 | 5 | 1 | 6 | 4 | 0 | 2 | 3 | 15 |
| at Vanderbilt | 1/14/17 | f | 33 | 5-9 | .556 | 0-2 | .000 | 2-2 | 1.000 | 4 | 5 | 9 | 3 | 1 | 1 | 12 | |
| at Ole Miss | 1/17/17 | f | 17 | 2-4 | .500 | 0-0 | - | 1-3 | .333 | 1 | 3 | 4 | 5 | 1 | 1 | 5 | |
| Mississippi State | 1/21/17 | f | 24 | 6-15 | .400 | 1-2 | .500 | 4-7 | .571 | 1 | 1 | 2 | 3 | 0 | 1 | 17 | |
| Kentucky | 1/24/17 | f | 28 | 5-8 | .625 | 0-0 | - | 3-6 | .500 | 2 | 4 | 6 | 4 | 6 | 0 | 4 | 13 |
| Kansas State | 1/28/17 | f | 34 | 7-10 | .700 | 1-1 | 1.000 | 2-4 | .500 | 4 | 2 | 6 | 4 | 2 | 2 | 0 | 17 |
| at Auburn | 1/31/17 | f | 18 | 7-14 | .500 | 1-2 | .500 | 2-2 | 1.000 | 2 | 3 | 5 | 5 | 1 | 1 | 0 | 17 |
| at Mississippi State | 2/4/17 | f | 23 | 4-10 | .400 | 2-2 | 1.000 | 1-3 | .333 | 2 | 3 | 5 | 5 | 1 | 2 | 0 | 11 |
| Ole Miss | 2/8/17 | f | 27 | 6-11 | .545 | 0-1 | .000 | 6-11 | .545 | 4 | 3 | 7 | 3 | 0 | 3 | 4 | 18 |
| Georgia | 2/11/17 | f | 28 | 10-16 | .625 | 0-0 | - | 10-14 | .714 | 2 | 2 | 4 | 3 | 1 | 3 | 3 | 30 |
| at Kentucky | 2/14/17 | | | | | | | | | | | | | | | | |
| Missouri | 2/18/17 | | | | | | | | | | | | | | | | |
| Vanderbilt | 2/22/17 | | | | | | | | | | | | | | | | |
| at South Carolina | 2/25/17 | | | | | | | | | | | | | | | | |
| at LSU | 3/1/17 | | | | | | | | | | | | | | | | |
| Alabama | 3/4/17 | | | | | | | | | | | | | | | | |

PRODUCTION TRACKER

| | This Season |
|--------------------------|-------------|
| Scored 5+ Points | 24 |
| Scored 10+ Points | 16 |
| Led the Vols in Scoring | 6 |
| Had 5+ Rebounds | 16 |
| Had 10+ Rebounds | 2 |
| Led the Vols in Rebounds | 8 |
| Had Multiple Assists | 7 |
| Had Multiple Steals | 5 |
| Had Multiple Blocks | 14 |
| Led the Vols in Blocks | 13 |
| Had Multiple Dunks | - |
| Drew Multiple Charges | - |



CAREER STATS

| | GP-GS | Min | Avg | FG-A | Pct | 3FG-A | Pct | FT-A | Pct | Off-Def-Rebs | Avg | PF-FO | Ast | TO | Blk | Stl | Pts | Avg |
|--------------|--------------|------------|-------------|----------------|-------------|-------------|-------------|---------------|-------------|------------------|------------|-------------|-----------|-----------|-----------|-----------|------------|-------------|
| 2016-17 | 25-22 | 611 | 24.4 | 108-200 | .540 | 7-21 | .333 | 89-137 | .650 | 64-73-137 | 5.5 | 83-5 | 28 | 46 | 49 | 20 | 312 | 12.5 |
| TOTAL | 25-22 | 611 | 24.4 | 108-200 | .540 | 7-21 | .333 | 89-137 | .650 | 64-73-137 | 5.5 | 83-5 | 28 | 46 | 49 | 20 | 312 | 12.5 |

32 BRAD WOODSON

SO Guard | 6-0 | 178 | Kinesiology
Murfreesboro, Tenn. | Riverdale HS



@Bwoodson_32

- Made his regular-season debut vs. Presbyterian (12/6), scoring five points in just four minutes of action
- Pulled down a rebound and dished out one assist in UT's exhibition win over Slippery Rock (11/3).
- Is like an extension of the coaching staff among the players, as he boasts an outstanding basketball IQ.
- Appeared in 10 games last season, logging a season-high 18 minutes at South Carolina.
- Was named to the 2015-16 First-Year SEC Academic Honor Roll.
- Was a 1,000-point scorer at Riverdale High School, where his father, Kevin, was the varsity head coach.
- Earned first-team *Murfreesboro Daily News Journal* All-Area Team honors as a high school senior in 2015 after averaging 15.8 points per game.
- Also played third base for Riverdale's varsity baseball team, which won district, region and substate championships when he was a junior in 2014 (32 total wins).
- Had perfect attendance from kindergarten through high school.
- Volunteers as a middle school mentor and Sunday school teacher at his church in Knoxville.

SEASON/CAREER HIGHS

Points

Season 5 vs. Presbyterian (12/6/16)
Career Same

Rebounds

Season -
Career 3 at South Carolina (2/24/16)

Assists

Season -
Career 1 (3x), last vs. Auburn (3/9/16)

Blocks

Season -
Career -

Steals

Season 1 vs. Presbyterian (12/6/16)
Career 1 (2x), last vs. Presbyterian (12/6/16)

Minutes

Season 4 vs. Presbyterian (12/6/16)
Career 18 at South Carolina (2/24/16)

Field Goals Made

Season 1 vs. Presbyterian (12/6/16)
Career 1 (2x), last vs. Presbyterian (12/6/16)

Field Goals Attempted

Season 3 vs. Presbyterian (12/6/16)
Career 5 at South Carolina (2/24/16)

3-Pt. Field Goals Made

Season 1 vs. Presbyterian (12/6/16)
Career 1 (2x), last vs. Presbyterian (12/6/16)

3-Pt. Field Goals Attempted

Season 2 vs. Presbyterian (12/6/16)
Career 5 at South Carolina (2/24/16)

Free Throws Made

Season 2 vs. Presbyterian (12/6/16)
Career 2 (2x), last vs. Presbyterian (12/6/16)

Free Throws Attempted

Season 2 vs. Presbyterian (12/6/16)
Career 2 (2x), last vs. Presbyterian (12/6/16)

2016-17 GAME-BY-GAME STATS

| OPPONENT | DATE | St | MIN | FG-FGA | PCT | 3FG-FGA | PCT | FT-FTA | PCT | OFF DEF TOT | PF | A | T/O | BLK | STL | PTS |
|----------------------|----------|----|-----|--------|------|---------|------|--------|-------|-------------|----|---|-----|-----|-----|-----|
| Slippery Rock (exh) | 11/3/16 | | 3 | 0-1 | .000 | 0-1 | .000 | 0-0 | - | 0 1 1 | 0 | 1 | 0 | 0 | 0 | 0 |
| Chattanooga | 11/11/16 | | | | | | | DNP | | | | | | | | |
| Appalachian State | 11/15/16 | | | | | | | DNP | | | | | | | | |
| vs. Wisconsin | 11/21/16 | | | | | | | DNP | | | | | | | | |
| vs. Oregon | 11/22/16 | | | | | | | DNP | | | | | | | | |
| vs. Chaminade | 11/23/16 | | | | | | | DNP | | | | | | | | |
| Georgia Tech | 12/3/16 | | | | | | | DNP | | | | | | | | |
| Presbyterian | 12/6/16 | 4 | | 1-3 | .333 | 1-2 | .500 | 2-2 | 1.000 | 0 0 0 | 0 | 0 | 0 | 0 | 1 | 5 |
| at North Carolina | 12/11/16 | | | | | | | DNP | | | | | | | | |
| Tennessee Tech | 12/13/16 | | | | | | | DNP | | | | | | | | |
| Lipscomb | 12/15/16 | | | | | | | DNP | | | | | | | | |
| vs. Gonzaga | 12/18/16 | | | | | | | DNP | | | | | | | | |
| at ETSU | 12/22/16 | | | | | | | DNP | | | | | | | | |
| at Texas A&M | 12/29/16 | | | | | | | DNP | | | | | | | | |
| Arkansas | 1/3/17 | | | | | | | DNP | | | | | | | | |
| at Florida | 1/7/17 | | | | | | | DNP | | | | | | | | |
| South Carolina | 1/11/17 | | | | | | | DNP | | | | | | | | |
| at Vanderbilt | 1/14/17 | | | | | | | DNP | | | | | | | | |
| at Ole Miss | 1/17/17 | | | | | | | DNP | | | | | | | | |
| Mississippi State | 1/21/17 | | | | | | | DNP | | | | | | | | |
| Kentucky | 1/24/17 | | | | | | | DNP | | | | | | | | |
| Kansas State | 1/28/17 | | | | | | | DNP | | | | | | | | |
| at Auburn | 1/31/17 | | | | | | | DNP | | | | | | | | |
| at Mississippi State | 2/4/17 | | | | | | | DNP | | | | | | | | |
| Ole Miss | 2/8/17 | | | | | | | DNP | | | | | | | | |
| Georgia | 2/11/17 | | | | | | | DNP | | | | | | | | |
| at Kentucky | 2/14/17 | | | | | | | DNP | | | | | | | | |
| Missouri | 2/18/17 | | | | | | | DNP | | | | | | | | |
| Vanderbilt | 2/22/17 | | | | | | | DNP | | | | | | | | |
| at South Carolina | 2/25/17 | | | | | | | DNP | | | | | | | | |
| at LSU | 3/1/17 | | | | | | | DNP | | | | | | | | |
| Alabama | 3/4/17 | | | | | | | DNP | | | | | | | | |



CAREER STATS

| | GP-GS | Min | Avg | FG-A | Pct | 3FG-A | Pct | FT-A | Pct | Off-Def-Rebs | Avg | PF-FO | Ast | TO | Blk | Stl | Pts | Avg |
|--------------|-------------|-----------|------------|-------------|-------------|-------------|-------------|------------|--------------|--------------|------------|------------|----------|----------|----------|----------|-----------|------------|
| 2015-16 | 10-0 | 63 | 6.3 | 2-14 | .143 | 1-9 | .111 | 2-2 | 1.000 | 3-5-8 | 0.8 | 6-0 | 3 | 2 | 0 | 1 | 7 | 0.7 |
| 2016-17 | 1-0 | 4 | 4.0 | 1-3 | .333 | 1-2 | .500 | 2-2 | 1.000 | 0-0-0 | 0.0 | 0-0 | 0 | 0 | 0 | 1 | 5 | 5.0 |
| TOTAL | 11-0 | 67 | 6.1 | 3-17 | .176 | 2-11 | .182 | 4-4 | 1.000 | 3-5-8 | 0.7 | 6-0 | 3 | 2 | 0 | 2 | 12 | 1.1 |

▶ THE LAST TIME

LAST TIME A TENNESSEE PLAYER...

Scored 40 Points: 43 by Allan Houston vs. LSU (2/10/90)
Scored 35 Points: 36 by Kevin Punter Jr. vs. South Carolina (1/23/16)
Scored 30 Points: 30 by Grant Williams vs. Georgia (2/11/17)
Scored 25 Points: 30 by Grant Williams vs. Georgia (2/11/17)

Scored 30 Or More Points In Back-To-Back Games:
 Chris Lofton with 34 vs. Memphis (12/6/06) and 32 vs. Western Kentucky (12/16/06)

Scored 25 or More Points in Back-To-Back Games:
 Kevin Punter Jr. with 26 vs. Vanderbilt (1/20/16) and 36 vs. South Carolina (1/23/16)

Scored 20 or More Points in Five Consecutive Games:
 Seven Games: Kevin Punter Jr. with 24 vs. Gardner-Webb (11/22/15), 26 vs. Army West Point (11/24/15), 24 vs. George Washington (12/27/15), 23 vs. Nebraska (11/28/15), 27 at Butler (12/12/15), 24 vs. Florida Atlantic (12/16/15) and 23 vs. Gonzaga (12/19/15)

Grabbed 20 Rebounds: 20 by Jeronne Maymon vs. Memphis (11/22/11)
Grabbed 15 Rebounds: 18 by Jarnell Stokes vs. Mercer (3/23/14)
Grabbed 10 Offensive Rebounds: 10 by Jeronne Maymon vs. NC State (12/18/13)

Made 15 Field Goals: 15 (15-19) by Dyron Nix vs. Tennessee Tech (11/25/88)
Made 10 Field Goals: 10 (10-16) by Grant Williams vs. Georgia (2/11/17)

Attempted 25 Field Goals: 27 (14-27) by Allan Houston vs. LSU (2/10/90)
Attempted 20 Field Goals: 20 (9-20) by Kevin Punter Jr. vs. Vanderbilt (1/20/16)

Made 8 3-pointers: 8 (8-11) by Jordan McRae at Georgia (3/2/13)
Made 7 3-pointers: 7 (7-11) by Lamonté Turner vs. Presbyterian (12/6/16)
Made 6 3-pointers: 7 (7-11) by Lamonté Turner vs. Presbyterian (12/6/16)

Attempted 15 3-pointers: 15 (6-15) by Chris Lofton at Vanderbilt (2/26/08)
Attempted 10 3-pointers: 10 (3-10) by Lamonté Turner at Ole Miss (1/17/17)

Made 15 Free Throws: 16 (16-17) by Jeronne Maymon vs. Memphis (11/22/11)
Made 10 Free Throws: 10 (10-14) by Grant Williams vs. Georgia (2/11/17)

Attempted 20 Free Throws: 23 (22-23) by Bill Justus vs. Ohio (3/17/69)
Attempted 15 Free Throws: 15 (14-15) by Kevin Punter Jr. vs. South Carolina (1/23/16)

Had 15 Assists: 15 by Fred Jenkins vs. Georgia (2/28/87)
Had 10 Assists: 11 by Trae Golden vs. ULM (11/16/11)

Had 6 Steals: 6 by Josh Richardson vs. Butler (12/14/14)
Had 5 Steals: 5 by Devon Baulkman vs. Vanderbilt (3/10/16)

Had 5 Blocks: 6 by Grant Williams at Texas A&M (12/29/16)

Played Every Minute Of A Game: 40 minutes by Kevin Punter Jr. at Mississippi State (1/16/16)
Converted A 4-Point Play: Detrick Mostella vs. Kansas (11/28/14)

Hit A Shot At The Buzzer To Send A Game To Overtime:
 Robert Hubbs III hit a driving layup as time expired to tie the game 67-67. Tennessee won 76-73 in overtime at Vanderbilt (2/11/15).

Hit A Shot In The Closing Seconds To Send A Game To Overtime: Jordan McRae made a contested 3-pointer at Texas A&M with 7.9 seconds left in regulation, tying the game at 69. Tennessee went on to win, 93-85, in four overtimes (2/23/13)

Hit A Shot At The Buzzer To Win A Game: Brian Williams grabbed an offensive rebound off a Tobias Harris missed 3-pointer and sank a four-footer just off the right block at the buzzer to give Tennessee a 59-57 win at Georgia (1/18/11)

Hit A Closing-Seconds Shot To Win A Game: Scotty Hopson sank a game-winning field goal with his foot on the 3-point line in UT's 61-60 victory over Florida (1/31/10)

Scored 20 or more points in a first half: Jordan McRae (20) vs. South Carolina (2/8/14)

Scored 20 or more points in a second half: Robert Hubbs III (22 of his 28) vs. Chaminade (11/23/16)

Had A Triple-Double: Tyler Smith (12 points, 10 rebounds, 10 assists) vs. UNC Asheville (12/3/08)
The only triple-double in Tennessee basketball history

LAST TIME TENNESSEE...

Scored 110 Points: 124 vs. UNC Asheville (11/17/09)
Scored 105 Points: 105 vs. East Carolina (11/20/09)
Scored 100 Points: 103 vs. Appalachian State (11/15/16)

Allowed 100 Points: 105 vs. Texas (12/23/06, OT)

Scored 60 Points in a Half: 62 (2nd half) vs. East Carolina (11/20/09)

Did Not Score 20+ Points in a Half: 17 (2nd half) vs. Kentucky (2/17/15)

Grabbed 55 Rebounds: 58 vs. UT Martin (11/18/08)
Grabbed 50 Rebounds: 52 vs. Gardner-Webb (11/22/15)

Made 40 Field Goals: 40 (40-70) vs. East Carolina (11/20/09)

Attempted 90 Field Goals: 91 (38-91) vs. LSU (2/10/90)
Attempted 80 Field Goals: 80 (30-80) vs. College of Charleston (12/31/10)
Attempted 70 Field Goals: 71 (25-71) at Ole Miss (1/17/17)

Made 15 3-pointers: 16 (16-33) vs. Presbyterian (12/6/16)
Made 10 3-pointers: 16 (16-33) vs. Presbyterian (12/6/16)

Attempted 35 3-pointers: 39 (13-39) vs. Chattanooga (1/2/12)
Attempted 30 3-pointers: 33 (16-33) vs. Presbyterian (12/6/16)

Made 45 Free Throws: 45 (45-60) vs. George Washington (12/28/00)
Made 40 Free Throws: 45 (45-60) vs. George Washington (12/28/00)

Attempted 55 Free Throws: 60 (45-60) vs. George Washington (12/28/00)

Had 30 Assists: 30 vs. Tusculum (1/4/14)
Had 25 Assists: 26 vs. Appalachian State (11/15/16)
Had 20 Steals: 21 vs. North Carolina A&T (12/23/09)
Had 15 Steals: 15 at Vanderbilt (2/22/11)
Had 12 Blocks: 14 vs. Virginia (12/19/00)

Never trailed in a game: at Auburn (1/31/17)

Faced a 25-Point Deficit: Trailed 49-74 in second half at Vanderbilt (3/1/16); lost 69-86
Faced a 20-Point Deficit: Trailed 6-27 in first half vs. Gonzaga (12/18/16); lost 76-86
Faced a 15-Point Deficit: Trailed 12-27 in first half vs. South Carolina (1/11/17); lost 70-60

Overcame a 20-Point Deficit To Win: Trailed 13-34 in first half, won 84-77 vs. Kentucky (2/2/16)
Overcame a 15-Point Deficit To Win: Trailed 58-43 in first half vs. Lipscomb (12/15/16); won 92-77
Overcame a 10-Point Deficit To Win: Trailed 58-43 in first half vs. Lipscomb (12/15/16); won 92-77

Overcame a 15-Point Halftime Deficit To Win: Trailed 35-50 at halftime, won 111-105 in overtime vs. Texas (12/23/06)
Overcame a 10-Point Halftime Deficit To Win: Trailed 24-35 at halftime, won 74-69 in overtime at LSU (2/29/12)

Did Not Make A 3-Pointer: 0 (0-8) vs. Duke (11/21/11)
Active 3-point streak: 192 games

Played a Half Without a Committing a Turnover: Second half vs. George Washington (11/27/15)

Had Six Players Score In Double Figures in Same Game:
 Robert Hubbs III (16), Lamonté Turner (15), Jordan Bowden (14), Kyle Alexander (13), Grant Williams (13), Shembari Phillips (11) vs. Appalachian State (11/15/16)

Had Seven Players Score In Double Figures in Same Game: Vincent Yarbrough (18), Charles Hathaway (12), Harris Walker (12), Marcus Haislip (12), Isiah Victor (11), Tony Harris (11), Terrence Woods (11) vs. East Tennessee State (11/19/00)

Had Two Players Record Double-Doubles in Same Game:
 Jeronne Maymon (11 pts, 11 rebs) and Jarnell Stokes (26 pts, 14 rebs) vs. UMass (3/21/14)

Tennessee Did Not Have A Player Score in Double Figures: at Georgetown (11/30/12)

Opponent Did Not Have A Player Score in Double Figures: vs. South Carolina (3/14/14)

Had Three Players Score 20+ Points in Same Game:
 Jordan McRae (21), Josh Richardson (20) and Jarnell Stokes (20) vs. Virginia (12/30/13)

Had Two Players Score 25+ Points in Same Game: Armani Moore (29) and Kevin Punter Jr. (26) vs. Army West Point (11/24/15)

Tennessee Player Made SportCenter's Top 10 Plays:
 Jordan Bowden vs. Tennessee Tech (12/13/16). Alley-oop from Lamonté Turner on in-bounds play; No. 3 play

Tennessee Player was Called for a Technical Foul: Armani Moore and Admiral Schofield vs. Auburn (2/9/16)
Tennessee Player was Ejected: Yemi Makanjuola (type-2 flagrant foul) at Vanderbilt (1/24/12)

Tennessee Head Coach was Called for a Technical Foul:
 Bruce Pearl vs. Florida (3/11/11)
Games elapsed since: 196
Tennessee Head Coach was Ejected: Bruce Pearl vs. College of Charleston (12/31/10)

Opposing Player was Ejected: Trayvon Reed of Auburn (technical foul and a type-1 flagrant foul, 1/31/15)
Opposing Head Coach was Ejected: Mark Fox of Georgia (2/4/12)

► RESULTS

| Record: | Overall | Home | Away | Neutral |
|----------------|---------|------|------|---------|
| All Games | 14-11 | 9-4 | 4-4 | 1-3 |
| Conference | 6-6 | 3-3 | 3-3 | 0-0 |
| Non-Conference | 8-5 | 6-1 | 1-1 | 1-3 |

| Date | Time | Opponent | Score | Attendance | High Points | High Rebounds | High Assists |
|------------|-----------|-------------------------------------|-------------|------------|-------------------------------------------|---------------------------------------------------------------|------------------------------------------------------------|
| Nov. 11 | 7 p.m. | Chattanooga (SEC Network+) | L, 82-69 | 14,483 | 21 Jordan Bone | 10 Grant Williams | 2 Robert Hubbs III |
| Nov. 15 | 7 p.m. | Appalachian St. (SEC Network) | W, 103-94 | 11,758 | 16 Robert Hubbs III | 7 Kyle Alexander | 8 Jordan Bone |
| Nov. 21 | 2:30 p.m. | 1-vs. Wisconsin (ESPN2) | L, 74-62 | 2,400 | 16 Shembari Phillips | 6 Kyle Alexander | 2 Admiral Schofield 2 Lamonté Turner |
| Nov. 22 | 1:30 p.m. | 1-#13 Oregon (ESPN2) | L, 69-65 OT | 2,400 | 22 Detrick Mostella | 10 John Fulkerson | 2 John Fulkerson 2 Kwe Parker |
| Nov. 23 | 2:15 p.m. | 1-vs. Chaminade (ESPNU) | W, 95-81 | 2,400 | 28 Robert Hubbs III | 8 John Fulkerson | 4 Lamonté Turner |
| Dec. 3 | 1 p.m. | Georgia Tech (SEC Network+) | W, 81-58 | 12,634 | 14 Shembari Phillips 14 Grant Williams | 8 John Fulkerson | 7 Shembari Phillips |
| Dec. 6 | 7 p.m. | Presbyterian (SEC Network+) | W, 90-50 | 11,547 | 24 Lamonté Turner | 8 Grant Williams | 4 Shembari Phillips |
| Dec. 11 | 5 p.m. | at #7 North Carolina (ESPN) | L, 73-71 | 18,745 | 21 Robert Hubbs III | 6 Robert Hubbs III 6 Grant Williams | 2 Jordan Bowden 2 Shembari Phillips 2 Grant Williams |
| Dec. 13 | 7 p.m. | Tennessee Tech (SEC Network) | W, 74-68 | 11,524 | 25 Robert Hubbs III | 7 Robert Hubbs III | 5 Shembari Phillips |
| Dec. 15 | 7 p.m. | Lipscomb (SEC Network +) | W, 92-77 | 11,893 | 30 Grant Williams | 10 Robert Hubbs III | 5 Shembari Phillips |
| Dec. 18 | 4 p.m. | 2-vs. #8 Gonzaga (ESPN2) | L, 86-76 | 13,784 | 17 Detrick Mostella | 7 Grant Williams | 4 Kwe Parker 4 Lamonté Turner |
| Dec. 22 | 7 p.m. | at ETSU (My VLT/ESPN3) | W, 72-68 | 6,149 | 25 Detrick Mostella | 9 Grant Williams | 4 Kwe Parker |
| Dec. 29 | 7 p.m. | at Texas A&M* (SEC Network) | W, 73-63 | 9,199 | 14 Lamonté Turner | 6 Shembari Phillips | 4 Detrick Mostella 4 Lamonté Turner |
| Jan. 3 | 6:30 p.m. | Arkansas* (SEC Network) | L, 82-78 | 13,002 | 21 Robert Hubbs III | 11 Grant Williams | 3 Jordan Bone |
| Jan. 7 | 5:20 p.m. | at #24 Florida* (ESPN2) | L, 83-70 | 10,843 | 18 Admiral Schofield | 10 Admiral Schofield | 4 Lamonté Turner |
| Jan. 11 | 6:30 p.m. | South Carolina* (SEC Network) | L, 70-60 | 13,794 | 15 Grant Williams | 7 Robert Hubbs III | 3 Admiral Schofield |
| Jan. 14 | 8:30 p.m. | at Vanderbilt* (SEC Network) | W, 87-75 | 12,235 | 23 Jordan Bone | 9 Grant Williams | 5 Jordan Bone |
| Jan. 17 | 9 p.m. | at Ole Miss* (SEC Network) | L, 80-69 | 6,085 | 15 Robert Hubbs III 15 Lamonté Turner | 7 Robert Hubbs III | 5 Lamonté Turner |
| Jan. 21 | 6 p.m. | Mississippi State* (SEC Network) | W, 91-74 | 13,917 | 19 Robert Hubbs III | 9 Lew Evans | 6 Lamonté Turner |
| Jan. 24 | 9 p.m. | #4 Kentucky* (ESPN) | W, 82-80 | 19,349 | 25 Robert Hubbs III | 7 Robert Hubbs III 7 Admiral Schofield 7 Lamonté Turner | 6 Grant Williams |
| Jan. 28 | 2 p.m. | 3-Kansas State (ESPN2) | W, 70-58 | 14,398 | 17 Grant Williams | 9 Kyle Alexander | 5 Jordan Bone 5 Lamonté Turner |
| Jan. 31 | 9 p.m. | at Auburn* (SEC Network) | W, 87-77 | 7,525 | 18 Admiral Schofield | 9 Robert Hubbs III | 5 Robert Hubbs III |
| Feb. 4 | 3:30 p.m. | at Mississippi State* (SEC Network) | L, 64-59 | 7,581 | 13 Jordan Bone | 8 Jordan Bone | 3 Robert Hubbs III 3 Lamonté Turner |
| Feb. 8 | 6:30 p.m. | Ole Miss* (SEC Network) | W, 75-66 | 12,209 | 18 Robert Hubbs III 18 Grant Williams | 7 Jordan Bowden 7 Grant Williams | 5 Jordan Bone |
| Feb. 11 | 4 p.m. | Georgia* (ESPNU) | L, 76-75 | 15,637 | 30 Grant Williams | 9 Kyle Alexander | 5 Lamonté Turner |
| Feb. 14 | 7 p.m. | at Kentucky* (ESPN) | | | | | |
| Feb. 18 | 1 p.m. | Missouri* (SEC Network) | | | | | |
| Feb. 22 | 6:30 p.m. | Vanderbilt* (SEC Network) | | | | | |
| Feb. 25 | 1 p.m. | at South Carolina* (SEC Network) | | | | | |
| March 1 | 7 p.m. | at LSU* (SEC Network) | | | | | |
| March 4 | 1 p.m. | Alabama* (SEC Network) | | | | | |
| March 8-12 | | 4-vs. TBD (SEC Network) | | | | | |

- 1-Maui Jim Maui Invitational (Lahaina Civic Center; Lahaina, Maui)
- 2-Battle on Broadway (Bridgestone Arena; Nashville, Tenn.)
- 3-SEC/Big 12 Challenge presented by Sonic
- 4-SEC Tournament (Bridgestone Arena; Nashville, Tenn.)

* Southeastern Conference Game Rankings listed are Associated Press All Times Eastern

► TEAM GAME-BY-GAME STATS

| | Date | Result | FG-A | Pct | 3FG-A | Pct | FT-A | Pct | Rebounds O-D-Total | PF | Pts | A | TO | Blk | Stl | Min | Pts. at Half |
|----------------------|------------|-------------|-------|------|-------|------|-------|-------|-----------------------|----|-----|----|----|-----|-----|-----|-----------------|
| Chattanooga | | | 27-58 | .466 | 5-18 | .278 | 23-33 | .697 | 12-24-36 | 26 | 82 | 12 | 14 | 3 | 9 | 200 | 34 |
| at Tennessee | Nov. 11 | L, 82-669 | 19-58 | .328 | 1-16 | .063 | 30-40 | .750 | 19-23-42 | 24 | 69 | 4 | 18 | 7 | 3 | 200 | 29 |
| Appalachian State | | | 30-65 | .462 | 10-26 | .385 | 24-37 | .649 | 17-22-39 | 27 | 94 | 14 | 18 | 1 | 4 | 200 | 38 |
| at Tennessee | Nov. 15 | W, 103-94 | 35-63 | .556 | 8-19 | .421 | 25-34 | .735 | 10-23-33 | 29 | 103 | 26 | 12 | 5 | 7 | 200 | 50 |
| vs. #16 Wisconsin | | | 25-62 | .403 | 7-19 | .368 | 13-19 | .684 | 8-28-36 | 12 | 74 | 16 | 18 | 5 | 7 | 200 | 40 |
| Tennessee | Nov. 21 | L, 74-62 | 27-48 | .563 | 6-19 | .316 | 6-6 | 1.000 | 9-16-25 | 17 | 662 | 10 | 10 | 2 | 7 | 200 | 32 |
| vs. #13 Oregon | | | 18-53 | .340 | 5-17 | .294 | 28-38 | .737 | 11-26-37 | 19 | 69 | 9 | 21 | 8 | 9 | 225 | 32 |
| Tennessee | Nov. 22 | L, 69-65 OT | 21-56 | .375 | 5-22 | .227 | 18-24 | .750 | 12-30-42 | 29 | 65 | 9 | 25 | 6 | 11 | 225 | 32 |
| vs. Chaminade | | | 28-61 | .459 | 9-25 | .360 | 16-21 | .762 | 13-22-35 | 18 | 81 | 11 | 18 | 1 | 6 | 200 | 40 |
| Tennessee | Nov. 23 | W, 95-81 | 36-69 | .522 | 7-17 | .412 | 16-20 | .800 | 13-23-36 | 19 | 95 | 16 | 12 | 7 | 13 | 200 | 51 |
| Georgia Tech | | | 18-55 | .327 | 6-13 | .462 | 16-20 | .800 | 15-16-31 | 22 | 58 | 12 | 19 | 2 | 9 | 200 | 25 |
| at Tennessee | Dec. 3 | W, 81-58 | 28-53 | .528 | 6-11 | .545 | 19-24 | .792 | 12-25-37 | 23 | 81 | 18 | 16 | 1 | 8 | 200 | 42 |
| Presbyterian | | | 18-50 | .360 | 7-18 | .389 | 7-9 | .778 | 10-24-34 | 17 | 50 | 11 | 22 | 1 | 4 | 200 | 28 |
| at Tennessee | Dec. 6 | W, 90-50 | 29-64 | .453 | 16-33 | .485 | 16-19 | .842 | 13-24-37 | 15 | 90 | 18 | 7 | 5 | 9 | 200 | 40 |
| at #7 North Carolina | | | 29-73 | .397 | 2-17 | .118 | 13-24 | .542 | 22-19-41 | 16 | 73 | 14 | 10 | 4 | 7 | 200 | 36 |
| Tennessee | Dec. 11 | L, 73-71 | 28-54 | .519 | 3-13 | .231 | 12-15 | .800 | 7-25-32 | 22 | 71 | 11 | 16 | 6 | 5 | 200 | 44 |
| Tennessee Tech | | | 25-57 | .439 | 7-21 | .333 | 11-16 | .688 | 7-24-31 | 23 | 68 | 12 | 12 | 1 | 6 | 200 | 25 |
| at Tennessee | Dec. 13 | W, 74-68 | 26-57 | .456 | 6-20 | .300 | 16-21 | .762 | 11-18-39 | 18 | 74 | 17 | 14 | 6 | 5 | 200 | 43 |
| Lipscomb | | | 28-63 | .444 | 12-28 | .429 | 9-17 | .529 | 8-21-29 | 25 | 77 | 17 | 9 | 2 | 6 | 200 | 58 |
| at Tennessee | Dec. 15 | W, 92-77 | 30-55 | .545 | 4-11 | .364 | 28-39 | .718 | 10-31-41 | 17 | 92 | 16 | 12 | 4 | 5 | 200 | 49 |
| vs. #8 Gonzaga | | | 25-46 | .543 | 9-20 | .450 | 27-33 | .818 | 8-34-42 | 30 | 86 | 13 | 20 | 4 | 6 | 200 | 43 |
| Tennessee | Dec. 18 | L, 86-76 | 21-69 | .304 | 10-29 | .345 | 24-33 | .727 | 20-18-38 | 26 | 76 | 11 | 10 | 2 | 5 | 200 | 29 |
| at ETSU | | | 24-64 | .375 | 8-17 | .471 | 12-17 | .706 | 15-20-35 | 21 | 68 | 13 | 13 | 5 | 8 | 200 | 23 |
| Tennessee | Dec. 22 | W, 72-68 | 24-55 | .436 | 6-19 | .316 | 18-27 | .667 | 17-27-44 | 18 | 72 | 12 | 17 | 10 | 6 | 200 | 32 |
| at Texas A&M | | | 21-61 | .344 | 5-17 | .294 | 16-24 | .667 | 18-26-44 | 18 | 63 | 10 | 16 | 2 | 3 | 200 | 29 |
| Tennessee | Dec. 29 | W, 73-63 | 23-58 | .397 | 7-26 | .269 | 20-25 | .667 | 9-28-37 | 23 | 73 | 16 | 10 | 9 | 5 | 200 | 29 |
| Arkansas | | | 27-54 | .500 | 5-11 | .455 | 23-32 | .719 | 5-31-36 | 24 | 82 | 11 | 9 | 5 | 5 | 200 | 37 |
| at Tennessee | Jan. 3 | L, 82-78 | 25-64 | .391 | 5-19 | .263 | 23-33 | .697 | 14-29-43 | 23 | 78 | 15 | 8 | 3 | 4 | 200 | 39 |
| at #24 Florida | | | 28-56 | .500 | 9-20 | .450 | 18-26 | .692 | 11-20-31 | 16 | 83 | 13 | 11 | 3 | 10 | 200 | 32 |
| Tennessee | Jan. 7 | L, 83-70 | 27-54 | .500 | 6-14 | .429 | 10-13 | .769 | 9-22-31 | 22 | 70 | 10 | 19 | 1 | 6 | 200 | 33 |
| South Carolina | | | 22-54 | .407 | 7-13 | .538 | 19-27 | .704 | 15-23-38 | 26 | 70 | 12 | 22 | 5 | 12 | 200 | 27 |
| at Tennessee | Jan. 11 | L, 70-60 | 17-52 | .327 | 1-11 | .091 | 25-33 | .758 | 17-20-30 | 22 | 60 | 10 | 22 | 5 | 6 | 200 | 21 |
| at Vanderbilt | | | 26-49 | .531 | 6-14 | .429 | 17-21 | .810 | 8-18-26 | 14 | 775 | 11 | 9 | 3 | 2 | 200 | 34 |
| Tennessee | Jan. 14 | W, 87-75 | 34-58 | .586 | 8-15 | .533 | 11-14 | .786 | 8-18-26 | 19 | 87 | 18 | 6 | 4 | 4 | 200 | 39 |
| at Ole Miss | | | 26-54 | .481 | 1-14 | .071 | 27-42 | .643 | 13-37-50 | 24 | 80 | 14 | 17 | 6 | 3 | 200 | 38 |
| Tennessee | Jan. 17 | L, 80-69 | 25-71 | .352 | 6-25 | .240 | 13-24 | .542 | 17-25-42 | 31 | 69 | 15 | 12 | 6 | 4 | 200 | 38 |
| Mississippi State | | | 26-59 | .441 | 5-20 | .250 | 17-28 | .607 | 9-26-35 | 24 | 74 | 11 | 11 | 4 | 4 | 200 | 34 |
| at Tennessee | Jan. 21 | W, 91-74 | 31-67 | .463 | 7-17 | .412 | 22-37 | .595 | 19-30-49 | 18 | 91 | 20 | 7 | 5 | 4 | 200 | 37 |
| #4 Kentucky | | | 25-60 | .417 | 6-24 | .250 | 24-31 | .774 | 8-32-40 | 20 | 80 | 14 | 14 | 7 | 4 | 200 | 34 |
| at Tennessee | Jan. 24 | W, 82-80 | 30-64 | .469 | 5-10 | .500 | 17-27 | .630 | 7-32-39 | 22 | 82 | 18 | 9 | 4 | 8 | 200 | 39 |
| Kansas State | | | 19-48 | .396 | 5-16 | .313 | .652 | 15-23 | 7-22-29 | 19 | 58 | 12 | 13 | 4 | 5 | 200 | 22 |
| at Tennessee | Jan. 28 | W, 70-58 | 26-58 | .448 | 5-14 | .357 | 13-21 | .619 | 16-27-43 | 18 | 70 | 16 | 12 | 4 | 6 | 200 | 39 |
| at Auburn | | | 25-66 | .379 | 9-26 | .346 | 18-25 | .720 | 9-26-35 | 25 | 77 | 7 | 12 | 2 | 6 | 200 | 30 |
| Tennessee | Jan. 31 | W, 87-77 | 28-63 | .444 | 9-16 | .563 | 22-27 | .815 | 11-32-43 | 26 | 87 | 15 | 13 | 0 | 6 | 200 | 46 |
| at Mississippi State | | | 21-68 | .309 | 7-26 | .269 | 15-31 | .484 | 21-34-55 | 24 | 64 | 9 | 10 | 4 | 6 | 200 | 21 |
| Tennessee | Feb. 4 | L, 64-59 | 22-57 | .386 | 5-18 | .278 | 10-22 | .455 | 9-36-45 | 24 | 59 | 11 | 14 | 2 | 1 | 200 | 33 |
| Ole Miss | | | 23-67 | .343 | 7-22 | .318 | 13-16 | .813 | 20-26-46 | 28 | 66 | 9 | 18 | 2 | 5 | 200 | 38 |
| at Tennessee | Feb. 8 | W, 75-66 | 23-56 | .411 | 4-13 | .308 | 25-36 | .694 | 11-26-37 | 18 | 75 | 17 | 12 | 9 | 5 | 200 | 34 |
| Georgia | | | 29-56 | .518 | 7-19 | .368 | 11-16 | .688 | 11-26-37 | 23 | 76 | 10 | 11 | 3 | 3 | 200 | 34 |
| at Tennessee | Feb. 11 | L, 76-75 | 26-62 | .419 | 4-14 | .286 | 19-24 | .792 | 13-18-31 | 16 | 75 | 19 | 5 | 4 | 3 | 200 | 36 |
| at Kentucky | | | | | | | | | | | | | | | | | |
| Tennessee | Feb. 14 | | | | | | | | | | | | | | | | |
| Missouri | | | | | | | | | | | | | | | | | |
| at Tennessee | Feb. 18 | | | | | | | | | | | | | | | | |
| Vanderbilt | | | | | | | | | | | | | | | | | |
| at Tennessee | Feb. 22 | | | | | | | | | | | | | | | | |
| at South Carolina | | | | | | | | | | | | | | | | | |
| Tennessee | Feb. 25 | | | | | | | | | | | | | | | | |
| at LSU | | | | | | | | | | | | | | | | | |
| Tennessee | March 1 | | | | | | | | | | | | | | | | |
| Alabama | | | | | | | | | | | | | | | | | |
| at Tennessee | March 4 | | | | | | | | | | | | | | | | |
| vs. SEC Tournament | | | | | | | | | | | | | | | | | |
| Tennessee | March 8-12 | | | | | | | | | | | | | | | | |

Rankings listed are Associated Press

► INDIVIDUAL POINTS-REBOUNDS-ASSISTS

| | Kyle Alexander | Jordan Bone | Jordan Bowden | Lucas Campbell | Lew Evans | John Fulkerson | Robert Hubbs III | Detrick Mostella | Kwe Parker | Shembari Phillips | Admiral Schofield | Lamonté Turner | Grant Williams | Brad Woodson |
|----------------------|----------------|-------------|---------------|----------------|-----------|----------------|------------------|------------------|------------|-------------------|-------------------|----------------|----------------|--------------|
| Chattanooga | 7-8-0 | 21-1-1 | 0-1-0 | DNP | 0-0-0 | 0-2-0 | 11-7-2 | 2-1-0 | INJ | 8-5-0 | 0-3-0 | 12-2-0 | 8-10-1 | DNP |
| Appalachian State | 13-7-0 | 7-0-8 | 14-1-2 | DNP | 0-2-1 | 4-3-1 | 16-1-3 | 5-6-0 | INJ | 11-4-2 | 5-2-2 | 15-3-5 | 13-1-2 | DNP |
| vs. #16 Wisconsin | 2-6-0 | 0-0-1 | 2-1-0 | DNP | 0-0-0 | 0-2-0 | 12-2-1 | 12-3-1 | 0-0-1 | 16-2-1 | 7-0-2 | 5-0-2 | 6-3-1 | DNP |
| vs. #13 Oregon | 0-2-0 | INJ | 9-2-1 | DNP | 0-0-1 | 12-10-2 | 6-8-0 | 22-9-0 | 4-2-2 | 4-4-1 | SUSP | 5-2-1 | 3-3-1 | DNP |
| vs. Chaminade | 5-1-0 | INJ | 11-6-1 | DNP | 0-1-1 | 8-8-2 | 28-5-3 | 14-1-1 | 3-1-0 | 12-6-2 | SUSP | 4-2-4 | 10-4-2 | DNP |
| Georgia Tech | 4-3-1 | INJ | 5-0-2 | DNP | 7-6-3 | 128-1 | 10-3-0 | 7-3-1 | 0-0-0 | 14-5-7 | SUSP | 8-2-2 | 14-6-1 | DNP |
| Presbyterian | 0-3-1 | INJ | 21-5-2 | 0-0-0 | 0-1-1 | 2-4-2 | 14-2-1 | 3-3-2 | 0-1-0 | 7-3-4 | 5-3-0 | 24-3-3 | 9-8-2 | 5-0-0 |
| at #7 North Carolina | 2-1-0 | INJ | 12-5-2 | DNP | 3-1-0 | 8-4-1 | 21-6-1 | 2-3-1 | DNP | 7-0-2 | 0-1-1 | 9-1-1 | 7-6-2 | DNP |
| Tennessee Tech | 2-2-0 | INJ | 9-5-0 | DNP | 1-2-1 | 1-5-1 | 25-7-1 | 0-6-3 | 0-0-1 | 9-2-5 | 4-4-0 | 16-2-4 | 7-3-1 | DNP |
| Lipscomb | 0-1-0 | INJ | 7-4-1 | DNP | 9-5-3 | 0-0-0 | 22-10-1 | 11-7-1 | 1-3-1 | 9-4-5 | INJ | 3-1-4 | 30-6-0 | DNP |
| vs. #8 Gonzaga | 2-6-0 | INJ | 9-6-0 | DNP | 8-5-0 | INJ | 10-1-1 | 17-0-1 | 2-3-4 | 2-2-1 | 7-1-0 | 8-4-4 | 11-7-0 | DNP |
| at ETSU | 6-5-0 | INJ | 2-2-0 | DNP | 6-4-0 | INJ | 11-5-2 | 25-7-2 | 5-1-4 | 7-2-0 | 0-1-0 | 4-3-2 | 6-9-2 | DNP |
| at Texas A&M | 5-5-0 | 0-0-1 | 6-0-1 | DNP | 3-1-0 | INJ | 6-3-2 | 13-4-4 | 0-1-1 | 10-6-3 | 4-4-0 | 14-4-4 | 12-5-0 | DNP |
| Arkansas | 2-2-0 | 6-1-3 | 0-2-1 | DNP | 4-0-2 | INJ | 21-7-2 | 16-4-1 | 4-0-2 | 0-7-2 | 7-6-0 | 5-0-2 | 15-11-0 | DNP |
| at #24 Florida | 4-4-0 | 6-1-2 | 15-1-1 | DNP | 0-0-0 | INJ | 8-4-2 | 9-2-0 | 0-1-0 | 0-0-0 | 18-10-1 | 4-3-4 | 6-1-0 | DNP |
| South Carolina | 3-4-0 | 7-1-1 | 4-2-0 | DNP | 2-3-0 | INJ | 12-7-2 | | 0-2-1 | 0-2-1 | 5-2-3 | 12-2-2 | 15-6-0 | DNP |
| at Vanderbilt | 0-1-0 | 23-1-5 | 4-1-3 | DNP | 4-2-0 | INJ | 12-3-2 | | 0-0-0 | 5-2-0 | 15-3-3 | 12-2-4 | 12-9-1 | DNP |
| at Ole Miss | 6-6-0 | 2-1-4 | 14-3-0 | DNP | 3-5-2 | INJ | 15-7-3 | | 0-0-0 | 5-3-0 | 4-3-0 | 15-2-5 | 5-4-1 | DNP |
| Mississippi State | 5-4-0 | 8-6-4 | 14-7-2 | DNP | 5-9-3 | INJ | 19-5-3 | | 0-0-1 | 0-2-0 | 15-7-1 | 8-3-6 | 17-2-0 | DNP |
| #4 Kentucky | 0-1-0 | 2-2-0 | 5-1-2 | DNP | 8-4-3 | INJ | 25-7-2 | | 0-0-1 | 4-2-0 | 15-7-1 | 10-7-3 | 13-6-6 | DNP |
| Kansas State | 8-9-0 | 4-3-5 | 13-1-1 | DNP | 9-5-1 | INJ | 10-7-1 | | DNP | 0-0-0 | 2-3-1 | 7-3-5 | 17-6-2 | DNP |
| at Auburn | 2-4-1 | 9-2-3 | 15-6-0 | DNP | 8-3-1 | INJ | 11-9-5 | | 2-0-1 | 4-3-4 | 18-7-0 | 1-1-0 | 17-5-1 | DNP |
| at Mississippi State | 6-4-0 | 13-8-2 | 6-1-1 | DNP | 7-7-1 | INJ | 4-5-3 | | 0-1-0 | 2-2-0 | 8-7-0 | 2-3-3 | 11-5-1 | DNP |
| Ole Miss | 2-5-0 | 2-1-5 | 14-7-3 | DNP | 2-4-1 | INJ | 18-2-4 | | 0-0-0 | 3-0-0 | 7-4-0 | 9-3-4 | 18-7-0 | DNP |
| Georgia | 6-9-0 | 4-3-4 | 6-4-3 | DNP | 2-1-0 | INJ | 10-3-2 | | DNP | 3-2-4 | 7-3-0 | 7-0-5 | 30-4-1 | DNP |
| at Kentucky | | | | | | | | | | | | | | |
| Missouri | | | | | | | | | | | | | | |
| Vanderbilt | | | | | | | | | | | | | | |
| at South Carolina | | | | | | | | | | | | | | |
| at LSU | | | | | | | | | | | | | | |
| Alabama | | | | | | | | | | | | | | |
| SEC Tournament | | | | | | | | | | | | | | |

Rankings listed are Associated Press

GAME-BY-GAME STARTERS

| OPPONENT | 1 | 2 | 3 | 4 | 5 | OPPONENT | 1 | 2 | 3 | 4 | 5 |
|-------------------|----------|----------|-----------|-----------|-----------|-------------------|------|--------|-----------|----------|-----------|
| Chattanooga | Bone | Mostella | Hubbs III | Schofield | Alexander | Kansas State | Bone | Bowden | Hubbs III | Williams | Alexander |
| App. State | Bone | Phillips | Bowden | Hubbs III | Alexander | Auburn | Bone | Bowden | Hubbs III | Williams | Alexander |
| #16 Wisconsin | Turner | Phillips | Bowden | Hubbs III | Alexander | Mississippi State | Bone | Bowden | Hubbs III | Williams | Alexander |
| #13 Oregon | Phillips | Bowden | Hubbs III | Williams | Alexander | Kentucky | Bone | Bowden | Hubbs III | Williams | Alexander |
| Chaminade | Phillips | Bowden | Hubbs III | Williams | Fulkerson | Missouri | Bone | Bowden | Hubbs III | Williams | Alexander |
| Georgia Tech | Phillips | Bowden | Hubbs III | Williams | Fulkerson | Vanderbilt | | | | | |
| Presbyterian | Phillips | Bowden | Hubbs III | Williams | Fulkerson | South Carolina | | | | | |
| #7 North Carolina | Phillips | Bowden | Hubbs III | Williams | Fulkerson | LSU | | | | | |
| Tennessee Tech | Phillips | Bowden | Hubbs III | Williams | Fulkerson | Alabama | | | | | |
| Lipscomb | Phillips | Bowden | Hubbs III | Williams | Fulkerson | | | | | | |
| #8 Gonzaga | Phillips | Bowden | Hubbs III | Evans | Williams | | | | | | |
| ETSU | Turner | Bowden | Hubbs III | Williams | Alexander | | | | | | |
| Texas A&M | Turner | Bowden | Hubbs III | Williams | Alexander | | | | | | |
| Arkansas | Turner | Bowden | Hubbs III | Williams | Alexander | | | | | | |
| #24 Florida | Bone | Bowden | Hubbs III | Williams | Alexander | | | | | | |
| South Carolina | Bone | Bowden | Hubbs III | Williams | Alexander | | | | | | |
| Vanderbilt | Bone | Bowden | Hubbs III | Williams | Alexander | | | | | | |
| Ole Miss | Bone | Bowden | Hubbs III | Williams | Alexander | | | | | | |
| Mississippi State | Bone | Bowden | Hubbs III | Williams | Alexander | | | | | | |
| #4 Kentucky | Bone | Bowden | Hubbs III | Williams | Alexander | | | | | | |

► HIGHS & LOWS

TENNESSEE INDIVIDUAL GAME HIGHS

| | | |
|--------------------------|--------------|----------------------------------------------------|
| Points | 30 | Williams, Grant vs Georgia (02/11/17) |
| | 30 | Williams, Grant vs Lipscomb (12/15/16) |
| | 28 | Hubbs III, Robert vs Chaminade (11/23/16) |
| | 25 | Hubbs III, Robert vs Kentucky (01/24/17) |
| | 25 | Mostella, Detrick at ETSU (12/22/16) |
| | 25 | Hubbs III, Robert vs Tennessee Tech (12/13/16) |
| Field Goals Made | 10 | Williams, Grant vs Georgia (02/11/17) |
| | 10 | Williams, Grant vs Lipscomb (12/15/16) |
| | 10 | Hubbs III, Robert vs Tennessee Tech (12/13/16) |
| | 10 | Hubbs III, Robert vs Chaminade (11/23/16) |
| Field Goal Att. | 19 | Hubbs III, Robert vs Chaminade (11/23/16) |
| | 19 | Hubbs III, Robert vs Tennessee Tech (12/13/16) |
| FG Pct (min 5 made) | .833 (10-12) | Williams, Grant vs Lipscomb (12/15/16) |
| | .833 (5-6) | Schofield, Admiral vs Mississippi State (01/21/17) |
| 3-Point FG Made | 7 | Turner, Lamonte vs Presbyterian (12/06/16) |
| | 5 | Turner, Lamonte vs Tennessee Tech (12/13/16) |
| | 5 | Bowden, Jordan vs Presbyterian (12/06/16) |
| 3-Point FG Att. | 11 | Turner, Lamonte vs Presbyterian (12/06/16) |
| | 10 | Turner, Lamonte at Ole Miss (01/17/17) |
| | 10 | Mostella, Detrick vs Gonzaga (12/18/16) |
| | 10 | Bowden, Jordan vs Presbyterian (12/06/16) |
| 3-Pt FG Pct (min 2 made) | 1.000 (2-2) | Williams, Grant at Mississippi State (02/04/17) |
| | 1.000 (2-2) | Evans, Grant at Auburn (01/31/17) |
| | 1.000 (2-2) | Turner, Lamonte at Vanderbilt (01/14/17) |
| | 1.000 (2-2) | Phillips, Shembari at ETSU (12/22/16) |
| | 1.000 (2-2) | Phillips, Shembari vs Georgia Tech (12/03/16) |
| | 1.000 (2-2) | Phillips, Shembari vs Appalachian State (11/15/16) |
| Free Throws Made | 10 | Williams, Grant vs Georgia (02/11/17) |
| | 10 | Williams, Grant vs Lipscomb (12/15/16) |
| Free Throw Att. | 14 | Williams, Grant vs Georgia (02/11/17) |
| | 14 | Williams, Grant vs Arkansas (01/03/17) |
| FT Pct (min 3 made) | 1.000 (8-8) | Turner, Lamonte at Texas A&M (12/29/16) |
| | 1.000 (8-8) | Turner, Lamonte vs Chattanooga (11/11/16) |
| | 1.000 (7-7) | Hubbs III, Robert vs Chaminade (11/23/16) |
| | 1.000 (6-6) | Turner, Lamonte at Vanderbilt (01/14/17) |
| | 1.000 (6-6) | Mostella, Detrick at ETSU (12/22/16) |
| | 1.000 (6-6) | Turner, Lamonte vs Appalachian State (11/15/16) |
| | 1.000 (6-6) | Phillips, Shembari vs Chattanooga (11/11/16) |
| | 1.000 (5-5) | Bowden, Jordan at Auburn (01/31/17) |
| | 1.000 (5-5) | Hubbs III, Robert vs Tennessee Tech (12/13/16) |
| | 1.000 (4-4) | Bone, Jordan vs Georgia (02/11/17) |
| | 1.000 (4-4) | Hubbs III, Robert vs Georgia (02/11/17) |
| | 1.000 (4-4) | Schofield, Admiral vs Mississippi State (01/21/17) |
| | 1.000 (4-4) | Hubbs III, Robert vs South Carolina (01/11/17) |
| | 1.000 (4-4) | Schofield, Admiral vs Arkansas (01/03/17) |
| | 1.000 (4-4) | Bowden, Jordan vs Gonzaga (12/18/16) |
| | 1.000 (4-4) | Schofield, Admiral vs Gonzaga (12/18/16) |

TENNESSEE TEAM GAME HIGHS

| | | |
|-----------------------|--------------|---------------------------------|
| POINTS | 103 | APPALACHIAN STATE (11/15/16) |
| | 95 | vs Chaminade (11/23/16) |
| | 92 | LIPSCOMB (12/15/16) |
| | 91 | MISSISSIPPI STATE (01/21/17) |
| | 90 | PRESBYTERIAN (12/06/16) |
| FIELD GOALS MADE | 36 | vs Chaminade (11/23/16) |
| | 35 | APPALACHIAN STATE (11/15/16) |
| FIELD GOAL ATTEMPTS | 71 | at Ole Miss (01/17/17) |
| | 69 | vs Gonzaga (12/18/16) |
| | 69 | vs Chaminade (11/23/16) |
| FIELD GOAL PERCENTAGE | .586 (34-58) | at Vanderbilt (01/14/17) |
| | .556 (35-63) | APPALACHIAN STATE (11/15/16) |
| 3 PT FIELD GOALS MADE | 16 | PRESBYTERIAN (12/06/16) |
| | 10 | vs Gonzaga (12/18/16) |
| 3 PT FG ATTEMPTS | 33 | PRESBYTERIAN (12/06/16) |
| | 29 | vs Gonzaga (12/18/16) |
| 3 PT FG PERCENTAGE | .563 (9-16) | at Auburn (01/31/17) |
| | .545 (6-11) | GEORGIA TECH (12/03/16) |
| FREE THROWS MADE | 30 | CHATTANOOGA (11/11/16) |
| | 28 | LIPSCOMB (12/15/16) |
| FREE THROW ATTEMPTS | 40 | CHATTANOOGA (11/11/16) |
| | 39 | LIPSCOMB (12/15/16) |
| FREE THROW PERCENTAGE | 1.000 (6-6) | vs Wisconsin (11/21/16) |
| | .842 (16-19) | PRESBYTERIAN (12/06/16) |
| REBOUNDS | 49 | MISSISSIPPI STATE (01/21/17) |
| | 45 | at Mississippi State (02/04/17) |
| ASSISTS | 26 | APPALACHIAN STATE (11/15/16) |
| | 20 | MISSISSIPPI STATE (01/21/17) |
| STEALS | 13 | vs Chaminade (11/23/16) |
| | 11 | vs Oregon (11/22/16) |
| BLOCKED SHOTS | 10 | at ETSU (12/22/16) |
| | 9 | OLE MISS (02/08/17) |
| | 9 | at Texas A&M (12/29/16) |
| TURNOVERS | 25 | vs Oregon (11/22/16) |
| | 22 | SOUTH CAROLINA (01/11/17) |

TENNESSEE TEAM GAME LOWS

| | | |
|-----------------------|--------------|---------------------------------|
| POINTS | 59 | at Mississippi State (02/04/17) |
| | 60 | SOUTH CAROLINA (01/11/17) |
| | 62 | vs Wisconsin (11/21/16) |
| | 65 | vs Oregon (11/22/16) |
| | 69 | CHATTANOOGA (11/11/16) |
| | 69 | at Ole Miss (01/17/17) |
| FIELD GOALS MADE | 17 | SOUTH CAROLINA (01/11/17) |
| | 19 | CHATTANOOGA (11/11/16) |
| FIELD GOAL ATTEMPTS | 52 | SOUTH CAROLINA (01/11/17) |
| | 53 | GEORGIA TECH (12/03/16) |
| FIELD GOAL PERCENTAGE | .304 (21-69) | vs Gonzaga (12/18/16) |
| | .327 (17-52) | SOUTH CAROLINA (01/11/17) |
| 3 PT FIELD GOALS MADE | 1 | CHATTANOOGA (11/11/16) |
| | 1 | SOUTH CAROLINA (01/11/17) |
| 3 PT FG ATTEMPTS | 10 | KENTUCKY (01/24/17) |
| | 11 | GEORGIA TECH (12/03/16) |
| | 11 | LIPSCOMB (12/15/16) |
| | 11 | SOUTH CAROLINA (01/11/17) |
| 3 PT FG PERCENTAGE | .063 (1-16) | CHATTANOOGA (11/11/16) |
| | .091 (1-11) | SOUTH CAROLINA (01/11/17) |
| FREE THROWS MADE | 6 | vs Wisconsin (11/21/16) |
| | 10 | at Florida (01/07/17) |
| | 10 | at Mississippi State (02/04/17) |
| | 6 | vs Wisconsin (11/21/16) |
| | 13 | at Florida (01/07/17) |
| FREE THROW PERCENTAGE | .455 (10-22) | at Mississippi State (02/04/17) |
| | .542 (13-24) | at Ole Miss (01/17/17) |
| REBOUNDS | 25 | vs Wisconsin (11/21/16) |
| | 26 | at Vanderbilt (01/14/17) |
| ASSISTS | 4 | CHATTANOOGA (11/11/16) |
| | 9 | vs Oregon (11/22/16) |
| STEALS | 1 | at Mississippi State (02/04/17) |
| | 3 | CHATTANOOGA (11/11/16) |
| | 3 | GEORGIA (02/11/17) |
| BLOCKED SHOTS | 0 | at Auburn (01/31/17) |
| | 1 | GEORGIA TECH (12/03/16) |
| | 1 | at Florida (01/07/17) |
| | 1 | at Mississippi State (02/04/17) |

OPPONENT INDIVIDUAL GAME HIGHS

| | | |
|--------------------------|-------------|---------------------------------------------------|
| Points | 29 | Frazier, J.J. vs Georgia (02/11/17) |
| | 28 | Mathews, Garrison vs Lipscomb (12/15/16) |
| | 25 | Monk, Malik vs Kentucky (01/24/17) |
| | 23 | Allen, KeVaughn at Florida (01/07/17) |
| | 22 | Thornwell, Sindarius vs South Carolina (01/11/17) |
| | 22 | Goodwin, Rohndell vs Chaminade (11/23/16) |
| | 22 | Tuoyo, Justin vs Chattanooga (11/11/16) |
| Field Goals Made | 11 | Frazier, J.J. vs Georgia (02/11/17) |
| | 10 | Mathews, Garrison vs Lipscomb (12/15/16) |
| Field Goal Att. | 20 | Mathews, Garrison vs Lipscomb (12/15/16) |
| | 19 | Frazier, J.J. vs Georgia (02/11/17) |
| FG Pct (min 5 made) | .875 (7-8) | Adebayo, Edrice vs Kentucky (01/24/17) |
| | .857 (6-7) | Happ, Ethan vs Wisconsin (11/21/16) |
| 3-Point FG Made | 5 | Harper, Jared at Auburn (01/31/17) |
| | 5 | Mathews, Garrison vs Lipscomb (12/15/16) |
| | 5 | Good, Patrick vs Appalachian State (11/15/16) |
| 3-Point FG Att. | 13 | Monk, Malik vs Kentucky (01/24/17) |
| | 10 | Mathews, Garrison vs Lipscomb (12/15/16) |
| 3-Pt FG Pct (min 2 made) | 1.000 (3-3) | Moore, Darius vs Presbyterian (12/06/16) |
| | 1.000 (3-3) | Hayes, Nigel vs Wisconsin (11/21/16) |
| | 1.000 (2-2) | Fox, DeAaron vs Kentucky (01/24/17) |
| | 1.000 (2-2) | Bradford, Jaylen vs Arkansas (01/24/17) |
| | 1.000 (2-2) | DESONTA BRADFORD at ETSU (12/22/16) |
| | 1.000 (2-2) | Brooks, Dillon vs Oregon (11/22/16) |
| Free Throws Made | 12 | Macon, Daryl vs Arkansas (01/03/17) |
| | 9 | Thornwell, Sindarius vs South Carolina (01/11/17) |
| Free Throw Att. | 14 | Schneider Herard at Mississippi State (02/04/17) |
| | 13 | Macon, Daryl vs Arkansas (01/03/17) |
| FT Pct (min 3 made) | 1.000 (7-7) | Furmanovicus, Justus at Ole Miss (01/17/17) |
| | 1.000 (6-6) | Leon, Justin at Florida (01/07/17) |
| | 1.000 (6-6) | Collins, Zach vs Gonzaga (12/18/16) |
| | 1.000 (4-4) | Ready, JI vs Mississippi State (01/21/17) |
| | 1.000 (4-4) | LACHANCE, Riley at Vanderbilt (01/14/17) |
| | 1.000 (4-4) | Jugovic, Aleksa vs Tennessee Tech (12/13/16) |
| | 1.000 (4-4) | Lammers, Ben vs Georgia Tech (12/03/16) |
| | 1.000 (4-4) | Shastri, Kiran vs Chaminade (11/23/16) |
| | 1.000 (3-3) | Burnett, Deandre vs Ole Miss (02/08/17) |
| | 1.000 (3-3) | Johnson, Ronnie at Auburn (01/31/17) |
| | 1.000 (3-3) | Boucher, Chris vs Oregon (11/22/16) |
| | 1.000 (3-3) | Benson, Casey vs Oregon (11/22/16) |
| | 1.000 (3-3) | Trice, D'Mitrik vs Wisconsin (11/21/16) |
| | 1.000 (3-3) | Holley, Bennett vs Appalachian State (11/15/16) |
| Rebounds | 15 | Saiz, Sebastian vs Ole Miss (02/08/17) |
| | 15 | Schneider Herard at Mississippi State (02/04/17) |
| Assists | 8 | DESONTA BRADFORD at ETSU (12/22/16) |

OPPONENT TEAM GAME HIGHS

| | | |
|-----------------------|--------------|---------------------------------|
| POINTS | 94 | APPALACHIAN STATE (11/15/16) |
| | 86 | vs Gonzaga (12/18/16) |
| | 83 | at Florida (01/07/17) |
| | 82 | ARKANSAS (01/03/17) |
| | 82 | CHATTANOOGA (11/11/16) |
| FIELD GOALS MADE | 30 | APPALACHIAN STATE (11/15/16) |
| | 29 | GEORGIA (02/11/17) |
| | 29 | at North Carolina (12/11/16) |
| FIELD GOAL ATTEMPTS | 73 | at North Carolina (12/11/16) |
| | 68 | at Mississippi State (02/04/17) |
| FIELD GOAL PERCENTAGE | .563 (27-48) | vs Wisconsin (11/21/16) |
| | .543 (25-46) | vs Gonzaga (12/18/16) |
| 3 PT FIELD GOALS MADE | 12 | LIPSCOMB (12/15/16) |
| | 10 | APPALACHIAN STATE (11/15/16) |
| 3 PT FG ATTEMPTS | 28 | LIPSCOMB (12/15/16) |
| | 26 | at Mississippi State (02/04/17) |
| | 26 | at Auburn (01/31/17) |
| | 26 | APPALACHIAN STATE (11/15/16) |
| 3 PT FG PERCENTAGE | .538 (7-13) | SOUTH CAROLINA (01/11/17) |
| | .471 (8-17) | at ETSU (12/22/16) |
| FREE THROWS MADE | 28 | vs Oregon (11/22/16) |
| | 27 | at Ole Miss (01/17/17) |
| | 27 | vs Gonzaga (12/18/16) |
| FREE THROW ATTEMPTS | 42 | at Ole Miss (01/17/17) |
| | 38 | vs Oregon (11/22/16) |
| FREE THROW PERCENTAGE | .818 (27-33) | vs Gonzaga (12/18/16) |
| | .813 (13-16) | OLE MISS (02/08/17) |
| REBOUNDS | 55 | at Mississippi State (02/04/17) |
| | 50 | at Ole Miss (01/17/17) |
| ASSISTS | 17 | LIPSCOMB (12/15/16) |
| | 16 | vs Wisconsin (11/21/16) |
| STEALS | 12 | SOUTH CAROLINA (01/11/17) |
| | 10 | at Florida (01/07/17) |
| BLOCKED SHOTS | 8 | vs Oregon (11/22/16) |
| | 7 | KENTUCKY (01/24/17) |
| TURNOVERS | 22 | SOUTH CAROLINA (01/11/17) |
| | 22 | PRESBYTERIAN (12/06/16) |
| FOULS | 30 | vs Gonzaga (12/18/16) |
| | 30 | OLE MISS (02/08/17) |

OPPONENT TEAM GAME LOWS

| | | |
|-----------------------|--------------|---------------------------------|
| POINTS | 50 | PRESBYTERIAN (12/06/16) |
| | 58 | GEORGIA TECH (12/03/16) |
| | 58 | KANSAS STATE (01/28/17) |
| | 63 | at Texas A&M (12/29/16) |
| | 64 | at Mississippi State (02/04/17) |
| FIELD GOALS MADE | 14 | vs Oregon (11/22/16) |
| | 18 | GEORGIA TECH (12/03/16) |
| | 18 | PRESBYTERIAN (12/06/16) |
| FIELD GOAL ATTEMPTS | 46 | vs Gonzaga (12/18/16) |
| | 48 | vs Wisconsin (11/21/16) |
| | 48 | KANSAS STATE (01/28/17) |
| FIELD GOAL PERCENTAGE | .309 (21-68) | at Mississippi State (02/04/17) |
| | .327 (18-55) | GEORGIA TECH (12/03/16) |
| 3 PT FIELD GOALS MADE | 1 | at Ole Miss (01/17/17) |
| | 2 | at North Carolina (12/11/16) |
| 3 PT FG ATTEMPTS | 11 | ARKANSAS (01/03/17) |
| | 13 | GEORGIA TECH (12/03/16) |
| | 13 | SOUTH CAROLINA (01/11/17) |
| 3 PT FG PERCENTAGE | .071 (1-14) | at Ole Miss (01/17/17) |
| | .118 (2-17) | at North Carolina (12/11/16) |
| FREE THROWS MADE | 7 | PRESBYTERIAN (12/06/16) |
| | 9 | LIPSCOMB (12/15/16) |
| FREE THROW ATTEMPTS | 9 | PRESBYTERIAN (12/06/16) |
| | 16 | TENNESSEE TECH (12/13/16) |
| | 16 | OLE MISS (02/08/17) |
| | 16 | GEORGIA (02/11/17) |
| FREE THROW PERCENTAGE | .484 (15-31) | at Mississippi State (02/04/17) |
| | .529 (9-17) | LIPSCOMB (12/15/16) |
| REBOUNDS | 26 | at Vanderbilt (01/14/17) |
| | 29 | LIPSCOMB (12/15/16) |
| | 29 | KANSAS STATE (01/28/17) |
| ASSISTS | 7 | at Auburn (01/31/17) |
| | 9 | vs Oregon (11/22/16) |
| | 9 | at Mississippi State (02/04/17) |
| | 9 | OLE MISS (02/08/17) |
| | 9 | at Vanderbilt (01/14/17) |
| STEALS | 2 | at Texas A&M (12/29/16) |
| | 3 | at Texas A&M (12/29/16) |

► SUPERLATIVES

ATTENDANCE SUMMARY

| | Games | Totals | Average |
|---------|-------|---------|---------|
| Home | 13 | 176,145 | 13,550 |
| Away | 8 | 78,092 | 9,762 |
| Neutral | 4 | 20,984 | 5,246 |
| Total | 25 | 275,221 | 11,008 |

■ UT's RECORD WHEN...

| | |
|------------------------------------------|------|
| Leading at halftime | 11-5 |
| Trailing at halftime | 2-5 |
| Tied at halftime | 1-1 |
| Leading with 10:00 remaining | 13-4 |
| Trailing with 10:00 remaining | 1-7 |
| Tied with 10:00 remaining | 0-0 |
| Leading with 5:00 remaining | 12-2 |
| Trailing with 5:00 remaining | 2-8 |
| Tied with 5:00 remaining | 0-1 |
| In Overtime | 0-0 |
| Tennessee out-rebounds opponent | 9-3 |
| Tennessee is out-rebounded | 4-7 |
| Same amount of rebounds | 1-1 |
| Tennessee commits more turnovers | 4-5 |
| Opponent commits more turnovers | 10-5 |
| Same amount of turnovers | 0-1 |
| Tennessee shoots 50 percent or better | 5-2 |
| Opponent shoots 50 percent or better | 1-5 |
| Tennessee shoots less than 50 percent | 9-9 |
| Opponent shoots less than 50 percent | 13-6 |
| Tennessee shoots better than opponent | 14-3 |
| Opponent shoots better than Tennessee | 0-7 |
| Same shooting percentage | 0-1 |
| Tennessee has more free-throw attempts | 10-4 |
| Opponent has more free-throw attempts | 4-6 |
| Same amount of free-throw attempts | 0-1 |
| Tennessee bench outscores opponent bench | 13-7 |
| Opponent bench outscores Tennessee bench | 0-4 |
| Benches score the same | 1-0 |
| Tennessee scores less than 50 | 0-0 |
| Tennessee scores between 50-59 | 0-1 |
| Tennessee scores between 60-69 | 0-5 |
| Tennessee scores between 70-79 | 6-5 |
| Tennessee scores between 80-89 | 4-0 |
| Tennessee scores between 90-99 | 4-0 |
| Tennessee scores 100 or more | 1-0 |
| Opponent scores less than 50 | 1-0 |
| Opponent scores between 50-59 | 2-0 |
| Opponent scores between 60-69 | 4-2 |
| Opponent scores between 70-79 | 3-4 |
| Opponent scores between 80-89 | 2-5 |
| Opponent scores between 90-99 | 2-0 |
| Opponent scores 100 or more | 0-0 |
| In November | 2-3 |
| In December | 6-2 |
| In January | 5-4 |
| In February | 1-2 |
| In March | 0-0 |
| On Monday | 0-1 |
| On Tuesday | 4-3 |
| On Wednesday | 2-1 |
| On Thursday | 3-0 |
| On Friday | 0-1 |
| On Saturday | 4-3 |
| On Sunday | 0-2 |

Starting Lineups (listed in order of positions, 1-5)

W-L

| | |
|-----|--------------------------------------------------|
| 0-1 | Bone, Mostella, Hubbs III, Schofield, Alexander |
| 1-0 | Bone, Phillips, Bowden, Hubbs III, Alexander |
| 0-1 | Turner, Phillips, Bowden, Hubbs III, Alexander |
| 0-1 | Phillips, Bowden, Hubbs III, Williams, Alexander |
| 5-1 | Phillips, Bowden, Hubbs III, Williams, Fulkerson |
| 0-1 | Phillips, Bowden, Hubbs III, Evans, Williams |
| 2-1 | Turner, Bowden, Hubbs III, Williams, Alexander |
| 6-5 | Bone, Bowden, Hubbs III, Williams, Alexander |

Margin of Victory/Defeat

| | 1 | 2 | 3 | 4 | 5 | 6 | 7 | 8 | 9 | 10 | 11-15 | 16-19 | 20-24 | 25+ |
|--------|---|---|---|---|---|---|---|---|---|----|-------|-------|-------|-----|
| Wins | - | 1 | - | 1 | - | 1 | - | - | 2 | 2 | 3 | 2 | 1 | 1 |
| Losses | 1 | 1 | - | 2 | 1 | - | - | - | - | 2 | 4 | - | - | - |

Most First Half Points

| | | |
|-----------|----|--------------------------|
| Tennessee | 51 | vs. Chaminade (11/23/16) |
| Opponents | 58 | Lipscomb (12/15/16) |

Most Second Half Points

| | | |
|-----------|----|---------------------------------|
| Tennessee | 54 | vs. Mississippi State (1/21/17) |
| Opponents | 56 | App State (11/15/16) |

Fewest First Half Points

| | | |
|-----------|----|------------------------------|
| Tennessee | 21 | vs. South Carolina (1/11/17) |
| Opponents | 21 | Mississippi State (2/4/17) |

Fewest Second Half Points

| | | |
|-----------|----|-------------------------------|
| Tennessee | 26 | at Mississippi State (2/4/17) |
| Opponents | 19 | Lipscomb (12/15/16) |

Largest Halftime Lead

| | | |
|-----------|----|-------------------------------|
| Tennessee | 18 | vs. Tennessee Tech (12/13/16) |
| Opponents | 14 | Gonzaga (12/18/16) |

Largest Margin of Victory

| | | |
|-----------|----|----------------------------|
| Tennessee | 40 | vs. Presbyterian (12/6/16) |
| Opponents | 13 | Chattanooga and Florida |

Jump Balls Controlled

| | |
|-----------|----|
| Tennessee | 18 |
| Opponents | 8 |

Points Leader* Sea Car

| | | |
|----------------|---|----|
| Robert Hubbs | 9 | 13 |
| Grant Williams | 6 | 6 |
| Jordan Bone | 3 | 3 |

Blocks Leader* Sea Car

| | | |
|----------------|----|----|
| Grant Williams | 13 | 13 |
| Kyle Alexander | 7 | 18 |
| Lew Evans | 3 | 3 |

Double-Doubles Sea Car

| | | |
|----------------|---|---|
| Lew Evans | - | 4 |
| John Fulkerson | 1 | 1 |
| Robert Hubbs | 1 | 1 |

How Scored First Points

| | |
|------------|---|
| Jump Shot | 9 |
| Lay-up | 7 |
| Free Throw | 5 |
| 3-Pointer | 3 |
| Dunk | 1 |
| Tip-in | - |

Reb. Leader* Sea Car

| | | |
|-------------------|---|----|
| Grant Williams | 8 | 8 |
| Robert Hubbs | 7 | 10 |
| Kyle Alexander | 4 | 8 |
| John Fulkerson | 3 | 3 |
| Admiral Schofield | 2 | 6 |
| Jordan Bone | 1 | 1 |
| Jordan Bowden | 1 | 1 |
| Lew Evans | 1 | 1 |
| Shembari Phillips | 1 | 2 |
| Lamonté Turner | 1 | 1 |

10+ Points Sea Car

| | | |
|-------------------|----|----|
| Robert Hubbs | 21 | 47 |
| Grant Williams | 16 | 16 |
| Jordan Bowden | 9 | 9 |
| Lamonté Turner | 9 | 9 |
| Detrick Mostella | 8 | 23 |
| Shembari Phillips | 5 | 12 |
| Admiral Schofield | 5 | 17 |
| Jordan Bone | 3 | 3 |
| John Fulkerson | 2 | 2 |
| Kyle Alexander | 1 | 1 |

Charges Drawn Sea Ca

| | | |
|-------------------|---|----|
| Grant Williams | 6 | 6 |
| Kyle Alexander | 5 | 9 |
| Lew Evans | 5 | 5 |
| Shembari Phillips | 4 | 7 |
| Admiral Schofield | 4 | 15 |
| Robert Hubbs | 2 | 6 |
| Detrick Mostella | 2 | 6 |
| Lamonté Turner | 2 | 2 |
| John Fulkerson | 1 | 1 |

Scored UT's First Points

| | |
|------------------|---|
| Grant Williams | 7 |
| Robert Hubbs III | 6 |
| Jordan Bowden | 5 |
| Jordan Bone | 3 |
| Kyle Alexander | 2 |
| John Fulkerson | 1 |
| Detrick Mostella | 1 |

Assists Leader* Sea Car

| | | |
|-------------------|----|----|
| Lamonté Turner | 10 | 10 |
| Jordan Bone | 5 | 5 |
| Shembari Phillips | 5 | 5 |
| Kwe Parker | 3 | 3 |
| Robert Hubbs | 3 | 6 |
| Admiral Schofield | 2 | 3 |
| Grant Williams | 2 | 2 |
| Jordan Bowden | 1 | 1 |
| John Fulkerson | 1 | 1 |
| Detrick Mostella | 1 | 2 |

20+ Points Sea Car

| | | |
|-------------------|---|---|
| Robert Hubbs | 6 | 7 |
| Jordan Bone | 2 | 2 |
| Detrick Mostella | 2 | 3 |
| Grant Williams | 2 | 2 |
| Jordan Bowden | 1 | 1 |
| Lamonté Turner | 1 | 1 |
| Shembari Phillips | - | 1 |
| Admiral Schofield | - | 1 |

Floor Burns

(Diving Efforts) Sea Car

| | | |
|-------------------|----|----|
| Grant Williams | 10 | 10 |
| Admiral Schofield | 6 | 20 |
| Lamonté Turner | 6 | 6 |
| Kyle Alexander | 5 | 22 |
| John Fulkerson | 4 | 4 |
| Kwe Parker | 4 | 4 |
| Shembari Phillips | 4 | 9 |
| Jordan Bowden | 4 | 4 |
| Jordan Bone | 3 | 3 |
| Robert Hubbs | - | 14 |
| Brad Woodson | - | 1 |

First Off UT Bench^

| | |
|-------------------|---|
| Admiral Schofield | 9 |
| Lew Evans | 7 |
| Detrick Mostella | 6 |
| Lamonté Turner | 5 |
| Kyle Alexander | 2 |
| Grant Williams | 2 |
| John Fulkerson | 1 |
| Kwe Parker | 1 |
| Shembari Phillips | 1 |

Steals Leader* Sea Car

| | | |
|-------------------|---|----|
| Jordan Bowden | 9 | 9 |
| Robert Hubbs | 6 | 11 |
| Grant Williams | 6 | 6 |
| Shembari Phillips | 5 | 7 |
| Jordan Bone | 4 | 4 |
| Lamonté Turner | 4 | 4 |
| John Fulkerson | 3 | 3 |
| Lew Evans | 2 | 2 |
| Kyle Alexander | 1 | 2 |
| Kwe Parker | 1 | 1 |
| Admiral Schofield | 1 | 5 |
| Detrick Mostella | - | 5 |
| Brad Woodson | - | 1 |

30+ Points Sea Car

| | | |
|----------------|---|---|
| Grant Williams | 2 | 2 |
|----------------|---|---|

10+ Rebounds Sea Car

| | | |
|-------------------|---|---|
| John Fulkerson | 1 | 1 |
| Robert Hubbs | 1 | 1 |
| Admiral Schofield | 1 | 1 |
| Grant Williams | 2 | 2 |

10+ Assists Sea Car

| | | |
|---|---|---|
| - | - | - |
|---|---|---|

Free Throws in

Final Four Minutes^

| | |
|-------------------|-------|
| Brad Woodson | 2-2 |
| Lamonté Turner | 39-42 |
| Detrick Mostella | 7-8 |
| Jordan Bowden | 9-11 |
| Shembari Phillips | 9-11 |
| Lew Evans | 8-11 |
| Grant Williams | 18-26 |
| Jordan Bone | 4-6 |
| John Fulkerson | 2-3 |
| Robert Hubbs III | 9-15 |
| Kyle Alexander | 2-4 |

^ also includes all of OT

* Includes all ties

BOX SCORES

Official Basketball Box Score -- Game Totals -- Final Statistics Chattanooga vs Tennessee 11/11/16 7:03 p.m. at Knoxville, Tenn. (Thompson-Boling Arena)

| Chattanooga 82 • 1-0 | | Total | | 3-Ptr | | Rebounds | | PF | | TP | | A TO Bk St | | Min | |
|----------------------|--------------------|-------|-------|-------|-----|----------|-----|----|----|----|----|------------|----|-----|-----|
| # | Player | FG | FGA | FT | FTA | Off | Def | TP | PF | TP | A | To | Bk | St | Min |
| 1 | McLean, Tre | 6-12 | 1-3 | 8-9 | 2 | 8 | 10 | 1 | 21 | 1 | 2 | 0 | 4 | 36 | |
| 2 | Tuoyo, Justin | 9-15 | 0-0 | 4-6 | 5 | 6 | 11 | 3 | 22 | 0 | 0 | 2 | 1 | 32 | |
| 1 | Pyvor, Greg | 4-9 | 3-6 | 3-5 | 1 | 0 | 1 | 4 | 14 | 4 | 4 | 0 | 1 | 34 | |
| 4 | Jones, Casey | 3-4 | 0-0 | 1-2 | 0 | 2 | 2 | 5 | 7 | 2 | 3 | 0 | 1 | 16 | |
| 4 | Burroughs-Cook, J. | 1-1 | 0-1 | 2-3 | 0 | 0 | 3 | 1 | 11 | 0 | 2 | 0 | 22 | | |
| 10 | Woods, Peyton | 1-6 | 1-6 | 0-0 | 0 | 0 | 0 | 2 | 3 | 1 | 0 | 0 | 1 | 13 | |
| 2 | Chatman, Rodney | 0-0 | 2-5 | 0-1 | 1 | 2 | 2 | 2 | 2 | 2 | 2 | 0 | 14 | | |
| 21 | Landon, Makinde | 1-3 | 0-1 | 0-0 | 1 | 1 | 2 | 0 | 1 | 0 | 0 | 0 | 17 | | |
| 3 | Dixon, Nat | 0-2 | 0-1 | 0-0 | 1 | 1 | 2 | 0 | 1 | 0 | 0 | 0 | 17 | | |
| | Team | | | | 2 | 3 | 5 | | | | | | | | |
| Totals | | 27-58 | 11-33 | 23-33 | 12 | 24 | 36 | 26 | 82 | 12 | 14 | 3 | 9 | 200 | |

FG % 1st Half: 10-29 34.3% 2nd half: 17-29 58.6% Game: 27-58 46.6%
3FG % 1st Half: 4-13 30.8% 2nd half: 1-5 20.0% Game: 5-18 27.8%
FT % 1st Half: 10-15 66.7% 2nd half: 13-18 72.2% Game: 23-33 69.7%

Tennessee 69 • 0-1

| # | Player | FG | FGA | FT | FTA | Off | Def | TP | PF | TP | A | To | Bk | St | Min |
|--------|--------------------|-------|------|-------|-----|-----|-----|----|----|----|----|----|----|-----|-----|
| 11 | Alexander, Kyle | 1-3 | 0-0 | 5-8 | 4 | 4 | 8 | 3 | 7 | 0 | 0 | 4 | 1 | 28 | |
| 5 | Schofield, Admiral | 0-3 | 0-2 | 0-0 | 0 | 3 | 3 | 2 | 0 | 0 | 2 | 0 | 0 | 13 | |
| 0 | Bone, Jordan | 0-14 | 1-4 | 4-4 | 0 | 1 | 3 | 21 | 1 | 2 | 0 | 0 | 31 | | |
| 15 | Mostella, Detrick | 0-1 | 0-2 | 0-0 | 0 | 3 | 7 | 0 | 3 | 0 | 0 | 0 | 12 | | |
| 3 | Hubbs III, Robert | 0-4 | 1-3 | 3-4 | 3 | 4 | 7 | 11 | 2 | 1 | 0 | 0 | 32 | | |
| 1 | Turner, Lamonte | 2-10 | 0-6 | 8-8 | 1 | 2 | 4 | 12 | 0 | 1 | 0 | 1 | 23 | | |
| 10 | Fulkerson, John | 0-0 | 0-2 | 0-0 | 2 | 2 | 1 | 0 | 0 | 1 | 0 | 0 | 8 | | |
| 2 | Williams, Grant | 2-5 | 0-0 | 4-6 | 6 | 4 | 10 | 8 | 1 | 4 | 2 | 0 | 23 | | |
| 21 | Evans, Lew | 0-0 | 0-0 | 0-0 | 0 | 0 | 1 | 0 | 1 | 0 | 0 | 0 | 1 | | |
| 21 | Bowden, Jordan | 0-0 | 0-0 | 0-0 | 0 | 0 | 0 | 0 | 0 | 0 | 0 | 0 | 6 | | |
| 5 | Phillips, Shembari | 1-4 | 0-1 | 6-6 | 2 | 3 | 5 | 8 | 2 | 0 | 2 | 0 | 1 | 23 | |
| | Team | | | | 1 | 1 | 2 | | | | | | | | |
| Totals | | 19-58 | 1-16 | 30-40 | 19 | 23 | 42 | 24 | 69 | 4 | 18 | 7 | 3 | 200 | |

FG % 1st Half: 8-24 33.3% 2nd half: 11-34 32.4% Game: 19-58 32.8%
3FG % 1st Half: 1-7 14.3% 2nd half: 0-0 0.0% Game: 1-6 33.3%
FT % 1st Half: 12-16 75.0% 2nd half: 18-24 75.0% Game: 30-40 75.0%

Officials: Glenda Poole, Sean Casey, Will Howard
Technical Fouls: Chattanooga-Tuoyo, Justin. Tennessee-None.
Attendance: 14483

| Score by periods | 1st | 2nd | Total |
|------------------|-----|-----|-------|
| Chattanooga | 34 | 48 | 82 |
| Tennessee | 29 | 40 | 69 |

Last FG - UTC 2nd-02:36, UT 2nd-02:05.
Largest lead - UTC by 15-26@09:15, UT by 11-30:12.
UT led for 24:46, UT led for 13:24. Game was tied for 01:50.

- Taking the court with its youngest lineup in 20 years, Tennessee dropped its season-opener 82-69 to Chattanooga Nov. 11, 2016 in Thompson-Boling Arena.
- The Vols (0-1) took a 17-10 lead on freshman guard Jordan Bone's 3-pointer with 10:32 to go in the first half, which marked their biggest lead of the night and their only made shot from long range. Tennessee finished 1-16 from 3-point range and shot just 32.8 percent from the field.
- Bone, whose older brother Josh played at UT from 2009-11, led the Vols with 21 points on 8-of-14 shooting in his Tennessee debut. Another freshman, Lamonte Turner added 12 points off the bench. Grant Williams, a 6-foot-5 freshman, had a team-high 10 rebounds for Tennessee.
- Senior Justin Tuoyo led Chattanooga with a game-high-22 rebounds, while Tre' McLean added 20. Tuoyo (11) and McLean (10) posted double-digit rebound totals.
- The Mocs (1-0) had plenty of success on the road last season, picking up victories at Georgia, Illinois and Dayton on their way to a school-record 29 victories and the second-round of the NCAA Tournament. All three of Chattanooga's leading scorers from last year were on the court.
- The loss marked just the third time Tennessee has lost its season-opener in 30 years at Thompson-Boling Arena.

Official Basketball Box Score -- Game Totals -- Final Statistics Tennessee vs Wisconsin 11-21-16 9:30 a.m. at Lahaina Civic Center, Maui, Hawaii

Tennessee 62 • 1-2

| # | Player | FG | FGA | FT | FTA | Off | Def | TP | PF | TP | A | To | Bk | St | Min |
|--------|--------------------|-------|-----|-----|-----|-----|-----|----|----|----|---|----|----|-----|-----|
| 11 | Alexander, Kyle | 1-3 | 0-0 | 0-0 | 0 | 2 | 4 | 0 | 2 | 0 | 1 | 1 | 27 | | |
| 0 | Turner, Lamonte | 3-8 | 4-4 | 0-0 | 0 | 1 | 5 | 2 | 0 | 0 | 0 | 0 | 23 | | |
| 0 | Hubbs III, Robert | 6-11 | 0-1 | 0-0 | 0 | 2 | 4 | 12 | 1 | 2 | 0 | 1 | 31 | | |
| 21 | Bowden, Jordan | 5-9 | 0-0 | 1-1 | 1 | 1 | 2 | 0 | 0 | 0 | 0 | 0 | 29 | | |
| 5 | Phillips, Shembari | 5-9 | 3-4 | 3-3 | 2 | 2 | 1 | 16 | 2 | 1 | 0 | 1 | 29 | | |
| 0 | Bone, Jordan | 0-2 | 0-0 | 0-0 | 0 | 0 | 0 | 0 | 0 | 0 | 0 | 0 | 7 | | |
| 0 | Williams, Grant | 0-0 | 0-0 | 0-0 | 0 | 0 | 0 | 0 | 0 | 0 | 0 | 0 | 22 | | |
| 0 | Schofield, Admiral | 3-5 | 1-2 | 0-0 | 0 | 0 | 0 | 3 | 7 | 2 | 0 | 0 | 13 | | |
| 10 | Fulkerson, John | 0-0 | 0-0 | 0-0 | 0 | 2 | 1 | 0 | 1 | 0 | 0 | 0 | 5 | | |
| 15 | Mostella, Detrick | 0-0 | 0-0 | 0-0 | 0 | 2 | 0 | 0 | 1 | 0 | 0 | 0 | 6 | | |
| 21 | Evans, Lew | 4-13 | 1-4 | 3-3 | 1 | 2 | 3 | 12 | 1 | 1 | 1 | 1 | 24 | | |
| | Team | | | | 0 | 0 | 0 | 0 | 0 | 0 | 0 | 0 | 3 | | |
| Totals | | 25-62 | 1-9 | 6-6 | 9 | 16 | 25 | 17 | 62 | 10 | 2 | 1 | 7 | 200 | |

FG % 1st Half: 12-33 36.4% 2nd half: 13-29 44.8% Game: 25-62 31.3%
3FG % 1st Half: 5-12 41.7% 2nd half: 1-7 14.3% Game: 6-19 30.6%
FT % 1st Half: 3-3 100.0 2nd half: 3-3 100.0 Game: 6-6 100.0

Wisconsin 74 • 3-1

| # | Player | FG | FGA | FT | FTA | Off | Def | TP | PF | TP | A | To | Bk | St | Min |
|--------|----------------------|-------|------|-------|-----|-----|-----|----|----|----|----|----|----|-----|-----|
| 10 | Haves, Nigel | 4-8 | 3-3 | 6-9 | 2 | 8 | 10 | 17 | 2 | 3 | 2 | 3 | 3 | 33 | |
| 21 | Phelps, Ethan | 6-7 | 0-0 | 4-7 | 3 | 6 | 1 | 16 | 1 | 5 | 0 | 0 | 29 | | |
| 30 | Brown, Vito | 2-4 | 0-1 | 0-0 | 0 | 3 | 2 | 4 | 1 | 3 | 0 | 0 | 14 | | |
| 0 | Shawalter, Zak | 4-8 | 1-4 | 0-0 | 0 | 3 | 3 | 9 | 3 | 1 | 2 | 3 | 33 | | |
| 24 | Koenig, Bronson | 9-15 | 0-0 | 0 | 1 | 1 | 2 | 21 | 4 | 1 | 1 | 1 | 32 | | |
| 0 | Trice, D'Mitric | 1-2 | 0-1 | 3-3 | 0 | 4 | 4 | 1 | 5 | 1 | 0 | 0 | 24 | | |
| 11 | Hill, Jordan | 0-1 | 0-1 | 0-0 | 0 | 0 | 0 | 0 | 0 | 0 | 0 | 0 | 2 | | |
| 0 | Williams IV, Charles | 0-0 | 0-0 | 0-0 | 0 | 0 | 0 | 0 | 0 | 0 | 0 | 0 | 2 | | |
| 21 | Iverson, Khalil | 1-2 | 0-0 | 0-0 | 0 | 1 | 2 | 2 | 1 | 2 | 0 | 0 | 14 | | |
| 0 | Illikanen, Alex | 0-1 | 0-0 | 0-0 | 0 | 2 | 4 | 1 | 0 | 1 | 0 | 0 | 17 | | |
| | Team | | | | 1 | 3 | 4 | | | | | | | | |
| Totals | | 27-48 | 7-19 | 13-19 | 8 | 28 | 36 | 12 | 74 | 16 | 18 | 5 | 7 | 200 | |

FG % 1st Half: 16-27 59.3% 2nd half: 11-21 52.4% Game: 27-48 56.3%
3FG % 1st Half: 4-13 30.8% 2nd half: 4-12 33.3% Game: 8-19 36.8%
FT % 1st Half: 5-5 100.0 2nd half: 8-14 57.1% Game: 13-19 68.4%

Officials: Ted Valentine, Kevin Ferguson, Tony Chizata
Technical Fouls: Tennessee-None, Wisconsin-None.
Attendance: 2400

| Score by periods | 1st | 2nd | Total |
|------------------|-----|-----|-------|
| Tennessee | 32 | 30 | 62 |
| Wisconsin | 40 | 34 | 74 |

Last FG - UTC 2nd-00:56, WIS 2nd-00:54.
Largest lead - UTC by 2-16@16:10, WIS by 17-10@15:55.
UT led for 01:15, WIS led for 31:54. Game was tied for 02:41.

Official Basketball Box Score -- Game Totals -- Final Statistics Tennessee vs Chamblaine 11-23-16 9 a.m. at Lahaina Civic Center, Maui, Hawaii

Tennessee 95 • 2-3

| # | Player | FG | FGA | FT | FTA | Off | Def | TP | PF | TP | A | To | Bk | St | Min |
|--------|--------------------|-------|------|-------|-----|-----|-----|----|----|----|----|----|----|-----|-----|
| 02 | Williams, Grant | 4-7 | 0-1 | 2-2 | 2 | 4 | 10 | 3 | 4 | 1 | 0 | 2 | 0 | 19 | |
| 10 | Fulkerson, John | 4-6 | 0-0 | 0-0 | 1 | 7 | 8 | 3 | 8 | 2 | 1 | 2 | 18 | | |
| 03 | Hubbs III, Robert | 10-19 | 1-2 | 7-7 | 4 | 1 | 5 | 3 | 28 | 3 | 0 | 1 | 31 | | |
| 21 | Bowden, Jordan | 6-10 | 0-2 | 4-4 | 3 | 6 | 2 | 11 | 2 | 0 | 0 | 0 | 24 | | |
| 5 | Phillips, Shembari | 4-7 | 1-1 | 3-5 | 3 | 3 | 6 | 2 | 12 | 2 | 3 | 0 | 27 | | |
| 0 | Turner, Lamonte | 1-4 | 0-1 | 2-3 | 0 | 2 | 4 | 4 | 4 | 0 | 0 | 0 | 20 | | |
| 11 | Alexander, Kyle | 2-2 | 0-0 | 0-0 | 0 | 1 | 1 | 5 | 0 | 1 | 1 | 0 | 9 | | |
| 1 | Parker, Kwe | 1-3 | 1-1 | 0-0 | 1 | 1 | 3 | 0 | 4 | 0 | 0 | 0 | 15 | | |
| 15 | Mostella, Detrick | 5-9 | 3-6 | 1-2 | 0 | 1 | 2 | 1 | 14 | 1 | 1 | 1 | 28 | | |
| 21 | Evans, Lew | 0-2 | 0-0 | 0-0 | 0 | 1 | 0 | 1 | 0 | 0 | 0 | 0 | 9 | | |
| | Team | | | | 0 | 1 | 1 | | | | | | | | |
| Totals | | 36-69 | 7-17 | 16-20 | 13 | 23 | 36 | 19 | 95 | 16 | 12 | 7 | 13 | 200 | |

FG % 1st Half: 19-35 54.3% 2nd half: 17-34 50.0% Game: 36-69 52.2%
3FG % 1st Half: 5-10 50.0% 2nd half: 7-7 28.6% Game: 12-17 70.6%
FT % 1st Half: 8-11 72.7% 2nd half: 8-9 88.9% Game: 16-20 80.0%

Chamblaine 81 • 2-3

| # | Player | FG | FGA | FT | FTA | Off | Def | TP | PF | TP | A | To | Bk | St | Min |
|--------|----------------------|-------|------|-------|-----|-----|-----|----|----|----|----|----|----|-----|-----|
| 00 | Poppe, Austin | 3-8 | 2-3 | 2-2 | 3 | 1 | 4 | 2 | 10 | 3 | 0 | 1 | 0 | 30 | |
| 03 | Dilly, Sam | 6-12 | 0-1 | 0-0 | 1 | 4 | 10 | 3 | 9 | 1 | 0 | 1 | 33 | | |
| 15 | Kahny, Keanu | 4-8 | 2-2 | 4-4 | 2 | 4 | 12 | 7 | 3 | 0 | 0 | 0 | 26 | | |
| 1 | Goodwin, Rohndell | 8-14 | 2-5 | 4-6 | 3 | 5 | 8 | 1 | 22 | 0 | 1 | 1 | 33 | | |
| 0 | Walker, Bentley | 0-0 | 0-0 | 0-0 | 0 | 0 | 0 | 0 | 0 | 0 | 0 | 0 | 0 | | |
| 0 | Walker, Bentley | 1-4 | 1-4 | 0-0 | 1 | 1 | 2 | 0 | 3 | 1 | 2 | 0 | 10 | | |
| 02 | Pu'ulei-Audi, Kahanu | 0-0 | 0-0 | 0-0 | 0 | 1 | 0 | 1 | 0 | 1 | 0 | 0 | 5 | | |
| 0 | Goodwin, Rohndell | 0-0 | 0-0 | 0-0 | 0 | 0 | 0 | 0 | 0 | 0 | 0 | 0 | 0 | | |
| 13 | Cartano, Tyler | 1-2 | 0-1 | 0-0 | 1 | 1 | 3 | 0 | 1 | 0 | 0 | 0 | 9 | | |
| 3 | Southern, Matt | 0-0 | 0-0 | 0-0 | 1 | 1 | 0 | 0 | 0 | 0 | 0 | 0 | 5 | | |
| 0 | Good, Nate | 1-1 | 0-0 | 4-6 | 2 | 1 | 4 | 6 | 1 | 0 | 0 | 0 | 20 | | |
| | Team | | | | 1 | 2 | 3 | | | | | | | | |
| Totals | | 28-61 | 9-25 | 16-21 | 13 | 25 | 33 | 18 | 81 | 11 | 18 | 1 | 6 | 200 | |

FG % 1st Half: 15-34 44.1% 2nd half: 13-27 48.1% Game: 28-61 45.9%
3FG % 1st Half: 5-13 38.5% 2nd half: 5-12 33.3% Game: 10-25 40.0%
FT % 1st Half: 5-7 71.4% 2nd half: 11-14 78.6% Game: 16-21 76.2%

Officials: Dave Hall, Bob Staffan, Ryan Wade-None.
Technical

BOX SCORES

Official Basketball Box Score -- Game Totals -- Final Statistics

Tennessee vs Texas A&M

12/19/16 6:00 p.m. at College Station, Texas (Reed Arena)

| Tennessee 73 • 8-1, 2-3 SEC | | | | | | | | | | | | | |
|-----------------------------|-------------------|-------|-------|-----------|-------|-------|-------|-------|-------|-------------------|-----|-----|------|
| ## | Player | Total | 3-Ptr | Rebounds | Off | Def | PF | TP | A | To | Bk | Stl | Min. |
| FG | FGA | FT | FTA | FT | FTA | FT | FTA | FT | FTA | FT | FTA | FT | FTA |
| 1 | Lamonte Turner | 2-5 | 2-2 | 8-8 | 0 | 4 | 14 | 4 | 2 | 1 | 2 | 2 | 22 |
| 02 | Grant Williams | 0-1 | 0-1 | 4-5 | 2 | 3 | 5 | 2 | 2 | 0 | 0 | 6 | 13 |
| 03 | Robert Hubbs III | 3-10 | 0-0 | 2 | 1 | 3 | 0 | 6 | 2 | 1 | 0 | 1 | 29 |
| 11 | Kyle Alexander | 1-1 | 0-0 | 3-4 | 0 | 5 | 1 | 0 | 0 | 1 | 0 | 1 | 15 |
| 12 | Jordan Bowden | 2-3 | 2-4 | 0-0 | 0 | 5 | 2 | 6 | 1 | 1 | 0 | 0 | 13 |
| 00 | Jordan Bone | 0-3 | 0-1 | 0-0 | 0 | 0 | 0 | 0 | 0 | 0 | 0 | 0 | 8 |
| 05 | Admiral Schofield | 2-3 | 0-0 | 0-0 | 1 | 3 | 4 | 4 | 0 | 0 | 0 | 0 | 7 |
| 12 | Kwe Parker | 0-2 | 0-0 | 0-1 | 1 | 1 | 1 | 0 | 0 | 0 | 0 | 0 | 11 |
| 15 | Detrick Mostella | 0-4 | 3-9 | 0-0 | 1 | 3 | 4 | 1 | 3 | 2 | 0 | 1 | 31 |
| 21 | Levi Evans | 5-10 | 0-0 | 3-4 | 0 | 1 | 1 | 5 | 3 | 0 | 0 | 0 | 14 |
| 25 | Shembari Phillips | 4-8 | 0-0 | 2-2 | 1 | 5 | 6 | 3 | 1 | 0 | 0 | 0 | 19 |
| Team | | | | | | | | | | | | | |
| Totals | | 23-58 | 7-26 | 20-25 | 9 | 28 | 37 | 73 | 16 | 9 | 5 | 20 | |
| FG % 1st Half: | | 11-32 | 34.4% | 2nd Half: | 12-26 | 46.2% | Game: | 23-58 | 39.7% | Deadball Rebounds | | | |
| 3FG % 1st Half: | | 2-11 | 18.2% | 2nd Half: | 5-15 | 33.3% | Game: | 7-26 | 26.9% | | | | |
| FT % 1st Half: | | 5-8 | 62.5% | 2nd Half: | 15-17 | 88.2% | Game: | 20-25 | 80.0% | | | | |

| Texas A&M 63 • 8-4, 0-1 SEC | | | | | | | | | | | | | |
|-----------------------------|----------------------|-------|-------|-----------|-------|-------|-------|-------|-------|-------------------|-----|-----|------|
| ## | Player | Total | 3-Ptr | Rebounds | Off | Def | PF | TP | A | To | Bk | Stl | Min. |
| FG | FGA | FT | FTA | FT | FTA | FT | FTA | FT | FTA | FT | FTA | FT | FTA |
| 01 | Di Hoqq | 1-6 | 3-7 | 4-6 | 0 | 5 | 2 | 21 | 2 | 4 | 0 | 0 | 34 |
| 03 | Admon Gilder | 5-13 | 0-3 | 4-5 | 3 | 2 | 5 | 14 | 3 | 5 | 0 | 0 | 37 |
| 05 | JC Hampton | 2-5 | 2-3 | 5-6 | 1 | 2 | 3 | 11 | 3 | 0 | 0 | 0 | 30 |
| 08 | Tommy Trocha-Morelos | 0-4 | 1-3 | 4-4 | 8 | 12 | 4 | 3 | 1 | 1 | 0 | 0 | 34 |
| 34 | Tyler Davis | 3-9 | 0-0 | 2-2 | 4 | 5 | 9 | 3 | 6 | 1 | 4 | 0 | 31 |
| 33 | Caleb Smith | 0-0 | 0-0 | 0-0 | 0 | 0 | 0 | 0 | 0 | 0 | 0 | 0 | 6 |
| 20 | Tavorio Miller | 0-0 | 0-0 | 0-0 | 0 | 0 | 0 | 0 | 0 | 0 | 0 | 0 | 6 |
| 44 | Robert Williams | 2-6 | 0-0 | 2-2 | 1 | 2 | 3 | 6 | 0 | 2 | 1 | 0 | 14 |
| Team | | | | | | | | | | | | | |
| Totals | | 21-61 | 5-17 | 16-24 | 18 | 26 | 44 | 18 | 63 | 10 | 6 | 2 | 30 |
| FG % 1st Half: | | 10-32 | 31.3% | 2nd Half: | 11-29 | 37.9% | Game: | 21-61 | 34.4% | Deadball Rebounds | | | |
| 3FG % 1st Half: | | 3-8 | 37.5% | 2nd Half: | 5-14 | 35.7% | Game: | 8-22 | 36.4% | | | | |
| FT % 1st Half: | | 6-8 | 75.0% | 2nd Half: | 10-15 | 66.7% | Game: | 16-24 | 66.7% | | | | |

Officials: Doug Shous, Joe DeRosa, Lee Cassell
 Technical fouls: Tennessee-None, Texas A&M-None.
 Attendance: 9199

| Score by periods | 1st | 2nd | Total |
|------------------|-----|-----|-------|
| Tennessee | 37 | 44 | 73 |
| Texas A&M | 29 | 34 | 63 |

Points in the paint: Tennessee 19, Texas A&M 18
 Turnovers: Tennessee 18, Texas A&M 8
 Fouls: Tennessee 32, Texas A&M 28

Last FG - UT 2nd 04:21, TAMU 2nd 00:24
 Largest lead - UT by 29 2nd 04:21, TAMU by 4 1st 16:34
 UT led for 24:29, TAMU led for 08:47. Game was tied for 08:44.

- Tennessee had four players finish in double figures and Grant Williams tied the single-game school record for blocked shots as Tennessee earned a 73-63 win at Texas A&M in the SEC opener on Dec. 29, 2016.
- Williams stuffed the stat sheet for the Vols with 12 points, five rebounds and six blocks. Those six swats matched the most ever recorded in a game by a Volunteer.
- Lamonte Turner led Tennessee in scoring with 14 points on the night while Detrick Mostella finished with 15. Shembari Phillips chipped in with 10. Turner, Mostella and Phillips combined for 11 of UT's 26 assists on 23 made field goals. Mostella's four assists matched his career-high.
- The two teams played to a 29-29 deadlock in the first half, but the Vols used a 20-5 second-half run to break the game open. UT would lead by as many as 40 late in the period as it handed Texas A&M its second home loss of the season.
- Williams kick-started the decisive spurt, completing a three-point play to give the Vols a 37-34 advantage near the 13:30 mark in the second half. Phillips would add baskets on each of the next two possessions and the final reached double digits when Robert Hubbs III got into the lane for two of his six points. Kyle Alexander added a one-handed slam while Mostella and Jordan Bowden each knocked down 3-pointers during the flurry, capped by Alexander's free throw that made the score 57-39 with 7:25 to play.
- Tennessee forced 16 Texas A&M turnovers—the most committed by the Aggies in a game this season. And the Aggies' .344 shooting percentage also was their lowest of the season.

Official Basketball Box Score -- Game Totals -- Final Statistics

Tennessee vs Florida

01/07/17 5:15 p.m. at Gainesville, Fla. (Exactech Arena)

| Tennessee 87 • 8-7, 1-2 SEC | | | | | | | | | | | | | |
|-----------------------------|--------------------|-------|--------|-----------|-------|-------|-------|-------|-------|-------------------|-----|-----|------|
| ## | Player | Total | 3-Ptr | Rebounds | Off | Def | PF | TP | A | To | Bk | Stl | Min. |
| FG | FGA | FT | FTA | FT | FTA | FT | FTA | FT | FTA | FT | FTA | FT | FTA |
| 02 | Williams, Grant | 1-2 | 0-0 | 2-2 | 0 | 1 | 1 | 5 | 6 | 0 | 2 | 0 | 24 |
| 11 | Alexander, Kyle | 2-2 | 0-0 | 0 | 2 | 2 | 4 | 3 | 4 | 0 | 0 | 0 | 25 |
| 00 | Bone, Jordan | 4 | 3-7 | 0-0 | 1 | 1 | 1 | 4 | 6 | 2 | 1 | 0 | 18 |
| 03 | Hubbs III, Robert | 4 | 11-22 | 0-0 | 1 | 3 | 4 | 8 | 2 | 3 | 0 | 1 | 37 |
| 23 | Bowden, Jordan | 5 | 8-13 | 2-2 | 1 | 0 | 1 | 2 | 15 | 2 | 0 | 3 | 24 |
| 05 | Bowen, Lamonte | 2 | 6-8 | 0-0 | 0 | 3 | 2 | 4 | 6 | 2 | 0 | 2 | 21 |
| 05 | Schofield, Admiral | 6 | 9-10 | 0-0 | 6 | 8 | 4 | 6 | 10 | 5 | 1 | 3 | 21 |
| 12 | Parker, Kwe | 0-0 | 0-0 | 0-0 | 0 | 1 | 1 | 0 | 2 | 0 | 0 | 0 | 3 |
| 15 | Mostella, Detrick | 3-6 | 3-5 | 0-1 | 0 | 2 | 2 | 0 | 9 | 4 | 0 | 0 | 13 |
| 21 | Evans, Lew | 0-0 | 0-0 | 0-0 | 0 | 0 | 0 | 1 | 0 | 0 | 0 | 0 | 2 |
| 25 | Phillips, Shembari | 0-0 | 0-0 | 0-0 | 0 | 0 | 0 | 0 | 0 | 0 | 0 | 0 | 0 |
| Team | | | | | | | | | | | | | |
| Totals | | 27-54 | 6-14 | 11-13 | 9 | 22 | 31 | 22 | 70 | 10 | 19 | 1 | 62 |
| FG % 1st Half: | | 14-29 | 48.3% | 2nd Half: | 13-25 | 52.0% | Game: | 27-54 | 50.0% | Deadball Rebounds | | | |
| 3FG % 1st Half: | | 1-5 | 20.0% | 2nd Half: | 5-8 | 62.5% | Game: | 6-14 | 42.9% | | | | |
| FT % 1st Half: | | 4-4 | 100.0% | 2nd Half: | 6-9 | 66.7% | Game: | 11-13 | 76.9% | | | | |

| Florida 83 • 12-3, 0-0 SEC | | | | | | | | | | | | | |
|----------------------------|-------------------|-------|-------|-----------|-------|-------|-------|-------|-------|-------------------|-----|-----|------|
| ## | Player | Total | 3-Ptr | Rebounds | Off | Def | PF | TP | A | To | Bk | Stl | Min. |
| FG | FGA | FT | FTA | FT | FTA | FT | FTA | FT | FTA | FT | FTA | FT | FTA |
| 01 | Robinson, Devin | 1-2 | 0-0 | 1 | 1 | 2 | 0 | 4 | 0 | 4 | 0 | 0 | 14 |
| 23 | Leon, Justin | 5-6 | 3-4 | 6-6 | 2 | 6 | 1 | 19 | 0 | 0 | 0 | 0 | 33 |
| 01 | Thornwell, Chris | 4 | 1-2 | 3-4 | 1 | 1 | 1 | 4 | 3 | 0 | 0 | 0 | 15 |
| 05 | Hill, Kasey | 3 | 6-11 | 0-0 | 0 | 2 | 2 | 3 | 7 | 7 | 2 | 0 | 29 |
| 05 | Allen, KeVaughn | 8 | 13-13 | 4-5 | 3 | 5 | 5 | 1 | 23 | 1 | 1 | 0 | 43 |
| 05 | Bozza, Brian | 4 | 7-11 | 3-4 | 1 | 3 | 1 | 6 | 0 | 2 | 0 | 0 | 22 |
| 15 | Egubonu, John | 1 | 1-0 | 0-2 | 0 | 0 | 0 | 4 | 2 | 0 | 0 | 0 | 6 |
| 26 | Berry, Caylon | 4 | 7-8 | 1-3 | 6-8 | 13 | 4 | 0 | 15 | 1 | 0 | 0 | 15 |
| 25 | Mostella, Detrick | 1-2 | 0-0 | 1-2 | 1 | 1 | 1 | 3 | 1 | 0 | 0 | 0 | 13 |
| 23 | Rimmer, Shyler | 1-2 | 0-0 | 1-2 | 1 | 2 | 1 | 3 | 1 | 0 | 0 | 0 | 16 |
| Team | | | | | | | | | | | | | |
| Totals | | 28-56 | 9-20 | 18-26 | 11 | 20 | 31 | 16 | 83 | 13 | 3 | 0 | 20 |
| FG % 1st Half: | | 12-32 | 37.5% | 2nd Half: | 16-24 | 66.7% | Game: | 28-56 | 50.0% | Deadball Rebounds | | | |
| 3FG % 1st Half: | | 1-2 | 16.7% | 2nd Half: | 7-8 | 87.5% | Game: | 8-20 | 40.0% | | | | |
| FT % 1st Half: | | 6-8 | 75.0% | 2nd Half: | 12-18 | 66.7% | Game: | 18-26 | 69.2% | | | | |

Officials: Joe Lindsey, Damon George, Will Howard
 Technical fouls: Tennessee-None, Florida-None.
 Attendance: 10864

| Score by periods | 1st | 2nd | Total |
|------------------|-----|-----|-------|
| Tennessee | 33 | 70 | 103 |
| Florida | 32 | 51 | 83 |

Points in the paint: Tennessee 31, Florida 27
 Turnovers: Tennessee 11, Florida 22
 Fouls: Tennessee 32, Florida 27

Last FG - UT 2nd 02:19, FLA 2nd 01:16
 Largest lead - UT by 16 2nd 01:16, FLA by 13 2nd 00:20
 UT led for 16:54, FLA led for 20:04. Game was tied for 02:45.

Official Basketball Box Score -- Game Totals -- Final Statistics

Tennessee vs Vanderbilt

01/14/17 7:30 p.m. at Nashville, Tenn. (Memorial Gym)

| Tennessee 87 • 9-8, 2-3 SEC | | | | | | | | | | | | | |
|-----------------------------|--------------------|-------|-------|-----------|-------|-------|-------|-------|-------|-------------------|-----|-----|------|
| ## | Player | Total | 3-Ptr | Rebounds | Off | Def | PF | TP | A | To | Bk | Stl | Min. |
| FG | FGA | FT | FTA | FT | FTA | FT | FTA | FT | FTA | FT | FTA | FT | FTA |
| 02 | Williams, Grant | 1-9 | 0-0 | 2-2 | 4 | 5 | 9 | 3 | 12 | 1 | 1 | 4 | 11 |
| 11 | Alexander, Kyle | 0-1 | 0-0 | 0-0 | 0 | 1 | 1 | 3 | 4 | 0 | 0 | 0 | 6 |
| 00 | Bone, Jordan | 8 | 12-12 | 4-5 | 3-4 | 0 | 1 | 2 | 23 | 5 | 1 | 0 | 31 |
| 03 | Hubbs III, Robert | 6 | 12-10 | 3-4 | 0 | 1 | 2 | 3 | 0 | 12 | 2 | 1 | 0 |
| 12 | Bowden, Jordan | 3 | 6-11 | 0-0 | 0 | 1 | 1 | 2 | 4 | 1 | 2 | 4 | 16 |
| 01 | Turner, Lamonte | 2 | 2-2 | 6-6 | 0 | 2 | 1 | 12 | 4 | 0 | 0 | 0 | 19 |
| 05 | Schofield, Admiral | 7 | 11-12 | 0-0 | 1 | 2 | 3 | 15 | 3 | 2 | 0 | 0 | 23 |
| 12 | Parker, Kwe | 0-0 | 0-0 | 0-0 | 0 | 0 | 0 | 0 | 0 | 0 | 0 | 0 | 2 |
| 21 | Evans, Lew | 2 | 4-0 | 0-0 | 2 | 2 | 4 | 4 | 0 | 0 | 0 | 0 | 16 |
| 25 | Phillips, Shembari | 2 | 4-2 | 0-0 | 0 | 2 | 2 | 3 | 5 | 0 | 0 | 0 | 19 |
| Team | | | | | | | | | | | | | |
| Totals | | 34-58 | 6-15 | 11-14 | 8 | 18 | 26 | 19 | 87 | 18 | 6 | 4 | 20 |
| FG % 1st Half: | | 18-33 | 54.5% | 2nd Half: | 16-25 | 64.0% | Game: | 34-58 | 58.6% | Deadball Rebounds | | | |
| 3FG % 1st Half: | | 3-7 | 42.9% | 2nd Half: | 5-8 | 62.5% | Game: | 8-15 | 53.3% | | | | |
| FT % 1st Half: | | 0-0 | 0.0% | 2nd Half: | 11-14 | 78.6% | Game: | 11-14 | 78.6% | | | | |

| Vanderbilt 75 • 8-9, 2-3 SEC | | | | | | | | | | | | | |
|------------------------------|----------------------|-------|-------|----------|-----|-----|-----|----|-----|----|-----|-----|------|
| ## | Player | Total | 3-Ptr | Rebounds | Off | Def | PF | TP | A | To | Bk | Stl | Min. |
| FG | FGA | FT | FTA | FT | FTA | FT | FTA | FT | FTA | FT | FTA | FT | FTA |
| 11 | ROBERSON, Jeff | 5 | 9-0 | 0-1 | 2-2 | 1 | 5 | 6 | 3 | 12 | 3 | 1 | 0 |
| 03 | Hubbs III, Robert | 3 | 2-3 | 0-1 | 0-0 | 0 | 1 | 1 | 1 | 18 | 0 | 2 | 3 |
| 01 | WILLIS, Peyton | 1 | 1-3 | 0-0 | 0 | 0 | 0 | 0 | 2 | 1 | 1 | 0 | 10 |
| 05 | FISHER-DAVIS, Matthe | 4 | 6-2 | 2-5 | 0-1 | 1 | 1 | 5 | 12 | 3 | 0 | 0 | 25 |
| 13 | LACHANCE, Riley | 2 | 6-2 | 1-4 | 0 | 4 | 4 | 2 | 9 | 2 | 0 | 0 | 38 |
| 02 | | | | | | | | | | | | | |

BOX SCORES

Official Basketball Box Score -- Game Totals -- Final Statistics

Mississippi State at Knoxville, Tenn. (Thompson-Boling Arena)

| Mississippi State 74 @ 12-6, 3-3 SEC | | | | | | | | | | | | | | | | | |
|--------------------------------------|-------------------|-------|-------|-----------|-------|-------|-------|----------|-------|----------|----|----|---|----|----|-----|-----|
| # | Player | Total | | | 3-Ptr | | | Rebounds | | | PF | TP | A | To | Bk | Stl | Min |
| | | FG | FGA | FT | FTA | FG | FGA | FT | FTA | Off | | | | | | | |
| 12 | Holman, Aric | 1 | 2 | 0 | 0 | 1 | 5 | 6 | 1 | 4 | 0 | 1 | 2 | 0 | 0 | 18 | |
| 34 | Herard, Schneider | 5 | 8 | 0 | 0 | 4 | 7 | 11 | 3 | 14 | 0 | 1 | 1 | 0 | 0 | 20 | |
| 1 | Peters, Lamar | 4 | 10 | 1-5 | 2-2 | 2 | 2 | 2 | 11 | 7 | 0 | 0 | 0 | 0 | 0 | 26 | |
| 11 | Weatherspoon, Q | 3 | 6 | 0 | 0 | 1 | 1 | 2 | 11 | 0 | 3 | 0 | 0 | 0 | 0 | 29 | |
| 4 | Kegler, Mario | 3 | 6 | 2-3 | 2-2 | 1 | 3 | 2 | 10 | 0 | 2 | 0 | 0 | 0 | 0 | 25 | |
| 13 | Singleton, Nick | 0 | 0 | 0 | 0 | 0 | 0 | 0 | 0 | 0 | 0 | 0 | 0 | 0 | 0 | 1 | |
| 17 | Ready, J | 2 | 7 | 0 | 0 | 1 | 1 | 2 | 11 | 0 | 3 | 0 | 0 | 0 | 0 | 20 | |
| 2 | Wright, Eli | 2 | 3 | 0-1 | 0-1 | 1 | 4 | 5 | 4 | 0 | 0 | 0 | 0 | 0 | 0 | 13 | |
| 23 | Carter, Tyson | 4 | 6 | 1-3 | 0-0 | 0 | 0 | 0 | 9 | 0 | 0 | 0 | 0 | 0 | 0 | 16 | |
| 3 | Stapleton, Xavian | 1 | 4 | 0-2 | 1-4 | 1 | 1 | 2 | 4 | 3 | 0 | 1 | 0 | 0 | 0 | 17 | |
| 45 | Datcher, EJ | 0 | 1 | 0 | 0 | 1 | 2 | 4 | 0 | 1 | 0 | 0 | 0 | 0 | 0 | 9 | |
| | Team | | | | | 0 | 1 | 1 | | | | | | | | | |
| Totals | | 26-59 | 5-20 | 17-28 | 9 | 26 | 35 | 24 | 74 | 11 | 11 | 4 | 2 | 0 | 0 | 4 | |
| FG % 1st Half: | | 11-20 | 37.0% | 2nd Half: | 15-30 | 50.0% | Game: | 26-59 | 44.1% | Deadball | | | | | | | |
| 3FG % 1st Half: | | 3-9 | 33.3% | 2nd Half: | 2-11 | 18.2% | Game: | 5-20 | 25.0% | Rebounds | | | | | | | |
| FT % 1st Half: | | 9-11 | 81.8% | 2nd Half: | 8-17 | 47.1% | Game: | 17-28 | 60.7% | Points | | | | | | | |

| Tennessee 91 @ 10-9, 3-4 SEC | | | | | | | | | | | | | | | | | |
|------------------------------|--------------------|-------|-------|-----------|-------|-------|-------|----------|-------|----------|----|----|---|----|----|-----|-----|
| # | Player | Total | | | 3-Ptr | | | Rebounds | | | PF | TP | A | To | Bk | Stl | Min |
| | | FG | FGA | FT | FTA | FG | FGA | FT | FTA | Off | | | | | | | |
| 11 | Alexander, Kyle | 1 | 2 | 0 | 0 | 1 | 2 | 3 | 1 | 4 | 0 | 0 | 0 | 0 | 0 | 14 | |
| 2 | Williams, Grant | 6 | 15 | 1-2 | 4-7 | 1 | 1 | 2 | 3 | 17 | 0 | 1 | 1 | 0 | 0 | 24 | |
| 1 | Bowden, Jordan | 3 | 9 | 0 | 0 | 2 | 5 | 7 | 2 | 0 | 0 | 0 | 0 | 0 | 0 | 24 | |
| 1 | Bone, Jordan | 3 | 9 | 0 | 0 | 2 | 4 | 1 | 5 | 6 | 0 | 0 | 0 | 0 | 0 | 24 | |
| 3 | Hubbs III, Robert | 8 | 11 | 1-1 | 2-2 | 3 | 5 | 4 | 19 | 3 | 0 | 0 | 0 | 0 | 0 | 33 | |
| 1 | Turner, Lamonte | 0 | 1 | 0 | 0 | 0 | 0 | 0 | 3 | 1 | 0 | 0 | 0 | 0 | 0 | 18 | |
| 12 | Parker, Kwe | 0 | 1 | 0 | 0 | 0 | 0 | 0 | 0 | 0 | 0 | 0 | 0 | 0 | 0 | 7 | |
| 21 | Evans, Lew | 1 | 4 | 0-1 | 3-7 | 5 | 4 | 9 | 1 | 5 | 3 | 0 | 2 | 1 | 0 | 25 | |
| 25 | Phillips, Shembari | 0 | 2 | 0 | 0 | 1 | 2 | 0 | 0 | 0 | 0 | 0 | 0 | 0 | 0 | 14 | |
| 5 | Schofield, Admiral | 5 | 12 | 4-4 | 2-2 | 2 | 4 | 0 | 1 | 1 | 0 | 1 | 1 | 0 | 0 | 17 | |
| | Team | | | | | 2 | 2 | 4 | | | | | | | | | |
| Totals | | 31-67 | 7-17 | 12-23 | 17 | 30 | 49 | 18 | 91 | 20 | 7 | 5 | 4 | 0 | 0 | 20 | |
| FG % 1st Half: | | 14-30 | 46.7% | 2nd Half: | 17-31 | 54.8% | Game: | 31-67 | 46.3% | Deadball | | | | | | | |
| 3FG % 1st Half: | | 2-7 | 28.6% | 2nd Half: | 4-6 | 66.7% | Game: | 6-13 | 46.2% | Rebounds | | | | | | | |
| FT % 1st Half: | | 6-11 | 54.5% | 2nd Half: | 16-26 | 61.5% | Game: | 22-37 | 59.5% | Points | | | | | | | |

Officials: Doug Shows, Sean Casey, Kerlyl Simon
 Technical fouls: Mississippi State=None, Tennessee=None.
 Attendance: 13917

| Score by periods | 1st | 2nd | Total |
|-------------------|-----|-----|-------|
| Tennessee | 34 | 40 | 74 |
| Mississippi State | 37 | 54 | 91 |

Points: In Off 2nd Fast
 MS 38 10 14 24
 UT 28 9 14 28

Score tied - 6 times.
 Largest lead - MS by 15 at 00:14, UT by 24 at 00:52.
 MS led for 00:52. UT led for 35:13. Game was tied for 03:55.

- Robert Hubbs III scored 19 points to lead four 19 points in double-figures as Tennessee took a 91-74 win over Mississippi State on Jan. 21, 2017, at Thompson-Boling Arena.
- Tennessee limited its mistakes, committing just seven turnovers against the Bulldogs, and dominated the glass with a season-high 49 rebounds to Mississippi State's 35. UT's 14-rebound advantage was also its largest of the season. After an even first half, the Vols used a pair of second-half runs to take control of the game.
- UT's 91 points in the win marked its most in SEC play this season and the most MSU has surrendered this year.
- Hubbs enjoyed an efficient night of shooting, going 8-for-11 while also posting five rebounds and three assists. Grant Williams scored all 17 of his points in the Vols' dominant second half. Admiral Schofield had 15 points and seven rebounds, and Jordan Bowden added 14 points and seven boards.
- Hubbs led all players with 13 points at halftime after making six of eight shots in the first half. Both teams shot under 40 percent in the first half, with the Vols at 38.9 percent (14-of-36) and MSU at 37.9 percent (11-of-29). The Bulldogs briefly took the lead when Herard made a layup 18 seconds into the second half. Williams knocked down a 3-pointer 17 seconds later to spark a 15-4 Tennessee run over the next three minutes and give the Vols a 52-42 advantage.
- Tennessee used a 29-11 run spanning eight minutes to pull away and secure the victory.

Official Basketball Box Score -- Game Totals -- Final Statistics

Kansas State at Knoxville, Tenn. (Thompson-Boling Arena)

| Kansas State 58 @ 15-6, 4-4 Big 12 | | | | | | | | | | | | | | | | | |
|------------------------------------|---------------------|-------|-------|-----------|-------|-------|-------|----------|-------|----------|----|----|---|----|----|-----|-----|
| # | Player | Total | | | 3-Ptr | | | Rebounds | | | PF | TP | A | To | Bk | Stl | Min |
| | | FG | FGA | FT | FTA | FG | FGA | FT | FTA | Off | | | | | | | |
| 25 | Iwundu, Wesley | 1 | 2 | 0-2 | 4-7 | 0 | 0 | 0 | 14 | 3 | 2 | 1 | 1 | 0 | 0 | 35 | |
| 32 | Wade, Dean | 1 | 2 | 1-1 | 2-4 | 0 | 0 | 1 | 4 | 3 | 0 | 0 | 0 | 0 | 0 | 12 | |
| 4 | Johnson, D.J. | 3 | 6 | 0-0 | 0-0 | 3 | 6 | 2 | 4 | 0 | 2 | 0 | 0 | 0 | 0 | 28 | |
| 3 | Stokes, Kamau | 3 | 7 | 2-0 | 5-7 | 1 | 2 | 3 | 11 | 3 | 0 | 0 | 0 | 0 | 30 | | |
| 5 | Brady, Barry | 3 | 6 | 1-1 | 3-3 | 2 | 2 | 0 | 1 | 4 | 0 | 0 | 0 | 0 | 0 | 24 | |
| 1 | Ervin, III, Maurice | 0 | 0 | 0-0 | 0-0 | 1 | 3 | 4 | 0 | 1 | 2 | 0 | 0 | 0 | 0 | 19 | |
| 10 | Caribe, Isaiah | 0 | 0 | 0-0 | 1-2 | 1 | 0 | 1 | 4 | 1 | 1 | 0 | 0 | 0 | 0 | 9 | |
| 17 | Patrick, Brian | 0 | 0 | 0-0 | 0-0 | 0 | 0 | 0 | 0 | 0 | 0 | 0 | 0 | 0 | 0 | 6 | |
| 20 | Sneed, Xavier | 1 | 6 | 1-3 | 3-5 | 0 | 3 | 4 | 6 | 0 | 2 | 1 | 1 | 0 | 0 | 19 | |
| 35 | Budke, Austin | 1 | 2 | 0-1 | 0-0 | 0 | 0 | 0 | 2 | 0 | 0 | 0 | 0 | 0 | 0 | 8 | |
| | Team | | | | | | | | | | | | | | | | |
| Totals | | 19-48 | 5-16 | 15-23 | 9 | 22 | 29 | 19 | 58 | 12 | 13 | 4 | 5 | 20 | 0 | 20 | |
| FG % 1st Half: | | 8-22 | 36.4% | 2nd Half: | 11-26 | 42.3% | Game: | 19-48 | 39.6% | Deadball | | | | | | | |
| 3FG % 1st Half: | | 0-6 | 0.0% | 2nd Half: | 5-10 | 50.0% | Game: | 5-16 | 31.3% | Rebounds | | | | | | | |
| FT % 1st Half: | | 6-11 | 54.5% | 2nd Half: | 9-12 | 75.0% | Game: | 15-23 | 65.2% | Points | | | | | | | |

| Tennessee 70 @ 12-9, 3-4 SEC | | | | | | | | | | | | | | | | | |
|------------------------------|--------------------|-------|-------|-----------|-------|-------|-------|----------|-------|----------|----|----|---|----|----|-----|-----|
| # | Player | Total | | | 3-Ptr | | | Rebounds | | | PF | TP | A | To | Bk | Stl | Min |
| | | FG | FGA | FT | FTA | FG | FGA | FT | FTA | Off | | | | | | | |
| 11 | Alexander, Kyle | 1 | 3 | 0-0 | 2-3 | 5 | 4 | 9 | 3 | 8 | 0 | 1 | 2 | 0 | 0 | 18 | |
| 1 | Bowden, Jordan | 3 | 10 | 0-0 | 1-1 | 2 | 4 | 0 | 1 | 4 | 0 | 0 | 0 | 0 | 0 | 12 | |
| 0 | Bone, Jordan | 3 | 8 | 0-0 | 1-1 | 1 | 3 | 1 | 5 | 1 | 0 | 1 | 1 | 0 | 0 | 18 | |
| 3 | Hubbs, Jordan | 3 | 9 | 2-5 | 5-7 | 1 | 0 | 1 | 13 | 1 | 0 | 1 | 0 | 0 | 32 | | |
| 3 | Turner, Lamonte | 5 | 10 | 0-0 | 1-6 | 7 | 3 | 10 | 1 | 1 | 0 | 1 | 0 | 0 | 0 | 31 | |
| 1 | Turner, Lamonte | 3 | 6 | 1-3 | 6-6 | 1 | 3 | 0 | 7 | 5 | 2 | 1 | 0 | 0 | 0 | 27 | |
| 21 | Evans, Lew | 2 | 7 | 1-4 | 4-5 | 5 | 5 | 2 | 9 | 1 | 1 | 1 | 1 | 0 | 0 | 19 | |
| 25 | Phillips, Shembari | 0 | 1 | 0-1 | 0-0 | 0 | 0 | 0 | 0 | 0 | 0 | 0 | 0 | 0 | 0 | 15 | |
| 5 | Schofield, Admiral | 1 | 3 | 0-0 | 1-1 | 0 | 1 | 3 | 0 | 1 | 2 | 0 | 0 | 0 | 0 | 6 | |
| | Team | | | | | 3 | 6 | | | | | | | | | | |
| Totals | | 26-58 | 5-14 | 13-21 | 16 | 27 | 43 | 18 | 70 | 16 | 12 | 4 | 6 | 20 | 0 | 20 | |
| FG % 1st Half: | | 15-28 | 53.6% | 2nd Half: | 11-30 | 36.7% | Game: | 26-58 | 44.8% | Deadball | | | | | | | |
| 3FG % 1st Half: | | 4-10 | 40.0% | 2nd Half: | 1-4 | 25.0% | Game: | 5-14 | 35.7% | Rebounds | | | | | | | |
| FT % 1st Half: | | 5-10 | 50.0% | 2nd Half: | 8-11 | 72.7% | Game: | 13-21 | 61.9% | Points | | | | | | | |

Officials: Pat Adams, Antonio Petty, Tony Henderson
 Technical fouls: Kansas State=None, Tennessee=None.
 Attendance: 14308
 2017 SEC/Big 12 Challenge, presented by Sonic

| Score by periods | 1st | 2nd | Total |
|------------------|-----|-----|-------|
| Tennessee | 33 | 37 | 70 |
| Kansas State | 39 | 31 | 70 |

Points: In Off 2nd Fast
 UT 24 8 14 24
 KS 39 12 6 8 9

Score tied - 1 time.
 Largest lead - KS, UT by 15 at 20:18-09.
 KS led for 00:00. UT led for 30:59. Game was tied for 01:01.

Official Basketball Box Score -- Game Totals -- Final Statistics

Tennessee vs Mississippi State

| Tennessee 50 @ 13-10, 5-5 | | | | | | | | | | | | | | | | | |
|---------------------------|-------------------|-------|------|-------|-------|----|-----|----------|-----|-----|----|----|---|----|----|-----|-----|
| # | Player | Total | | | 3-Ptr | | | Rebounds | | | PF | TP | A | To | Bk | Stl | Min |
| | | FG | FGA | FT | FTA | FG | FGA | FT | FTA | Off | | | | | | | |
| 0 | Grant Williams | 1 | 4 | 0-0 | 1-3 | 2 | 3 | 5 | 11 | 2 | 0 | 0 | 1 | 0 | 0 | 23 | |
| 11 | Kyle Alexander | 1 | 3 | 0-0 | 0-3 | 1 | 3 | 4 | 6 | 0 | 1 | 0 | 0 | 0 | 0 | 14 | |
| 0 | Jordan Bone | 6 | 15 | 0-4 | 1-1 | 1 | 7 | 8 | 1 | 13 | 2 | 0 | 0 | 0 | 0 | 29 | |
| 0 | Robert Hubbs III | 9 | 21 | 0-0 | 0-0 | 1 | 4 | 5 | 11 | 4 | 3 | 2 | 0 | 0 | 0 | 32 | |
| 0 | Jordan Bowden | 5 | 10 | 2-2 | 2-2 | 1 | 0 | 1 | 3 | 6 | 1 | 2 | 1 | 0 | 0 | 31 | |
| 0 | Lamonte Turner | 0 | 4 | 0-2 | 4-3 | 0 | 3 | 2 | 3 | 4 | 0 | 0 | 0 | 0 | 0 | 17 | |
| 0 | Admiral Schofield | 3 | 4 | 1-1 | 1-2 | 0 | 7 | 7 | 8 | 0 | 0 | 0 | 0 | 0 | 0 | 19 | |
| 0 | Kwe Parker | 1 | 2 | 0-0 | 0-0 | 0 | 0 | 0 | 0 | 0 | 0 | 0 | 0 | 0 | 0 | 5 | |
| 21 | Lew Evans | 2 | 8 | 2-5 | 1-2 | 2 | 5 | 7 | 7 | 1 | 2 | 1 | 0 | 0 | 0 | 19 | |
| 0 | Shembari Phillips | 0 | 0 | 0-0 | 2-2 | 0 | 2 | 2 | 2 | 0 | 0 | 0 | 0 | 0 | 0 | 11 | |
| | Team | | | | | | | | | | | | | | | | |
| Totals | | 22-57 | 5-18 | 10-22 | 9 | 36 | 45 | 24 | 50 | 11 | 14 | 2 | 0 | 0 | 0 | 120 | |
| FG % 1st Half: | | 12 | | | | | | | | | | | | | | | |

BOX SCORES

Official Basketball Box Score -- Game Totals -- Final Statistics
 Georgia vs Tennessee
 02/11/17 4:05 p.m. at Knoxville, Tenn. (Thompson-Boling Arena)



Georgia 76 • 14-11, 5-7 SEC

| # | Player | Total | | | Rebounds | | PF | TP | A | TO | Blk | Stl | Min |
|----|---------------------|-------|------|-------|----------|-----|----|----|----|----|-----|-----|-----|
| | | FG | FGA | FT | FTA | Off | | | | | | | |
| 1 | Matten, Yante | 3-6 | 0-0 | 1-2 | 2 | 4 | 5 | 7 | 0 | 3 | 1 | 1 | 17 |
| 32 | Edwards, Mike | 3-5 | 0-0 | 0-0 | 1 | 2 | 3 | 6 | 0 | 2 | 2 | 0 | 24 |
| 34 | Ogbeide, Derek | 2-5 | 0-0 | 1-4 | 3 | 7 | 10 | 3 | 5 | 0 | 0 | 0 | 31 |
| 30 | Frazier, J.J. | 11-19 | 2-7 | 5-6 | 2 | 4 | 11 | 29 | 6 | 2 | 0 | 2 | 39 |
| 4 | Crump, Tyree | 4-7 | 3-5 | 2-2 | 0 | 3 | 3 | 1 | 13 | 1 | 1 | 0 | 16 |
| 0 | Jackson, William II | 0-0 | 0-0 | 0-0 | 0 | 1 | 1 | 0 | 0 | 0 | 1 | 0 | 9 |
| 13 | Willridge, EtTomon | 1-2 | 1-2 | 0-0 | 0 | 2 | 2 | 3 | 3 | 0 | 0 | 0 | 6 |
| 2 | Harris, Jordan | 1-3 | 0-2 | 0-0 | 0 | 1 | 1 | 2 | 2 | 0 | 2 | 0 | 15 |
| 24 | Kessler, Houston | 0-0 | 0-0 | 0-0 | 0 | 1 | 1 | 3 | 0 | 0 | 0 | 0 | 5 |
| 25 | Geno, Kenny Faul | 0-0 | 0-0 | 0-0 | 0 | 0 | 0 | 0 | 0 | 0 | 0 | 0 | 4 |
| 3 | Parker, Juwan | 4-8 | 1-2 | 2-2 | 1 | 3 | 4 | 1 | 11 | 3 | 0 | 0 | 30 |
| 5 | Diatta, Pape | 0-1 | 0-1 | 0-0 | 0 | 0 | 0 | 0 | 0 | 0 | 0 | 0 | 4 |
| | Team | | | | 2 | 4 | 1 | | | | | | |
| | Totals | 29-56 | 7-19 | 11-16 | 11 | 26 | 37 | 23 | 76 | 10 | 11 | 3 | 200 |

FG % 1st Half: 15-30 50.0% 2nd half: 14-26 53.8% Game: 29-56 51.8% Deadball
 3FG % 1st Half: 3-9 33.3% 2nd half: 4-10 40.0% Game: 7-19 36.8% Rebounds
 FT % 1st Half: 1-2 50.0% 2nd half: 10-14 71.4% Game: 11-16 68.8% 3

Tennessee 75 • 14-11, 6-6 SEC

| # | Player | Total | | | Rebounds | | PF | TP | A | TO | Blk | Stl | Min |
|----|--------------------|-------|------|-------|----------|-----|----|----|----|----|-----|-----|-----|
| | | FG | FGA | FT | FTA | Off | | | | | | | |
| 11 | Alexander, Kyle | 3-7 | 0-0 | 0-0 | 6 | 3 | 9 | 1 | 6 | 0 | 0 | 1 | 22 |
| 2 | Williams, Grant | 10-16 | 0-0 | 10-14 | 2 | 2 | 4 | 3 | 30 | 1 | 3 | 3 | 28 |
| 0 | Bone, Jordan | 0-2 | 0-0 | 4-4 | 0 | 3 | 3 | 0 | 4 | 4 | 0 | 0 | 18 |
| 23 | Bowden, Jordan | 3-8 | 0-4 | 0-0 | 2 | 2 | 4 | 4 | 6 | 3 | 0 | 0 | 31 |
| 3 | Hubbs III, Robert | 3-13 | 0-1 | 4-4 | 1 | 2 | 3 | 0 | 10 | 2 | 1 | 0 | 34 |
| 1 | Turner, Lamonte | 2-5 | 2-5 | 1-2 | 0 | 0 | 0 | 0 | 7 | 5 | 0 | 0 | 18 |
| 21 | Evans, Lew | 1-2 | 0-1 | 0-0 | 1 | 0 | 1 | 4 | 2 | 0 | 0 | 0 | 8 |
| 25 | Phillips, Shembari | 1-2 | 1-1 | 0-0 | 0 | 2 | 2 | 2 | 3 | 4 | 0 | 0 | 21 |
| 5 | Schofield, Admiral | 3-7 | 1-2 | 0-0 | 0 | 3 | 2 | 7 | 0 | 1 | 0 | 0 | 20 |
| | Team | | | | 1 | 1 | 2 | | | | | | |
| | Totals | 26-62 | 4-14 | 19-24 | 13 | 18 | 31 | 16 | 75 | 19 | 5 | 4 | 200 |

FG % 1st Half: 13-28 46.4% 2nd half: 13-34 38.2% Game: 26-62 41.9% Deadball
 3FG % 1st Half: 2-6 33.3% 2nd half: 2-8 25.0% Game: 4-14 28.6% Rebounds
 FT % 1st Half: 8-9 88.9% 2nd half: 11-15 73.3% Game: 19-24 79.2% 2

Officials: Antonio Petty, Marc Ellard, Patrick Evans
 Technical fouls: Georgia-TEAM; Tennessee-None.
 Attendance: 15637

| Score by periods | 1st | 2nd | Total |
|------------------|-----|-----|-------|
| Georgia | 34 | 42 | 76 |
| Tennessee | 36 | 39 | 75 |

| | In | Off | 2nd | Fast |
|---------|----|-----|-----|------|
| Points | 17 | 7 | 10 | 16 |
| Georgia | 18 | 11 | 15 | 3 |
| USA | 3 | 12 | 13 | 2 |
| UT | | | | |

Lead by: USA 0:00-21; UT 2:00-30:00; Score tied - 7 times.
 Largest lead: USA by 6 2:00-52:36; UT by 14 2:00-15:13; Lead changed - 11 times.
 USA led for 09:53; UT led for 23:53; Game was tied for 06:00.

- Despite freshman Grant Williams tying his career-high 30 points, Tennessee fell to Georgia in a nailbiter 76-75. This loss snaps a five-game winning streak at Thompson-Boling Arena for the Volunteers.
- Williams (10-for-16) was the only Vol to shoot better than 50 percent on the day. Robert Hubbs III added 10 points, but struggled from the field, shooting 3-for-13. The Vols excelled at the free-throw line, going 19-for-24 from the charity stripe.
- The first half was back and forth, including eight lead changes and four ties with neither team holding a lead of more than four points.
- In the second half, UT jumped out to a 14-point lead sparked by a 15-5 run. However, the Bulldogs, led by J.J. Frazier (29 points and six assists) chipped away at the deficit until they took a 65-64 lead with 3:34 remaining in the game, after which they never trailed. The Bulldogs shot 52 percent from the field, and Tyree Crump added 13 points in his first career start.
- Despite forcing 11 turnovers on defense, Tennessee struggled to contain Georgia for much of the second half, allowing Frazier to log 20 points.
- UT guard Lamonte Turner made two 3-pointers in the final minute of play; however, it was not enough as Georgia converted efficiently from the free-throw line to solidify its victory.
- Tennessee sophomore Kyle Alexander also tied his season-high for rebounds with nine.
- Tennessee's freshman accounted for 57.3 percent of Tennessee's scoring, netting 43 of the Vols' 75 points.

2016-17 Tennessee Basketball
Tennessee Combined Team Statistics (as of Feb 11, 2017)
All games



| RECORD: | OVERALL | HOME | AWAY | NEUTRAL |
|----------------|----------------|-------------|-------------|----------------|
| ALL GAMES | 14-11 | 9-4 | 4-4 | 1-3 |
| CONFERENCE | 6-6 | 3-3 | 3-3 | 0-0 |
| NON-CONFERENCE | 8-5 | 6-1 | 1-1 | 1-3 |

| # | Player | gp-gs | min | avg | Total | | 3-Point | | F-Throw | | Rebounds | | | | pf | dq | a | to | blk | stl | pts | avg |
|----------------|--------------------|-------|------|------|----------|------|---------|------|---------|-------|----------|-----|-----|------|-----|----|-----|-----|-----|-----|------|------|
| | | | | | fg-fga | fg% | 3fg-fga | 3fg% | ft-fa | ft% | off | def | tot | avg | | | | | | | | |
| 3 | Hubbs III, Robert | 25-25 | 800 | 32.0 | 139-285 | .488 | 3-22 | .136 | 76-91 | .835 | 38 | 88 | 126 | 5.0 | 47 | 0 | 49 | 41 | 7 | 20 | 357 | 14.3 |
| 2 | Williams, Grant | 25-22 | 611 | 24.4 | 108-200 | .540 | 7-21 | .333 | 89-137 | .650 | 64 | 73 | 137 | 5.5 | 83 | 5 | 28 | 46 | 49 | 20 | 312 | 12.5 |
| 15 | Mostella, Detrick | 15-1 | 323 | 21.5 | 53-131 | .405 | 26-70 | .371 | 26-37 | .703 | 8 | 51 | 59 | 3.9 | 31 | 1 | 18 | 22 | 6 | 6 | 158 | 10.5 |
| 1 | Turner, Lamonte | 25-4 | 530 | 21.2 | 60-162 | .370 | 36-96 | .375 | 63-82 | .768 | 7 | 51 | 58 | 2.3 | 55 | 0 | 79 | 44 | 4 | 16 | 219 | 8.8 |
| 23 | Bowden, Jordan | 25-24 | 577 | 23.1 | 69-180 | .383 | 32-99 | .323 | 47-57 | .825 | 22 | 52 | 74 | 3.0 | 53 | 1 | 29 | 20 | 3 | 25 | 217 | 8.7 |
| 5 | Schofield, Admiral | 21-1 | 351 | 16.7 | 55-114 | .482 | 13-29 | .448 | 30-38 | .789 | 20 | 61 | 81 | 3.9 | 47 | 2 | 15 | 25 | 4 | 3 | 153 | 7.3 |
| 0 | Bone, Jordan | 16-13 | 320 | 20.0 | 45-129 | .349 | 6-29 | .207 | 18-25 | .720 | 6 | 25 | 31 | 1.9 | 22 | 0 | 49 | 22 | 0 | 11 | 114 | 7.1 |
| 25 | Phillips, Shembari | 25-10 | 473 | 18.9 | 42-98 | .429 | 14-28 | .500 | 44-57 | .772 | 17 | 53 | 70 | 2.8 | 54 | 2 | 44 | 33 | 2 | 14 | 142 | 5.7 |
| 32 | Woodson, Brad | 1-0 | 4 | 4.0 | 1-3 | .333 | 1-2 | .500 | 2-2 | 1.000 | 0 | 0 | 0 | 0.0 | 0 | 0 | 0 | 0 | 0 | 1 | 5 | 5.0 |
| 10 | Fulkerson, John | 10-6 | 160 | 16.0 | 17-30 | .567 | 0-0 | .000 | 13-20 | .650 | 14 | 32 | 46 | 4.6 | 23 | 0 | 10 | 8 | 9 | 11 | 47 | 4.7 |
| 11 | Alexander, Kyle | 25-18 | 356 | 14.2 | 37-74 | .500 | 1-4 | .250 | 17-37 | .459 | 47 | 56 | 103 | 4.1 | 45 | 0 | 3 | 10 | 27 | 6 | 92 | 3.7 |
| 21 | Evans, Lew | 25-1 | 351 | 14.0 | 24-66 | .364 | 9-30 | .300 | 32-47 | .681 | 27 | 45 | 72 | 2.9 | 57 | 1 | 25 | 22 | 4 | 7 | 89 | 3.6 |
| 12 | Parker, Kwe | 20-0 | 166 | 8.3 | 9-27 | .333 | 2-11 | .182 | 1-8 | .125 | 4 | 12 | 16 | 0.8 | 22 | 0 | 19 | 17 | 2 | 6 | 21 | 1.1 |
| 24 | Campbell, Lucas | 1-0 | 3 | 3.0 | 0-0 | .000 | 0-0 | .000 | 0-0 | .000 | 0 | 0 | 0 | 0.0 | 0 | 0 | 0 | 0 | 0 | 0 | 0 | 0.0 |
| Team | | | | | | | | | | | 39 | 37 | 76 | | | | 8 | | | | | |
| Total..... | | 25 | 5025 | | 659-1499 | .440 | 150-441 | .340 | 458-638 | .718 | 313 | 636 | 949 | 38.0 | 539 | 12 | 368 | 318 | 117 | 146 | 1926 | 77.0 |
| Opponents..... | | 25 | 5025 | | 615-1445 | .426 | 166-481 | .345 | 432-626 | .690 | 301 | 627 | 928 | 37.1 | 541 | - | 297 | 367 | 87 | 149 | 1828 | 73.1 |

| TEAM STATISTICS | UT | OPP | Date | Opponent | Score | Att. |
|------------------------|-----------|------------|-------------|----------------------|--------------|-------------|
| SCORING | 1926 | 1828 | 11/11/16 | CHATTANOOGA | L 69-82 | 14483 |
| Points per game | 77.0 | 73.1 | 11/15/16 | APPALACHIAN STATE | w 103-94 | 11758 |
| Scoring margin | +3.9 | - | 1 11/21/16 | vs Wisconsin | L 62-74 | 2400 |
| FIELD GOALS-ATT | 659-1499 | 615-1445 | 1 11/22/16 | vs Oregon | Lot 65-69 | 2400 |
| Field goal pct | .440 | .426 | 1 11/23/16 | vs Chaminade | w 95-81 | 2400 |
| 3 POINT FG-ATT | 150-441 | 166-481 | 12/03/16 | GEORGIA TECH | w 81-58 | 12634 |
| 3-point FG pct | .340 | .345 | 12/06/16 | PRESBYTERIAN | w 90-50 | 11547 |
| 3-pt FG made per game | 6.0 | 6.6 | 12/11/16 | at North Carolina | L 71-73 | 18745 |
| FREE THROWS-ATT | 458-638 | 432-626 | 12/13/16 | TENNESSEE TECH | w 74-68 | 11524 |
| Free throw pct | .718 | .690 | 12/15/16 | LIPSCOMB | w 92-77 | 11893 |
| F-Throws made per game | 18.3 | 17.3 | 2 12/18/16 | vs Gonzaga | L 76-86 | 13784 |
| REBOUNDS | 949 | 928 | 12/22/16 | at ETSU | w 72-68 | 6149 |
| Rebounds per game | 38.0 | 37.1 | * 12/29/16 | at Texas A&M | w 73-63 | 9199 |
| Rebounding margin | +0.8 | - | * 01/03/17 | ARKANSAS | L 78-82 | 13002 |
| ASSISTS | 368 | 297 | * 01/07/17 | at Florida | L 70-83 | 10843 |
| Assists per game | 14.7 | 11.9 | * 01/11/17 | SOUTH CAROLINA | L 60-70 | 13794 |
| TURNOVERS | 318 | 367 | * 01/14/17 | at Vanderbilt | w 87-75 | 12235 |
| Turnovers per game | 12.7 | 14.7 | * 01/17/17 | at Ole Miss | L 69-80 | 6085 |
| Turnover margin | +2.0 | - | * 01/21/17 | MISSISSIPPI STATE | w 91-74 | 13917 |
| Assist/turnover ratio | 1.2 | 0.8 | * 01/24/17 | KENTUCKY | w 82-80 | 19349 |
| STEALS | 146 | 149 | 3 01/28/17 | KANSAS STATE | w 70-58 | 14398 |
| Steals per game | 5.8 | 6.0 | * 01/31/17 | at Auburn | w 87-77 | 7525 |
| BLOCKS | 117 | 87 | * 02/04/17 | at Mississippi State | L 59-64 | 7581 |
| Blocks per game | 4.7 | 3.5 | * 02/08/17 | OLE MISS | w 75-66 | 12209 |
| ATTENDANCE | 176145 | 99346 | * 02/11/17 | GEORGIA | L 75-76 | 15637 |
| Home games-Avg/Game | 13-13550 | 8-9795 | | | | |
| Neutral site-Avg/Game | - | 4-5246 | | | | |

* = Conference game
1 = Maui Invitational
2 = Battle on Broadway (Nashville, Tenn.)
3 = SEC/Big 12 Challenge

| Score by Periods | 1st | 2nd | OT | Totals |
|-------------------------|------------|------------|-----------|---------------|
| Tennessee | 936 | 981 | 9 | 1926 |
| Opponents | 832 | 983 | 13 | 1828 |

2016-17 Tennessee Basketball
Tennessee Combined Team Statistics (as of Feb 11, 2017)
Conference games



| RECORD: | OVERALL | HOME | AWAY | NEUTRAL |
|----------------|----------------|-------------|-------------|----------------|
| ALL GAMES | 6-6 | 3-3 | 3-3 | 0-0 |
| CONFERENCE | 6-6 | 3-3 | 3-3 | 0-0 |
| NON-CONFERENCE | 0-0 | 0-0 | 0-0 | 0-0 |

| ## | Player | gp-gs | min | avg | Total | | 3-Point | | F-Throw | | Rebounds | | | | pf | dq | a | to | blk | stl | pts | avg |
|----------------|-------------------|-------|------|------|---------|------|---------|------|---------|------|----------|-----|-----|------|-----|----|-----|-----|-----|-----|-----|------|
| | | | | | fg-fga | fg% | 3fg-fga | 3fg% | ft-fta | ft% | off | def | tot | avg | | | | | | | | |
| 2 | Williams,Grant | 12-12 | 313 | 26.1 | 57-112 | .509 | 4-11 | .364 | 53-81 | .654 | 31 | 34 | 65 | 5.4 | 46 | 4 | 11 | 17 | 28 | 10 | 171 | 14.3 |
| 3 | Hubbs III,Robert | 12-12 | 405 | 33.8 | 62-139 | .446 | 1-11 | .091 | 36-46 | .783 | 18 | 44 | 62 | 5.2 | 18 | 0 | 32 | 17 | 3 | 7 | 161 | 13.4 |
| 15 | Mostella,Detrick | 3-0 | 79 | 26.3 | 13-32 | .406 | 9-21 | .429 | 3-6 | .500 | 1 | 9 | 10 | 3.3 | 4 | 0 | 5 | 6 | 0 | 1 | 38 | 12.7 |
| 5 | Schofield,Admiral | 12-0 | 243 | 20.3 | 46-85 | .541 | 10-18 | .556 | 21-28 | .750 | 14 | 49 | 63 | 5.3 | 36 | 2 | 9 | 14 | 4 | 2 | 123 | 10.3 |
| 23 | Bowden,Jordan | 12-12 | 278 | 23.2 | 31-82 | .378 | 15-44 | .341 | 26-33 | .788 | 8 | 27 | 35 | 2.9 | 29 | 0 | 17 | 12 | 1 | 12 | 103 | 8.6 |
| 1 | Turner,Lamonte | 12-2 | 238 | 19.8 | 25-64 | .391 | 16-42 | .381 | 33-46 | .717 | 2 | 28 | 30 | 2.5 | 24 | 0 | 42 | 23 | 2 | 8 | 99 | 8.3 |
| 0 | Bone,Jordan | 12-10 | 246 | 20.5 | 32-99 | .323 | 5-23 | .217 | 13-18 | .722 | 3 | 24 | 27 | 2.3 | 17 | 0 | 34 | 17 | 0 | 8 | 82 | 6.8 |
| 21 | Evans,Lew | 12-0 | 184 | 15.3 | 13-32 | .406 | 5-11 | .455 | 15-25 | .600 | 16 | 24 | 40 | 3.3 | 34 | 1 | 13 | 8 | 3 | 2 | 46 | 3.8 |
| 11 | Alexander,Kyle | 12-12 | 163 | 13.6 | 17-33 | .515 | 0-0 | .000 | 7-16 | .438 | 21 | 28 | 49 | 4.1 | 22 | 0 | 1 | 6 | 10 | 0 | 41 | 3.4 |
| 25 | Phillips,Shembari | 12-0 | 184 | 15.3 | 12-35 | .343 | 2-11 | .182 | 10-14 | .714 | 6 | 25 | 31 | 2.6 | 29 | 1 | 14 | 8 | 1 | 5 | 36 | 3.0 |
| 12 | Parker,Kwe | 11-0 | 67 | 6.1 | 3-13 | .231 | 0-6 | .000 | 0-2 | .000 | 0 | 5 | 5 | 0.5 | 5 | 0 | 6 | 7 | 0 | 1 | 6 | 0.5 |
| Team | | | | | | | | | | | | | | 24 | 19 | 43 | | | 2 | | | |
| Total..... | | 12 | 2400 | | 311-726 | .428 | 67-198 | .338 | 217-315 | .689 | 144 | 316 | 460 | 38.3 | 264 | 8 | 184 | 137 | 52 | 56 | 906 | 75.5 |
| Opponents..... | | 12 | 2400 | | 299-704 | .425 | 74-226 | .327 | 218-319 | .683 | 148 | 325 | 473 | 39.4 | 266 | - | 131 | 160 | 46 | 63 | 890 | 74.2 |

| TEAM STATISTICS | UT | OPP | Date | Opponent | Score | Att. |
|------------------------|-----------|------------|-------------|----------------------|--------------|-------------|
| SCORING | 906 | 890 | * 12/29/16 | at Texas A&M | w 73-63 | 9199 |
| Points per game | 75.5 | 74.2 | * 01/03/17 | ARKANSAS | L 78-82 | 13002 |
| Scoring margin | +1.3 | - | * 01/07/17 | at Florida | L 70-83 | 10843 |
| FIELD GOALS-ATT | 311-726 | 299-704 | * 01/11/17 | SOUTH CAROLINA | L 60-70 | 13794 |
| Field goal pct | .428 | .425 | * 01/14/17 | at Vanderbilt | w 87-75 | 12235 |
| 3 POINT FG-ATT | 67-198 | 74-226 | * 01/17/17 | at Ole Miss | L 69-80 | 6085 |
| 3-point FG pct | .338 | .327 | * 01/21/17 | MISSISSIPPI STATE | w 91-74 | 13917 |
| 3-pt FG made per game | 5.6 | 6.2 | * 01/24/17 | KENTUCKY | w 82-80 | 19349 |
| FREE THROWS-ATT | 217-315 | 218-319 | * 01/31/17 | at Auburn | w 87-77 | 7525 |
| Free throw pct | .689 | .683 | * 02/04/17 | at Mississippi State | L 59-64 | 7581 |
| F-Throws made per game | 18.1 | 18.2 | * 02/08/17 | OLE MISS | w 75-66 | 12209 |
| REBOUNDS | 460 | 473 | * 02/11/17 | GEORGIA | L 75-76 | 15637 |
| Rebounds per game | 38.3 | 39.4 | | | | |
| Rebounding margin | -1.1 | - | | | | |
| ASSISTS | 184 | 131 | | | | |
| Assists per game | 15.3 | 10.9 | | | | |
| TURNOVERS | 137 | 160 | | | | |
| Turnovers per game | 11.4 | 13.3 | | | | |
| Turnover margin | +1.9 | - | | | | |
| Assist/turnover ratio | 1.3 | 0.8 | | | | |
| STEALS | 56 | 63 | | | | |
| Steals per game | 4.7 | 5.3 | | | | |
| BLOCKS | 52 | 46 | | | | |
| Blocks per game | 4.3 | 3.8 | | | | |
| ATTENDANCE | 87908 | 53468 | | | | |
| Home games-Avg/Game | 6-14651 | 6-8911 | | | | |
| Neutral site-Avg/Game | - | 0-0 | | | | |

* = Conference game
1 = Maui Invitational
2 = Battle on Broadway (Nashville, Tenn.)
3 = SEC/Big 12 Challenge

| Score by Periods | 1st | 2nd | Totals |
|-------------------------|------------|------------|---------------|
| Tennessee | 424 | 482 | 906 |
| Opponents | 388 | 502 | 890 |

BROADCAST MEDIA CHEAT SHEET (probable starters noted with orange numbers)



0

JORDAN BONE

| GP/GS | PPG | APG | SPG | FG% | 3FG% | FT% |
|-------|-------|-----|-----|-----|------|------|
| 16-17 | 16/13 | 7.1 | 3.1 | 0.7 | .349 | .207 |

Career Highs Pts: 23 Reb: 8 Ast: 8 Stl: 3 Min: 31

Fr. • G • 6-1 • 173 • Nashville, Tenn./The Ensworth School

- Dished out 11 assists vs. one turnovers in his last three games, including four assists vs. Georgia (2/11)
- Led Tennessee with 13 points and a season-best eight rebounds at Mississippi State (2/4)
- Erupted for a season-best 23 points and hit four 3-pointers in his homecoming at Vanderbilt (1/14)
- Scored 21 points against Chattanooga in his collegiate debut (11/11)



1

LAMONTÉ TURNER

| GP/GS | PPG | APG | SPG | FG% | 3FG% | FT% |
|-------|------|-----|-----|-----|------|------|
| 16-17 | 25/4 | 8.8 | 3.2 | 0.6 | .370 | .375 |

Career Highs Pts: 24 Reb: 7 Ast: 6 Stl: 3 Min: 29

First Name Pronounced: luh-MON-tay

RS-Fr. • G • 6-0 • 187 • Florence, Ala./IMG Academy (Fla.)

- Team leader in assists (79 total, 3.2 apg)—one of only six SEC freshmen averaging better than 3.0 apg
- Leads the Vols with 36 made 3-pointers; knocked down two in the final 50 seconds vs. Georgia (2/11)
- Is 38-of-42 (.905) from the free-throw line in the final four minutes of regulation this season
- Hit seven threes en route to a season-high 24 points against Presbyterian (12/6)



2

GRANT WILLIAMS

| GP/GS | PPG | RPG | BPG | SPG | FG% | FT% |
|-------|-------|------|-----|-----|-----|------|
| 16-17 | 25/22 | 12.5 | 5.5 | 2.0 | 0.8 | .540 |

Career Highs Pts: 30 Reb: 11 Blk: 6 Stl: 3 Min: 34

Fr. • F • 6-5 • 234 • Charlotte, N.C./Providence Day School

- SEC co-Freshman of the Week has scored 10+ points in nine of his last 10 games, including seven straight
- Matched his season-high with 30 points vs. Georgia (2/11), scoring 18 points in the second half
- Owns 11 games of three or more blocks this season; his 49 total blocks are a Tennessee freshman record
- Team leader in rebounds (5.5 rpg) and blocked shots (2.0 bpg; fourth in the SEC, second among freshmen)



3

ROBERT HUBBS III

| GP/GS | PPG | RPG | APG | FG% | 3FG% | FT% |
|-------|-------|------|-----|-----|------|------|
| 16-17 | 25/25 | 14.3 | 5.0 | 2.0 | .488 | .136 |

Career Highs Pts: 28 Reb: 10 Asst: 5 Stl: 4 Min: 37

Sr. • G • 6-5 • 207 • Newbern, Tenn./Dyer County HS

- Broke out of a mild scoring slump to score 18 points against Ole Miss (2/8), including 10 in the second half
- Team's leading scorer (14.3 ppg); Huge performance in the win vs. #4 Kentucky: 25 points, seven rebounds
- Among the SEC leaders in field-goal percentage (4th, .488)
- Only 34 points shy of becoming the 48th Vol with 1,000 career points



5

ADMIRAL SCHOFIELD

| GP/GS | PPG | RPG | BPG | FG% | 3FG% | FT% |
|-------|------|-----|-----|-----|------|------|
| 16-17 | 21/1 | 7.3 | 3.9 | 0.2 | .482 | .448 |

Career Highs Pts: 22 Reb: 10 Blk: 2 Stl: 1 Min: 35

So. • F • 6-5 • 238 • Zion, Ill./Zion-Benton Township HS

- Has made at least one 3-pointer in six of his last seven; shooting 8-for-13 (.615) from deep in that span
- Averaging 10.3 ppg in SEC play; averaged 3.3 ppg in Tennessee's 13 non-conference games
- Finished with a team-high 18 points and made three 3-pointers in the Vols' win at Auburn (1/31)
- Notched his first career double-double at No. 24 Florida (1/7) with 18 points and a career-best 10 rebounds



10

JOHN FULKERSON

| GP/GS | PPG | RPG | APG | BPG | FG% | FT% |
|-------|------|-----|-----|-----|-----|------|
| 16-17 | 10/6 | 4.7 | 4.6 | 1.0 | 0.9 | .567 |

Career Highs Pts: 12 Reb: 10 Asst: 2 Blks: 5 Min: 37

Fr. • F • 6-7 • 203 • Kingsport, Tenn./The Christ School (N.C.)

- Left the Lipscomb game (12/15) with a dislocated right elbow; timetable for return was set at six weeks
- First career double-double vs. #13 Oregon: 12 points, 10 rebounds, five blocks and two steals
- His double-double was the first for a Vols' freshman since current Denver Nuggett Jarnell Stokes in 2012
- Blocked 113 shots as a senior at The Christ School, breaking Marshall Plumlee's single-season school record



11

KYLE ALEXANDER

| GP/GS | PPG | RPG | SPG | BPG | FG% | FT% |
|-------|-------|-----|-----|-----|-----|------|
| 16-17 | 25/18 | 3.7 | 4.1 | 0.2 | 1.1 | .500 |

Career Highs Pts: 57/29 2.5 3.6 0.2 1.0 .477 .551

Career Highs Pts: 13 Reb: 11 Stl: 2 Blk: 6 Min: 31

So. • F • 6-10 • 218 • Milton, Ontario/Orangeville Prep

- Team leader in rebounds over the last three games, averaging 6.0 rpg in that span
- Matched his season-high with nine rebounds (six offensive) against Georgia (2/11); also scored six points
- Surpassed his freshman total of 53 points after just 15 games this season
- Tied UT's single-game record with six blocked shots at TCU last season



12

KWE PARKER

| GP/GS | PPG | APG | SPG | FG% | 3FG% | FT% |
|-------|------|-----|-----|-----|------|------|
| 16-17 | 20/0 | 1.1 | 1.0 | 0.3 | .333 | .182 |

Career Highs Pts: 4 Reb: 3 Asst: 4 Stl: 2 Min: 18

First Name Pronounced: KWAY

Fr. • G • 6-0 • 181 • Fayetteville, N.C./Wesleyan Christian Academy

- Did not play vs. Georgia (2/11); averaging 8.3 mpg this season
- Scored his first basket in seven games at Auburn (1/31)
- Season-best 18 minutes at ETSU (12/22), posting a team-high four assists and scoring five points
- Boasts a 45-inch vertical leap that has made him a dunking sensation online



21

LEW EVANS

| GP/GS | PPG | RPG | APG | FG% | 3FG% | FT% |
|-------|------|-----|-----|-----|------|------|
| 16-17 | 25/1 | 3.6 | 2.9 | 1.0 | .364 | .300 |

Career Highs Pts: 89/39 5.9 4.3 0.8 .376 .298 .670

Career Highs Pts: 22 Reb: 14 Asst: 3 Stl: 2 Min: 39

RS-Sr. • F • 6-7 • 235 • Salt Lake City, Utah/Utah State

- Team leader in plus-minus rating per 40 minutes at +11.69
- Played just eight minutes vs. Georgia (2/11), finishing with two points and a rebound
- Provided quality minutes off the bench vs. #4 Kentucky (1/24): eight points, four rebounds, three assists
- Serves as an extension of the coaching staff thanks to his thorough understanding of the offense



23

JORDAN BOWDEN

| GP/GS | PPG | APG | SPG | FG% | 3FG% | FT% |
|-------|-------|-----|-----|-----|------|------|
| 16-17 | 25/24 | 8.7 | 1.2 | 1.0 | .383 | .323 |

Career Highs Pts: 21 Reb: 7 Asst: 3 Stl: 3 Min: 36

Fr. • G • 6-3 • 180 • Knoxville, Tenn./22 Feet Academy (S.C.)

- Has played 30-plus minutes in each of the last five games, averaging 31.2 mpg over that span
- Scored 14 points vs. Ole Miss (2/8) and hit the dagger 3-pointer with 54 seconds left, putting UT up five
- Finished with 15 points at Auburn (1/31), scoring in double figures for the fourth time in five games
- Disciplined on-ball defender leads the team in steals with 25 (1.0 spg)



24

LUCAS CAMPBELL

| GP/GS | PPG | RPG | APG | FG% | 3FG% | FT% |
|-------|-----|-----|-----|-----|------|-----|
| 16-17 | 1/0 | 0.0 | 0.2 | 0.0 | - | - |

Career Highs Pts: 5/0 0.6 0.2 0.0 .333 .500 -

Career Highs Pts: 3 Reb: 1 Asst: - Stl: - Min: 4

So. • G • 6-2 • 178 • Knoxville, Tenn./Christian Academy of Knoxville

- Made his regular season debut against Presbyterian (12/6), logging three minutes of action
- Saw action in four games last season as a true freshman
- Knocked down a 3-pointer late in Tennessee's SEC Tournament win over Auburn last season
- Was a member of the UT track & field team (jumps) before joining the basketball team last October



25

SHEMBARI PHILLIPS

| GP/GS | PPG | APG | SPG | FG% | 3FG% | FT% |
|-------|-------|-----|-----|-----|------|------|
| 16-17 | 25/10 | 5.7 | 1.8 | 0.6 | .429 | .500 |

Career Highs Pts: 58/21 5.5 1.3 0.4 .416 .412 .769

Career Highs Pts: 23 Reb: 7 Asst: 7 Stl: 2 Min: 38

So. • G • 6-3 • 192 • Atlanta, Ga./Wheeler HS

- Three points and four assists in 21 minutes vs. Georgia (2/11); his most minutes since Jan. 3 vs. Arkansas
- Riding a streak of more than 68 minutes played without a turnover, spanning six games (68:17)
- Tallied 14 points (4-of-5 FG) and grabbed five rebounds in UT's win over Georgia Tech (12/3)
- Knocked down three 3-pointers en route to a season-high 16 points against #16 Wisconsin (11/21)



32

BRAD WOODSON

| GP/GS | PPG | RPG | APG | FG% | 3FG% | FT% |
|-------|-----|-----|-----|-----|------|------|
| 16-17 | 1/0 | 5.0 | 0.0 | 0.0 | .333 | .500 |

Career Highs Pts: 11/0 1.1 0.7 0.3 .176 .182 1.000

Career Highs Pts: 5 Reb: 3 Asst: 1 Stl: 1 Min: 18

So. • G • 6-0 • 178 • Murfreesboro, Tenn./Riverdale HS

- Made the most of his four minutes vs. Presbyterian (12/6), scoring five points
- Was named to the 2015-16 First-Year SEC Academic Honor Roll
- Was a 1,000-point scorer at Riverdale High School, where his father, Kevin, was the varsity head coach
- Had perfect attendance from kindergarten through high school