



KENTUCKY®

2016-17 MEN'S BASKETBALL



Saturday, Feb. 25 - 2 p.m. ET
Rupp Arena (23,000) | Lexington, Ky.

Stat Breakdown

88.2	Points Per Game	79.6
72.8	Opp. Points Per Game	65.9
48.2	Field-Goal Pct.	45.4
42.8	Opp. Field-Goal Pct.	40.7
40.6	Rebounds Per Game	37.5
35.4	3-point FG Pct.	36.5
30.7	Opp. 3-point FG Pct.	30.0
69.4	Free-Throw Pct.	73.0
16.4	Assists Per Game	13.0
6.3	Steals Per Game	7.9
5.6	Blocks Per Game	5.0

Series Breakdown

Overall (UK leads)	99-38
in Lexington (UK leads)	50-9
Calipari vs. Florida	14-6
White vs. UK	1-2
Current UK streak	Lost 1



Florida Gators

23-5 Overall 13-2 SEC 13/12 AP/USA

Head Coach: Mike White
Overall Record: 145-60 (sixth season)
Record at UF: 44-20 (second season)

Points: KeVaugh Allen (13.6 ppg)
Rebounds: John Egbunu (6.6 rpg)
Assists: Kasey Hill (4.9 apg)
Blocks: Kevarrus Hayes (1.6 bpg)
Steals: Kasey Hill (1.8 spg)

Kentucky Wildcats

23-5 Overall 13-2 SEC 11/10 AP/USA

Head Coach: John Calipari
Overall Record: 643-190 (25th season)
Record at UK: 240-52 (eighth season)

Points: Malik Monk (21.1 ppg)
Rebounds: Bam Adebayo (7.4 rpg)
Assists: De'Aaron Fox (5.3 apg)
Blocks: Bam Adebayo (1.6 bpg)
Steals: De'Aaron Fox (1.5 spg)

Kentucky's Projected Starters (based on last game)



3	Bam Adebayo	Fr. Forward
MPG	28.3	
PPG	13.0	
RPG	7.4	
SPG	0.7	
BPG	1.6	



13	Isaiah Briscoe	So. Guard
MPG	30.6	
PPG	13.5	
RPG	5.4	
APG	4.3	
SPG	0.8	



0	De'Aaron Fox	Fr. Guard
MPG	29.5	
PPG	15.5	
RPG	4.2	
APG	5.3	
SPG	1.5	



32	Wenyen Gabriel	Fr. Forward
MPG	20.4	
PPG	5.9	
RPG	5.7	
APG	0.9	
BPG	1.1	



5	Malik Monk	Fr. Guard
MPG	32.1	
PPG	21.1	
RPG	2.3	
APG	2.3	
SPG	1.2	

UK Reserves

No.	Name	Position	Class	PPG	RPG	APG	MPG	SPG	BPG
20	Brad Calipari	Guard	Freshman	0.6	0.2	0.1	3.1	0.0	0.1
10	Jonny David	Guard	Sophomore	0.7	0.0	0.0	1.6	0.0	0.0
4	Hamidou Diallo	Guard	Freshman	-	-	-	-	-	-
25	Dominique Hawkins	Guard	Senior	3.7	1.6	1.9	17.6	0.6	0.0
15	Isaac Humphries	Forward	Sophomore	3.1	3.3	0.3	9.0	0.2	0.6
1	Sacha Killeya-Jones	Forward	Freshman	2.7	2.1	0.1	6.4	0.1	0.7
11	Mychal Mulder	Guard	Senior	5.9	1.9	0.3	11.3	0.3	0.2
30	Dillon Pulliam	Guard	RS-Sophomore	0.0	0.2	0.2	1.3	0.0	0.0
35	Derek Willis	Forward	Senior	7.1	4.7	0.8	20.2	0.7	0.8
14	Tai Wynyard	Forward	RS-Freshman	0.7	0.9	0.1	3.6	0.1	0.2

Storylines

- UK, and Florida are in a tie for first place in the SEC with three games left to play for each team
- Bam Adebayo had 22 points and a career-high 15 rebounds in the win at Missouri. He's the first Wildcat to have a 20-15 game since Julius Randle on Nov. 8, 2013
- Isaiah Briscoe, Malik Monk and De'Aaron Fox make up the nation's third-leading guard trio in the country at 50.3 points per game. Monk and Fox at 36.7 points per game are the highest-scoring freshman tandem in the country
- Kentucky made a season-high 82.1 percent (23 of 28) shots at the foul line to close out Georgia on Feb. 18. UK made 17 free throws in a row during the final 6:17 of the game, including nine straight in the final minute, before an inconsequential miss with five seconds left. For the season, UK has knocked down 56-75 (.747) of its free throws with five minutes to go in a single-digit game
- The Wildcats have two triple-doubles this season after entering this season with just one in school history. De'Aaron Fox posted one vs. Arizona State and Isaiah Briscoe followed with one at Ole Miss
- Kentucky is 142-5 when holding an opponent to 63 points or less under John Calipari
- Monk is averaging 21.1 points per game. No Calipari-coached player has ever averaged more than 21.1 points for an entire season
- Kentucky is 208-4 under Calipari when holding at least a 10-point lead at some point in the game
- UK is 47-21 under Calipari when playing a ranked opponent
- Kentucky leads the all-time series with Florida 99-38, including a 50-9 mark when the game is played in Lexington
- UK's loss to Florida on Feb. 4 (22) is its only defeat by double figures this season

Schedule

OVERALL: 23-5 | SEC: 13-2

Home: 13-2 | Away: 6-3 | Neutral: 4-0

Date	UK Rk.	O.Rk.	Opponent	TV	Time/Result
Exhibition Games					
O. 30	-/4	-/-	CLARION	SEC	W, 108-51
N. 6	2/4	-/-	ASBURY	SEC	W, 156-63
N. 11	2/4	-/-	STEPHEN F. AUSTIN	SEC	W, 87-64
N. 13	2/4	-/-	¹ CANISIUS	ESPN2	W, 93-69
N. 15	2/2	13/13	² vs. Michigan St.	ESPN	W, 69-48
N. 20	2/2	-/-	¹ DUQUESNE	ESPNU	W, 93-59
N. 23	1/1	-/-	¹ CLEVELAND ST.	SEC	W, 101-70
N. 25	1/1	-/-	¹ UT MARTIN	SEC	W, 111-76
N. 28	1/1	-/-	³ Arizona State	ESPN2	W, 115-69
D. 3	1/1	11/9	UCLA	CBS	L, 97-92
D. 7	6/7	RV/RV	VALPARAISO	SEC	W, 87-63
D. 11	6/7	-/-	⁴ vs. Hofstra	ESPN	W, 96-73
D. 17	6/7	7/6	⁵ vs. North Carolina	CBS	W, 103-100
D. 21	6/5	10/11	at Louisville	ESPN	L, 73-70
D. 29	8/8	-/-	*at Ole Miss	ESPN2	W, 99-76
J. 3	6/6	-/-	*TEXAS A&M	ESPN	W, 100-58
J. 7	6/6	-/-	*ARKANSAS	SEC	W, 97-71
J. 10	6/6	-/-	*at Vanderbilt	ESPN	W, 87-81
J. 14	6/6	-/-	*AUBURN	ESPN	W, 92-72
J. 17	5/5	-/-	*at Miss. State	ESPN	W, 88-81
J. 21	5/5	24/24	*S. CAROLINA	ESPN	W, 85-69
J. 24	4/4	-/-	*at Tennessee	ESPN	L, 82-80
J. 28	4/4	2/1	⁶ KANSAS	ESPN	L, 79-73
J. 31	8/6	-/-	*GEORGIA	ESPN	W, 90-81 (OT)
F. 4	8/6	24/23	*at Florida	ESPN	L, 88-66
F. 7	15/12	-/-	*LSU	ESPN	W, 92-85
F. 11	15/12	-/-	*at Alabama	CBS	W, 67-58
F. 14	13/11	-/-	*TENNESSEE	ESPN	W, 83-58
F. 18	13/11	-/-	*at Georgia	ESPN	W, 82-77
F. 21	11/10	-/-	*at Missouri	SEC	W, 72-62
F. 25	11/10	13/12	*FLORIDA	CBS	2 p.m.
F. 28	-/-	-/-	*VANDERBILT	ESPN	9 p.m.
M. 4	-/-	-/-	*at Texas A&M	CBS	Noon

SEC Tournament (Nashville, Tenn. | Bridgestone Arena)

M. 8-12	TBD	SEC/ESPN	TBD
---------	-----	----------	-----

All times Eastern *SEC conference game HOME GAMES IN CAPS
¹Bluegrass Showcase (Rupp Arena); ²Champions Classic (Madison Square Garden, New York);
³Atlantis Showcase (Imperial Arena, Paradise Island, Bahamas); ⁴Barclays Center (Brooklyn, N.Y.); ⁵CBS Sports Classic (T-Mobile Arena, Las Vegas); ⁶SEC/Big 12 Challenge (Rupp Arena)

Watch | Listen | Stats

TV - CBS
 PXP - Brad Nessler
 Analyst - Jim Spanarkel

Radio - UK Radio Network
 PXP - Tom Leach
 Analyst - Mike Pratt
 Sirius - 137 | XM - 191

Live stats - UKathletics.com
 Social media - @KentuckyMBB

Hashtag: #UFvsUK

Numbers to Know

- 2,228 - National all-time wins leader
- 28 - Games Malik Monk has been in double figures
- 23 - Consecutive 20-win seasons for John Calipari
- 15 - Bam Adebayo's career-high rebounds at Missouri





0 Guard
De'Aaron Fox
6-3 | 187 | Freshman
Houston
Cypress Lakes



1 Forward
Sacha Killeya-Jones
6-10 | 230 | Freshman
Chapel Hill, N.C.
Virginia Episcopal




3 Forward
Bam Adebayo
6-10 | 260 | Freshman
Little Washington, N.C.
High Point Christian Acad.




4 Guard
Hamidou Diallo
6-5 | 190 | Freshman
Queens, N.Y.
Putnam Science Acad.



5 Guard
Malik Monk
6-3 | 200 | Freshman
Lepanto, Ark.
Bentonville



10 Guard
Jonny David
6-2 | 183 | Sophomore
Pittsburgh
Mt. Lebanon




11 Guard
Mychal Mulder
6-4 | 185 | Senior
Windsor, Ontario
Vincennes University



13 Guard
Isaiah Briscoe
6-3 | 210 | Sophomore
Newark, N.J.
Roselle Catholic



14 Forward
Tai Wynyard
6-10 | 254 | R-Freshman
Auckland, New Zealand
Rangitoto College



15 Forward
Isaac Humphries
7-0 | 255 | Sophomore
Sydney, Australia
La Lumiere School



20 Guard
Brad Calipari
6-0 | 178 | Freshman
Franklin Lakes, N.J.
MacDuffie School



25 Guard
Dominique Hawkins
6-0 | 191 | Senior
Richmond, Ky.
Madison Central



30 Guard
Dillon Pulliam
6-3 | 195 | R-Sophomore
Cynthiana, Ky.
Transylvania Univ.



32 Forward
Wenyen Gabriel
6-9 | 213 | Freshman
Manchester, N.H.
Wilbraham & Monson Acad.



35 Forward
Derek Willis
6-9 | 228 | Senior
Mt. Washington, Ky.
Bullitt East



Head Coach
John Calipari



Associate Coach
Kenny Payne



Assistant Coach
Tony Barbee



Assistant Coach
Joel Justus



Special Assistant
John Robic

2016-17 Kentucky Men's Basketball Roster

No.	Name	Position	Height	Weight	Class	Hometown	Previous School	Major	Twitter	Instagram
0	De'Aaron Fox	Guard	6-3	187	FR	Houston	Cypress Lakes	Undergrad Studies	@Swipathefox	@swipathefox
1	Sacha Killeya-Jones	Forward	6-10	230	FR	Chapel Hill, N.C.	Virginia Episcopal	Communication	@The_SKJ	@the_skj
3	Bam Adebayo	Forward	6-10	260	FR	Little Washington, N.C.	High Point Christian	Undergrad Studies	@IamBam13_	@bam1of1
4	Hamidou Diallo	Guard	6-5	190	FR	Queens, N.Y.	Putnam Science	Undergrad Studies	@Diallo1Hamidou	@otn_hami
5	Malik Monk	Guard	6-3	200	FR	Lepanto, Ark.	Bentonville	Undergrad Studies	@AhmadMonk	@ahmad_monk
10	Jonny David	Guard	6-2	183	SO	Pittsburgh	Mt. Lebanon	Kinesiology	@jdavid010	@jdavid010
11	Mychal Mulder	Guard	6-4	185	SR	Windsor, Ontario	Vincennes Univ.	Communication	@MychalMulder	@mikemulder11
13	Isaiah Briscoe	Guard	6-3	210	SO	Newark, N.J.	Roselle Catholic	Undergrad Studies	@ZayBriscoe	@zaaay_
14	Tai Wynyard	Forward	6-10	254	R-FR	Auckland, New Zealand	Rangitoto College	Undergrad Studies	@WynyardTai	@taiwynyard
15	Isaac Humphries	Forward	7-0	255	SO	Sydney, Australia	La Lumiere School	Communication	@IsaacHumphries7	@isaachumphries7
20	Brad Calipari	Guard	6-0	178	FR	Franklin Lakes, N.J.	MacDuffie School	Marketing	@bradcalipari	@bradcalipari
25	Dominique Hawkins	Guard	6-0	191	SR	Richmond, Ky.	Madison Central	Communication	@DHawk_25	@dhawk_25
30	Dillon Pulliam	Guard	6-3	195	R-SO	Cynthiana, Ky.	Transylvania Univ.	Computer Engineering	@DPull32	@dpull32
32	Wenyen Gabriel	Forward	6-9	213	FR	Manchester, N.H.	Wilbraham & Monson	Undergrad Studies	@WenyenGabriel	@rcg_upman
35	Derek Willis	Forward	6-9	228	SR	Mt. Washington, Ky.	Bullitt East	Communication	@derek_willis33	@dxw_33

Head Coach: John Calipari (Clarion, 1982)

Associate Head Coach: Kenny Payne (Louisville, 2003)

Assistant Coaches: Tony Barbee (UMass, 1993)
Joel Justus (UNC Wilmington, 2004)

Special Asst. to the Head Coach: John Robic (Denison, 1986)

Associate AD/Basketball Operations: Chris Woolard (UCLA, 1997)

Strength Coach: Robert Harris (Kentucky State, 2009)

Athletic Trainer: Chris Simmons (Memphis, 2002)

Pronunciation Guide

Bam ADEBAYO	(ah-duh-BUY-o)
Brad/John CALIPARI	(cal-a-PEAR-ee)
HAMIDOU DIALLO	(ha-MUH-do) (DEE-ah-lo)
DOMINIQUE Hawkins	(dom-UH-neek)
WENYEN Gabriel	(when-yen)
SACHA KILLEA-Jones	(sah-SHA) (kuh-LEE-uh)
MALIK Monk	(muh-LEAK)
MYCHAL Mulder	like michael
Dillon PULLIAM	(pull-E-um)
TAI WYNARD	(tie) (win-YARD)

UK MBB Media Relations



Eric Lindsey
Coach Cal interviews
Primary contact



Deb Moore
Player interviews
Secondary contact



Jake Most



Stephanie Guy

859-257-3838

University Quick Facts

President: Dr. Eli Capilouto

Faculty Rep: Joseph L. Fink III

Athletics Director: Mitch Barnhart

Deputy AD: DeWayne Peevy

Enrollment: 30,000

Founded: 1865

Home Arena: Rupp Arena

Capacity: 23,000

Rupp Arena Record: 559-66 (.894)

All-time Record: 2,228-687-1 (.764)

Website: UKathletics.com





The Polls

Associated Press Top 25
Feb. 20

- Gonzaga (59)
- Villanova (5)
- Kansas (1)
- Arizona
- UCLA
- Oregon
- Louisville
- North Carolina
- Baylor
- Duke
- Kentucky**
- West Virginia
- Florida
- Purdue
- Cincinnati
- Wisconsin
- SMU
- Virginia
- Florida State
- Saint Mary's
- Notre Dame
- Butler
- Creighton
- Maryland
- Wichita State

Receiving Votes: VCU, Northwestern, Iowa State, South Carolina, Southern Cal, Dayton, Middle Tennessee, Oklahoma State, Minnesota, Monmouth, Miami, Virginia Tech, Vermont, Michigan

USA Today Coaches Poll
Feb. 20

- Gonzaga (29)
- Villanova (3)
- Kansas
- Arizona
- UCLA
- Louisville
- Oregon
- North Carolina
- Baylor
- Kentucky**
- Duke
- Florida
- West Virginia
- Purdue
- Wisconsin
- Cincinnati
- Notre Dame
- Saint Mary's
- Virginia
- Florida State
- SMU
- Butler
- Creighton
- Maryland
- Wichita State

Receiving Votes: South Carolina, Southern Cal, Northwestern, Iowa State, Miami, Xavier, Middle Tennessee, Dayton, California, Kansas State, VCU

Kentucky Week by Week

Contest	Time	TV Network
Preseason	2/4	
Nov. 14	2/2	
Nov. 21	1/1	
Nov. 28	1/1	
Dec. 5	6/7	
Dec. 12	6/7	
Dec. 19	6/5	
Dec. 26	8/8	
Jan. 2	6/6	
Jan. 9	6/6	
Jan. 16	5/5	
Jan. 23	4/4	
Jan. 30	8/6	
Feb. 6	15/12	
Feb. 13	13/11	
Feb. 20	11/10	
Feb. 27	-/-	
March 6	-/-	
March 13	-/-	
Final	-/-	

Upcoming in the SEC

Feb. 25 - March 4

Contest	Time	TV Network
Saturday, Feb. 25		
Alabama at Texas A&M	TBD	
Tennessee at South Carolina	1 p.m.	ESPN
Florida at Kentucky	2 p.m.	CBS
Missouri at Ole Miss	3:30 p.m.	SEC Network
Mississippi State at Vanderbilt	4 p.m.	ESPNU
LSU at Georgia	6 p.m.	SEC Network
Arkansas at Auburn	8:30 p.m.	SEC Network
Tuesday, Feb. 28		
Mississippi State at South Carolina	7 p.m.	ESPNU
Texas A&M at Missouri	7 p.m.	SEC Network
Vanderbilt at Kentucky	9 p.m.	ESPN
Wednesday, March 1		
Auburn at Georgia	6:30 p.m.	SEC Network
Arkansas at Florida	7 p.m.	ESPN2
Tennessee at LSU	7 p.m.	SEC Network+
Ole Miss at Alabama	8:30 p.m.	SEC Network
Saturday, March 4		
Kentucky vs. Texas A&M	Noon	CBS
Alabama at Tennessee	1 p.m.	SEC Network
Georgia at Arkansas	2 p.m.	
Florida at Vanderbilt	2 p.m.	
Missouri at Auburn	3:30 p.m.	SEC Network
LSU at Mississippi State	6 p.m.	SEC Network
South Carolina at Ole Miss	8:30 p.m.	SEC Network

All times Eastern

SEC Standings through Feb. 22, 2017

Team	SEC Record	Overall Record	Games Back
Kentucky	13-2 (.867)	23-5 (.821)	0.0
Florida	13-2 (.867)	23-5 (.821)	0.0
Arkansas	10-5 (.667)	21-7 (.750)	3.0
South Carolina	10-5 (.667)	20-8 (.714)	3.0
Alabama	9-5 (.643)	16-10 (.615)	3.5
Ole Miss	8-7 (.533)	17-11 (.607)	5.0
Vanderbilt	8-7 (.533)	15-13 (.536)	5.0
Tennessee	7-8 (.467)	15-13 (.536)	6.0
Georgia	6-8 (.429)	15-12 (.556)	6.5
Texas A&M	6-9 (.400)	14-13 (.519)	7.0
Auburn	6-9 (.400)	17-11 (.607)	7.0
Mississippi State	5-10 (.333)	14-13 (.519)	8.0
Missouri	2-13 (.133)	7-20 (.259)	11.0
LSU	1-14 (.067)	9-18 (.333)	12.0

Kentucky in the Rankings through Feb. 21, 2017

Team Rankings

Category	Stat	SEC [NCAA]
Scoring	88.2	1st [4th]
Scoring Defense	72.8	9th [196th]
Scoring Margin	+15.4	1st [7th]
Free-Throw Pct.	.694	8th [192nd]
Field-Goal Pct.	.482	1st [28th]
Field-Goal Pct. Def.	.428	10th [130th]
3-Point FG Pct.	.354	5th [161st]
3-Point FG Pct. Def.	.307	3rd [20th]
Rebounding Off.	40.6	1st [12th]
Rebounding Def.	35.1	6th
Rebounding Margin	+5.5	3rd [37th]
Blocks Per Game	5.6	2nd [12th]
Assists Per Game	16.4	2nd [31st]
Steals Per Game	6.3	9th [163rd]
Turnover Margin	+3.1	3rd [25th]
Assist/TO Ratio	1.4	1st [28th]
Off. Rebs. Per Game	13.1	1st [24th]
Def. Rebs. Per Game	27.53	2nd [32nd]
Def. Rebound Pct.	.726	2nd
Off. Rebound Pct.	.346	3rd
3-Point FG Per Game	7.3	6th [180th]

Individual Rankings

Category/Player	Stat	SEC [NCAA]
Assist-TO Ratio/Fox	2.3	3rd [58th]
Assist-TO Ratio/Briscoe	1.5	10th [248th]
Assists Per Game/Fox	5.3	1st [38th]
Assists Per Game/Briscoe	4.3	6th [126th]
Blocks Per Game/Adebayo	1.6	6th [63rd]
Def. Rebs. PG/Adebayo	4.4	7th
Double-Doubles/Adebayo	4	T8th [200th]
Double-Doubles/Briscoe	4	T8th [200th]
Double-Doubles/Fox	4	T8th [200th]
Field-Goal Pct./Monk	.472	6th [182nd]
Field-Goal Pct./Fox	.459	9th [217th]
Minutes Per Game/Monk	32.1	8th
Minutes Per Game/Briscoe	30.6	13th
Minutes Per Game/Fox	29.5	16th
Off. Rebs. PG/Adebayo	3.0	3rd [50th]
Points Per Game/Monk	21.1	2nd [19th]
Points Per Game/Fox	15.5	8th [247th]
Points Per Game/Briscoe	13.5	20th
Rebs. Per Game/Adebayo	7.4	4th [144th]
Rebs. Per Game/Gabriel	5.7	18th
Steals Per Game/Fox	1.5	9th [151st]
3-Point FG Made PG/Monk	3.0	1st [28th]
3-Point FG Pct./Monk	.409	2nd [43rd]

Media Information

CREDENTIAL REQUESTS

Requests for single-game credentials should be made as far in advance as possible and no later than five days prior to game day online at sportssystem.com/Kentucky.

CREDENTIAL CRITERIA

The University of Kentucky's decision to issue credentials to a media outlet for the purposes of covering a UK basketball home or away event is determined by a variety of factors. They include the following:

- Amount of coverage given to Kentucky throughout the season
- Intention/ability to cover all 22 sports at Kentucky
- Distribution/size of publication: free, subscription, sale on newsstands, website traffic, etc.
- Radio or TV station program format and size of audience
- Length of existence of the publication, amount of original copy generated, number of full-time employees of the publication and the journalistic experience of the reporter(s)
- Attendance at Kentucky media sessions, including Olympic sport opportunities
- Space availability
- Professionalism, which includes but is not limited to conduct at games, press conferences, practices, on social media, etc.

The University of Kentucky has the right to revoke credentials under its own discretion.

INTERVIEW POLICIES-GENERAL

All interviews with University of Kentucky basketball players or staff members must be arranged through the Media Relations office. Media should never contact a player or coach directly.

The Wildcat Coal Lodge, dormitories, team locker rooms and other team quarters are private team areas. Media members are not permitted in these areas unless accompanied by appropriate university personnel.

PRACTICE/PRESS CONFERENCES

Other than announced exceptions, UK basketball practices are closed to the media. UK will accept requests to attend practice. All requests must be made by 10 a.m. on the day of the practice. In cases in which practices are open to the media, no cell phones are allowed in the practice facility.

Player interviews are conducted prior to practices the day before a game and will be available to all UK media in the Joe Craft Center lower-level lobby. UK will accept requests for player interviews, but they must be submitted 24 hours prior to the scheduled availability.

Coach John Calipari or an assistant coach will meet with members of the media immediately following player interviews in the lower level lobby of the Joe Craft Center.

Gameday shoot-arounds are closed to the media.

TELEPHONE PLAYER INTERVIEWS

Telephone interviews are available to the media on a call-back basis. Individual player and coach telephone numbers will not be given to members of the media.

Players are instructed not to conduct interviews when contacted directly by telephone. The UK Media Relations Office will arrange for telephone interviews at a time most convenient for the student-athlete.

Other special requests are handled on a case-by-case basis.

POSTGAME INTERVIEWS

Following each game, there is a 20-minute cooling-off period, during which time the players shower and dress. Approximately 10 minutes after the game ends, Coach Calipari conducts his postgame press conference while a player is taken to the UK Sports Network.

Following Coach Calipari's press conference and the cooling-off period, selected UK players are brought to the media interview room.



Honoring the Cats

Bam Adebayo

- Wooden Award Preseason Watch List
- Naismith Trophy Preseason Watch List
- CBSSports.com Preseason All-America Second Team
- College Basketball Talk Preseason All-America Third Team
- Kareem Abdul-Jabbar Award Preseason Watch List
- Preseason All-SEC First Team (AP/Coaches)

Isaiah Briscoe

- SEC Player of the Week (Jan. 2, 2017)
- Lute Olson Award Preseason Watch List
- Preseason All-SEC Second Team (AP/Coaches)

De'Aaron Fox

- Wooden Award Late Season List
- Naismith Trophy Midseason Watch List
- Bob Cousy Award Final 10
- Oscar Robertson Trophy Midseason Watch List
- Wayman Tisdale Award Midseason Watch List
- Wooden Award Midseason 25
- SEC Freshman of the Week (Jan. 9, 2017)
- SEC Freshman of the Week (Dec. 19, 2016)
- SEC Freshman of the Week (Dec. 5, 2016)
- SEC Freshman of the Week (Nov. 14, 2016)
- Wooden Award Preseason Watch List
- Naismith Trophy Preseason Watch List
- Sporting News Preseason All-America Second Team
- Bob Cousy Award Preseason Watch List
- Preseason All-SEC First Team (AP/Coaches)

Malik Monk

- Wooden Award Late Season List
- Naismith Trophy Midseason Watch List
- Jerry West Award Final 10
- Oscar Robertson Trophy Midseason Watch List
- Wayman Tisdale Award Midseason Watch List
- SEC Freshman of the Week (Jan. 16, 2017)
- Wooden Award Midseason 25
- SEC Freshman of the Week (Jan. 2, 2017)
- USBWA Oscar Robertson National Player of the Week (Dec. 20, 2016)
- USBWA Wayman Tisdale National Freshman of the Week (Dec. 20, 2016)
- SEC Player of the Week (Dec. 19, 2016)
- SEC Freshman of the Week (Nov. 21, 2016)
- Wooden Award Preseason Watch List
- Naismith Trophy Preseason Watch List
- CBSSports.com Preseason All-America Third Team
- Jerry West Award Preseason Watch List
- Preseason All-SEC Second Team (AP/Coaches)

Adebayo Powers Cats Past Missouri in Another Gritty Road Win

Bam Adebayo's fourth double-double of the season powered No. 11 Kentucky past Missouri on Tuesday, 72-62. The freshman scored 22 points and grabbed a career-high 15 rebounds in one of the best performances of the season for UK's big man.

Neither team led by more than two possessions in a low-scoring first half. Missouri took a 28-24 lead with 4:27 remaining in the half following a 7-0 run. John Calipari called a time out after a layup by Jordan Barnett capped the Tigers' run, and the Wildcats held a 31-30 half-time lead despite shooting 1 for 8 from the field to close the half.

Kentucky (23-5, 13-2) dominated the glass in the second half, outrebounding the Tigers 26-12, led by Adebayo, who had 10 second-half rebounds.

Missouri was in foul trouble all game as its frontcourt struggled with Kentucky's size and athleticism. The Wildcats made 19 of 28 free throws, while Missouri converted on 14 of 23 attempts. Missouri forwards Reed Nikko and Russell Woods had both fouled out with 4:30 remaining, forcing the Tigers to go small. Woods and Nikko were limited to 24 combined minutes due to foul trouble.

De'Aaron Fox scored 13 points and Malik Monk added 11 despite shooting 4 for 12 from the field.

The game was tied at 52 with 7:45 remaining, before the Cats would score the next eight points -- two buckets by Adebayo and a 3-point-er from Wenyen Gabriel to help pull away. Missouri would get no closer than five the rest of the way.

The Wildcats remain tied with No. 13 Florida for first place in the SEC. Kentucky improves to 6-2 on the road, tying the Gators for the most conference road victories.

Additional notes:

- Kentucky leads the series 10-0, including all three matchups in Columbia, Missouri
- UK shot 46.2 percent from the field. UK is 23-1 this season when shooting at least 42 percent
- Kentucky won the rebounding battle for the fifth straight game, 44-31. UK is 19-3 this season when outrebounding the opponent.
 - o Since losing the battle of the boards in the loss at Florida, UK has had an average rebounding margin better than plus-10 per game during the current five-game win streak
- UK's five-game winning streak is its longest since winning seven in a row from Dec. 29-Jan. 21
- Kentucky's 17 turnovers tied its season high. The other occurrences were the loss to Kansas and the win against South Carolina
- UK's two steals tied its season low (at Vanderbilt)
- UK improved to 142-5 when holding an opponent to 63 points or less under Calipari
- Monk reached double-figure scoring once again. He's been in double digits in all 28 games
- Adebayo is the first player with a 20-15 game for the Cats since Julius Randle had 23 points and 15 rebounds vs. UNC Asheville on Nov. 8, 2013
- Adebayo has pulled down seven or more rebounds in his last six games, and his four double-doubles is tied for the team lead

Down the Stretch They Come

With three games remaining in the regular season for the 2016-17 edition of the Kentucky Wildcats, John Calipari's squad is right in the hunt for its 48th Southeastern Conference regular-season championship. UK is currently tied with Florida for the lead, though the Gators currently own the head-to-head tiebreaker. The teams will meet again on Saturday in Rupp Arena.

The race is neck-and-neck as we enter the final two weeks of the season with five teams within four games of one another for the league crown. Here is how Kentucky has fared in similar situations over the last 30 seasons:

- 2015-16: Kentucky finished in a tie with Texas A&M and shared the crown. UK went 3-2 over its last five games
- 2012-13: Kentucky finished two games back of Florida. UK went 1-2 over the final three games with the win coming over Florida
- 2009-10: Kentucky won the league by two games over Vanderbilt thanks to a 14-2 overall conference record
- 2007-08: UK tied for second, two games behind Tennessee, going 2-1 over the final three games. The one loss? Tennessee
- 2004-05: UK finished first by two games over three teams with a 2-1 record to end the season
- 2003-04: Mississippi State edged Kentucky by one game despite UK going 6-0 to end the conference season
- 2000-01: Kentucky managed to win the tiebreaker over Florida for the league crown despite going 1-2 over the final three
- 1999-00: Kentucky won the tiebreaker for the league title with three other teams; a 3-0 finish aided the cause
- 1997-98: UK held on to a two-game lead over Ole Miss thanks to a 4-0 run to end the year
- 1996-97: Kentucky finished second by two games to South Carolina which included a loss to the Gamecocks in the final game
- 1994-95: UK edged out two teams by two games behind a five-game winning streak to end the season
- 1993-94: Arkansas won the conference by a two-game margin despite a 5-1 push late by the Wildcats
- 1992-93: Vanderbilt edged the Cats by one game despite a 3-0 mark to finish the year for UK
- 1991-92: Arkansas held on for a one-game lead for the title as a loss to Florida hurt the Cats with two games to go
- 1987-88: A 4-0 record to end the season propelled UK to a two-game lead for the league title

MVP Performances by Davis, Murray Highlight NBA All-Star Weekend

With nine players featured at NBA All-Star weekend, including three All-Star selections, the Kentucky men's basketball team's annual presence in the league's showcase of talent was already one of the headlines. The Wildcats did one better though and stole the show.

Anthony Davis broke Walt Chamberlain's All-Star Game scoring record with 52 points to go along with 10 rebounds to win most valuable player honors in front of his home crowd. Just days earlier, Jamal Murray was named the MVP of the BBVA Rising Stars Challenge after scoring a game-high 36 points, including 27 in the second half.

Playing alongside the game's greatest players, Davis won broke Wilt Chamberlain's previous scoring record of 42 points set in 1962 in leading the Western Conference to a 192-182 victory over the Eastern Conference. He's the second Wildcat to win All-Star MVP honors, joining Adrian "Odie" Smith (1966).

Fueled by an astounding 18 dunks, Davis was 26 for 39 from the field. The makes and attempts are also game records.

The record night for Davis also marked a first under UK head coach John Calipari as Davis became the first former player coached by Calipari to win MVP honors at the NBA All-Star Game.

Murray kicked All-Star weekend off with a game-high 36 points en route to winning MVP honors in the BBVA Rising Stars Challenge on Friday. Murray's 36 points were the fourth-most points scored by any player in the game's history.

Murray was 13 of 19 from the field, including going 9 of 14 from behind the arc in just 20 minutes. He also contributed 11 assists, four rebounds and a steal. Murray did most of his damage after halftime, scoring 27 second-half points, in helping the World Team down Team USA 150-134.

Murray was one of four Wildcats to take part in the Rising Stars Challenge. He was joined on the World Team by Trey Lyles. Karl-Anthony Towns and Devin Booker highlighted Team USA. Lyles had seven points, two assists and a rebound. Towns, the 2016 NBA Rookie of the Year, posted 24 points, 11 rebounds and a pair of assists. Booker contributed 17 points and six assists.

Davis' MVP award will find a crowded trophy shelf. Among Davis' most notable awards include winning the 2012 Final Four Most Outstanding Player after leading UK to the national championship, Consensus National Player of the Year, the NABC Defensive Player of the Year and the USBWA National Freshman of the Year. And those were just his college awards.

Davis wasn't the only Wildcat in the NBA All-Star Game. John Wall and DeMarcus Cousins were also selected to Sunday's game as reserves, giving UK more NBA All-Star representatives than any other college program.

Wall, who leads all Eastern Conference guards in assists and steals and has led the Wizards to third place in the Eastern Conference at the All-Star break, posted 12 points to go along with six rebounds, four assists and four steals. Cousins, who was limited in action because of an ongoing trade, scored three points.

It was Davis' fourth appearance in the NBA All-Star Game and his second start. Wall was also making his fourth appearance, while Cousins made his third.

All told, UK had nine players participate in NBA All-Star weekend, more than any other school.

Wildcats Dakari Johnson and Alex Poythress were selected for the NBA D-League All-Star Game on Saturday, though Poythress was a late

2016-17 LEAD-DEFICIT COMPARISON

Opponent	Biggest Lead	Biggest Deficit	Biggest Run*	Changes	Ties	Led	Trailed	Result
SFA	27 (2nd)	1 (1st)	7-0	2	0	39:04	0:30	W, 87-64
CANISIUS	30 (2nd)	7 (1st)	9-0	6	9	27:07	9:42	W, 93-69
vs. Michigan St.	23 (2nd)	3 (1st)	9-0	1	3	34:30	1:41	W, 69-48
DUQUESNE	41 (2nd)	2 (1st)	11-0	1	2	37:27	0:10	W, 93-59
CLEVELAND ST.	41 (2nd)	N/A	12-0	0	0	39:44	0:00	W, 101-70
UT MARTIN	48 (2nd)	3 (1st)	11-0	3	0	36:49	2:01	W, 111-76
vs. Arizona St.	48 (2nd)	1 (1st)	12-0	2	0	39:17	0:23	W, 115-69
UCLA	9 (1st)	14 (2nd)	11-0	2	3	12:59	24:39	L, 97-92
VALPARAISO	34 (2nd)	N/A	21-0	0	2	38:50	0:00	W, 87-63
vs. Hofstra	31 (2nd)	N/A	18-0	0	0	39:33	0:00	W, 96-73
vs. North Carolina	12 (1st)	3 (1st)	7-0	6	6	32:41	3:43	W, 103-100
at Louisville	6 (1st)	7 (1st)	9-0	9	10	12:15	19:38	L, 73-70
at Ole Miss	28 (2nd)	2 (1st)	13-0	1	1	38:23	0:23	W, 99-76
TEXAS A&M	47 (2nd)	3 (1st)	15-0	1	1	38:00	0:41	W, 100-58
ARKANSAS	26 (2nd)	4 (1st)	12-0	6	2	36:20	3:21	W, 97-71
at Vanderbilt	9 (1st)	2 (1st)	9-0	8	7	33:23	3:23	W, 87-81
AUBURN	20 (2nd)	3 (1st)	9-0	9	1	36:54	2:23	W, 92-72
at Mississippi St.	18 (2nd)	N/A	10-0	0	3	38:28	0:00	W, 88-81
SOUTH CAROLINA	23 (2nd)	N/A	9-0	0	0	39:50	0:00	W, 85-69
at Tennessee	6 (1st)	11 (2nd)	6-0	5	6	6:52	29:50	L, 82-80
KANSAS	12 (1st)	10 (2nd)	7-0	4	8	23:38	14:02	L, 79-73
GEORGIA	9 (OT)	14 (2nd)	9-0	3	6	18:56	19:35	W, 90-81 (OT)
at #24/23 Florida	N/A	24 (2nd)	7-0	0	0	0:00	39:32	L, 88-66
LSU	25 (2nd)	N/A	12-0	0	0	39:40	0:00	W, 92-85
at Alabama	18 (2nd)	3 (1st)	10-0	3	2	34:56	0:32	W, 67-58
TENNESSEE	28 (2nd)	5 (1st)	11-0	1	0	36:06	3:40	W, 83-58
at Georgia	6 (2nd)	4 (1st)	8-0	13	15	24:44	11:29	W, 82-77
at Missouri	10 (2nd)	4 (1st)	10-0	3	5	29:10	6:55	W, 72-62
FLORIDA								
VANDERBILT								
at Texas A&M								
BIGGEST/MOST	48	14	21-0	13	15	39:50	29:50	+46
TOTALS	-	-	-	-	-	859:46	198:13	+431

*run tracked by consecutive UK points without allowing an opponent score

scratch because of an injury. Johnson had four points and three boards.

Four of the eight participants -- Booker, Cousins, Davis and Wall -- in the Taco Bell Skills Challenge were Wildcats, though they were unable to defend Towns' 2016 championship.

Senior Trio Adding Consistency to Lineup

UK's senior class of Dominique Hawkins, Mychal Mulder and Derek Willis are all playing significant minutes for the Cats and are producing in a variety of ways. The trio averages a combined 16.6 points, 8.3 rebounds, 3.1 assists, 1.6 steals and 1.0 blocks per game.

Willis is averaging a career-best 4.7 rebounds, Mulder has scored a career-high 129 points, while Hawkins owns a team-best 4.3 assist-to-turnover ratio. The 16.6 points per game from the seniors is the best in the John Calipari era. The 2011-12 team consisting of Darius Miller and Eloy Vargas averaged 11.6 points per game. The 432 points scored on the year is the highest-scoring senior class in the Calipari era.

Having a three-man senior class contributing and all playing at least 11.3 minutes per game under Calipari is a first in his eight-year tenure. As a matter of fact, you have to go all the way back to the 2003-04 season to find another trio of seniors playing more than 10 minutes a game. The 2003-04 class of Cliff Hawkins (30.5), Erik Daniels (30.0), Gerald Fitch (29.8) and Antwain Barbour (17.2) is the last group of seniors who all played at least 10 minutes a game for the Wildcats.

Calipari's Best Freshman Trio Yet?

Among the many things Kentucky has been known for since John Calipari's arrival at Kentucky, the Wildcats have featured the nation's best freshmen.

From John Wall and DeMarcus Cousins, to Brandon Knight and Terrence Jones, Anthony Davis and Michael Kidd-Gilchrist, Nerlens Noel, Karl-Anthony Towns, Devin Booker, Tyler Ulis, and Jamal Murray -- just to name a handful -- UK has seen its fair share of freshman phenoms.

Believe it or not, De'Aaron Fox, Malik Monk and Bam Adebayo may be as impressive of a trio as Calipari has ever coached. They've each had electrifying and jaw-dropping performances, and between the three of them, they lead UK in points, rebounds, assists, blocks and steals.

Combined the trio is averaging 49.6 points, 14.1 rebounds and 8.3 assists per game. For comparison, the 2009-10 freshman trio of Wall, Cousins and Eric Bledsoe -- who likely would be the strongest competition to this year's group -- combined to average 43.1 points, 17.4 rebounds and 10.3 assists per game by the end of the season.

This year's edition of the freshman class isn't just statistically good among past UK greats, they're also some of the elite performers nationally. Monk is second in the country among all freshmen with a 21.1 scoring average and his 3.04 made 3-pointers a game leads all freshmen. Fox is sixth among all freshmen with 5.4 assists per game and seventh with a 2.32 assist-to-turnover ratio. Adebayo is ninth in rebounds (7.4) and in blocks per game (1.64).

Here's a look at where they stand in the UK freshman record books thus far:

Assists	Rebounds	3-Pointers
1. Wall (241)	1. Randle (417)	1. Murray (113)
2. Teague (191)	8. Towns (261)	2. Knight (87)
3. Knight (159)	9. Noel (227)	3. Monk (85)
3. An. Harrison (159)	10. Robey (214)	
5. Fox (144)	11. Adebayo (208)	
Points	Steals	Blocks
1. Murray (720)	1. Rondo (87)	1. Davis (186)
4. Randle (599)	7. Mills (45)	8. Cauley-Stein (60)
5. Jones (595)	T8. Aa. Harrison (43)	9. Labissiere (59)
6. Monk (590)	T8. Jones (43)	10. Orton (51)
17. An. Harrison (434)	10. Fox (41)	11. Adebayo (46)
18. Bledsoe (419)		
19. Fox (418)		
26. Poythress (371)		
27. Adebayo (364)		

The Big Three: UK's Guards Rank Among National Trio Scoring Leaders

Malik Monk, De'Aaron Fox and Isaiah Briscoe have electrified the country with high-profile scoring performances and triple-doubles. They're also the three leading scorers on the nation's fourth-highest scoring team in the country with 88.2 points per game (as of Feb. 21).

If the team is one of the top-scoring units nationally, well obviously, the trio of guards is going to rank among the nation's leaders. UK's guards rank third nationally among top-scoring trios made up of backcourt players.

Additionally, Fox and Monk at 36.7 points per game are the highest-scoring freshman tandem in the country.

Rank	Trio	Team	Combined PPG
1.	Keene, Rayson, DiLeo	Central Michigan	60.7
2.	Graham, Holder, Evans II	Arizona State	51.4
3.	Monk, Fox, Briscoe	Kentucky	50.3
4.	Mason III, Jackson, Graham	Kansas	49.9
5.	Smith, Hughes, Brown	Georgia Southern	49.8

STREAKS

Overall	Won 5
Unranked AP teams anywhere	Won 6
Ranked AP teams anywhere	Lost 2
Home	Won 3
Home SEC	Won 26
Home nonconference	Lost 1
Home AP unranked nonconference	Won 35
Home AP ranked teams	Lost 1
Home AP unranked teams	Won 45
Road	Won 3
Road SEC	Won 3
Road AP ranked teams	Lost 3
Road AP unranked teams	Won 3
Neutral	Won 4
Neutral AP ranked teams	Won 2
Neutral AP unranked teams	Won 5

Active Consecutive Made Starts (in games played)

Isaiah Briscoe	50
Bam Adebayo	28
Malik Monk	28
Wenyen Gabriel	6
De'Aaron Fox	5

Active Consecutive Made Free Throws (in games played)

Mychal Mulder	9
Malik Monk	8
Derek Willis	6
Wenyen Gabriel	4
De'Aaron Fox	3
Jonny David	2
Isaac Humphries	2
Sacha Killeya-Jones	2
Bam Adebayo	1

Active Consecutive Games with a 3 (in games played)

Malik Monk	10
Mychal Mulder	3
Wenyen Gabriel	2
De'Aaron Fox	1

DUNK TRACKER

Player	2016-17	Career
Bam Adebayo	77	77
Isaiah Briscoe	1	2
De'Aaron Fox	13	13
Wenyen Gabriel	5	5
Dominique Hawkins	2	4
Isaac Humphries	5	5
Sacha Killeya-Jones	4	4
Malik Monk	20	20
Mychal Mulder	5	5
Derek Willis	10	22

DOUBLE-DOUBLES

Player	2016-17	Career
Bam Adebayo	4	4
Isaiah Briscoe	4	6
De'Aaron Fox	4	4
Wenyen Gabriel	1	1
Derek Willis	0	2

TRIPLE-DOUBLES

Player	2016-17	Career
Isaiah Briscoe	1	1
De'Aaron Fox	1	1

Calipari Notches 23rd Consecutive 20-Win Season

With a road win at Alabama, Kentucky secured its 20th win of the season, its eighth straight 20-win season under John Calipari. Calipari as a collegiate head coach has posted 23 consecutive seasons of 20 or more on-court wins. He leads all active coaches with that streak, ahead of Mike Krzyzewski of Duke (21), Bill Self (19) and Jim Boeheim (17).

More impressive, Calipari has nine seasons with 30 or more on-court wins. Only Mike Krzyzewski (13) and Roy Williams (10) have more. Calipari is the first coach in NCAA Division I history to record five straight on-court 30-win seasons, notching 30 straight in consecutive seasons from 2005-06 to 2009-10.

Big-Game Cal

John Calipari's teams aren't just good against the best teams in the country, they're great. Not only does Kentucky have a 47-21 record (.691) vs. Associated Press Top 25 teams, UK is 5-3 when both teams are ranked in the AP top five under Calipari.

All-time, Calipari is 11-7 when both teams are ranked in the AP top five. When both teams are ranked in the AP Top 25, Calipari's all-time record is 70-46, including a 40-18 mark at Kentucky. When both are ranked in the top 10 he has a 23-13 record, including 12-6 at UK.

Fastest Calipari Team Ever?

It's no secret that a staple of John Calipari-coached teams is to play fast. You'll hear him from the sidelines imploring his teams to get out and run and score as many transition baskets as possible.

Well, the 2016-17 edition of the Kentucky Wildcats is just that - really fast, as told by their average possession lasting just 14.7 seconds. As of games through Feb. 21, that mark was the eighth-fastest mark in the nation and the second-best among Power Five programs, trailing only UCLA.

But, for a coach who directs his teams to run the floor, this team takes it to a whole new level. This is the fastest Calipari team while at Kentucky and the fastest by nearly two seconds. According to Synergy Sports, UK averages 23.8 points per game in transition, the second-best mark in the country (through games on Feb. 23).

Average Possession Length and KenPom's Adjusted Tempo Ranking:

2016-17 (UK): 14.7, 8th	2015-16 (UK): 17.7, 219th	2014-15 (UK): 17.7, 98th	2013-14 (UK): 17.9, 156th
2012-13 (UK): 17.4, 106th	2011-12 (UK): 17.8, 142nd	2010-11 (UK): 18.3, 219th	2009-10 (UK): 16.2, 31st

Taking Care of the Ball

Through 28 games of the 2016-17 season, it's obvious this Kentucky team can score with the best of them and is likely doing it quickly. With an average possession of 14.7 seconds and scoring 88.2 points per game, one would think ball security would be an issue. Theoretically, the more possessions you have, the more turnovers a team will commit, but not with this bunch.

This team yields a turnover on just 15.8 percent of its possessions. That's the 20th-best mark in the country (through games on Feb. 21). UK averages 12.1 turnovers per game, which is 77th in the country.

During John Calipari's tenure, UK's best seasons in those categories came in 2011 when the team averaged a turnover on just 16.1 percent of its possessions, ranked 10th in the country. The 2015 team averaged just 10.5 turnovers per outing. For comparison's sake, UK's previous fastest team in 2009-10 averaged a turnover on 20.3 percent of its possessions and 14.4 turnovers a game.

Turnovers have been a problem of late, however. UK has turned the ball over a minimum of 14 times in nine of its last 12 games, including a combined 44 in losses to Kansas, Tennessee and Florida. Kansas scored 21 points off of UK's 17 miscues and the Gators capitalized for 17 points.

High-Percentage Shots

Kentucky has made 50 percent or more of its shots in 14 games this season, including seven straight games before a 41.7-percent day at Tennessee ended the streak. It's the first time UK had shot 50 percent or better in seven straight games since doing it eight straight times during the 1983-84 season.

Those are remarkable numbers when you consider the Wildcats have only played 28 games thus far. Why such high numbers? High-percentage shots, of course.

UK has scored a whopping 39.11 percent of its points on either layups or dunks and 39.9 points per game inside the paint. Which leads to another question. How are the Wildcats getting such high-percentage baskets?

There could be a number of factors to point to. For one, this Kentucky team likes to play fast and beat other teams down the floor, which can lead to layups and dunks. UK is averaging just 14.7 seconds per possession, the eighth-fastest mark in the country (as of games through Feb. 21).

Defense helps, too. The Wildcats are scoring 18.7 points per game off of turnovers, some of which are easy transition baskets. In that regard, UK is averaging 12.0 fast-break points per game, although Kentucky's fast-break opportunities have significantly decreased in recent games as opponents try to take away the Wildcats' strength. UK's 16 fast-break points at Alabama marked the first time the Wildcats hit double figures in that category since the Auburn game on Jan. 14. UK posted 18 in the 25-point win over Tennessee.

Monk Scoring at a Historic Rate

If there's one thing to be said from the first 28 games of Malik Monk's career, it's that he is as dynamic of an offensive player for the Wildcats as any player John Calipari has ever coached. As a matter of fact, he may be Calipari's best scorer ever. At least that's what the numbers say.

Following his record-setting 47 points vs. No. 7/6 North Carolina, his scoring average jumped up to 21.9 points per game. After an 11-point performance at Missouri, he currently averages 21.1. He is in contention for the highest scoring average of any player Calipari has coached in college. No Calipari player has ever averaged more than 21.2 points for an entire season (Dajuan Wagner at Memphis in 2001-02).

With 37 points vs. Georgia, the Jerry West Shooting Guard Award finalist became the first freshman in program history to have three games of 34 or more points. He's also the only freshman in school history to score at least 34 points in a neutral-site game, a road game and a home game in a single season. He joined Dan Issel (1968-69, 69-70) and Jodie Meeks (2008-09) as the only other players to achieve that feat in a single year.

Through games played on Feb. 21, Monk is second among all freshmen nationally in scoring and is looking to become just the fourth freshman in Southeastern Conference history to win the league's scoring title. Currently, South Carolina's senior Sindarius Thornwell has a slight edge in points per game at 21.2.

The freshman from Lepanto, Arkansas, has topped the 20-point plateau 15 times this season and in 14 of his last 24 contests. He's reached double figures in all 28 games so far.

At Florida, he surpassed the 500-point barrier, becoming the second-fastest player in school history (23 games) to reach 500 career points. Only Cotton Nash accomplished the feat quicker when he did it in 22 games in 1961-62.

Monk isn't just a one-trick pony either. He can beat you in a variety of ways. Off the bounce, he's as good as anyone in the country. Athletically and at the rack, he's elite with a 42-inch vertical and 20 dunks so far -- many of which have appeared on SportsCenter's Top 10 plays.

Perhaps Monk's greatest strength is his ability to shoot. Through 28 games, Monk has connected on 85 made 3-pointers, tied with Jamal Murray (85) through the same point in the season when he went on to break the freshman record with 113 3-pointers a season ago. Monk is also within reaching distance of Jodie Meeks (102) when he went on to set the single-season 3-point record in 2008-09 with 117 made 3-pointers. He's made a trey in every game but two.

Monk is averaging 3.04 made 3-pointers per game. If he maintains that average, and UK plays a full 40-game schedule, he would finish the season with 121 3-pointers. That total would break Meeks' school record and be just off the pace of the NCAA freshman record of 122 held by Steph Curry.

But Monk isn't just chasing history; he's already made some ...

- His 47 points vs. UNC were ...
 - The most by a freshman in school history
 - The sixth-most points ever by a Wildcat
 - The most points by a Cat since Jodie Meeks' single-game record of 54 points at Tennessee on Jan. 18, 2009
 - The most ever by a John Calipari-coached player in college
 - The most in a game by an SEC freshman since LSU's Chris Jackson scored 55 vs. Ole Miss on March 4, 1989
 - The second-most points by a freshman in Division I college basketball since at least the 1996-97 season
 - The most in school history at a neutral site
 - The most in school history against an opponent ranked in the top 10 of the Associated Press Top 25
 - Tied the second most ever scored against North Carolina. It's the most since Rick Yuknus (Georgia Tech) scored 47 on Feb. 14, 1970. The record is 48 by Dick Groat on Feb. 29, 1952
 - The second-most points by a Cat vs. a nonconference foe. Cliff Hagan scored 51 vs. Temple on Dec. 5, 1953
 - His 18 field goals are the most since Melvin Turpin made 18 on March 8, 1984
 - His eight 3-pointers tied the school record for most 3-point field goals by a freshman
- With 34 points vs. Ole Miss, Monk ...
 - Set the school record for most points by a freshman in a road game
 - Joined Murray as the only freshmen in school history with multiple games of 30 or more points. Murray had three such games last season
- With 26 points vs. Texas A&M, Monk ...
 - Became the first freshman in program history to score 26 or more points in his first two career SEC games
 - Became the first UK player to score 26 or more points in consecutive games to begin the SEC season since Dan Issel on Jan. 3 and 5, 1970
- With 26 points vs. South Carolina, Monk ...
 - Set the freshman scoring record for most points against a ranked SEC opponent
- With 37 points vs. Georgia at home, Monk ...
 - Passed Murray (six) for his record seventh 25-point game as a freshman under Calipari at UK
 - Scored the most points for a UK freshman ever vs. Georgia, passing Jamal Mashburn's record of 31 set Feb. 3, 1991
 - Has the most 34-point games (three) for a freshman in program history
 - Became the third player (Meeks, Miller) in school history with three games of seven or more treys in a season
 - Became the first freshman and the third player in program history (Dan Issel and Meeks) to have 34 or more points at a neutral-site game, a home game and an away game in the same season

How Monk Stacks Up to Calipari's Best Scorers

If traditional numbers aren't enough, KenPom.com's efficiency rankings also put Malik Monk in the discussion for the best scorer under John Calipari. Just looking at some of the top Calipari freshmen scorers alone, Monk stacks up favorably.

Name	Offensive Rating	True Shooting %	Usage Rate	Points Per Game
John Wall	108	56.2	25.7	16.6
DeMarcus Cousins	113.1	57.9	30.5	15.1
Brandon Knight	106.7	55.3	27	17.3
Anthony Davis	133.5	65.7	18.8	14.2
Julius Randle	111.2	56.6	25.5	15
Karl-Anthony Towns	122.7	62.7	23.7	10.3
Jamal Murray	118	59	27.2	20
Malik Monk	119.2	60.7	25.0	21.1

Fox the Next Great Freshman Point Guard Under Calipari

Faced with the unenviable task of replacing 2016 Bob Cousy Point Guard of the Year award winner Tyler Ulis, De'Aaron Fox has filled his shoes admirably and made his mark as one of the nation's fastest and craftiest players.

Fox is currently averaging 15.5 points, 5.3 assists, 4.2 rebounds and 1.5 steals. His 5.4 assists ranks 38th nationally and first in the Southeastern Conference. The average is sixth nationally among freshmen.

As a matter of fact, through 28 games, Fox has 144 assists. That's already the fifth-most ever by a UK freshman in a single season. He needs 16 more dimes to move into third place in the record books.

Fox has a team-leading four double-doubles by way of points and assists, which includes his historic triple-double against Arizona State -- the second triple-double in school history and first since Chris Mills did it Dec. 27, 1988.

That's not the only history Fox has made. Against Stephen F. Austin, in the season opener, Fox dished out 12 assists to set two program records. The 12 dimes were the most by any Wildcat in his debut, and the most of any player in a season-opening game since assists began being kept in 1971-72.

The Houston native also ranks third in the SEC with a 2.32 assist-to-turnover ratio (through Feb. 21). His scoring average is ranked eighth in the SEC.

Fox is one of 10 finalists for the Bob Cousy Point Award, awarded annually by the Naismith Memorial Basketball Hall of Fame to the nation's top point guard. Ulis won it last season.

MEASURABLES



Top Wing Span

1. Sacha Killeya-Jones - 7'2"
2. Bam Adebayo - 7'1.50"
- T3. Isaiah Humphries - 7'0"
- T3. Derek Willis - 7'0"
- T5. Wenyen Gabriel - 6'11"

Top Vertical

1. Dominique Hawkins - 44.5"
2. Mychal Mulder - 44.0"
3. Malik Monk - 42.0"
4. Bam Adebayo - 39.5"
5. De'Aaron Fox - 38.5"

Top Hand Width

1. Sacha Killeya-Jones - 11.0"
2. Mychal Mulder - 10.75"
- T3. Isaiah Briscoe - 10.0"
- T3. Tai Wynyard - 10.0"
5. Derek Willis - 9.75"

CATS IN THE NBA

At the beginning of the 2016-17 season, 24 former Wildcats were on an opening-day roster, more than any other school in the country. The following listing is as of opening day.

Name	Team
Eric Bledsoe	Phoenix Suns
Devin Booker	Phoenix Suns
Willie Cauley-Stein	Sacramento Kings
DeMarcus Cousins	Sacramento Kings
Anthony Davis	New Orleans Pelicans
Aaron Harrison	Charlotte Hornets
Andrew Harrison	Memphis Grizzlies
Terrence Jones	New Orleans Pelicans
Enes Kanter	Oklahoma City Thunder
Brandon Knight	Phoenix Suns
Michael Kidd-Gilchrist	Charlotte Hornets
Skal Labissiere	Sacramento Kings
DeAndre Liggins	Cleveland Cavaliers
Trey Lyles	Utah Jazz
Jodie Meeks	Orlando Magic
Jamal Murray	Denver Nuggets
Nerlens Noel	Philadelphia 76ers
Patrick Patterson	Toronto Raptors
Julius Randle	Los Angeles Lakers
Rajon Rondo	Sacramento Kings
Karl-Anthony Towns	Minnesota Timberwolves
Tyler Ulis	Phoenix Suns
John Wall	Washington Wizards
James Young	Boston Celtics

Several former Wildcats are among the NBA league leaders in the major statistical categories. Stats are through Feb. 22. Former UK players are in **BOLD**.

Points Per Game

1. Russell Westbrook (Thunder) - 31.1
4. **DeMarcus Cousins (Pelicans)** - 27.8
5. **Anthony Davis (Pelicans)** - 27.7
14. **Karl-Anthony Towns (Timberwolves)** - 23.7
19. **John Wall (Wizards)** - 22.8

Rebounds Per Game

1. Hassan Whiteside (Heat) - 14.1
6. **Anthony Davis (Pelicans)** - 11.9
7. **Karl-Anthony Towns (Timberwolves)** - 11.8
11. **DeMarcus Cousins (Pelicans)** - 10.6

Assists Per Game

1. James Harden (Rockets) - 11.3
2. **John Wall (Wizards)** - 10.6
11. **Rajon Rondo (Bulls)** - 6.5
- T15. **Eric Bledsoe (Suns)** - 6.2

Blocks Per Game

1. Rudy Gobert (Jazz) - 2.49
2. **Anthony Davis (Pelicans)** - 2.47
15. **Karl-Anthony Towns (Timberwolves)** - 1.44
- T18. **DeMarcus Cousins (Pelicans)** - 1.35

Field-Goal Percentage

1. DeAndre Jordan (Clippers) - .695
8. **Enes Kanter (Thunder)** - .563

Steals Per Game

1. Draymond Green (Warriors) - 2.09
2. **John Wall (Wizards)** - 2.08

Double-Doubles

1. James Harden (Rockets) - 45
3. **Karl-Anthony Towns (Timberwolves)** - 42
- T8. **Anthony Davis (Pelicans)** - 35
- T8. **John Wall (Wizards)** - 35
10. **DeMarcus Cousins (Pelicans)** - 34

POINTS PER POSSESSION

Game	Off. PPP	Def. PPP
STEPHEN F. AUSTIN	1.13	0.83
CANISIUS	1.24	0.92
vs. Michigan State	0.95	0.66
DUQUESNE	1.18	0.75
CLEVELAND STATE	1.23	0.85
UT MARTIN	1.37	0.94
vs. Arizona State	1.39	0.83
UCLA	1.11	1.17
VALPARAISO	1.12	0.81
vs. Hofstra	1.25	0.95
vs. North Carolina	1.30	1.27
at Louisville	0.96	1.00
at Ole Miss	1.21	0.93
TEXAS A&M	1.41	0.82
ARKANSAS	1.35	0.99
at Vanderbilt	1.16	1.08
AUBURN	1.26	0.99
at Mississippi State	1.11	1.03
SOUTH CAROLINA	1.21	0.99
at Tennessee	1.00	1.02
KANSAS	0.99	1.07
GEORGIA	1.12	1.01
at Florida	0.86	1.14
LSU	1.21	1.12
at Alabama	0.96	0.83
TENNESSEE	1.17	0.82
at Georgia	1.09	1.03
at Missouri	0.99	0.85
FLORIDA		
VANDERBILT		
at Texas A&M		

Overall

Kentucky offensive high - 1.41 vs. TEXAS A&M

Kentucky offensive low - 0.86 at Florida

Kentucky SEC offensive high - 1.41 vs. TEXAS A&M

Kentucky SEC offensive low - 0.86 at Florida

Opponent offensive high - 1.27 vs. North Carolina

Opponent SEC offensive high - 1.14 at Florida

Opponent SEC offensive low - 0.82 vs. TEXAS A&M/TENNESSEE

Three is Better Than Two ... More Than 1,000 Times

Kentucky and UNLV have gone back and forth all season long for the claim of having the longest active streak of consecutive games with a made 3-pointer. Fittingly, both schools reached a historic milestone -- 1,000 straight games -- within a few hours of each other.

UK just beat out the Runnin' Rebels by mere hours, becoming the first school ever to hit a 3-pointer in 1,000 straight games with a trey at Alabama on Feb. 11. Freshman guard Malik Monk, fittingly UK's leader in 3-point field goals this season, got the Wildcats to 1,000 straight games with a 3-pointer from the right wing with 15:26 to go in the first half. UNLV would match it later in the day.

Kentucky passed UNLV for the nation's longest active streak of consecutive games with a made 3-pointer in its final game of 2015-16. UK has now knocked down at least one 3-pointer in 1,003 consecutive games. UNLV has hit one in 1,001 straight, through games on Feb. 21.

The Cats' last game without a made 3-pointer came against Seton Hall on Nov. 26, 1988 a "three-point" loss in the Great Alaska Shootout. The streak began on Nov. 28, 1998, in an 89-71 win vs. California.

The Wildcats' record during the 1,003-game streak is 774-229.

Keep It 100

For all the offensive weapons John Calipari's teams have featured during his eight seasons at Kentucky, this squad might have the most firepower, as told by the Wildcats' 88.2 scoring average, ranked fourth in the country (as of games through Feb. 21). That number is just behind the 1995-96 team's final scoring average of 91.4, the best school mark in the shot-clock era. The school-record came during the 1970-71 season when that team averaged 95.4 points per game.

UK surpassed the Cal era record for most 100-point games in a season when it dropped 100 on Texas A&M in the SEC home opener. The previous mark was four games during the 2009-10 team. It's the most 100-point games for any UK team since the 1995-96 season when that squad posted nine games of 100 or more.

Three of this season's games came consecutively. UK logged a 101-70 win over Cleveland State on Nov. 23, followed it up with 111 points vs. UT Martin in a 111-76 victory and then dropped 115 on Arizona State in a 115-69 win. It marked the first time the Wildcats had scored 100 or more points in three straight outings since Dec. 16-23, 1977.

UK's 115 points vs. Arizona State are the most of the John Calipari era and the most since the Wildcats netted 115 vs. East Tennessee State on Dec. 30, 2002.

The Wildcats opened the SEC slate with a seven-game streak of scoring at least 85 points a game. That's the most consecutive games of 85 points or more in Southeastern Conference play since doing it eight straight times during the 1976-77 season. UK posted 80 points at Tennessee and 90 in the overtime win over Georgia to enable the Cats to have their first streak of 80-plus points in nine consecutive SEC regular-season games since the 1990-91 season. That team did it 10 straight times.

Kentucky has scored less than 70 points just three times this season.

Adebayo Providing Consistent Presence on Offense

After scoring in single digits in two of his first three career outings, freshman big man Bam Adebayo has topped double-figure scoring in 21 of 25 games. There's no question that he has been able to provide a consistent inside presence to complement UK's guard-heavy lineup. He's averaging 13.0 points per game on the season to go along with a team best 7.4 rebounds per game.

Even more impressive is his efficiency. Adebayo is utilizing a team-best .607 field-goal percentage with players attempting at least three shots a game. He's been particularly impressive of late, making 53 of his last 80 shots over the eight games (66.3 percent). He already has 77 dunks on the season, including a career-high eight at Ole Miss. The most by a player in the John Calipari era is Anthony Davis with 92 during the 2011-12 season. Adebayo is currently averaging 2.8 dunks per game, while Davis posted 2.3 slams per outing.

After a challenge from his head coach to rebound better, Adebayo has stepped up on the glass. He's grabbed at least seven rebounds over his last six games and is averaging 10.2 boards over his last five following a career-high 15 rebound-performance at Missouri.

UK'S RECORD VS. RANKED OPPONENTS AND AS A RANKED OPPONENT UNDER CALIPARI

	Opponent Rank																											
Kentucky (RK)	1	2	3	4	5	6	7	8	9	10	11	12	13	14	15	16	17	18	19	20	21	22	23	24	25	RV	NR	TOTAL
1	-	0-1	0-1	1-0	2-0	2-0	-	2-0	1-0	-	0-1	-	-	-	-	2-0	1-0	1-0	-	1-0	3-0	1-0	-	-	-	6-2	46-2	69-10
2	-	-	-	-	1-0	0-1	-	-	-	-	-	1-0	1-0	-	1-0	-	1-0	-	0-1	-	-	-	-	-	-	4-0	22-0	31-2
3	-	-	-	1-0	-	-	-	-	0-1	-	-	1-0	-	-	-	-	-	-	-	0-1	-	-	-	-	-	1-0	17-0	20-2
4	-	0-1	-	-	-	-	-	-	-	-	-	-	-	1-0	-	-	-	-	-	-	-	-	-	-	1-0	1-0	6-2	9-3
5	-	-	-	-	-	-	-	-	-	1-0	-	-	-	-	-	-	-	-	-	-	-	-	-	1-0	-	-	6-0	8-0
6	-	-	-	-	-	-	1-0	-	-	0-1	-	-	-	-	-	-	-	-	-	-	-	-	-	-	-	-	6-0	7-1
7	-	-	-	-	-	-	-	-	-	-	-	-	-	-	-	-	-	-	-	-	-	-	-	-	-	-	-	-
8	-	-	-	-	-	-	-	-	-	-	-	-	1-0	-	-	-	-	-	-	-	-	-	-	0-1	-	0-3	5-0	6-4
9	-	-	-	-	-	-	-	-	-	-	-	-	-	-	-	-	-	-	-	-	-	-	-	-	-	-	1-1	1-1
10	-	-	-	-	-	-	-	-	-	-	-	-	-	0-1	-	-	-	-	-	-	-	-	-	-	-	0-3	4-1	4-5
11	1-0	-	-	-	-	-	1-0	-	0-1	-	-	-	-	-	-	-	-	0-1	-	-	-	2-0	-	-	-	-	6-1	10-3
12	-	-	-	-	-	-	-	-	-	-	-	-	-	-	-	1-0	-	-	-	-	-	-	-	-	-	1-0	1-1	3-1
13	-	-	-	-	-	-	-	-	-	-	-	-	-	-	-	-	-	-	-	-	-	-	-	-	-	-	6-1	6-1
14	-	-	0-1	-	-	-	-	-	-	-	-	-	-	-	-	-	-	-	-	-	-	-	-	-	-	1-1	7-1	8-3
15	-	-	-	-	-	-	-	-	-	-	-	1-0	-	-	-	-	-	-	-	-	-	-	-	-	-	1-0	3-0	5-0
16	-	-	-	-	-	-	-	-	-	-	-	-	-	-	-	-	1-0	-	-	-	-	-	-	-	-	-	3-1	4-1
17	-	-	-	-	-	-	-	-	-	-	-	-	-	-	-	-	-	-	-	-	-	-	1-0	-	-	-	2-2	3-2
18	-	-	-	-	-	1-0	-	-	-	-	-	-	-	-	-	-	-	-	-	-	-	-	0-1	-	-	1-0	4-0	6-1
19	-	-	-	-	-	-	-	-	-	-	-	-	-	-	-	-	-	-	-	-	-	-	-	-	-	-	1-0	1-0
20	-	-	-	0-1	-	-	-	-	-	-	-	-	-	-	-	-	-	-	-	-	1-0	-	-	-	-	-	3-1	4-2
21	-	-	-	-	-	-	-	-	-	-	-	-	-	-	-	-	-	-	-	-	-	-	-	-	-	-	-	-
22	-	-	-	-	-	-	-	-	-	-	-	-	1-0	-	-	-	-	-	-	-	-	-	-	-	-	1-0	5-1	7-1
23	-	-	-	-	-	-	-	-	-	-	-	-	-	-	-	-	-	-	-	-	-	-	-	-	-	-	2-0	2-0
24	-	-	-	-	-	-	-	-	-	-	-	-	-	-	-	-	-	-	-	-	-	-	-	-	-	-	-	-
25	0-1	-	-	-	-	-	0-1	-	-	-	-	-	-	-	-	-	-	-	-	-	-	-	-	-	-	-	1-1	1-3
RV	0-1	1-0	-	-	1-0	-	1-0	-	-	-	-	1-0	-	-	-	-	-	0-1	-	-	-	-	-	-	-	-	3-0	7-2
NR	-	-	-	0-1	-	-	-	-	-	-	1-0	-	-	-	-	1-0	-	-	-	-	-	-	-	-	-	-	-	2-1
																											Total	223-46
TOTAL	1-2	1-2	0-2	2-2	4-0	3-1	3-1	2-0	1-2	1-1	1-1	4-0	3-0	1-1	1-0	4-0	3-0	1-3	0-1	1-1	4-0	3-0	1-1	1-1	1-0	-	Total	47-21

Winning Big in Historic Fashion

Kentucky won its first seven games by at least 21 points. The only other team in school history to accomplish that feat was the 1947-48 team, which also ended its streak at seven games. The Wildcats' first nine wins were all by at least 21 points, the first time that's happened since the 1934-35 season.

Among the seven victories, four (Duquesne, Cleveland State, UT Martin and Arizona State) saw the Cats win by at least 31. It was the first time UK had won four consecutive games by at least 31 points since Feb. 2-8, 1954, when it won four consecutive games by that margin.

UK's current scoring margin is plus-15.4 points per game, the seventh-best mark in the country (as of games through Feb. 21). The school record scoring margin in the shot-clock era is 22.1 points per game, set by the 1995-96 national championship squad.

When Kentucky beat Ole Miss by 23 points in the Southeastern Conference opener on Dec. 29, it marked the largest victory in an SEC opener for the Wildcats since Jan. 2, 1999, when UK beat Florida by 35 points. With two more blowouts vs. Texas A&M and Arkansas, Kentucky won its first three league tilts by at least 23 points for the first time since 1953-54.

During a six-game stretch for the Wildcats things tightened up, as they didn't win a game by double digits from Jan. 24-Feb. 11. A 25-point win over Tennessee on Feb. 14, snapped the streak.

Sharing is Caring

One of the most defining traits of John Calipari's teams and their success is their willingness to share the ball. Calipari, on an annual basis, brings in the nation's most talented players, most of whom were accustomed to taking the majority of the shots on their high school teams.

At Kentucky, to better prepare them for the next level, they learn to share -- and to prosper from it. Calipari doesn't promise shots to anyone. Instead, he preaches that as the team succeeds, everyone benefits.

Although it hit a bit of a rough stretch during a time in which the team lost three of four, this team may be his greatest example of that yet. With all the talent this team has, it has shared the ball better than any other Calipari team at Kentucky. The Wildcats have 459 assists through 28 games, 33 more than the 2009-10 team had at this point in the season. That group owns the Calipari era record for total assists with 573 by season's end. Their 1.36 assist-to-turnover ratio not only ranks 28th in the country (through games on Feb. 21), it's in the running to be the program's best mark in the shot-clock era (1.41 in 1995-96).

Three players are averaging 2.3 assists or more per game, and Kentucky's 16.4 assists per game ranks 31st in the nation (as of games through Feb. 21). The 1995-96 UK team averaged 21.8 assists per game and set the school record of 783 assists in 36 games.

Against Arizona State, the Wildcats dished out 33 assists (on 44 made field goals), the most in the Calipari era and just two off of the school record. UK also had 25 assists against Cleveland State, the fifth most in the Cal era.

Kentucky dishes out an assist on 52.2 percent of its field goals.

Over a four-game stretch from Jan. 24 to Feb. 4, of which UK lost three of them, the Wildcats averaged only 12.3 assists, including a season-low seven at Florida.

Sophomore Slump? Mr. Do Everything Has Other Plans

Isaiah Briscoe has provided the steady hand to complement UK's dynamic yet youthful backcourt in De'Aaron Fox and Malik Monk. The elder statesman is having a markedly improved sophomore season, and in his quest for a second consecutive Southeastern Conference championship, UK's sophomore stud has taken it up another level.

Briscoe has scored 10 or more points in 11 of the 15 league games, logged three or more rebounds in 14 of the 15, had five or more assists in seven of 15 games -- not to mention his historic triple-double against Ole Miss in the league opener. He also became the first UK player since James Young (26 points, 10 rebounds, five assists vs. Mississippi State on Jan. 8, 2014) to have at least 20 points, 10 rebounds and five assists in a single game when he did so with 23 points, 11 rebounds and eight assists vs. Georgia.

The sophomore from Newark, New Jersey, is the only player in the SEC averaging at least 13.0 points, at least 5.0 rebounds and at least 4.0 assists.

Here's a look at Briscoe's improvement since his freshman year:

2016-17	PPG	RPG	APG	A/TO Ratio	FG%	3FG%	FT%	SPG	MPG
Nonconference	14.8	6.0	3.7	1.7	52.2	30.0	70.9	1.1	29.5
Conference	12.5	6.4	4.7	1.5	44.0	28.6	62.9	0.7	31.3

2015-16	PPG	RPG	APG	A/TO Ratio	FG%	3FG%	FT%	SPG	MPG
Nonconference	10.8	5.6	3.3	1.3	48.6	21.1	47.8	1.3	31.3
Conference	8.5	5.1	3.1	2.2	39.8	05.6	43.6	0.8	32.9

Year of the Triple-Double?

It's funny how history works. Prior to this season, Kentucky had just one triple-double in school history, dating all the way back to the program's inception in 1903. Chris Mills pulled off the initial

and only one prior to this season on Dec. 27, 1988, but for all the great players to put on the UK uniform, that was it.

Until this season.

After an almost unbelievable absence of triple-doubles, the Wildcats (De'Aaron Fox and Isaiah Briscoe) have not only ended the drought this season, they've pulled off the feat twice -- in a seven-game span.

Fox was the first. On a night of record-setting accomplishments and a collective offensive outburst from the Wildcats in a 115-69 win over Arizona State in the Bahamas, Fox posted 14 points, a career-high 11 rebounds and 10 assists in 31 minutes of play, Fox recorded just the second triple-double in school history.

Only a month later, Briscoe turned the trick with 19 points, a career-high 11 assists and 10 rebounds in a 99-73 win at Ole Miss. Briscoe had eight points, nine dimes and six boards by half.

With Briscoe's triple-double, Fox and Briscoe became the first pair of teammates in Southeastern Conference history to log triple-doubles in the same season. With the way history has worked this season, could the Wildcats make it three?

Cats Deliver the Knockout Punch

UK is 208-4 (.981) in the John Calipari era when leading by at least 10 points at any time in the contest. Two of those three losses (a 21-point lead at Tennessee and a 12-point lead at Auburn) came during the 2015-16 campaign. The only other losses came during the 2012-13 season when UK gave up an 11-point first-half lead and lost 59-55 at Alabama and vs. Kansas this season when the Wildcats failed to capitalize on a 12-point first-half lead. The loss to Kansas was the first to a nonconference opponent when leading by 10 or more in the Calipari era.

Perhaps most impressive of all is that 72.6 percent of games Calipari has coached in at Kentucky have produced 10-point leads at some point during the game for UK. The Wildcats have led by 10 points or more in a whopping 86.7 percent of Calipari's 240 career wins at Kentucky.

Taking Care of Business

Kentucky's 47-21 record vs. opponents ranked in the Associated Press Top 25 is impressive, but the Wildcats' ability to beat all-comers can't be overlooked. Under John Calipari, UK is 193-31 vs. unranked competition, an .862 winning percentage. The Wildcats' loss to Tennessee during the 2016-17 season was its first since falling at unranked Vanderbilt on Feb. 27, 2016.

Kentucky Elite Under Cal

Since John Calipari took over the program in 2009-10, only Kansas has the same number of wins than Kentucky, and only the Jayhawks and Gonzaga have a better winning percentage. UK is 240-52 (.822) during that time span.

1. Kansas: 240-46 (.8392)
2. Gonzaga: 230-45 (.8364)
3. Kentucky: 240-52 (.8219)
4. Duke: 232-52 (.8169)
5. Wichita State: 228-52 (.8142)

**numbers through Feb. 21, 2017*

Bounce Back

The Wildcats don't lose very often during the John Calipari era, but when they do, they almost always bounce back.

UK is 38-8 under Calipari following a loss. Kentucky's back-to-back losses to Kansas and Tennessee this season were its first since also losing back-to-back games at Kansas and at Tennessee in 2015-16.

The Wildcats have only lost back-to-back games eight times during the Calipari era and they've never lost three in a row with Calipari on the sidelines -- including avoiding a three-game skid despite trailing by 14 to Georgia in the first half on Jan. 31. The last time UK lost three games in a row was in February 2009 when the Wildcats dropped four straight games to end the regular season.

Always Efficient

According to Ken Pomeroy's calculations on kenpom.com, UK's teams under John Calipari have consistently ranked among the most efficient teams in the country per possession.

Year	Offense (Rank)	Defense (Rank)	Overall
2017	119.7 (11)	92.6 (12)	7th
2016	120.4 (5)	98.0 (53)	6th
2015	119.3 (5)	86.5 (2)	1st
2014	117.6 (10)	96.9 (41)	11th
2013	108.8 (42)	99.1 (129)	42nd
2012	122.9 (2)	88.2 (9)	1st
2011	118.1 (7)	90.4 (15)	6th
2010	116.1 (15)	86.2 (6)	3rd

**rankings through Feb. 21, 2017*

COMPARING THE CALIPARI ERA

A look at UK's statistics through 28 games throughout the John Calipari era ...

Year	FG%	Opp. FG%	3-Pt. FG%	FT%	RPG	Assists	TOs.	Blocks	Steals	Points	PPG	Record
2016-17	.482	.428	.354	.694	40.6	459	338	157	176	2,470	88.2	23-5
2015-16	.474	.392	.354	.682	39.1	394	322	159	166	2,205	78.8	21-7
2014-15	.470	.343	.345	.709	38.6	430	311	197	189	2,091	74.7	28-0
2013-14	.462	.397	.321	.680	41.6	326	348	179	135	2,179	77.8	21-7
2012-13	.486	.390	.366	.648	38.3	405	370	201	168	2,108	75.3	20-8
2011-12	.485	.363	.381	.721	39.3	378	331	255	183	2,173	77.6	27-1
2010-11	.464	.390	.399	.714	38.5	363	309	183	157	2,173	77.6	20-8
2009-10	.480	.378	.358	.676	42.5	426	419	200	203	2,253	80.5	27-1

A Winning Institution

Both the UK men's and women's basketball teams have posted an eighth straight 20-win season in 2016-17. Kentucky is one of just two institutions (Duke) in the NCAA that have seen both their men's and women's basketball programs tally 20 or more wins in the last eight consecutive seasons.

BYU's men's and women's teams are also in contention for the achievement. BYU men's team has 19 wins, while the women have 17, as of Feb. 21.

S-E-C! S-E-C! S-E-C!

Kentucky has the unquestionable reputation as the league's gold standard. Since the SEC's inception in 1932-33, the Wildcats have been the most dominant team in the league, recording a 969-270 mark (.782) in conference play. Only two other teams have won more than 700 regular-season SEC games (Alabama, Tennessee), and no other team has a better winning percentage.

- UK has averaged 11.5 wins and only 3.2 losses per season in 83 seasons in the SEC
- Kentucky has won 47 SEC titles and 29 SEC Tournament championships
- The Wildcats have won 14 of the last 24 SEC Tournament titles
- UK has won at least a share of four of the last seven SEC regular-season championships under head coach John Calipari
- Kentucky has played in the championship game of the SEC Tournament in six of Calipari's seven seasons following its 2016 title

National Attention

Kentucky basketball always garners the eyes of the country as UK routinely draws some of the highest national rating numbers on TV for college basketball games. Of course, this season has been no different.

The Wildcats' game vs. North Carolina in the CBS Sports Classic was the most watched college basketball game of the season (to that point) across any network, according to CBS. The game, which is being hailed as an all-time classic after Kentucky won a 103-100 thriller, drew a 2.4 household rating with a 5 share. In other words, 2.4 of all households with a TV set watched the game, while 5 percent of those watching TV at the time tuned in for the game.

The Kentucky-Louisville game was ESPN's best overnight (1.8) for a college basketball game this season, but that was before the Kentucky-Kansas game topped it with a 2.0 overnight rating, the highest-rated college basketball game on an ESPN network this season and the best in an SEC/Big 12 Challenge game since the series began in 2013-14.

UK's game against Michigan State in the Champions Classic saw a total live audience of 2,150,000 viewers, including a streaming audience of 67,000 average viewers -- a top-five men's regular-season streaming audience ever for ESPN.

In addition to owning some of the most-watched games this season, UK's matchup with No. 2/1 Kansas on Jan. 28 called for the return of ESPN's popular morning show College GameDay to Rupp Arena for the first time since 2013-14. Additionally, the SEC Network's Paul Finebaum Show ventured away from its Charlotte, North Carolina, studios for an appearance in Rupp Arena on Jan. 27 to preview the SEC/Big 12 Challenge.

College GameDay's visit to Rupp Arena this season marked the sixth time it has visited UK. Only Kansas and Duke have hosted more times with both welcoming the weekly show seven times. The most memorable trip was on Feb. 13, 2010, when a record 22,144 fans attended the show in John Calipari's first season at UK.

The Wildcats were also featured as a part of College GameDay for its trip to Florida. It was UK's 14th ESPN College GameDay appearance, behind only North Carolina (15).

Hold Them to 55

Defense has always been a recipe for success for the Wildcats under John Calipari. The special ingredient: 55 points. UK is a perfect 63-0 under Calipari when holding the opponent to 55 points or fewer. The Wildcats are 142-5 under Calipari when limiting the opponent to 63 points or less. After dropping three of four games, UK "rebooted" and posted back-to-back wins over Alabama and Tennessee by limiting both opponents to 58 points.

Kentucky Picked to Win 48th SEC Title

The Kentucky men's basketball program finds itself in familiar territory under the direction of eighth-year head coach John Calipari. UK started the season faced with the tough task of replacing more than 75 percent of its scoring and 70 percent of its rebounding from the 2015-16 team, yet a select panel of media voted the Wildcats to repeat as Southeastern Conference champions. Should Kentucky achieve that standard, it would mark the fifth regular-season title under Calipari and the program's 48th overall.

It's the 12th time since the 1998-99 season the Wildcats are the overall preseason favorite. UK was picked to win the title a season ago and did not disappoint, sharing the crown with Texas A&M. Calipari has directed his teams to regular-season SEC crowns in 2010, 2012, 2015 and 2016.

Each school selected media members that cover their team and additional media from across the nation were selected by the conference office to comprise the voting panel. Points were compiled on a 14-13-12-11-10-9-8-7-6-5-4-3-2-1 basis. Each media member also voted for two All-SEC teams.

Forever Young

Kentucky began the 2016-17 season with two veterans in the starting lineup in senior Derek Willis and sophomore Isaiah Briscoe. However, Kentucky once again checks in as one of the youngest teams in terms of experience, according to kenpom.com. UK ranks No. 342 out of 351 in terms of experience per minute. Only Iowa, Mississippi State, Washington and Oregon State are younger among Power Five institutions.

Keep a Watchful Eye on the Cats

Stocked full of some of the nation's top talent, a handful of Wildcats are on a number of national watch lists:

- Bam Adebayo - Kareem Abdul-Jabbar Award, Naismith Trophy, Wooden Award
- Isaiah Briscoe - Lute Olson Award
- De'Aaron Fox - Naismith Midseason Top 30, Wooden Award Late Season Top 20, Bob Cousy Award finalist, Oscar Robertson Trophy Midseason Watch List, Wayman Tisdale Award Midseason Watch List
- Malik Monk - Naismith Midseason Top 30, Wooden Award Late Season Top 20, Jerry West Award finalist, Oscar Robertson Trophy Midseason Watch List, Wayman Tisdale Award Midseason Watch List

UK's Nonconference Schedule Loaded

According to the NCAA's calculations, the Wildcats have played the sixth-toughest nonconference strength of schedule.

UK's 13-game nonconference schedule featured eight teams that made it to a postseason tournament in 2015-16, five teams who finished the year with a top 50 RPI ranking and four nationally ranked opponents at the time of the game. Three of KenPom's top five teams from last season (North Carolina, Kansas and Michigan State) were among UK's nonconference schedule. Five of the Wildcats' nonconference opponents were ranked in the Associated Press Top 25 at the time.

The Wildcats' slate took the Wildcats as far east as the Bahamas for the second game of a two-year deal with Arizona State and as far west as Las Vegas for a matchup with North Carolina in the CBS Sports Classic.

Kentucky also traveled twice to New York, first to play Michigan State in Madison Square Garden, and then against Hofstra at the Barclays Center in Brooklyn.

All told, Kentucky's 2016-17 nonconference opponents combined for a record of 200-157 in 2015-16, a .649 winning percentage. Four teams finished the season ranked in the top 25 of the all-important RPI. Five teams started the season ranked in both the AP Top 25 and the USA Today Coaches Poll.

2017 Shooting Guard Hamidou Diallo Joins Wildcats

Hamidou Diallo, widely considered the top shooting guard in the class of 2017, has signed a financial aid agreement with the Kentucky men's basketball team and is enrolled in classes. He began his first semester at the University of Kentucky on Jan. 11 for the spring term after graduating in May from the Putnam Science Academy in Connecticut.

Diallo (pronounced ha-MUH-do DEE-ah-lo), a top-10 prospect in the 2017 class, is expected to practice with the team this semester and begin game competition in the 2017-18 season, though he is eligible to play in games immediately.

Diallo is the fifth prospect to sign with Kentucky out of the 2017 class, joining five-star signees Quade Green, Nick Richards and P.J. Washington, and four-star signee Shai Gilgeous-Alexander. UK can only comment on prospects who have signed national letters of intent or financial aid agreements. The next national spring signing period is in April, when UK expects to announce any additional signees.

Diallo, from Queens, New York, is Kentucky's third guard in the 2017 class. At 6-foot-5, 190 pounds, Diallo is a long and extremely athletic wing with a ton of upside. A high-flying, high-scoring guard who excels at getting to the basket, Diallo is considered an elite finisher with a potential to be a lockdown defender. Among the major recruiting services (Rivals, Scout, ESPN and 247 Sports), he is rated as high as No. 9 (247 Sports) and no lower than No. 11 (ESPN). Both 247 Sports and Scout consider him the No. 1 shooting guard in the 2017 class.

In his final season in high school, in 2015-16, Diallo led Putnam Science Academy to a 38-3 record with an appearance in the state semifinals. The two-time all-state honoree averaged 19.0 points, 6.0 rebounds and 3.0 assists in his senior season before graduating in the fall. He averaged 17.0 points and 4.0 rebounds as a junior.

Diallo's enrollment marks the second straight midyear enrollee for Calipari and Kentucky. Current redshirt freshman forward Tai Wynyard enrolled early last season.

2016-17 LINEUP COMPARISON

A breakdown of Kentucky's most used linupes, including a breakdown of each lineup's +/- statistics:

Most Frequent Lineups	Total Minutes	Points For	Points Against	+/-	+/- per 40 min.
Fox, Adebayo, Monk, Briscoe, Gabriel	184:10	410	309	+101	+21.94
Fox, Adebayo, Monk, Briscoe, Willis	149:15	372	299	+73	+19.56
Fox, Adebayo, Monk, Willis, Hawkins	52:25	114	92	+22	+16.79
Adebayo, Monk, Briscoe, Willis, Hawkins	41:47	93	83	+10	+9.57
Fox, Adebayo, Monk, Gabriel, Hawkins	36:61	77	56	+21	+22.80
Fox, Monk, Briscoe, Willis, Humphries	34:39	81	59	+22	+25.40
Fox, Monk, Briscoe, Humphries, Gabriel	31:18	67	59	+8	+10.22
Adebayo, Monk, Briscoe, Gabriel, Hawkins	30:19	57	60	-3	-3.96
Fox, Adebayo, Briscoe, Willis, Hawkins	20:30	55	39	+16	+31.22
Fox, Monk, Willis, Humphries, Hawkins	17:38	50	21	+29	+65.78

Best in the Bluegrass

Kentucky has been dominant against teams in the state under John Calipari. UK is 14-2 against in-state foes with Calipari at the helm, including 8-2 vs. Louisville. Two of the victories over the Cardinals came in postseason play. UK had its four-game winning streak snapped this season, but has won all four meetings played in Rupp Arena. Louisville's two wins have come by a combined six points.

Here's a list of the meetings between the state's two premier programs since Coach Cal took over at Kentucky:

- Jan. 2, 2010 - UK won 71-62 at Rupp Arena
- Dec. 31, 2010 - UK won 78-63 at KFC YUM! Center
- Dec. 31, 2011 - UK won 69-62 at Rupp Arena
- March 31, 2012 - UK won 69-61 at the Superdome (NCAA Final Four in New Orleans)
- Dec. 29, 2012 - Louisville won 80-77 at KFC YUM! Center
- Dec. 28, 2013 - UK won 73-66 at Rupp Arena
- March 28, 2014 - UK won 74-69 at Lucas Oil Stadium (NCAA Sweet 16 in Indianapolis)
- Dec. 27, 2014 - UK won 58-50 at KFC YUM! Center
- Dec. 26, 2015 - UK won 75-73 at Rupp Arena
- Dec. 21, 2016 - Louisville won 73-70 at KFC YUM! Center

All-Time Wins Leader Returned to the Top of the Polls

Kentucky was the top team in the land according to the Associated Press Top 25 and the USA Today Coaches Poll for two consecutive weeks (Nov. 21 and 28).

UK and John Calipari have been tough to beat playing the role of the hunted:

- The Wildcats own an all-time record of 221-30 (.880) as the nation's top-ranked squad
- UK has won 66 of its last 71 contests as the AP's top team
- The Wildcats are 69-7 (.908) as the AP No. 1 team since Calipari's first year at the helm, the best record in the country by a top-ranked team during that span
- In eight seasons under Calipari, the Wildcats have reached No. 1 in six of those seasons
- Calipari is 110-12 (.902) all-time as head coach of the AP's No. 1 team
- Calipari has coached 122 career games as a No. 1 team, the fourth most in NCAA history, trailing John Wooden (228), Mike Krzyzewski (233) and Adolph Rupp (131)
- Among coaches who have owned a No. 1 ranking in at least 119 games, Calipari's winning percentage of .902 trails only Wooden (.952), and is ahead of active coaches Krzyzewski (.870) and Roy Williams (.849)
- Only Krzyzewski (193) has more wins as a No. 1 ranked coach among active NCAA Division I teams than Calipari
- Prior to the home loss vs. UCLA on Dec. 3, Kentucky had lost just twice at home as the AP top-ranked team in the history of the program and just once in Rupp Arena. Both of those losses came by just one point
- UK has been ranked No. 1 a total of 124 weeks since the AP started ranking teams during the 1948-49 season. Only UCLA (134) and Duke (129) have been atop the rankings for more weeks

Wildcats Sign Four in Fall Signing Period for 2017

Continuing a trend that started with the arrival of head coach John Calipari, the Kentucky men's basketball program has once again put together one of the strongest recruiting classes in the country, signing four of the nation's top players during the early fall signing period. Highly rated prospects Shai Gilgeous-Alexander, Quade Green, Nick Richards and P.J. Washington have all inked national letters of intent with UK.

All four players are consensus four- or five-star prospects and all are ranked in the top 50 by the major national recruiting services. In a class stocked full of highly regarded players, national analysts are already calling UK's class one of the nation's top hauls for 2017.

In every season in the Calipari era, the Wildcats have signed either the nation's No. 1 or No. 2 recruiting class. UK looks to continue that streak with the latest additions of Gilgeous-Alexander, Green, Richards and Washington.

- Gilgeous-Alexander will come to Kentucky out of Hamilton Heights Christian Academy in Chattanooga, Tennessee. Originally from Canada, Gilgeous-Alexander was a member of the 2016 Canadian Men's U18 National Team that captured the silver medal at the 2016 FIBA Americas U18 Championship over the summer. He averaged 7.8 points, a tournament-best 5.4 assists and 3.0 steals per game, second best in the field. ESPN, Scout and 247Sports tab him a top-50, four-star prospect.
- Green is considered a five-star point guard prospect by Rivals, ESPN and Scout. ESPN ranks him as high as the No. 22 overall prospect in the class, while Rivals has him at No. 23. Scout tabs him at No. 25 and 247Sports list him at No. 31. Green, who was named the 2016 Pennsylvania Class 3A Player of the Year as a junior, was a part of the 2016 FIBA Americas U18 Championship team that won a gold medal in Chile. He averaged 18.7 points, 4.2 rebounds and 3.8 assists in leading Neumann-Goretti High School to the Pennsylvania state championship last season.
- Richards will be the second player in the Calipari era to join Kentucky out of the Patrick School in Elizabeth, New Jersey. National champion and No. 2 overall NBA Draft selection, Michael Kidd-Gilchrist was the other. Richards is ranked in the top 20 by the major recruiting services, including ESPN (No. 12), 247 Sports (No. 15), Scout (No. 17) and Rivals (No. 19). 247Sports tabs him as the second-best center in the class. He's a consensus five-star prospect.
- Washington, measured at 6-8, 229 pounds, is rated as high as No. 14 overall in the rankings by Scout. 247Sports and ESPN have him at No. 16 and Rivals tabs him No. 17. The five-star prospect is considered the top power forward in the class by Scout. Washington was a member of the 2016 USA Men's U18 National Team that won a gold medal at the 2016 FIBA Americas U18 Championship over the summer. He started all five games and averaged 10.0 points and 4.0

rebounds. Washington also represented the U.S. at the 2015 FIBA 3x3 U18 World Championship.

Three Future Cats Named McDonald's All-Americans

The Kentucky men's basketball team's top-ranked recruiting class will be well represented during the 2017 McDonald's All-American Game in March with the selections of Quade Green, Nick Richards and P.J. Washington.

Joining an elite list that features some of the greatest players to ever play for Kentucky, incoming Wildcats Green, Richards and Washington were selected to participate in the 40th annual McDonald's All-American Game on March 29 in the United Center in Chicago.

Green, Richards and Washington will all suit up for the East team. UK can only publicize prospects who have signed a national letter of intent or a financial aid agreement. The next signing period is in April.

With the selections of Green, Richards and Washington, UK has signed 28 players during the John Calipari era who have been named to the prestigious high school event, more than any other school in the country during that time period.

Monk's Record Scoring Night Headlines Classic Win vs. UNC

For all the classic games the Kentucky-North Carolina series has featured, the 2016-17 match-up in Las Vegas was right up there with the best of them thanks to a record-setting scoring day from Malik Monk.

The UK freshman guard scored 47 points -- including the game-winning 3-pointer with 22 seconds to go -- to lead the Wildcats to a thrilling 103-100 victory in the CBS Sports Classic at T-Mobile Arena. Monk set all sorts of milestones with the offensive display, most notably crushing the previous UK freshman scoring record of 35 points, set by Terrence Jones (Jan. 11, 2011) and later tied by Jamal Murray (Feb. 6, 2016). Monk tied the program's all-time leading scorer, Dan Issel, for the sixth-most points ever by a Wildcat in a single game, and scored the most points by a Wildcat since Jodie Meeks recorded the single-game record of 54 points at Tennessee on Jan. 18, 2009.

On a day when both teams were at their near offensive peak -- both teams shot better than 50 percent from both the field and 3-point range -- Monk was just better than everyone else.

It was Kentucky's fourth victory in the last five games vs. North Carolina and its second win over a ranked team this season.

Noteworthy:

- Monk's 47 points are the most ever by a John Calipari-coached player in college. They are also the most in a single game by a Southeastern Conference freshman since LSU's Chris Jackson scored 55 points vs. Ole Miss on March 4, 1989, as well as the second-most points by a freshman in Division I since at least the 1996-97 season
- The 47 points tied the second most ever scored against North Carolina. It's the most since Rick Yuknus (Georgia Tech) scored 47 on Feb. 14, 1970. The record is 48 by Dick Groat on Feb. 29, 1952
- Tied for the sixth-most points in a game in school history, the 47 points are the second most ever by a Kentucky player against a nonconference opponent. Cliff Hagan scored 51 points vs. Temple on Dec. 5, 1953
- It was the first time UK has allowed 100 points in a game since losing to VMI 111-103 on Nov. 14, 2008. It was the first time Kentucky won a game in which it allowed 100 or more points since defeating Alabama 101-100 on March 1, 1979
- It was just the second time in UNC history and the first time in a regulation-length game that UNC lost a game in which it scored 100 points
- The Wildcats outrebounded the nation's No. 1 rebounding team (in terms of rebounding margin) 39-35. It was the first time in UNC's first 12 games it was outrebounded
- The game was the most watched college basketball game of the season across any network, according to CBS. It drew a 2.4 household rating with a 5 share. In other words, 2.4 of all households with a TV set watched the game, while 5 percent of those watching TV at the time tuned in for the game
- The Wildcats scored 103 points, the most Kentucky has ever scored vs. the Tar Heels in a win
- UK shot 54.1 percent from the field, marking the seventh time in 11 games the Cats had made more than half their shots
- Kentucky topped the 100-point plateau for the fourth time this season. It tied the most 100-point games in the Calipari era as the 2009-10 team also achieved the feat

Fox Posts Triple-Double in Record Rout of Arizona State

On a night of record-setting accomplishments and a collective offensive outburst from the Wildcats in a 115-69 win over Arizona State in the Bahamas, one achievement stood out above the rest: De'Aaron Fox's triple-double.

With 14 points, a career-high 11 rebounds and 10 assists in 31 minutes of play, Fox etched his name into the Kentucky record books with just the second triple-double in school history. Chris Mills notched the first and only other triple-double for UK on Dec. 27, 1988.

Fox collected his 10th assist with 4:44 left to play to get the triple-double on a Malik Monk 3-pointer. Coincidentally, the 3-pointer and record-setting assist put the Wildcats over the 100-point mark for the third consecutive game, the first time that's happened since December of 1977. Those were just a few of numerous eye-popping stats from UK's dominating performance on Paradise Island in the Bahamas.

- The total of 115 points was the most of the Calipari era and the most since Dec. 30, 2002, when UK scored 115 in a win over East Tennessee State
- With the 46-point drubbing, this season's Wildcats joined the 1947-48 Kentucky team as the only squads in school history to win their first seven games by at least 21 points. No team in

Wins vs. Losses

In most all of sports it's easy to pinpoint areas of improvement in losses versus a team's wins. The 2016-17 edition of the Kentucky Wildcats is no different. Here's a look at some of the key stats in wins compared with those same stats in losses.

Result	FG%	Opp. FG%	3-Pt. FG%	Opp 3-Pt. FG%	FT%	RPG	APG	TOPG	BPG	SPG	PPG
Wins	.496	.415	.365	.290	.700	41.7	17.3	11.8	5.8	6.3	90.8
Losses	.414	.484	.306	.391	.667	35.6	12.2	13.2	4.8	6.2	76.2

program history has ever done it eight straight times to begin the year

- Kentucky's 33 assists are the high mark of the Calipari era. The 33 assists were two off the school record and the most since setting the school record with 35 on March 14, 1996, vs. San Jose State
- The Wildcats took more shots (84) than they ever have under Calipari thanks to the blazing pace of play
- and tied the Calipari-era mark for the most rebounds in a game
- The 59 rebounds tied Calipari-era mark for the most rebounds in a game
- The last time UK won four consecutive games by at least 31 points was February 1954

UK Leads Nation with 24 Players on NBA Opening-Day Rosters

The Kentucky men's basketball team, the nation's most prolific NBA player-producing program, once again leads the country with 24 players on an opening-day NBA roster. Duke came in second with 19.

Of the 449 players in the NBA to start the 2016-17 season, approximately 5.35 percent played college basketball at UK. Following a blockbuster trade that sent DeMarcus Cousins to the Pelicans to join forces with Anthony Davis, Kentucky's NBA dominance is best represented in Phoenix, New Orleans and Sacramento, where a combined eight Wildcats now play at the highest level of the game.

Eric Bledsoe, Devin Booker, Brandon Knight and Tyler Ulis are all part of the Phoenix Suns roster. Former UK stars Davis and Cousins call New Orleans their home, and Willie Cauley-Stein and Skal Labissiere play for Sacramento.

Using figures compiled by spotrac.com, Kentucky players' current contracts alone are valued at more than \$659 million. Calipari-coached players only (which includes Derrick Rose and Tyreke Evans but not Jodie Meeks or Rajon Rondo) have nearly \$751 million in current contracts. In just the 2016-17 season alone, UK players are slated to make more than \$172 million. Calipari-coached players only will make more than \$183 million. Over the course of their careers, Calipari players have generated approximately \$1.2 billion in total NBA contracts.

The UK players aren't just making the NBA either; they're among the league's best players. The Wildcats are among the league leaders in every major statistical category.

Among the standout performances this season:

- Davis began the season with a 50-point, 15-rebound performance followed by a 45-point, 17-rebound day. According to ESPN Stats & Info, he was the first player to score at least 90 points in the first two games of a season since Michael Jordan (91 in 1986-87)
- In late November, Cousins posted four straight games with at least 30 points, marking the longest such streak by a Kings player since Chris Webber in 2001
- Karl-Anthony Towns posted 47 points and 18 rebounds vs. the New York Knicks on Nov. 30. According to ESPN Stats & Info (at the time), the last six 40-point, 15-rebound games in the NBA were by Kentucky bigs. That streak has since been broken
- Davis had a string of five straight 20-point, 15-rebound performances in late December through early January, making him one of just four players to have done that in the last 30 years, according to ESPN
- John Wall was named the NBA Eastern Conference Player of the Month for December after leading the Eastern Conference in assists (10.7 apg) and steals (2.67 spg) in addition to 24.5 points per game for the month of December
- On Jan. 3, Julius Randle recorded his second triple-double of the season and the third of his career. He and the great Magic Johnson are the only players in Lakers history to record triple-doubles prior to the age of 22
- Booker posted back-to-back 39-point performances vs. Dallas and San Antonio. According to basketball-reference.com, he is the youngest player in NBA history with three 39-point games as well as the youngest player in NBA history to log back-to-back 39-point games. In the game vs. the Mavericks, Booker scored 28 of his 39 points in the fourth quarter, the highest scoring output by a player in a single quarter in Suns franchise history
- Bledsoe posted three games of 40 points or more in a six-game stretch in late January and early February
- Cousins became the fourth player in the NBA this season to have scored at least 45 points and grabbed at least 15 rebounds in a single game when he posted 46 points, 15 rebounds and five assists vs. the Philadelphia 76ers on Jan. 30 while with the Kings. Two of other players are Davis and Towns
- In a head-to-head matchup on Feb. 10, Davis posted 42 points and 13 rebounds while Towns had 36 points and eight boards. According to the Elias Sports Bureau, the last time two players who went to the same college scored 78 or more points in the same NBA game was on April 11, 2014, when Florida's Corey Brewer (51) and Chandler Parsons (27) combined to score 78 points
- Jamal Murray stole the show at the BBVA Rising Stars Challenge at NBA All-Star weekend with a game-high 36 points, 11 assists and nine 3-pointers en route to MVP honors. His 36 points were the fourth most in the history of the game. Murray scored 27 points in the second half
- Davis set an All-Star Game scoring record with 52 points in addition to 10 rebounds to win MVP. The record 52 points easily surpassed Wilt Chamberlain's previous mark of 42 points set in 1962. Davis became the second player from Kentucky to win MVP honors at the NBA All-Star Game, joining Adrian "Odie" Smith (1966)

All-Americans Play at Kentucky

Three different Wildcats -- all freshmen -- were named to at least one preseason All-America Team.

Bam Adebayo was tabbed a preseason second-team All-American by CBSSports.com and a third-team selection by College Basketball Talk, De'Aaron Fox was named a second-team All-American by Sporting News, and Malik Monk was a third-team pick by CBSSports.com.

Of course, those honors are just preseason, but UK has a track record of All-America honors, especially under John Calipari. Ten different Wildcats have earned All-America honors by one of the NCAA-recognized teams under Calipari.

Four Cats Selected to Preseason All-SEC Teams

Four players were selected to the preseason All-SEC squads by both the league's coaches and the Associated Press.

Freshmen Bam Adebayo and De'Aaron Fox were picked to the first team, while sophomore Isaiah Briscoe and freshman Malik Monk were tabbed to the second team.

Arkansas senior forward Moses Kingsley was tabbed the preseason pick for the league's player of the

year award by the AP. The league's coaches do not pick a preseason player of the year.

Justus Moves to Assistant Coach Role; Robic Special Assistant

Joel Justus, who joined Kentucky two seasons ago as the director of analytics and then special assistant to the head coach, moved to one of the three assistant coaching positions for the 2016-17 season. John Robic, who has served as an assistant to Calipari at three different schools since the late 1980s, moved into the special assistant to the head coach role prior to start of practices in late September.

"I feel I have the best staff of people who surround me in the country," John Calipari said at the time of the announcement. "All are strong in areas that I'm weak. All of them understand that the relationships with our current players and working with them every single day to help them get better is the key to their success and this program. No one should look at this in any other way than me trying to shuffle our staff to put them in the best positions to succeed personally and for them to help our program remain the gold standard."

"Kenny (Payne), Tony (Barbee) and I will continue to work on putting the best incoming classes that we can together with young people who want Kentucky as bad as we want them and who understand that the program isn't for everyone. By putting Joel where he is and having him focus on who we need to hone in on, we'll be more prepared than we've ever been, which is scary. Robes will continue to focus on his strength of making us the most well-prepared team in the country and putting our kids in positions to succeed."

#BBN Sets Crowd Roar World Record

Kentucky fans have long been known for being among the loudest anywhere. Now they have the world record to prove it.

With a representative from the Guinness Book of World Records in attendance at the UK-Kansas game, the crowd at Rupp Arena set a world record for the loudest indoor crowd roar when it was measured at 126.4 decibels just before tipoff.

UK Athletics and UK HealthCare's Markey Cancer Center joined forces to encourage fans to #TurnUpRupp and break the previous indoor crowd roar record, which was set by the Sacramento Kings in November 2013. The crowd roar was gauged by natural noise such as cheering and clapping only. No digital or artificial noise was allowed.

The record was short-lived as UK's opponent that day, Kansas, went on to break the record on Feb. 13 against West Virginia.

Keith Bogans Named 2017 SEC Legend

Former Kentucky men's basketball All-American Keith Bogans will represent the Wildcats as a member of the 2017 Southeastern Conference Legends at the SEC Tournament in Nashville, Tennessee. Former greats from all 14 SEC member institutions will be honored at the league tournament, March 8-12 in Bridgestone Arena. Bogans will be honored at halftime of UK's first game of the tournament.

Bogans, a four-year letterwinner from 2000-03, ended his career as one of the program's most prolific scorers. He finished fourth all-time among UK's all-time scorers with 1,923 career points. The 6-foot-5 guard averaged 11.6 points or more in all four seasons at Kentucky, including 17.0 in his sophomore season and 15.7 during his senior campaign.

During the 2002-03 season in which Bogans led the Cats to an SEC regular-season and tournament title, he was named an All-American by the National Association of Basketball Coaches, the Associated Press, the Sporting News and the Basketball Times. He was also the SEC Tournament MVP as a senior.

Bogans was a three-time All-SEC selection, earning first-team honors in 2003, second-team accolades in 2001 and as a member of the All-Freshman Team in 2000. He was also the league's MVP of the tournament in 2003.

Drafted 43rd overall by the Milwaukee Bucks in 2003, Bogans went on to have a successful 11-year NBA career.

Chuck Hayes Inducted into UK Athletics Hall of Fame

Chuck Hayes was inducted into the UK Athletics Hall of Fame as a member of the 2016 class in October.

A fan favorite for relentless defense and tenacious rebounding, he was named the 2005 Southeastern Conference Defensive Player of the Year and still ranks seventh in career rebounds with 910 in program history. He led the team to the 2005 SEC regular-season championship and was a key member on the 2003 and 2004 SEC Tournament titles.

Cousins Wins First Olympic Gold Medal with USA Basketball

Snatching up what seemed like every rebound, former Wildcat DeMarcus Cousins also hauled in the first Olympic gold medal of his career with a strong performance in the championship game of the 2016 Olympics.

With a gold medal on the line, Cousins saved his best for last for USA Basketball. Coming off the bench for a third straight game, Cousins set the tempo early by dominating the paint, sparking Team USA to a 40-15 first-half run, and ultimately to a 96-66 rout of Serbia.

Cousins played as well as he has all tournament, posting 13 points and a game-high 15 rebounds for his third double-digit scoring game of the Olympics. He had 11 points and 12 rebounds by halftime.

The 6-foot-11 forward, who was drafted fifth overall in 2010 after a sensational freshman season at Kentucky, averaged 9.1 points and 5.8 rebounds in eight games at the Olympics. He shot 61.4 percent from the floor, only shooting less than 50 percent in one game during the run.

Cousins is the 10th Wildcat all-time to compete in the Olympics and win a gold medal (not counting Sam Bowie, who was awarded a medal by President Jimmy Carter after the United States boycotted the 1980 Moscow Games), tied with North Carolina and UCLA for the most among all colleges. Cousins is also the third former UK player in a row to win a gold medal. Anthony Davis captured the gold at the last Olympics, in 2012, and Tayshaun Prince was a part of the 2008 gold-medal team. Cousins is the second John Calipari player to win a gold medal, joining Davis.

UK'S RECORD WHEN

KENTUCKY RECORD	ALL	SEC
Leading at halftime:	22-2	12-0
Tied at the half:	1-0	1-0
Trailing at halftime:	0-3	0-2
Shoot 50% or higher:	14-0	7-0
Shoot less than 50%:	9-5	6-2
Shoot higher % than opp.:	18-0	8-0
Shoot lower % than opp.:	5-5	5-2
Opp. shoot worse than 50%:	19-3	10-2
Opp. shoot 50% or higher:	4-2	3-0
Score less than 60 points:	0-0	0-0
Score 60-69 points:	2-1	1-1
Score 70-79 points:	1-2	1-0
Score 80-89 points:	7-1	5-1
Score 90-99 points:	8-1	5-0
Score 100+ points:	5-0	1-0
Opp. score less than 60 pts.:	5-0	3-0
Opp. score 60-69 pts.:	6-0	2-0
Opp. score 70-79 pts.:	7-2	4-0
Opp. score 80-89 points:	4-2	4-2
Opp. score 90-99 points:	0-1	0-0
Opp. score 100+ points:	1-0	0-0
Outrebounded opponent:	19-2	12-1
Outrebounded by opponent:	4-3	1-1
Equal number of rebounds:	0-0	0-0
Fewer turnovers than opp.:	15-3	6-1
Same turnovers as opp.:	2-0	2-0
More turnovers than opp.:	6-2	5-1
Make 8 or more 3-pointers:	11-2	7-0
Make 7 or fewer 3-pointers:	12-3	6-2
Games decided by 5 or fewer:	2-3	1-1
Overtime games:	1-0	1-0
On CBS:	2-1	1-0
On ESPN/ESPN2/ESPNU:	16-4	11-2
On Fox Sports1:	0-0	0-0
On SEC Network/(+):	5-0	1-0
On FSN:	0-0	0-0
vs. SEC at Home:	7-0	7-0
vs. SEC on Road:	5-2	5-2
Games vs. AP ranked opp.:	3-4	1-1
Games following a loss:	4-1	3-0
Games following a win:	18-4	10-2
More points in the paint:	14-1	6-0
Fewer/same pts in the paint:	9-4	7-2
More bench points than opp.:	13-3	8-1
Fewer or same bench pts.:	10-2	5-1
More 2nd-chance points:	15-2	9-1
Fewer or same 2nd-chance pts.:	8-3	4-1
More or same points off TOs:	20-2	11-0
Fewer points off TOs:	3-3	2-2
On Monday:	1-0	0-0
On Tuesday:	8-1	7-1
On Wednesday:	2-1	0-0
On Thursday:	1-0	1-0
On Friday:	2-0	0-0
On Saturday:	6-3	5-1
On Sunday:	3-0	0-0
In November:	7-0	0-0
In December:	4-2	1-0
In January:	7-1	7-0
In February:	5-1	5-1
In March:	0-0	0-0
In April:	0-0	0-0

MISCELLANEOUS STATS

Times Led						Games With									
Player	Pts.	Rebs.	Assts.	Stls.	Blks.	10+ Pts	20+ Pts	10+ Rebs	3+Assts	3+Blks	3+Stls	3+ 3's	Dbl-Dbls	Career DD	
0-Fox	7	2	16	14	1	23	7	1	22	-	5	-	4	4	
1-Killeya-Jones	-	-	-	-	3	1	-	-	-	-	-	-	-	-	
3-Adebayo	2	13	-	5	15	22	3	5	1	7	2	-	4	4	
5-Monk	18	1	2	8	2	28	15	-	10	1	4	15	-	-	
10-David	-	-	-	-	-	-	-	-	-	-	-	-	-	-	
11-Mulder	-	1	-	1	1	4	-	-	-	-	-	4	-	-	
13-Briscoe	3	8	11	6	1	21	5	4	20	-	2	1	4	6	
14-Wynyard	-	-	-	-	-	-	-	-	-	-	-	-	-	-	
15-Humphries	-	3	-	1	5	-	-	-	-	1	1	-	-	-	
20-Calipari	-	-	-	-	1	-	-	-	-	-	-	-	-	-	
25-Hawkins	-	-	2	3	-	1	-	-	8	-	-	-	-	-	
30-Pulliam	-	-	-	-	-	-	-	-	-	-	-	-	-	-	
32-Gabriel	1	4	-	2	11	7	1	2	2	3	1	3	1	1	
35-Willis	1	4	-	2	7	9	-	1	2	1	-	4	-	2	

STARTING LINEUPS

Record	Guard	Guard	Guard	Forward	Forward
16-4	Fox	Monk	Briscoe	Gabriel	Adebayo
4-0	Fox	Monk	Briscoe	Willis	Adebayo
1-0	Fox	Monk	Hawkins	Willis	Adebayo
1-0	Fox	Monk	Hawkins	Gabriel	Adebayo
1-0	Briscoe	Monk	Willis	Adebayo	Humphries
0-1	Briscoe	Monk	Hawkins	Gabriel	Adebayo

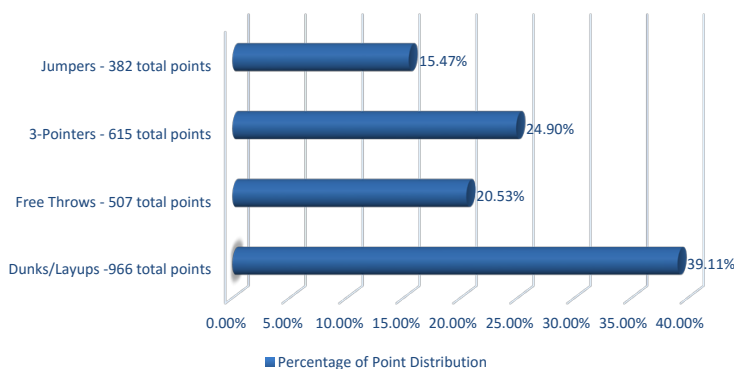
TRACKING THE CATS

Player	Games With			Total
	Charges Drawn	UK's First Sub	Traditional 3-Point Plays	Clutch FT-FTA (Last 5:00/OT)*
0-Fox	1	1	15	18-22 (.818)
1-Killeya-Jones	-	-	1	0-0 (.000)
3-Adebayo	-	-	7	12-18 (.667)
5-Monk	1	-	9	21-27 (.778)
10-David	-	-	-	0-0 (.000)
11-Mulder	-	-	1	0-0 (.000)
13-Briscoe	7	-	10	9-12 (.750)
14-Wynyard	-	-	-	0-0 (.000)
15-Humphries	-	6	2	0-0 (.000)
20-Calipari	-	-	-	0-0 (.000)
25-Hawkins	6	6	3	1-2 (.500)
30-Pulliam	-	-	-	0-0 (.000)
32-Gabriel	9	5	2	0-0 (.000)
35-Willis	-	16	2	1-2 (.500)

*single-digit game with 5:00 to play or OT

HOW THE CATS ARE SCORING

Percentage of Point Distribution



WIN/LOSS MARGIN

MARGIN	W	L
1		
2		1
3	1	1
4		
5	1	1
6	1	1
7	2	
8		
9	2	
10	1	
11-15		
16-20	2	
21+	13	1

TEAM'S FAST FACTS

Shooting Percentage:	.482
Avg. Assists Per Game:	16.4
Points Off Turnovers Avg.:	18.7
Second-Chance Points Avg.:	13.4
Points in the Paint Avg.:	39.9
Fast Break Points Avg.:	12.0
Bench Points Avg.:	21.0
Points Per Possession Avg.:	1.154
Avg. Time of Possession:	14.7

HOW UK SCORED ITS FIRST POINTS

PLAYER	DUNK/LAYUP	JUMPER	3PT	FT
0-Fox	4	1	2	2
1-Killeya-Jones				
3-Adebayo	1			1
5-Monk	1	4		
10-David				
11-Mulder				
13-Briscoe	3		1	2
14-Wynyard				
15-Humphries				
20-Calipari				
25-Hawkins				
30-Pulliam				
32-Gabriel	2	2	1	
35-Willis		1		

GAME-BY-GAME LEADERS

Date	Opponent	Result	Points	Rebounds	Blocks	Steals	Assists
10/30	Clarion #	W, 108-51	Monk - 15	Adebayo - 14^	Willis - 2^	Two with 4^	Briscoe - 11^
11/6	Asbury #	W, 156-63	Fox - 25^	Humphries - 12^	Killea-Jones - 4^	Two with 4^	Two with - 7^
11/11	STEPHEN F. AUSTIN	W, 87-64	Briscoe - 17^	Humphries - 8	Two with 3^	Two with 3^	Fox - 12^
11/13	CANISIUS	W, 93-69	Two with 21 ^	Adebayo - 11^	Adebayo - 3^	Hawkins - 2	Fox - 3^
11/15	vs. #13 Michigan State ¹	W, 69-48	Monk - 23^	Two with 6	Two with 2	Gabriel - 3^	Fox - 6^
11/20	DUQUESNE	W, 93-59	Fox - 16^	Adebayo - 8	Three with 2^	Briscoe - 4^	Fox - 6^
11/23	CLEVELAND STATE	W, 101-70	Monk - 23	Gabriel - 10^	Six with 1^	Two with 2^	Fox - 11^
11/25	UT MARTIN	W, 111-76	Monk - 26^	Adebayo - 12^	Humphries - 2^	Fox - 3^	Hawkins - 9^
11/28	vs. Arizona State ²	W, 115-69	Monk - 23^	Fox - 11^	Adebayo - 3^	Briscoe - 3^	Fox - 10^
12/3	#11 UCLA	L, 97-92	Monk - 24^	Adebayo - 13^	Adebayo - 4^	Monk - 5^	Fox - 9^
12/7	VALPARAISO	W, 87-63	Adebayo - 16	Three with 7	Gabriel - 3^	Briscoe - 2	Fox - 5^
12/11	vs. Hofstra ³	W, 96-73	Monk - 18^	Willis - 8^	Three with 2^	Willis - 2^	Briscoe - 6^
12/17	vs. #7 North Carolina ⁴	W, 103-100	Monk - 47^	Two with 7^	Two with 1^	Fox - 2^	Fox - 10^
12/21	at #10 Louisville	L, 73-70	Fox - 21	Two with 9^	Two with 2^	Fox - 2^	Two with 3
12/29	at Ole Miss	W, 99-76	Monk - 34^	Briscoe - 10	Adebayo - 3^	Two with 3^	Briscoe - 11^
1/3	TEXAS A&M	W, 100-58	Monk - 26^	Humphries - 6^	Adebayo - 3^	Adebayo - 3^	Briscoe - 7^
1/7	ARKANSAS	W, 97-71	Fox - 27^	Briscoe - 8^	Two with 2^	Three with 1^	Fox - 6^
1/10	at Vanderbilt	W, 87-81	Briscoe - 23^	Three with 7	Gabriel - 1^	Two with 1^	Briscoe - 5^
1/14	AUBURN	W, 92-72	Monk - 24^	Gabriel - 16^	Adebayo - 3^	Three with 1^	Monk - 6^
1/17	at Mississippi State	W, 88-81	Fox - 21	Gabriel - 8^	Gabriel - 3^	Briscoe - 2	Fox - 5^
1/21	#24/24 S. CAROLINA	W, 85-69	Monk - 27	Willis - 7^	Humphries - 2^	Hawkins - 7^	Adebayo - 2^
1/24	at Tennessee	L, 82-80	Monk - 25^	Briscoe - 14^	Three with 3	Fox - 2	Briscoe - 5
1/28	#2/1 KANSAS	L, 79-73	Two with 18	Two with 8	Willis - 2^	Two with 2^	Briscoe - 6^
1/31	GEORGIA	W, 90-81 (OT)	Monk - 37^	Briscoe - 11	Monk - 3^	Monk - 3^	Briscoe - 8^
2/4	at #24/23 Florida	L, 88-66	Fox - 19	Adebayo - 7	Three with 1	Adebayo - 4^	Briscoe - 3
2/7	LSU	W, 92-85	Two with 23	Adebayo - 9^	Two with 1^	Fox - 3^	Fox - 6^
2/11	at Alabama	W, 67-58	Monk - 17	Briscoe - 11^	Gabriel - 3^	Three with 2^	Briscoe - 4^
2/14	TENNESSEE	W, 83-58	Monk - 20^	Adebayo - 12^	Gabriel - 2^	Three with 2^	Two with 6^
2/18	at Georgia	W, 82-77	Two with 16	Willis - 12^	Adebayo - 2^	Monk - 3^	Two with 5^
2/21	at Missouri	W, 72-62	Adebayo - 22^	Adebayo - 15^	Adebayo - 3^	Two with 1	Fox - 4^
2/25	FLORIDA						
2/28	VANDERBILT						
3/4	at Texas A&M						

^ - Game Leader

Times Led
PointsTimes Led
ReboundsTimes Led
BlocksTimes Led
StealsTimes Led
Assists

1 - New York (Champions Classic)
 2 - Bahamas
 3 - Brooklyn, N.Y.
 4 - Las Vegas (CBS Sports Classic)
 * - SEC Tournament (Nashville, Tenn.)
 + - NCAA Tournament (Des Moines, Iowa)
 # - exhibition contest

Monk - 18
 Fox - 7
 Briscoe - 3
 Adebayo - 2
 Gabriel - 1
 Willis - 1

Adebayo - 13
 Briscoe - 8
 Gabriel - 4
 Willis - 4
 Humphries - 3
 Fox - 2
 Monk - 1
 Mulder - 1
 Adebayo - 15
 Gabriel - 11
 Willis - 7
 Humphries - 5
 Killea-Jones - 3
 Monk - 2
 Briscoe - 1
 Calipari - 1
 Fox - 1
 Mulder - 1

Fox - 14
 Monk - 8
 Briscoe - 6
 Adebayo - 5
 Hawkins - 3
 Gabriel - 2
 Willis - 2
 Humphries - 1
 Mulder - 1

Fox - 16
 Briscoe - 11
 Hawkins - 2
 Monk - 2



THE LAST TIME ...

INDIVIDUALS

SCORING

Scored 25 points: Malik Monk (37) vs. Georgia, 1/31/17

Scored 30 points: Malik Monk (37) vs. Georgia, 1/31/17

Scored 35 Points: Malik Monk (37) vs. Georgia, 1/31/17

Scored 40 points: Malik Monk (47) vs. North Carolina, 12/17/16

Scored 45 points: Malik Monk (47) vs. North Carolina, 12/17/16

Scored 50 points: Jodie Meeks (54) at Tennessee, 1/13/09

Two players had 20 points: Malik Monk (23), Wenyen Gabriel (23) vs. LSU, 2/7/17

Three players had 20 points: DeMarcus Cousins (27)/John Wall (21)/Patrick Patterson (20) vs. Sam Houston State, 11/19/09

Two players had 30 points: Patrick Patterson (33) and Jodie Meeks (32) vs. Tennessee State, 12/22/08

Scored 20 points in two straight games: Malik Monk (2) 1/21/17 - 1/24/17

Scored 20 points in six straight games: Malik Monk (4) 11/23/16 - 12/3/16

Scored 20 points in four straight games: Malik Monk (4) 11/23/16 - 12/3/16

Scored 20 points in five straight games: Jamal Murray (12) 2/2/16 - 3/12/16

Scored 20 points in six straight games: Jamal Murray (12) 2/2/16 - 3/12/16

Scored 20 points in seven straight games: Jamal Murray (12) 2/2/16 - 3/12/16

Scored 20 points in eight straight games: Jamal Murray (12) 2/2/16 - 3/12/16

Scored 20 points in nine straight games: Jamal Murray (12) 2/2/16 - 3/12/16

Scored 20 points in 10 straight games: Jamal Murray (12) 2/2/16 - 3/12/16

Scored 20 points in 11 straight games: Jamal Murray (12) 2/2/16 - 3/12/16

Scored 20 points in 12 straight games: Jamal Murray (12) 2/2/16 - 3/12/16

Scored 20 points in 15 straight games: Dan Issel (18) 12/1/69 - 2/7/70

Scored 25 points in three straight games: Tayshaun Prince (3) 3/11/01-3/17/01

Scored 30 points in two straight games: Jodie Meeks vs. Appalachian State (46) 12/20/08; vs. Tennessee State (32) 12/22/08

Scored 30 points in three straight games: Dan Issel (6) 2/14/70 - 3/2/70

Scored in double figures in 10 straight games: Malik Monk (28) 11/11/16-2/21/17

Scored in double figures in 15 straight games: Malik Monk (28) 11/11/16-2/21/17

Scored in double figures in 20 straight games: Malik Monk (28) 11/11/16-2/21/17

Scored in double figures in 25 straight games: Malik Monk (28) 11/11/16-2/21/17

Scored in double figures in 30 straight games: Jamal Murray (34) 11/17/15 - 3/19/16

Scored in double figures in 33 straight games: Jamal Murray (34) 11/17/15 - 3/19/16

Scored in double figures in 34 straight games: Jamal Murray (34) 11/17/15 - 3/19/16

Scored in double figures in 35 straight games: Kenny Walker (36) 11/14/85 - 3/22/86

Five players scored in double figures: Malik Monk (20), Derek Willis (16), De'Aaron Fox (13), Isaiah Briscoe (12), Dominique Hawkins (10) vs. Tennessee, 2/14/17

Six players scored in double figures: Malik Monk (23), Isaiah Briscoe (20), De'Aaron Fox (14), Bam Adebayo (12), Derek Willis (11), Wenyen Gabriel (10) vs. Arizona State, 11/28/16

Seven players scored in double figures: Randolph Morris (17), Kelenna Azubuike

(15), Patrick Sparks (14), Chuck Hayes (12), Rajon Rondo (11), Ravi Moss (10) and Ramel Bradley (10) vs. Mississippi State 2/19/05,

Four players with 15 or more points: Malik Monk (26), De'Aaron Fox (16), Bam Adebayo (15), Wenyen Gabriel (15) vs. UT Martin, 11/25/16

DOUBLE-DOUBLES

Double-double: Bam Adebayo (22 points, 15 rebounds) at Missouri, 2/21/17

Triple-double: Isaiah Briscoe (19 points, 11 rebounds, 10 assists) at Ole Miss, 12/29/16

20-10 (rebs) game: Bam Adebayo (22 points, 15 rebounds) at Missouri, 2/21/17

20-10 (assts) game: De'Aaron Fox (24 points, 10 assists) vs. North Carolina, 12/17/16

20-15 game: Bam Adebayo (22 points, 15 rebounds) at Missouri, 2/21/17

30-10 game: Tayshaun Prince (33 points, 11 rebounds) vs. Tennessee State, 12/22/98

Back-to-back 20-10 games: Julius Randle (3) 11/8/13 - 11/10/13

Three straight 20-10 games: Julius Randle (3) 11/8/13 - 11/12/13

Double-double in points and rebs.: Double-double: Bam Adebayo (22 points, 15 rebounds) at Missouri, 2/21/17

Double-double in points and assists: Isaiah Briscoe (19 points, 10 assists) at Ole Miss, 12/29/16

Double-double in points and blocks: Never

Double-double in points and steals: Never

Double-double in two consecutive games: Tyler Ulis (19 pts, 11 assts) at Florida, (3/5/16), (14 pts, 14 assts) vs. LSU, 3/5/16)

Double-double in three consecutive games: - Julius Randle (19p, 15r) vs. Kansas State, 3/21/14; (13 p, 10 r), vs. Wichita State, 3/23/14; (15 p, 12 r), vs. Louisville, 3/28/14; (16 p, 11 r), vs. Michigan, 3/30/14

Double-double in four consecutive games: Julius Randle (19p, 15r) vs. Kansas State, 3/21/14; (13 p, 10 r), vs. Wichita State, 3/23/14; (15 p, 12 r), vs. Louisville, 3/28/14; (16 p, 11 r), vs. Michigan, 3/30/14

Double-double in five consecutive games: Julius Randle (14p, 10r) at Arkansas, (2/27/14); (10p, 15r) at South Carolina (3/1/14); (12 p, 11 r) vs. Alabama, (3/4/14); (16 p, 10 r) at Florida, (3/8/14); (17 p, 16 r) vs. LSU, (3/14/14); (12 p, 11 r) vs. Georgia, (3/15/14)

Double-double in six consecutive games: Julius Randle (14p, 10r) at Arkansas, (2/27/14); (10p, 15r) at South Carolina (3/1/14); (12 p, 11 r) vs. Alabama, (3/4/14); (16 p, 10 r) at Florida, (3/8/14); (17 p, 16 r) vs. LSU, (3/14/14); (12 p, 11 r) vs. Georgia, (3/15/14)

Double-double in seven consecutive games: Julius Randle (7) 11/18/13-11/27/13

Double-double in 10 consecutive games: Jim Andrews, 1972-73 season

Two players record double-doubles: De'Aaron Fox (16 points, 11 assists), Wenyen Gabriel (10 points, 10 rebounds) vs. Cleveland State, 11/23/16

Three players record double-doubles: DeMarcus Cousins (19 pts, 14 rebs)/Patrick Patterson (19 pts, 10 rebs)/John Wall (18 pts, 10 rebs) at Mississippi State, 2/16/10

Four players record double-doubles: Jack Givens (30 pts, 13 rebs)/Kyle Macy (16 pts, 10 assts)/Mike Phillips (22 pts, 18 rebs)/Rick Robey (23 pts, 13 rebs) vs. Southern Methodist, 11/26/77

Five players record double-doubles: Never

FIELD GOALS

Made 12 FG in a game: Bam Adebayo (12) at Ole Miss, 12/29/16

Made 15 FG in a game: Malik Monk (18) vs. North Carolina, 12/17/16

Made 16 FG in a game: Malik Monk (18) vs. North Carolina, 12/17/16

Made 17 FG in a game: Malik Monk (18) vs. North Carolina, 12/17/16

Made 18 FG in a game: Malik Monk (18) vs. North Carolina, 12/17/16

Made 19 FG in a game: Dan Issel (19) vs. Alabama, 2/23/70

Made 20 FG in a game: Dan Issel (23) vs. Ole Miss, 2/7/70

Made 21 FG in a game: Dan Issel (23) vs. Ole Miss, 2/7/70

Made 22 FG in a game: Dan Issel (23) vs. Ole Miss, 2/7/70

Made 23 FG in a game: Dan Issel (23) vs. Ole Miss, 2/7/70

Attempted 17 FG in a game: Malik Monk (18) vs. Tennessee, 2/14/17

Attempted 18 FG in a game: Malik Monk (18) vs. Tennessee, 2/14/17

Attempted 19 FG in a game: Malik Monk (21) vs. Georgia, 1/31/17

Attempted 20 FG in a game: Malik Monk (21) vs. Georgia, 1/31/17

Attempted 25 FG in a game: Malik Monk (28) vs. North Carolina, 12/17/16

3-POINTERS

Made 5 3-pointers in a game: Malik Monk (7) vs. Georgia, 1/31/17

Made 6 3-pointers in a game: Malik Monk (7) vs. Georgia, 1/31/17

Made 7 3-pointers in a game: Malik Monk (7) vs. Georgia, 1/31/17

Made 8 3-pointers in a game: Malik Monk (8) vs. North Carolina, 12/17/16

Made 9 3-pointers in a game: Jodie Meeks (10) at Tennessee, 1/13/09

Made 10 3-pointers in a game: Jodie Meeks (10) at Tennessee, 1/13/09

Made 11 3-pointers in a game: Never

Attempted 10 3-pointers in a game: Malik Monk (11) vs. Georgia, 1/31/17

Attempted 15 3-pointers in a game: Jodie Meeks (15) at Tennessee, 1/13/09

Attempted 16 3-pointers in a game: Derrick Miller (16) vs. LSU 2/15/90

Attempted 17 3-pointers in a game: Derrick Miller (19) vs. Kansas 12/6/89

Attempted 18 3-pointers in a game: Derrick Miller (19) vs. Kansas 12/6/89

Attempted 19 3-pointers in a game: Derrick Miller (19) vs. Kansas 12/6/89

Made a 3-pointer in 10 straight games: Malik Monk (10), 1/21/17-2/21/17

Made a 3-pointer in 15 straight games: Jamal Murray (36), 11/13/15 - 3/19/16, Derek Willis (17), 1/12/16 - 3/17/16

Made a 3-pointer in 20 straight games: Jamal Murray (36), 11/13/15 - 3/19/16

Made a 3-pointer in 30 straight games: Jamal Murray (36), 11/13/15 - 3/19/16

Made two 3-pointers in 10 straight games: Jamal Murray (17), 1/23/16 - 3/17/16

Made three 3-pointers in 10 straight games: Gerald Fitch (20) 1/14/03 - 3/23/03

Made three 3-pointers in 15 straight games: Gerald Fitch (20) 1/14/03 - 3/23/03

Made three 3-pointers in 20 straight games: Gerald Fitch (20) 1/14/03 - 3/23/03

Made three 3-pointers in 25 straight games: Keith Bogans (29) 3/14/02 - 2/26/03

FREE THROWS

Made 8 FT in a game: Bam Adebayo (10) at Missouri, 2/21/17

Made 9 FT in a game: Bam Adebayo (10) at Missouri, 2/21/17

Made 10 FT in a game: Bam Adebayo (10) at Missouri, 2/21/17

Made 11 FT in a game: Isaiah Briscoe (11) vs. Georgia, 1/31/17

Made 12 FT in a game: Tyler Ulis (12) at Tennessee, 2/2/16

Made 13 FT in a game: Tyler Ulis (14) at Arkansas, 1/21/16

Made 14 FT in a game: Tyler Ulis (14) at Arkansas, 1/21/16

Made 15 FT in a game: Rodrick Rhodes (16) vs. Ole Miss 1/18/95

Made 16 FT in a game: Rodrick Rhodes (16) vs. Ole Miss 1/18/95

Made 17 FT in a game: Dwight Anderson (18) vs. Mississippi State 2/12/79

Made 18 FT in a game: Dwight Anderson (18) vs. Mississippi State 2/12/79

Attempted 10 FT in a game: Bam Adebayo (13), at Missouri 2/21/17

Attempted 15 FT in a game: Isaiah Briscoe (15) vs. Georgia, 1/31/17

Attempted 20 FT in a game: Heshimu Evans (20) vs. Ole Miss 3/5/99

REBOUNDS

15 Rebs: Bam Adebayo (15) at Missouri, 2/21/17

16 Rebs: Wenyen Gabriel (16) vs. Auburn, 1/14/17

20 Rebs: Jared Prickett (20) vs. Arkansas 2/9/94

25 Rebs: Mike Phillips (28) vs. Tennessee 1/10/76

30 Rebs: Cotton Nash (30) vs. Ole Miss 2/8/64

34 Rebs: Bob Burrow (34) vs. Temple 12/10/55

10+ Rebs in three consecutive games: Julius Randle (4) 3/21/14 - 3/30/14

10+ Rebs in four consecutive games: Julius Randle (4) 3/21/14 - 3/30/14

10+ Rebs in five consecutive games: Julius Randle (10) 2/12/14 - 3/15/14

10+ Rebs in six consecutive games: Julius Randle (10) 2/12/14 - 3/15/14

10+ Rebs in seven consecutive games: Julius Randle (10) 2/12/14 - 3/15/14

10+ Rebs in eight consecutive games: Julius Randle (10) 2/12/14 - 3/15/14

10+ Rebs in nine consecutive games: Julius Randle (10) 2/12/14 - 3/15/14

10+ Rebs in 10 consecutive games: Julius Randle (10) 2/12/14 - 3/15/14

Two players had 10 rebounds: Derek Willis (12) and Tyler Ulis (10) at Auburn, 1/16/16

Three players had 10 rebounds: Michael Kidd-Gilchrist (19), Terrence Jones (11), Anthony Davis (10) vs. Louisville, 12/31/11



THE LAST TIME ...

ASSISTS

- 6 assists:** De'Aaron Fox (6), Isaiah Briscoe (6) vs. Tennessee, 2/14/17
- 7 assists:** Isaiah Briscoe (8) vs. Georgia, 1/31/17
- 8 assists:** Isaiah Briscoe (8) vs. Georgia, 1/31/17
- 9 assists:** Isaiah Briscoe (11) at Ole Miss, 12/29/16
- 10 assists:** Isaiah Briscoe (11) at Ole Miss, 12/29/16
- 11 assists:** Isaiah Briscoe (11) at Ole Miss, 12/29/16
- 12 assists:** De'Aaron Fox (12) vs. Stephen F. Austin, 11/11/16
- 13 assists:** Tyler Ulis (14) vs. LSU, 3/5/16
- 14 assists:** Tyler Ulis (14) vs. LSU, 3/5/16
- 15 assists:** John Wall (16) vs. Hartford, 12/29/09
- 16 assists:** John Wall (16) vs. Hartford, 12/29/09
- 5+ assists in four consecutive games:** De'Aaron Fox (6) 11/15/16 - 12/3/16
- 8+ assists in two consecutive games:** De'Aaron Fox (2) 11/25/16 - 12/3/16

BLOCKS

- 4 blocks:** Bam Adebayo (4) vs. UCLA, 12/3/16
- 5 blocks:** Skal Labissiere (6) vs. Stony Brook, 3/17/16
- 6 blocks:** Skal Labissiere (6) vs. Stony Brook, 3/17/16
- 7 blocks:** Karl-Anthony Towns (7) vs. Vanderbilt, 1/20/15
- 8 blocks:** Willie Cauley-Stein (9) vs. Boise State, 12/10/13
- 9 blocks:** Willie Cauley-Stein (9) vs. Boise State, 12/10/13
- 10 blocks:** Nerlens Noel (12) at Ole Miss, 1/29/13
- 11 blocks:** Nerlens Noel (12) at Ole Miss, 1/29/13
- 12 blocks:** Nerlens Noel (12) at Ole Miss, 1/29/13

STEALS

- 4 steals:** Malik Monk (5) vs. UCLA, 12/3/16
- 5 steals:** Malik Monk (5) vs. UCLA, 12/3/16
- 6 steals:** Tyler Ulis (6) vs. Ole Miss, 1/2/16
- 7 steals:** Rajon Rondo (8) vs. Mississippi State, 2/19/05
- 8 steals:** Rajon Rondo (8) vs. Mississippi State, 2/19/05

MINUTES

- Played every minute:** Isaiah Briscoe (45) vs. Georgia, 1/31/17
- Played 40+ minutes:** Malik Monk (44), Isaiah Briscoe (45) vs. Georgia, 1/31/17
- Played more than 50 minutes:** Patrick Patterson (50) vs. Vanderbilt, 1/12/08

FOULS

- Fouled put:** Isaiah Briscoe at Missouri, 2/21/17
- Two players fouled out:** Isaiah Briscoe and Alex Poythress at Florida, 3/1/16
- Three players fouled out:** Skal Labissiere, Marcus Lee, Alex Poythress, Derek Willis at Kansas, 1/30/16
- Four players fouled out:** Skal Labissiere, Marcus Lee, Alex Poythress, Derek Willis at Kansas, 1/30/16
- Technical foul:** John Calipari at Missouri, 2/21/17

TEAM

STARTS

- Started four freshmen:** Bam Adebayo, De'Aaron Fox, Wenyen Gabriel, Malik Monk at Missouri, 2/21/17
- Started five freshmen:** Aaron Harrison, Andrew Harrison, Dakari Johnson, Julius Randle, James Young vs. Connecticut, 4/7/14

SCORING

- Scored 90 or more points:** 92 vs. LSU, 2/7/17 (W, 92-85)
- Scored 90 or more points (SEC game):** 92 vs. LSU, 2/7/17 (W, 92-85)
- Scored 100 or more points:** 100 vs. Texas A&M, 1/3/17 (W, 100-58)
- Scored 100 or more points (SEC game):** 100 vs. Texas A&M, 1/3/17 (W, 100-58)
- Scored 110 or more points:** 115 vs. Arizona State, 11/28/16 (W, 115-69)
- Scored 110 or more points (SEC game):** 110 vs. Auburn, 2/21/15 (W, 110-75)
- Scored 120 or more points:** 120 vs. Vanderbilt, 2/7/96 (W, 120-81)
- Scored 120 or more points (SEC game):** 120 vs. Vanderbilt, 2/7/96 (W, 120-81)
- Scored 130 or more points:** 143 vs. Georgia, 2/27/56 (W, 143-66)
- Scored 140 or more points:** 143 vs. Georgia, 2/27/56 (W, 143-66)
- Scored 150 or more points:** Never
- Scored less than 50 points:** 48 vs. Vanderbilt, 3/15/13 (L, 64-48)
- Scored 100 points in two consecutive games:** vs. Cleveland State (11/23/16), vs. UT Martin (11/25/16), vs. Arizona State (11/28/16)
- Scored 100 points in three consecutive games:** vs. Cleveland State (11/23/16), vs. UT Martin (11/25/16), vs. Arizona State (11/28/16)
- Scored 100 points in consecutive SEC games:** 2/27/56-3/3/56

OPPONENT SCORING

- Allowed 90 or more points:** 100 vs. North Carolina, 12/17/16 (W, 103-100)
- Allowed 90 or more points (SEC game):** 90 by Georgia, 3/4/09 (L, 90-85)
- Allowed 100 or more points:** 100 vs. North Carolina, 12/17/16 (W, 103-100)
- Allowed 100 or more points (SEC game):** 101 by Arkansas, 2/10/93 (L, 101-94)
- Allowed less than 50 points:** 48 vs. Michigan State, 11/15/16 (W, 69-48)
- Allowed less than 50 points (SEC game):** 48 vs. Georgia, 2/9/16 (W, 82-48)

SHOOTING PERCENTAGES

- Shot 70% from the field:** .722 vs. Mississippi St., 2/15/86
- Shot 65% from the field:** .677 vs. LIU Brooklyn, 11/23/12
- Shot 30% or less from the field:** .281 at Texas A&M (1/10/15)
- Allowed 50% shooting:** .509 at Georgia, 2/18/17
- Allowed 60% shooting:** .640 by Florida, 3/4/07
- Allowed 20% or less shooting:** .197 by Montana State, 11/23/14 (12-61)
- Allowed 30% or less shooting:** .263 by Stony Brook, 3/17/16 (20-76)
- Held opponent to zero 3-pointers:** at Auburn, 1/19/13 (0-15)

FREE THROWS

- Shot 90% or better from FT line:** 90.0 (9-10) vs. Wisconsin (4/4/15)
- Shot 100% from FT Line:** 11-11 vs. Florida, 2/7/12

- Shot 50% or less from FT line:** .435 (10-23) at Vanderbilt, 2/27/16
- Attempted 40 FT:** vs. Arkansas (40), 1/7/17
- Attempted five or less FT:** vs. South Carolina (4) 1/21/06
- Made 30 FT:** 30 vs. Auburn, 3/14/15 (30-35)

3-POINTERS

- Hit 10 3-pointers:** 11 vs. Tennessee, 2/14/17 (11-25)
- Hit 11 3-pointers:** 11 vs. Tennessee, 2/14/17 (11-25)
- Hit 12 3-pointers:** 13 vs. Texas A&M, 1/3/17 (13-25)
- Hit 13 3-pointers:** 13 vs. Texas A&M, 1/3/17 (13-25)
- Hit 14 3-pointers:** 15 vs. Georgia, 3/1/12 (15-27)
- Hit 15 3-pointers:** 15 vs. Georgia, 3/1/12 (15-27)
- Hit 16 3-pointers:** 16 vs. UNC-Asheville, 12/23/96 (16-33)
- Hit 17 3-pointers:** 20 vs. LSU, 3/4/95 (20-35)
- Hit 18 3-pointers:** 20 vs. LSU, 3/4/95 (20-35)
- Hit 19 3-pointers:** 20 vs. LSU, 3/4/95 (20-35)
- Hit 20 3-pointers:** 20 vs. LSU, 3/4/95 (20-35)
- Hit 21 3-pointers:** 21 vs. North Carolina, 12/27/89 (21-48)
- Hit 22 3-pointers:** Never

SCORING MARGINS

- Won game by 50 points or more:** 58 vs. Montana State (W, 86-28) 11/23/14
- Won game by 60 points or more:** 62 vs. Vanderbilt (W, 106-44) 3/5/03
- Won game by 70 points or more:** 74 vs. Tennessee-Martin (W, 124-50) 11/26/94
- Lost game by 30 points or more:** 30 at Tennessee (L, 88-58) 2/16/13
- Lost game by 40 points or more:** 41 at Vanderbilt (L, 93-52) 2/12/08
- Lost game by 50 points or more:** 55 at Kansas (L, 150-95) 12/9/89
- Lost game by 60 points or more:** 70 vs. Central (L, 87-17) 1/28/1910
- Lost game by 70 points or more:** 70 vs. Central (L, 87-17) 1/28/1910
- Game decided by one point:** vs. Wisconsin, 4/5/14 (W, 74-73)
- Game decided by two points:** at Tennessee 1/24/17 (L, 82-80)
- Game decided by three points:** at Louisville, 12/21/16 (L, 73-70)
- Two consecutive games decided by one point:** vs. North Carolina (W, 73-72) 12/3/11 and at Indiana (L, 73-72) 12/10/11
- Three consecutive games decided by one point:** Never
- Two consecutive games decided by two points:** at Ole Miss (L, 71-69) 2/1/11 and Florida (L, 70-68) 2/5/11
- Came back from 10-point deficit for win:** W, 90-81 (OT) vs. Georgia. (1/31/17); Trailed by 14 at 19-5 (14:07 in 1st)
- Came back from 11-point deficit for win:** W, 90-81 (OT) vs. Georgia. (1/31/17); Trailed by 14 at 19-5 (14:07 in 1st)
- Came back from 12-point deficit for win:** W, 90-81 (OT) vs. Georgia. (1/31/17); Trailed by 14 at 19-5 (14:07 in 1st)
- Came back from 13-point deficit for win:** W, 90-81 (OT) vs. Georgia. (1/31/17); Trailed by 14 at 19-5 (14:07 in 1st)
- Came back from 14-point deficit for win:** W, 90-81 (OT) vs. Georgia. (1/31/17); Trailed by 14 at 19-5 (14:07 in 1st)
- Came back from 15-point deficit for win:** W, 72-70 vs. Miami (Ohio) (11/16/09); Trailed by 18 at 36-18 (7:04 in 1st)
- Came back from 16-point deficit for win:** W, 72-70 vs. Miami (Ohio) (11/16/09); Trailed by 18 at 36-18 (7:04 in 1st)

- Came back from 17-point deficit for win:** W, 72-70 vs. Miami (Ohio) (11/16/09); Trailed by 18 at 36-18 (7:04 in 1st)
- Came back from 18-point deficit for win:** W, 72-70 vs. Miami (Ohio) (11/16/09); Trailed by 18 at 36-18 (7:04 in 1st)
- Came back from 19-point deficit for win:** W, 80-77 vs. Florida (3/2/94); Trailed by 19 at 33-14 (7:00 in 1st)
- Came back from 20-point deficit for win:** W, 99-95 at LSU (2/15/94); Trailed by 31 at 68-37 (15:34 in 2nd)
- Came back from 30-point deficit for win:** W, 99-95 at LSU (2/15/94); Trailed by 31 at 68-37 (15:34 in 2nd)
- Came back from 31-point deficit for win:** W, 99-95 at LSU (2/15/94); Trailed by 31 at 68-37 (15:34 in 2nd)

REBOUNDS

- Pulled down 50 rebounds:** 59 (20-39) vs. Arizona State, 11/28/16
- Pulled down 55 rebounds:** 59 (20-39) vs. Arizona State, 11/28/16
- Pulled down 60 rebounds:** 62 (19-43) vs. Morehead State, 12/16/96

OVERTIME GAMES

- Played an overtime game:** vs. Georgia, 1/31/17 (W, 90-81 OT)
- Won an overtime game:** vs. Georgia, 1/31/17 (W, 90-81 OT)
- Played an SEC overtime game:** vs. Georgia, 1/31/17 (W, 90-81 OT)
- Won an SEC overtime game:** vs. Georgia, 1/31/17 (W, 90-81 OT)
- Lost an overtime game:** at Texas A&M, 2/20/16 (L, 79-77 OT)
- Lost an SEC overtime game:** at Texas A&M, 2/20/16 (L, 79-77 OT)
- Played an overtime game in SEC Tournament:** vs. Texas A&M, 3/13/16 (W, 82-77 OT)
- Won an overtime game in SEC Tournament:** vs. Texas A&M, 3/13/16 (W, 82-77 OT)
- Played two overtimes:** at Texas A&M, 1/10/15 (W, 70-64 2ot)
- Played three overtimes:** vs. Temple 12/7/57 (W, 85-83)
- Played four overtimes:** Never played four overtime game
- Played consecutive games that went to overtime:** 1/6/15 vs. Ole Miss (W, 89-86) and 1/10/15 at Texas A&M (70-64)





The GREATEST tradition in the history of college basketball.

FAST FACTS

Year Opened:	1976
First Game:	Nov. 27, 1976
All-Time Record:	559-66 (.89.4)
Record Under Coach Cal:	132-6 (.95.7)
Capacity:	23,000
Record Crowd:	24,479 (Jan. 20, 2010)
Longest Winning Streak:	54 (11/9/10-12/1/12)
Current Winning Streak:	3

YEAR-BY-YEAR RECORDS

Season	W-L	Pct.	Start
2016-17	13-2	.867	5-0
2015-16	17-0	1.000	17-0
2014-15	19-0	1.000	19-0
2013-14	16-2	.889	14-0
2012-13	16-2	.889	3-0
2011-12	18-0	1.000	18-0
2010-11	15-0	1.000	15-0
2009-10	18-0	1.000	18-0
2008-09	12-6	.667	3-0
2007-08	14-4	.778	1-0
2006-07	14-2	.875	10-0
2005-06	10-5	.667	4-0
2004-05	14-1	.933	7-0
2003-04	11-2	.846	3-0
2002-03	12-1	.923	1-0
2001-02	12-3	.800	0-1
2000-01	11-1	.917	0-1
1999-2000	14-0	1.000	14-0
1998-99	12-1	.923	6-0
1997-98	9-3	.750	4-0
1996-97	12-1	.923	12-0
1995-96	13-0	1.000	13-0
1994-95	12-1	.923	2-0
1993-94	13-1	.929	11-0
1992-93	16-0	1.000	16-0
1991-92	15-2	.882	1-0
1990-91	13-0	1.000	13-0
1989-90	13-2	.867	5-0
1988-89	8-6	.571	0-1
1987-88	14-2	.875	8-0
1986-87	13-2	.867	5-0
1985-86	18-0	1.000	18-0
1984-85	11-3	.786	1-0
1983-84	16-0	1.000	16-0
1982-83	14-1	.933	8-0
1981-82	15-1	.938	15-0
1980-81	15-0	1.000	15-0
1979-80	12-3	.800	6-0
1978-79	11-4	.733	3-0
1977-78	16-0	1.000	16-0
1976-77	12-2	.857	4-0
Total	559-66	.894	

NEED-TO-KNOW NOTES

Cats Rock at Rupp

UK has won 215 of its last 244 home games, including a 54-game winning streak in the venerable arena to begin the John Calipari era and a recent 42-game winning streak. All-time, the Wildcats are 559-66 (.894) in Rupp Arena.

Among the most notable marks of dominance in the nation's toughest venue to play include:

- The Wildcats are 300-40 (.882) in regular-season SEC games in the building
- Kentucky set a new program home record of 19 wins in 2014-15
- The Wildcats have gone undefeated at home in five of John Calipari's seven seasons, including 2014-15 and 2015-16
- Overall, UK has posted a perfect mark in 13 of Rupp Arena's 40 seasons

Cal Owns Longest Win Streaks in Rupp

With UK's 2011-12 season-opening victory over Marist, UK head coach John Calipari recorded his 34th consecutive win in Rupp Arena as UK's head coach. It broke former UK head coach Rick Pitino's longest streak of 33 games in the venue.

The winning streak reached as long as 54 games. Calipari didn't suffer his first loss in Rupp Arena until losing to Baylor in his fourth season. The 54-game run, however, was his longest career winning streak. He also had the second-longest streak in the arena as the Cats won 42 straight from March 4, 2014 to Nov. 25, 2016.

Pack the House

Kentucky has led the nation in average home attendance in 18 of the last 21 seasons, including a Rupp Arena record of 24,110 in John Calipari's first season (2009-10) as head coach.

- Kentucky averaged 23,362 fans during the 2015-16 season
- UK has averaged 23,000 or more fans in six of Calipari's seven seasons

The Top-Ranked Team at Home

Kentucky has lost just three times at home as the Associated Press top-ranked team in the history of the program and just twice in Rupp Arena. Prior to the loss to UCLA by three on Dec. 3, the other two losses came by just one point.

The Wildcats are 53-2 all-time as the AP No. 1 team in Rupp Arena since its opening in 1976. The first loss was to Auburn, 53-52, on Jan. 9, 1988.

Coach Cal in Rupp Arena

It's been downright difficult to beat the Wildcats at Rupp Arena during the John Calipari era. UK is 132-6 (.957) at Rupp Arena under Calipari.

- UK is 17-3 (.850) vs. ranked opponents in Rupp in the Calipari era
- The Wildcats are 115-3 (.975) vs. unranked teams in Rupp under Calipari
- UK is 68-3 (.958) at home vs. nonconference foes under Calipari
- Calipari notched his 100th career win at Rupp Arena as UK's coach with the Wildcats' 110-75 rout of Auburn on Feb. 21, 2014. It took Calipari just 104 games to reach the century mark at home, the fastest of any UK coach

Cal Passes Hall for Rupp Record

With a 101-70 victory over Cleveland State on Nov. 23, John Calipari passed former UK head coach Joe B. Hall for the wins in Rupp Arena history.

Calipari currently has 132 victories inside the historic venue. Hall won 122.

TOP 10 ATTENDANCES

No.	Att.	Opponent	Date	Result
1	24,479	Louisville	1/20/10	W, 71-62
2	24,468	North Carolina	12/5/09	W, 68-66
3	24,465	Florida	2/10/07	L, 64-61
4	24,459	Florida	2/4/03	W, 70-55
5	24,432	Louisville	12/17/05	W, 73-61
6	24,428	Florida	3/7/15	W, 67-50
7	24,425	Florida	2/15/14	L, 69-59
8	24,418	Kansas	1/28/17	L, 79-73
9	24,416	Arkansas	2/28/15	W, 84-67
10	24,414	LSU	3/5/16	W, 94-77

2016-17 ATTENDANCES

No.	Att.	Opponent	Date	Result
1	24,418	Kansas	1/28/17	L, 79-73
2	24,391	Tennessee	2/14/17	W, 83-58
3	24,389	South Carolina	1/21/17	W, 85-69
4	24,372	Auburn	1/14/17	W, 92-72
5	24,322	Arkansas	1/7/17	W, 97-71
6	23,976	UCLA	12/3/16	L, 97-92
7	23,814	Georgia	1/31/17	W, 90-81 (OT)
8	23,657	LSU	2/7/17	W, 92-85
9	23,455	Texas A&M	1/3/17	W, 100-58
10	23,324	UT Martin	11/15/16	W, 111-76

UK VS. AP RANKED FOES

In John Calipari Era (2009-Present)

47-21

at No. 24 Florida	Feb. 4, 2017	L, 88-66
vs. No. 2 Kansas	Jan. 28, 2017	L, 79-73
vs. No. 24 S. Carolina	Jan. 21, 2017	W, 85-69
at No. 10 Louisville	Dec. 21, 2016	L, 73-70
vs. No. 7 North Carolina (Las Vegas)	Dec. 17, 2016	W, 103-100
vs. No. 11 UCLA	Dec. 3, 2016	L, 97-92
vs. No. 13 Michigan St. (New York)	Nov. 15, 2016	W, 69-48
vs. No. 14 Indiana	March 19, 2016	L, 73-67
vs. No. 17 Texas A&M (SECT)	March 13, 2016	W, 82-77
at No. 4 Kansas	Jan. 30, 2016	L, 90-84
vs. No. 16 Louisville	Dec. 27, 2015	W, 75-73
vs. No. 5 Duke (Chicago)	Nov. 17, 2015	W, 74-63
vs. No. 3 Wisconsin (NCAA)	April 4, 2015	L, 71-64
vs. No. 8 Notre Dame (NCAA)	March 28, 2015	W, 68-66
vs. No. 20 W. Virginia (NCAA)	March 26, 2015	W, 78-39
vs. No. 18 Arkansas (SECT)	March 15, 2015	W, 78-63
vs. No. 18 Arkansas	Feb. 28, 2015	W, 84-67
at No. 4 Louisville	Dec. 27, 2014	W, 58-50
vs. No. 21 North Carolina	Dec. 13, 2014	W, 84-70
vs. No. 6 Texas	Dec. 5, 2014	W, 63-51
vs. No. 5 Kansas (Indianapolis)	Nov. 18, 2014	W, 72-40
vs. No. 18 UConn (NCAA)	April 7, 2014	L, 60-54
vs. No. 12 Wisconsin (NCAA)	April 5, 2014	W, 74-73
vs. No. 7 Michigan (NCAA)	March 30, 2014	W, 75-72
vs. No. 5 Louisville (NCAA)	March 28, 2014	W, 74-69
vs. No. 2 Wichita St. (NCAA)	March 23, 2014	W, 78-76
vs. No. 1 Florida (SECT)	March 16, 2014	L, 61-60
at No. 1 Florida	March 8, 2014	L, 84-65
vs. No. 3 Florida	Feb. 15, 2014	L, 69-59
vs. No. 4 Louisville	Dec. 28, 2013	W, 73-66
at No. 18 North Carolina	Dec. 14, 2013	L, 82-77
vs. No. 20 Baylor (Dallas)	Dec. 6, 2013	L, 67-62
vs. No. 2 Michigan St. (Chicago)	Nov. 12, 2013	L, 78-74
vs. No. 11 Florida	March 9, 2013	W, 61-57
at No. 7 Florida	Feb. 12, 2013	L, 69-52
at No. 16 Ole Miss	Jan. 29, 2013	W, 87-74
at No. 4 Louisville	Dec. 29, 2012	L, 80-77
vs. No. 9 Duke (Atlanta)	Nov. 13, 2012	L, 75-68
vs. No. 6 Kansas (NCAA)	April 2, 2012	W, 67-59
vs. No. 17 Louisville (NCAA)	March 31, 2012	W, 69-61
vs. No. 9 Baylor (NCAA)	March 25, 2012	W, 82-70
vs. No. 16 Indiana (NCAA)	March 23, 2012	W, 87-71
vs. No. 22 Florida	March 10, 2012	W, 74-71
at No. 16 Florida	March 4, 2012	W, 74-59
vs. No. 8 Florida	Feb. 7, 2012	W, 78-58
vs. No. 4 Louisville	Dec. 31, 2011	W, 69-62
vs. No. 5 North Carolina	Dec. 3, 2011	W, 73-72
vs. No. 12 Kansas (New York)	Nov. 15, 2011	W, 75-65
vs. No. 9 UConn (NCAA)	April 2, 2011	L, 56-55
vs. No. 7 N. Carolina (NCAA)	March 27, 2011	W, 76-69
vs. No. 1 Ohio State (NCAA)	March 25, 2011	W, 62-60
vs. No. 22 W. Virginia (NCAA)	March 19, 2011	W, 71-63
vs. No. 12 Florida (SECT)	March 13, 2011	W, 70-54
vs. No. 21 Vanderbilt	March 1, 2011	W, 68-66
vs. No. 13 Florida	Feb. 26, 2011	W, 76-68
at No. 21 Vanderbilt	Feb. 12, 2011	L, 81-77
at No. 22 Louisville	Dec. 31, 2010	W, 78-63
vs. No. 23 N. Dame (Louisville)	Dec. 8, 2010	W, 72-58
vs. No. 13 Washington (Maui)	Nov. 23, 2010	W, 74-67
vs. No. 6 W. Virginia (NCAA)	March 27, 2010	L, 73-66
vs. No. 15 Tennessee (SECT)	March 13, 2010	W, 74-45
at No. 19 Tennessee	Feb. 27, 2010	L, 74-65
at No. 17 Vanderbilt	Feb. 20, 2010	W, 58-56
vs. No. 12 Tennessee	Feb. 13, 2010	W, 73-62
vs. No. 25 Ole Miss	Feb. 2, 2010	W, 85-75
vs. No. 21 Vanderbilt	Jan. 30, 2010	W, 85-72
vs. No. 14 UConn (New York)	Dec. 9, 2009	W, 64-61
vs. No. 10 North Carolina	Dec. 5, 2009	W, 68-66

Calipari's Record at UK vs:

vs. No. 1	1-2
vs. Top 3	2-6
vs. Top 5	9-8
vs. Top 10	18-13
vs. Top 15	28-15
vs. Top 20	36-19
vs. Top 25	47-21
Home	17-3
Away	5-9
Neutral	25-9
SEC Tourney	4-1
NCAA Tourney	13-5

First-Ballot Hall of Famer

Kentucky men's basketball coach John Calipari joined basketball's fraternity of legends in September 2015 after being elected to the Naismith Memorial Basketball Hall of Fame on the first ballot.

Calipari joined an elite group of basketball players and coaches in the Naismith Hall of Fame, considered to be one of the ultimate honors in the sport.

The Class of 2015 included Calipari, Dick Bevetta, Wildcat Louie Dampier, Lindsay Gaze, Tom Heinsohn, John Isaacs, Spencer Haywood, Lisa Leslie, Dikembe Mutombo, George Raveling and JoJo White.

Calipari Wins 200th Career Game at UK in Record Time

With a thrilling 75-73 victory over rival Louisville on Dec. 26, 2015, John Calipari captured his 200th career win at Kentucky faster than any coach in UK history -- and nearly faster than anyone has ever done it at any other school.

Calipari reached the 200-win plateau in his 240th career game at Kentucky. Rick Pitino, previously the fastest to 200 wins at UK prior to Calipari, didn't capture his 200th Wildcat win until his 249th game. The legendary Adolph Rupp reached 200 during his 250th game.

Not only did Calipari reach the 200-win mark in record pace at Kentucky, he also nearly set the all-time Division I mark. With the win over U of L, he became the second-fastest Division I men's basketball coach to reach 200 victories at a single school, behind only LIU-Brooklyn's Clair Bee, who achieved the feat in 231 games.

Calipari is one of just 11 head coaches in Division I men's basketball history with at least 200 victories at two different schools and just the fifth coach at Kentucky to reach the 200-win plateau.

He's currently the only coach in NCAA history with at least 189 victories at three different schools.

Here's a look at some of the more impressive numbers in Calipari's journey to 200 wins:

- UK beat Florida more than anyone else during the first 200 wins, defeating the Gators 11 times
- Likewise, Kentucky beat Louisville (eight times) more than any other nonconference opponent
- Calipari defeated 89 different Division I schools (25.4 percent) of current Division I schools) during the run
- A total of 176 wins came with UK ranked in the AP Top 25, and 66 of them were while UK was No. 1

UMass Raises Banner in Calipari's Honor

As part of a 20th anniversary celebration of the UMass men's basketball 1995-96 Final Four team, the UMass Department of Athletics honored John Calipari on Dec. 16, 2015, prior to its game against New Orleans by raising a banner into the rafters at the Mullins Center.

Calipari's banner joined the retired jerseys of five all-time Minutemen: George "Trigger" Burkey, Marcus Camby, Julius "Dr. J" Erving, Lou Roe and Al Skinner.

- Calipari began his head coaching career at UMass where he turned the Minutemen into a national powerhouse from 1988-96
- In addition to the 1995-96's team's 35-2 record and the Final Four appearance, Calipari led the Minutemen to the 1991-92 NCAA Sweet 16, the 1992-93 and 1993-94 NCAA second round, and the 1994-95 NCAA Elite Eight. UMass won five straight Atlantic 10 titles during that span as well

Nearly Unanimous

John Calipari collected nearly every major national coach of the year award after guiding the historic 2014-15 Wildcats to a perfect regular season and eventually a fourth Final Four appearance in five seasons. Among the awards Calipari won in 2014-15:

- Associated Press National Coach of the Year
- Naismith National Coach of the Year
- NABC National Coach of the Year
- The Sporting News National Coach of the Year
- Adolph Rupp National Coach of the Year
- SEC Coach of the Year
- 2015 USBWA District IV Coach of the Year

600 On-Court Victories

With a win over No. 5 Kansas on Nov. 18, 2014, John Calipari claimed his 600th on-court victory as a Division I head coach. He became the 13th active Division I coach to achieve the feat.

Calipari at No. 1

John Calipari is one of just two coaches (Frank McGuire) to lead three programs to a No. 1 ranking. With UK's No. 1 ranking in 2016-17, Calipari has guided six of his last eight and seven of his last 10 teams to the No. 1 ranking (and the ninth time he's done it overall).

When Coach Cal's teams have been at the top, they're been difficult to knock off:

- Calipari is 110-12 (.902) as the top-ranked Associated Press Top 25 coach in the country
- He's 69-7 (.908) when his team is at the top of the AP Top 25 as UK's head coach

AHEAD OF THE BARON OF THE BLUEGRASS

- Legendary coach Adolph Rupp won 876 career games while he was the coach of UK. He also led Kentucky to five NCAA titles during his 41-year tenure.
- John Calipari is ahead of the pace with the legend as far as victories to begin his career at UK. Also, Calipari (.822) is tied with Rupp (.822) in total UK career winning percentage.

Coach	Games	Record	Next Game (293rd Game)
John Calipari	292	240-52	Feb. 25 vs. Florida
Adolph Rupp	292	233-59	def. Oklahoma St. 45-29 (March 24, 1944)
Tubby Smith	292	229-63	lost to Alabama 68-64 (Jan. 14, 2006)
Joe B. Hall	292	221-71	def. Alabama 72-62 (Feb. 13, 1982)
Rick Pitino	270	220-50	End of UK coaching career at 270th game



- Calipari tallied a 32-4 mark at UMass when the Minutemen were No. 1 and he was 9-1 at Memphis when he had the Tigers at the pinnacle of the rankings
- Calipari (110) trails only Duke's Mike Krzyzewski (193) in active coaches with victories as the No. 1 head coach
- Calipari has coached 122 career games as a No. 1 team, the fourth most in NCAA history, trailing John Wooden (228), Krzyzewski (233) and Adolph Rupp (131)
- Among coaches who have owned a No. 1 ranking in at least 119 games, Calipari's winning percentage of .902 trails only Wooden (.952), and is ahead of active coaches Krzyzewski (.870) and Roy Williams (.849)

There's No Place Like Home

Since the 2000 season, John Calipari-coached teams have posted a 285-24 (.922) record at home. At UK, Coach Cal is 132-6 (.957) in Rupp Arena.

In five of Calipari's eight seasons at Kentucky, the Wildcats have posted an undefeated record at home, including a school-record 19-0 mark during the 2014-15 season.

Calipari owns both of UK's longest winning streaks in the arena. He began his career at UK with a 54-game winning streak at Rupp Arena. It was the longest winning streak since the arena opening in 1976. With a win over Georgia on Feb. 9, 2016, he secured the second-longest streak in the storied building at 34 games.

Coach	Streak (Yrs)
1. John Calipari	54 (2010-13)
2. John Calipari	42 (2014-17)
3. Rick Pitino	33 (1992-94)
4. Joe B. Hall	30 (1981-82)
5. Rick Pitino	27 (1995-97)

Life on the Road Isn't So Bad Either

As good as John Calipari's team's have been at home, they're nearly as good in hostile environments on the road. Dating back to the 2005-06 season, Calipari has recorded a 86-37 (.699) record on the road.

Calipari Unrivaled in Conference

John Calipari has won 14 league championships (including the 2010, 2012, 2015 and 2016 SEC championships) seven more than the next-closest coach in the SEC (Ben Howland has seven conference titles). With a 2016 SEC Tournament championship, Calipari now owns 13 conference tournament titles, eight more than his closest competitor (Howland).

He's tallied a 316-93 (.773) all-time record within conference play as a head coach and owns a 108-25 (.812) record since joining the SEC.

30 is the new 20

With a road win at Alabama on Feb. 11, John Calipari notched his 23rd consecutive season of 20 or more on-court wins as a collegiate head coach. He leads all active coaches with that streak, ahead of Mike Krzyzewski of Duke (21), Bill Self (19) and Jim Boeheim (17).

More impressive, Calipari has nine seasons with 30 or more on-court wins. Only Mike Krzyzewski (13) and Roy Williams (10) have more.

Calipari became the first coach in NCAA Division I history to record five straight on-court 30-win seasons, notching 30 straight in consecutive seasons from 2005-06 to 2009-10.

The Success Rate

John Calipari has graduated 100 percent of the players (14 of 14) who have been eligible to receive their diploma by the end of their senior years and exhausted their athletic eligibility. Of that group, Patrick Patterson, Jarrod Polson and Alex Poythress completed their degrees in three years.

In the NCAA's APR, which measures eligibility, retention and graduation, UK has posted a single-year Academic Progress Rate of 977 or higher in every season under Calipari, including a perfect 1,000 in the last three single-year reports. Kentucky's four-year composite score in the most recent report, which was released in June, was a 1,000, earning the team an NCAA academic award for the second year in a row for finishing in the top 10 percent of Division I men's basketball programs.

Under Calipari, the team (scholarship competing players) has also posted a 3.0 grade-point average or better in seven of the last 12 semesters.

Dream Maker

As someone who prides himself on helping young men reach their dreams, Coach Cal has helped 39 players get selected in the NBA Draft during his college coaching career, including 28 over his first seven seasons at Kentucky, which is more than double any other coach.

- Four No. 1 overall selections (Derrick Rose, John Wall, Anthony Davis and Karl-Anthony Towns) during the nine drafts

TRACKING UK HEAD COACHES

First 50 Games		First 100 Games		First 150 Games		First 200 Games		First 250 Games	
Calipari	45-5	Rupp	89-11	Rupp	125-25	Rupp	163-37	Calipari	206-44
Smith	45-5	Calipari	87-13	Calipari	124-26	Calipari	163-37	Pitino	203-47
Rupp	43-7	Smith	80-20	Smith	116-34	Pitino	157-43	Rupp	199-51
Hall	32-18	Pitino	73-27	Pitino	114-36	Smith	154-46	Smith	197-53
Pitino	31-19	Hall	67-33	Hall	110-40	Hall	148-52	Hall	189-61

CALIPARI AT NO. 1

Record as AP Top-Ranked Coach Since 2009-10

Coach	Schools	Records
1. John Calipari	Kentucky	69-7
2. Bill Self	Kansas	37-6
3. Mike Krzyzewski	Duke	28-5
4. Jay Wright	Villanova	15-3
5. Jim Boeheim	Syracuse	15-4
6. Tom Crean	Indiana	14-3
7. Thad Matta	Ohio State	13-2
8. Sean Miller	Arizona	12-1
9. Billy Donovan	Florida	11-1
10. Mark Few	Gonzaga	9-1

Record as AP Top-Ranked Coach Active

Coach	Schools	Records
1. Mike Krzyzewski	Duke	193-29
2. John Calipari	UK, Memphis, UMass	110-12
3. Roy Williams	UNC, Kansas	95-18
4. Bill Self	Kansas	39-7
5. Bruce Weber	Illinois	30-2
6. Jim Boeheim	Syracuse	24-5
7. Thad Matta	Ohio State	22-3
8. Bob Huggins	Cincinnati	20-4
9. Jay Wright	Villanova	15-3
10. Tom Crean	Indiana	14-3

through games on Feb. 21, 2017

CALIPARI'S DRAFT PICKS

Player (School)	Round	Year (Overall)
Eric Bledsoe (UK)	First	2010 (18)
Devin Booker (UK)	First	2015 (13)
Antonio Burks (MEM)	Second	2004 (36)
Marcus Camby (UMASS)	First	1996 (2)
Rodney Carney (MEM)	First	2006 (16)
DeMarcus Cousins (UK)	First	2010 (5)
Willie Cauley-Stein (UK)	First	2015 (6)
Anthony Davis (UK)	First	2012 (1)
Joey Dorsey (MEM)	Second	2008 (33)
C. Douglas-Roberts (MEM)	Second	2008 (40)
Robert Dozier (MEM)	Second	2009 (60)
Tyreke Evans (MEM)	First	2009 (4)
Archie Goodwin (UK)	First	2013 (29)
Josh Harrellson (UK)	Second	2011 (45)
Andrew Harrison (UK)	Second	2015 (44)
Dakari Johnson (UK)	Second	2015 (48)
Terrence Jones (UK)	First	2012 (18)
Enes Kanter (UK)	First	2011 (3)
Michael Kidd-Gilchrist	First	2012 (2)
Brandon Knight (UK)	First	2011 (8)
Skal Labissiere (UK)	First	2016 (28)
Doron Lamb (UK)	Second	2012 (42)
DeAndre Liggins (UK)	Second	2011 (53)
Trey Lyles (UK)	First	2015 (12)
Darius Miller (UK)	Second	2012 (46)
Jamal Murray (UK)	First	2016 (7)
Nerlens Noel (UK)	First	2013 (6)
Daniel Orton (UK)	First	2010 (29)
Patrick Patterson (UK)	First	2010 (14)
Julius Randle (UK)	First	2014 (7)
Lou Roe (UMass)	Second	1995 (30)
Derrick Rose (MEM)	First	2008 (1)
Marquis Teague (UK)	First	2012 (29)
Karl-Anthony Towns (UK)	First	2015 (1)
Tyler Ulis (UK)	Second	2016 (34)
Dajuan Wagner (MEM)	First	2002 (6)
John Wall (UK)	First	2010 (1)
Shawne Williams (MEM)	First	2006 (17)
James Young (UK)	First	2014 (17)

from 2008 to 2016. No other coach has more than two No. 1 picks

- In 2010, five of his UK players were selected in the first round for the first time in NBA history
- His six players in the 2012 and 2015 NBA drafts are the most in the two-round era
- Churned out 28 NBA Draft picks, 21 first-rounders, three No. 1 overall selections, six top-five picks and 14 lottery picks at Kentucky
- Of the 41 players who have finished their college careers at Kentucky under Calipari, 28 have been selected in the NBA Draft (68.3 percent)
- Of the 18 players at UK who have declared for the NBA Draft after their freshman seasons, all 18 have been first-round picks. He is 22 for 22 in that regard when including his players from Memphis
- Dating back to the 2008 draft, 33 players under Coach Cal have been taken in the NBA Draft, including 23 first-rounders
- Only coach to produce the top two picks in the same draft (2012 - Anthony Davis and Michael Kidd-Gilchrist)
- Produced a top-10 pick in nine straight drafts since 2008. No other school has had a first-rounder in each of the last nine drafts

Developing Talent

John Calipari hasn't just signed the best talent in the country while he's been at Kentucky; he's been the best at developing that talent and getting it ready for the next level.

Of the 24 top-25 players Kentucky has signed and have completed their college eligibility, 21 were drafted and 18 were selected in the first round. Those draft numbers don't include Isaiah Briscoe or any of the 2016 or 2017 classes, all of whom are still in school or will attend school.

But that's only half the story. Calipari's players don't just make it to the pros; they're better prepared than anyone else. The proof is in the numbers.

Over the course of his career, Calipari's more than 40 NBA pros have made approximately \$1.2 billion in NBA contracts alone, which doesn't include endorsement deals and overseas contracts. Of the players currently playing in the NBA, they've earned approximately \$1 billion in guaranteed contracts.

Double-Digit Win Streaks

Kentucky's 38-game winning streak in 2014-15 was historic, but it wasn't completely out of the norm for John Calipari. It was the 17th streak of Calipari's career where his teams have won 10 or more consecutive games during the season, the sixth where they have won 20 or more, the fifth where they have won 25 or more, the first where they have won 30 or more, and the first with 35 or more. Here's a list of all of them:

- 38 Kentucky, 2014-15
- 27 Memphis, 2008-09
- 26 Memphis, 2007-08
- 26 UMass, 1995-96
- 25 Memphis, 2006-07
- 24 Kentucky, 2011-12
- 19 Kentucky, 2009-10
- 16 UMass, 1994-95
- 15 Memphis, 2005-06
10. 14 UMass, 1991-92
- 12 Memphis, 2007-08
- 12 Memphis, 2002-03
- 12 UMass, 1992-93
14. 11 Memphis, 2003-04
15. 10 Memphis, 2001-02
- 10 UMass, 1993-94
- 10 Kentucky, 2010-11

Calipari Knows Defense

John Calipari's 2014-15 Kentucky Wildcat team was heralded as one of the best defensive teams ever. However, defense has always been a staple of Calipari-coached teams. Dating back to complete NCAA records beginning in 2001-02, Calipari's teams have been among national leaders in several critical defensive categories.

Year	FG % Def.	Rebound Margin	Scoring Margin	Blocks
2001-02 (UM)	13th (39.5)	11th (+6.6)	15th (+11.2)	54th (4.4)
2002-03 (UM)	28th (40.6)	44th (+4.1)	32nd (+8.0)	26th (5.1)
2003-04 (UM)	34th (40.5)	58th (+3.4)	48th (+7.1)	20th (5.0)
2004-05 (UM)	4th (38.4)	75th (+2.9)	62nd (+5.9)	13th (5.4)
2005-06 (UM)	2nd (38.0)	9th (+6.7)	5th (+14.6)	8th (6.4)
2006-07 (UM)	12th (39.0)	28th (+5.3)	5th (+5.8)	12th (5.9)
2007-08 (UM)	12th (39.1)	16th (+6.2)	2nd (+18.0)	8th (6.1)
2008-09 (UM)	1st (37.1)	19th (+6.1)	2nd (+16.3)	7th (6.0)
2009-10 (UK)	3rd (37.8)	4th (+8.1)	6th (+14.3)	4th (7.2)
2010-11 (UK)	15th (39.4)	60th (+3.6)	13th (+11.4)	3rd (6.3)
2011-12 (UK)	1st (37.4)	12th (+6.8)	1st (+16.8)	1st (8.6)
2012-13 (UK)	30th (39.2)	48th (+4.3)	48th (+8.2)	3rd (6.6)
2013-14 (UK)	59th (41.1)	2nd (+9.4)	43rd (+8.2)	13th (5.9)
2014-15 (UK)	1st (35.4)	15th (+6.8)	1st (+20.1)	2nd (6.9)
2015-16 (UK)	24th (39.7)	39th (+5.2)	17th (+11.4)	6th (5.8)
2016-17 (UK)*	130th (42.8)	37th (+5.5)	7th (+15.4)	12th (5.6)

*rankings through Feb. 21, 2017

RECRUITING TRAIL

The Wildcats have signed more top-25 players over the past eight seasons than any other school under John Calipari's leadership. A quarter of all Rivals' top-10 prospects nationally over the past nine classes have signed with Coach Cal and the Cats.

PLAYER (YEAR)	ESPN	RIVALS	SCOUT	MCD	JB
Shai Gilgeous-Alexander ('17)	43	32	46		
Hamidou Diallo ('17)	11	10~	10		
Quade Green ('17)	21	23	24	Y	
Nick Richards ('17)	12	16	16	Y	
P.J. Washington ('17)	16	11	13	Y	
Bam Adebayo ('16)	5	7	11	Y	Y
Brad Calipari ('16)	NR	NR	NR		
De'Aaron Fox ('16)	6	6	6	Y	Y
Wenyen Gabriel ('16)	14	13	12		Y
Sacha Killeya-Jones ('16)	24	24	27	Y	
Malik Monk ('16)	9	9	13	Y	Y
Tai Wynyard ('16)	NR	NR	NR		
Isaiah Briscoe ('15)	13	9	15	Y	Y
Isaac Humphries ('15)	49*	35*	50		
Skal Labissiere ('15)	11	4	3		Y
Charles Matthews ('15)	47	57	62		Y
Jamal Murray ('15)	NA^	9	12		
Devin Murray ('14)	18	30	31	Y	Y
Trey Lyles ('14)	7	8	8	Y	Y
Karl-Anthony Towns ('14)	6	11	11	Y	Y
Tyler Ulis ('14)	33	33	29	Y	Y
Aaron Harrison ('13)	9	7	6	Y	Y
Andrew Harrison ('13)	5	5	5	Y	Y
Dominique Hawkins ('13)	NR	NR	NR		
Dakari Johnson ('13)	7	9	17	Y	Y
Marcus Lee ('13)	25	19	24	Y	Y
Julius Randle ('13)	3	2	2	Y	Y
James Young ('13)	8	11	11	Y	Y
Derek Willis ('13)	NR	115	NR		
Archie Goodwin ('12)	15	14	14	Y	Y
Willie Cauley-Stein ('12)	40	40	48		
Julius Mays ('12)	NA#	NA#	NA#		
Nerlens Noel ('12)	1	2	1		Y
Alex Poythress ('12)	13	8	7	Y	Y
Twany Beckham ('11)	NA#	NA#	NA#		
Anthony Davis ('11)	1	2	1	Y	Y
Ryan Harrow ('11)	NA#	NA#	NA#		
M. Kidd-Gilchrist ('11)	4	3	6	Y	Y
Marquis Teague ('11)	8	5	8	Y	Y
Kyle Wiltjer ('11)	19	22	24	Y	Y
Terrence Jones ('10)	9	13	8	Y	Y
Enes Kanter ('10)	25	3	3		
Brandon Knight ('10)	4	6	6	Y	Y
Doron Lamb ('10)	29	21	28	Y	Y
Jarrod Polson ('10)	NA@	NA@	NA@		
Stacey Poole, Jr. ('10)	51	33	67		
Eloy Vargas ('10)	NA	NA	NA		
Eric Bledsoe ('09)	NR	23	37		
DeMarcus Cousins ('09)	4	2	3	Y	Y
Darnell Dodson ('09)	NA#	NA#	NA#		
Jon Hood ('09)	92	40	46		
Daniel Orton ('09)	13	22	17		Y
John Wall ('09)	5	1	2		Y
Top-10 Players	18	21	17		
Top-15 Players	24	26	26		
Top-25 Players	33	35	32		
Top-50 Players	39	41	40		

McDonald's All-Americans 28
Jordan Brand Classic All-Americans 30

~ - final ranking in the 2017 class before early enrollment
 * - ranking according to the 2016 class
 ^ - reclassified after final rankings were released
 # - transfer
 @ - joined team as walk-on

HONORS UNDER COACH CALIPARI

4

**SEC REGULAR-SEASON
CHAMPIONSHIPS**
(2010, 2012, 2015, 2016)

4

FINAL FOURS
(2011, 2012, 2014, 2015)

4

**SEC TOURNAMENT
CHAMPIONSHIPS**
(2010, 2011, 2015, 2016)

2

National Players of the Year
John Wall (2010);
Anthony Davis (2012)

4

No. 1 Draft Picks
Derrick Rose (2008); John Wall
(2010); Anthony Davis (2012);
Karl-Anthony Towns (2015)

2

**National Freshman
Players of the Year**
John Wall (2010); Anthony Davis
(2012)

Collegiate Awards

All-America Honors

D. Cousins (2010)	AP (1), NABC (2), USBWA (2), SN (2)
John Wall (2010)	AP (1), NABC (2), USBWA (2), SN (2)
Anthony Davis (2012)	AP (1), NABC (2), USBWA (2), SN (2)
M. Kidd-Gilchrist (2012)	AP (3), USBWA (2), NABC (3), SN (2)
Julius Randle (2014)	NABC (3)
W. Cauley-Stein (2015)	NABC (1), USBWA (1), SN (1)
K. Towns (2015)	SN (3)
Tyler Ulis (2016)	AP (1), SN (1), USBWA (2), NABC (2)

SEC Player of the Year

John Wall	2010 (Coaches/AP)
Anthony Davis	2012 (Coaches/AP)
Tyler Ulis	2016 (Coaches/AP)

SEC Defensive Player of the Year

Anthony Davis	2012 (Coaches)
Nerlens Noel	2013 (Coaches)
Willie Cauley-Stein	2015 (Coaches)
Tyler Ulis	2016 (Coaches)

SEC Freshman of the Year

DeMarcus Cousins	2010 (Coaches)
John Wall	2010 (AP)
Terrence Jones	2011 (Coaches/AP)
Anthony Davis	2012 (Coaches/AP)
Nerlens Noel	2013 (Coaches/AP)
Julius Randle	2014 (Coaches/AP)
Karl-Anthony Towns	2015 (Coaches/AP)

SEC Sixth Man of the Year

Darius Miller	2012 (Coaches)
Kyle Wiltjer	2013 (Coaches)
Devin Booker	2015 (Coaches)

CoSIDA Academic All-America

Alex Poythress (2nd)	2016
----------------------	------

All-SEC

D. Cousins (2010)	1st (Coaches/AP)
P. Patterson (2010)	1st (Coaches)/2nd (AP)
John Wall (2010)	1st (Coaches/AP)
Terrence Jones (2011)	1st (Coaches/AP)
Brandon Knight (2011)	1st (Coaches)/2nd (AP)
Anthony Davis (2012)	1st (Coaches/AP)
M. Kidd-Gilchrist (2012)	2nd (Coaches/AP)
Terrence Jones (2012)	2nd (Coaches/AP)
Doron Lamb (2012)	2nd (Coaches)
Nerlens Noel (2013)	1st (Coaches/AP)
Julius Randle (2014)	1st (Coaches/AP)
James Young (2014)	2nd (Coaches)
Devin Booker (2015)	2nd (Coaches)
W. Cauley-Stein (2015)	1st (Coaches/AP)
Aaron Harrison (2015)	2nd (Coaches/AP)
K. Towns (2015)	1st (Coaches/AP)
Tyler Ulis (2016)	1st (Coaches/AP)
Jamal Murray (2016)	1st (Coaches/AP)

All-SEC Defensive Team

Patrick Patterson	2010
DeAndre Liggins	2011
Anthony Davis	2012
Michael Kidd-Gilchrist	2012
Nerlens Noel	2013
Willie Cauley-Stein	2013
Willie Cauley-Stein	2015
Tyler Ulis	2016

Coaches' All-SEC Freshman Team

Eric Bledsoe	2010
DeMarcus Cousins	2010
John Wall	2010
Brandon Knight	2011
Terrence Jones	2011
Doron Lamb	2011
Anthony Davis	2012
Michael Kidd-Gilchrist	2012
Willie Cauley-Stein	2013
Archie Goodwin	2013
Nerlens Noel	2013
Alex Poythress	2013
Julius Randle	2014
James Young	2014
Devin Booker	2015
Trey Lyles	2015
Karl-Anthony Towns	2015
Tyler Ulis	2015
Jamal Murray	2016

NCAA Final Four Team

Anthony Davis (MVP)	2012
Michael Kidd-Gilchrist	2012
Doron Lamb	2012
Julius Randle	2014
James Young	2014

NCAA Regional Tournament

DeMarcus Cousins	2010
John Wall	2010
Josh Harrellson	2011
Brandon Knight (MVP)	2011
DeAndre Liggins	2011
M. Kidd-Gilchrist (MVP)	2012
Anthony Davis	2012
Doron Lamb	2012
Aaron Harrison	2014
Marcus Lee	2014
Julius Randle (MVP)	2014
Willie Cauley-Stein	2015
Andrew Harrison	2015
K. Towns (MVP)	2015

SEC All-Tournament Team

John Wall	2010
Eric Bledsoe	2010
DeMarcus Cousins	2010
Darius Miller	2011
Brandon Knight	2011
Josh Harrellson	2011
Anthony Davis	2012
Terrence Jones	2012
Aaron Harrison	2014
Julius Randle	2014
Willie Cauley-Stein	2015
Aaron Harrison	2015
Andrew Harrison	2015
Jamal Murray	2016
Tyler Ulis	2016

SEC Tournament MVP

John Wall	2010
Darius Miller	2011
Willie Cauley-Stein	2015
Tyler Ulis	2016

Former Cal Players in the NBA

NBA Player of the Year

Derrick Rose	2011
--------------	------

NBA Rookie of the Year

Karl-Anthony Towns	2016
Tyreke Evans	2010
Derrick Rose	2009

NBA Defensive Player of the Year

Marcus Camby	2007
--------------	------

NBA Cares Community Assist Award

John Wall	2016
-----------	------

All-NBA Team

DeMarcus Cousins (2nd)	2016
Anthony Davis (1st)	2015
DeMarcus Cousins (2nd)	2015
Derrick Rose (1st)	2012
Derrick Rose (1st)	2011

All-NBA Rookie Team

Karl-Anthony Towns (1st)	2016
Devin Booker (1st)	2016
Willie Cauley-Stein (2nd)	2016
Nerlens Noel (1st)	2015
Anthony Davis (1st)	2013
Michael Kidd-Gilchrist (2nd)	2013
Brandon Knight (1st)	2012
DeMarcus Cousins (1st)	2011
John Wall (1st)	2011
Eric Bledsoe (2nd)	2011
Tyreke Evans (1st)	2010
Derrick Rose (1st)	2010
Marcus Camby (1st)	1997

All-NBA Defensive Team

Anthony Davis (2nd)	2015
John Wall (2nd)	2015
Marcus Camby (1st)	2008
Marcus Camby (1st)	2007
Marcus Camby (2nd)	2006
Marcus Camby (2nd)	2005

NBA All-Star Team

DeMarcus Cousins	2017
Anthony Davis	2017
John Wall	2017
DeMarcus Cousins	2016
Anthony Davis	2016
John Wall	2016
DeMarcus Cousins	2015
Anthony Davis	2015
John Wall	2015
Anthony Davis	2014
John Wall	2014
Derrick Rose	2012
Derrick Rose	2011
Derrick Rose	2010

NBA All-Star Game MVP

Anthony Davis	2017
---------------	------

NBA Rising Stars Challenge MVP

Jamal Murray	2017
John Wall	2011
Tyreke Evans	2010





A "players-first" coach with a penchant for helping people reach their dreams, John Calipari, a Naismith Memorial Basketball Hall of Famer, has guided six teams to the Final Four, led one to a national championship and helped 39 players get selected in the NBA Draft during his 24-year college coaching career.

Calipari guided Kentucky to its eighth national championship and his first national title in 2012. In becoming only the second coach in NCAA history to lead three different schools to the Final Four, he has racked up more than 600 victories, 17 NCAA Tournament appearances, six Final Fours and numerous national coach of the year honors.

In 2015, Coach Cal led college basketball's first ever 38-0 team, and became one of just three coaches to make four Final Fours in a five-year span. At the end of the season, Calipari became the 96th coach to join the Naismith Memorial Basketball Hall of Fame.

While building a program out of obscurity at Massachusetts, laying the foundation at Memphis and restoring luster at the sport's greatest program at Kentucky, he has totaled the second-most wins in NCAA history in the first 20 years of a college coaching career.

Quite honestly, though, Calipari's on-court success overshadows a much more significant picture.

In his goal to lead a players-first program, he has helped 39 players realize their dreams and guide them to NBA Draft selections, including a record five first-round draft picks in 2010. Two years later, six Wildcats heard their names called at the 2012 draft, the most in the two-round draft era. UK, with Calipari's help, would tie those six picks again in 2015, including a record-tying four lottery selections. His four No. 1 overall picks are twice as many as any other coach, and he's had 28 players drafted during his seven years at Kentucky, including 21 first-round picks.

Calipari's players have entered the league NBA-ready. He's coached an MVP, three All-NBA players, three Rookie of the Year winners, and 10 players from Calipari's first six teams at Kentucky have made the NBA All-Rookie teams.

Much like he did at UMass, where his players graduated at nearly 80 percent, Calipari has stressed academics. Fifteen of his last 18 seniors at Memphis earned their bachelor's degrees, and all 14 players at UK who were eligible to graduate by the end of their senior years walked away with a diploma in hand, including three players who earned their degree in just three years. In seven of the last 12 semesters, Calipari's teams have posted a combined team grade-point average of 3.0 or better.

His foundation, The Calipari Foundation, has raised millions of dollars to help the lives of those in need in the Commonwealth and across the country. In 2010, he used a telethon to raise more than \$1 million for victims of the devastating earthquake in Haiti, and he organized another one in 2012 for victims of Superstorm Sandy. A year after helping raise \$350,000 for charity during the inaugural UK alumni weekend, Calipari was the driving force behind the more than \$1 million that was donated to local and national organizations during the second annual alumni weekend, and then \$1.5 million in 2015.

With Rupp Arena under construction in 2016, Calipari held a celebrity softball game during the annual UK alumni weekend. That game, with the fantasy experience, raised approximately \$1.5 million for charity with matching funds, including more than \$450,000 that went to Louisiana flood relief efforts.

Author of five books, including the New York Times Best Seller "Players First: Coaching from the Inside Out," Calipari is a master of communication and maximizing talent. He lives by the motto that "it's never a matter of how far you have fallen, but instead it's about how high you bounce back."

BIOGRAPHICAL INFORMATION

Date of Birth: Feb. 10, 1959 | **Wife:** Ellen
Children: Erin Sue, Megan Rae, Bradley Vincent

Education

Clarion State (1982)

Head Coaching Experience

University of Massachusetts (1989-96)

New Jersey Nets (NBA) (1997-99)

University of Memphis (2001-09)

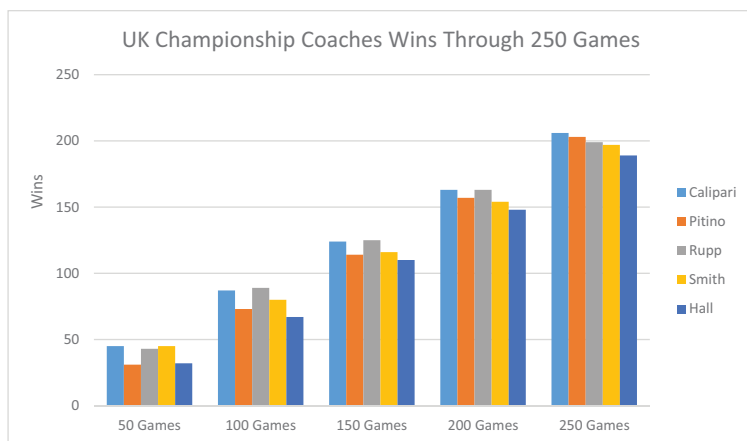
University of Kentucky (2010-present)

COACHING AWARDS

- 2015 Naismith Memorial Basketball Hall of Fame Inductee
- 2015 AP National Coach of the Year
- 2015 Naismith National Coach of the Year
- 2015 NABC National Coach of the Year
- 2015 The Sporting News National Coach of the Year
- 2015 Adolph Rupp National Coach of the Year
- 2015 SEC Coach of the Year (AP/Coaches)
- 2015 USBWA District IV Coach of the Year
- 2012 Nell & John Wooden Coach of the Year Leadership Award
- 2012 Naismith National Coach of the Year Finalist
- 2012 SEC Coach of the Year (AP/Coaches)
- 2010 Adolph Rupp National Coach of the Year
- 2010 Naismith National Coach of the Year Finalist
- 2010 SEC Coach of the Year (AP)
- 2010 *Sporting News* SEC Coach of the Year
- 2010 Yahoo! Sports SEC Coach of the Year
- 2010 USBWA District IV Coach of the Year
- 2009 NABC National Co-Coach of the Year
- 2009 *Sports Illustrated* National Coach of the Year
- 2009 Phelan National Coach of the Year
- 2009 Iba National Coach of the Year Finalist
- 2009 C-USA Coach of the Year
- 2008 Naismith National Coach of the Year
- 2008 C-USA Coach of the Year
- 2008 Iba National Coach of the Year Finalist
- 2008 Phelan National Coach of the Year Finalist
- 2007 Phelan National Coach of the Year Finalist
- 2007 USBWA District IV Coach of the Year
- 2007 *Basketball Times* South Region Coach of the Year
- 2006 C-USA Coach of the Year
- 2004 NABC District 7 Coach of the Year
- 1996 Naismith National Coach of the Year
- 1996 NABC National Coach of the Year
- 1996 *The Sporting News* National Coach of the Year
- 1996 Atlantic 10 Coach of the Year
- 1995 Naismith National Coach of the Year Finalist
- 1994 Naismith National Coach of the Year Finalist
- 1994 Atlantic 10 Coach of the Year
- 1993 USBWA District I Coach of the Year
- 1993 Atlantic 10 Coach of the Year
- 1992 Eastern Basketball Coach of the Year



UK'S CHAMPIONSHIP COACHES THROUGH THEIR FIRST EIGHT SEASONS



Weeks as AP No. 1		Record as AP No. 1	
Calipari	36	Calipari	69-7
Hall	14	Hall	25-2
Pitino	6	Pitino	7-4
Smith	3	Smith	3-1
Rupp	N/A	Rupp	N/A

SEC Titles		
	Regular Season	Tournament
Smith	5 (98, 00, 01, 03, 05)	5 (98, 99, 01, 03, 04)
*Calipari	4 (10, 12, 15, 16)	4 (10, 11, 15, 16)
Pitino	2 (95, 96)	5 (92, 93, 94, 95, 97)
Rupp	3 (33, 35, 37)	2 (33, 37)
Hall	5 (73, 75, 77, 78, 80)	0

**Calipari is currently in his eighth season. Other numbers reflect conclusion of eighth season.*

FINAL FOURS



Noteworthy			
	All-Americans	SEC POY	All-SEC
*Calipari	10	3	18
Hall	10	3	22
Rupp	9	0	0
Pitino	4	3	20
Smith	4	2	19

**Calipari is currently in his eighth season. Other numbers reflect conclusion of eighth season.*

Achievements Under Calipari Never Achieved Before in History of Program ...

- 2** - National Players of the Year (John Wall, 2010; Anthony Davis, 2012)
- 3** - No. 1 NBA Draft Picks (Wall, 2010; Davis, 2012; Karl-Anthony Towns, 2015)
- 38** - NCAA victories, a single-season record achieved in 2012 and 2015
- 38-0** - start to the season in 2015, never before been achieved in NCAA history
- 6** - of eight teams ranked No. 1 at some point in the season
- 54** - consecutive home victories to begin UK coaching career
- 2** - National Freshmen of the Year (Wall, 2010; Davis, 2012)
- 2** - National Defensive Player of the Year (Davis, 2012; Willie Cauley-Stein, 2015)

Career Winning Percentage

Rupp	.822
Calipari	.822
Pitino	.814
Smith	.760
Hall	.748

Adolph Rupp (1931-72)

Appeared in his first Final Four in 1942, his 12th season. He's UK's all-time wins leader (876). In his career, he advanced to six Final Fours and won four National Championships.

NCAA DIVISION I ACTIVE WINNINGEST COACHES

(On-Court By Percentage - Min. 10 yrs. at Division I level)

NO.	COACH/TEAM	YRS.	PCT.
1.	Mark Few/Gonzaga	17	.808
2.	Roy Williams/UNC	28	.789
3.	John Calipari/Kentucky	24	.780
4.	Mike Krzyzewski/Duke	41	.765
5.	Bill Self/Kansas	23	.759

*numbers going into the 2016-17 season

SINCE 2005-06 ...

Since the 2005-06 season, John Calipari's on-court record ranks him as the winningest coach. Totals through Feb. 21, 2017.

	COACH	RECORD
1.	John Calipari	377-66
2.	Bill Self	362-70
3.	Mike Krzyzewski	344-80
4.	Roy Williams	336-98
5.	Mark Few	335-74

MISCELLANEOUS ON-COURT RECORDS

Overall On-Court Record:.....685-192 (.781)
 March/April Record:.....145-41 (.780)
 NCAA Record:.....48-16 (.750)
 Record in Conference Games:.....316-93 (.773)
 Record in Conference Tournament:.....50-12 (.806)

- Calipari owns the most single-season wins with 38, tying his own record (Memphis in '08 and UK in '12) in 2016 with 38 wins
- Calipari is one of two coaches (Roy Williams) in NCAA Division I history to have 400 or more wins in the first 16 years as a head coach. Calipari had 416 wins in his first 16 years
- Calipari is the winningest coach in NCAA Division I history for a five-year span with 173 victories (2008-12)
- Calipari is the first coach in NCAA Division I history to record five straight on-court 30-win seasons. Memphis hit the 30-win plateau from 2006-09
- Calipari is one of only two coaches (Rick Pitino) to lead three different schools to a Final Four
- Calipari is one of only three coaches (John Wooden, Mike Krzyzewski) to go to four Final Fours in five seasons
- Calipari started with a 54-0 record in Rupp Arena as head coach of the Wildcats
- Calipari has 28 players that have been chosen in the NBA Draft (21 first-round picks) over the last seven seasons
- Calipari has more wins (327) in a 10-year period (2006-15) than any other coach in college basketball history
- Calipari is the second-fastest Division I men's basketball coach to reach 200 victories at a single school, behind only LIU-Brooklyn's Claire Bee

CAL IN CONFERENCE

	CONFERENCE CHAMPIONSHIPS	Tournament Championships	Conference Coach of the Year
SEC COACHES			
Avery Johnson, Alabama	0	0	0
Mike Anderson, Arkansas	1	1	1
Bruce Pearl, Auburn	7	2	7
Michael White, Florida	3	0	2
Mark Fox, Georgia	4	0	3
John Calipari, Kentucky	14	13	9
Johnny Jones, LSU	1	2	0
Kim Anderson, Missouri	6	4	2
Andy Kennedy, Ole Miss	0	1	2
Ben Howland, Mississippi State	7	5	3
Frank Martin, South Carolina	0	0	1
Rick Barnes, Tennessee	3	1	5
Billy Kennedy, Texas A&M	5	2	4
Bryce Drew, Vanderbilt	4	2	3
TOTALS	55	33	42

CALIPARI VS. ALL OPPONENTS

Alabama..... 12-3	Furman..... 1-0	Mississippi Valley St..... 1-0	S. Louisiana..... 3-0
Albany..... 1-0	George Mason..... 1-0	Missouri..... 7-2	Southern Cal..... 2-0
Arizona..... 1-1	George Washington..... 8-9	Montana State..... 1-0	Southern Miss..... 15-4
Arizona State..... 2-1	Georgetown..... 2-1	Morehead State..... 2-0	Southwest Texas St..... 1-0
Arkansas..... 9-6	Georgia..... 13-2	Murray State..... 1-0	St. Bonaventure..... 17-1
Arkansas-Little Rock..... 3-0	Georgia Tech..... 1-1	Nevada..... 1-0	St. John's..... 1-0
Arkansas-Pine Bluff..... 1-0	Gonzaga..... 4-0	New Hampshire..... 5-0	St. Joseph's..... 15-5
Arkansas State..... 4-0	Grand Canyon..... 1-0	New Mexico..... 1-0	St. Mary's..... 1-0
Auburn..... 9-1	Hampton..... 1-0	New Orleans..... 1-0	St. Peter's..... 1-0
Austin Peay..... 6-1	Hartford..... 2-0	North Carolina..... 1-0	Stanford..... 3-2
Baylor..... 1-2	Harvard..... 1-0	North Carolina State..... 6-2	Stephen F. Austin..... 1-0
Belmont..... 2-0	Hofstra..... 1-0	North Carolina State..... 1-0	Stony Brook..... 1-0
Boise State..... 1-0	Holy Cross..... 4-1	North Texas..... 1-0	Syracuse..... 3-2
Boston..... 7-1	Houston..... 16-3	Northeastern..... 3-1	TCU..... 7-1
Boston College..... 2-0	Howard..... 1-0	Northern Kentucky..... 1-0	Temple..... 13-11
Bradley..... 1-0	Illinois..... 1-1	Northwestern State..... 1-0	Tennessee..... 14-7
Bucknell..... 1-0	Illinois State..... 1-0	Notre Dame..... 2-1	Tennessee Tech..... 1-0
Buffalo..... 2-0	Indiana..... 3-2	Oakland..... 1-0	Texas..... 2-2
BYU..... 1-0	Iowa..... 0-1	Ohio State..... 1-2	Texas A&M..... 6-2
Cal State Northridge..... 1-0	Iowa State..... 2-0	Oklahoma..... 5-1	Towson State..... 1-0
Canisius..... 1-0	Jackson State..... 2-0	Oklahoma State..... 0-2	Tulane..... 16-0
Central Conn. St..... 2-0	Kansas..... 3-5	Old Dominion..... 2-0	Tulsa..... 11-1
Charlotte..... 2-3	Kansas State..... 2-0	Ole Miss..... 13-4	UAB..... 14-3
Chattanooga..... 2-0	Keene State..... 1-0	Oral Roberts..... 1-0	UCF..... 5-0
Christian Brothers..... 2-0	Kentucky..... 2-4	Oregon State..... 1-0	UCLA..... 3-3
Cincinnati..... 6-7	La Salle..... 3-0	Pennsylvania..... 3-0	UNC Asheville..... 2-0
Cleveland State..... 4-0	Lafayette (Pa.)..... 1-0	Penn State..... 4-4	UNC Greensboro..... 1-0
Coastal Carolina..... 1-0	Lamar..... 4-0	Pepperdine..... 1-0	UNC Wilmington..... 1-0
Colorado..... 1-1	LIU-Brooklyn..... 1-0	Pittsburgh..... 2-1	USF..... 10-1
Colorado State..... 0-1	Lipscomb..... 1-0	Portland..... 3-0	Utah..... 1-1
Columbia..... 1-0	Long Beach State..... 1-0	Princeton..... 2-0	UTEP..... 5-0
Connecticut..... 2-5	Louisiana Tech..... 1-1	Providence..... 3-1	UT Arlington..... 3-0
Coppin State..... 1-0	Louisville..... 14-7	Purdue..... 2-1	UT Martin..... 5-0
Cornell..... 1-0	Loyola..... 1-0	Radford..... 1-0	Valparaiso..... 1-0
Dartmouth..... 1-0	Lowell..... 2-1	Rhode Island..... 16-2	Vanderbilt..... 12-4
Dayton..... 1-0	LSU..... 10-2	Rice..... 4-0	Vermont..... 2-0
DePaul..... 4-2	Manhattan..... 2-0	Richmond..... 1-0	Villanova..... 2-0
Detroit..... 1-0	Marist..... 2-0	Rider..... 1-0	Virginia..... 0-1
Drexel..... 2-0	Marquette..... 3-1	Robert Morris..... 1-1	Virginia Tech..... 2-0
Duke..... 1-2	Marshall..... 6-0	Rutgers..... 11-4	Wake Forest..... 2-1
Duquesne..... 12-4	Maryland..... 5-3	Saint Louis..... 4-3	Washington..... 1-0
East Carolina..... 7-0	Massachusetts..... 1-0	Sam Houston State..... 1-0	West Virginia..... 12-7
East Tennessee State..... 3-0	Memphis..... 1-0	Samford..... 3-0	Western Kentucky..... 2-0
Eastern Kentucky..... 3-0	Miami (Fla.)..... 0-1	Santa Clara..... 1-0	Wichita State..... 1-0
Eastern Michigan..... 2-0	Miami (Ohio)..... 2-0	Savannah State..... 1-0	Winthrop..... 2-0
Fairfield..... 1-0	Michigan..... 1-0	Seton Hall..... 1-0	Wisconsin..... 1-1
Florida..... 14-6	Michigan State..... 2-1	Siena..... 4-0	Wofford..... 1-0
Florida State..... 1-1	Middle Tennessee..... 3-0	SMU..... 7-0	Wright State..... 1-0
Florida Tech..... 0-1	Milwaukee..... 1-0	South Carolina..... 13-2	Xavier..... 2-2
Fordham..... 5-0	Mississippi State..... 11-0	South Connecticut..... 1-0	Yale..... 1-0

CALIPARI ERA SINGLE-GAME RECORDS

MOST POINTS

Pts.	Player vs. Opponent	Date
47	Malik Monk vs. North Carolina	12-17-16
37	Malik Monk vs. GEORGIA	1-31-17
35	Jamal Murray vs. FLORIDA	2-6-16
35	Terrence Jones vs. AUBURN	1-11-11
34	Malik Monk at Ole Miss	12-29-16
33	Jamal Murray at Vanderbilt	2-27-16
33	Jamal Murray vs. Ohio State	12-19-15
32	Doron Lamb vs. WINTHROP	12-22-10
30	Tyler Ulis vs. Texas A&M	3-13-16
30	Brandon Knight vs. West Va.	3-19-11
29	Julius Randle vs. BELMONT	12-21-13
29	Terrence Jones vs. Oklahoma	11-22-10
29	Eric Bledsoe vs. E. Tennessee St.	3-18-10
28	Aaron Harrison vs. R. MORRIS	11-17-13
28	Archie Goodwin vs. MOREHEAD ST.	11-21-12
28	Anthony Davis vs. VANDERBILT	2-25-12
27	Malik Monk vs. SOUTH CAROLINA	1-21-17
27	De'Aaron Fox vs. ARKANSAS	1-17-17
27	Tyler Ulis vs. Indiana	3-19-16
27	Tyler Ulis at South Carolina	2-13-16
27	Julius Randle vs. Michigan St.	11-12-13
27	Terrence Jones at LSU	1-28-12
27	Anthony Davis vs. ARKANSAS	1-17-12
27	Terrence Jones vs. Notre Dame	12-8-10
27	DeMarcus Cousins at S. Carolina	1-26-10
27	D. Cousins vs. S. HOUSTON ST.	11-19-09

Active: 47, Malik Monk vs. North Carolina, 12-17-16

SEC: 37, Malik Monk vs. GEORGIA, 1-31-17

Postseason: 30, Tyler Ulis vs. Texas A&M, 3-13-16

SEC Turnout: 30, Tyler Ulis vs. Texas A&M, 3-13-16

NCAA Turnout: 30, Brandon Knight vs. West Va., 3-19-11

Rupp Arena: 37, Malik Monk vs. GEORGIA, 1-31-17

On the Road: 34, Malik Monk at Ole Miss, 12-29-16

Neutral: 47, Malik Monk vs. North Carolina, 12-17-16

SEC Road: 34, Malik Monk at Ole Miss, 12-29-16

Ranked Opp.: 47, Malik Monk vs. North Carolina, 12-17-16

Freshman: 47, Malik Monk vs. North Carolina, 12-17-16

Sophomore: 30, Tyler Ulis vs. Texas A&M, 3-13-16

Junior: 25, Derek Willis vs. TENNESSEE, 2-18-16

Senior: 25, Alex Poythress at Alabama, 1-19-16

SEC Opener: 25, Terrence Jones vs. E. TENN. ST., 11-12-10

SEC Opener: 34, Malik Monk at Ole Miss, 12-29-16

***In some cases, the most recent occurrence is listed*

MOST POINTS IN AN SEC GAME

Pts.	Player vs. Opponent	Date
37	Malik Monk vs. GEORGIA	1-31-17
35	Jamal Murray vs. FLORIDA	2-6-16
35	Terrence Jones vs. AUBURN	1-11-11
34	Malik Monk at Ole Miss	12-29-16
33	Jamal Murray at Vanderbilt	2-27-16
28	Jamal Murray vs. TENNESSEE	2-18-16
28	Anthony Davis vs. VANDERBILT	2-25-12
27	Malik Monk vs. SOUTH CAROLINA	1-21-17
27	De'Aaron Fox vs. ARKANSAS	1-17-17
27	Tyler Ulis at South Carolina	2-13-16
27	Terrence Jones at LSU	1-28-12
27	Anthony Davis vs. ARKANSAS	1-17-12
27	DeMarcus Cousins at S. Carolina	1-26-10
26	Malik Monk vs. TEXAS A&M	1-3-17
26	Jamal Murray at South Carolina	2-13-16
26	Aaron Harrison vs. OLE MISS	1-6-15
26	Andrew Harrison vs. TENNESSEE	1-18-14
26	Kyles Young vs. MISSISSIPPI ST.	1-8-14
26	James Wiltjer at Ole Miss	1-29-13
26	Brandon Knight at Arkansas	2-23-11

MOST POINTS IN A HALF

Pts.	Player vs. Opponent	Date
27	Malik Monk ² vs. North Carolina	12-17-16
27	Jamal Murray ² vs. Ohio State	12-19-15
24	Malik Monk ² at Ole Miss	12-29-16
23	Malik Monk ² vs. GEORGIA	1-31-17
23	Julius Randle ² vs. Michigan St.	11-12-13
22	Terrence Jones ² vs. AUBURN	1-11-11
22	Eric Bledsoe ² vs. MOREHEAD ST.	11-13-09
21	Jamal Murray ² at Vanderbilt	2-27-16
21	Malik Monk ² vs. North Carolina	12-17-16
20	Jamal Murray ² vs. FLORIDA	2-6-16
20	Terrence Jones ² at Georgia	1-8-11
20	D. Cousins ² vs. UNC Asheville	11-30-09

1 - First Half; 2 - Second Half

MOST POINTS OFF THE BENCH

Pts.	Player vs. Opponent	Date
35	Terrence Jones vs. AUBURN	1-11-11
32	Doron Lamb vs. WINTHROP	12-22-10
26	Kyle Wiltjer at Ole Miss	1-29-13
24	Kyle Wiltjer vs. LOYOLA	12-22-11
24	Doron Lamb at North Carolina	12-4-10
23	Kyle Wiltjer vs. LIPSCOMB	12-15-12
20	Doron Lamb at Ole Miss	2-1-11
20	Doron Lamb vs. E. TENN. ST.	11-12-10

MOST 3-POINTERS MADE

3's	Player vs. Opponent	Date
8	Malik Monk vs. North Carolina	12-17-16
8	Jamal Murray vs. FLORIDA	2-6-16
8	Eric Bledsoe vs. E. Tenn. St.	3-18-10
7	Malik Monk vs. GEORGIA	1-31-17
7	Malik Monk vs. Michigan St.	11-15-16
7	Derek Willis vs. TENNESSEE	2-18-16
7	Jamal Murray vs. Ohio State	12-19-15
7	Kyle Wiltjer vs. LIPSCOMB	12-15-12
7	Kyle Wiltjer vs. LAFAYETTE	11-16-12
7	Doron Lamb vs. WINTHROP	12-22-10

MOST FREE THROWS

Fts	Player vs. Opponent	Date
14	Tyler Ulis at Arkansas	1-21-16
13	Julius Randle at Ole Miss	2-18-14
13	Julius Randle vs. BELMONT	12-21-13
12	Tyler Ulis at Tennessee	2-2-16
12	Dakari Johnson vs. UT ARL.	11-25-14
12	Archie Goodwin at Ole Miss	1-29-13
12	Archie Goodwin vs. MOREHEAD ST.	11-21-12
12	Anthony Davis vs. LOUISVILLE	12-31-11

MOST REBOUNDS

Rebs	Player vs. Opponent	Date
19	M. Kidd-Gilchrist vs. LOUISVILLE	12-31-11
18	Anthony Davis vs. CHATT.	12-17-11
18	D. Cousins vs. LOUISVILLE	1-2-10
18	Patrick Patterson vs. RIDER	11-21-09
18	D. Cousins vs. SAM HOUSTON ST.	11-19-09
17	Terrence Jones vs. Notre Dame	12-8-10
17	Terrence Jones at Washington	11-23-10
16	Wenyan Gabriel vs. AUBURN	1-14-17
16	Julius Randle vs. LSU	3-14-14
16	Julius Randle vs. UNC ASHEVILLE	11-8-13
16	Nerlens Noel vs. BAYLOR	12-1-12
16	Anthony Davis vs. Kansas	4-2-12
16	Anthony Davis vs. LITTLE ROCK	1-3-12
15	Bam Adebayo at Missouri	2-21-17
15	Julius Randle vs. Kansas State	3-21-14
15	Julius Randle at South Carolina	3-1-14
15	Julius Randle vs. LSU	2-22-14
15	Julius Randle vs. CLEV. ST.	11-25-13
15	Julius Randle vs. R. MORRIS	11-17-13
15	Anthony Davis vs. ST. JOHN'S	12-1-11
15	Terrence Jones vs. UConn	4-2-11
15	DeMarcus Cousins vs. Tennessee	3-13-10

Active: 16, Wenyan Gabriel vs. AUBURN, 1-14-17

SEC: 16, Wenyan Gabriel vs. AUBURN, 1-14-17

Postseason: 16, Julius Randle vs. LSU, 3-14-14

SEC Turnout: 16, Julius Randle vs. LSU, 3-14-14

NCAA Turnout: 16, Anthony Davis vs. Kansas, 4-2-12

Rupp Arena: 19, M. Kidd-Gilchrist vs. LOUISVILLE, 12-31-11

On the Road: 17, Terrence Jones at Wash., 11-23-10

SEC Road: 15, Bam Adebayo at Missouri, 2-21-17

Ranked Opp.: 19, M. Kidd-Gilchrist vs. LOUISVILLE, 12-31-11

Freshman: 19, M. Kidd-Gilchrist vs. LOUISVILLE, 12-31-11

Sophomore: 14, Isaiah Briscoe at Tennessee, 1-24-17

Junior: 18, Patrick Patterson vs. RIDER, 11-21-09

Senior: 14, Josh Harrellson at Arkansas, 2-23-11

Opener: 16, Julius Randle vs. UNC ASHEVILLE, 11-8-13

SEC Opener: 12, W. Cauley-Stein vs. OLE MISS, 1-6-15

***In some cases, the most recent occurrence is listed*

MOST OFFENSIVE REBOUNDS

Rebs	Player vs. Opponent	Date
9	W. Cauley-Stein vs. ARKANSAS	2-27-14
9	DeMarcus Cousins vs. OLE MISS	2-2-10
9	Patrick Patterson vs. RIDER	11-21-09
8	Bam Adebayo vs. UT MARTIN	11-25-16
8	D. Johnson vs. GRAND CANYON	11-14-14
8	D. Cousins vs. VANDERBILT	1-30-10
8	Patrick Patterson at Indiana	12-12-09
8	D. Cousins vs. S. HOUSTON ST.	11-19-09

MOST DEFENSIVE REBOUNDS

Rebs	Player vs. Opponent	Date
15	Terrence Jones vs. Notre Dame	12-8-10
14	DeMarcus Cousins vs. LOUISVILLE	1-2-10
13	Anthony Davis vs. LSU	3-9-12
13	M. Kidd-Gilchrist vs. LOUISVILLE	12-31-11
13	Anthony Davis vs. CHATT.	12-17-11
13	Terrence Jones vs. Washington	11-23-10
12	Karl-Anthony Towns vs. GEORGIA	2-3-15
12	Julius Randle vs. Kansas State	3-21-14
12	Anthony Davis vs. Kansas	4-2-12
12	Anthony Davis vs. Louisville	3-31-12
12	A. Davis vs. ARK.-LITTLE ROCK	1-3-12

MOST ASSISTS

Assts.	Player vs. Opponent	Date
16	John Wall vs. HARTFORD	12-29-09
14	Tyler Ulis vs. LSU	3-5-16
14	John Wall vs. UNC Asheville	11-30-09
12	De'Aaron Fox vs. SFA	11-11-16
12	Tyler Ulis at South Carolina	2-13-16
11	Isaiah Briscoe at Ole Miss	12-29-16
11	De'Aaron Fox vs. CLEVELAND ST.	11-23-16
11	Tyler Ulis at Florida	3-1-16
11	Tyler Ulis at Texas A&M	2-20-16
11	Tyler Ulis vs. FLORIDA	2-6-16
11	John Wall vs. E. Tenn. State	3-18-10
11	John Wall vs. RIDER	11-21-09

Active: 12, De'Aaron Fox vs. SFA, 11-11-16

SEC: 14, Tyler Ulis vs. LSU, 3-5-16

Postseason: 11, J. Wall vs. E. Tennessee State, 3-18-10

SEC Turnout: 9, Andrew Harrison vs. Georgia, 3-15-14

NCAA Turnout: 11, J. Wall vs. E. Tennessee St., 3-18-10

Rupp Arena: 16, John Wall vs. HARTFORD, 12-29-09

On the Road: 12, Tyler Ulis, at South Carolina, 2-13-16

SEC Road: 12, Tyler Ulis, at South Carolina, 2-13-16

Ranked Opp.: 12, Tyler Ulis, at South Carolina, 2-13-16

Freshman: 16, John Wall vs. HARTFORD, 12-29-09

Sophomore: 14, Tyler Ulis vs. LSU, 3-5-16

Junior: 9, DeAndre Liggins vs. WINTHROP, 12-22-10

Senior: 10, Julius Mays vs. LAFAYETTE, 11-16-12

Opener: 12, De'Aaron Fox vs. SFA, 11-11-16

SEC Opener: 11, Isaiah Briscoe at Ole Miss, 12-29-16

***In some cases, the most recent occurrence is listed*

MOST POINTS-REBOUNDS-ASSISTS

P-R-A	Player vs. Opponent	Date
49 (47-0-2)	Malik Monk vs. UNC	12-17-16
47 (27-17-3)	T. Jones vs. Notre Dame	12-8-10
45 (29-13-3)	T. Jones vs. Oklahoma	11-22-10
45 (27-18-0)	D. Cousins vs. S. HOUSTON	11-19-09
44 (24-19-1)	M. Kidd-Gilchrist vs. LOUISVILLE	12-31-11
43 (33-9-2)	Jamal Murray at Vanderbilt	2-27-16
43 (35-8-0)	Terrence Jones vs. AUBURN	1-11-11
42 (23-11-8)	Isaiah Briscoe vs. GEORGIA	1-31-17
42 (35-6-1)	Jamal Murray vs. FLORIDA	2-6-16
41 (37-3-1)	Malik Monk vs. GEORGIA	1-31-17
41 (34-6-1)	Malik Monk at Ole Miss	12-29-16
41 (26-10-5)	J. Young vs. MISSISSIPPI STATE	1-8-14
41 (27-13-1)	J. Randle vs. Michigan State	11-12-13
41 (27-14-0)	A. Davis vs. ARKANSAS	1-17-12
40 (19-11-10)	Isaiah Briscoe at Ole Miss	12-29-16
40 (23-16-1)	J. Randle vs. UNC ASHEVILLE	11-8-13
40 (22-9-9)	A. Goodwin vs. LIU-BROOK	11-23-12

MOST MINUTES WITHOUT A TURNOVER

Mins.	Player vs. Opponent	Date
44	Darius Miller at Arkansas	2-23-11
41	Aaron Harrison vs. LSU	2-22-14
40	Tyler Ulis vs. Duke	11-17-15
40	Aaron Harrison vs. OLE MISS	1-6-15
40	Alex Poythress vs. MISSOURI	2-23-13
39	Nerlens Noel vs. TEXAS A&M	1-12-13
39	Ryan Harrow at Louisville	12-29-12
39	Anthony Davis vs. ALABAMA	1-21-12
39	M. Kidd-Gilchrist vs. LOUISVILLE	12-31-11
38	Aaron Harrison at LSU	1-28-14
38	P. Patterson vs. Mississippi State	3-14-10

MOST BLOCKED SHOTS

Blks.	Player vs. Opponent	Date
12	Nerlens Noel at Ole Miss	1-29-13
9	W. Cauley-Stein vs. BOISE STATE	12-10-13
9	Willie Cauley-Stein vs. Providence	12-1-13
8	Nerlens Noel at Alabama	1-22-13
8	Anthony Davis at South Carolina	2-4-12
8	Anthony Davis vs. ST. JOHN'S	12-1-11
7	K. Towns vs. VANDERBILT	1-20-15
7	W. Cauley-Stein vs. E. MICHIGAN	11-27-13
7	Willie Cauley-Stein vs. MISSOURI	2-23-13
7	Nerlens Noel at Auburn	1-19-13
7	Nerlens Noel vs. TEXAS A&M	1-12-13
7	Nerlens Noel vs. LIPSCOMB	12-15-12
7	Nerlens Noel vs. PORTLAND	12-8-12
7	A. Davis vs. Western Kentucky	3-15-12
7	Anthony Davis at Vanderbilt	2-11-12
7	Anthony Davis vs. TENNESSEE	1-31-12
7	Anthony Davis vs. ARKANSAS	1-17-12
7	A. Davis vs. SOUTH CAROLINA	1-7-12
7	Anthony Davis vs. Kansas	11-15-11

Active: 4, Bam Adebayo vs. UCLA, 11-3-16

SEC: 12, Nerlens Noel at Ole Miss, 1-29-13

Postseason: 7, A. Davis vs. Western Kentucky, 3-15-12

SEC Turnout: 6, Anthony Davis vs. LSU, 3-11-12

NCAA Turnout: 7, A. Davis vs. Western Kent., 3-15-12

Rupp Arena: 9, W. Cauley-Stein vs. BOISE ST., 12-10-13

On the Road: 12, Nerlens Noel at Ole Miss, 1-29-13

SEC Road: 12, Nerlens Noel at Ole Miss, 1-29-13

Ranked Opp.: 12, Nerlens Noel at Ole Miss, 1-29-13

Freshman: 12, Nerlens Noel at Ole Miss, 1-29-13

Sophomore: 9, W. Cauley-Stein vs. BOISE ST., 12-10-13

Junior: 4, Willie Cauley-Stein vs. ARKANSAS, 2-28-15

Senior: 6, Josh Harrellson vs. PENN., 1-3-11

Opener: 5, Anthony Davis vs. MARIST, 11-11-11

SEC Opener: 7, A. Davis vs. SOUTH CAROLINA, 1-7-12

CALIPARI ERA TEAM SINGLE-GAME RECORDS

MOST POINTS

Pts.(Score)	Opp.	Date
115 (115-69)	vs. Arizona State	11-28-16
111 (111-76)	UT MARTIN	11-25-16
110 (110-75)	AUBURN	2-21-15
108 (108-58)	MARIST	11-11-11
105 (105-76)	UT ARLINGTON	11-19-13
104 (104-75)	LIU BROOKLYN	11-23-12
104 (104-61)	HARTFORD	12-29-09
103 (103-100)	vs. North Carolina	12-17-16
102 (102-90)	vs. Indiana	3-23-12
102 (102-92)	SAM HOUSTON ST.	11-19-09

MOST POINTS IN A LOSS

Pts.(Score)	Opp.	Date
92 (97-92)	UCLA	12-3-16
85 (85-87)	at Arkansas	1-14-14
84 (90-84)	at Kansas	1-30-16
82 (87-82)	at LSU	1-28-14
80 (82-80)	at Tennessee	1-24-17
77 (79-77)	at Texas A&M	2-20-16
77 (87-77)	at UCLA	12-3-15
77 (77-82)	at North Carolina	12-14-13
77 (77-80)	at Louisville	12-19-12
76 (76-77)	at Arkansas	2-23-11

MOST POINTS IN A WIN OVER AP RANKED TEAM

Pts.(Score)	Opp.	Date
103 (103-100)	vs. North Carolina	12-17-16
102 (102-90)	vs. Indiana	3-23-12
87 (87-74)	at Ole Miss	1-29-13
85 (85-69)	SOUTH CAROLINA	1-21-17
85 (85-75)	OLE MISS	2-2-10
85 (85-72)	VANDERBILT	1-30-10
84 (84-67)	ARKANSAS	2-28-15
84 (84-70)	NORTH CAROLINA	12-13-14
82 (82-77)	vs. Texas A&M	3-13-16
82 (82-70)	vs. Baylor	3-25-12
78 (78-39)	vs. West Virginia	3-26-15
78 (78-63)	vs. Arkansas	3-15-15
78 (78-76)	vs. Wichita State	3-23-14
78 (78-58)	FLORIDA	2-7-12
78 (78-63)	at Louisville	12-31-10

MOST PTS. AT NEUTRAL SITE

Pts.(Score)	Opp.	Date
115 (115-69)	vs. Arizona State	11-28-16
103 (103-100)	vs. North Carolina	12-17-16
102 (102-90)	vs. Indiana	3-23-12
100 (100-71)	vs. East Tennessee St.	3-18-10
96 (96-73)	vs. Hofstra	12-11-16
94 (94-57)	vs. UNC Asheville	11-30-09
93 (93-80)	vs. Georgia	3-12-16
91 (91-67)	vs. Auburn	3-14-15
90 (90-60)	vs. Wake Forest	3-20-10
87 (87-71)	vs. Iowa State	3-17-12

MOST PTS. IN NCAA TOURNEY

Pts.(Score)	Opp.	Date
102 (102-90)	vs. Indiana	3-23-12
100 (100-71)	vs. East Tennessee St.	3-18-10
90 (90-60)	vs. Wake Forest	3-20-10
87 (87-71)	vs. Iowa State	3-17-12
85 (85-57)	vs. Stony Brook	3-17-16
82 (82-70)	vs. Baylor	3-25-12
81 (81-66)	vs. Western Kentucky	3-15-12
79 (79-56)	vs. Hampton	3-19-15
78 (78-39)	vs. West Virginia	3-26-15
78 (78-76)	vs. Wichita St.	3-23-14

MOST PTS. IN SEC TOURNEY

Pts.(Score)	Opp.	Date
93 (93-80)	vs. Georgia	3-12-16
91 (91-67)	vs. Auburn	3-14-15
85 (85-59)	vs. Alabama	3-11-16
85 (85-67)	vs. LSU	3-14-14
82 (82-77)	vs. Texas A&M	3-13-16
78 (78-63)	vs. Arkansas	3-15-15
75 (75-66)	vs. Ole Miss	3-11-11
75 (75-74)	vs. Miss. State	3-14-10
74 (74-71)	vs. Florida	3-10-12
74 (74-45)	vs. Tennessee	3-13-10

MOST PTS. IN RUPP ARENA WIN

Pts.(Score)	Opp.	Date
111 (111-76)	UT MARTIN	11-25-16
110 (110-75)	AUBURN	2-21-15
108 (108-58)	MARIST	11-11-11
105 (105-76)	UT ARLINGTON	11-19-13
104 (104-75)	LIU BROOKLYN	11-23-12
104 (104-61)	HARTFORD	12-29-09
102 (102-92)	SAM HOUSTON ST.	11-19-09
101 (101-70)	CLEVELAND STATE	11-23-16
101 (101-49)	LAFAYETTE	11-16-12
101 (101-70)	ARKANSAS	1-23-10

MOST PTS. IN ROAD GAME WIN

Pts.(Score)	Opp.	Date
99 (99-76)	at Ole Miss	12-29-16
90 (90-73)	at Indiana	12-12-09
89 (89-62)	at South Carolina	2-13-16

89 (89-77)	at Florida	1-12-10
88 (88-81)	at Mississippi St.	1-17-17
88 (88-79)	at Florida	3-1-16
87 (87-81)	at Vanderbilt	1-10-17
87 (87-74)	at Ole Miss	1-29-13
86 (86-52)	at South Carolina	2-4-12

MOST POINTS IN A HALF

Pts.	Opp.	Date
63 ²	UT ARLINGTON	11-19-13
60 ¹	MARIST	11-11-11
58 ¹	at Ole Miss	12-29-16
58 ¹	vs. Arizona State	11-28-16
58 ²	UT MARTIN	11-25-16
58 ²	AUBURN	2-21-15
57 ²	vs. Arizona State	11-28-16
57 ¹	ARKANSAS	1-23-10
57 ¹	HARTFORD	12-29-09
56 ²	ARKANSAS	1-7-17
56 ¹	vs. North Carolina	12-17-16
56 ¹	CLEVELAND STATE	11-23-16
56 ¹	DREXEL	12-21-09

¹ - First Half; ² - Second Half

FEWEST POINTS

Pts.(Score)	Opp.	Date
48 (48-64)	vs. Vanderbilt	3-15-13
50 (50-64)	at Notre Dame	11-29-12
52 (52-69)	at Florida	2-12-13
54 (54-60)	vs. UConn	4-7-14
55 (55-48)	ALABAMA	3-4-14
55 (55-59)	at Alabama	1-22-13
55 (55-64)	BAYLOR	12-1-12
55 (55-56)	vs. UConn	4-2-11
56 (56-49)	vs. Kansas State	3-21-14
56 (56-46)	COLUMBIA	12-10-14

FEWEST POINTS IN A WIN

Pts.(Score)	Opp.	Date
55 (55-48)	ALABAMA	3-4-14
56 (56-49)	vs. Kansas State	3-21-14
56 (56-46)	COLUMBIA	12-10-14
57 (57-44)	at Georgia	1-24-12
58 (58-50)	at Louisville	12-27-14
58 (58-38)	PROVIDENCE	11-30-14
58 (58-43)	at South Carolina	1-24-14
58 (58-56)	at Vanderbilt	2-20-10
59 (59-57)	vs. Princeton	3-1-11
60 (60-58)	at Vanderbilt	1-10-13
60 (60-51)	vs. LSU	3-9-12

FEWEST PTS. AT NEUTRAL SITE

Pts.(Score)	Opp.	Date
48 (48-64)	vs. Vanderbilt	3-15-13
54 (54-60)	vs. UConn	4-7-14
55 (55-56)	vs. UConn	4-2-11
56 (56-49)	vs. Kansas State	3-21-14
59 (59-57)	vs. Princeton	3-17-11
60 (60-61)	vs. Florida	3-16-14
60 (60-51)	vs. LSU	3-9-12
62 (62-67)	vs. Baylor	12-6-13
62 (62-60)	vs. Ohio State	3-25-11
62 (62-45)	vs. Cornell	3-25-10
62 (62-52)	vs. Old Dominion	11-20-11

FEWEST POINTS IN NCAA TOURNEY

Pts.(Score)	Opp.	Date
54 (54-60)	vs. UConn	4-7-14
55 (55-56)	vs. UConn	4-2-11
56 (56-49)	vs. Kansas State	3-21-14
59 (59-57)	vs. Princeton	3-17-11
62 (62-60)	vs. Ohio State	3-25-11
62 (62-45)	vs. Cornell	3-25-10
64 (64-71)	vs. Wisconsin	4-4-15
64 (64-51)	vs. Cincinnati	3-21-15
66 (66-73)	vs. West Virginia	3-27-10
67 (67-73)	vs. Indiana	3-19-16
67 (67-59)	vs. Kansas	4-2-12

FEWEST PTS. IN SEC TOURNEY

Pts.(Score)	Opp.	Date
48 (48-64)	vs. Vanderbilt	3-15-13
60 (60-61)	vs. Florida	3-16-14
60 (60-51)	vs. LSU	3-9-12
64 (64-49)	vs. Florida	3-13-15
64 (64-71)	vs. Vanderbilt	3-11-12
70 (70-58)	vs. Georgia	3-15-14
70 (70-54)	vs. Florida	3-13-11
72 (72-58)	vs. Alabama	3-12-11
74 (74-71)	vs. Florida	3-10-12
74 (74-45)	vs. Tennessee	3-13-10

FEWEST PTS. IN RUPP ARENA

Pts.(Score)	Opp.	Date
55 (55-64)	BAYLOR	12-1-12
56 (56-46)	COLUMBIA	12-10-14
58 (58-38)	PROVIDENCE	11-30-14
61 (61-57)	FLORIDA	3-9-13

FEWEST PTS. IN ROAD GAME

Pts.(Score)	Opp.	Date
50 (50-64)	at Notre Dame	11-29-12
52 (52-69)	at Florida	2-12-13
55 (55-48)	at Alabama	3-4-14
55 (55-59)	at Alabama	1-22-13
57 (57-59)	at Robert Morris	3-19-13
57 (57-44)	at Georgia	1-24-12
58 (58-50)	at Louisville	12-27-14
58 (58-43)	at South Carolina	1-24-14
58 (58-88)	at Tennessee	2-16-13
58 (58-56)	at Vanderbilt	2-20-10

FEWEST POINTS IN A HALF

Pts.	Opp.	Date
19 ²	at Georgia	1-24-12
21 ¹	vs. UConn	4-2-11
22 ¹	at Louisville	12-27-14
22 ²	at Alabama	1-22-13
22 ¹	at Tennessee	3-6-11
23 ¹	COLUMBIA	12-10-14
23 ²	vs. UConn	4-7-14
23 ¹	vs. Vanderbilt	3-15-13
23 ²	vs. Maryland	11-9-12
23 ¹	vs. UConn	12-9-09

¹ - First Half; ² - Second Half

MOST FIELD GOALS

Fgs.	Opp.	Date
46	MARIST	11-11-11
44	vs. Arizona State	11-28-16
44	AUBURN	2-21-15
42	LIU-BROOKLYN	11-23-12
41	UT MARTIN	11-25-16
41	HARTFORD	12-29-09
40	vs. North Carolina	12-17-16
40	LAFAYETTE	11-16-12
38	CLEVELAND STATE	11-23-16
38	LSU	3-5-16
38	vs. Wake Forest	3-20-10

FEWEST FIELD GOALS

Fgs.	Opp.	Date
14	at South Carolina	3-1-14
16	ALABAMA	3-4-14
17	LOUISVILLE	12-31-11
17	at Auburn	2-12-14
18	vs. LSU	3-9-12
18	vs. Vanderbilt	3-15-13
18	vs. Florida	3-16-14
18	vs. UConn	4-7-14
18	at Texas A&M	1-10-15
18	at South Carolina	1-24-15

MOST FIELD-GOAL ATTEMPTS

Fgs.	Opp.	Date
84	vs. Arizona State	11-28-16
80	UCLA	12-3-16
77	ARKANSAS	1-23-10
76	ARKANSAS	2-27-14
75	MARIST	11-11-11
74	at Ole Miss	12-29-16
74	vs. North Carolina	12-17-16
74	UT MARTIN	11-25-16

FEWEST FIELD-GOAL ATTEMPTS

Fgs.	Opp.	Date
39	at South Carolina	1-24-15
40	at Robert Morris	3-19-13
41	ALABAMA	1-31-15
41	TENNESSEE	1-31-12
42	FLORIDA	2-15-14
42	vs. Providence	12-1-13
42	vs. LSU	3-9-12
42	vs. Cleveland State	11-24-09

MOST FREE THROWS

Fts.	Opp.	Date
35	vs. Indiana	3-23-12
33	at South Carolina	3-1-14
32	LOUISVILLE	12-31-11
31	MOREHEAD STATE	11-21-12
30	INDIANA	12-11-10
30	vs. Auburn	3-14-15
30	UNC ASHEVILLE	11-8-13
30	vs. Baylor	3-25-12
29	ILLINOIS STATE	11-30-15
29	at North Carolina	12-14-13

FEWEST FREE THROWS

Fts.	Opp.	Date
4	vs. UConn	4-2-11
4	VANDERBILT	1-23-16
6	vs. Michigan	3-30-14
6	at Florida	2-12-13
6	at Alabama	1-22-13
6	vs. Princeton	3-17-11
7	at LSU	2-10-15
7	vs. UCLA	12-20-14
7	at Florida	3-4-12
7	at Georgia	1-24-12
7	vs. Wake Forest	3-20-10

MOST FREE-THROW ATTEMPTS

Fts.	Opp.	Date
48	UNC ASHEVILLE	11-8-13
46	ILLINOIS STATE	11-30-15
44	vs. Baylor	3-25-12
44	INDIANA	12-11-10
43	at North Carolina	12-14-13
43	LOUISVILLE	12-31-11
42	at South Carolina	3-1-14
41	vs. LSU	3-14-14
41	MOREHEAD STATE	11-21-12

FEWEST FREE-THROW ATTEMPTS

Fts.	Opp.	Date
6	VANDERBILT	1-23-16
10	vs. Wisconsin	4-4-15
11	at LSU	2-10-15
11	vs. Michigan	3-30-14
11	MISSISSIPPI STATE	2-27-13
11	at Florida	12-2-13
11	at Alabama	1-22-13
11	at Florida	3-4-12
11	GEORGIA	3-1-12
11	FLORIDA	2-7-12
11	vs. Princeton	3-17-11

MOST 3-POINTERS

3s

CALIPARI ERA TEAM SINGLE-GAME RECORDS

MOST OFFENSIVE REBOUNDS

Rebs.	Opp.	Date
26	ARKANSAS	2-27-14
24	GRAND CANYON	11-14-14
24	vs. West Virginia	3-27-10
22	NIJT	11-14-15
22	at Auburn	2-2-14
22	ARKANSAS	1-23-10
21	VALPARAISO	12-7-16
21	COLUMBIA	12-10-14
21	at South Carolina	3-1-14
21	BAYLOR	12-1-12
21	at Indiana	12-12-09

FEWEST OFFENSIVE REBOUNDS

Rebs.	Opp.	Date
3	at South Carolina	1-24-14
5	GEORGIA	2-3-15
5	ALABAMA	1-31-15
5	MISSISSIPPI STATE	2-15-11
5	GEORGIA	1-29-11

MOST DEFENSIVE REBOUNDS

Rebs.	Opp.	Date
39	vs. Arizona State	11-28-16
39	ROBERT MORRIS	11-17-13
39	EASTERN MICHIGAN	1-2-13
38	vs. Hampton	3-19-15
38	EASTERN KENTUCKY	12-7-14
38	vs. Cleveland State	11-24-09
37	at Texas A&M	1-10-15
37	LOUISVILLE	12-31-11
37	ARKANSAS	1-23-10
36	at Florida	3-1-16
36	RADFORD	11-23-11
36	MARIST	11-11-11

FEWEST DEFENSIVE REBOUNDS

Rebs.	Opp.	Date
9	at Tennessee	2-16-13
13	NORTH CAROLINA	12-13-14
15	vs. Baylor	12-6-13
15	at Alabama	1-18-11
16	vs. Wisconsin	4-4-15
16	ALABAMA	1-31-15
16	TEXAS A&M	1-12-13
16	at Auburn	1-11-12
16	vs. UConn	11-24-10

MOST ASSISTS

Assts.	Opp.	Date
33	vs. Arizona State	11-28-16
30	HARTFORD	12-29-09
28	LIU-BROOKLYN	11-23-12
28	vs. UNC Asheville	11-30-09
25	CLEVELAND STATE	11-23-16
25	AUBURN	2-21-15
25	vs. UCLA	12-20-14
24	at Ole Miss	12-29-16
24	UT MARTIN	11-25-16
24	BOSTON	11-21-14
24	MARIST	11-11-11
24	vs. East Tennessee State	3-18-10

FEWEST ASSISTS

Assts.	Opp.	Date
5	LSU	2-22-14
6	VANDERBILT	3-1-11
7	at Florida	2-4-17
7	vs. Wisconsin	4-4-15
7	vs. Florida	3-13-15
7	ARKANSAS	2-27-14
7	at Auburn	2-12-14
7	BOISE STATE	12-10-13
7	vs. Vanderbilt	3-15-13
7	VANDERBILT	2-20-13
7	at Tennessee	1-14-12
7	vs. Washington	11-23-10

MOST TURNOVERS

Tos.	Opp.	Date
24	MOREHEAD STATE	11-13-09
23	SAM HOUSTON STATE	11-19-09
21	LOUISVILLE	12-31-11
21	vs. Old Dominion	11-20-11
21	NORTH CAROLINA	12-5-09
20	EASTERN MICHIGAN	11-27-13
20	ALBANY	11-13-15
20	vs. Cleveland State	11-24-09

FEWEST TURNOVERS

Tos.	Opp.	Date
3	at Georgia	3-3-15
3	at South Carolina	2-4-12
4	ALABAMA	2-23-16
4	COLUMBIA	12-10-14
4	vs. Wisconsin	4-5-14
4	PORTLAND	11-26-11
5	vs. Georgia	3-12-16
5	at Vanderbilt	2-27-16
5	ALABAMA	1-31-15

MOST BLOCKS

Blks.	Opp.	Date
18	ST. JOHN'S	12-1-11
15	vs. Stony Brook	3-17-16
14	at Georgia	3-3-10
13	vs. UCLA	12-20-14
13	at Ole Miss	1-29-13
13	ARKANSAS	1-17-12
13	vs. Kansas	11-15-11
13	MARIST	11-11-11

FEWEST BLOCKS

Blks.	Opp.	Date
1	at Vanderbilt	1-10-17
1	vs. Alabama	3-11-16
1	at LSU	1-5-16
1	WRIGHT STATE	11-20-15
1	ALABAMA	1-31-15
1	at Missouri	1-29-15
1	vs. Wisconsin	4-5-14
1	at Florida	3-8-14

MOST STEALS

Stls.	Opp.	Date
15	LAFAYETTE	11-16-12
13	OLE MISS	1-2-16
13	vs. UConn	12-9-09
12	STEPHEN F. AUSTIN	11-11-16
12	BOSTON	11-24-15
12	NORTH CAROLINA	12-13-14
12	PROVIDENCE	11-30-14
12	LIPSCOMB	12-15-12
12	PORTLAND	11-26-11
12	vs. Cornell	3-25-10
12	GEORGIA	1-9-10
12	vs. UNC Asheville	11-30-09

FEWEST STEALS

Stls.	Opp.	Date
0	vs. Baylor	12-6-13
1	vs. Michigan State	11-12-13
1	at Robert Morris	3-19-13
1	vs. West Virginia	3-19-11
1	FLORIDA	2-26-11

MOST PERSONAL FOULS

Fls.	Opp.	Date
33	at Kansas	1-30-16
31	at Arkansas	1-14-14
31	at North Carolina	12-14-13
29	at South Carolina	3-1-14
28	VANDERBILT	1-30-10
27	vs. Hofstra	12-11-16
27	at Florida	3-1-16
27	at UCLA	12-3-15
27	vs. West Virginia	3-27-10

FEWEST PERSONAL FOULS

Fls.	Opp.	Date
7	HARTFORD	12-29-09
8	MONTANA STATE	11-23-14
8	LAFAYETTE	11-16-12
8	vs. Florida	3-10-12
8	vs. Princeton	3-17-11
8	WINTHROP	12-22-10
8	DREXEL	12-21-09
8	vs. UNC Asheville	11-30-09

HIGHEST FIELD-GOAL PCT.

Pct.	Opp.	Date
.677	LIU-BROOKLYN	11-23-12
.647	AUBURN	2-21-15
.645	LAFAYETTE	11-16-12
.643	vs. Providence	12-1-13
.614	SOUTH CAROLINA	2-5-13
.613	MARIST	11-11-11
.603	vs. Wake Forest	3-20-10
.603	HARTFORD	12-29-09
.600	SAM HOUSTON STATE	11-19-09
.593	BOSTON	11-30-10

LOWEST FIELD-GOAL PCT.

Pct.	Opp.	Date
.269	at South Carolina	3-1-14
.281	at Texas A&M	1-10-15
.296	BAYLOR	12-1-12
.298	LOUISVILLE	12-31-11
.309	at Auburn	2-12-14
.327	ALABAMA	3-4-14
.339	vs. UConn	4-2-11
.342	ARKANSAS	2-27-14
.343	vs. West Virginia	3-27-10
.346	vs. Vanderbilt	3-15-13

HIGHEST FREE-THROW PCT.

Pct.	Opp.	Date
1.000	FLORIDA	2-7-12
1.000	AUSTIN PEAY	12-19-09
.958	TENNESSEE	1-18-14
.955	at Florida	2-7-15
.946	vs. Indiana	3-23-12
.923	at Mississippi State	2-25-15
.900	vs. Wisconsin	4-4-15

.900	at Ole Miss	2-18-14
.895	DREXEL	12-21-09
.889	at Alabama	1-17-15
.889	TENNESSEE	1-31-12

LOWEST FREE-THROW PCT.

Pct.	Opp.	Date
.333	vs. UConn	4-2-11
.391	EAST TENNESSEE ST.	11-12-10
.412	vs. Wake Forest	3-20-10
.435	at Vanderbilt	2-27-16
.471	PROVIDENCE	11-30-14
.478	at Louisville	12-29-12
.500	OLE MISS	1-2-16
.500	BOSTON	11-24-15
.500	vs. Georgia	3-15-14
.500	vs. Vanderbilt	3-15-13
.500	vs. Oklahoma	11-22-10

HIGHEST 3-POINT PERCENTAGE

Pct.	Opp.	Date
.700	at Florida	3-1-16
.692	DREXEL	12-21-09
.667	AUSTIN PEAY	12-19-09
.636	vs. Michigan	3-30-14
.625	BOSTON	11-30-14
.600	FLORIDA	2-6-16
.600	FLORIDA	2-7-12
.591	vs. Alabama	3-11-16
.583	vs. Arkansas	3-15-15
.583	at Florida	2-5-11

LOWEST 3-POINT PERCENTAGE

Pct.	Opp.	Date
.077	vs. Alabama	3-12-10
.083	TEXAS	12-5-14
.091	at Tennessee	2-27-10
.100	TENNESSEE	1-31-12
.111	at Vanderbilt	1-10-17
.118	COLUMBIA	12-10-14
.125	vs. LSU	3-9-12
.125	vs. West Virginia	3-27-10
.125	vs. Cornell	3-25-10
.143	GEORGIA	1-9-10
.143	LOUISVILLE	1-2-10

HIGHEST REBOUND MARGIN

Mg.	Opp.	Date
+31	NIJT	11-14-15
+30	GRAND CANYON	11-14-14
+28	NORTHERN KY.	11-10-13
+27	vs. Little Rock	1-3-12
+26	vs. Arizona State	11-28-16
+26	LOUISVILLE	12-31-11
+25	EASTERN KENTUCKY	12-9-15
+25	EASTERN MICHIGAN	1-2-13
+25	at Indiana	12-12-09
+24	SOUTH CAROLINA	2-14-15
+23	ROBERT MORRIS	11-17-13
+23	DREXEL	12-21-09

LOWEST REBOUND MARGIN

Mg.	Opp.	Date
-25	at Florida	2-4-17
-18	at Tennessee	2-16-13
-16	vs. Baylor	12-6-13
-16	vs. Maryland	11-9-12
-15	TENNESSEE	1-18-14
-14	at LSU	1-5-16
-12	vs. Wisconsin	4-4-15
-12	GEORGIA	2-3-15
-12	at South Carolina	1-24-14
-12	vs. Alabama	3-12-10
-11	at Kansas	1-30-16
-11	TEXAS	12-5-14

VICTORY MARGINS

Margin (Score)	Opponent	Date
+58 (86-28)	MONTANA STATE	11-13-14
+52 (101-49)	LAFAYETTE	11-16-12
+50 (108-58)	MARIST	11-11-11
+49 (86-37)	MISSOURI	1-13-15
+48 (92-44)	UT ARLINGTON	11-25-14
+48 (88-40)	RADFORD	11-23-11
+46 (115-69)	vs. Arizona State	11-28-16
+44 (88-44)	DREXEL	12-21-09
+42 (100-58)	TEXAS A&M	1-3-17
+43 (104-61)	HARTFORD	12-29-09
+40 (85-45)	GRAND CANYON	11-14-14
+39 (78-39)	vs. West Virginia	3-26-15
+39 (83-44)	vs. UCLA	12-20-14

VICTORY MARGIN IN RUPP ARENA

Margin (Score)	Opponent	Date
+58 (86-28)	MONTANA STATE	11-13-14
+52 (101-49)	LAFAYETTE	11-16-12
+50 (108-58)	MARIST	11-11-11
+49 (86-37)	MISSOURI	1-13-15

+48 (92-44)	UT ARLINGTON	11-25-14
+48 (88-40)	RADFORD	11-23-11
+44 (88-44)	DREXEL	12-21-09
+43 (104-61)	HARTFORD	12-29-09
+42 (100-58)	TEXAS A&M	1-3-17
+40 (85-45)	GRAND CANYON	11-14-14
+38 (87-49)	ROBERT MORRIS	11-17-13
+38 (88-50)	LIPSCOMB	12-15-12
+38 (82-44)	LSU	1-15-11

VICTORY MARGIN IN SEC PLAY

Margin (Score)	Opponent	Date
+49 (86-37)	MISSOURI	1-13-15
+42 (100-58)	TEXAS A&M	1-3-17
+38 (82-44)	LSU	1-15-11
+35 (110-75)	AUBURN	2-21-15
+34 (82-48)	GEORGIA	2-9-16
+34 (88-54)	MISSOURI	1-27-16
+34 (77-43)	SOUTH CAROLINA	2-14-15
+34 (86-52)	at South Carolina	2-4-12
+31 (90-59)	SOUTH CAROLINA	2-19-11
+31 (101-70)	ARKANSAS	1-23-10
+30 (43-36)	MISSISSIPPI STATE	2-27-13
+30 (79-49)	GEORGIA	3-1-12

VICTORY MARGIN ON THE ROAD

Margin (Score)	Opponent	Date
+34 (86-52)	at South Carolina	2-4-12
+31 (79-48)	at Portland	11-19-10
+27 (89-62)	at South Carolina	2-13-16
+26 (81-55)	at LSU	2-6-10
+24 (74-50)	at LSU	1-28-12
+23 (99-76)	at Ole Miss	12-29-16
+22 (70-48)	at Alabama	1-17-15
+22 (75-53)	at Auburn	1-19-13
+18 (74-56)	at Mississippi State	2-25-15
+18 (66-48)	at Tennessee	2-17-15
+17 (90-73)	at Indiana	12-12-09

VICTORY MARGIN AT A NEUTRAL SITE

Margin (Score)	Opponent	Date
+46 (115-69)	vs. Arizona State	11-28-16
+39 (78-39)	vs. West Virginia	3-26-15
+39 (83-44)	vs. UCLA	12-20-14
+38 (85-47)	vs. Penn State	11-19-11
+32 (72-40)	vs. Kansas	11-18-14
+30 (90-60)	vs. Wake Forest	3-20-10
+29 (100-71)	vs. East Tennessee St.	3-18-10
+29 (74-45)	vs. Tennessee	3-13-10
+28 (85-57)	vs. Stony Brook	3-17-16
+26 (85-59)	vs. Alabama	3-11-16



De'Aaron FOX

Freshman • Guard • 6-3 • Houston
Cypress Lakes • Undergraduate Studies

0

BIO BLAST

- One of 10 midseason finalists for the Bob Cousy Point Guard of the Year Award
- On Wooden Award Late Season Top 20 List
- Leads the SEC in assists per game (5.3)
- Has scored in double figures in 23 of 27 games he's played
- Four-time SEC Freshman of the Week (Nov. 21, Dec. 5, Dec. 19 and Jan. 9)
- Scored 14 of his 16 points in the final 4:36 of the win at UGA – eight of them on FTs
- Scored 21 points in the win at Mississippi State including a run of nine straight in the final three minutes of the game
- Recorded just the second triple-double in program history with 14 points, 11 rebounds and 10 assists vs. Arizona State
- Made his first 21 free throws of the year, the second best start by a freshman in UK history
- Tabbed to the preseason Bob Cousy Award and Naismith Trophy watch lists
- Preseason All-SEC First Team selection (AP/Coaches)
- Twelve assists vs. SFA set the UK record for dimes in an opener, as well as anyone's UK debut (with assist records dating back to the 1971-72 season)
- 2016 Texas Gatorade High School Player of the Year

SEASON AVERAGES

Games played	27
Minutes/game	29.5
Points/game	15.5
FG Pct	45.9
3FG Pct	17.3
FT Pct	72.3
Rebounds/game	4.2
Assists/game	5.3
Turnovers/game	2.3
Assist/turnover ratio	2.3
Steals/game	1.5
Blocks/game	0.2

SEASON HIGHS

Points	27, vs. ARKANSAS (1/7/17)
FG Made	11, at Vanderbilt (1/10/17)
FG Attempts	21, vs. North Carolina (12/17/16)
3FG Made	2, at Tennessee (1/24/17)
3FG Attempts	4, vs. UCLA (12/03/16)
FT Made	9, twice, last at Florida (2/4/17)
FT Attempts	10, three times, last at Georgia (2/18/17)
Rebounds	11, vs. Arizona St. (11/28/16)
Assists	12, vs. SFA (11/11/16)
Steals	3, five times, last vs. LSU (2/8/17)
Blocks	1, five times, last vs. TENNESSEE (2/14/17)
Minutes	38, vs. KANSAS (1/28/17)

CAREER HIGHS

Points	27, vs. ARKANSAS (1/7/17)
FG Made	11, at Vanderbilt (1/10/17)
FG Attempts	21, vs. North Carolina (12/17/16)
3FG Made	2, at Tennessee (1/24/17)
3FG Attempts	4, vs. UCLA (12/03/16)
FT Made	9, twice, last at Florida (2/4/17)
FT Attempts	10, three times, last at Georgia (2/18/17)
Rebounds	11, vs. Arizona St. (11/28/16)
Assists	12, vs. SFA (11/11/16)
Steals	3, five times, last vs. LSU (2/8/17)
Blocks	1, five times, last vs. TENNESSEE (2/14/17)
Minutes	38, vs. KANSAS (1/28/17)

GAME-BY-GAME

Opponent	Date	gs	min	Total		3-Pointers		Free throws		Rebounds				pf	a	t/o	blk	stl	pts	avg	
				fg	fga	pct	3fg	3fga	pct	ft	fta	pct	off								def
STEPHEN F. AUSTIN	11/11/16	*	30	3-9	.333	0-2	.000	6-6	1.000	2	2	4	4.0	3	12	3	0	3	12	12.0	
CANISIUS	11/13/16	*	33	6-13	.462	0-3	.000	9-9	1.000	1	3	4	4.0	1	3	2	0	21	16.5		
vs #13/13 Michigan State	11/15/16	*	29	3-10	.300	0-2	.000	6-6	1.000	0	4	4	4.0	2	6	3	1	1	12	15.0	
DUQUESNE	11/20/16	*	31	5-13	.385	1-2	.500	5-8	.625	1	6	7	4.8	2	6	1	0	3	16	15.3	
CLEVELAND STATE	11/23/16	*	33	6-15	.400	0-2	.000	4-7	.571	0	4	4	4.6	1	11	2	1	2	16	15.4	
UT-MARTIN	11/25/16	*	28	7-12	.583	0-3	.000	2-4	.500	1	5	6	4.8	2	5	4	0	3	16	15.5	
vs Arizona State	11/28/16	*	31	6-9	.667	1-1	1.000	1-2	.500	2	9	11	5.7	3	10	4	0	2	14	15.3	
#11/9 UCLA	12/03/16	*	34	8-20	.400	1-4	.250	3-5	.600	0	2	2	5.3	4	9	2	0	1	20	15.9	
VALPO	12/07/16	*	29	3-9	.333	0-1	.000	3-8	.375	1	6	7	5.4	1	5	1	1	2	9	15.1	
vs Hofstra	12/11/16	*	24	5-8	.625	0-1	.000	5-5	1.000	0	5	5	5.4	3	2	2	0	0	15	15.1	
vs #7/6 North Carolina	12/17/16	*	35	9-21	.429	0-2	.000	6-7	.857	0	4	4	5.3	1	10	2	0	2	24	15.9	
at #10/11 Louisville	12/21/16	*	34	7-15	.467	1-3	.333	6-10	.600	0	2	2	5.0	3	3	4	0	2	21	16.3	
at Ole Miss	12/29/16	*	23	3-10	.300	0-2	.000	1-3	.333	0	5	5	5.0	2	7	1	0	3	7	15.6	
TEXAS A&M	01/03/17	*	28	5-9	.556	0-1	.000	5-8	.625	1	4	5	5.0	0	6	3	0	2	15	15.6	
ARKANSAS	01/07/17	*	36	10-16	.625	0-2	.000	7-7	1.000	0	6	6	5.1	2	6	2	0	1	27	16.3	
at Vanderbilt	01/10/17	*	25	11-17	.647	0-1	.000	0-0	.000	0	5	5	5.1	4	2	1	0	1	22	16.7	
AUBURN	01/14/17	*	27	6-11	.545	1-2	.500	0-2	.000	1	3	4	5.0	5	5	1	0	1	13	16.5	
at Mississippi State	01/17/17	*	36	8-15	.533	0-3	.000	5-9	.556	0	5	5	5.0	0	5	3	0	1	21	16.7	
#24/24 SOUTH CAROLINA	01/21/17	*	8	3-3	1.000	0-0	.000	0-1	.000	0	1	1	4.8	0	1	0	0	0	6	16.2	
at Tennessee	01/24/17	*	25	4-9	.444	2-2	1.000	7-8	.875	0	0	0	4.6	4	4	2	1	2	17	16.2	
#2/1 KANSAS	01/28/17	*	38	5-12	.417	0-2	.000	0-0	.000	0	2	2	4.4	3	2	5	0	2	10	15.9	
GEORGIA	01/31/17	dnp	-	-	-	-	-	-	-	-	-	-	-	-	-	-	-	-	-		
at #24/23 Florida	02/04/17	*	25	5-11	.455	0-1	.000	9-10	.900	0	3	3	4.4	4	0	3	0	0	19	16.0	
LSU	02/07/17	*	33	7-13	.538	1-2	.500	1-1	1.000	0	4	4	4.3	2	6	3	0	3	16	16.0	
at Alabama	02/11/17	*	30	3-12	.250	0-2	.000	1-1	1.000	1	0	1	4.2	4	3	2	0	2	7	15.7	
TENNESSEE	02/14/17	*	32	5-13	.385	0-2	.000	3-5	.600	0	3	3	4.2	5	6	0	1	2	13	15.6	
at Georgia	02/18/17	*	25	4-14	.286	0-2	.000	8-10	.800	1	4	5	4.2	3	5	4	0	0	16	15.6	
at Mizzou	02/21/17	*	34	4-10	.400	1-2	.500	4-6	.667	1	4	5	4.2	2	4	2	0	0	13	15.5	
Totals			26	796	151-329	.459	9-52	.173	107-148	.723	13	101	114	4.2	66	144	62	5	41	418	15.5

SUPERLATIVES

Season Stats		Career Stats	
10+ points	23	10+ points	23
20+ points	7	20+ points	7
3+ assists	22	3+ assists	22
3+ steals	5	3+ steals	5
10+ rebounds	1	10+ rebounds	1
Double-doubles	4	Double-doubles	4
Dunks	13	Dunks	13

CAREER STATS

Year	GP-GS	Min-Avg	FG-FGA	Pct	3FG-FGA	Pct	FT-FTA	Pct	Off-Def-Tot-Avg	PF-FO	Ast	TO	Blk	Stl	Pts	Avg
2016-17	27-26	796-29.5	151-329	.459	9-52	.173	107-148	.723	13-101-114-4.2	66-2	144	62	5	41	418	15.5
TOTAL	27-26	796-29.5	151-329	.459	9-52	.173	107-148	.723	13-101-114-4.2	66-2	144	62	5	41	418	15.5



SACHA KILLEYA-JONES

Freshman • Forward • 6-10 • Chapel Hill, N.C.
Virginia Episcopal • Communication

1

BIO BLAST

- Missed the Georgia and Florida games with an illness
- Snared a career-high six rebounds while adding four points in a win over Arizona State
- Scored 12 points and hauled in four rebounds vs. UT Martin
- Grabbed three rebounds in his UK debut, and another four against Canisius
- One of five McDonald's All-Americans on the 2016-17 roster
- Posted 13 games with at least 20 points and 10 rebounds as a senior in high school
- Named the Virginia Player of the Year as a senior
- Youngest player on the 2016-17 roster
- Won a state title and two AAU national championships during his prep career
- An accomplished quarterback up until his sophomore season in which he gave up football to focus on basketball

SEASON AVERAGES

Games played	15
Minutes/game	6.4
Points/game	2.7
FG Pct	58.6
3FG Pct	
FT Pct	40.0
Rebounds/game	2.1
Assists/game	0.1
Turnovers/game	0.5
Assist/turnover ratio	0.3
Steals/game	0.1
Blocks/game	0.7

SEASON HIGHS

Points	12, vs. UT MARTIN (11/25/16)
FG Made	6, vs. UT MARTIN (11/25/16)
FG Attempts	8, vs. UT MARTIN (11/25/16)
3FG Made	
3FG Attempts	
FT Made	3, vs. CLEVELAND ST. (11/23/16)
FT Attempts	5, vs. CLEVELAND ST. (11/23/16)
Rebounds	6, vs. Arizona St. (11/28/16)
Assists	1, twice, last vs. ARKANSAS (1/7/17)
Steals	1, vs. Hofstra (12/11/16)
Blocks	2, three times, last vs. Hofstra (12/11/16)
Minutes	13, twice, last vs. UT MARTIN (11/25/16)

CAREER HIGHS

Points	12, vs. UT MARTIN (11/25/16)
FG Made	6, vs. UT MARTIN (11/25/16)
FG Attempts	8, vs. UT MARTIN (11/25/16)
3FG Made	
3FG Attempts	
FT Made	3, vs. CLEVELAND ST. (11/23/16)
FT Attempts	5, vs. CLEVELAND ST. (11/23/16)
Rebounds	6, vs. Arizona St. (11/28/16)
Assists	1, twice, last vs. ARKANSAS (1/7/17)
Steals	1, vs. Hofstra (12/11/16)
Blocks	2, three times, last vs. Hofstra (12/11/16)
Minutes	13, twice, last vs. UT MARTIN (11/25/16)

GAME-BY-GAME

Opponent	Date	gs	min	Total		3-Pointers		Free throws		Rebounds				pf	a	t/o	blk	stl	pts	avg
				fg-fga	pct	3fg-fga	pct	ft-fa	pct	off	def	tot	avg							
STEPHEN F. AUSTIN	11/11/16	9	0-1	.000	0-0	.000	0-0	.000		1	2	3	3.0	0	0	2	1	0	0	0.0
CANISIUS	11/13/16	7	1-1	1.000	0-0	.000	1-4	.250		1	3	4	3.5	1	0	0	1	0	3	1.5
vs #13/13 Michigan State	11/15/16	4	0-1	.000	0-0	.000	0-2	.000		0	0	0	2.3	1	0	1	0	0	0	1.0
DUQUESNE	11/20/16	13	3-5	.600	0-0	.000	0-0	.000		1	2	3	2.5	2	0	0	2	0	6	2.3
CLEVELAND STATE	11/23/16	11	1-2	.500	0-0	.000	3-5	.600		0	2	2	2.4	0	0	0	1	0	5	2.8
UT-MARTIN	11/25/16	13	6-8	.750	0-0	.000	0-0	.000		1	3	4	2.7	3	0	1	1	0	12	4.3
vs Arizona State	11/28/16	10	2-2	1.000	0-0	.000	0-0	.000		2	4	6	3.1	4	1	0	0	0	4	4.3
#11/9 UCLA	12/03/16	dnp	-	-	-	-	-	-	-	-	-	-	-	-	-	-	-	-	-	-
VALPO	12/07/16	8	1-2	.500	0-0	.000	0-2	.000		2	1	3	3.1	1	0	2	2	0	2	4.0
vs Hofstra	12/11/16	9	2-4	.500	0-0	.000	0-0	.000		2	0	2	3.0	3	0	0	2	1	4	4.0
vs #7/6 North Carolina	12/17/16	1	0-0	.000	0-0	.000	0-0	.000		0	0	0	2.7	1	0	0	0	0	0	3.6
at #10/11 Louisville	12/21/16	dnp	-	-	-	-	-	-	-	-	-	-	-	-	-	-	-	-	-	-
at Ole Miss	12/29/16	0	0-0	.000	0-0	.000	0-0	.000		0	0	0	2.5	0	0	0	0	0	0	3.3
TEXAS A&M	01/03/17	6	1-3	.333	0-0	.000	0-0	.000		2	0	2	2.4	1	0	1	0	0	2	3.2
ARKANSAS	01/07/17	2	0-0	.000	0-0	.000	2-2	1.000		0	2	2	2.4	0	1	0	0	0	2	3.1
at Vanderbilt	01/10/17	dnp	-	-	-	-	-	-	-	-	-	-	-	-	-	-	-	-	-	-
AUBURN	01/14/17	dnp	-	-	-	-	-	-	-	-	-	-	-	-	-	-	-	-	-	-
at Mississippi State	01/17/17	1	0-0	.000	0-0	.000	0-0	.000		0	0	0	2.2	2	0	0	0	0	0	2.9
#24/24 SOUTH CAROLINA	01/21/17	2	0-0	.000	0-0	.000	0-0	.000		0	0	0	2.1	0	0	0	0	0	0	2.7
at Tennessee	01/24/17	dnp	-	-	-	-	-	-	-	-	-	-	-	-	-	-	-	-	-	-
#2/1 KANSAS	01/28/17	dnp	-	-	-	-	-	-	-	-	-	-	-	-	-	-	-	-	-	-
GEORGIA	01/31/17	dnp	-	-	-	-	-	-	-	-	-	-	-	-	-	-	-	-	-	-
at #24/23 Florida	02/04/17	dnp	-	-	-	-	-	-	-	-	-	-	-	-	-	-	-	-	-	-
LSU	02/07/17	dnp	-	-	-	-	-	-	-	-	-	-	-	-	-	-	-	-	-	-
at Alabama	02/11/17	dnp	-	-	-	-	-	-	-	-	-	-	-	-	-	-	-	-	-	-
TENNESSEE	02/14/17	dnp	-	-	-	-	-	-	-	-	-	-	-	-	-	-	-	-	-	-
at Georgia	02/18/17	dnp	-	-	-	-	-	-	-	-	-	-	-	-	-	-	-	-	-	-
at Mizzou	02/21/17	dnp	-	-	-	-	-	-	-	-	-	-	-	-	-	-	-	-	-	-
Totals		0	96	17-29	.586	0-0	.000	6-15	.400	12	19	31	2.1	19	2	7	10	1	40	2.7

SUPERLATIVES

Season Stats		Career Stats	
10+ points	1	10+ points	1
20+ points	-	20+ points	-
3+ blocks	-	3+ blocks	-
3+ steals	-	3+ steals	-
10+ rebounds	-	10+ rebounds	-
Double-doubles	-	Double-doubles	-
Dunks	4	Dunks	4

CAREER STATS

Year	GP-GS	Min-Avg	FG-FGA	Pct	3FG-FGA	Pct	FT-FTA	Pct	Off-Def-Tot-Avg	PF-FO	Ast	TO	Blk	Stl	Pts	Avg
2016-17	15-0	96-6.4	17-29	.586	0-0	.000	6-15	.400	12-19-31-2.1	19-0	2	7	10	1	40	2.7
TOTAL	15-0	96-6.4	17-29	.586	0-0	.000	6-15	.400	12-19-31-2.1	19-0	2	7	10	1	40	2.7



BAM ADEBAYO

3

Freshman • Forward • 6-10 • Little Washington, N.C.
High Point Christian Acad. • Undergraduate Studies

BIO BLAST

- Has reached double figures in scoring in 22 of 28 games
- Willed UK to victory at Missouri with 22 points and a career-high 15 rebounds, the first 20-15 game by a Wildcat since Julius Randle had 23 points and 15 rebounds on Nov. 8, 2013
- Dunked a remarkable 77 shots this season. Anthony Davis owns the Calipari record with 92
- Has four double-doubles this season, tied for the most on the team
- Leads the team in rebounding at 7.4 boards per game and averaging 10.2 over the last five
- Recorded a career-high 25 points at Ole Miss on a career-high eight dunks
- Preseason All-SEC First Team (AP/Coaches)
- Named to the preseason Kareem Abdul-Jabbar and Naismith Trophy watch lists
- Tabbed a preseason second-team All-American by CBSSports.com and a third-team selection by College Basketball Talk
- North Carolina 2016 Gatorade High School Player of the Year
- One of five Wildcats who earned McDonald's All-America honors on the 2016-17 roster
- Averaged 18.9 points and 13.0 rebounds as a senior in high school
- Earned his nickname, "Bam," when he flipped a coffee table as a toddler while his mother was watching "The Flintstones"

SEASON AVERAGES

Games played	28
Minutes/game	28.3
Points/game	13.0
FG Pct	60.7
3FG Pct	
FT Pct	63.0
Rebounds/game	7.4
Assists/game	0.8
Turnovers/game	1.7
Assist/turnover ratio	0.4
Steals/game	0.7
Blocks/game	1.6

SEASON HIGHS

Points	25, at Ole Miss (12/29/16)
FG Made	12, at Ole Miss (12/29/16)
FG Attempts	19, at Ole Miss (12/29/16)
3FG Made	
3FG Attempts	
FT Made	10, twice, last at Missouri (2/21/17)
FT Attempts	13, three times, last at Missouri (2/21/17)
Rebounds	15, at Missouri (2/21/17)
Assists	3, vs. KANSAS (1/28/17)
Steals	4, at Florida (2/4/17)
Blocks	4, vs. UCLA (12/03/16)
Minutes	37, vs. KANSAS (1/28/17)

CAREER HIGHS

Points	25, at Ole Miss (12/29/16)
FG Made	12, at Ole Miss (12/29/16)
FG Attempts	19, at Ole Miss (12/29/16)
3FG Made	
3FG Attempts	
FT Made	10, twice, last at Missouri (2/21/17)
FT Attempts	13, three times, last at Missouri (2/21/17)
Rebounds	15, at Missouri (2/21/17)
Assists	3, vs. KANSAS (1/28/17)
Steals	4, at Florida (2/4/17)
Blocks	4, vs. UCLA (12/03/16)
Minutes	37, vs. KANSAS (1/28/17)

GAME-BY-GAME

Opponent	Date	gs	min	Total	fg	pct	3fg	pct	Free	Rebounds	pts	avg		
				f-a	f-a		f-a		f-a	off	def			
										tot	avg			
STEPHEN F. AUSTIN	11/11/16	*	15	1-1	1.000	0-0	.000	3-7	.429	1	0	1.0		
CANISIUS	11/13/16	*	27	3-9	.333	0-0	.000	8-13	.615	6	5	11.0		
vs #13/13 Michigan State	11/15/16	*	26	2-3	.667	0-0	.000	2-3	.667	1	4	5.7		
DUQUESNE	11/20/16	*	24	5-8	.625	0-0	.000	2-3	.667	3	5	8.3		
CLEVELAND STATE	11/23/16	*	26	5-8	.625	0-0	.000	4-4	1.000	2	5	7.6		
UT-MARTIN	11/25/16	*	25	5-10	.500	0-0	.000	5-8	.625	8	4	12.7		
vs Arizona State	11/28/16	*	23	5-7	.714	0-0	.000	2-3	.667	5	4	9.7		
#11/9 UCLA	12/03/16	*	33	4-12	.333	0-0	.000	10-13	.769	7	6	13.8		
VALPO	12/07/16	*	29	5-9	.556	0-0	.000	6-8	.750	3	4	7.8		
vs Hofstra	12/11/16	*	25	7-10	.700	0-0	.000	0-1	.000	1	6	7.8		
vs #7/6 North Carolina	12/17/16	*	19	6-11	.545	0-0	.000	1-3	.333	4	3	7.9		
at #10/11 Louisville	12/21/16	*	35	5-6	.833	0-0	.000	1-6	.167	4	5	9.8		
at Ole Miss	12/29/16	*	34	12-19	.632	0-0	.000	1-4	.250	1	3	7.7		
TEXAS A&M	01/03/17	*	23	4-6	.667	0-0	.000	2-2	1.000	1	2	3.4		
ARKANSAS	01/07/17	*	33	3-5	.600	0-0	.000	5-10	.500	4	3	7.7		
at Vanderbilt	01/10/17	*	30	3-4	.750	0-0	.000	8-10	.800	3	4	7.3		
AUBURN	01/14/17	*	35	4-5	.800	0-0	.000	7-11	.636	2	6	8.7		
at Mississippi State	01/17/17	*	20	2-2	1.000	0-0	.000	1-2	.500	1	3	4.2		
#24/24 SOUTH CAROLINA	01/21/17	*	29	5-6	.833	0-0	.000	8-12	.667	2	1	3.6		
at Tennessee	01/24/17	*	34	7-8	.875	0-0	.000	7-8	.875	1	4	5.9		
#2/1 KANSAS	01/28/17	*	37	3-7	.429	0-0	.000	4-10	.400	4	4	8.6		
GEORGIA	01/31/17	*	22	4-6	.667	0-0	.000	4-6	.667	2	3	5.8		
at #24/23 Florida	02/04/17	*	33	4-10	.400	0-0	.000	1-5	.200	1	6	7.6		
LSU	02/07/17	*	24	2-3	.667	0-0	.000	4-6	.667	3	6	9.6		
at Alabama	02/11/17	*	28	5-9	.556	0-0	.000	4-4	1.000	3	4	7.6		
TENNESSEE	02/14/17	*	33	3-5	.600	0-0	.000	1-2	.500	5	7	12.1		
at Georgia	02/18/17	*	36	5-8	.625	0-0	.000	3-4	.750	2	6	7.1		
at Mizzou	02/21/17	*	35	6-9	.667	0-0	.000	10-13	.769	4	11	15.7		
Totals			28	793	125-206	.607	0-0	.000	114-181	.630	84	124	208	7.4

SUPERLATIVES

Season Stats	Career Stats
10+ points	22
20+ points	3
3+ blocks	7
3+ steals	2
10+ rebounds	5
Double-doubles	4
Dunks	77

CAREER STATS

Year	GP-GS	Min-Avg	FG-FGA	Pct	3FG-FGA	Pct	FT-FTA	Pct	Off-Def-Tot-Avg	PF-FO	Ast	TO	Blk	Stl	Pts	Avg
2016-17	28-28	793-28.3	125-206	.607	0-0	.000	114-181	.630	84-124-208-7.4	77-2	21	48	46	19	364	13.0
TOTAL	28-28	793-28.3	125-206	.607	0-0	.000	114-181	.630	84-124-208-7.4	77-2	21	48	46	19	364	13.0



Hamidou DIALLO

Freshman • Guard • 6-5 • Queens, N.Y.
Putnam Science Academy • Undergraduate Studies

4

BIO BLAST

- Midyear enrollee who joined the team in January after graduating from Putnam Science Academy in Connecticut in May
- Top-10 prospect in the class of 2017 by many national pundits
- Ranked by 247 Sports as No. 9 overall player, while ESPN lists him at No. 11
- No. 1 shooting guard by both 247 Sports and Scout
- During his final season at Putnam the Mustangs went 38-3 overall and made an appearance in the state semifinals
- Two-time all-state honoree and averaged 19.0 points, 6.0 rebounds and 3.0 assists in his senior season
- Averaged 17.0 points and 4.0 rebounds as a junior
- Named MVP of the Hoophall Classic and the Dematha Classic
- Key member of the USA Men's U18 National Team that won gold at the 2016 FIBA Americas U18 Championship in Chile in July
- Averaged 7.6 points and 4.6 rebounds per game for Team USA
- Honor-roll student

SEASON AVERAGES

Games played	
Minutes/game	
Points/game	
FG Pct	
FT Pct	
Rebounds/game	
Assists/game	
Turnovers/game	
Assist/turnover ratio	
Steals/game	
Blocks/game	

SEASON HIGHS

Points.....	
FG Made	
FG Attempts	
3FG Made	
3FG Attempts	
FT Made.....	
FT Attempts.....	
Rebounds	
Assists.....	
Steals	
Blocks	
Minutes	

CAREER HIGHS

Points.....	
FG Made	
FG Attempts	
3FG Made	
3FG Attempts	
FT Made.....	
FT Attempts.....	
Rebounds	
Assists.....	
Steals	
Blocks	
Minutes	

GAME-BY-GAME

Has not yet played

SUPERLATIVES

Season Stats		Career Stats	
10+ points	-	10+ points	-
20+ points	-	20+ points	-
3+ blocks	-	3+ blocks	-
3+ steals	-	3+ steals	-
10+ rebounds	-	10+ rebounds	-
Double-doubles	-	Double-doubles	-
Dunks	-	Dunks	-

CAREER STATS

MALIK MONK

5

Freshman • Guard • 6-3 • Lepanto, Ark.
Bentonville • Undergraduate Studies

SEASON AVERAGES

Games played	28
Minutes/game	32.1
Points/game	21.1
FG Pct	47.2
3FG Pct	40.9
FT Pct	82.8
Rebounds/game	2.5
Assists/game	2.3
Turnovers/game	2.0
Assist/turnover ratio	1.1
Steals/game	1.2
Blocks/game	0.4

SEASON HIGHS

Points	47, vs. North Carolina (12/17/16)
FG Made	18, vs. North Carolina (12/17/16)
FG Attempts	28, vs. North Carolina (12/17/16)
3FG Made	8, vs. North Carolina (12/17/16)
3FG Attempts	13, at Tennessee (1/24/17)
FT Made	10, vs. GEORGIA (1/31/17)
FT Attempts	12, vs. GEORGIA (1/31/17)
Rebounds	8, vs. TENNESSEE (2/14/17)
Assists	7, vs. UT MARTIN (11/25/16)
Steals	5, vs. UCLA (12/03/16)
Blocks	3, vs. GEORGIA (1/31/17)
Minutes	44, vs. GEORGIA (1/31/17)

CAREER HIGHS

Points	47, vs. North Carolina (12/17/16)
FG Made	18, vs. North Carolina (12/17/16)
FG Attempts	28, vs. North Carolina (12/17/16)
3FG Made	8, vs. North Carolina (12/17/16)
3FG Attempts	13, at Tennessee (1/24/17)
FT Made	10, vs. GEORGIA (1/31/17)
FT Attempts	12, vs. GEORGIA (1/31/17)
Rebounds	8, vs. TENNESSEE (2/14/17)
Assists	7, vs. UT MARTIN (11/25/16)
Steals	5, vs. UCLA (12/03/16)
Blocks	3, vs. GEORGIA (1/31/17)
Minutes	44, vs. GEORGIA (1/31/17)

BIO BLAST

- SEC Player of the Week and USBWA National Player of the Week (Dec. 19)
- SEC Freshman of the Week (Nov. 21, Jan. 2 and Jan. 16)
- Second in the SEC in scoring with a 21.1 average. No Calipari-coached player has ever averaged more than 21.2 points for an entire year (Dajuan Wagner at Memphis in 2001-02)
- Has made 85 3-pointers in the first 28 games, tied with Jamal Murray (85) at the same point in the season when he went on to break the UK freshman record
- Scored in double figures in all 28 games this year and reached 20 or more in 15 of them
- Has scored 20 or more in nine of the last 18 and 30-plus in three of those
- Set the UK freshman single-game scoring record with 47 points vs. UNC on 18-of-22 shooting, including eight 3-pointers and the all-important go-ahead trey with seconds remaining. It's the most points any Calipari-coached player in college has ever scored
- Two games later scored 34, with five 3s, in the SEC opener at Ole Miss. It was the school record for most points by a freshman in a road game
- Preseason All-SEC Second Team (AP/Coaches)
- Tabbed Jerry West Award (nation's top shooting guard) finalist
- On the Wooden Award Late Season Top 20 List and the Naismith Trophy Midseason 30

GAME-BY-GAME

Opponent	Date	gs	min	Total		3-Pointers		Free throws		Rebounds					pf	a	t/o	blk	stl	pts	avg
				fg	fga	pct	3fg	3fga	pct	ft	fta	pct	off	def							
STEPHEN F. AUSTIN	11/11/16	*	20	4-14	.286	1-6	.167	1-1	1.000	0	0	0	0.0	3	1	1	1	1	10	10.0	
CANISIUS	11/13/16	*	32	5-11	.455	2-6	.333	4-4	1.000	1	3	4	2.0	2	2	3	1	1	16	13.0	
vs #13/13 Michigan State	11/15/16	*	34	8-17	.471	7-11	.636	0-0	.000	0	6	6	3.3	1	1	2	0	0	23	16.3	
DUQUESNE	11/20/16	*	18	6-12	.500	2-8	.250	0-0	.000	0	2	2	3.0	2	0	1	1	0	14	15.8	
CLEVELAND STATE	11/23/16	*	30	8-12	.667	4-6	.667	3-5	.600	0	3	3	3.0	1	4	3	0	2	23	17.2	
UT-MARTIN	11/25/16	*	29	10-17	.588	2-8	.250	4-4	1.000	0	2	2	2.8	2	7	2	0	1	26	18.7	
vs Arizona State	11/28/16	*	30	8-20	.400	3-10	.300	4-5	.800	0	3	3	2.9	0	4	2	0	1	23	19.3	
#11/9 UCLA	12/03/16	*	36	10-19	.526	4-8	.500	0-0	.000	2	1	3	2.9	3	0	2	0	5	24	19.9	
VALPO	12/07/16	*	22	6-13	.462	1-5	.200	2-2	1.000	1	1	2	2.8	2	1	2	0	0	15	19.3	
vs Hofstra	12/11/16	*	29	7-16	.438	4-10	.400	2-2	1.000	1	0	1	2.6	4	4	0	1	0	20	19.4	
vs #7/6 North Carolina	12/17/16	*	38	18-28	.643	8-12	.667	3-5	.600	0	0	0	2.4	0	2	2	0	1	47	21.9	
at #10/11 Louisville	12/21/16	*	29	6-17	.353	1-9	.111	3-3	1.000	0	3	3	2.4	4	1	3	0	1	16	21.4	
at Ole Miss	12/29/16	*	35	11-16	.688	5-7	.714	7-8	.875	2	4	6	2.7	2	1	1	0	3	34	22.4	
TEXAS A&M	01/03/17	*	24	8-11	.727	5-7	.714	5-5	1.000	0	1	1	2.6	1	0	1	0	1	26	22.6	
ARKANSAS	01/07/17	*	27	4-10	.400	0-5	.000	4-6	.667	1	0	1	2.5	4	3	1	0	1	12	21.9	
at Vanderbilt	01/10/17	*	29	6-15	.400	1-4	.250	5-6	.833	0	1	1	2.4	3	1	0	0	1	18	21.7	
AUBURN	01/14/17	*	36	8-14	.571	4-8	.500	4-4	1.000	0	1	1	2.3	0	6	1	1	0	24	21.8	
at Mississippi State	01/17/17	*	34	5-14	.357	0-3	.000	4-6	.667	0	3	3	2.3	1	4	5	0	1	14	21.4	
#24/24 SOUTH CAROLINA	01/21/17	*	36	9-14	.643	4-7	.571	5-6	.833	0	3	3	2.4	0	1	4	1	2	27	21.7	
at Tennessee	01/24/17	*	37	7-19	.368	3-13	.231	8-10	.800	0	3	3	2.4	2	4	5	0	1	25	21.9	
#2/1 KANSAS	01/28/17	*	39	6-13	.462	2-6	.333	4-5	.800	1	3	4	2.5	2	2	2	0	0	18	21.7	
GEORGIA	01/31/17	*	44	10-21	.476	7-11	.636	10-12	.833	0	3	3	2.5	1	1	5	3	3	37	22.4	
at #24/23 Florida	02/04/17	*	34	4-14	.286	3-7	.429	0-0	.000	0	0	0	2.4	4	2	1	1	0	11	21.9	
LSU	02/07/17	*	36	8-15	.533	4-8	.500	3-4	.750	0	0	0	2.3	0	2	2	0	2	23	21.9	
at Alabama	02/11/17	*	33	6-15	.400	2-6	.333	3-4	.750	0	1	1	2.2	3	1	0	1	2	17	21.7	
TENNESSEE	02/14/17	*	33	7-18	.389	4-7	.571	2-2	1.000	0	8	8	2.5	1	2	2	1	0	20	21.7	
at Georgia	02/18/17	*	36	3-11	.273	1-5	.200	9-11	.818	0	2	2	2.4	1	5	1	0	3	16	21.4	
at Mizzou	02/21/17	*	38	4-12	.333	1-5	.200	2-2	1.000	0	3	3	2.5	3	3	3	0	0	11	21.1	
Totals			28	898	202-428	.472	85-208	.409	101-122	.828	9	60	69	2.5	52	65	57	12	33	590	21.1

SUPERLATIVES

Season Stats		Career Stats	
10+ points	28	10+ points	28
20+ points	15	20+ points	15
3+ assists	10	3+ assists	10
3+ steals	4	3+ steals	4
10+ rebounds	-	10+ rebounds	-
Double-doubles	-	Double-doubles	-
Dunks	20	Dunks	20

CAREER STATS

Year	GP-GS	Min-Avg	FG-FGA	Pct	3FG-FGA	Pct	FT-FTA	Pct	Off-Def-Tot-Avg	PF-FO	Ast	TO	Blk	Stl	Pts	Avg
2016-17	28-28	898-32.1	202-428	.472	85-208	.409	101-122	.828	9-60-69-2.5	52-0	65	57	12	33	590	21.1
TOTAL	28-28	898-32.1	202-428	.472	85-208	.409	101-122	.828	9-60-69-2.5	52-0	65	57	12	33	590	21.1



JONNY DAVID

10

Sophomore • Guard • 6-2 • Pittsburgh
Mt. Lebanon • Kinesiology

BIO BLAST

- Scored a career-high five points, making two free throws and a 3-pointer -- his first career field goal -- in two minutes against Texas A&M
- Made his 2016 debut in the final two minutes of the Canisius game
- Appeared in 11 games during his freshman campaign
- SEC Academic Honor Roll member as a freshman
- 1,000-point scorer in high school
- His father was a letterwinner at the University of Pittsburgh while head coach John Calipari was an assistant coach

SEASON AVERAGES

Games played	7
Minutes/game	1.6
Points/game	0.7
FG Pct.	50.0
3FG Pct.	100.0
FT Pct.	50.0
Rebounds/game	
Assists/game	
Turnovers/game	0.4
Assist/turnover ratio	
Steals/game	
Blocks/game	

SEASON HIGHS

Points	5, vs. TEXAS A&M (1/3/17)
FG Made	1, vs. TEXAS A&M (1/3/17)
FG Attempts	1, twice, last vs. TEXAS A&M (1/3/17)
3FG Made	1, vs. TEXAS A&M (1/3/17)
3FG Attempts	1, vs. TEXAS A&M (1/3/17)
FT Made	2, vs. TEXAS A&M (1/3/17)
FT Attempts	2, twice, last vs. TEXAS A&M (1/3/17)
Rebounds	
Assists	
Steals	
Blocks	
Minutes	3, vs. CLEVELAND ST. (11/23/16)

CAREER HIGHS

Points	5, vs. TEXAS A&M (1/3/17)
FG Made	1, vs. TEXAS A&M (1/3/17)
FG Attempts	1, four times, last vs. TEXAS A&M (1/3/17)
3FG Made	1, vs. TEXAS A&M (1/3/17)
3FG Attempts	1, three times, last vs. TEXAS A&M (1/3/17)
FT Made	2, twice, last vs. TEXAS A&M (1/3/17)
FT Attempts	2, three times, last vs. TEXAS A&M (1/3/17)
Rebounds	
Assists	
Steals	
Blocks	
Minutes	3, vs. CLEVELAND ST. (11/23/16)

GAME-BY-GAME

Opponent	Date	gs	min	Total fg-fga	pct	3-Pointers 3fg-fga	pct	Free throws ft-fa	pct	Rebounds off	def	tot	avg	pf	a	t/o	blk	stl	pts	avg
STEPHEN F. AUSTIN	11/11/16	dnp																		
CANISIUS	11/13/16	2		0-0	.000	0-0	.000	0-2	.000	0	0	0	0.0	0	0	0	0	0	0	0.0
vs #13/13 Michigan State	11/15/16	dnp																		
DUQUESNE	11/20/16	2		0-0	.000	0-0	.000	0-0	.000	0	0	0	0.0	0	0	2	0	0	0	0.0
CLEVELAND STATE	11/23/16	3		0-1	.000	0-0	.000	0-0	.000	0	0	0	0.0	0	0	0	0	0	0	0.0
UT-MARTIN	11/25/16	1		0-0	.000	0-0	.000	0-0	.000	0	0	0	0.0	0	0	1	0	0	0	0.0
vs Arizona State	11/28/16	1		0-0	.000	0-0	.000	0-0	.000	0	0	0	0.0	0	0	0	0	0	0	0.0
#11/9 UCLA	12/03/16	dnp																		
VALPO	12/07/16	dnp																		
vs Hofstra	12/11/16	dnp																		
vs #7/6 North Carolina	12/17/16	dnp																		
at #10/11 Louisville	12/21/16	dnp																		
at Ole Miss	12/29/16	dnp																		
TEXAS A&M	01/03/17	2	1-1	1.000	1-1	1.000	2-2	1.000	0	0	0	0.0	0	0	0	0	0	0	5	0.8
ARKANSAS	01/07/17	0	0-0	.000	0-0	.000	0-0	.000	0	0	0	0.0	0	0	0	0	0	0	0	0.7
at Vanderbilt	01/10/17	dnp																		
AUBURN	01/14/17	dnp																		
at Mississippi State	01/17/17	dnp																		
#24/24 SOUTH CAROLINA	01/21/17	dnp																		
at Tennessee	01/24/17	dnp																		
#2/1 KANSAS	01/28/17	dnp																		
GEORGIA	01/31/17	dnp																		
at #24/23 Florida	02/04/17	dnp																		
LSU	02/07/17	dnp																		
at Alabama	02/11/17	dnp																		
TENNESSEE	02/14/17	dnp																		
at Georgia	02/18/17	dnp																		
at Mizzou	02/21/17	dnp																		
Totals		0	11	1-2	.500	1-1	1.000	2-4	.500	0	0	0	0.0	0	0	3	0	0	5	0.7

SUPERLATIVES

Season Stats	Career Stats
10+ points	-
20+ points	-
3+ assists	-
3+ steals	-
10+ rebounds	-
Double-doubles	-
Dunks	-

CAREER STATS

Year	GP-GS	Min-Avg	FG-FGA	Pct	3FG-FGA	Pct	FT-FTA	Pct	Off-Def-Tot-Avg	PF-FO	Ast	TO	Blk	Stl	Pts	Avg
2015-16	11-0	11-1.0	0-2	.00	0-2	.000	2-2	1.000	0-0-0-0.0	1-0	0	1	0	0	2	0.2
2016-17	7-0	11-1.6	1-2	.500	1-1	1.000	2-4	.500	0-0-0-0.0	0-0	0	3	0	0	5	0.7
TOTAL	18-0	22-1.2	1-4	.250	1-3	.333	4-6	.667	0-0-0-0.0	1-0	0	4	0	0	7	0.4



MYCHAL MULDER

Senior • Guard • 6-4 • Windsor, Ontario
Vincennes University • Communication

11

BIO BLAST

- Returned to the lineup at Florida after missing the previous four games due to illness
- Has played double-digit minutes in five of his last nine appearances, scoring 12 points -- one shy of his career high -- vs. Auburn, and adding nine at Georgia
- Knocked down multiple 3-pointers in four consecutive appearances prior to Valpo and had hit at least one 3-pointer in five straight outings played prior to Hofstra
- Scored in double figures in three straight games for the first time in his career (Nov. 20-25)
- Has scored 129 points in 22 games this season after scoring 12 in 24 appearances last season
- Following his performance at Georgia, Coach Cal said of Mulder: "Mychal's playing as well as he's ever played in a Kentucky uniform right now"
- Junior College All-American who averaged 15.7 points and 6.4 rebounds while connecting on 46.3 percent of his field goals from 3-point range at Vincennes
- Well-rounded athlete who also competed in football and track and field in high school
- One of four players on the 2016-17 roster who were born outside of the United States
- Has a 44-inch vertical, the second-best mark on the team (behind Dominique Hawkins)

SEASON AVERAGES

Games played	22
Minutes/game	11.3
Points/game	5.9
FG Pct	45.0
3FG Pct	40.5
FT Pct	100.0
Rebounds/game	1.9
Assists/game	0.3
Turnovers/game	0.4
Assist/turnover ratio	0.8
Steals/game	0.3
Blocks/game	0.2

SEASON HIGHS

Points..... 13, twice, last vs. CLEVELAND ST. (11/23/16)
 FG Made..... 5, twice, last vs. CLEVELAND ST. (11/23/16)
 FG Attempts..... 11, vs. DUQUESNE (11/20/16)
 3FG Made..... 4, vs. UT MARTIN (11/25/16)
 3FG Attempts..... 8, vs. DUQUESNE (11/20/16)
 FT Made..... 5, vs. AUBURN (1/14/16)
 FT Attempts..... 5, vs. AUBURN (1/14/16)
 Rebounds..... 7, vs. VALPO (12/07/16)
 Assists..... 2, twice, last vs. AUBURN (1/14/16)
 Steals..... 2, vs. UT MARTIN (11/25/16)
 Blocks..... 1, four times, last vs. VALPO (12/07/16)
 Minutes..... 22, vs. CLEVELAND ST. (11/23/16)

CAREER HIGHS

Points..... 13, twice, last vs. CLEVELAND ST. (11/23/16)
 FG Made..... 5, twice, last vs. CLEVELAND ST. (11/23/16)
 FG Attempts..... 11, vs. DUQUESNE (11/20/16)
 3FG Made..... 4, vs. UT MARTIN (11/25/16)
 3FG Attempts..... 8, vs. DUQUESNE (11/20/16)
 FT Made..... 5, vs. AUBURN (1/14/16)
 FT Attempts..... 5, vs. AUBURN (1/14/16)
 Rebounds..... 8, at LSU (1/5/16)
 Assists..... 2, three times, last vs. AUBURN (1/14/16)
 Steals..... 2, vs. UT MARTIN (11/25/16)
 Blocks..... 1, four times, last vs. VALPO (12/07/16)
 Minutes..... 22, vs. CLEVELAND ST. (11/23/16)

GAME-BY-GAME

Opponent	Date	gs	min	Total		3-Pointers		Free throws		Rebounds				pf	a	t/o	blk	stl	pts	avg
				fg	fga	fg	fga	ft	ftr	off	def	tot	avg							
STEPHEN F. AUSTIN	11/11/16	6	3-4	.750	2-3	.667	0-0	.000	0	0	0	0.0	1	0	0	0	0	0	8	8.0
CANISIUS	11/13/16	4	1-2	.500	1-2	.500	0-0	.000	0	0	0	0.0	1	0	0	0	1	3	5.5	
vs #13/13 Michigan State	11/15/16	2	0-1	.000	0-1	.000	0-0	.000	0	0	0	0.0	0	0	0	1	0	0	3.7	
DUQUESNE	11/20/16	20	5-11	.455	3-8	.375	0-0	.000	3	1	4	1.0	1	1	1	1	1	0	13	6.0
CLEVELAND STATE	11/23/16	22	5-10	.500	3-7	.429	0-0	.000	2	0	2	1.2	1	0	2	1	0	13	7.4	
UT-MARTIN	11/25/16	15	4-5	.800	4-5	.800	0-0	.000	0	2	2	1.3	3	1	0	0	2	12	8.2	
vs Arizona State	11/28/16	11	2-8	.250	2-6	.333	0-0	.000	1	2	3	1.6	0	0	0	0	0	6	7.9	
#11/9 UCLA	12/03/16	dnp	-	-	-	-	-	-	-	-	-	-	-	-	-	-	-	-	-	-
VALPO	12/07/16	16	4-10	.400	1-5	.200	0-0	.000	4	3	7	2.3	1	2	0	1	0	9	8.0	
vs Hofstra	12/11/16	15	2-6	.333	0-2	.000	2-2	1.000	1	4	5	2.6	1	0	0	0	0	6	7.8	
vs #7/6 North Carolina	12/17/16	dnp	-	-	-	-	-	-	-	-	-	-	-	-	-	-	-	-	-	-
at #10/11 Louisville	12/21/16	9	2-4	.500	2-3	.667	0-0	.000	0	0	0	2.3	0	0	0	0	0	6	7.6	
at Ole Miss	12/29/16	13	1-3	.333	1-3	.333	0-0	.000	0	0	0	2.1	1	0	0	0	1	3	7.2	
TEXAS A&M	01/03/17	8	1-3	.333	1-3	.333	2-2	1.000	1	1	2	2.1	1	0	1	0	0	5	7.0	
ARKANSAS	01/07/17	9	2-3	.667	2-3	.667	0-0	.000	0	1	1	2.0	2	0	0	0	0	6	6.9	
at Vanderbilt	01/10/17	16	1-3	.333	0-2	.000	0-0	.000	0	2	2	2.0	2	0	1	0	0	2	6.6	
AUBURN	01/14/17	15	3-5	.600	1-3	.333	5-5	1.000	0	1	1	1.9	1	2	1	0	0	12	6.9	
at Mississippi State	01/17/17	5	0-1	.000	0-1	.000	0-0	.000	0	1	1	1.9	0	1	0	0	0	0	6.5	
#24/24 SOUTH CAROLINA	01/21/17	dnp	-	-	-	-	-	-	-	-	-	-	-	-	-	-	-	-	-	-
at Tennessee	01/24/17	dnp	-	-	-	-	-	-	-	-	-	-	-	-	-	-	-	-	-	-
#2/1 KANSAS	01/28/17	dnp	-	-	-	-	-	-	-	-	-	-	-	-	-	-	-	-	-	-
GEORGIA	01/31/17	dnp	-	-	-	-	-	-	-	-	-	-	-	-	-	-	-	-	-	-
at #24/23 Florida	02/04/17	16	3-6	.500	2-5	.400	0-0	.000	1	0	1	1.8	0	0	0	0	1	8	6.6	
LSU	02/07/17	5	0-2	.000	0-2	.000	0-0	.000	0	0	0	1.7	0	0	1	0	1	0	6.2	
at Alabama	02/11/17	11	1-3	.333	0-1	.000	0-0	.000	1	1	2	1.7	2	0	2	0	0	2	6.0	
TENNESSEE	02/14/17	8	1-3	.333	1-2	.500	0-0	.000	0	4	4	1.9	2	0	0	0	0	3	5.9	
at Georgia	02/18/17	14	3-6	.500	3-6	.500	0-0	.000	1	1	2	1.9	0	0	0	0	0	9	6.0	
at Mizzou	02/21/17	9	1-1	1.000	1-1	1.000	0-0	.000	0	2	2	1.9	1	0	0	0	1	3	5.9	
Totals		0	249	45-100	.450	30-74	.405	9-9	1.000	15	26	41	1.9	21	7	9	4	7	129	5.9

SUPERLATIVES

Season Stats				Career Stats			
10+ points	4			10+ points	4		
20+ points	-			20+ points	-		
3+ assists	-			3+ assists	-		
3+ steals	-			3+ steals	-		
10+ rebounds	-			10+ rebounds	-		
Double-doubles	-			Double-doubles	-		
Dunks	5			Dunks	5		

CAREER STATS

Year	GP-GS	Min-Avg	FG-FGA	Pct	3FG-FGA	Pct	FT-FTA	Pct	Off-Def-Tot-Avg	PF-FO	Ast	TO	Blk	Stl	Pts	Avg
2015-16	24-0	90-3.8	4-20	.200	2-12	.167	2-2	1.000	9-18-27-1.1	6-0	8	2	0	1	12	0.5
2016-17	22-0	249-11.3	45-100	.450	30-74	.405	9-9	1.000	15-26-41-1.9	21-0	7	9	4	7	126	5.9
TOTAL	46-0	339-7.4	49-120	.408	32-86	.372	11-11	1.000	24-44-68-1.5	27-0	15	11	4	8	141	3.1



ISAIAH BRISCOE

13

Sophomore • Guard • 6-3 • Newark, N.J.
Roselle Catholic • Undergraduate Studies

BIO BLAST

- SEC Player of the Week (Jan. 2)
- Has notched a double-double in four SEC contests
- Recorded a career-high 23 points at Vanderbilt and again against Georgia
- Shooting 66.7 percent from the line this year, compared with 46 percent as a freshman
- Posted his first-career triple-double and just the third in school history at Ole Miss. Finished with 19 points, a career-high 11 assists and 10 rebounds
- Followed up his triple-double with a career 3-point-shooting night (3 of 3) in addition to a team-high seven assists against Texas A&M
- Solid all-around game vs. UNC with 10 points, seven rebounds and four assists. Calipari said of his game: "We don't win that game without him on the floor"
- Scored in double figures in 21 of 26 games he's played, leading UK in scoring the first two
- Has posted at least three assists in 12 of his last 13 games
- Preseason All-SEC Second Team (AP/Coaches)
- Led all UK guards a season ago with an average of 5.3 rebounds per game
- Averaged 32.2 minutes per game, ninth most in the SEC in 2015-16

SEASON AVERAGES

Games played	26
Minutes/game	30.6
Points/game	13.5
FG Pct	47.4
3FG Pct	29.2
FT Pct	66.7
Rebounds/game	5.4
Assists/game	4.3
Turnovers/game	2.8
Assist/turnover ratio	1.5
Steals/game	0.8
Blocks/game	0.2

SEASON HIGHS

Points	23, twice, last vs. GEORGIA (1/31/17)
FG Made	10, at Vanderbilt (1/10/17)
FG Attempts	18, twice, last at Vanderbilt (1/10/17)
3FG Made	3, vs. TEXAS A&M (1/3/17)
3FG Attempts	5, vs. UCLA (12/03/16)
FT Made	11, vs. GEORGIA (1/31/17)
FT Attempts	15, vs. GEORGIA (1/31/17)
Rebounds	14, at Tennessee (1/24/17)
Assists	11, at Ole Miss (12/29/16)
Steals	4, vs. DUQUESNE (11/20/16)
Blocks	1, five times, last at Missouri (2/21/17)
Minutes	45, vs. GEORGIA (1/31/17)

CAREER HIGHS

Points	23, twice, last vs. GEORGIA (1/31/17)
FG Made	10, at Vanderbilt (1/10/17)
FG Attempts	18, twice, last at Vanderbilt (1/10/17)
3FG Made	3, vs. TEXAS A&M (1/3/17)
3FG Attempts	5, vs. UCLA (12/03/16)
FT Made	11, vs. GEORGIA (1/31/17)
FT Attempts	15, vs. GEORGIA (1/31/17)
Rebounds	14, at Tennessee (1/24/17)
Assists	11, at Ole Miss (12/29/16)
Steals	4, twice, last vs. DUQUESNE (11/20/16)
Blocks	1, 10 times, last at Missouri (2/21/17)
Minutes	45, vs. GEORGIA (1/31/17)

GAME-BY-GAME

Opponent	Date	qs	min	Total		3-Pointers		Free throws		Rebounds											
				fg-fga	pct	3fg-fga	pct	ft-fa	pct	off	def	tot	avg	pf	a	t/o	blk	stl	pts	avg	
STEPHEN F. AUSTIN	11/11/16	*	31	6-11	.545	1-3	.333	4-7	.571	0	1	1	1.0	2	1	4	0	1	17	17.0	
CANISIUS	11/13/16	*	32	9-13	.692	0-0	.000	3-4	.750	0	5	5	3.0	3	2	1	1	0	21	19.0	
vs #13/13 Michigan State	11/15/16	*	35	8-18	.444	0-3	.000	5-5	1.000	2	2	4	3.3	1	2	1	0	1	21	19.7	
DUQUESNE	11/20/16	*	17	4-10	.400	0-1	.000	5-6	.833	0	3	3	3.3	0	5	3	1	4	13	18.0	
CLEVELAND STATE	11/23/16		dnp	-	-	-	-	-	-	-	-	-	-	-	-	-	-	-	-	-	
UT-MARTIN	11/25/16		dnp	-	-	-	-	-	-	-	-	-	-	-	-	-	-	-	-	-	
vs Arizona State	11/28/16	*	25	7-9	.778	2-2	1.000	4-6	.667	1	3	4	3.4	3	7	1	0	3	20	18.4	
#11/9 UCLA	12/03/16	*	34	4-14	.286	0-5	.000	4-7	.571	1	3	4	3.5	4	3	3	0	0	12	17.3	
VALPO	12/07/16	*	24	4-7	.571	0-1	.000	2-3	.667	0	1	1	3.1	2	2	3	0	2	10	16.3	
vs Hofstra	12/11/16	*	32	8-11	.727	1-2	.500	2-5	.400	1	1	2	3.0	3	6	3	0	0	19	16.6	
vs #7/6 North Carolina	12/17/16	*	38	4-6	.667	1-1	1.000	1-2	.500	3	4	7	3.4	4	4	1	1	0	10	15.9	
at #10/11 Louisville	12/21/16	*	31	1-5	.200	0-0	.000	6-6	1.000	0	5	5	3.6	4	3	1	0	1	8	15.1	
at Ole Miss	12/29/16	*	36	6-14	.429	1-1	1.000	6-6	1.000	3	7	10	4.2	2	11	2	0	1	19	15.5	
TEXAS A&M	01/03/17	*	28	5-9	.556	3-3	1.000	0-0	.000	1	0	1	3.9	3	7	0	0	1	13	15.3	
ARKANSAS	01/07/17	*	36	4-11	.364	0-1	.000	7-9	.778	3	5	8	4.2	2	1	2	0	0	15	15.2	
at Vanderbilt	01/10/17	*	39	10-18	.556	0-1	.000	3-4	.750	2	5	7	4.4	0	5	1	0	0	23	15.8	
AUBURN	01/14/17	*	25	4-6	.667	2-2	1.000	0-4	.000	1	2	3	4.3	4	5	4	0	1	10	15.4	
at Mississippi State	01/17/17	*	31	4-14	.286	0-3	.000	4-4	1.000	2	2	4	4.3	4	3	2	0	2	12	15.2	
#24/24 SOUTH CAROLINA	01/21/17	*	29	0-2	.000	0-1	.000	0-0	.000	1	2	3	4.2	4	4	7	0	0	0	14.3	
at Tennessee	01/24/17	*	34	5-12	.417	1-2	.500	0-0	.000	3	11	14	4.8	2	5	2	0	1	11	14.1	
#2/1 KANSAS	01/28/17	*	26	4-9	.444	1-2	.500	3-4	.750	3	5	8	4.9	3	6	3	0	0	12	14.0	
GEORGIA	01/31/17	*	45	6-15	.400	0-2	.000	11-15	.733	4	7	11	5.3	3	8	6	0	0	23	14.5	
at #24/23 Florida	02/04/17	*	30	3-10	.300	0-1	.000	0-2	.000	1	2	3	5.1	2	3	4	0	0	6	14.0	
LSU	02/07/17	*	33	4-9	.444	1-3	.333	5-6	.833	1	5	6	5.2	1	3	3	0	1	14	14.0	
at Alabama	02/11/17	*	35	5-11	.455	0-1	.000	1-7	.143	1	10	11	5.4	1	4	4	0	1	11	13.9	
TENNESSEE	02/14/17	*	22	6-10	.600	0-2	.000	0-1	.000	1	3	4	5.4	3	6	1	1	2	12	13.8	
at Georgia	02/18/17	*	24	4-12	.333	0-3	.000	1-1	1.000	3	3	6	5.4	5	2	4	0	0	9	13.6	
at Mizzou	02/21/17	*	23	4-6	.667	0-2	.000	1-3	.333	3	2	5	5.4	5	3	6	1	0	9	13.5	
Totals			26	795	129-272	.474	14-48	.292	78-117	.667	41	99	140	5.4	70	111	72	5	22	350	13.5

SUPERLATIVES

Season Stats			Career Stats		
10+ points	21		10+ points	40	
20+ points	5		20+ points	6	
3+ assists	20		3+ assists	39	
3+ steals	2		3+ steals	4	
10+ rebounds	4		10+ rebounds	7	
Double-doubles	4		Double-doubles	6	
Dunks	1		Dunks	2	

CAREER STATS

Year	GP-GS	Min-Avg	FG-FGA	Pct	3FG-FGA	Pct	FT-FTA	Pct	Off-Def-Tot-Avg	PF-FO	Ast	TO	Blk	Stl	Pts	Avg
2015-16	34-33	1094-32.2	132-301	.439	5-37	.135	57-124	.460	49-132-181-5.3	96-2	107	66	5	35	326	9.6
2016-17	26-26	772-30.9	129-272	.474	14-48	.292	78-117	.667	41-99-140-5.4	70-2	111	72	5	22	350	13.5
TOTAL	60-59	1889-31.5	262-573	.455	19-85	.224	135-241	.560	90-231-321-5.4	166-4	218	138	10	57	676	11.3



TAI WYNYARD

14

RS Freshman • Forward • 6-10 • Auckland, New Zealand
Rangitoto College • Undergraduate Studies

BIO BLAST

- Has made 15 appearances in his redshirt freshman campaign
- Played a career-high 12 minutes, taking the first steal of his career and adding a block against Georgia
- Scored two points with a rebound and a block in three minutes vs. Arizona State
- Efficient in his four minutes against Cleveland State, scoring four points and grabbing three rebounds
- Made the first basket of his career against Duquesne
- Redshirted after enrolling midyear during the 2015-16 season
- Played for the New Zealand National Team in the FIBA 3-on-3 World Championships for a second straight year this summer
- Was the most valuable player in the 3-on-3 tournament in 2015 when he lead New Zealand to a gold medal
- Was the youngest player to ever make the New Zealand National Team roster
- His father is a world-champion lumberjack who owns more than 150 individual world titles. Tai like his father, also enjoys competing in lumberjack competitions

SEASON AVERAGES

Games played	15
Minutes/game	3.6
Points/game	0.7
FG Pct	.833
3FG Pct	
FT Pct	.333
Rebounds/game	0.9
Assists/game	0.1
Turnovers/game	0.1
Assist/turnover ratio	0.5
Steals/game	0.1
Blocks/game	0.2

SEASON HIGHS

Points	4, vs. CLEVELAND ST. (11/23/16)
FG Made	2, vs. CLEVELAND ST. (11/23/16)
FG Attempts	2, vs. CLEVELAND ST. (11/23/16)
3FG Made	
3FG Attempts	
FT Made	1, at Mississippi St. (1/17/17)
FT Attempts	2, at Mississippi St. (1/17/17)
Rebounds	3, vs. CLEVELAND ST. (11/23/16)
Assists	1, vs. UT MARTIN (11/25/16)
Steals	1, vs. GEORGIA (1/31/17)
Blocks	1, three times, last vs. GEORGIA (1/31/17)
Minutes	12, vs. GEORGIA (1/31/17)

CAREER HIGHS

Points	4, vs. CLEVELAND ST. (11/23/16)
FG Made	2, vs. CLEVELAND ST. (11/23/16)
FG Attempts	2, vs. CLEVELAND ST. (11/23/16)
3FG Made	
3FG Attempts	
FT Made	1, at Mississippi St. (1/17/17)
FT Attempts	2, at Mississippi St. (1/17/17)
Rebounds	3, vs. CLEVELAND ST. (11/23/16)
Assists	1, vs. UT MARTIN (11/25/16)
Steals	1, vs. GEORGIA (1/31/17)
Blocks	1, three times, last vs. GEORGIA (1/31/17)
Minutes	12, vs. GEORGIA (1/31/17)

GAME-BY-GAME

Opponent	Date	gs	min	Total		3-Pointers		Free throws		Rebounds					pf	a	t/o	blk	stl	pts	avg
				fg-fga	pct	3fg-fga	pct	ft-fa	pct	off	def	tot	avg								
STEPHEN F. AUSTIN	11/11/16	2		0-0	.000	0-0	.000	0-0	.000	0	0	0	0.0	1	0	0	0	0	0	0.0	
CANISIUS	11/13/16	3		0-0	.000	0-0	.000	0-0	.000	0	1	1	0.5	0	0	1	0	0	0	0.0	
vs #13/13 Michigan State	11/15/16	2		0-0	.000	0-0	.000	0-0	.000	0	2	2	1.0	0	0	0	0	0	0	0.0	
DUQUESNE	11/20/16	3		1-1	1.000	0-0	.000	0-0	.000	0	0	0	0.8	1	0	0	0	0	2	0.5	
CLEVELAND STATE	11/23/16	4		2-2	1.000	0-0	.000	0-1	.000	1	2	3	1.2	0	0	0	0	0	4	1.2	
UT-MARTIN	11/25/16	3		0-1	.000	0-0	.000	0-0	.000	1	1	2	1.3	0	1	0	0	0	0	1.0	
vs Arizona State	11/28/16	3		1-1	1.000	0-0	.000	0-0	.000	1	0	1	1.3	0	0	0	1	0	2	1.1	
#11/9 UCLA	12/03/16	dnp		-	-	-	-	-	-	-	-	-	-	-	-	-	-	-	-	-	
VALPO	12/07/16	dnp		-	-	-	-	-	-	-	-	-	-	-	-	-	-	-	-	-	
vs Hofstra	12/11/16	dnp		-	-	-	-	-	-	-	-	-	-	-	-	-	-	-	-	-	
vs #7/6 North Carolina	12/17/16	dnp		-	-	-	-	-	-	-	-	-	-	-	-	-	-	-	-	-	
at #10/11 Louisville	12/21/16	dnp		-	-	-	-	-	-	-	-	-	-	-	-	-	-	-	-	-	
at Ole Miss	12/29/16	2		0-0	.000	0-0	.000	0-0	.000	0	0	0	1.1	1	0	0	0	0	0	1.0	
TEXAS A&M	01/03/17	4		0-0	.000	0-0	.000	0-0	.000	0	0	0	1.0	2	0	0	0	0	0	0.9	
ARKANSAS	01/07/17	2		0-0	.000	0-0	.000	0-0	.000	0	0	0	0.9	0	0	0	0	0	0	0.8	
at Vanderbilt	01/10/17	dnp		-	-	-	-	-	-	-	-	-	-	-	-	-	-	-	-	-	
AUBURN	01/14/17	dnp		-	-	-	-	-	-	-	-	-	-	-	-	-	-	-	-	-	
at Mississippi State	01/17/17	5		0-0	.000	0-0	.000	1-2	.500	1	0	1	0.9	1	0	0	1	0	1	0.8	
#24/24 SOUTH CAROLINA	01/21/17	1		0-0	.000	0-0	.000	0-0	.000	0	0	0	0.8	0	0	0	0	0	0	0.8	
at Tennessee	01/24/17	dnp		-	-	-	-	-	-	-	-	-	-	-	-	-	-	-	-	-	
#2/1 KANSAS	01/28/17	dnp		-	-	-	-	-	-	-	-	-	-	-	-	-	-	-	-	-	
GEORGIA	01/31/17	12		0-0	.000	0-0	.000	0-0	.000	0	2	2	0.9	3	0	1	1	1	0	0.7	
at #24/23 Florida	02/04/17	7		1-1	1.000	0-0	.000	0-0	.000	1	0	1	0.9	2	0	0	0	0	2	0.8	
LSU	02/07/17	1		0-0	.000	0-0	.000	0-0	.000	0	0	0	0.9	0	0	0	0	0	0	0.7	
at Alabama	02/11/17	dnp		-	-	-	-	-	-	-	-	-	-	-	-	-	-	-	-	-	
TENNESSEE	02/14/17	dnp		-	-	-	-	-	-	-	-	-	-	-	-	-	-	-	-	-	
at Georgia	02/18/17	dnp		-	-	-	-	-	-	-	-	-	-	-	-	-	-	-	-	-	
at Mizzou	02/21/17	dnp		-	-	-	-	-	-	-	-	-	-	-	-	-	-	-	-	-	
Totals		0	54	5-6	.833	0-0	.000	1-3	.333	5	8	13	0.9	11	1	2	3	1	11	0.7	

SUPERLATIVES

Season Stats	Career Stats
10+ points	-
20+ points	-
3+ blocks	-
3+ steals	-
10+ rebounds	-
Double-doubles	-
Dunks	-

CAREER STATS

Year	GP-GS	Min-Avg	FG-FGA	Pct	3FG-FGA	Pct	FT-FTA	Pct	Off-Def-Tot-Avg	PF-FO	Ast	TO	Blk	Stl	Pts	Avg
2016-17	15-0	54-3.6	5-6	.833	0-0	.000	1-3	.333	5-8-13-0.9	11-0	1	2	3	1	11	0.7
TOTAL	15-0	54-3.6	5-6	.833	0-0	.000	1-3	.333	5-8-13-0.9	11-0	1	2	3	1	11	0.7



ISAAC HUMPHRIES

Sophomore • Forward • 7-0 • Sydney, Australia
La Lumiere School • Communication

15

BIO BLAST

- Made his first start of the season vs. Georgia, pulling down seven boards in that game
- Has scored four or more points in seven of his last 15 games
- Pulled down at least two rebounds in all but seven games this season
- Just missed out on his first career double-double with a career-high-tying nine points and nine rebounds in 11 minutes against Cleveland State
- Had nine points and a team-high eight rebounds against Stephen F. Austin
- Added a team-high and career-best three steals and led UK with three blocks vs. SFA
- Appeared in 22 games as a freshman and made one start
- Had a breakout game at Texas A&M with six points and a career-best 12 points
- Spent the offseason completely transforming his body and is down almost 15 pounds from when he reported as a freshman
- SEC Academic Honor roll member
- Attended a performing arts school while growing up in Australia

SEASON AVERAGES

Games played	28
Minutes/game	9.0
Points/game	3.1
FG Pct	.49.3
3FG Pct	
FT Pct	.56.5
Rebounds/game	3.3
Assists/game	0.3
Turnovers/game	0.5
Assist/turnover ratio	0.6
Steals/game	0.2
Blocks/game	0.6

SEASON HIGHS

Points..... 9, twice, last vs. CLEVELAND ST. (11/23/16)
 FG Made..... 4, twice, last vs. CLEVELAND ST. (11/23/16)
 FG Attempts..... 8, vs. SFA (11/11/16)
 3FG Made.....
 3FG Attempts.....
 FT Made...2, four times, last vs. SOUTH CAROLINA (1/21/17)
 FT Attempts...4, three times, last vs. ARKANSAS (1/7/17)
 Rebounds9, vs. CLEVELAND ST. (11/23/16)
 Assists..... 2, vs. UCLA (12/03/16)
 Steals 3, vs. SFA (11/11/16)
 Blocks 3, vs. SFA (11/11/16)
 Minutes20, vs. North Carolina (12/17/16)

CAREER HIGHS

Points..... 9, twice, last vs. CLEVELAND ST. (11/23/16)
 FG Made..... 4, twice, last vs. CLEVELAND ST. (11/23/16)
 FG Attempts..... 8, vs. SFA (11/11/16)
 3FG Made.....
 3FG Attempts.....
 FT Made.....4, vs. ALBANY (11/13/15)
 FT Attempts...4, four times, last vs. TEXAS A&M (1/3/17)
 Rebounds 12, at Texas A&M (2/20/16)
 Assists..... 2, vs. UCLA (12/03/16)
 Steals3, vs. SFA (11/11/16)
 Blocks4, vs. GEORGIA (2/9/16)
 Minutes 27, at UCLA (12/3/15)

GAME-BY-GAME

Opponent	Date	gs	min	Total		3-Pointers		Free throws		Rebounds					pf	a	t/o	blk	stl	pts	avg
				fg-fga	pct	3fg-fga	pct	ft-ftr	pct	off	def	tot	avg								
STEPHEN F. AUSTIN	11/11/16	19	4-8	.500	0-0	.000	1-2	.500	4	4	8	8.0	0	1	1	3	3	9	9.0		
CANISIUS	11/13/16	7	3-4	.750	0-0	.000	0-0	.000	3	1	4	6.0	3	0	1	0	0	6	7.5		
vs #13/13 Michigan State	11/15/16	13	0-3	.000	0-0	.000	0-0	.000	1	4	5	5.7	2	1	1	1	2	0	5.0		
DUQUESNE	11/20/16	10	1-2	.500	0-0	.000	0-0	.000	1	2	3	5.0	1	0	0	0	0	2	4.3		
CLEVELAND STATE	11/23/16	11	4-6	.667	0-0	.000	1-1	1.000	5	4	9	5.8	3	1	2	0	0	9	5.2		
UT-MARTIN	11/25/16	12	3-5	.600	0-0	.000	1-1	1.000	2	1	3	5.3	2	0	0	2	0	7	5.5		
vs Arizona State	11/28/16	8	1-2	.500	0-0	.000	1-2	.500	3	0	3	5.0	1	0	0	2	0	3	5.1		
#11/9 UCLA	12/03/16	8	0-2	.000	0-0	.000	0-0	.000	2	0	2	4.6	2	2	0	2	1	0	4.5		
VALPO	12/07/16	9	1-2	.500	0-0	.000	0-0	.000	1	2	3	4.4	3	0	1	1	0	2	4.2		
vs Hofstra	12/11/16	13	1-4	.250	0-0	.000	1-4	.250	1	2	3	4.3	2	1	0	2	0	3	4.1		
vs #7/6 North Carolina	12/17/16	20	1-3	.333	0-0	.000	0-1	.000	2	3	5	4.4	3	0	1	0	0	2	3.9		
at #10/11 Louisville	12/21/16	5	0-0	.000	0-0	.000	0-0	.000	0	0	0	4.0	1	0	0	0	0	0	3.6		
at Ole Miss	12/29/16	4	0-0	.000	0-0	.000	2-2	1.000	0	3	3	3.9	0	0	0	1	1	0	2	3.5	
TEXAS A&M	01/03/17	13	3-6	.500	0-0	.000	2-4	.500	2	4	6	4.1	4	1	0	0	0	8	3.8		
ARKANSAS	01/07/17	7	1-1	1.000	0-0	.000	2-4	.500	2	2	4	4.1	0	0	0	0	0	4	3.8		
at Vanderbilt	01/10/17	8	1-4	.250	0-0	.000	0-0	.000	4	3	7	4.3	2	0	0	0	0	2	3.7		
AUBURN	01/14/17	5	2-2	1.000	0-0	.000	0-0	.000	1	0	1	4.1	1	0	1	0	0	4	3.7		
at Mississippi State	01/17/17	10	2-5	.400	0-0	.000	0-0	.000	2	0	2	3.9	5	0	0	0	0	4	3.7		
#24/24 SOUTH CAROLINA	01/21/17	10	2-2	1.000	0-0	.000	2-2	1.000	2	2	4	3.9	3	0	1	2	0	6	3.8		
at Tennessee	01/24/17	5	0-0	.000	0-0	.000	0-0	.000	0	0	0	3.8	1	0	0	0	0	0	3.7		
#2/1 KANSAS	01/28/17	4	0-0	.000	0-0	.000	0-0	.000	0	0	0	3.6	2	0	1	1	0	0	3.5		
GEORGIA	01/31/17 *	13	2-5	.400	0-0	.000	0-0	.000	4	3	7	3.7	3	0	1	0	0	4	3.5		
at #24/23 Florida	02/04/17	3	0-0	.000	0-0	.000	0-0	.000	0	1	1	3.6	0	1	0	0	0	0	3.3		
LSU	02/07/17	8	1-1	1.000	0-0	.000	0-0	.000	2	2	4	3.6	4	0	1	1	0	2	3.3		
at Alabama	02/11/17	8	2-3	.667	0-0	.000	0-0	.000	1	1	2	3.6	4	0	0	0	0	4	3.3		
TENNESSEE	02/14/17	8	1-2	.500	0-0	.000	0-0	.000	0	2	2	3.5	0	0	0	0	0	2	3.3		
at Georgia	02/18/17	4	0-0	.000	0-0	.000	0-0	.000	0	0	0	3.4	1	0	0	0	0	0	3.1		
at Mizzou	02/21/17	6	1-3	.333	0-0	.000	0-0	.000	0	0	0	3.3	0	0	0	0	0	2	3.1		
Totals		1	251	37-75	.493	0-0	.000	13-23	.565	45	46	91	3.3	53	8	13	18	6	87	3.1	

SUPERLATIVES

Season Stats		Career Stats	
10+ points	-	10+ points	-
20+ points	-	20+ points	-
3+ blocks	1	3+ blocks	2
3+ steals	1	3+ steals	1
10+ rebounds	-	10+ rebounds	1
Double-doubles	-	Double-doubles	-
Dunks	5	Dunks	5

CAREER STATS

Year	GP-GS	Min-Avg	FG-FGA	Pct	3FG-FGA	Pct	FT-FTA	Pct	Off-Def-Tot-Avg	PF-FO	Ast	TO	Blk	Stl	Pts	Avg
2015-16	23-1	210-9.1	16-41	.390	0-0	.000	11-15	.733	20-36-56-2.4	46-2	2	10	16	2	43	1.9
2016-17	28-1	251-9.0	37-75	.493	0-0	.000	13-23	.565	45-46-91-3.3	53-1	8	13	18	6	87	3.1
TOTAL	51-2	461-9.0	53-116	.457	0-0	.000	24-38	.632	65-82-147-2.9	99-3	10	23	34	8	130	2.5



BRAD CALIPARI

Freshman • Guard • 6-0 • Franklin Lakes, N.J.
MacDuffie School • Business-Marketing

20

BIO BLAST

- Made a 3-pointer in two straight appearances vs. Arizona State and Valparaiso
- Played a career-high eight minutes vs. Cleveland State and registered his first career block
- Made his UK debut in the final two minutes of the Stephen F. Austin game
- Scored his first career points -- two free throws -- vs. Canisius
- Had five points and a rebound in the exhibition win over Asbury
- Scored six points off a pair of 3-pointers in the exhibition win vs. Clarion
- Played 35 minutes and scored three points in the Blue-White Game
- Spent the last two seasons at MacDuffie after starting his high school career at Lexington Christian Academy
- Developed into a sharpshooter during his final season at MacDuffie, where he shot a team-high 47 percent from behind the 3-point line
- Averaged 15.3 points, 3.6 assists and 2.6 rebounds per game as a senior
- Finished his career as a 1,000-point scorer
- Aspires to be a coach one day

SEASON AVERAGES

Games played	14
Minutes/game	3.1
Points/game	0.6
FG Pct	15.4
3FG Pct	16.7
FT Pct	40.0
Rebounds/game	0.2
Assists/game	0.1
Turnovers/game	0.1
Assist/turnover ratio	0.5
Blocks/game	0.1

SEASON HIGHS

Points	3, twice, last vs. VALPO (12/07/16)
FG Made	1, twice, last vs. VALPO (12/07/16)
FG Attempts	3, vs. Arizona St. (11/28/16)
FG Made	1, twice, last vs. VALPO (12/07/16)
3FG Attempts	3, vs. CLEVELAND ST. (11/23/16)
FT Made	2, vs. CANISIUS (11/13/16)
FT Attempts	3, vs. CANISIUS (11/13/16)
Rebounds	1, three times, last last vs. TEXAS A&M (1/3/17)
Assists	1, vs. Arizona St. (11/28/16)
Steals	
Blocks	1, vs. CLEVELAND ST. (11/23/16)
Minutes	8, vs. CLEVELAND ST. (11/23/16)

CAREER HIGHS

Points	3, twice, last vs. VALPO (12/07/16)
FG Made	1, twice, last vs. VALPO (12/07/16)
FG Attempts	3, vs. Arizona St. (11/28/16)
FG Made	1, twice, last vs. VALPO (12/07/16)
3FG Attempts	3, vs. CLEVELAND ST. (11/23/16)
FT Made	2, vs. CANISIUS (11/13/16)
FT Attempts	3, vs. CANISIUS (11/13/16)
Rebounds	1, twice, last vs. Arizona St. (11/28/16)
Rebounds	1, three times, last last vs. TEXAS A&M (1/3/17)
Steals	
Blocks	1, vs. CLEVELAND ST. (11/23/16)
Minutes	8, vs. CLEVELAND ST. (11/23/16)

GAME-BY-GAME

Opponent	Date	gs	min	Total		3-Pointers		Free throws		Rebounds					pf	a	t/o	blk	stl	pts	avg
				fg-fga	pct	3fg-fga	pct	ft-fa	pct	off	def	tot	avg								
STEPHEN F. AUSTIN	11/11/16	2	0-0	.000	0-0	.000	0-0	.000	0	0	0	0.0	0	0	0	0	0	0	0	0.0	
CANISIUS	11/13/16	3	0-0	.000	0-0	.000	2-3	.667	0	0	0	0.0	0	0	1	0	0	0	2	1.0	
vs #13/13 Michigan State	11/15/16	2	0-1	.000	0-1	.000	0-0	.000	0	0	0	0.0	0	0	0	0	0	0	0	0.7	
DUQUESNE	11/20/16	3	0-0	.000	0-0	.000	0-0	.000	0	1	1	0.3	0	0	0	0	0	0	0	0.5	
CLEVELAND STATE	11/23/16	8	0-3	.000	0-3	.000	0-0	.000	0	0	0	0.2	0	0	1	1	1	0	0	0.4	
UT-MARTIN	11/25/16	5	0-2	.000	0-2	.000	0-2	.000	0	0	0	0.2	1	0	0	0	0	0	0	0.3	
vs Arizona State	11/28/16	4	1-3	.333	1-2	.500	0-0	.000	0	1	1	0.3	0	1	0	0	0	3	0.7		
#11/9 UCLA	12/03/16	dnp	-	-	-	-	-	-	-	-	-	-	-	-	-	-	-	-	-	-	
VALPO	12/07/16	3	1-2	.500	1-2	.500	0-0	.000	0	0	0	0.3	0	0	0	0	0	3	1.0		
vs Hofstra	12/11/16	3	0-1	.000	0-1	.000	0-0	.000	0	0	0	0.2	2	0	0	0	0	0	0	0.9	
vs #7/6 North Carolina	12/17/16	dnp	-	-	-	-	-	-	-	-	-	-	-	-	-	-	-	-	-	-	
at #10/11 Louisville	12/21/16	dnp	-	-	-	-	-	-	-	-	-	-	-	-	-	-	-	-	-	-	
at Ole Miss	12/29/16	1	0-0	.000	0-0	.000	0-0	.000	0	0	0	0.2	0	0	0	0	0	0	0	0.8	
TEXAS A&M	01/03/17	5	0-1	.000	0-1	.000	0-0	.000	1	0	1	0.3	0	0	0	0	0	0	0	0.7	
ARKANSAS	01/07/17	2	0-0	.000	0-0	.000	0-0	.000	0	0	0	0.3	0	0	0	0	0	0	0	0.7	
at Vanderbilt	01/10/17	dnp	-	-	-	-	-	-	-	-	-	-	-	-	-	-	-	-	-	-	
AUBURN	01/14/17	dnp	-	-	-	-	-	-	-	-	-	-	-	-	-	-	-	-	-	-	
at Mississippi State	01/17/17	dnp	-	-	-	-	-	-	-	-	-	-	-	-	-	-	-	-	-	-	
#24/24 SOUTH CAROLINA	01/21/17	1	0-0	.000	0-0	.000	0-0	.000	0	0	0	0.2	0	0	0	0	0	0	0	0.6	
at Tennessee	01/24/17	dnp	-	-	-	-	-	-	-	-	-	-	-	-	-	-	-	-	-	-	
#2/1 KANSAS	01/28/17	dnp	-	-	-	-	-	-	-	-	-	-	-	-	-	-	-	-	-	-	
GEORGIA	01/31/17	dnp	-	-	-	-	-	-	-	-	-	-	-	-	-	-	-	-	-	-	
at #24/23 Florida	02/04/17	dnp	-	-	-	-	-	-	-	-	-	-	-	-	-	-	-	-	-	-	
LSU	02/07/17	dnp	-	-	-	-	-	-	-	-	-	-	-	-	-	-	-	-	-	-	
at Alabama	02/11/17	dnp	-	-	-	-	-	-	-	-	-	-	-	-	-	-	-	-	-	-	
TENNESSEE	02/14/17	2	0-0	.000	0-0	.000	0-0	.000	0	0	0	0.2	0	0	0	0	0	0	0	0.6	
at Georgia	02/18/17	dnp	-	-	-	-	-	-	-	-	-	-	-	-	-	-	-	-	-	-	
at Mizzou	02/21/17	dnp	-	-	-	-	-	-	-	-	-	-	-	-	-	-	-	-	-	-	
Totals		0	44	2-13	.154	2-12	.167	2-5	.400	1	2	3	0.2	3	1	2	1	0	8	0.6	

SUPERLATIVES

Season Stats	Career Stats
10+ points	-
20+ points	-
3+ assists	-
3+ steals	-
10+ rebounds	-
Double-doubles	-
Dunks	-

CAREER STATS

Year	GP-GS	Min-Avg	FG-FGA	Pct	3FG-FGA	Pct	FT-FTA	Pct	Off-Def-Tot-Avg	PF-FO	Ast	TO	Blk	Stl	Pts	Avg
2016-17	14-0	44-3.1	2-13	.154	2-12	.167	2-5	.400	1-2-3-0.2	3-0	1	2	1	0	8	0.6
TOTAL	14-0	44-3.1	2-13	.154	2-12	.167	2-5	.400	1-2-3-0.2	3-0	1	2	1	0	8	0.6



DOMINIQUE HAWKINS

Senior • Guard • 6-0 • Richmond, Ky.
Madison Central • Communication

25

BIO BLAST

- Boasts a team-best 4.3 assist-to-turnover ratio
- Has posted 52 assists as a senior after combining for 39 assists in his first three seasons
- Appeared in a team-high 111 career games with 12 starts, including at Florida this year
- Had a season-best game with 10 points, the second double-figure game of his career. Also had four rebounds and two assists. Followed that with nine points and two steals at UGA
- Following the game vs. Tennessee, Calipari said of him: "He's like Old Reliable. You know you can go to him"
- Posted five or more points in five straight games prior to the UNC game when he was held scoreless. Has scored four or more in seven of the last eight games
- Interned with the University Campus PR department this summer
- Registered a career-high nine assists in a career-high 32 minutes against UT Martin
- Set career highs in points, field-goal percentage, free throws made, 3-point field goals made and blocks as a junior
- Had a career game against Louisville last season with 13 points and three 3-pointers. Prior to that game he had never made more than one 3 in a game

SEASON AVERAGES

Games played	28
Minutes/game	17.6
Points/game	3.7
FG Pct	36.4
3FG Pct	26.8
FT Pct	82.9
Rebounds/game	1.6
Assists/game	1.9
Turnovers/game	0.4
Assist/turnover ratio	4.3
Steals/game	0.6

SEASON HIGHS

Points	10, vs. TENNESSEE (2/14/17)
FG Made	3, twice, last at Georgia (2/18/17)
FG Attempts	6, vs. TENNESSEE (2/14/17)
3FG Made	2, twice, last vs. TENNESSEE (2/14/17)
3FG Attempts	4, vs. TENNESSEE (2/14/17)
FT Made	4, twice, last at Florida (2/4/17)
FT Attempts	4, three times, last at Missouri (2/21/17)
Rebounds	4, four times, last vs. TENNESSEE (2/14/17)
Assists	9, vs. UT MARTIN (11/25/16)
Steals	2, four times, last at Georgia (2/18/17)
Blocks	
Minutes	32, vs. UT MARTIN (11/25/16)

CAREER HIGHS

Points	13, vs. LOUISVILLE (12/26/15)
FG Made	3, four times, last vs. TENNESSEE (2/14/17)
FG Attempts	8, vs. MONTANA ST. (11/23/14)
3FG Made	3, vs. LOUISVILLE (12/26/15)
3FG Attempts	4, twice, last vs. TENNESSEE (2/14/17)
FT Made	5, vs. ILLINOIS ST. (11/30/15)
FT Attempts	7, vs. ILLINOIS ST. (11/30/15)
Rebounds	4, six times, last vs. TENNESSEE (2/14/17)
Assists	9, vs. UT MARTIN (11/25/16)
Steals	2, six times, last at Georgia (2/18/17)
Blocks	1, five times, last at Florida (3/1/16)
Minutes	32, vs. UT MARTIN (11/25/16)

GAME-BY-GAME

Opponent	Date	gs	min	Total fg-fga	pct	3fg-fga	pct	Free throws ft-fa	pct	Rebounds off	def	tot	avg	pf	a	t/o	blk	stl	pts	avg
STEPHEN F. AUSTIN	11/11/16	17		0-1	.000	0-0	.000	1-2	.500	0	0	0	0.0	2	3	1	0	0	1	1.0
CANISIUS	11/13/16	15		1-2	.500	0-1	.000	0-0	.000	1	0	1	0.5	3	1	0	0	2	2	1.5
vs #13/13 Michigan State	11/15/16	13		1-3	.333	0-2	.000	1-2	.500	1	1	2	1.0	1	2	0	0	1	3	2.0
DUQUESNE	11/20/16	20		1-5	.200	0-2	.000	0-0	.000	2	1	3	1.5	1	4	0	0	0	2	2.0
CLEVELAND STATE	11/23/16	6		0-0	.000	0-0	.000	0-0	.000	0	1	1	1.4	1	0	0	0	1	0	1.6
UT-MARTIN	11/25/16	32		1-5	.200	0-2	.000	4-4	1.000	2	2	4	1.8	0	9	1	0	1	6	2.3
vs Arizona State	11/28/16	17		2-5	.400	1-3	.333	2-2	1.000	0	3	3	2.0	1	3	0	0	0	7	3.0
#11/9 UCLA	12/03/16	16		2-4	.500	1-2	.500	0-0	.000	0	1	1	1.9	2	0	0	0	0	5	3.3
VALPO	12/07/16	26		2-5	.400	2-3	.667	0-0	.000	2	1	3	2.0	1	4	1	0	1	6	3.6
vs Hofstra	12/11/16	14		1-3	.333	1-2	.500	2-2	1.000	1	0	1	1.9	4	3	0	0	1	5	3.7
vs #7/6 North Carolina	12/17/16	9		0-0	.000	0-0	.000	0-0	.000	0	2	2	1.9	2	2	0	0	0	0	3.4
at #10/11 Louisville	12/21/16	17		0-2	.000	0-1	.000	0-0	.000	1	0	1	1.8	1	1	0	0	0	0	3.1
at Ole Miss	12/29/16	14		0-3	.000	0-1	.000	0-0	.000	0	0	0	1.7	3	1	0	0	0	0	2.8
TEXAS A&M	01/03/17	20		2-3	.667	1-2	.500	1-1	1.000	0	0	0	1.6	1	1	0	0	2	6	3.1
ARKANSAS	01/07/17	15		1-4	.250	0-2	.000	0-0	.000	0	2	2	1.6	2	1	1	0	0	2	3.0
at Vanderbilt	01/10/17	9		0-0	.000	0-0	.000	0-0	.000	0	0	0	1.5	3	0	1	0	0	0	2.8
AUBURN	01/14/17	19		2-2	1.000	1-1	1.000	1-2	.500	0	1	1	1.5	1	1	1	0	0	6	3.0
at Mississippi State	01/17/17	16		2-3	.667	1-1	1.000	0-0	.000	2	0	2	1.5	1	0	0	0	0	5	3.1
#24/24 SOUTH CAROLINA	01/21/17	28		1-4	.250	0-1	.000	3-3	1.000	0	3	3	1.6	4	7	2	0	1	5	3.2
at Tennessee	01/24/17	15		0-1	.000	0-1	.000	0-0	.000	0	1	1	1.6	2	0	0	0	0	0	3.1
#2/1 KANSAS	01/28/17	17		2-4	.500	0-1	.000	1-1	1.000	1	3	4	1.7	1	1	1	0	0	5	3.1
GEORGIA	01/31/17	25		1-5	.200	0-2	.000	2-2	1.000	0	1	1	1.6	1	1	0	0	0	4	3.2
at #24/23 Florida	02/04/17	21		0-4	.000	0-2	.000	4-4	1.000	0	0	0	1.6	1	0	3	0	1	4	3.2
LSU	02/07/17	15		2-5	.400	0-1	.000	0-0	.000	3	1	4	1.7	1	2	0	0	1	4	3.3
at Alabama	02/11/17	14		2-3	.667	0-1	.000	1-2	.500	0	0	0	1.6	4	3	0	0	2	5	3.3
TENNESSEE	02/14/17	24		3-6	.500	2-4	.500	2-2	1.000	2	2	4	1.7	1	2	1	0	0	10	3.6
at Georgia	02/18/17	21		3-5	.600	1-2	.500	2-2	1.000	0	0	0	1.6	5	0	0	0	2	9	3.8
at Mizzou	02/21/17	19		0-1	.000	0-1	.000	2-4	.500	0	1	1	1.6	3	0	0	0	1	2	3.7
Totals		3	494	32-88	.364	11-41	.268	29-35	.829	18	27	45	1.6	53	52	12	0	17	104	3.7

SUPERLATIVES

Season Stats		Career Stats	
10+ points	1	10+ points	2
20+ points	-	20+ points	-
3+ assists	8	3+ assists	12
3+ steals	-	3+ steals	-
10+ rebounds	-	10+ rebounds	-
Double-doubles	-	Double-doubles	-
Dunks	2	Dunks	4

CAREER STATS

Year	GP-GS	Min-Avg	FG-FGA	Pct	3FG-FGA	Pct	FT-FTA	Pct	Off-Def-Tot-Avg	PF-FO	Ast	TO	Blk	Stl	Pts	Avg
2013-14	33-0	283-8.6	9-31	.290	2-16	.125	5-13	.385	7-16-23-0.7	37-0	12	6	1	4	25	0.8
2014-15	23-9	163-7.1	10-35	.286	5-21	.238	4-10	.400	3-13-16-0.7	14-0	14	5	1	7	29	1.3
2015-16	27-0	249-9.2	17-46	.370	8-29	.276	19-25	.760	13-9-22-0.8	30-0	13	6	3	6	61	2.3
2016-17	28-3	494-17.6	32-88	.364	11-41	.268	29-35	.829	18-27-45-1.6	53-1	52	12	0	17	104	3.7
TOTAL	111-12	1189-10.7	68-200	.340	26-107	.243	57-83	.687	41-65-106-1.0	134-1	91	29	5	34	219	2.0



DILLON PULLIAM

30

RS Sophomore • Guard • 6-3 • Cynthiana, Ky.
Transylvania University • Computer Engineering

BIO BLAST

- Logged a rebound and an assist in the win over Duquesne
- Made his UK debut playing the final two minutes of the Canisius game
- Sat out the 2015-16 season due to NCAA transfer rules
- Played his freshman season at Transylvania University where he averaged 4.8 points and 3.4 rebounds per game
- SEC Academic Honor Roll member
- Took a mission trip to Belize this summer with Sports Reach

SEASON AVERAGES

Games played	6
Minutes/game	1.3
Points/game	0.0
FG Pct.	0.0
3FG Pct.	0.0
FT Pct.	0.0
Rebounds/game	0.2
Assists/game	0.2
Turnovers/game	0.2
Assist/turnover ratio	1.0
Steals/game	0.0
Blocks/game	0.0

SEASON HIGHS

Points	0
FG Made	0
FG Attempts	1, vs. Arizona St. (11/28/16)
3FG Made	0
3FG Attempts	0
FT Made	0
FT Attempts	0
Rebounds	1, vs. DUQUESNE (11/20/16)
Assists	1, vs. DUQUESNE (11/20/16)
Steals	0
Blocks	0
Minutes	2, three times, last vs. TEXAS A&M (1/3/7)

CAREER HIGHS

Points	0
FG Made	0
FG Attempts	1, vs. Arizona St. (11/28/16)
3FG Made	0
3FG Attempts	0
FT Made	0
FT Attempts	0
Rebounds	1, vs. DUQUESNE (11/20/16)
Assists	1, vs. DUQUESNE (11/20/16)
Steals	0
Blocks	0
Minutes	2, three times, last vs. TEXAS A&M (1/3/7)

GAME-BY-GAME

Opponent	Date	gs	min	Total fg-fga	pct	3-Pointers 3fg-fga	pct	Free throws ft-fa	pct	Rebounds off	def	tot	avg	pf	a	t/o	blk	stl	pts	avg
STEPHEN F. AUSTIN	11/11/16	dnp																		
CANISIUS	11/13/16	2	0-0	.000	0-0	.000	0-0	.000	0-0	0	0	0	0.0	0	0	0	0	0	0	0.0
vs #13/13 Michigan State	11/15/16	dnp																		
DUQUESNE	11/20/16	2	0-0	.000	0-0	.000	0-0	.000	0-0	0	1	1	0.5	0	1	1	0	0	0	0.0
CLEVELAND STATE	11/23/16	dnp																		
UT-MARTIN	11/25/16	1	0-0	.000	0-0	.000	0-0	.000	0-0	0	0	0	0.3	0	0	0	0	0	0	0.0
vs Arizona State	11/28/16	1	0-1	.000	0-0	.000	0-0	.000	0-0	0	0	0	0.3	0	0	0	0	0	0	0.0
#11/9 UCLA	12/03/16	dnp																		
VALPO	12/07/16	dnp																		
vs Hofstra	12/11/16	dnp																		
vs #7/6 North Carolina	12/17/16	dnp																		
at #10/11 Louisville	12/21/16	dnp																		
at Ole Miss	12/29/16	dnp																		
TEXAS A&M	01/03/17	2	0-0	.000	0-0	.000	0-0	.000	0-0	0	0	0	0.2	0	0	0	0	0	0	0.0
ARKANSAS	01/07/17	0	0-0	.000	0-0	.000	0-0	.000	0-0	0	0	0	0.2	0	0	0	0	0	0	0.0
at Vanderbilt	01/10/17	dnp																		
AUBURN	01/14/17	dnp																		
at Mississippi State	01/17/17	dnp																		
#24/24 SOUTH CAROLINA	01/21/17	dnp																		
at Tennessee	01/24/17	dnp																		
#2/1 KANSAS	01/28/17	dnp																		
GEORGIA	01/31/17	dnp																		
at #24/23 Florida	02/04/17	dnp																		
LSU	02/07/17	dnp																		
at Alabama	02/11/17	dnp																		
TENNESSEE	02/14/17	dnp																		
at Georgia	02/18/17	dnp																		
at Mizzou	02/21/17	dnp																		
Totals		0	8	0-1	.000	0-0	.000	0-0	.000	0	1	1	0.2	0	1	1	0	0	0	0.0

SUPERLATIVES

Season Stats	Career Stats
10+ points	-
20+ points	-
3+ assists	-
3+ steals	-
10+ rebounds	-
Double-doubles	-
Dunks	-

CAREER STATS

Year	GP-GS	Min-Avg	FG-FGA	Pct	3FG-FGA	Pct	FT-FTA	Pct	Off-Def-Tot-Avg	PF-FO	Ast	TO	Blk	Stl	Pts	Avg
2016-17	6-0	8-1.3	0-1	.000	0-0	.000	0-0	.000	0-1-1-0.2	0-0	1	1	0	0	0	0.0
TOTAL	6-0	8-1.3	0-1	.000	0-0	.000	0-0	.000	0-1-1-0.2	0-0	1	1	0	0	0	0.0



WENYEN GABRIEL

32

Freshman • Forward • 6-9 • Manchester, N.H.
Wilbraham & Monson Academy • Undergraduate Studies

BIO BLAST

- Had a career-high 23 points, tying his personal bests for 3-pointers made (three) and free throws made (six) to go along with eight rebounds vs. LSU
- Averaging 5.7 rebounds for the season, second on the team
- Pulled down a career-high 16 rebounds against Auburn, the most by a Wildcat since Julius Randle had 16 vs. LSU on March 14, 2014
- Followed that up with 13 points on a perfect 5 of 5 from the floor, including a career-high three 3s and eight rebounds at Mississippi State
- After not making multiple 3s in any game through the first 16, knocked down multiple 3s in three straight games (two vs Auburn, three at MSU and vs. South Carolina)
- Has grabbed at least four rebounds in 21 of his last 25 games
- Blocked a career-high three shots at Mississippi State, at Alabama and vs. Valparaiso
- Had a strong performance vs. Michigan State bringing energy off the bench with three steals, two assists, a block, a dunk in addition to going two of two from the line
- After scoring nine points vs. Clarion, Clarion's head coach said of Gabriel: "I love that kid. That kid, he might be the best one of them all"

SEASON AVERAGES

Games played	28
Minutes/game	20.4
Points/game	5.9
FG Pct	45.7
3FG Pct	35.1
FT Pct	60.0
Rebounds/game	5.7
Assists/game	0.9
Turnovers/game	0.9
Assist/turnover ratio	1.0
Steals/game	0.4
Blocks/game	1.1

SEASON HIGHS

Points	23, vs. LSU (2/7/17)
FG Made	7, vs. LSU (2/7/17)
FG Attempts	11, twice, last vs. LSU (2/7/17)
3FG Made	3, three times, last vs. LSU (2/7/17)
3FG Attempts	8, vs. SOUTH CAROLINA (1/21/17)
FT Made	6, twice, last vs. LSU (2/7/17)
FT Attempts	7, vs. LSU (2/7/17)
Rebounds	16, vs. AUBURN (1/14/16)
Assists	6, vs. CLEVELAND ST. (11/23/16)
Steals	3, vs. Michigan St. (11/15/16)
Blocks	3, three times, last at Alabama (2/11/17)
Minutes	31, vs. LSU (2/7/17)

CAREER HIGHS

Points	23, vs. LSU (2/7/17)
FG Made	7, vs. LSU (2/7/17)
FG Attempts	11, twice, last vs. LSU (2/7/17)
3FG Made	3, three times, last vs. LSU (2/7/17)
3FG Attempts	8, vs. SOUTH CAROLINA (1/21/17)
FT Made	6, twice, last vs. LSU (2/7/17)
FT Attempts	7, vs. LSU (2/7/17)
Rebounds	16, vs. AUBURN (1/14/16)
Assists	6, vs. CLEVELAND ST. (11/23/16)
Steals	3, vs. Michigan St. (11/15/16)
Blocks	3, three times, last at Alabama (2/11/17)
Minutes	31, vs. LSU (2/7/17)

GAME-BY-GAME

Opponent	Date	gs	min	Total		3-Pointers		Free throws		Rebounds		pf	a	t/o	blk	stl	pts	avg		
				fg-fga	pct	3fg-fga	pct	ft-fa	pct	off	def								tot	avg
STEPHEN F. AUSTIN	11/11/16		18	5-6	.833	0-1	.000	0-1	.000	0	2	2	2.0	2	0	0	2	10.0		
CANISIUS	11/13/16		17	1-4	.250	1-3	.333	0-0	.000	2	1	3	2.5	3	0	0	0	3		
vs #13/13 Michigan State	11/15/16		24	1-2	.500	0-1	.000	2-2	1.000	3	3	6	3.7	3	2	0	1	4		
DUQUESNE	11/20/16	*	22	3-5	.600	0-1	.000	2-2	1.000	3	3	6	4.3	2	0	1	1	8		
CLEVELAND STATE	11/23/16		26	4-8	.500	1-3	.333	1-3	.333	4	6	10	5.4	4	6	1	1	10		
UT-MARTIN	11/25/16	*	28	4-6	.667	1-1	1.000	6-6	1.000	2	4	6	5.5	4	1	2	0	15		
vs Arizona State	11/28/16	*	20	5-11	.455	0-1	.000	0-0	.000	3	4	7	5.7	2	4	1	2	10		
#11/9 UCLA	12/03/16	*	17	1-2	.500	0-1	.000	0-0	.000	5	3	8	6.0	1	0	2	0	2		
VALPO	12/07/16	*	19	1-3	.333	0-1	.000	1-1	1.000	1	5	6	6.0	4	1	2	3	3		
vs Hofstra	12/11/16		13	1-2	.500	0-1	.000	0-0	.000	1	3	4	5.8	3	1	1	0	2		
vs #7/6 North Carolina	12/17/16	*	21	1-3	.333	0-1	.000	2-3	.667	3	3	6	5.8	3	0	2	1	4		
at #10/11 Louisville	12/21/16	*	12	0-2	.000	0-1	.000	2-2	1.000	3	4	7	5.9	3	0	0	2	1		
at Ole Miss	12/29/16	*	14	1-2	.500	0-0	.000	0-0	.000	1	2	3	5.7	3	2	0	2	1		
TEXAS A&M	01/03/17	*	23	1-4	.250	1-2	.500	2-2	1.000	2	2	4	5.6	3	0	0	0	5		
ARKANSAS	01/07/17	*	12	1-2	.500	0-1	.000	1-2	.500	1	3	4	5.5	3	0	2	2	0		
at Vanderbilt	01/10/17	*	22	1-3	.333	0-1	.000	2-4	.500	0	5	5	5.4	3	0	1	1	0		
AUBURN	01/14/17	*	29	2-8	.250	2-3	.667	0-4	.000	5	11	16	6.1	3	0	0	2	1		
at Mississippi State	01/17/17	*	24	5-5	1.000	3-3	1.000	0-1	.000	3	5	8	6.2	3	2	1	3	13		
#24/24 SOUTH CAROLINA	01/21/17	*	27	4-9	.444	3-8	.375	0-0	.000	1	4	5	6.1	1	2	0	1	11		
at Tennessee	01/24/17	*	28	1-6	.167	0-3	.000	0-2	.000	0	9	9	6.3	3	1	2	2	0		
#2/1 KANSAS	01/28/17	*	14	0-3	.000	0-3	.000	0-0	.000	0	2	2	6.0	1	0	1	0	1		
GEORGIA	01/31/17		28	3-8	.375	1-2	.500	0-1	.000	5	1	6	6.0	3	0	0	1	7		
at #24/23 Florida	02/04/17	*	13	2-2	1.000	1-1	1.000	0-2	.000	1	4	5	6.0	5	0	0	1	0		
LSU	02/07/17	*	31	7-11	.636	3-6	.500	6-7	.857	3	5	8	6.1	5	2	1	0	23		
at Alabama	02/11/17	*	29	1-3	.333	0-1	.000	0-0	.000	2	4	6	6.1	4	0	1	3	0		
TENNESSEE	02/14/17	*	10	0-2	.000	0-1	.000	0-0	.000	0	2	2	5.9	1	0	0	2	0		
at Georgia	02/18/17	*	10	1-2	.500	1-2	.500	0-0	.000	1	0	1	5.7	3	0	0	0	3		
at Mizzou	02/21/17	*	20	2-5	.400	2-4	.500	0-0	.000	0	5	5	5.7	3	0	3	1	0		
Totals			22	571	59-129	.457	20-57	.351	27-45	.600	55	105	160	5.7	81	24	32	11	165	5.9

SUPERLATIVES

Season Stats		Career Stats	
10+ points	7	10+ points	7
20+ points	1	20+ points	1
3+ blocks	3	3+ blocks	3
3+ steals	1	3+ steals	1
10+ rebounds	2	10+ rebounds	2
Double-doubles	1	Double-doubles	1
Dunks	5	Dunks	5

CAREER STATS

Year	GP-GS	Min-Avg	FG-FGA	Pct	3FG-FGA	Pct	FT-FTA	Pct	Off-Def-Tot-Avg	PF-FO	Ast	TO	Blk	Stl	Pts	Avg
2016-17	28-22	571-20.4	59-129	.457	20-57	.351	27-45	.600	55-105-160-5.7	81-2	24	24	32	11	165	5.9
TOTAL	28-22	571-20.4	59-129	.457	20-57	.351	27-45	.600	55-105-160-5.7	81-2	24	24	32	11	165	5.9



DEREK WILLIS

Senior • Forward • 6-9 • Mt. Washington, Ky.
Bullitt East • Communication

35

BIO BLAST

- Has grabbed at least three rebounds in 15 of the last 17 games
- Tied his career-high with 12 rebounds at Georgia, in addition to going 3 of 3 on FGs
- Went 4 of 7 from 3-point-range at home vs. Tennessee, starting off 4 of 4
- Has nine games this season in double-figures scoring, including a season-high 18 against Kansas. Made a season-high five 3s against KU
- Played a career-high 36 minutes vs. Georgia in Rupp, registering a career-high four assists
- Had hit at least one 3-pointer in nine consecutive games prior to the Vandy trip
- Enjoyed a breakout season during his junior campaign where he saw action in 32 games and made 11 starts
- Had career highs in points, points per game, blocks, assists, rebounds, rebounds per game, 3-pointers, field-goal percentage and minutes in 2015-16
- Averaged 7.7 points and 4.0 rebounds per game as a junior and hit 53 3-pointers on the season, which ranked third on the team
- Had a stretch of games last year where he hit at least one 3-pointer in 17 straight games
- Has Native American heritage from his mother's side of the family

SEASON AVERAGES

Games played	28
Minutes/game	20.2
Points/game	7.1
FG Pct	50.3
3FG Pct	38.4
FT Pct	75.0
Rebounds/game	4.7
Assists/game	0.8
Turnovers/game	0.8
Assist/turnover ratio	1.0
Steals/game	0.6
Blocks/game	0.8

SEASON HIGHS

Points	18, vs. KANSAS (1/28/17)
FG Made	6, three times, last vs. TENNESSEE (2/14/17)
FG Attempts	10, vs. TENNESSEE (2/14/17)
3FG Made	5, vs. KANSAS (1/28/17)
3FG Attempts	7, vs. TENNESSEE (2/14/17)
FT Made	4, vs. SFA (11/11/16)
FT Attempts	4, twice, last vs. SOUTH CAROLINA (1/21/17)
Rebounds	12, at Georgia (2/18/17)
Assists	4, vs. GEORGIA (1/31/17)
Steals	2, four times last, vs. TENNESSEE (2/14/17)
Blocks	3, vs. SFA (11/11/16)
Minutes	36, vs. GEORGIA (1/31/17)

CAREER HIGHS

Points	25, vs. TENNESSEE (2/18/16)
FG Made	8, vs. TENNESSEE (2/18/16)
FG Attempts	12, vs. TENNESSEE (2/18/16)
3FG Made	7, vs. TENNESSEE (2/18/16)
3FG Attempts	11, vs. TENNESSEE (2/18/16)
FT Made	8, vs. Georgia (3/12/16)
FT Attempts	8, vs. Georgia (3/12/17)
Rebounds	12, three times, last at Georgia (2/18/17)
Assists	4, vs. GEORGIA (1/31/17)
Steals	3, at Kansas (1/30/16)
Blocks	4, twice, last vs. Georgia (3/12/16)
Minutes	36, vs. GEORGIA (1/31/17)

GAME-BY-GAME

Opponent	Date	gs	min	Total		3-Pointers		Free throws		Rebounds					pf	a	t/o	blk	stl	pts	avg
				fg	pct	fg	pct	ft	pct	off	def	tot	avg								
STEPHEN F. AUSTIN	11/11/16	*	31	5-7	.714	1-3	.333	4-4	1.000	1	4	5	5.0	1	2	0	3	1	15	15.0	
CANISIUS	11/13/16	*	16	1-2	.500	0-1	.000	0-0	.000	0	2	2	3.5	0	0	1	1	0	2	8.5	
vs #13/13 Michigan State	11/15/16	*	16	0-1	.000	0-0	.000	0-0	.000	0	2	2	3.0	1	3	1	2	0	0	5.7	
DUQUESNE	11/20/16		15	1-4	.250	1-4	.250	2-2	1.000	0	3	3	3.0	3	1	0	2	2	5	5.5	
CLEVELAND STATE	11/23/16	*	20	3-6	.500	1-3	.333	0-0	.000	1	4	5	3.4	3	1	1	1	1	7	5.8	
UT-MARTIN	11/25/16		8	1-3	.333	0-1	.000	0-0	.000	1	0	1	3.0	1	0	0	1	0	2	5.2	
vs Arizona State	11/28/16		16	4-6	.667	1-3	.333	2-2	1.000	1	5	6	3.4	1	1	1	1	1	11	6.0	
#11/9 UCLA	12/03/16		22	4-7	.571	2-4	.500	1-2	.500	1	3	4	3.5	3	2	0	0	1	11	6.6	
VALPO	12/07/16		15	5-9	.556	2-5	.400	0-0	.000	3	1	4	3.6	1	0	2	0	1	12	7.2	
vs Hofstra	12/11/16	*	23	3-7	.429	2-4	.500	0-0	.000	2	6	8	4.0	0	2	0	1	2	8	7.3	
vs #7/6 North Carolina	12/17/16		19	1-2	.500	1-2	.500	0-0	.000	0	1	1	3.7	1	0	1	0	1	3	6.9	
at #10/11 Louisville	12/21/16		28	2-7	.286	1-5	.200	1-2	.500	3	6	9	4.2	1	1	1	0	1	6	6.8	
at Ole Miss	12/29/16		24	3-7	.429	1-4	.250	0-1	.000	2	7	9	4.5	2	1	1	2	0	7	6.8	
TEXAS A&M	01/03/17		14	2-7	.286	1-5	.200	0-0	.000	1	2	3	4.4	0	0	1	0	1	5	6.7	
ARKANSAS	01/07/17		19	6-8	.750	3-5	.600	0-0	.000	2	3	5	4.5	3	0	0	2	0	15	7.3	
at Vanderbilt	01/10/17		22	1-3	.333	0-0	.000	0-0	.000	1	2	3	4.4	2	0	0	0	0	2	6.9	
AUBURN	01/14/17		9	1-3	.333	0-0	.000	0-0	.000	0	2	2	4.2	1	0	1	0	0	2	6.6	
at Mississippi State	01/17/17		18	5-6	.833	3-4	.750	0-0	.000	0	5	5	4.3	3	0	2	0	0	13	7.0	
#24/24 SOUTH CAROLINA	01/21/17		29	4-8	.500	1-3	.333	3-4	.750	1	6	7	4.4	0	1	2	1	0	12	7.3	
at Tennessee	01/24/17		22	1-5	.200	0-3	.000	2-3	.667	4	3	7	4.6	3	0	2	2	0	4	7.1	
#2/1 KANSAS	01/28/17		25	6-7	.857	5-6	.833	1-2	.500	0	6	6	4.6	1	0	1	2	0	18	7.6	
GEORGIA	01/31/17	*	36	1-4	.250	1-4	.250	0-0	.000	0	5	5	4.6	4	4	0	0	2	3	7.4	
at #24/23 Florida	02/04/17		18	1-3	.333	0-1	.000	0-0	.000	0	5	5	4.7	3	0	0	0	1	2	7.2	
LSU	02/07/17		14	0-4	.000	0-3	.000	2-2	1.000	1	3	4	4.6	0	1	1	0	0	2	7.0	
at Alabama	02/11/17		12	2-3	.667	1-2	.500	0-0	.000	1	3	4	4.6	0	1	0	0	0	5	6.9	
TENNESSEE	02/14/17		28	6-10	.600	4-7	.571	0-0	.000	1	2	3	4.5	2	1	0	0	2	16	7.2	
at Georgia	02/18/17		30	3-3	1.000	1-1	1.000	0-0	.000	4	8	12	4.8	1	0	2	0	1	7	7.2	
at Mizzou	02/21/17		16	2-5	.400	0-3	.000	0-0	.000	0	1	1	4.7	3	0	0	0	0	4	7.1	
Totals			6	565	74-147	.503	33-86	.384	18-24	.750	31	100	131	4.7	44	22	21	21	18	199	7.1

SUPERLATIVES

Season Stats		Career Stats	
10+ points	9	10+ points	13
20+ points	-	20+ points	1
3+ blocks	1	3+ blocks	4
3+ assists	2	3+ assists	3
10+ rebounds	1	10+ rebounds	3
Double-doubles	-	Double-doubles	2
Dunks	10	Dunks	22

CAREER STATS

Year	GP-GS	Min-Avg	FG-FGA	Pct	3FG-FGA	Pct	FT-FTA	Pct	Off-Def-Tot-Avg	PF-F	Ast	TO	Blk	Stl	Pts	Avg
2013-14	14-0	39-2.8	3-9	.333	1-6	.167	9-12	.750	1-7-8-0.6	0-0	0	4	0	1	16	1.1
2014-15	19-0	75-3.9	7-18	.389	5-15	.333	6-6	1.000	5-9-14-0.7	5-0	5	8	3	2	25	1.3
2015-16	32-11	596-18.6	81-168	.482	53-120	.442	32-36	.889	30-97-127-4.0	55-2	12	22	24	21	247	7.7
2016-17	28-6	565-20.2	74-147	.503	33-86	.384	18-24	.750	31-100-131-4.7	44-0	22	21	21	18	199	7.1
TOTAL	93-17	1275-13.7	165-342	.482	92-227	.405	65-78	.833	67-213-280-3.0	104-2	39	55	48	42	487	5.2



#1/1 Kentucky 101, Cleveland State 70 Nov. 23, 2016 | Lexington, Ky.

CLEVELAND STATE 70 • 1-3

		Total		3-Ptr		Rebounds											
#	Player	FG-FGA	FG-FGA	FT-FTA	Off	Def	Tot	PF	TP	A	TO	Blk	Stl	Min			
00	Sloan, Derek	1-3	0-1	2-2	1	4	5	5	4	0	3	0	0	16			
01	Carpenter, Kenny	1-5	0-1	2-2	0	1	1	1	4	0	2	0	0	12			
03	Edwards, Rob	12-21	2-7	2-2	1	3	4	0	28	2	2	0	0	32			
04	Wright, Anthony	2-5	0-1	0-1	0	3	3	4	1	1	1	1	1	21			
05	Blount, Jibri	2-4	0-1	2-2	0	3	3	4	6	0	3	0	0	22			
12	Thomas, Kasheem	0-2	0-1	0-0	0	0	0	0	0	0	3	0	0	14			
13	Maxwell, Nelson	1-2	1-1	0-0	0	1	1	1	3	2	0	0	2	5			
20	Word, Bobby	4-11	3-8	3-4	0	3	3	4	14	1	3	0	0	25			
21	Hasbargen, Tim	0-1	0-1	0-0	0	1	1	0	0	0	0	0	0	5			
22	Clayborne, Evan	0-1	0-0	0-2	2	3	5	5	0	0	1	0	0	19			
23	Hairston, Jamarcus	2-6	0-4	3-4	2	1	3	2	7	1	0	0	1	19			
55	Levitt, Daniel	0-3	0-1	0-0	1	0	1	2	0	0	0	0	1	10			
Team						4		2		6		1					
Totals		25-64	6-27	14-19	11	25	36	27	70	7	19	1	5	200			
FG % 1st Half: 14-29		48.3%	2nd half: 11-35	31.4%	Game: 25-64	39.1%											Deadball
3FG % 1st Half: 3-10		30.0%	2nd half: 3-17	17.6%	Game: 6-27	22.2%											Rebound
FT % 1st Half: 4-6		66.7%	2nd half: 10-13	76.9%	Game: 14-19	73.7%											2.1

Kentucky 101 • 5-0

		Total		3-Ptr	Rebounds					PF	TP	A	TO	Blk	Stl	Min	
		FG-FGA	FG-FGA	FT-FTA	Off	Def	Total										
##	Player																
03	Adebayo, Edrice	r	5-8	0-0	4-4	2	5	7	4	14	2	1	0	0	26		
35	Willis, Derek		3-6	1-3	0-0	1	4	5	3	7	1	1	1	1	20		
00	Fox, De'Aaron	r	6-15	0-2	4-7	0	4	4	1	16	11	2	1	2	33		
05	Monk, Malik	g	8-12	4-6	3-5	0	3	3	1	23	4	3	0	2	30		
25	Hawkins, Dominique	g	0-0	0-0	0-0	0	1	1	1	0	0	0	0	1	6		
01	Killelea-Jones, Sacha		1-2	0-0	3-5	0	2	2	0	5	0	0	1	0	11		
10	David, Jonny		0-1	0-0	0-0	0	0	0	0	0	0	0	0	0	3		
11	Mulder, Mychal		5-10	3-7	0-0	2	0	2	1	13	0	2	1	0	22		
14	Wynyard, Tai		2-2	0-0	0-1	1	2	3	0	4	0	0	0	0	4		
15	Humphries, Isaac		4-6	0-0	1-1	5	4	9	3	9	1	2	0	0	11		
20	Calipari, Brad		0-3	0-3	0-0	0	0	0	0	0	0	1	1	0	8		
32	Gabriel, Wenyen		4-8	1-3	1-3	4	6	10	4	10	6	1	1	0	26		
	Team					1	0	1									
Totals			38-73	9-24	16-26	16	31	47	18	101	25	13	6	6	200		
FG % 1st Half: 21-37			56.8%	2nd half: 17-36	47.2%	Game: 38-73		52.1%									Deadball
35	FG % 1st Half: 7-12		58.3%	2nd half: 2-12	16.7%	Game: 9-24		37.5%									Rebound
FT % 1st Half: 7-13			53.8%	2nd half: 9-13	69.2%	Game: 16-26		61.5%									

Officials: Karl Hess, Antino Petty, Rob Rorke
Technical fouls: CLEVELAND STATE-None. Kentucky-None.
Attendance: 22441

Score by periods	1st	2nd	Total
CLEVELAND STATE	35	35	70
Kentucky	56	45	101

Last FG - CSU 2nd-00:24, UK 2nd-00:28.
Largest lead - CSU None, UK by 41 2nd-06:00.
CSU led for 00:00. UK led for 39:44. Game was tied for 00:16.

Points	In	Off	2nd	Fast	Bench
CSU	20	13	13	6	70
UK	52	29	25	12	41

Score tied - 0 times.
Lead changed - 0 times.

#1/1 Kentucky 111, UT Martin 76 Nov. 25, 2016 | Lexington, Ky.

UT MARTIN 76 • 5-2

		Total	3-Ptr	Rebounds												
#	Player	FG-FGA	FG-FGA	FT-FTA	Off	Def	Total	PF	TP	A	TO	Blk	Stl	Min		
00	Jackson, Jalen	1-2	0-1	3-4	0	0	0	1	5	2	0	0	1	5		
01	Butler, Matthew	6-15	2-8	1-1	0	3	3	2	15	4	6	0	0	31		
02	Mobley, Jacobly	6-16	2-8	0-0	2	1	3	3	14	1	1	0	1	33		
03	Bailey, Dante	1-2	1-1	0-0	0	1	1	1	3	1	1	0	0	10		
04	Edwards, Kedar	5-11	3-6	0-0	2	2	4	1	13	3	3	1	0	28		
05	Fofana, Mike	0-2	0-1	4-4	0	0	0	3	4	0	1	0	0	12		
10	Rowe, Chandler	1-2	1-1	3-6	1	1	2	4	6	0	3	1	2	17		
12	Lewis, Fatodd	0-4	0-0	0-2	0	1	1	2	0	0	1	0	0	21		
21	London, Mark	1-1	0-0	0-1	0	1	1	3	2	0	0	0	0	7		
22	Beaufort, Kahari	1-4	0-1	1-1	0	1	1	1	3	0	0	0	2	7		
25	Martinez, Javier	5-7	0-0	1-1	0	4	4	4	11	1	0	0	2	28		
44	Detlev, Nick	0-0	0-0	0-0	0	0	0	0	0	0	0	0	0	1		
Team					6		6									
Totals		27-66	9-27	13-20	11	15	26	25	76	15	17	2	8	200		
FG % 1st Half: 16-33		48.5%	2nd half: 11-33	33.3%	Game: 27-66		40.9%	Deadball								
3FG % 1st Half: 4-12		33.3%	2nd half: 5-15	33.3%	Game: 9-27		33.3%	3.1								
FT % 1st Half: 2-2		100.0%	2nd half: 11-18	61.1%	Game: 13-20		65.0%									

Kentucky 111 • 6-0

		Total		3-Ptr		Rebounds												
#	Player	FG	FGA	FG	FGA	FT	FTA	Off	Def	Tot	PF	TP	A	TO	Blk	Stl	Min	
03	Adebayo, Edrice	r	5-10	0-0	5-8			8	4	12	0	15	0	1	1	0	25	
32	Gabriel, Wenyen	r	4-6	1-1	6-6			2	4	6	4	15	1	2	0	0	28	
00	Fox, De'Aaron	g	7-12	0-3	2-4			1	5	6	2	16	5	4	0	3	28	
05	Monk, Malik	g	10-17	2-8	4-4			0	2	2	2	26	7	2	0	1	29	
25	Hawkins, Dominique	g	1-5	0-2	4-4			2	2	4	0	6	9	1	0	1	32	
01	Killeya-Jones, Sacha		6-8	0-0	0-0			1	3	4	3	12	0	1	1	0	13	
10	David, Jonny		0-0	0-0	0-0			0	0	0	0	0	0	1	0	0	1	
11	Mulder, Mychal		4-5	4-5	0-0			0	2	2	3	12	1	1	0	2	15	
14	Wynyard, Tai		0-1	0-0	0-0			1	1	2	0	0	1	0	0	0	3	
15	Humphries, Isaac		3-5	0-0	1-1			2	1	3	2	7	0	0	2	0	12	
20	Calipari, Brad		0-2	0-2	0-2			0	0	0	1	0	0	0	0	0	5	
30	Pulliam, Dillon		0-0	0-0	0-0			0	0	0	0	0	0	0	0	0	1	
35	Willis, Derek		1-3	0-1	0-0			1	0	1	1	2	0	0	1	0	8	
Team								1	5	6								
Totals			41-74	7-22	22-29			19	29	48	18	111	24	12	5	7	200	
FG % 1st Half: 18-33		54.5%	2nd half: 23-41		56.1%	Game: 41-74		55.4%										Deadball Rebound
3FG % 1st Half: 4-13		30.8%	2nd half: 3-9		33.3%	Game: 7-22		31.8%										5.3
FT % 1st Half: 13-17		76.5%	2nd half: 9-12		75.0%	Game: 22-29		75.9%										

Officials: Joe Lindsay, Ron Groover, K.B. Burdett, Jr.
Technical fouls: UT MARTIN-None. Kentucky-None.
Attendance: 23324

Score by periods	1st	2nd	Total
UT MARTIN	38	38	76
Kentucky	53	58	111

Last FG - UTM 2nd-01:13, UK 2nd-01:00.
Largest lead - UTM by 3 1st-18:53, UK by 48 2nd-08:46.
UTM led for 02:01. UK led for 36:49. Game was tied for 01:07.

Points	In	Off	2nd	Fast	Bench
UTM	28	16	6	10	76
UK	54	29	20	16	33

Score tied - 0 times.
Lead changed - 3 times.

#1/1 Kentucky 115, Arizona State 69 Nov. 28, 2016 | Paradise Island, Bahamas

Arizona State 69 • 4-3

#	Player	Total		3-Ptr		Rebounds			PF	TP	A	TO	Blk	Stl	Min
		FG	FGA	FG	FTA	Off	Def	Total							
05	Oleka, Obinna	f	6-9	0-1	2-2	4	7	11	3	14	3	1	2	1	33
00	Holder, Tra		5-13	1-2	1-1	1	1	2	0	12	2	2	0	2	32
03	Cunliffe, Sam	g	4-16	3-8	3-6	0	4	4	3	14	1	2	0	1	31
04	Graham, Torian	g	4-16	0-6	4-4	1	2	3	1	12	2	0	0	0	32
11	Evans II, Shannon	g	4-12	2-5	1-2	0	3	3	2	11	6	5	1	0	32
22	Witherill, Austin		0-0	0-0	0-0	0	0	0	0	0	0	0	0	0	1
33	Vila, Ramon		0-0	0-0	0-0	0	1	1	4	0	0	0	1	0	13
42	Tshisumpa, Jethro		0-1	0-0	0-0	2	2	4	5	0	0	1	0	0	4
44	Justice, Kodi		2-6	2-4	0-0	0	2	2	3	6	1	2	0	0	22
	Team					3	0	3							
	Totals		25-73	8-26	11-15	11	22	33	21	69	15	13	4	4	200
	FG % 1st Half:	12-35	34.3%	2nd half:	13-38	34.2%	Game:	25-73	34.2%						Deadball
	36% 1st Half:	6-17	35.3%	2nd half:	2-9	22.2%	Game:	11-15	73.3%						Rebounds
	FT % 1st Half:	0-0	0.0%	2nd half:	11-15	73.3%	Game:	11-15	73.3%						

#6/7 Kentucky 87, Valparaiso 63

Dec. 7, 2016 | Lexington, Ky.

VALPO 63 • 7-2

#	Player	Total		3-Ptr		Rebounds			PF	TP	A TO Blk Stl				Min
		FG-FGA	FG-FGA	FT-FTA	FT-FTA	Off	Def	Tot			A	TO	Blk	Stl	
23	Adekoya, Jubril	r	2-4	1-2	2-3	0	6	6	4	7	0	5	0	3	28
25	Peters, Alec	r	9-20	1-2	4-4	4	4	8	1	23	0	1	0	0	33
02	Walker, Tevonn	g	3-7	0-1	2-4	2	3	5	4	8	1	2	0	1	31
11	Hammink, Shane	g	2-9	1-3	3-4	2	1	3	2	8	3	2	1	2	29
15	Williams, Lexus	g	1-5	0-1	0-0	0	3	3	4	2	0	5	0	2	15
01	Bradford, Micah		2-10	0-4	0-0	0	1	1	1	4	1	0	0	0	15
03	Joseph, Max		0-3	0-0	0-2	0	0	0	4	0	0	3	0	0	12
14	Sorolla, Jaume		3-6	0-0	2-2	7	2	9	3	8	0	0	0	0	14
22	Smits, Derrick		0-1	0-0	0-0	0	0	0	0	0	0	0	0	0	5
21	Davidson, Nick		1-2	1-2	0-0	1	2	3	1	3	1	1	0	0	16
33	Kiser, John		0-0	0-0	0-0	0	0	0	1	0	0	0	0	0	2
Team						2	1	3							
Totals			23-67	4-15	13-19	18	23	41	25	63	6	19	1	8	200

FG % 1st Half: 8-29 27.6% 2nd half: 15-38 39.5% Game: 23-67 34.3%
 3FG % 1st Half: 2-7 28.6% 2nd half: 2-8 25.0% Game: 4-15 26.7%
 FT % 1st Half: 6-12 50.0% 2nd half: 7-7 100.0% Game: 13-19 68.4%

Kentucky 87 • 8-1

#	Player	Total		3-Ptr		Rebounds			PF	TP	A TO Blk Stl				Min
		FG-FGA	FG-FGA	FT-FTA	FT-FTA	Off	Def	Tot			A	TO	Blk	Stl	
03	Adebayo, Edrice	r	5-9	0-0	6-8	3	4	7	2	16	0	3	1	1	29
32	Gabriel, Wenyen	r	1-3	0-1	1-1	1	5	6	4	3	1	2	3	0	19
00	Fox, De'Aaron	g	3-9	0-1	3-8	1	6	7	1	9	5	1	1	2	29
05	Monk, Malik	g	6-13	1-5	2-2	1	1	2	2	15	1	2	0	0	22
13	Briscoe, Isaiah	g	4-7	0-1	2-3	0	1	1	2	10	2	3	0	2	24
01	Killeya-Jones, Sacha		1-2	0-0	0-2	2	1	3	1	2	0	2	2	0	8
11	Mulder, Mychal		4-10	1-5	0-0	4	3	7	1	9	2	0	1	0	16
15	Humphries, Isaac		1-2	0-0	0-0	1	2	3	3	2	0	1	1	0	9
20	Calipari, Brad		1-2	1-2	0-0	0	0	0	0	3	3	0	0	0	3
25	Hawkins, Dominique		2-5	2-3	0-0	2	1	3	1	6	4	1	0	1	26
35	Willis, Derek		5-9	2-5	0-0	3	1	4	1	12	0	2	0	1	15
Team						3	2	5							
Totals			33-71	7-23	14-24	21	27	48	18	87	15	17	9	7	200

FG % 1st Half: 18-38 47.4% 2nd half: 15-33 45.5% Game: 33-71 46.5%
 3FG % 1st Half: 2-10 20.0% 2nd half: 5-13 38.5% Game: 7-23 30.4%
 FT % 1st Half: 7-10 70.0% 2nd half: 7-14 50.0% Game: 14-24 58.3%

Officials: Pat Adams, Karl Hess, KB Burdett
 Technical fouls: VALPO-None. Kentucky-None.
 Attendance: 21805

Score by periods	1st	2nd	Total								
VALPO	24	39	63	Points	In	Off	2nd	Fast			
Kentucky	45	42	87	Paint	T/O	Chance	Break	Bench			
				VALPO	32	11	19	2	15		
				UK	46	19	20	18	34		

Last FG - VALPO 2nd-01:06, UK 2nd-02:01.
 Largest lead - VALPO None, UK by 34 2nd-10:14.
 VALPO led for 00:00. UK led for 38:50. Game was tied for 01:10.

Score tied - 2 times.
 Lead changed - 0 times.

#6/7 Kentucky 96, Hofstra 73

Dec. 11, 2016 | Brooklyn, N.Y.

Hofstra 73 • 6-5

#	Player	Total		3-Ptr		Rebounds			PF	TP	A TO Blk Stl				Min
		FG-FGA	FG-FGA	FT-FTA	FT-FTA	Off	Def	Tot			A	TO	Blk	Stl	
00	GREER, Ty	r	1-8	0-2	1-4	2	2	4	2	3	1	1	0	0	27
11	GUSTYS, Rokas	r	6-10	0-0	1-1	3	5	8	3	13	2	4	0	0	25
02	POWERS, Deron	g	4-15	1-5	9-11	1	4	5	2	18	5	2	0	0	38
05	PEMBERTON, Eli		1-6	1-3	1-2	2	0	2	5	4	1	1	0	0	24
14	BERNARDI, Brian	g	1-6	1-5	4-5	0	2	2	0	7	2	1	0	0	31
03	WRIGHT-FOREMAN, J		4-9	1-3	5-6	0	4	4	1	14	0	1	0	0	17
24	ROBINSON, Jamall		2-6	2-4	0-1	2	4	6	2	6	0	1	0	1	24
33	SABETY, Hunter		1-2	0-0	2-4	3	4	7	4	4	1	2	1	0	10
44	WALKER, Andre		2-3	0-0	0-0	1	0	1	1	4	0	1	0	0	4
Team						5	1	6							
Totals			22-65	6-22	23-37	19	26	45	20	73	12	14	1	1	200

FG % 1st Half: 10-29 34.5% 2nd half: 12-36 33.3% Game: 22-65 33.8%
 3FG % 1st Half: 3-12 25.0% 2nd half: 3-10 30.0% Game: 6-22 27.3%
 FT % 1st Half: 10-16 62.5% 2nd half: 13-21 61.9% Game: 23-37 62.2%

Kentucky 96 • 9-1

#	Player	Total		3-Ptr		Rebounds			PF	TP	A TO Blk Stl				Min
		FG-FGA	FG-FGA	FT-FTA	FT-FTA	Off	Def	Tot			A	TO	Blk	Stl	
03	ADEBAYO, Edrice	r	7-10	0-0	0-1	1	6	7	2	14	1	1	2	0	25
35	WILLIS, Derek	r	3-7	2-4	0-0	2	6	8	0	8	2	0	1	2	23
00	FOX, De'Aaron	g	5-8	0-1	5-5	0	5	5	3	15	2	2	0	0	24
05	MONK, Malik	g	7-16	4-10	2-2	1	0	1	4	20	4	0	1	0	29
01	BRISCOE, Isaiah	g	8-11	1-2	2-5	1	1	2	3	19	6	3	0	0	32
13	KILLEA-JONES, Sacha		2-4	0-0	0-0	2	0	2	3	4	0	0	2	1	9
11	MULDER, Mychal		2-6	0-2	2-2	1	4	5	1	6	0	0	0	0	15
15	HUMPHRIES, Isaac		1-4	0-0	1-4	1	2	3	2	3	1	0	2	0	13
20	CALIPARI, Brad		0-1	0-1	0-0	0	0	0	0	2	0	0	0	0	3
25	HAWKINS, Dominique		1-3	1-2	2-2	1	0	1	4	5	3	0	0	1	14
32	GABRIEL, Wenyen		1-2	0-1	0-0	1	3	4	3	2	1	1	0	0	13
Team						1	2	3							
Totals			37-72	8-23	14-21	12	29	41	27	96	20	7	8	4	200

FG % 1st Half: 18-35 51.4% 2nd half: 19-37 51.4% Game: 37-72 51.4%
 3FG % 1st Half: 5-13 38.5% 2nd half: 3-10 30.0% Game: 8-23 34.8%
 FT % 1st Half: 7-11 63.6% 2nd half: 7-10 70.0% Game: 14-21 66.7%

Officials: Jamie Luckie, Antinio Petty, Lamar Simpson
 Technical fouls: Hofstra-None. Kentucky-ADEBAYO, Edrice.
 Attendance: 7514

BROOKLYN HOOPS Winter Festival - Game Two

Score by periods	1st	2nd	Total								
Hofstra	33	40	73	Points	In	Off	2nd	Fast			
Kentucky	48	48	96	Paint	T/O	Chance	Break	Bench			
				HOFSTR	28	7	24	4	28		
				UK	48	23	7	14	20		

Last FG - HOFSTRA 2nd-00:32, UK 2nd-02:55.
 Largest lead - HOFSTRA None, UK by 31 2nd-06:42.
 HOFSTRA led for 00:00. UK led for 39:33. Game was tied for 00:15.

Score tied - 0 times.
 Lead changed - 0 times.

#6/7 Kentucky 103, #7/6 North Carolina 100

Dec. 17, 2016 | Las Vegas

Kentucky 103 • 10-1

#	Player	Total		3-Ptr		Rebounds			PF	TP	A TO Blk Stl				Min
		FG-FGA	FG-FGA	FT-FTA	FT-FTA	Off	Def	Tot			A	TO	Blk	Stl	
00	Fox, De'Aaron	*	9-21	0-2	6-7	0	4	4	1	24	10	2	0	2	35
03	Adebayo, Edrice	*	6-11	0-0	1-3	4	3	7	5	13	1	0	0	0	19
05	Monk, Malik	*	18-28	8-12	3-5	0	0	0	0	47	2	2	0	1	38
13	Briscoe, Isaiah	*	4-6	1-1	1-2	3	4	7	4	10	4	1	1	0	38
32	Gabriel, Wenyen	*	1-3	0-1	2-3	3	3	6	3	4	0	2	1	0	21
01	Killeya-Jones, Sacha		0-0	0-0	0-0	0	0	0	0	1	0	0	0	0	1
15	Humphries, Isaac		1-3	0-0	0-1	2	3	5	3	2	0	1	0	0	20
25	Hawkins, Dominique		0-0	0-0	0-0	0	2	2	2	0	2	0	0	0	9
35	Willis, Derek		1-2	1-2	0-0	0	1	1	1	3	0	1	0	1	19
Team						3	4	7			1				
Totals			40-74	10-18	13-21	15	24	39	20	103	19	10	2	4	200

FG % 1st Half: 22-41 53.7% 2nd half: 18-33 54.5% Game: 40-74 54.1%
 3FG % 1st Half: 5-11 45.5% 2nd half: 5-7 71.4% Game: 10-18 55.6%
 FT % 1st Half: 7-11 63.6% 2nd half: 6-10 60.0% Game: 13-21 61.9%

#7/6 North Carolina 100 • 10-2

#	Player	Total			3-Ptr			Rebounds			PF	TP	A TO Blk Stl				Min
		FG-FA	FG-FA	FT-FTA	Off	Def	Tot	A	TO	Blk			Stl				
00	Nate Britt	0-3	0-1	0-0	0	0	0	1	0	1	1	1	0	0	14		
02	Joel Berry II	9-15	3-5	2-2	0	5	5	5	23	7	3	0	2	34			
03	Kennedy Meeks	5-7	0-0	2-3	2	5	7	5	12	0	2	1	0	20			
04	Isaiah Hicks	5-10	0-0	0-0	1	2	3	4	10	1	0	1	0	15			
05	Tony Bradley	1-5	0-0	6-6	2	2	4	3	8	1	0	1	0	15			
14	Brandon Robinson	0-1	0-0	0-0	0	1	1	1	0	0	0	0	0	7			
21	Seventh Woods	0-0	0-0	0-0	0	0	0	1	0	0	2	0	0	4			
24	Kenny Williams	1-2	0-1	0-0	1	2	3	1	2	5	0	1	0	34			
32	Luke Maye	4-6	2-3	1-2	1	2	3	0	11	0	1	0	1	21			
44	Justin Jackson	10-17	4-7	10-15	0	5	5	0	34	3	0	0	1	36			
	Team				3	1	4	1									
	Totals	35-66	9-17	21-28	10	25	35	22	100	18	9	5	4	200			

#8/8 Kentucky 99, Ole Miss 76

Dec. 29, 2016 | Oxford, Miss.

Kentucky 99 • 11-2 1-0 SEC

#	Player	Total		3-Ptr		Rebounds			PF	TP	A	TO	Blk	Stl	Min
		FG	FGA	FG	FGA	FT	FTA	Off Def Tot							
03	Adebayo, Edrice	12	19	0	0	1	4	1 3 4	1	25	1	1	3	0	34
32	Gabriel, Wenyen	1	2	0	0	1	2	3 3	2	2	0	0	2	1	14
00	Fox, De'Aaron	3	10	0	2	1	3	0 5 5	2	7	7	1	0	3	23
05	Monk, Malik	11	16	5	7	8	2	4 6	2	34	1	1	0	3	35
13	Briscoe, Isaiah	6	14	1	1	6	3	7 10	2	19	11	2	0	1	36
01	Killeya-Jones, Sacha	0	0	0	0	0	0	0 0	0	0	0	0	0	0	0
11	Mulder, Mychal	1	3	1	3	0	0	0 0	1	3	0	0	0	1	13
14	Wynyard, Tai	0	0	0	0	0	0	0 0	1	0	0	0	0	0	2
15	Humphries, Isaac	0	0	0	0	2	0	3 3	0	2	0	1	1	0	4
20	Calipari, Brad	0	0	0	0	0	0	0 0	0	0	0	0	0	0	1
25	Hawkins, Dominique	0	3	0	1	0	0	0 0	3	0	1	0	0	0	14
35	Willis, Derek	3	7	1	4	0	1	2 7	2	7	1	1	2	0	24
Team															
Totals		37-74		8-18		17-24			11 31 42		17 99		24 8		9 200
FG % 1st Half:		24-39		61.5%		13-35		37.1%		Game: 37-74		50.0%		Deadball Rebounds	
3FG % 1st Half:		5-8		62.5%		3-10		30.0%		Game: 8-18		44.4%			
FT % 1st Half:		7-10		70.0%		10-14		71.4%		Game: 17-24		70.8%		2,1	

Ole Miss 76 • 9-4 0-1 SEC

#	Player	Total		3-Ptr		Rebounds			PF	TP	A	TO	Blk	Stl	Min
		FG	FGA	FG	FGA	FT	FTA	Off Def Tot							
05	Hymon, Marcanvis	0	1	0	0	0	0	1 3 4	4	0	0	1	2	0	12
11	Saiz, Sebastian	7	17	3	7	6	6	3 10 13	4	23	2	6	0	0	36
01	Burnett, Deandre	7	15	0	3	5	6	0 2 2	2	19	6	3	0	0	31
02	Neal, Cullen	0	1	0	1	0	0	0 3 3	3	0	1	4	0	0	17
03	Davis, Terence	3	13	1	4	0	0	3 2 5	4	7	1	0	1	0	20
00	Fitzpatrick-Dorsey, D	0	1	0	0	0	0	0 0 0	0	0	0	0	0	0	5
04	Tyree, Breein	2	3	0	1	0	0	0 4 4	3	4	3	1	0	0	20
14	Brooks, Rasheed	4	16	2	6	5	5	2 1 3	0	15	0	0	0	3	27
32	Morris, Nate	0	0	0	0	0	0	0 0 0	0	0	0	0	0	0	4
50	Furmanavicius, Justas	4	5	0	0	0	0	3 3 6	3	8	0	0	0	3	28
Team															
Totals		27-72		6-22		16-17			14 31 45		23 76		13 15		6 3 200
FG % 1st Half:		14-41		34.1%		13-31		41.9%		Game: 27-72		37.5%		Deadball Rebounds	
3FG % 1st Half:		2-10		20.0%		4-12		33.3%		Game: 6-22		27.3%			
FT % 1st Half:		9-9		100.0		7-8		87.5%		Game: 16-17		94.1%		0	

Officials: Joe Lindsay, Tony Henderson, Ted Valentine
 Technical fouls: Kentucky-None. Ole Miss-None.
 Attendance: 9086

Score by periods				Points	In Paint	Off T/O	2nd Chance	Fast Break	Bench
Kentucky	60	39	99						
Ole Miss	39	37	76						

Last FG - UK 2nd-02:05, OM 2nd-00:47.
 Largest lead - UK by 28 2nd-02:25, OM by 2 1st-19:26.
 UK led for 38:23. OM led for 00:23. Game was tied for 01:14.

Score tied - 1 time.
 Lead changed - 1 time.

#6/6 Kentucky 100, Texas A&M 58

Jan. 3, 2017 | Lexington, Ky.

Texas A&M 58 • 8-5, 0-2

#	Player	Total		3-Ptr		Rebounds			PF	TP	A	TO	Blk	Stl	Min
		FG	FGA	FG	FGA	FT	FTA	Off Def Tot							
01	Hogg, DJ	1	7	1	3	0	0	1 3 4	0	3	2	7	0	0	28
42	Miller, Tavario	1	2	0	0	1	2	1 2 3	3	3	1	2	0	0	15
34	Davis, Tyler	4	6	0	0	5	6	1 1 2	3	13	2	7	1	0	24
03	Gilder, Admon	5	13	2	3	1	3	2 4 6	5	13	2	1	0	2	29
02	Collins, Chris	2	3	1	1	0	0	0 3 3	3	5	1	3	0	0	22
12	Vila, Eric	0	0	0	0	2	2	1 0 1	1	2	1	0	0	0	10
05	Hampton, JC	1	3	1	2	0	0	0 0 0	3	3	0	2	0	0	18
10	Trocha-Morelos, Tony	2	5	1	3	1	2	1 3 4	3	6	2	1	2	0	26
23	Smith, Caleb	1	2	0	1	0	0	0 0 0	2	0	0	0	0	0	7
33	Carlton, Chase	0	0	0	0	0	1	1 1 0	1	0	0	0	0	0	4
44	Williams, Robert	4	6	0	0	0	2	2 2 1	8	0	0	4	0	0	17
Team															
Totals		21-47		6-13		10-17			9 19 28		23 58		12 25		7 2 200
FG % 1st Half:		10-26		38.5%		11-21		52.4%		Game: 21-47		44.7%		Deadball Rebounds	
3FG % 1st Half:		3-6		50.0%		3-7		42.9%		Game: 6-13		46.2%			
FT % 1st Half:		4-8		50.0%		6-9		66.7%		Game: 10-17		58.8%			

Kentucky 100 • 12-2, 2-0

#	Player	Total		3-Ptr		Rebounds			PF	TP	A	TO	Blk	Stl	Min
		FG	FGA	FG	FGA	FT	FTA	Off Def Tot							
03	Adebayo, Edrice	4	6	0	0	2	2	1 2 3	0	10	1	2	3	3	23
32	Gabriel, Wenyen	1	4	1	2	2	2	4 3 5	0	15	6	3	0	2	28
00	Fox, De'Aaron	5	9	0	1	5	8	1 4 5	0	15	6	3	0	2	28
05	Monk, Malik	8	11	5	7	5	5	0 1 1	1	26	0	1	0	1	24
13	Briscoe, Isaiah	5	9	3	3	0	0	1 0 1	3	13	7	0	0	1	28
01	Killeya-Jones, Sacha	1	3	0	0	0	0	2 0 2	1	2	0	1	0	0	6
10	David, Jonny	1	1	1	1	2	2	0 0 0	0	5	0	0	0	0	2
11	Mulder, Mychal	1	3	1	3	2	2	1 1 2	1	5	0	1	0	0	8
14	Wynyard, Tai	0	0	0	0	0	0	0 0 0	2	0	0	0	0	0	4
15	Humphries, Isaac	3	6	0	0	2	4	2 4 6	4	8	1	0	0	0	13
20	Calipari, Brad	0	1	0	1	0	0	1 0 1	0	0	0	0	0	0	5
25	Hawkins, Dominique	2	3	1	2	1	1	0 0 0	1	6	1	0	0	2	20
30	Pulliam, Dillon	0	0	0	0	0	0	0 0 0	0	0	0	0	0	0	2
35	Willis, Derek	2	7	1	5	0	0	1 2 3	0	5	0	1	0	1	14
Team															
Totals		33-63		13-25		21-26			13 17 30		16 100		16 9		3 10 200
FG % 1st Half:		17-30		56.7%		16-33		48.5%		Game: 33-63		52.4%		Deadball Rebounds	
3FG % 1st Half:		8-16		50.0%		3-7		42.9%		Game: 13-25		52.0%			
FT % 1st Half:		11-11		100.0		10-15		66.7%		Game: 21-26		80.8%		3.3	

Officials: Anthony Jordan, Karl Hess, Bryon Jarrett
 Technical fouls: Texas A&M-None. Kentucky-None.
 Attendance: 23455

Score by periods				Points	In Paint	Off T/O	2nd Chance
------------------	--	--	--	--------	----------	---------	------------



#6/6 Kentucky 92, Auburn 72 Jan. 14, 2017 | Lexington, Ky.

Auburn 72 • 11-6, 1-4

			Total	3-Ptr	Rebounds											
#	Player		FG-FA	FG-FA	FT-FTA	Off	Def	Tot	PF	TP	A	TO	Blk	Stl	Min	
50	Wiley, Austin	c	3-4	0-0	0-0	2	1	3	5	6	0	1	0	0	12	
01	Harper, Jared	g	3-7	1-3	1-2	0	0	0	3	8	1	3	0	0	25	
04	Dunans, T.J.		10-20	2-3	1-2	0	2	2	4	23	1	3	0	1	36	
05	Heron, Mustapha	g	4-11	1-2	2-6	0	3	3	3	11	1	2	0	0	26	
23	Lang, TJ	g	3-5	3-4	0-0	1	1	2	3	9	0	0	1	0	21	
00	Spencer, Horace		2-3	0-0	0-0	2	2	4	3	4	0	1	0	0	22	
02	Brown, Bryce		2-6	2-4	0-0	0	3	3	3	6	1	1	1	0	27	
12	Smith, LaRon		0-0	0-0	0-0	0	2	2	3	0	1	1	0	0	9	
24	McLemore, Anfernee		1-2	0-0	0-0	1	2	3	3	2	0	0	0	0	6	
35	Johnson, Ronnie		1-4	0-0	1-3	1	0	1	1	3	3	1	0	0	16	
	Team					2	3	5								
	Totals		29-62	9-16	5-15	9	19	28	31	72	8	13	2	1	200	

FG % 1st Half: 17-34 50.0% 2nd half: 12-28 42.9% Game: 29-62 46.8% Deadball Rebounds 5
 3FG % 1st Half: 4-7 57.1% 2nd half: 5-9 55.6% Game: 9-16 56.3%
 FT % 1st Half: 1-2 50.0% 2nd half: 4-13 30.8% Game: 5-15 33.3%

Kentucky 92 • 15-2,5-0

#	Player	Total		3-Ptr	Rebounds			PF	TP	A	TO	Blk	Stl	Min	
		FG-FGA	FG-FGA	FT-FTA	Off	Def	Tot								
03	Adebayo, Edrice	r	4-5	0-0	7-11	2	6	8	2	15	0	3	3	0	35
32	Gabriel, Wenyen	r	2-8	2-3	0-4	5	11	16	3	6	0	0	2	1	29
00	Fox, De'Aaron	g	6-11	1-2	0-2	1	3	4	5	13	5	1	0	1	27
05	Monk, Malik	g	8-14	4-8	4-4	0	1	1	0	24	6	1	1	0	36
13	Briscoe, Isaiah	g	4-6	2-2	0-4	1	2	3	4	10	5	4	0	1	25
11	Mulder, Mychal	g	3-5	1-3	5-5	0	1	1	1	12	2	1	0	0	15
15	Humphries, Isaac	g	2-2	0-0	0-0	1	0	1	1	4	0	1	0	0	5
25	Hawkins, Dominique	g	2-2	1-1	1-2	0	1	1	1	6	1	1	0	0	19
35	Willis, Derek	g	1-3	0-0	0-0	0	2	2	1	2	0	1	0	0	9
Team						2	1	3							
Totals			32-56	11-19	17-32	12	28	40	18	92	19	13	6	3	200

FG % 1st Half: 18-31 58.1% 2nd half: 14-25 56.0% Game: 32-56 57.1% Deadball Rebounds 8,1
 3FG % 1st Half: 8-12 66.7% 2nd half: 3-7 42.9% Game: 11-19 57.9%
 FT % 1st Half: 7-13 53.8% 2nd half: 10-19 52.6% Game: 17-32 53.1%

Officials: Karl Hess, Terry Oglesby, Sean Casey
 Technical fouls: Auburn-None. Kentucky-None.
 Attendance: 24372

Score by periods	1st	2nd	Total
Auburn	39	33	72
Kentucky	51	41	92

Points	In	Off	2nd	Fast	Bench
AU	38	16	14	2	15
UK	36	18	10	12	24

Last FG - AU 2nd-04:28, UK 2nd-01:44.
 Largest lead - AU by 3 1st-15:12, UK by 20 2nd-01:44.
 AU led for 02:23. UK led for 36:54. Game was tied for 00:43.

Score tied - 1 time.
 Lead changed - 9 times.

#5/5 Kentucky 88, Mississippi State 81 Jan. 17, 2017 | Starkville, Miss.

Kentucky 88 • 16-2, 6-0

#	Player		Total		3-Ptr		Rebounds			PF	TP	A	TO	Blk	Stl	Min
			FG-FGA	FG-FGA	FT-FTA	Off	Def	Tot								
03	Edrice Adebayo	r	2-2	0-0	1-2	1	3	4	4	5	1	3	2	0	20	
32	Wenyan Gabriel	r	5-5	3-3	0-1	3	5	8	3	13	2	1	3	1	20	
00	De'Aaron Fox	g	8-15	0-3	5-9	0	5	5	0	21	5	3	0	1	36	
05	Malik Monk	g	5-14	0-3	4-6	0	3	3	1	14	4	5	0	1	34	
13	Isaiah Briscoe	g	4-14	0-3	4-4	2	2	4	4	12	3	2	0	2	31	
01	Sacha Killeya-Jones		0-0	0-0	0-0	0	0	0	0	2	0	0	0	0	1	
11	Mychal Mulder		0-1	0-1	0-0	0	1	1	0	0	1	0	0	0	5	
14	Tai Wynyard		0-0	0-0	1-2	1	0	1	1	1	0	0	1	0	5	
15	Isaac Humphries		2-5	0-0	0-0	2	0	2	5	4	0	0	0	0	10	
25	Dominique Hawkins		2-3	1-1	0-0	2	0	2	1	5	0	0	0	0	16	
35	Derek Willis		5-6	3-4	0-0	0	5	5	3	13	0	2	0	0	22	
Team						2	1	3								
Totals				33-65	7-18	15-24	13	25	38	24	88	16	16	6	5	200

FG % 1st Half: 18-34 52.9% 2nd half: 15-31 48.4% Game: 33-65 50.8% Deadball Rebounds 5
 3FG % 1st Half: 4-8 50.0% 2nd half: 3-10 30.0% Game: 7-18 38.9%
 FT % 1st Half: 6-10 60.0% 2nd half: 9-14 64.3% Game: 15-24 62.5%

Mississippi State 81 • 12-5, 3-2

#	Player		Total		3-Ptr		Rebounds			PF	TP	A	TO	Blk	Stl	Min
			FG-FGA	FG-FGA	FT-FTA	Off	Def	Tot								
34	Schneider Herard	f	3-4	0-0	1-4	2	3	5	5	7	0	3	0	0	11	
35	Aric Holman	r	3-7	0-0	0-0	3	1	4	3	6	2	2	2	1	29	
01	Lamar Peters	g	9-16	2-5	5-8	1	6	7	3	25	2	5	0	0	35	
04	Mario Kegler	g	6-10	1-3	0-2	2	6	8	3	13	2	2	1	1	32	
11	Q Weatherspoon	g	6-12	1-5	2-4	1	2	3	5	15	2	3	0	4	27	
02	Eli Wright		1-2	0-0	0-0	0	0	0	2	2	0	0	0	1	8	
03	Xavian Stapleton		3-7	1-4	2-2	0	0	0	5	9	0	3	0	1	17	
15	IJ Ready		1-1	0-0	2-2	0	0	0	0	4	1	0	0	0	29	
23	Tyson Carter		0-0	0-0	0-0	0	1	1	0	0	1	0	0	0	7	
45	E.J. Datcher		0-0	0-0	0-0	0	0	0	2	0	0	0	0	2	5	
Team						0	4	4					1			
Totals				32-59	5-17	12-22	9	23	32	28	81	10	19	3	10	200

FG % 1st Half: 14-27 51.9% 2nd half: 18-32 56.3% Game: 32-59 54.2% Deadball Rebounds 3
 3FG % 1st Half: 2-8 25.0% 2nd half: 3-9 33.3% Game: 5-17 29.4%
 FT % 1st Half: 4-8 50.0% 2nd half: 8-14 57.1% Game: 12-22 54.5%

Officials: Ted Valentine, Byron Jarrett, William Covington
 Technical fouls: Kentucky-Isaiah Briscoe; TEAM, Mississippi State-O
 Weatherspoon; Aric Holman.
 Attendance: 9768

Score by periods	1st	2nd	Total
Kentucky	46	42	88
Mississippi State	34	47	81

Points	In	Off	2nd	Fast	Bench
UK	42	24	12	6	23
MS	54	23	13	20	15

Last FG - UK 2nd-00:57, MS 2nd-00:38.
 Largest lead - UK by 18 2nd-12:54, MS None.
 UK led for 38:28. MS led for 00:00. Game was tied for 01:32.

Score tied - 3 times.
 Lead changed - 0 times.

#5/5 Kentucky 85, #24/24 South Carolina 69 Jan. 21, 2017 | Lexington, Ky.

#24/24 South Carolina 69 • 15-4, 5-1

#	Player		Total			3-Ptr			Rebounds			PF	TP	A	TO	Blk	Stl	Min
			FG-FGA	FG-FGA	FT-FTA	Off	Def	Tot										
21	Kotsar, Maik	f	2-2	0-0	0-0	0	1	1	4	4	1	1	0	0	1	16		
30	Silva, Chris	f	1-2	0-0	1-2	1	3	4	3	0	3	0	0	0	9			
00	Thornwell, Sindarius	g	9-23	2-6	14-15	3	3	6	2	34	1	3	1	1	37			
04	Felder, Rakym	g	1-6	0-3	1-2	0	3	3	2	3	1	4	0	0	19			
10	Notice, Duane	g	2-7	0-4	0-0	1	0	1	1	4	4	1	0	1	37			
02	Gravett, Hassani	g	3-4	1-1	0-0	0	1	1	4	7	0	1	0	1	12			
05	Blanton, Temarcus	g	5-6	2-2	0-0	1	0	1	0	12	0	0	0	1	9			
20	Mckie, Justin	g	1-7	0-4	0-0	1	2	3	4	2	4	0	0	0	33			
23	Hinson, Evan	g	0-0	0-0	0-0	0	0	0	0	0	0	0	0	0	1			
24	Keita, Sedee	g	0-1	0-0	0-0	2	1	3	2	0	0	0	0	2	17			
31	Holliman, Jarrell	g	0-0	0-0	0-0	0	0	0	3	0	0	0	0	0	10			
Team						2	2	4										
Totals			24-58	5-20	16-19	11	16	27	26	69	11	13	1	7	200			

FG % 1st Half: 13-25 52.0% 2nd half: 11-33 33.3% Game: 24-58 41.4% Deadball Rebounds 2,1
 3FG % 1st Half: 2-5 40.0% 2nd half: 3-15 20.0% Game: 5-20 25.0%
 FT % 1st Half: 10-12 83.3% 2nd half: 6-7 85.7% Game: 16-19 84.2%

Kentucky 85 • 17-2, 7-0

#	Player		Total		3-Ptr		Rebounds			PF	TP	A	TO	Blk	Stl	Min
			FG	FGA	FG	FGA	FT	FTA	Off							
03	Adebayo, Edrice	r	5-6	0-0	8-12	2	1	3	4	18	1	1	0	2	29	
32	Gabriel, Wenyen	f	4-9	3-8	0-0	1	4	5	1	11	2	0	1	1	27	
00	Fox, De'Aaron	g	3-3	0-0	0-1	0	1	1	0	6	1	0	0	0	8	
05	Monk, Malik	g	9-14	4-7	5-6	0	3	3	0	27	1	4	1	2	36	
13	Briscoe, Isaiah	g	0-2	0-1	0-0	1	2	3	4	0	4	7	0	0	29	
01	Killeary-Jones, Sacha	g	0-0	0-0	0-0	0	0	0	0	0	0	0	0	0	2	
14	Wynyard, Tai		0-0	0-0	0-0	0	0	0	0	0	0	0	0	0	1	
15	Humphries, Isaac		2-2	0-0	2-2	2	2	4	3	6	0	1	2	0	10	
20	Calipari, Brad		0-0	0-0	0-0	0	0	0	0	0	0	0	0	0	1	
25	Hawkins, Dominique		1-4	0-1	3-3	0	3	3	4	5	7	2	0	1	28	
35	Willis, Derek		4-8	1-3	3-4	1	6	7	0	12	1	2	1	0	29	
	Team					2	1	2	3							
Totals			28-48	8-20	21-28	8	24	32	16	85	17	17	5	6	200	

#2/1 Kansas 79, #4/4 Kentucky 73

Jan. 28, 2017 | Lexington, Ky.

#2/1 KANSAS 79 • 19-2, 7-1

#	Player		Total		3-Ptr	Rebounds			PF	TP	A TO Blk Stl					Min
			FG-FGA	FG-FGA		FT-FTA	Off Def Tot									
33	Lucas, Landen	c	6-6	0-0	1-1	3 2 5	5 13	0 0 1 1	27							
00	Mason III, Frank	g	9-18	1-4	2-5	0 3 3	0 21	4 4 0 2	37							
04	Graham, Devonte'	g	4-11	2-7	2-2	2 5 7	2 12	1 5 0 1	37							
10	Mykhailiuk, Svi	g	2-6	0-2	4-6	1 1 2	2 8	1 0 0 0	28							
11	Jackson, Josh	g	9-17	2-5	0-2	2 8 10	1 20	3 2 0 2	39							
02	Vick, Lagerald		1-4	0-1	0-0	0 3 3	1 2	0 0 0 2	18							
22	Coleby, Dwight		1-1	0-0	1-2	0 1 1	4 3	0 0 0 1	10							
44	Lightfoot, Mitch		0-1	0-0	0-0	1 0 1	0 0	0 1 1 0	4							
Team						1 1 2										
Totals			32-64	5-19	10-18	10 24 34	15 79	9 12 2 9	200							

FG % 1st Half: 12-30 40.0% 2nd half: 20-34 58.8% Game: 32-64 50.0% Deadball Rebounds 2
 3FG % 1st Half: 0-8 0.0% 2nd half: 5-11 45.5% Game: 5-19 26.3%
 FT % 1st Half: 3-6 50.0% 2nd half: 7-12 58.3% Game: 10-18 55.6%

Kentucky 73 • 17-4, 7-1

#	Player		Total		3-Ptr	Rebounds			PF	TP	A TO Blk Stl					Min
			FG-FGA	FG-FGA		FT-FTA	Off Def Tot									
03	Adebayo, Edrice	f	3-7	0-0	4-10	4 4 8	4 10	3 4 1 2	37							
32	Gabriel, Wenyen	f	0-3	0-3	0-0	0 2 2	1 0	0 1 0 1	14							
00	Fox, De'Aaron	g	5-12	0-2	0-0	0 2 2	3 10	2 5 0 2	38							
05	Monk, Malik	g	6-13	2-6	4-5	1 3 4	2 18	2 2 0 0	39							
13	Briscoe, Isaiah	g	4-9	1-2	3-4	3 5 8	3 12	6 3 0 0	26							
15	Humphries, Isaac		0-0	0-0	0-0	0 0 0	2 0	0 1 1 0	4							
25	Hawkins, Dominique		2-4	0-1	1-1	1 3 4	1 5	1 0 0 0	17							
35	Willis, Derek		6-7	5-6	1-2	0 6 6	1 18	0 1 2 0	25							
Team						0 1 1										
Totals			26-55	8-20	13-22	9 26 35	17 73	14 17 4 5	200							

FG % 1st Half: 12-28 42.9% 2nd half: 14-27 51.9% Game: 26-55 47.3% Deadball Rebounds 5.2
 3FG % 1st Half: 3-8 37.5% 2nd half: 5-11 45.5% Game: 8-20 40.0%
 FT % 1st Half: 5-11 45.5% 2nd half: 8-11 72.7% Game: 13-22 59.1%

Officials: Doug Shows, Joe DeRosa, Keith Kimble
 Technical fouls: #2/1 KANSAS-None. Kentucky-None.
 Attendance: 24418

Score by periods	1st	2nd	Total
#2/1 KANSAS	27	52	79
Kentucky	32	41	73

	Points	In Paint	Off T/O	2nd Chance	Fast Break	Bench
KU	44	21	17	10	5	
UK	34	7	7	6	23	

Last FG - KU 2nd-01:09, UK 2nd-00:21.
 Largest lead - KU by 10 2nd-04:41, UK by 12 1st-10:03.
 KU led for 14:02. UK led for 23:38. Game was tied for 02:20.

Score tied - 4 times.
 Lead changed - 8 times.

#8/6 Kentucky 90, Georgia 81 (OT)

Jan. 31, 2017 | Lexington, Ky.

Georgia 81 • 13-9, 4-5

#	Player		Total		3-Ptr	Rebounds			PF	TP	A TO Blk Stl					Min
			FG-FGA	FG-FGA		FT-FTA	Off Def Tot									
01	Maten, Yante	f	8-15	1-1	5-9	1 4 5	2 22	5 3 1 0	39							
34	Ogbeide, Derek	f	7-9	0-0	4-7	2 11 13	4 18	0 0 2 1	35							
00	Jackson, William II	g	0-0	0-0	1-2	0 1 1	1 1	1 1 0 0	16							
03	Parker, Juwan	g	2-6	0-1	0-0	0 0 0	5 4	1 2 0 0	23							
30	Frazier, J.J.	g	8-21	3-4	4-5	1 2 3	5 23	5 3 0 3	41							
02	Harris, Jordan		3-5	2-2	1-1	0 2 2	4 9	1 1 0 0	28							
04	Crump, Tyree		0-2	0-1	0-0	0 0 0	1 0	0 1 0 0	3							
05	Diatta, Pape		1-2	0-1	0-0	0 2 2	3 2	0 2 0 0	4							
13	Wilridge, E'Torrian		0-0	0-0	0-0	0 2 2	1 0	1 3 1 1	17							
25	Geno, Kenny Paul		0-0	0-0	0-0	0 0 0	0 0	1 0 0 0	7							
32	Edwards, Mike		1-1	0-0	0-0	0 1 1	2 2	0 0 0 0	12							
Team						3 0 3		1								
Totals			30-61	6-10	15-24	7 25 32	28 81	15 17 4 5	225							

FG % 1st Half: 12-25 48.0% 2nd half: 16-30 53.3% OT: 2-6 33.3% Game: 30-61 49.2% Deadball Rebounds 5
 3FG % 1st Half: 3-5 60.0% 2nd half: 3-4 75.0% OT: 0-1 0.0% Game: 6-10 60.0%
 FT % 1st Half: 2-3 66.7% 2nd half: 12-18 66.7% OT: 1-3 33.3% Game: 15-24 62.5%

Kentucky 90 • 18-4, 8-1

#	Player		Total		3-Ptr	Rebounds			PF	TP	A TO Blk Stl					Min
			FG-FGA	FG-FGA		FT-FTA	Off Def Tot									
03	Adebayo, Edrice	f	4-6	0-0	4-6	2 3 5	4 12	0 1 1 1	22							
15	Humphries, Isaac	f	2-5	0-0	0-0	4 3 7	3 4	0 1 0 0	13							
35	Willis, Derek	f	1-4	1-4	0-0	0 5 5	4 3	0 0 0 2	36							
05	Monk, Malik	g	10-21	7-11	10-12	0 3 3	1 37	1 5 3 3	44							
13	Briscoe, Isaiah	g	6-15	0-2	11-15	4 7 11	3 23	8 6 0 0	45							
14	Wynyard, Tai		0-0	0-0	0-0	0 2 2	3 0	0 1 1 1	12							
25	Hawkins, Dominique		1-5	0-2	2-2	0 1 1	1 4	1 0 0 0	25							
32	Gabriel, Wenyen		3-8	1-2	0-1	5 1 6	3 7	0 0 1 0	28							
Team						2 3 5										
Totals			27-64	9-21	27-36	17 28 45	22 90	14 14 6 7	225							

FG % 1st Half: 9-31 29.0% 2nd half: 14-27 51.9% OT: 4-6 66.7% Game: 27-64 42.2% Deadball Rebounds 4
 3FG % 1st Half: 2-8 25.0% 2nd half: 5-10 50.0% OT: 2-3 66.7% Game: 9-21 42.9%
 FT % 1st Half: 9-10 90.0% 2nd half: 14-20 70.0% OT: 4-6 66.7% Game: 27-36 75.0%

Officials: Tony Greene, Pat Adams, Don Dailly
 Technical fouls: Georgia-None. Kentucky-None.
 Attendance: 23814

Score by periods	1st	2nd	OT	Total
Georgia	29	47	5	81
Kentucky	29	47	14	90

	Points	In Paint	Off T/O	2nd Chance	Fast Break	Bench
Georgia	40	18	3	4	13	
UK	30	20	24	6	11	

Last FG - UK OT-03:10, UK OT-01:51.
 Largest lead - UK by 14 1st-14:07, UK by 9 OT-00:43.
 UK led for 19:35. UK led for 18:56. Game was tied for 06:28.

Score tied - 6 times.
 Lead changed - 3 times.

#24/23 Florida 88, #8/6 Kentucky 66

Feb. 4, 2017 | Gainesville, Fla.

Kentucky 66 • 18-5, 8-2 SEC

#	Player		Total		3-Ptr	Rebounds			PF	TP	A TO Blk Stl					Min
			FG-FGA	FG-FGA		FT-FTA	Off Def Tot									
03	Adebayo, Edrice	f	4-10	0-0	1-5	1 6 7	3 9	1 2 1 4	33							
32	Gabriel, Wenyen	f	2-2	1-1	0-2	1 4 5	5 5	0 0 1 0	13							
05	Monk, Malik	g	4-14	3-7	0-0	0 0 0	4 11	2 1 1 0	34							
13	Briscoe, Isaiah	g	3-10	0-1	0-2	1 2 3	2 6	3 4 0 0	30							
25	Hawkins, Dominique	g	0-4	0-2	4-4	0 0 0	1 4	0 3 0 1	21							
00	Fox, De'Aaron		5-11	0-1	9-10	0 3 3	4 19	0 3 0 0	25							
11	Mulder, Mychal		3-6	2-5	0-0	1 0 1	0 8	0 0 0 1	16							
14	Wynyard, Tai		1-1	0-0	0-0	1 0 1	2 2	0 0 0 0	7							
15	Humphries, Isaac		0-0	0-0	0-0	1 0 1	0 0	1 0 0 0	3							
35	Willis, Derek		1-3	0-1	0-0	0 5 5	3 2	0 0 0 1	18							
Team						1 2 3										
Totals			23-61	6-18	14-23	6 23 29	24 66	7 13 3 7	200							

FG % 1st Half: 9-30 30.0% 2nd half: 14-31 45.2% Game: 23-61 37.7% Deadball Rebounds 4
 3FG % 1st Half: 2-7 28.6% 2nd half: 4-11 36.4% Game: 6-18 33.3%
 FT % 1st Half: 6-10 60.0% 2nd half: 8-13 61.5% Game: 14-23 60.9%

#24/23 Florida 88 • 18-5, 8-2 SEC

#	Player		Total			3-Ptr	Rebounds			PF	TP	A TO Blk Stl				Min
			FG-FGA	FG-FGA	FT-FTA		Off	Def	Tot							
01	Robinson, Devin	f	5-7	3-4	3-5	3	6	9	1	16	0	2	2	0	36	
23	Leon, Justin	f	1-4	1-3	0-1	1	2	3	4	3	0	1	0	0	19	
15	Egbunu, John	c	3-4	0-0	2-6	3	4	7	4	8	0	2	1	0	21	
00	Hill, Kasey	g	8-16	1-3	4-8	0	5	5	2	21	6	3	1	1	27	
05	Allen, KeVaughn	g	4-12	2-8	2-2	0	4	4	0	12	3	1	0	2	26	
02	Hester, Eric		1-1	1-1	0-0	1	1	2	0	3	0	0	0	0	6	
11	Chiozza, Chris		1-7	0-4	0-0	0	9	9	3	2	9	2	0	2	28	
13	Hayes, Kevarrius		2-2	0-0	1-1	2	3	5	5	5	0	2	0	0	12	
24	Barry, Canyon		4-7	2-3	4-4	0	0	0	4	14	0	0	0	0	18	
32	Rimmer, Schuyler		1-2	0-0	2-2	1	0	1	0	4	0	1	0	0	7	
	Team					6	3	9				3			200	
	Totals		30-62	10-26	18-29	17	37	54	23	88	18	17	7	5	200	
	FG % 1st Half:	12-35	34.3%	2nd half:	18-27	66.7%	Game:	30-62	48.4%						Deadball	
	3FG % 1st Half:	6-19	31.6%	2nd half:	4-7	57.1%	Game:	10-26	38.5%						Rebound	
	FT % 1st Half:	4-6	66.7%	2nd half:	14-23	60.9%	Game:	18-29	62.1%						3	

#15/12 Kentucky 67, Alabama 58

Feb. 11, 2017 | Tuscaloosa, Ala.

Kentucky 67 • 20-5, 10-2

#	Player	Total		3-Ptr		Rebounds			PF	TP	A	TO	Blk	Stl	Min
		FG-FGA	FG-FGA	FT-FTA	FT-FTA	Off	Def	Tot							
03	Adebayo, Edrice	f	5-9	0-0	4-4	3	4	7	5	14	0	2	2	0	28
32	Gabriel, Wenyen	f	1-3	0-1	0-0	2	4	6	4	2	0	1	3	0	29
00	Fox, De'Aaron	g	3-12	0-2	1-1	0	0	1	4	7	3	2	0	2	30
05	Monk, Malik	g	6-15	2-6	3-4	0	1	1	3	17	1	0	1	2	33
13	Briscoe, Isaiah	g	5-11	0-1	1-7	1	10	11	1	11	4	4	0	1	35
11	Mulder, Mychal	g	1-3	0-1	0-0	1	1	2	2	2	0	2	0	0	11
15	Humphries, Isaac	g	2-3	0-0	0-0	1	1	2	4	4	0	0	0	0	8
25	Hawkins, Dominique	g	2-3	0-1	1-2	0	0	0	4	5	3	0	0	2	14
35	Willis, Derek	g	2-3	1-2	0-0	1	3	4	0	5	1	0	0	0	12
Team						2	5	7							
Totals			27-62	3-14	10-18	12	29	41	27	67	12	12	6	7	200

FG % 1st Half: 12-29 41.4% 2nd half: 15-33 45.5% Game: 27-62 43.5%
 3FG % 1st Half: 2-8 25.0% 2nd half: 1-6 16.7% Game: 3-14 21.4%
 FT % 1st Half: 3-8 37.5% 2nd half: 7-10 70.0% Game: 10-18 55.6%

Deadball Rebounds 2

Alabama 58 • 14-10, 7-5

#	Player	Total		3-Ptr		Rebounds			PF	TP	A	TO	Blk	Stl	Min
		FG-FGA	FG-FGA	FT-FTA	FT-FTA	Off	Def	Tot							
21	Olaniyan, Bola	f	2-4	0-0	1-6	4	6	10	2	5	0	0	0	0	24
25	Key, Braxton	f	8-13	1-3	4-8	0	4	4	1	21	0	5	0	1	35
35	Hall, Donta	f	1-2	0-0	2-5	1	2	3	2	4	1	1	0	1	16
01	Norris, Riley	g	4-9	1-3	0-0	1	2	3	2	9	0	1	0	0	32
12	Ingram, Dazon	g	5-7	0-0	2-4	0	8	8	4	12	3	5	0	1	29
03	Collins, Corban	g	1-3	1-2	0-0	0	2	2	2	3	0	1	0	0	21
05	Johnson Jr, Avery	g	0-5	0-2	0-1	0	0	0	2	0	0	0	0	0	12
10	Taylor, Jimmie	g	1-1	0-0	0-2	2	5	7	1	2	0	2	0	0	15
11	Hale, Shannon	g	0-1	0-0	0-0	0	0	0	2	0	0	0	0	0	4
22	Davis, Ar'Mond	g	1-6	0-4	0-0	1	0	1	2	2	0	1	0	0	12
Team						0	0	0							
Totals			23-51	3-14	9-26	9	29	38	20	58	4	16	0	3	200

FG % 1st Half: 8-25 32.0% 2nd half: 15-26 57.7% Game: 23-51 45.1%
 3FG % 1st Half: 1-7 14.3% 2nd half: 2-7 28.6% Game: 3-14 21.4%
 FT % 1st Half: 3-11 27.3% 2nd half: 6-15 40.0% Game: 9-26 34.6%

Deadball Rebounds 7

Officials: Mike Nance, Lee Cassell, Rob Rorke
 Technical fouls: Kentucky-None. Alabama-None.
 Attendance: 15383

Score by periods	1st	2nd	Total
Kentucky	29	38	67
Alabama	20	38	58

Points	In Paint	Off T/O	2nd Chance	Fast Break	Bench
UK	38	14	9	16	16
UA	38	8	10	6	7

Last FG - UK 2nd-00:33, UA 2nd-00:13.
 Largest lead - UK by 18 2nd-15:18, UA by 3 1st-15:58.
 UK led for 34:56, UA led for 00:32. Game was tied for 04:32.

Score tied - 3 times.
 Lead changed - 2 times.

#13/11 Kentucky 83, Tennessee 58

Feb. 14, 2017 | Lexington, Ky.

Tennessee 58 • 14-12, 6-7

#	Player	Total		3-Ptr		Rebounds			PF	TP	A	TO	Blk	Stl	Min
		FG-FGA	FG-FGA	FT-FTA	FT-FTA	Off	Def	Tot							
02	Williams, Grant	f	3-7	1-2	1-2	1	2	3	1	8	2	4	1	2	27
11	Alexander, Kyle	f	0-0	0-0	0-0	0	3	3	0	0	0	0	0	0	7
00	Bone, Jordan	g	5-9	2-4	3-4	0	4	4	4	15	2	3	0	0	32
03	Hubbs III, Robert	g	2-6	0-0	3-4	0	2	2	1	7	0	2	0	0	24
23	Bowden, Jordan	g	0-6	0-3	2-2	1	3	4	2	2	2	2	1	0	32
01	Turner, Lamonte	g	0-3	0-2	0-0	0	3	3	0	0	0	0	1	0	14
05	Schofield, Admiral	g	6-10	0-1	5-5	1	6	7	1	17	0	0	0	1	25
12	Parker, Kwe	g	0-0	0-0	0-0	0	0	0	0	0	0	1	0	0	1
21	Evans, Lew	g	0-1	0-0	0-0	1	2	3	3	0	1	0	0	1	17
24	Campbell, Lucas	g	0-0	0-0	2-3	0	0	0	0	2	0	0	0	0	1
25	Phillips, Shembari	g	2-9	0-3	3-4	0	3	3	3	7	0	0	0	2	18
32	Woodson, Brad	g	0-1	0-1	0-0	0	0	0	0	0	0	0	0	0	2
Team						2	1	3							
Totals			18-52	3-16	19-24	6	29	35	15	58	7	13	3	6	200

FG % 1st Half: 9-29 31.0% 2nd half: 9-23 39.1% Game: 18-52 34.6%
 3FG % 1st Half: 2-9 22.2% 2nd half: 1-7 14.3% Game: 3-16 18.8%
 FT % 1st Half: 12-14 85.7% 2nd half: 7-10 70.0% Game: 19-24 79.2%

Deadball Rebounds 0

Kentucky 83 • 21-5, 11-2

#	Player	Total		3-Ptr		Rebounds			PF	TP	A	TO	Blk	Stl	Min
		FG-FGA	FG-FGA	FT-FTA	FT-FTA	Off	Def	Tot							
03	Adebayo, Edrice	f	3-5	0-0	1-2	5	7	12	2	7	0	3	1	0	33
32	Gabriel, Wenyen	f	0-2	0-1	0-0	0	2	2	1	0	0	0	2	0	10
00	Fox, De'Aaron	g	5-13	0-2	3-5	0	3	3	5	13	6	0	1	2	32
05	Monk, Malik	g	7-18	4-7	2-2	0	8	8	1	20	2	2	1	0	33
13	Briscoe, Isaiah	g	6-10	0-2	0-1	1	3	4	3	12	6	1	1	2	22
11	Mulder, Mychal	g	1-3	1-2	0-0	0	4	4	2	3	0	0	0	0	8
15	Humphries, Isaac	g	1-2	0-0	0-0	0	2	2	0	2	0	0	0	0	8
20	Calipari, Brad	g	0-0	0-0	0-0	0	0	0	0	0	0	0	0	0	2
25	Hawkins, Dominique	g	3-6	2-4	2-2	2	2	4	1	10	2	1	0	0	24
35	Willis, Derek	g	6-10	4-7	0-0	1	2	3	2	16	1	0	0	2	28
Team						1	0	1							
Totals			32-69	11-25	8-12	10	33	43	17	83	17	7	6	6	200

FG % 1st Half: 16-35 45.7% 2nd half: 16-34 47.1% Game: 32-69 46.4%
 3FG % 1st Half: 10-18 55.6% 2nd half: 1-7 14.3% Game: 11-25 44.0%
 FT % 1st Half: 5-7 71.4% 2nd half: 3-5 60.0% Game: 8-12 66.7%

Deadball Rebounds 2

Officials: Pat Adams, Lamar Simpson, Doug Shows
 Technical fouls: Tennessee-None. Kentucky-None.
 Attendance: 24391

Score by periods	1st	2nd	Total
Tennessee	32	26	58
Kentucky	47	36	83

Points	In Paint	Off T/O	2nd Chance	Fast Break	Bench
UK	32	17	4	6	0
UK	32	17	4	6	0

Last FG - UT 2nd-02:11, UK 2nd-03:34.
 Largest lead - UT by 5 1st-18:19, UK by 28 2nd-05:04.
 UT led for 03:40, UK led for 36:06. Game was tied for 00:14.

Score tied - 0 times.
 Lead changed - 1 time.

#13/11 Kentucky 82, Georgia 77

Feb. 18, 2017 | Athens, Ga.

Kentucky 82 • 22-5, 12-2

#	Player	Total		3-Ptr		Rebounds			PF	TP	A	TO	Blk	Stl	Min
		FG-FGA	FG-FGA	FT-FTA	FT-FTA	Off	Def	Tot							
03	Adebayo, Edrice	f	5-8	0-0	3-4	2	6	8	2	13	1	3	2	1	36
32	Gabriel, Wenyen	f	1-2	1-2	0-0	1	0	1	3	3	0	0	0	0	10
00	Fox, De'Aaron	g	4-14	0-2	8-10	1	4	5	3	16	5	4	0	0	25
05	Monk, Malik	g	3-11	1-5	9-11	0	2	2	1	16	5	1	0	3	36
13	Briscoe, Isaiah	g	4-12	0-3	1-1	3	3	6	5	9	2	4	0	0	24
11	Mulder, Mychal	g	3-6	3-6	0-0	1	1	2	0	9	0	0	0	0	14
15	Humphries, Isaac	g	0-0	0-0	0-0	0	0	0	1	0	0	0	0	0	4
25	Hawkins, Dominique	g	3-5	1-2	2-2	0	0	0	5	9	0	0	0	2	21
35	Willis, Derek	g	3-3	1-1	0-0	4	8	12	1	7	0	2	0	1	30
Team						2	3	5							
Totals			26-61	7-21	23-28	14	27	41	21	82	13	14	2	7	200

FG % 1st Half: 12-26 46.2% 2nd half: 14-35 40.0% Game: 26-61 42.6%
 3FG % 1st Half: 4-10 40.0% 2nd half: 3-11 27.3% Game: 7-21 33.3%
 FT % 1st Half: 5-5 100.0% 2nd half: 18-23 78.3% Game: 23-28 82.1%

Deadball Rebounds 2

Georgia 77 • 15-12, 6-8

#	Player		Total		3-Ptr		Rebounds			PF	TP	A	TO	Blk	Stl	Min
			FG-FGA	FG-FGA	FT-FTA	Off	Def	Tot								
01	Maten, Yante	f	0-0	0-0	0-0	0	0	0	0	0	0	0	0	0	0	2
13	Wilridge, E'Torrior	f	1-2	0-0	0-0	0	2	2	3	2	2	4	1	0	0	32
3	Obgeide, Derek	f	2-3	0-0	0-1	0	11	11	5	4	2	2	1	0	0	30
30	Parker, Juwan	g	4-10	2-3	2-2	1	3	3	3	10	1	1	0	0	0	30
30	Frazier, J.J.	g	11-22	0-7	12-15	0	3	3	3	36	3	2	1	2	35	35
00	Jackson, William II		3-5	0-2	0-0	0	0	0	2	6	0	0	0	0	0	16
04	Crump, Tyree		0-1	0-1	0-0	0	0	0	0	0	0	0	0	0	0	3
05	Diatla, Pape		3-6	1-2	2-2	0	1	1	1	9	0	0	0	0	0	11
24	Kessler, Houston		0-0	0-0	0-0	0	0	0	3	0	0	0	0	0	0	6
25	Geno,Kenny Paul		0-0	0-0	0-0	0	0	0	0	0	0	0	0	0	0	1
32	Edwards, Mike		4-6	0-0	2-4	1	2	3	2	10	0	2	1	0	0	34
	Team					0	2	2								



2016-17 Kentucky Men's Basketball
Kentucky Combined Team Statistics (as of Feb 22, 2017)
All games



RECORD:	OVERALL	HOME	AWAY	NEUTRAL
ALL GAMES	23-5	13-2	6-3	4-0
CONFERENCE	13-2	7-0	6-2	0-0
NON-CONFERENCE	10-3	6-2	0-1	4-0

#	Player	gp-gs	min	avg	Total		3-Point		F-Throw		Rebounds				pf	dq	a	to	blk	stl	pts	avg
					fg-fga	fg%	3fg-fga	3fg%	ft-fa	ft%	off	def	tot	avg								
05	Monk, Malik	28-28	898	32.1	202-428	.472	85-208	.409	101-122	.828	9	60	69	2.5	52	0	65	57	12	33	590	21.1
00	Fox, De'Aaron	27-26	796	29.5	151-329	.459	9-52	.173	107-148	.723	13	101	114	4.2	66	2	144	62	5	41	418	15.5
13	Briscoe, Isaiah	26-26	795	30.6	129-272	.474	14-48	.292	78-117	.667	41	99	140	5.4	70	2	111	72	5	22	350	13.5
03	Adebayo, Edrice	28-28	793	28.3	125-206	.607	0-0	.000	114-181	.630	84	124	208	7.4	77	2	21	48	46	19	364	13.0
35	Willis, Derek	28-6	565	20.2	74-147	.503	33-86	.384	18-24	.750	31	100	131	4.7	44	0	22	21	21	18	199	7.1
32	Gabriel, Wenyen	28-22	571	20.4	59-129	.457	20-57	.351	27-45	.600	55	105	160	5.7	81	2	24	24	32	11	165	5.9
11	Mulder, Mychal	22-0	249	11.3	45-100	.450	30-74	.405	9-9	1.000	15	26	41	1.9	21	0	7	9	4	7	129	5.9
25	Hawkins, Dominique	28-3	494	17.6	32-88	.364	11-41	.268	29-35	.829	18	27	45	1.6	53	1	52	12	0	17	104	3.7
15	Humphries, Isaac	28-1	251	9.0	37-75	.493	0-0	.000	13-23	.565	45	46	91	3.3	53	1	8	13	18	6	87	3.1
01	Killea-Jones, Sacha	15-0	96	6.4	17-29	.586	0-0	.000	6-15	.400	12	19	31	2.1	19	0	2	7	10	1	40	2.7
14	Wynyard, Tai	15-0	54	3.6	5-6	.833	0-0	.000	1-3	.333	5	8	13	0.9	11	0	1	2	3	1	11	0.7
10	David, Jonny	7-0	11	1.6	1-2	.500	1-1	1.000	2-4	.500	0	0	0	0.0	0	0	0	3	0	0	5	0.7
20	Calipari, Brad	14-0	44	3.1	2-13	.154	2-12	.167	2-5	.400	1	2	3	0.2	3	0	1	2	1	0	8	0.6
30	Pulliam, Dillon	6-0	8	1.3	0-1	.000	0-0	.000	0-0	.000	0	1	1	0.2	0	0	1	1	0	0	0	0.0
Team											37	52	89		1		5					
Total.....		28	5625		879-1825	.482	205-579	.354	507-731	.694	366	770	1136	40.6	551	10	459	338	157	176	2470	88.2
Opponents.....		28	5625		732-1710	.428	169-550	.307	406-602	.674	290	693	983	35.1	658	-	309	425	87	136	2039	72.8

TEAM STATISTICS	UK	OPP
SCORING	2470	2039
Points per game	88.2	72.8
Scoring margin	+15.4	-
FIELD GOALS-ATT	879-1825	732-1710
Field goal pct	.482	.428
3 POINT FG-ATT	205-579	169-550
3-point FG pct	.354	.307
3-pt FG made per game	7.3	6.0
FREE THROWS-ATT	507-731	406-602
Free throw pct	.694	.674
F-Throws made per game	18.1	14.5
REBOUNDS	1136	983
Rebounds per game	40.6	35.1
Rebounding margin	+5.5	-
ASSISTS	459	309
Assists per game	16.4	11.0
TURNOVERS	338	425
Turnovers per game	12.1	15.2
Turnover margin	+3.1	-
Assist/turnover ratio	1.4	0.7
STEALS	176	136
Steals per game	6.3	4.9
BLOCKS	157	87
Blocks per game	5.6	3.1
ATTENDANCE	350383	170168
Home games-Avg/Game	15-23359	9-13594
Neutral site-Avg/Game	-	4-11956

Date	Opponent		Score	Att.
11/11/16	STEPHEN F. AUSTIN	w	87-64	22683
11/13/16	CANISIUS	w	93-69	22009
11/15/16	vs #13/13 Michigan State	w	69-48	19812
11/20/16	DUQUESNE	w	93-59	21327
11/23/16	CLEVELAND STATE	w	101-70	22441
11/25/16	UT MARTIN	w	111-76	23324
11/28/16	vs Arizona State	w	115-69	1200
12/3/16	#11/9 UCLA	L	92-97	23976
12/7/16	VALPO	w	87-63	21805
12/11/16	vs Hofstra	w	96-73	7514
12/17/16	vs #7/6 North Carolina	w	103-100	19298
12/21/16	at #10/11 Louisville	L	70-73	22783
12/29/16	at Ole Miss	w	99-76	9086
1/3/17	TEXAS A&M	w	100-58	23455
1/7/17	ARKANSAS	w	97-71	24322
1/10/17	at Vanderbilt	w	87-81	12707
1/14/17	AUBURN	w	92-72	24372
1/17/17	at Mississippi State	w	88-81	9768
1/21/17	#24/24 SOUTH CAROLINA	w	85-69	24389
1/24/17	at Tennessee	L	80-82	19349
1/28/17	#2/1 KANSAS	L	73-79	24418
1/31/17	GEORGIA	Wot	90-81	23814
2/4/17	at #24/23 Florida	L	66-88	11171
2/7/17	LSU	w	92-85	23657
2/11/17	at Alabama	w	67-58	15383
2/14/17	TENNESSEE	w	83-58	24391
2/18/17	at Georgia	w	82-77	10523
2/21/17	at Mizzou	w	72-62	11574

Score by Periods	1st	2nd	OT	Totals
Kentucky	1221	1235	14	2470
Opponents	940	1094	5	2039

- * = Conference game
- 1 = Champions Classic | Madison Square Garden (New York)
- 2 = Atlantis Showcase | Imperial Arena (Paradise Island, Bahamas)
- 3 = Brooklyn Hoops Winter Festival | Barclays Center (Brooklyn, N.Y.)
- 4 = CBS Sports Classic | T-Mobile Arena (Las Vegas)
- 5 = SEC/Big 12 Challenge



2016-17 Kentucky Men's Basketball
Kentucky Combined Team Statistics (as of Feb 22, 2017)
Conference games



RECORD:	OVERALL	HOME	AWAY	NEUTRAL
ALL GAMES	13-2	7-0	6-2	0-0
CONFERENCE	13-2	7-0	6-2	0-0
NON-CONFERENCE	0-0	0-0	0-0	0-0

#	Player	gp-gs	min	avg	Total		3-Point		F-Throw		Rebounds				pf	dq	a	to	blk	stl	pts	avg
					fg-fga	fg%	3fg-fga	3fg%	ft-fa	ft%	off	def	tot	avg								
05	Monk, Malik	15-15	512	34.1	100-219	.457	44-103	.427	71-86	.826	3	33	36	2.4	26	0	36	32	8	20	315	21.0
00	Fox, De'Aaron	14-13	387	27.6	78-163	.479	5-24	.208	51-71	.718	5	47	52	3.7	37	2	60	27	2	18	212	15.1
03	Adebayo, Edrice	15-15	449	29.9	69-105	.657	0-0	.000	66-99	.667	35	69	104	6.9	41	1	7	28	25	12	204	13.6
13	Briscoe, Isaiah	15-15	470	31.3	70-159	.440	8-28	.286	39-62	.629	30	66	96	6.4	41	2	70	48	2	10	187	12.5
35	Willis, Derek	15-1	311	20.7	38-79	.481	16-45	.356	7-10	.700	18	57	75	5.0	27	0	9	12	7	7	99	6.6
32	Gabriel, Wenyen	15-14	320	21.3	32-72	.444	17-38	.447	11-25	.440	25	62	87	5.8	46	2	9	11	21	4	92	6.1
11	Mulder, Mychal	12-0	129	10.8	17-39	.436	12-32	.375	7-7	1.000	4	14	18	1.5	12	0	3	6	0	4	53	4.4
25	Hawkins, Dominique	15-1	275	18.3	19-49	.388	6-22	.273	18-22	.818	7	12	19	1.3	33	1	19	9	0	10	62	4.1
15	Humphries, Isaac	15-1	112	7.5	18-34	.529	0-0	.000	8-12	.667	20	23	43	2.9	28	1	2	5	4	0	44	2.9
10	David, Jonny	2-0	2	1.0	1-1	1.000	1-1	1.000	2-2	1.000	0	0	0	0.0	0	0	0	0	0	0	5	2.5
01	Killea-Jones, Sacha	5-0	11	2.2	1-3	.333	0-0	.000	2-2	1.000	2	2	4	0.8	3	0	1	1	0	0	4	0.8
14	Wynyard, Tai	8-0	34	4.3	1-1	1.000	0-0	.000	1-2	.500	2	2	4	0.5	9	0	0	1	2	1	3	0.4
30	Pulliam, Dillon	2-0	2	1.0	0-0	.000	0-0	.000	0-0	.000	0	0	0	0.0	0	0	0	0	0	0	0	0.0
20	Calipari, Brad	5-0	11	2.2	0-1	.000	0-1	.000	0-0	.000	1	0	1	0.2	0	0	0	0	0	0	0	0.0
Team											21	29	50		1		3					
Total.....		15	3025		444-925	.480	109-294	.371	283-400	.708	173	416	589	39.3	304	9	216	183	71	86	1280	85.3
Opponents.....		15	3025		396-888	.446	87-269	.323	220-335	.657	129	375	504	33.6	357	-	162	206	49	68	1099	73.3

TEAM STATISTICS	UK	OPP
SCORING	1280	1099
Points per game	85.3	73.3
Scoring margin	+12.1	-
FIELD GOALS-ATT	444-925	396-888
Field goal pct	.480	.446
3 POINT FG-ATT	109-294	87-269
3-point FG pct	.371	.323
3-pt FG made per game	7.3	5.8
FREE THROWS-ATT	283-400	220-335
Free throw pct	.708	.657
F-Throws made per game	18.9	14.7
REBOUNDS	589	504
Rebounds per game	39.3	33.6
Rebounding margin	+5.7	-
ASSISTS	216	162
Assists per game	14.4	10.8
TURNOVERS	183	206
Turnovers per game	12.2	13.7
Turnover margin	+1.5	-
Assist/turnover ratio	1.2	0.8
STEALS	86	68
Steals per game	5.7	4.5
BLOCKS	71	49
Blocks per game	4.7	3.3
ATTENDANCE	168400	99561
Home games-Avg/Game	7-24057	8-12445
Neutral site-Avg/Game	-	0-0

Date	Opponent		Score	Att.
* 12/29/16	at Ole Miss	w	99-76	9086
* 1/3/17	TEXAS A&M	w	100-58	23455
* 1/7/17	ARKANSAS	w	97-71	24322
* 1/10/17	at Vanderbilt	w	87-81	12707
* 1/14/17	AUBURN	w	92-72	24372
* 1/17/17	at Mississippi State	w	88-81	9768
* 1/21/17	#24/24 SOUTH CAROLINA	w	85-69	24389
* 1/24/17	at Tennessee	L	80-82	19349
* 1/31/17	GEORGIA	Wot	90-81	23814
* 2/4/17	at #24/23 Florida	L	66-88	11171
* 2/7/17	LSU	w	92-85	23657
* 2/11/17	at Alabama	w	67-58	15383
* 2/14/17	TENNESSEE	w	83-58	24391
* 02/18/17	at Georgia	w	82-77	10523
* 2/21/17	at Mizzou	w	72-62	11574

* = Conference game

1 = Champions Classic | Madison Square Garden (New York)

2 = Atlantis Showcase | Imperial Arena (Paradise Island, Bahamas)

3 = Brooklyn Hoops Winter Festival | Barclays Center (Brooklyn, N.Y.)

4 = CBS Sports Classic | T-Mobile Arena (Las Vegas)

5 = SEC/Big 12 Challenge

Score by Periods	1st	2nd	OT	Totals
Kentucky	612	654	14	1280
Opponents	498	596	5	1099



2016-17 Kentucky Men's Basketball
Kentucky Overall Team Statistics (as of Feb 22, 2017)
All games



TEAM STATISTICS	UK	OPP
SCORING	2470	2039
Points per game	88.2	72.8
Scoring margin	+15.4	-
FIELD GOALS-ATT	879-1825	732-1710
Field goal pct	.482	.428
3 POINT FG-ATT	205-579	169-550
3-point FG pct	.354	.307
3-pt FG made per game	7.3	6.0
FREE THROWS-ATT	507-731	406-602
Free throw pct	.694	.674
F-Throws made per game	18.1	14.5
REBOUNDS	1136	983
Rebounds per game	40.6	35.1
Rebounding margin	+5.5	-
ASSISTS	459	309
Assists per game	16.4	11.0
TURNOVERS	338	425
Turnovers per game	12.1	15.2
Turnover margin	+3.1	-
Assist/turnover ratio	1.4	0.7
STEALS	176	136
Steals per game	6.3	4.9
BLOCKS	157	87
Blocks per game	5.6	3.1
WINNING STREAK	5	-
Home win streak	3	-
ATTENDANCE	350383	170168
Home games-Avg/Game	15-23359	9-13594
Neutral site-Avg/Game	-	4-11956

Score by Periods	1st	2nd	OT	Totals
Kentucky	1221	1235	14	2470
Opponents	940	1094	5	2039



2016-17 Kentucky Men's Basketball
Kentucky Category Leaders (as of Feb 22, 2017)
All games



Points	G	Pts	Pts/G
Monk, Malik	28	590	21.1
Fox, De'Aaron	27	418	15.5
Adebayo, Edrice	28	364	13.0
Briscoe, Isaiah	26	350	13.5
Willis, Derek	28	199	7.1
Gabriel, Wenyen	28	165	5.9
Mulder, Mychal	22	129	5.9
Hawkins, Dominique	28	104	3.7
Humphries, Isaac	28	87	3.1
Killeya-Jones, Sacha	15	40	2.7
Wynyard, Tai	15	11	0.7
Calipari, Brad	14	8	0.6

FG Percentage	FG	Att	Pct
Wynyard, Tai	5	6	.833
Adebayo, Edrice	125	206	.607
Killeya-Jones, Sacha	17	29	.586
Willis, Derek	74	147	.503
David, Jonny	1	2	.500
Humphries, Isaac	37	75	.493
Briscoe, Isaiah	129	272	.474
Monk, Malik	202	428	.472
Fox, De'Aaron	151	329	.459
Gabriel, Wenyen	59	129	.457
Mulder, Mychal	45	100	.450
Hawkins, Dominique	32	88	.364

3-Point Percentage	3FG	Att	Pct
David, Jonny	1	1	1.000
Monk, Malik	85	208	.409
Mulder, Mychal	30	74	.405
Willis, Derek	33	86	.384
Gabriel, Wenyen	20	57	.351
Briscoe, Isaiah	14	48	.292
Hawkins, Dominique	11	41	.268
Fox, De'Aaron	9	52	.173
Calipari, Brad	2	12	.167

Free Throw Percent	FG	Att	Pct
Mulder, Mychal	9	9	1.000
Hawkins, Dominique	29	35	.829
Monk, Malik	101	122	.828
Willis, Derek	18	24	.750
Fox, De'Aaron	107	148	.723
Briscoe, Isaiah	78	117	.667
Adebayo, Edrice	114	181	.630
Gabriel, Wenyen	27	45	.600
Humphries, Isaac	13	23	.565
David, Jonny	2	4	.500
Killeya-Jones, Sacha	6	15	.400
Calipari, Brad	2	5	.400

Scoring Average	G	Pts	Avg/G
Monk, Malik	28	590	21.1
Fox, De'Aaron	27	418	15.5
Briscoe, Isaiah	26	350	13.5
Adebayo, Edrice	28	364	13.0
Willis, Derek	28	199	7.1
Gabriel, Wenyen	28	165	5.9
Mulder, Mychal	22	129	5.9
Hawkins, Dominique	28	104	3.7
Humphries, Isaac	28	87	3.1
Killeya-Jones, Sacha	15	40	2.7
Wynyard, Tai	15	11	0.7
David, Jonny	7	5	0.7

Field Goal Attempts	G	Att	Att/G
Monk, Malik	28	428	15.3
Fox, De'Aaron	27	329	12.2
Briscoe, Isaiah	26	272	10.5
Adebayo, Edrice	28	206	7.4
Willis, Derek	28	147	5.3

Field Goals Made	G	Made	Made/G
Monk, Malik	28	202	7.2
Fox, De'Aaron	27	151	5.6
Briscoe, Isaiah	26	129	5.0
Adebayo, Edrice	28	125	4.5
Willis, Derek	28	74	2.6

3-Point FG Attempts	G	Att	Att/G
Monk, Malik	28	208	7.4
Willis, Derek	28	86	3.1
Mulder, Mychal	22	74	3.4
Gabriel, Wenyen	28	57	2.0
Fox, De'Aaron	27	52	1.9

3-Point FG Made	G	Made	Made/G
Monk, Malik	28	85	3.0
Willis, Derek	28	33	1.2
Mulder, Mychal	22	30	1.4
Gabriel, Wenyen	28	20	0.7
Briscoe, Isaiah	26	14	0.5

Free Throw Attempts	G	Att	Att/G
Adebayo, Edrice	28	181	6.5
Fox, De'Aaron	27	148	5.5
Monk, Malik	28	122	4.4
Briscoe, Isaiah	26	117	4.5
Gabriel, Wenyen	28	45	1.6

Free Throws Made	G	Made	Made/G
Adebayo, Edrice	28	114	4.1
Fox, De'Aaron	27	107	4.0
Monk, Malik	28	101	3.6
Briscoe, Isaiah	26	78	3.0
Hawkins, Dominique	28	29	1.0



2016-17 Kentucky Men's Basketball
Kentucky Category Leaders (as of Feb 22, 2017)
All games



Rebounds	G	Reb	Reb/G
Adebayo, Edrice	28	208	7.4
Gabriel, Wenyen	28	160	5.7
Briscoe, Isaiah	26	140	5.4
Willis, Derek	28	131	4.7
Fox, De'Aaron	27	114	4.2

Rebound Average	G	Reb	Avg/G
Adebayo, Edrice	28	208	7.4
Gabriel, Wenyen	28	160	5.7
Briscoe, Isaiah	26	140	5.4
Willis, Derek	28	131	4.7
Fox, De'Aaron	27	114	4.2

Offensive Rebounds	G	No.	Avg/G
Adebayo, Edrice	28	84	3.0
Gabriel, Wenyen	28	55	2.0
Humphries, Isaac	28	45	1.6
Briscoe, Isaiah	26	41	1.6
Willis, Derek	28	31	1.1

Defensive Rebounds	G	No.	Avg/G
Adebayo, Edrice	28	124	4.4
Gabriel, Wenyen	28	105	3.8
Fox, De'Aaron	27	101	3.7
Willis, Derek	28	100	3.6
Briscoe, Isaiah	26	99	3.8

Fouls	G	No.	Per/G
Gabriel, Wenyen	28	81	2.9
Adebayo, Edrice	28	77	2.8
Briscoe, Isaiah	26	70	2.7
Fox, De'Aaron	27	66	2.4
Humphries, Isaac	28	53	1.9
Hawkins, Dominique	28	53	1.9

Foulsouts	G	No.
Briscoe, Isaiah	26	2
Gabriel, Wenyen	28	2
Adebayo, Edrice	28	2
Fox, De'Aaron	27	2
Humphries, Isaac	28	1
Hawkins, Dominique	28	1

Assists	G	No.	Ast/G
Fox, De'Aaron	27	144	5.3
Briscoe, Isaiah	26	111	4.3
Monk, Malik	28	65	2.3
Hawkins, Dominique	28	52	1.9
Gabriel, Wenyen	28	24	0.9

Steals	G	No.	Stl/G
Fox, De'Aaron	27	41	1.5
Monk, Malik	28	33	1.2
Briscoe, Isaiah	26	22	0.8
Adebayo, Edrice	28	19	0.7
Willis, Derek	28	18	0.6

Blocked Shots	G	No.	Blk/G
Adebayo, Edrice	28	46	1.6
Gabriel, Wenyen	28	32	1.1
Willis, Derek	28	21	0.8
Humphries, Isaac	28	18	0.6
Monk, Malik	28	12	0.4

Minutes	G	No.	Min/G
Monk, Malik	28	898	32.1
Fox, De'Aaron	27	796	29.5
Briscoe, Isaiah	26	795	30.6
Adebayo, Edrice	28	793	28.3
Gabriel, Wenyen	28	571	20.4

Turnovers	G	No.	TO/G
Briscoe, Isaiah	26	72	2.8
Fox, De'Aaron	27	62	2.3
Monk, Malik	28	57	2.0
Adebayo, Edrice	28	48	1.7
Gabriel, Wenyen	28	24	0.9



2016-17 Kentucky Men's Basketball
Kentucky Overall/Conference Statistics (as of Feb 22, 2017)
All games



SUMMARY	Overall Statistics										Conference Statistics									
	gp-gs	min/g	fg%	3fg%	ft%	r/g	a/g	stl	blk	pts/g	gp-gs	min/g	fg%	3fg%	ft%	r/g	a/g	stl	blk	pts/g
Monk, Malik	28-28	32.1	.472	.409	.828	2.5	2.3	33	12	21.1	15-15	34.1	.457	.427	.826	2.4	2.4	20	8	21.0
Fox, De'Aaron	27-26	29.5	.459	.173	.723	4.2	5.3	41	5	15.5	14-13	27.6	.479	.208	.718	3.7	4.3	18	2	15.1
Briscoe, Isaiah	26-26	30.6	.474	.292	.667	5.4	4.3	22	5	13.5	15-15	31.3	.440	.286	.629	6.4	4.7	10	2	12.5
Adebayo, Edrice	28-28	28.3	.607	.000	.630	7.4	0.8	19	46	13.0	15-15	29.9	.657	.000	.667	6.9	0.5	12	25	13.6
Willis, Derek	28-6	20.2	.503	.384	.750	4.7	0.8	18	21	7.1	15-1	20.7	.481	.356	.700	5.0	0.6	7	7	6.6
Gabriel, Wenyen	28-22	20.4	.457	.351	.600	5.7	0.9	11	32	5.9	15-14	21.3	.444	.447	.440	5.8	0.6	4	21	6.1
Mulder, Mychal	22-0	11.3	.450	.405	1.000	1.9	0.3	7	4	5.9	12-0	10.8	.436	.375	1.000	1.5	0.3	4	0	4.4
Hawkins, Dominique	28-3	17.6	.364	.268	.829	1.6	1.9	17	0	3.7	15-1	18.3	.388	.273	.818	1.3	1.3	10	0	4.1
Humphries, Isaac	28-1	9.0	.493	.000	.565	3.3	0.3	6	18	3.1	15-1	7.5	.529	.000	.667	2.9	0.1	0	4	2.9
Killeya-Jones, Sacha	15-0	6.4	.586	.000	.400	2.1	0.1	1	10	2.7	5-0	2.2	.333	.000	1.000	0.8	0.2	0	0	0.8
Wynyard, Tai	15-0	3.6	.833	.000	.333	0.9	0.1	1	3	0.7	8-0	4.3	1.000	.000	.500	0.5	0.0	1	2	0.4
David, Jonny	7-0	1.6	.500	1.000	.500	0.0	0.0	0	0	0.7	2-0	1.0	1.000	1.000	1.000	0.0	0.0	0	0	2.5
Calipari, Brad	14-0	3.1	.154	.167	.400	0.2	0.1	0	1	0.6	5-0	2.2	.000	.000	.000	0.2	0.0	0	0	0.0
Pulliam, Dillon	6-0	1.3	.000	.000	.000	0.2	0.2	0	0	0.0	2-0	1.0	.000	.000	.000	0.0	0.0	0	0	0.0
Totals	28		.482	.354	.694	40.6	16.4	176	157	88.2	15		.480	.371	.708	39.3	14.4	86	71	85.3
Opponent	28		.428	.307	.674	35.1	11.0	136	87	72.8	15		.446	.323	.657	33.6	10.8	68	49	73.3

SCORING	Overall Statistics								Conference Statistics							
	fg-fga	fg%	3fg-fga	3fg%	ft-fta	ft%	pts	pts/g	fg-fga	fg%	3fg-fga	3fg%	ft-fta	ft%	pts	pts/g
Monk, Malik	202-428	.472	85-208	.409	101-122	.828	590	21.1	100-219	.457	44-103	.427	71-86	.826	315	21.0
Fox, De'Aaron	151-329	.459	9-52	.173	107-148	.723	418	15.5	78-163	.479	5-24	.208	51-71	.718	212	15.1
Briscoe, Isaiah	129-272	.474	14-48	.292	78-117	.667	350	13.5	70-159	.440	8-28	.286	39-62	.629	187	12.5
Adebayo, Edrice	125-206	.607	0-0	.000	114-181	.630	364	13.0	69-105	.657	0-0	.000	66-99	.667	204	13.6
Willis, Derek	74-147	.503	33-86	.384	18-24	.750	199	7.1	38-79	.481	16-45	.356	7-10	.700	99	6.6
Gabriel, Wenyen	59-129	.457	20-57	.351	27-45	.600	165	5.9	32-72	.444	17-38	.447	11-25	.440	92	6.1
Mulder, Mychal	45-100	.450	30-74	.405	9-9	1.000	129	5.9	17-39	.436	12-32	.375	7-7	1.000	53	4.4
Hawkins, Dominique	32-88	.364	11-41	.268	29-35	.829	104	3.7	19-49	.388	6-22	.273	18-22	.818	62	4.1
Humphries, Isaac	37-75	.493	0-0	.000	13-23	.565	87	3.1	18-34	.529	0-0	.000	8-12	.667	44	2.9
Killeya-Jones, Sacha	17-29	.586	0-0	.000	6-15	.400	40	2.7	1-3	.333	0-0	.000	2-2	1.000	4	0.8
Wynyard, Tai	5-6	.833	0-0	.000	1-3	.333	11	0.7	1-1	1.000	0-0	.000	1-2	.500	3	0.4
David, Jonny	1-2	.500	1-1	1.000	2-4	.500	5	0.7	1-1	1.000	1-1	1.000	2-2	1.000	5	2.5
Calipari, Brad	2-13	.154	2-12	.167	2-5	.400	8	0.6	0-1	.000	0-1	.000	0-0	.000	0	0.0
Pulliam, Dillon	0-1	.000	0-0	.000	0-0	.000	0	0.0	0-0	.000	0-0	.000	0-0	.000	0	0.0
Totals	879-1825	.482	205-579	.354	507-731	.694	2470	88.2	444-925	.480	109-294	.371	283-400	.708	1280	85.3
Opponent	732-1710	.428	169-550	.307	406-602	.674	2039	72.8	396-888	.446	87-269	.323	220-335	.657	1099	73.3

TOTALS	Overall Statistics										Conference Statistics									
	o-reb	d-reb	total	pf	fo	a	to	a/to	hi	pts	o-reb	d-reb	total	pf	fo	a	to	a/to	hi	pts
Monk, Malik	9	60	69	52	0	65	57	1.1	47		3	33	36	26	0	36	32	1.1	37	
Fox, De'Aaron	13	101	114	66	2	144	62	2.3	27		5	47	52	37	2	60	27	2.2	27	
Briscoe, Isaiah	41	99	140	70	2	111	72	1.5	23		30	66	96	41	2	70	48	1.5	23	
Adebayo, Edrice	84	124	208	77	2	21	48	0.4	25		35	69	104	41	1	7	28	0.3	25	
Willis, Derek	31	100	131	44	0	22	21	1.0	18		18	57	75	27	0	9	12	0.8	16	
Gabriel, Wenyen	55	105	160	81	2	24	24	1.0	23		25	62	87	46	2	9	11	0.8	23	
Mulder, Mychal	15	26	41	21	0	7	9	0.8	13		4	14	18	12	0	3	6	0.5	12	
Hawkins, Dominique	18	27	45	53	1	52	12	4.3	10		7	12	19	33	1	19	9	2.1	10	
Humphries, Isaac	45	46	91	53	1	8	13	0.6	9		20	23	43	28	1	2	5	0.4	8	
Killeya-Jones, Sacha	12	19	31	19	0	2	7	0.3	12		2	2	4	3	0	1	1	1.0	2	
Wynyard, Tai	5	8	13	11	0	1	2	0.5	4		2	2	4	9	0	0	1	0.0	2	
David, Jonny	0	0	0	0	0	0	3	0.0	5		0	0	0	0	0	0	0	0.0	5	
Calipari, Brad	1	2	3	3	0	1	2	0.5	3		1	0	1	0	0	0	0	0.0	0	
Pulliam, Dillon	0	1	1	0	0	1	1	1.0	0		0	0	0	0	0	0	0	0.0	0	
Totals	366	770	1136	551	10	459	338	1.4	115		173	416	589	304	9	216	183	1.2	100	
Opponent	290	693	983	658	-	309	425	0.7	100		129	375	504	357	-	162	206	0.8	88	



2016-17 Kentucky Men's Basketball
Kentucky Team Game-by-Game (as of Feb 22, 2017)
All games



TEAM STATISTICS

Opponent	Date	Score		Total		3-Pointers		Free throws		Rebounds										
				fg-fga	pct	3fg-fga	pct	ft-fia	pct	off	def	tot	avg	pf	a	t/o	blk	stl	pts	avg
STEPHEN F. AUSTIN	11/11/16	87-64	W	31-62	.500	5-18	.278	20-30	.667	11	17	28	28.0	19	21	13	8	12	87	87.0
CANISIUS	11/13/16	93-69	W	31-61	.508	4-16	.250	27-39	.692	15	24	39	33.5	19	10	10	7	4	93	90.0
vs #13/13 Michigan State	11/15/16	69-48	W	23-60	.383	7-21	.333	16-20	.800	9	31	40	35.7	16	17	14	8	8	69	83.0
DUQUESNE	11/20/16	93-59	W	35-76	.461	7-26	.269	16-21	.762	16	33	49	39.0	17	19	11	10	11	93	85.5
CLEVELAND STATE	11/23/16	101-70	W	38-73	.521	9-24	.375	16-26	.615	16	31	47	40.6	18	25	13	6	6	101	88.6
UT MARTIN	11/25/16	111-76	W	41-74	.554	7-22	.318	22-29	.759	19	29	48	41.8	18	24	12	5	7	111	92.3
vs Arizona State	11/28/16	115-69	W	44-84	.524	11-28	.393	16-22	.727	20	39	59	44.3	16	33	9	9	7	115	95.6
#11/9 UCLA	12/3/16	92-97	L	33-80	.413	8-24	.333	18-27	.667	19	19	38	43.5	22	16	9	6	8	92	95.1
VALPO	12/7/16	87-63	W	33-71	.465	7-23	.304	14-24	.583	21	27	48	44.0	18	15	17	9	7	87	94.2
vs Hofstra	12/11/16	96-73	W	37-72	.514	8-23	.348	14-21	.667	12	29	41	43.7	27	20	7	8	4	96	94.4
vs #7/6 North Carolina	12/17/16	103-100	W	40-74	.541	10-18	.556	13-21	.619	15	24	39	43.3	20	19	10	2	4	103	95.2
at #10/11 Louisville	12/21/16	70-73	L	23-58	.397	5-22	.227	19-29	.655	11	25	36	42.7	20	10	13	4	7	70	93.1
at Ole Miss	12/29/16	99-76	W	37-74	.500	8-18	.444	17-24	.708	11	31	42	42.6	17	24	8	8	9	99	93.5
TEXAS A&M	1/3/17	100-58	W	33-63	.524	13-25	.520	21-26	.808	13	17	30	41.7	16	16	9	3	10	100	94.0
ARKANSAS	1/7/17	97-71	W	32-60	.533	5-19	.263	28-40	.700	15	29	44	41.9	20	13	9	5	3	97	94.2
at Vanderbilt	1/10/17	87-81	W	34-67	.507	1-9	.111	18-24	.750	10	30	40	41.8	23	8	6	1	2	87	93.8
AUBURN	1/14/17	92-72	W	32-56	.571	11-19	.579	17-32	.531	12	28	40	41.6	18	19	13	6	3	92	93.6
at Mississippi State	1/17/17	88-81	W	33-65	.508	7-18	.389	15-24	.625	13	25	38	41.4	24	16	16	6	5	88	93.3
#24/24 SOUTH CAROLINA	1/21/17	85-69	W	28-48	.583	8-20	.400	21-28	.750	8	24	32	40.9	16	17	17	5	6	85	92.9
at Tennessee	1/24/17	80-82	L	25-60	.417	6-24	.250	24-31	.774	8	32	40	40.9	20	14	14	7	4	80	92.2
#2/1 KANSAS	1/28/17	73-79	L	26-55	.473	8-20	.400	13-22	.591	9	26	35	40.6	17	14	17	4	5	73	91.3
GEORGIA	1/31/17	90-81	Wot	27-64	.422	9-21	.429	27-36	.750	17	28	45	40.8	22	14	14	6	7	90	91.3
at #24/23 Florida	2/4/17	66-88	L	23-61	.377	6-18	.333	14-23	.609	6	23	29	40.3	24	7	13	3	7	66	90.2
LSU	2/7/17	92-85	W	31-63	.492	9-25	.360	21-26	.808	14	26	40	40.3	17	16	14	2	8	92	90.2
at Alabama	2/11/17	67-58	W	27-62	.435	3-14	.214	10-18	.556	12	29	41	40.3	27	12	12	6	7	67	89.3
TENNESSEE	2/14/17	83-58	W	32-69	.464	11-25	.440	8-12	.667	10	33	43	40.4	17	17	7	6	6	83	89.1
at Georgia	02/18/17	82-77	W	26-61	.426	7-21	.333	23-28	.821	14	27	41	40.4	21	13	14	2	7	82	88.8
at Mizzou	2/21/17	72-62	W	24-52	.462	5-18	.278	19-28	.679	10	34	44	40.6	22	10	17	5	2	72	88.2
Kentucky		2470		879-1825	.482	205-579	.354	507-731	.694	366	770	1136	40.6	551	459	338	157	176	2470	88.2
Opponents		2039		732-1710	.428	169-550	.307	406-602	.674	290	693	983	35.1	658	309	425	87	136	2039	72.8

Games played: 28
Points/game: 88.2
FG Pct: 48.2
3FG Pct: 35.4
FT Pct: 69.4

Rebounds/game: 40.6
Assists/game: 16.4
Turnovers/game: 12.1
Assist/turnover ratio: 1.4
Steals/game: 6.3
Blocks/game: 5.6



2016-17 Kentucky Men's Basketball
Kentucky Opponent Game-by-Game (as of Feb 22, 2017)
All games



OPPONENT STATISTICS

Opponent	Date	Score	W	Total		3-Pointers		Free throws		Rebounds											
				fg-fga	pct	3fg-fga	pct	ft-fia	pct	off	def	tot	avg	pf	a	t/o	blk	stl	pts	avg	
STEPHEN F. AUSTIN	11/11/16	87-64	W	23-52	.442	5-19	.263	13-19	.684	14	22	36	36.0	32	10	28	5	6	64	64.0	
CANISIUS	11/13/16	93-69	W	26-62	.419	4-21	.190	13-20	.650	14	22	36	36.0	30	11	18	1	8	69	66.5	
vs #13/13 Michigan State	11/15/16	69-48	W	20-61	.328	5-26	.192	3-9	.333	13	31	44	38.7	20	9	20	4	0	48	60.3	
DUQUESNE	11/20/16	93-59	W	17-56	.304	5-25	.200	20-22	.909	7	25	32	37.0	17	7	18	1	7	59	60.0	
CLEVELAND STATE	11/23/16	101-70	W	25-64	.391	6-27	.222	14-19	.737	11	25	36	36.8	27	7	19	1	5	70	62.0	
UT MARTIN	11/25/16	111-76	W	27-66	.409	9-27	.333	13-20	.650	11	15	26	35.0	25	15	17	2	8	76	64.3	
vs Arizona State	11/28/16	115-69	W	25-73	.342	8-26	.308	11-15	.733	11	22	33	34.7	21	15	13	4	4	69	65.0	
#11/9 UCLA	12/3/16	92-97	L	35-66	.530	10-23	.435	17-21	.810	11	30	41	35.5	24	18	18	6	4	97	69.0	
VALPO	12/7/16	87-63	W	23-67	.343	4-15	.267	13-19	.684	18	23	41	36.1	25	6	19	1	8	63	68.3	
vs Hofstra	12/11/16	96-73	W	22-65	.338	6-22	.273	23-37	.622	19	26	45	37.0	20	12	14	1	1	73	68.8	
vs #7/6 North Carolina	12/17/16	103-100	W	35-66	.530	9-17	.529	21-28	.750	10	25	35	36.8	22	18	9	5	4	100	71.6	
at #10/11 Louisville	12/21/16	70-73	L	26-60	.433	6-14	.429	15-20	.750	12	28	40	37.1	23	10	14	5	4	73	71.8	
at Ole Miss	12/29/16	99-76	W	27-72	.375	6-22	.273	16-17	.941	14	31	45	37.7	23	13	15	6	3	76	72.1	
TEXAS A&M	1/3/17	100-58	W	21-47	.447	6-13	.462	10-17	.588	9	19	28	37.0	23	12	25	7	2	58	71.1	
ARKANSAS	1/7/17	97-71	W	25-63	.397	4-16	.250	17-21	.810	9	20	29	36.5	31	11	8	3	3	71	71.1	
at Vanderbilt	1/10/17	87-81	W	25-58	.431	8-29	.276	23-32	.719	5	29	34	36.3	20	10	7	1	2	81	71.7	
AUBURN	1/14/17	92-72	W	29-62	.468	9-16	.563	5-15	.333	9	19	28	35.8	31	8	13	2	1	72	71.7	
at Mississippi State	1/17/17	88-81	W	32-59	.542	5-17	.294	12-22	.545	9	23	32	35.6	28	10	19	3	10	81	72.2	
#24/24 SOUTH CAROLINA	1/21/17	85-69	W	24-58	.414	5-20	.250	16-19	.842	11	16	27	35.2	26	11	13	1	7	69	72.1	
at Tennessee	1/24/17	80-82	L	30-64	.469	5-10	.500	17-27	.630	7	32	39	35.3	22	18	9	4	8	82	72.6	
#2/1 KANSAS	1/28/17	73-79	L	32-64	.500	5-19	.263	10-18	.556	10	24	34	35.3	15	9	12	2	9	79	72.9	
GEORGIA	1/31/17	90-81	Wot	30-61	.492	6-10	.600	15-24	.625	7	25	32	35.1	28	15	17	4	5	81	73.2	
at #24/23 Florida	2/4/17	66-88	L	30-62	.484	10-26	.385	18-29	.621	17	37	54	36.0	23	18	17	7	5	88	73.9	
LSU	2/7/17	92-85	W	32-64	.500	10-23	.435	11-15	.733	8	18	26	35.5	22	13	14	1	6	85	74.3	
at Alabama	2/11/17	67-58	W	23-51	.451	3-14	.214	9-26	.346	9	29	38	35.6	20	4	16	0	3	58	73.7	
TENNESSEE	2/14/17	83-58	W	18-52	.346	3-16	.188	19-24	.792	6	29	35	35.6	15	7	13	3	6	58	73.1	
at Georgia	02/18/17	82-77	W	28-55	.509	3-15	.200	18-24	.750	2	24	26	35.3	22	8	11	4	2	77	73.2	
at Mizzou	2/21/17	72-62	W	22-60	.367	4-22	.182	14-23	.609	7	24	31	35.1	23	4	9	3	5	62	72.8	
Opponents		2039		732-1710	.428	169-550	.307	406-602	.674	290	693	983	35.1	658	309	425	87	136	2039	72.8	
Kentucky		2470		879-1825	.482	205-579	.354	507-731	.694	366	770	1136	40.6	551	459	338	157	176	2470	88.2	

Games played: 28
Points/game: 72.8
FG Pct: 42.8
3FG Pct: 30.7
FT Pct: 67.4

Rebounds/game: 35.1
Assists/game: 11.0
Turnovers/game: 15.2
Assist/turnover ratio: 0.7
Steals/game: 4.9
Blocks/game: 3.1



2016-17 Kentucky Men's Basketball
Kentucky Points-Rebounds-Assists (as of Feb 22, 2017)
All games



Opponent	Date	Score	00 FOX,DE'AAR	01 KILLEA-JO	03 ADEBAYO,ED	05 MONK,MALIK	10 DAVID,JOHN	11 MULDER,MYC	13 BRISCOE,IS
STEPHEN F. AUSTIN	11/11/16	87-64	w	12-4-12	0-3-0	5-1-1	10-0-1	DNP	8-0-0
CANISIUS	11/13/16	93-69	w	21-4-3	3-4-0	14-11-2	16-4-2	0-0-0	3-0-0
vs #13/13 Michigan Stat	11/15/16	69-48	w	12-4-6	0-0-0	6-5-0	23-6-1	DNP	0-0-0
DUQUESNE	11/20/16	93-59	w	16-7-6	6-3-0	12-8-1	14-2-0	0-0-0	13-4-1
CLEVELAND STATE	11/23/16	101-70	w	16-4-11	5-2-0	14-7-2	23-3-4	0-0-0	13-2-0
UT MARTIN	11/25/16	111-76	w	16-6-5	12-4-0	15-12-0	26-2-7	0-0-0	12-2-1
vs Arizona State	11/28/16	115-69	w	14-11-10	4-6-1	12-9-2	23-3-4	0-0-0	6-3-0
#11/9 UCLA	12/3/16	92-97	L	20-2-9	DNP	18-13-0	24-3-0	DNP	DNP
VALPO	12/7/16	87-63	w	9-7-5	2-3-0	16-7-0	15-2-1	DNP	9-7-2
vs Hofstra	12/11/16	96-73	w	15-5-2	4-2-0	14-7-1	20-1-4	DNP	6-5-0
vs #7/6 North Carolina	12/17/16	103-100	w	24-4-10	0-0-0	13-7-1	47-0-2	DNP	DNP
at #10/11 Louisville	12/21/16	70-73	L	21-2-3	DNP	11-9-1	16-3-1	DNP	6-0-0
at Ole Miss	12/29/16	99-76	w	7-5-7	0-0-0	25-4-1	34-6-1	DNP	3-0-0
TEXAS A&M	1/3/17	100-58	w	15-5-6	2-2-0	10-3-1	26-1-0	5-0-0	5-2-0
ARKANSAS	1/7/17	97-71	w	27-6-6	2-2-1	11-7-1	12-1-3	0-0-0	6-1-0
at Vanderbilt	1/10/17	87-81	w	22-5-2	DNP	14-7-0	18-1-1	DNP	2-2-0
AUBURN	1/14/17	92-72	w	13-4-5	DNP	15-8-0	24-1-6	DNP	12-1-2
at Mississippi State	1/17/17	88-81	w	21-5-5	0-0-0	5-4-1	14-3-4	DNP	0-1-1
#24/24 SOUTH CAROLINA	1/21/17	85-69	w	6-1-1	0-0-0	18-3-1	27-3-1	DNP	DNP
at Tennessee	1/24/17	80-82	L	17-0-4	DNP	21-5-0	25-3-4	DNP	DNP
#2/1 KANSAS	1/28/17	73-79	L	10-2-2	DNP	10-8-3	18-4-2	DNP	DNP
GEORGIA	1/31/17	90-81	w	DNP	DNP	12-5-0	37-3-1	DNP	DNP
at #24/23 Florida	2/4/17	66-88	L	19-3-0	DNP	9-7-1	11-0-2	DNP	8-1-0
LSU	2/7/17	92-85	w	16-4-6	DNP	8-9-0	23-0-2	DNP	0-0-0
at Alabama	2/11/17	67-58	w	7-1-3	DNP	14-7-0	17-1-1	DNP	2-2-0
TENNESSEE	2/14/17	83-58	w	13-3-6	DNP	7-12-0	20-8-2	DNP	3-4-0
at Georgia	02/18/17	82-77	w	16-5-5	DNP	13-8-1	16-2-5	DNP	9-2-0
at Mizzou	2/21/17	72-62	w	13-5-4	DNP	22-15-0	11-3-3	DNP	3-2-0

Opponent	Date	Score	14 WYNYARD,TA	15 HUMPHRIES,	20 CALIPARI,B	25 HAWKINS,DO	30 PULLIAM,DI	32 GABRIEL,WE	35 WILLIS,DER
STEPHEN F. AUSTIN	11/11/16	87-64	w	0-0-0	9-8-1	0-0-0	1-0-3	DNP	10-2-0
CANISIUS	11/13/16	93-69	w	0-1-0	6-4-0	2-0-0	2-1-1	0-0-0	3-3-0
vs #13/13 Michigan Stat	11/15/16	69-48	w	0-2-0	0-5-1	0-0-0	3-2-2	DNP	4-6-2
DUQUESNE	11/20/16	93-59	w	2-0-0	2-3-0	0-1-0	2-3-4	0-1-1	8-6-0
CLEVELAND STATE	11/23/16	101-70	w	4-3-0	9-9-1	0-0-0	0-1-0	DNP	10-10-6
UT MARTIN	11/25/16	111-76	w	0-2-1	7-3-0	0-0-0	6-4-9	0-0-0	15-6-1
vs Arizona State	11/28/16	115-69	w	2-1-0	3-3-0	3-1-1	7-3-3	0-0-0	10-7-4
#11/9 UCLA	12/3/16	92-97	L	DNP	0-2-2	DNP	5-1-0	DNP	2-8-0
VALPO	12/7/16	87-63	w	DNP	2-3-0	3-0-0	6-3-4	DNP	3-6-1
vs Hofstra	12/11/16	96-73	w	DNP	3-3-1	0-0-0	5-1-3	DNP	2-4-1
vs #7/6 North Carolina	12/17/16	103-100	w	DNP	2-5-0	DNP	0-2-2	DNP	4-6-0
at #10/11 Louisville	12/21/16	70-73	L	DNP	0-0-0	DNP	0-1-1	DNP	2-7-0
at Ole Miss	12/29/16	99-76	w	0-0-0	2-3-0	0-0-0	0-0-1	DNP	2-3-2
TEXAS A&M	1/3/17	100-58	w	0-0-0	8-6-1	0-1-0	6-0-1	0-0-0	5-4-0
ARKANSAS	1/7/17	97-71	w	0-0-0	4-4-0	0-0-0	2-2-1	0-0-0	3-4-0
at Vanderbilt	1/10/17	87-81	w	DNP	2-7-0	DNP	0-0-0	DNP	4-5-0
AUBURN	1/14/17	92-72	w	DNP	4-1-0	DNP	6-1-1	DNP	6-16-0
at Mississippi State	1/17/17	88-81	w	1-1-0	4-2-0	DNP	5-2-0	DNP	13-8-2
#24/24 SOUTH CAROLINA	1/21/17	85-69	w	0-0-0	6-4-0	0-0-0	5-3-7	DNP	11-5-2
at Tennessee	1/24/17	80-82	L	DNP	0-0-0	DNP	0-1-0	DNP	2-9-1
#2/1 KANSAS	1/28/17	73-79	L	DNP	0-0-0	DNP	5-4-1	DNP	0-2-0
GEORGIA	1/31/17	90-81	w	0-2-0	4-7-0	DNP	4-1-1	DNP	7-6-0
at #24/23 Florida	2/4/17	66-88	L	2-1-0	0-1-1	DNP	4-0-0	DNP	5-5-0
LSU	2/7/17	92-85	w	0-0-0	2-4-0	DNP	4-4-2	DNP	23-8-2
at Alabama	2/11/17	67-58	w	DNP	4-2-0	DNP	5-0-3	DNP	2-6-0
TENNESSEE	2/14/17	83-58	w	DNP	2-2-0	0-0-0	10-4-2	DNP	0-2-0
at Georgia	02/18/17	82-77	w	DNP	0-0-0	DNP	9-0-0	DNP	3-1-0
at Mizzou	2/21/17	72-62	w	DNP	2-0-0	DNP	2-1-0	DNP	6-5-0



2016-17 Kentucky Men's Basketball
Kentucky Game-by-Game Highs (as of Feb 22, 2017)
All games



Opponent	Date	Score	Points	Rebounds	Assists	Steals	Blocked shots
STEPHEN F. AUSTIN	11/11/16	87-64	17-Briscoe, Isaiah	8-Humphries, Isaac	12-Fox, De'Aaron	3-Humphries, Isaac Fox, De'Aaron	3-Willis, Derek Humphries, Isaac
CANISIUS	11/13/16	93-69	21-Briscoe, Isaiah Fox, De'Aaron	11-Adebayo, Edrice	3-Fox, De'Aaron	2-Hawkins, Dominiqu	3-Adebayo, Edrice
vs #13/13 Michigan State	11/15/16	69-48	23-MONK,MALIK	6-MONK,MALIK Gabriel, Wenyen	6-FOX,DE'AARON	3-Gabriel, Wenyen	2-Willis, Derek ADEBAYO,EDRICE
DUQUESNE	11/20/16	93-59	16-Fox, De'Aaron	8-Adebayo, Edrice	6-Fox, De'Aaron	4-Briscoe, Isaiah	2-Adebayo, Edrice Killeya-Jones, Sach Willis, Derek
CLEVELAND STATE	11/23/16	101-70	23-Monk, Malik	10-Gabriel, Wenyen	11-Fox, De'Aaron	2-Monk, Malik Fox, De'Aaron	1-Willis, Derek Calipari, Brad Fox, De'Aaron Mulder, Mychal Gabriel, Wenyen Killeya-Jones, Sach
UT MARTIN	11/25/16	111-76	26-Monk, Malik	12-Adebayo, Edrice	9-Hawkins, Dominiqu	3-Fox, De'Aaron	2-Humphries, Isaac
vs Arizona State	11/28/16	115-69	23-Monk, Malik	11-Fox, De'Aaron	10-Fox, De'Aaron	3-Briscoe, Isaiah	3-Adebayo, Edrice
#11/9 UCLA	12/3/16	92-97	24-Monk, Malik	13-Adebayo, Edrice	9-Fox, De'Aaron	5-Monk, Malik	4-Adebayo, Edrice
VALPO	12/7/16	87-63	16-Adebayo, Edrice	7-Fox, De'Aaron Mulder, Mychal Adebayo, Edrice	5-Fox, De'Aaron	2-Briscoe, Isaiah Fox, De'Aaron	3-Gabriel, Wenyen
vs Hofstra	12/11/16	96-73	20-MONK, Malik	8-Willis, Derek	6-Briscoe, Isaiah	2-Willis, Derek	2-Humphries, Isaac KILLEYA-JONES, S ADEBAYO, Edrice
vs #7/6 North Carolina	12/17/16	103-100	47-Monk, Malik	7-Briscoe, Isaiah Adebayo, Edrice	10-Fox, De'Aaron	2-Fox, De'Aaron	1-Briscoe, Isaiah Gabriel, Wenyen
at #10/11 Louisville	12/21/16	70-73	21-Fox, De'Aaron	9-Willis, Derek Adebayo, Edrice	3-Briscoe, Isaiah Fox, De'Aaron	2-Fox, De'Aaron	2-Adebayo, Edrice Gabriel, Wenyen
at Ole Miss	12/29/16	99-76	34-Monk, Malik	10-Briscoe, Isaiah	11-Briscoe, Isaiah	3-Fox, De'Aaron Monk, Malik	3-Adebayo, Edrice
TEXAS A&M	1/3/17	100-58	26-Monk, Malik	6-Humphries, Isaac	7-Briscoe, Isaiah	3-Adebayo, Edrice	3-Adebayo, Edrice
ARKANSAS	1/7/17	97-71	27-Fox, De'Aaron	8-Briscoe, Isaiah	6-Fox, De'Aaron	1-Fox, De'Aaron Adebayo, Edrice Monk, Malik	2-Gabriel, Wenyen Willis, Derek
at Vanderbilt	1/10/17	87-81	23-Briscoe, Isaiah	7-Adebayo, Edrice Humphries, Isaac Briscoe, Isaiah	5-Briscoe, Isaiah	1-Monk, Malik Fox, De'Aaron	1-Gabriel, Wenyen
AUBURN	1/14/17	92-72	24-Monk, Malik	16-Gabriel, Wenyen	6-Monk, Malik	1-Gabriel, Wenyen Fox, De'Aaron Briscoe, Isaiah	3-Adebayo, Edrice
at Mississippi State	1/17/17	88-81	21-Fox, De'Aaron	8-Gabriel, Wenyen	5-Fox, De'Aaron	2-Briscoe, Isaiah	3-Gabriel, Wenyen
#24/24 SOUTH CAROLINA	1/21/17	85-69	27-Monk, Malik	7-Willis, Derek	7-Hawkins, Dominiqu	2-Adebayo, Edrice Monk, Malik	2-Humphries, Isaac
at Tennessee	1/24/17	80-82	25-Monk, Malik	14-Briscoe, Isaiah	5-Briscoe, Isaiah	2-Fox, De'Aaron	2-Adebayo, Edrice Gabriel, Wenyen Willis, Derek
#2/1 KANSAS	1/28/17	73-79	18-Monk, Malik Willis, Derek	8-Adebayo, Edrice Briscoe, Isaiah	6-Briscoe, Isaiah	2-Adebayo, Edrice Fox, De'Aaron	2-Willis, Derek
GEORGIA	1/31/17	90-81	37-Monk, Malik	11-Briscoe, Isaiah	8-Briscoe, Isaiah	3-Monk, Malik	3-Monk, Malik
at #24/23 Florida	2/4/17	66-88	19-Fox, De'Aaron	7-Adebayo, Edrice	3-Briscoe, Isaiah	4-Adebayo, Edrice	1-Adebayo, Edrice Gabriel, Wenyen Monk, Malik
LSU	2/7/17	92-85	23-Monk, Malik	9-Adebayo, Edrice	6-Fox, De'Aaron	3-Fox, De'Aaron	1-Adebayo, Edrice



2016-17 Kentucky Men's Basketball
Kentucky Game-by-Game Highs (as of Feb 22, 2017)
All games



Opponent	Date	Score	Points	Rebounds	Assists	Steals	Blocked shots
			Gabriel, Wenyen				Humphries, Isaac
at Alabama	2/11/17	67-58	17-Monk, Malik	11-Briscoe, Isaiah	4-Briscoe, Isaiah	2-Fox, De'Aaron Hawkins, Dominique Monk, Malik	3-Gabriel, Wenyen
TENNESSEE	2/14/17	83-58	20-Monk, Malik	12-Adebayo, Edrice	6-Briscoe, Isaiah Fox, De'Aaron	2-Fox, De'Aaron Willis, Derek Briscoe, Isaiah	2-Gabriel, Wenyen
at Georgia	02/18/17	82-77	16-Fox, De'Aaron Monk, Malik	12-Willis, Derek	5-Monk, Malik Fox, De'Aaron	3-Monk, Malik	2-Adebayo, Edrice
at Mizzou	2/21/17	72-62	22-Adebayo, Edrice	15-Adebayo, Edrice	4-Fox, De'Aaron	1-Hawkins, Dominiqu Mulder, Mychal	3-Adebayo, Edrice



2016-17 Kentucky Men's Basketball
Kentucky Team High/Low Analysis (as of Feb 22, 2017)
All games



Kentucky - TEAM GAME HIGHS

POINTS	115	vs Arizona State (11/28/16)
	111	UT MARTIN (11/25/16)
	103	vs #7/6 North Carolina (12/17/16)
	101	CLEVELAND STATE (11/23/16)
	100	TEXAS A&M (1/3/17)
FIELD GOALS MADE	44	vs Arizona State (11/28/16)
	41	UT MARTIN (11/25/16)
FIELD GOAL ATTEMPTS	84	vs Arizona State (11/28/16)
	80	#11/9 UCLA (12/3/16)
FIELD GOAL PERCENTAGE	.583 (28-48)	#24/24 SOUTH CAROLINA (1/21/17)
	.571 (32-56)	AUBURN (1/14/17)
3 PT FIELD GOALS MADE	13	TEXAS A&M (1/3/17)
	11	TENNESSEE (2/14/17)
	11	AUBURN (1/14/17)
	11	vs Arizona State (11/28/16)
3 PT FG ATTEMPTS	28	vs Arizona State (11/28/16)
	26	DUQUESNE (11/20/16)
3 PT FG PERCENTAGE	.579 (11-19)	AUBURN (1/14/17)
	.556 (10-18)	vs #7/6 North Carolina (12/17/16)
FREE THROWS MADE	28	ARKANSAS (1/7/17)
	27	GEORGIA (1/31/17)
	27	CANISIUS (11/13/16)
FREE THROW ATTEMPTS	40	ARKANSAS (1/7/17)
	39	CANISIUS (11/13/16)
FREE THROW PERCENTAGE	.821 (23-28)	at Georgia (02/18/17)
	.808 (21-26)	LSU (2/7/17)
	.808 (21-26)	TEXAS A&M (1/3/17)
REBOUNDS	59	vs Arizona State (11/28/16)
	49	DUQUESNE (11/20/16)
ASSISTS	33	vs Arizona State (11/28/16)
	25	CLEVELAND STATE (11/23/16)
STEALS	12	STEPHEN F. AUSTIN (11/11/16)
	11	DUQUESNE (11/20/16)
BLOCKED SHOTS	10	DUQUESNE (11/20/16)
	9	VALPO (12/7/16)
	9	vs Arizona State (11/28/16)
TURNOVERS	17	at Mizzou (2/21/17)
	17	#2/1 KANSAS (1/28/17)
	17	#24/24 SOUTH CAROLINA (1/21/17)
	17	VALPO (12/7/16)
FOULS	27	at Alabama (2/11/17)
	27	vs Hofstra (12/11/16)



2016-17 Kentucky Men's Basketball
Kentucky High/Low Analysis (as of Feb 22, 2017)
All games



Opponent - GAME HIGHS

POINTS	100		vs #7/6 North Carolina (12/17/16)
	97		#11/9 UCLA (12/3/16)
	88		at #24/23 Florida (2/4/17)
	85		LSU (2/7/17)
	82		at Tennessee (1/24/17)
FIELD GOALS MADE	35		vs #7/6 North Carolina (12/17/16)
	35		#11/9 UCLA (12/3/16)
FIELD GOAL ATTEMPTS	73		vs Arizona State (11/28/16)
	72		at Ole Miss (12/29/16)
FIELD GOAL PERCENTAGE	.542	(32-59)	at Mississippi State (1/17/17)
	.530	(35-66)	vs #7/6 North Carolina (12/17/16)
	.530	(35-66)	#11/9 UCLA (12/3/16)
3 PT FIELD GOALS MADE	10		LSU (2/7/17)
	10		at #24/23 Florida (2/4/17)
	10		#11/9 UCLA (12/3/16)
3 PT FG ATTEMPTS	29		at Vanderbilt (1/10/17)
	27		UT MARTIN (11/25/16)
	27		CLEVELAND STATE (11/23/16)
3 PT FG PERCENTAGE	.600	(6-10)	GEORGIA (1/31/17)
	.563	(9-16)	AUBURN (1/14/17)
FREE THROWS MADE	23		at Vanderbilt (1/10/17)
	23		vs Hofstra (12/11/16)
FREE THROW ATTEMPTS	37		vs Hofstra (12/11/16)
	32		at Vanderbilt (1/10/17)
FREE THROW PERCENTAGE	.941	(16-17)	at Ole Miss (12/29/16)
	.909	(20-22)	DUQUESNE (11/20/16)
REBOUNDS	54		at #24/23 Florida (2/4/17)
	45		at Ole Miss (12/29/16)
	45		vs Hofstra (12/11/16)
ASSISTS	18		at #24/23 Florida (2/4/17)
	18		at Tennessee (1/24/17)
	18		vs #7/6 North Carolina (12/17/16)
	18		#11/9 UCLA (12/3/16)
STEALS	10		at Mississippi State (1/17/17)
	9		#2/1 KANSAS (1/28/17)
BLOCKED SHOTS	7		at #24/23 Florida (2/4/17)
	7		TEXAS A&M (1/3/17)
TURNOVERS	28		STEPHEN F. AUSTIN (11/11/16)
	25		TEXAS A&M (1/3/17)
FOULS	32		STEPHEN F. AUSTIN (11/11/16)
	31		AUBURN (1/14/17)
	31		ARKANSAS (1/7/17)



2016-17 Kentucky Men's Basketball
Kentucky High/Low Analysis (as of Feb 22, 2017)
All games



Kentucky - GAME LOWS

POINTS	66		at #24/23 Florida (2/4/17)
	67		at Alabama (2/11/17)
	69		vs #13/13 Michigan State (11/15/16)
	70		at #10/11 Louisville (12/21/16)
	72		at Mizzou (2/21/17)
FIELD GOALS MADE	23		vs #13/13 Michigan State (11/15/16)
	23		at #10/11 Louisville (12/21/16)
	23		at #24/23 Florida (2/4/17)
FIELD GOAL ATTEMPTS	48		#24/24 SOUTH CAROLINA (1/21/17)
	52		at Mizzou (2/21/17)
FIELD GOAL PERCENTAGE	.377	(23-61)	at #24/23 Florida (2/4/17)
	.383	(23-60)	vs #13/13 Michigan State (11/15/16)
3 PT FIELD GOALS MADE	1		at Vanderbilt (1/10/17)
	3		at Alabama (2/11/17)
3 PT FG ATTEMPTS	9		at Vanderbilt (1/10/17)
	14		at Alabama (2/11/17)
3 PT FG PERCENTAGE	.111	(1-9)	at Vanderbilt (1/10/17)
	.214	(3-14)	at Alabama (2/11/17)
FREE THROWS MADE	8		TENNESSEE (2/14/17)
	10		at Alabama (2/11/17)
FREE THROW ATTEMPTS	12		TENNESSEE (2/14/17)
	18		at Alabama (2/11/17)
FREE THROW PERCENTAGE	.531	(17-32)	AUBURN (1/14/17)
	.556	(10-18)	at Alabama (2/11/17)
REBOUNDS	28		STEPHEN F. AUSTIN (11/11/16)
	29		at #24/23 Florida (2/4/17)
ASSISTS	7		at #24/23 Florida (2/4/17)
	8		at Vanderbilt (1/10/17)
STEALS	2		at Vanderbilt (1/10/17)
	2		at Mizzou (2/21/17)
BLOCKED SHOTS	1		at Vanderbilt (1/10/17)
	2		vs #7/6 North Carolina (12/17/16)
	2		LSU (2/7/17)
	2		at Georgia (02/18/17)
TURNOVERS	6		at Vanderbilt (1/10/17)
	7		vs Hofstra (12/11/16)
	7		TENNESSEE (2/14/17)
FOULS	16		vs #13/13 Michigan State (11/15/16)
	16		vs Arizona State (11/28/16)
	16		TEXAS A&M (1/3/17)
	16		#24/24 SOUTH CAROLINA (1/21/17)



2016-17 Kentucky Men's Basketball
Kentucky High/Low Analysis (as of Feb 22, 2017)
All games



Opponent - GAME LOWS

POINTS	48		vs #13/13 Michigan State (11/15/16)
	58		TEXAS A&M (1/3/17)
	58		at Alabama (2/11/17)
	58		TENNESSEE (2/14/17)
	59		DUQUESNE (11/20/16)
FIELD GOALS MADE	17		DUQUESNE (11/20/16)
	18		TENNESSEE (2/14/17)
FIELD GOAL ATTEMPTS	47		TEXAS A&M (1/3/17)
	51		at Alabama (2/11/17)
FIELD GOAL PERCENTAGE	.304	(17-56)	DUQUESNE (11/20/16)
	.328	(20-61)	vs #13/13 Michigan State (11/15/16)
3 PT FIELD GOALS MADE	3		at Alabama (2/11/17)
	3		TENNESSEE (2/14/17)
	3		at Georgia (02/18/17)
3 PT FG ATTEMPTS	10		at Tennessee (1/24/17)
	10		GEORGIA (1/31/17)
3 PT FG PERCENTAGE	.182	(4-22)	at Mizzou (2/21/17)
	.188	(3-16)	TENNESSEE (2/14/17)
FREE THROWS MADE	3		vs #13/13 Michigan State (11/15/16)
	5		AUBURN (1/14/17)
FREE THROW ATTEMPTS	9		vs #13/13 Michigan State (11/15/16)
	15		vs Arizona State (11/28/16)
	15		AUBURN (1/14/17)
	15		LSU (2/7/17)
FREE THROW PERCENTAGE	.333	(3-9)	vs #13/13 Michigan State (11/15/16)
	.333	(5-15)	AUBURN (1/14/17)
REBOUNDS	26		UT MARTIN (11/25/16)
	26		LSU (2/7/17)
	26		at Georgia (02/18/17)
ASSISTS	4		at Alabama (2/11/17)
	4		at Mizzou (2/21/17)
STEALS	0		vs #13/13 Michigan State (11/15/16)
	1		vs Hofstra (12/11/16)
	1		AUBURN (1/14/17)
BLOCKED SHOTS	0		at Alabama (2/11/17)
	1		CANISIUS (11/13/16)
	1		DUQUESNE (11/20/16)
	1		CLEVELAND STATE (11/23/16)
	1		VALPO (12/7/16)
	1		vs Hofstra (12/11/16)
	1		at Vanderbilt (1/10/17)
	1		#24/24 SOUTH CAROLINA (1/21/17)
	1		LSU (2/7/17)
TURNOVERS	7		at Vanderbilt (1/10/17)
	8		ARKANSAS (1/7/17)
FOULS	15		#2/1 KANSAS (1/28/17)
	15		TENNESSEE (2/14/17)



2016-17 Kentucky Men's Basketball
Kentucky Player High/Low Analysis (as of Feb 22, 2017)
All games



Kentucky - INDIVIDUAL GAME HIGHS

Points	47		Monk, Malik vs #7/6 North Carolina (12/17/16)
	37		Monk, Malik vs Georgia (1/31/17)
	34		Monk, Malik at Ole Miss (12/29/16)
	27		Monk, Malik vs #24/24 South Carolina (1/21/17)
	27		Fox, De'Aaron vs ARKANSAS (1/7/17)
Field Goals Made	18		Monk, Malik vs #7/6 North Carolina (12/17/16)
	12		Adebayo, Edrice at Ole Miss (12/29/16)
Field Goal Att.	28		Monk, Malik vs #7/6 North Carolina (12/17/16)
	21		Monk, Malik vs Georgia (1/31/17)
	21		Fox, De'Aaron vs #7/6 North Carolina (12/17/16)
FG Pct (min 5 made)	1.000	(5-5)	Gabriel, Wenyen at Mississippi State (1/17/17)
	.875	(7-8)	Adebayo, Edrice at Tennessee (1/24/17)
3-Point FG Made	8		Monk, Malik vs #7/6 North Carolina (12/17/16)
	7		Monk, Malik vs Georgia (1/31/17)
	7		MONK,MALIK vs #13/13 Michigan State (11/15/16)
3-Point FG Att.	13		Monk, Malik at Tennessee (1/24/17)
	12		Monk, Malik vs #7/6 North Carolina (12/17/16)
3-Pt FG Pct (min 2 made)	1.000	(3-3)	Gabriel, Wenyen at Mississippi State (1/17/17)
	1.000	(3-3)	Briscoe, Isaiah vs TEXAS A&M (1/3/17)
	1.000	(2-2)	Fox, De'Aaron at Tennessee (1/24/17)
	1.000	(2-2)	Briscoe, Isaiah vs Auburn (1/14/17)
	1.000	(2-2)	Briscoe, Isaiah vs Arizona State (11/28/16)
Free Throws Made	11		Briscoe, Isaiah vs Georgia (1/31/17)
	10		Adebayo, Edrice at Mizzou (2/21/17)
	10		Monk, Malik vs Georgia (1/31/17)
	10		Adebayo, Edrice vs #11/9 UCLA (12/3/16)
Free Throw Att.	15		Briscoe, Isaiah vs Georgia (1/31/17)
	13		Adebayo, Edrice at Mizzou (2/21/17)
	13		Adebayo, Edrice vs #11/9 UCLA (12/3/16)
	13		Adebayo, Edrice vs CANISIUS (11/13/16)
FT Pct (min 3 made)	1.000	(9-9)	Fox, De'Aaron vs CANISIUS (11/13/16)
	1.000	(7-7)	Fox, De'Aaron vs ARKANSAS (1/7/17)
	1.000	(6-6)	Briscoe, Isaiah at Ole Miss (12/29/16)
	1.000	(6-6)	Briscoe, Isaiah at #10/11 Louisville (12/21/16)
	1.000	(6-6)	Gabriel, Wenyen vs UT MARTIN (11/25/16)
	1.000	(6-6)	FOX,DE'AARON vs #13/13 Michigan State (11/15/16)
	1.000	(6-6)	Fox, De'Aaron vs STEPHEN F. AUSTIN (11/11/16)
	1.000	(5-5)	Mulder, Mychal vs Auburn (1/14/17)
	1.000	(5-5)	Monk, Malik vs TEXAS A&M (1/3/17)
	1.000	(5-5)	FOX, De'Aaron vs Hofstra (12/11/16)
	1.000	(5-5)	Briscoe, Isaiah vs #13/13 Michigan State (11/15/16)
	1.000	(4-4)	Adebayo, Edrice at Alabama (2/11/17)
	1.000	(4-4)	Hawkins, Dominique at #24/23 Florida (2/4/17)
	1.000	(4-4)	Briscoe, Isaiah at Mississippi State (1/17/17)
	1.000	(4-4)	Monk, Malik vs Auburn (1/14/17)
	1.000	(4-4)	Monk, Malik vs UT MARTIN (11/25/16)
	1.000	(4-4)	Hawkins, Dominique vs UT MARTIN (11/25/16)
	1.000	(4-4)	Adebayo, Edrice vs CLEVELAND STATE (11/23/16)
	1.000	(4-4)	Monk, Malik vs CANISIUS (11/13/16)
	1.000	(4-4)	Willis, Derek vs STEPHEN F. AUSTIN (11/11/16)
	1.000	(3-3)	Hawkins, Dominique vs #24/24 South Carolina (1/21/17)
	1.000	(3-3)	Monk, Malik at #10/11 Louisville (12/21/16)
Rebounds	16		Gabriel, Wenyen vs Auburn (1/14/17)

Assists	15	Adebayo, Edrice at Mizzou (2/21/17)
	12	Fox, De'Aaron vs STEPHEN F. AUSTIN (11/11/16)
	11	Briscoe, Isaiah at Ole Miss (12/29/16)
Steals	11	Fox, De'Aaron vs CLEVELAND STATE (11/23/16)
	5	Monk, Malik vs #11/9 UCLA (12/3/16)
	4	Adebayo, Edrice at #24/23 Florida (2/4/17)
Blocked Shots	4	Briscoe, Isaiah vs DUQUESNE (11/20/16)
	4	Adebayo, Edrice vs #11/9 UCLA (12/3/16)
	3	Adebayo, Edrice at Mizzou (2/21/17)
	3	Gabriel, Wenyen at Alabama (2/11/17)
	3	Monk, Malik vs Georgia (1/31/17)
	3	Gabriel, Wenyen at Mississippi State (1/17/17)
	3	Adebayo, Edrice vs Auburn (1/14/17)
	3	Adebayo, Edrice vs TEXAS A&M (1/3/17)
	3	Adebayo, Edrice at Ole Miss (12/29/16)
	3	Gabriel, Wenyen vs VALPO (12/7/16)
	3	Adebayo, Edrice vs Arizona State (11/28/16)
	3	Adebayo, Edrice vs CANISIUS (11/13/16)
	3	Humphries, Isaac vs STEPHEN F. AUSTIN (11/11/16)
	3	Willis, Derek vs STEPHEN F. AUSTIN (11/11/16)
Turnovers	7	Briscoe, Isaiah vs #24/24 South Carolina (1/21/17)
	6	Briscoe, Isaiah at Mizzou (2/21/17)
Fouls	6	Briscoe, Isaiah vs Georgia (1/31/17)
	5	Briscoe, Isaiah at Mizzou (2/21/17)
	5	Hawkins, Dominique at Georgia (02/18/17)
	5	Briscoe, Isaiah at Georgia (02/18/17)
	5	Fox, De'Aaron vs Tennessee (2/14/17)
	5	Adebayo, Edrice at Alabama (2/11/17)
	5	Gabriel, Wenyen vs LSU (2/7/17)
	5	Gabriel, Wenyen at #24/23 Florida (2/4/17)
	5	Humphries, Isaac at Mississippi State (1/17/17)
	5	Fox, De'Aaron vs Auburn (1/14/17)
	5	Adebayo, Edrice vs #7/6 North Carolina (12/17/16)
Minutes	45	Briscoe, Isaiah vs Georgia (1/31/17)
	44	Monk, Malik vs Georgia (1/31/17)
	39	Monk, Malik vs #2/1 Kansas (1/28/17)
	39	Briscoe, Isaiah at Vanderbilt (1/10/17)
	38	Monk, Malik at Mizzou (2/21/17)
	38	Fox, De'Aaron vs #2/1 Kansas (1/28/17)
	38	Briscoe, Isaiah vs #7/6 North Carolina (12/17/16)
	38	Monk, Malik vs #7/6 North Carolina (12/17/16)



2016-17 Kentucky Men's Basketball
Kentucky Opponent High/Low Analysis (as of Feb 22, 2017)
All games



OPPONENT INDIVIDUAL GAME HIGHS

Points	36	Frazier, J.J. at Georgia (02/18/17)
	34	Thornwell, Sindarius vs #24/24 South Carolina (1/21/17)
	34	Justin Jackson vs #7/6 North Carolina (12/17/16)
	31	Blakeney, Antonio vs LSU (2/7/17)
	28	Edwards, Rob vs CLEVELAND STATE (11/23/16)
Field Goals Made	12	Blakeney, Antonio vs LSU (2/7/17)
	12	Edwards, Rob vs CLEVELAND STATE (11/23/16)
Field Goal Att.	23	Thornwell, Sindarius vs #24/24 South Carolina (1/21/17)
	22	Frazier, J.J. at Georgia (02/18/17)
FG Pct (min 5 made)	1.000 (6-6)	Lucas, Landen vs #2/1 Kansas (1/28/17)
	.833 (5-6)	Blanton, Temarcus vs #24/24 South Carolina (1/21/17)
3-Point FG Made	4	PHILLIPS at Mizzou (2/21/17)
	4	Blakeney, Antonio vs LSU (2/7/17)
	4	Justin Jackson vs #7/6 North Carolina (12/17/16)
3-Point FG Att.	10	FISHER-DAVIS, Matthe at Vanderbilt (1/10/17)
	10	Robertson, Kassius vs CANISIUS (11/13/16)
3-Pt FG Pct (min 2 made)	1.000 (2-2)	Harris, Jordan vs Georgia (1/31/17)
	1.000 (2-2)	Blanton, Temarcus vs #24/24 South Carolina (1/21/17)
Free Throws Made	14	Thornwell, Sindarius vs #24/24 South Carolina (1/21/17)
	12	Frazier, J.J. at Georgia (02/18/17)
Free Throw Att.	15	Frazier, J.J. at Georgia (02/18/17)
	15	Thornwell, Sindarius vs #24/24 South Carolina (1/21/17)
	15	Justin Jackson vs #7/6 North Carolina (12/17/16)
FT Pct (min 3 made)	1.000 (8-8)	PHILLIPS at Mizzou (2/21/17)
	1.000 (6-6)	Saiz, Sebastian at Ole Miss (12/29/16)
	1.000 (6-6)	ADEL, Deng at #10/11 Louisville (12/21/16)
	1.000 (6-6)	Tony Bradley vs #7/6 North Carolina (12/17/16)
	1.000 (5-5)	Schofield, Admiral vs Tennessee (2/14/17)
	1.000 (5-5)	Kingsley, Moses vs ARKANSAS (1/7/17)
	1.000 (5-5)	Brooks, Rasheed at Ole Miss (12/29/16)
	1.000 (4-4)	Sampson, Brandon vs LSU (2/7/17)
	1.000 (4-4)	Barry, Canyon at #24/23 Florida (2/4/17)
	1.000 (4-4)	ROBERSON, Jeff at Vanderbilt (1/10/17)
	1.000 (4-4)	Thompson, Trey vs ARKANSAS (1/7/17)
	1.000 (4-4)	SPALDING, Ray at #10/11 Louisville (12/21/16)
	1.000 (4-4)	Peters, Alec vs VALPO (12/7/16)
	1.000 (4-4)	Welsh, Thomas vs #11/9 UCLA (12/3/16)
	1.000 (4-4)	Graham, Torian vs Arizona State (11/28/16)
	1.000 (4-4)	Fofana, Mike vs UT MARTIN (11/25/16)
	1.000 (4-4)	Mike, Isiaha vs DUQUESNE (11/20/16)
	1.000 (3-3)	KORNET, Luke at Vanderbilt (1/10/17)
Rebounds	13	Ogbeide, Derek vs Georgia (1/31/17)
	13	Saiz, Sebastian at Ole Miss (12/29/16)
	13	Leaf, TJ vs #11/9 UCLA (12/3/16)
Assists	9	Chiozza, Chris at #24/23 Florida (2/4/17)
	7	Joel Berry II vs #7/6 North Carolina (12/17/16)
	7	Ball, Lonzo vs #11/9 UCLA (12/3/16)
Steals	4	Q Weatherspoon at Mississippi State (1/17/17)
	3	Frazier, J.J. vs Georgia (1/31/17)
	3	Williams, Grant at Tennessee (1/24/17)
	3	Brooks, Rasheed at Ole Miss (12/29/16)
	3	Adekoya, Jubril vs VALPO (12/7/16)
	3	Mike, Isiaha vs DUQUESNE (11/20/16)

	3	Reese, Isaiah vs CANISIUS (11/13/16)
Blocked Shots	4	Williams, Grant at Tennessee (1/24/17)
	4	Williams, Robert vs TEXAS A&M (1/3/17)
Turnovers	9	BRIDGES,MILES vs #13/13 Michigan State (11/15/16)
	7	Hogg, DJ vs TEXAS A&M (1/3/17)
	7	Davis, Tyler vs TEXAS A&M (1/3/17)
	7	Charles, Ty vs STEPHEN F. AUSTIN (11/11/16)
Fouls	5	WOODS at Mizzou (2/21/17)
	5	NIKKO at Mizzou (2/21/17)
	5	Ogbeide, Derek at Georgia (02/18/17)
	5	Epps, Aaron vs LSU (2/7/17)
	5	Hayes, Kavarrius at #24/23 Florida (2/4/17)
	5	Frazier, J.J. vs Georgia (1/31/17)
	5	Parker, Juwan vs Georgia (1/31/17)
	5	Lucas, Landen vs #2/1 Kansas (1/28/17)
	5	Schnider Herard at Mississippi State (1/17/17)
	5	Xavian Stapleton at Mississippi State (1/17/17)
	5	Q Weatherspoon at Mississippi State (1/17/17)
	5	Wiley, Austin vs Auburn (1/14/17)
	5	Gilder, Admon vs TEXAS A&M (1/3/17)
	5	Joel Berry II vs #7/6 North Carolina (12/17/16)
	5	Kennedy Meeks vs #7/6 North Carolina (12/17/16)
	5	PEMBERTON, Eli vs Hofstra (12/11/16)
	5	Welsh, Thomas vs #11/9 UCLA (12/3/16)
	5	Anigbogu, Ike vs #11/9 UCLA (12/3/16)
	5	Tshisumpa, Jethro vs Arizona State (11/28/16)
	5	Clayborne, Evan vs CLEVELAND STATE (11/23/16)
	5	Sloan, Derek vs CLEVELAND STATE (11/23/16)
	5	Holyfield, TJ vs STEPHEN F. AUSTIN (11/11/16)
	5	Huntley, Josh vs STEPHEN F. AUSTIN (11/11/16)



2016-17 Kentucky Men's Basketball
Kentucky Team Game-by-Game Comparison (as of Feb 22, 2017)
All games



Opponent	1st	2nd	Score	Mar	Total FG	FG Pct	3-Pointers	3FG Pct	Free Throws	FT Pct	Rebounds	Assist	T/Over	Block	Steal	Fouls
STEPHEN F. AUSTIN	48/32	39/32	87-64	+23	31-62/23-52	.500/.442	5-18/5-19	.278/.263	20-30/13-19	.667/.684	28/36 (8)	21/10	13/28	8/5	12/6	19/32
CANISIUS	44/35	49/34	93-69	+24	31-61/26-62	.508/.419	4-16/4-21	.250/.190	27-39/13-20	.692/.650	39/36 +3	10/11	10/18	7/1	4/8	19/30
#13/13 Michigan State	34/26	35/22	69-48	+21	23-60/20-61	.383/.328	7-21/5-26	.333/.192	16-20/3-9	.800/.333	40/44 (4)	17/9	14/20	8/4	8/0	16/20
DUQUESNE	50/23	43/36	93-59	+34	35-76/17-56	.461/.304	7-26/5-25	.269/.200	16-21/20-22	.762/.909	49/32 +17	19/7	11/18	10/1	11/7	17/17
CLEVELAND STATE	56/35	45/35	101-70	+31	38-73/25-64	.521/.391	9-24/6-27	.375/.222	16-26/14-19	.615/.737	47/36 +11	25/7	13/19	6/1	6/5	18/27
UT MARTIN	53/38	58/38	111-76	+35	41-74/27-66	.554/.409	7-22/9-27	.318/.333	22-29/13-20	.759/.650	48/26 +22	24/15	12/17	5/2	7/8	18/25
Arizona State	58/30	57/39	115-69	+46	44-84/25-73	.524/.342	11-28/8-26	.393/.308	16-22/11-15	.727/.733	59/33 +26	33/15	9/13	9/4	7/4	16/21
#11/9 UCLA	45/49	47/48	92-97	(5)	33-80/35-66	.413/.530	8-24/10-23	.333/.435	18-27/17-21	.667/.810	38/41 (3)	16/18	9/18	6/6	8/4	22/24
VALPO	45/24	42/39	87-63	+24	33-71/23-67	.465/.343	7-23/4-15	.304/.267	14-24/13-19	.583/.684	48/41 +7	15/6	17/19	9/1	7/8	18/25
Hofstra	48/33	48/40	96-73	+23	37-72/22-65	.514/.338	8-23/6-22	.348/.273	14-21/23-37	.667/.622	41/45 (4)	20/12	7/14	8/1	4/1	27/20
#7/6 North Carolina	56/51	47/49	103-100	+3	40-74/35-66	.541/.530	10-18/9-17	.556/.529	13-21/21-28	.619/.750	39/35 +4	19/18	10/9	2/5	4/4	20/22
#10/11 Louisville	40/39	30/34	70-73	(3)	23-58/26-60	.397/.433	5-22/6-14	.227/.429	19-29/15-20	.655/.750	36/40 (4)	10/10	13/14	4/5	7/4	20/23
Ole Miss	60/39	39/37	99-76	+23	37-74/27-72	.500/.375	8-18/6-22	.444/.273	17-24/16-17	.708/.941	42/45 (3)	24/13	8/15	8/6	9/3	17/23
TEXAS A&M	50/27	50/31	100-58	+42	33-63/21-47	.524/.447	13-25/6-13	.520/.462	21-26/10-17	.808/.588	30/28 +2	16/12	9/25	3/7	10/2	16/23
ARKANSAS	41/38	56/33	97-71	+26	32-60/25-63	.533/.397	5-19/4-16	.263/.250	28-40/17-21	.700/.810	44/29 +15	13/11	9/8	5/3	3/3	20/31
Vanderbilt	45/41	42/40	87-81	+6	34-67/25-58	.507/.431	1-9/8-29	.111/.276	18-24/23-32	.750/.719	40/34 +6	8/10	6/7	1/1	2/2	23/20
AUBURN	51/39	41/33	92-72	+20	32-56/29-62	.571/.468	11-19/9-16	.579/.563	17-32/5-15	.531/.333	40/28 +12	19/8	13/13	6/2	3/1	18/31
Mississippi State	46/34	42/47	88-81	+7	33-65/32-59	.508/.542	7-18/5-17	.389/.294	15-24/12-22	.625/.545	38/32 +6	16/10	16/19	6/3	5/10	24/28
#24/24 SOUTH CAROLINA	47/38	38/31	85-69	+16	28-48/24-58	.583/.414	8-20/5-20	.400/.250	21-28/16-19	.750/.842	32/27 +5	17/11	17/13	5/1	6/7	16/26
Tennessee	34/39	46/43	80-82	(2)	25-60/30-64	.417/.469	6-24/5-10	.250/.500	24-31/17-27	.774/.630	40/39 +1	14/18	14/9	7/4	4/8	20/22
#2/1 KANSAS	32/27	41/52	73-79	(6)	26-55/32-64	.473/.500	8-20/5-19	.400/.263	13-22/10-18	.591/.556	35/34 +1	14/9	17/12	4/2	5/9	17/15
GEORGIA	29/29	47/47	90-81	+9	27-64/30-61	.422/.492	9-21/6-10	.429/.600	27-36/15-24	.750/.625	45/32 +13	14/15	14/17	6/4	7/5	22/28
#24/23 Florida	26/34	40/54	66-88	(22)	23-61/30-62	.377/.484	6-18/10-26	.333/.385	14-23/18-29	.609/.621	29/54 (25)	7/18	13/17	3/7	7/5	24/23
LSU	43/27	49/58	92-85	+7	31-63/32-64	.492/.500	9-25/10-23	.360/.435	21-26/11-15	.808/.733	40/26 +14	16/13	14/14	2/1	8/6	17/22
Alabama	29/20	38/38	67-58	+9	27-62/23-51	.435/.451	3-14/3-14	.214/.214	10-18/9-26	.556/.346	41/38 +3	12/4	12/16	6/0	7/3	27/20
TENNESSEE	47/32	36/26	83-58	+25	32-69/18-52	.464/.346	11-25/3-16	.440/.188	8-12/19-24	.667/.792	43/35 +8	17/7	7/13	6/3	6/6	17/15
Georgia	33/31	49/46	82-77	+5	26-61/28-55	.426/.509	7-21/3-15	.333/.200	23-28/18-24	.821/.750	41/26 +15	13/8	14/11	2/4	7/2	21/22
Mizzou	31/30	41/32	72-62	+10	24-52/22-60	.462/.367	5-18/4-22	.278/.182	19-28/14-23	.679/.609	44/31 +13	10/4	17/9	5/3	2/5	22/23

Note: Game totals are displayed in the format TEAM/OPPONENT for each category