

## SCHEDULE/RESULTS

### FEBRUARY

17	at North Carolina	3 p.m.
18	at North Carolina	2 p.m.
19	at North Carolina	1 p.m.
22	at Liberty	3 p.m.
24	vs. Saint Joseph's <sup>^</sup>	Noon
25	at Old Dominion <sup>^</sup>	4 p.m.
26	vs. Delaware <sup>^</sup>	11 a.m.
28	EASTERN KENTUCKY	4 p.m.

### MARCH

1	WESTERN KENTUCKY	4 p.m.
3	UC-SANTA BARBARA	4 p.m.
4	UC-SANTA BARBARA	1 p.m.
5	UC-SANTA BARBARA	Noon
7	WRIGHT STATE	4 p.m.
8	at Cincinnati	4 p.m.
10	MIAMI (OHIO)	4 p.m.
11	MIAMI (OHIO)	1 p.m.
12	MIAMI (OHIO)	1 p.m.
14	MURRAY STATE [SECN]	7 p.m.
17	at Texas A&M* [SECN]	7 p.m.
18	at Texas A&M*	3 p.m.
19	at Texas A&M*	2 p.m.
21	at Western Kentucky	7 p.m.
23	OLE MISS* [SECN]	7 p.m.
24	OLE MISS*	6:30 p.m.
25	OLE MISS* [SECN]	Noon
28	CINCINNATI	6:30 p.m.
31	VANDERBILT*	6:30 p.m.

### APRIL

1	VANDERBILT*	2 p.m.
2	VANDERBILT*	1 p.m.
4	at Louisville	6 p.m.
7	at Mississippi State*	7 p.m.
8	at Mississippi State*	7 p.m.
9	at Mississippi State*	2 p.m.
12	UT MARTIN	6:30 p.m.
14	at Missouri*	7:30 p.m.
15	at Missouri* [SECN]	8 p.m.
16	at Missouri* [SECN]	1 p.m.
18	LOUISVILLE [SECN]	7 p.m.
21	LSU*	6:30 p.m.
22	LSU*	6:30 p.m.
23	LSU*	1 p.m.
26	XAVIER [SECN]	7 p.m.
28	at South Carolina*	7 p.m.
29	at South Carolina*	4 p.m.
30	at South Carolina*	1:30 p.m.

### MAY

5	GEORGIA*	6:30 p.m.
6	GEORGIA*	6:30 p.m.
7	GEORGIA*	1 p.m.
9	INDIANA [SECN]	7 p.m.
12	TENNESSEE*	6:30 p.m.
13	TENNESSEE*	2 p.m.
14	TENNESSEE*	1 p.m.
16	NORTHERN KENTUCKY	6:30 p.m.
18	at Florida*	6:30 p.m.
19	at Florida*	6:30 p.m.
20	at Florida*	1 p.m.
23-28	SEC Tournament	TBD

<sup>^</sup>Old Dominion Tournament (Norfolk, Va.)

\* SEC game

+all times Eastern and subject to change

#all home games on SECN+ unless noted

# 2017 KENTUCKY BASEBALL

 @UKBaseball /  @kentuckybaseball /  /UKBaseball

## KENTUCKY OPENS MINGIONE ERA ON TOBACCO ROAD

New Kentucky head coach Nick Mingione will kick off his tenure in Lexington with a challenging three-game road series against perennial national power North Carolina beginning with Friday night's season opener where the Wildcats will face preseason All-American pitcher J.B. Bukauskas at Boshamer Stadium.

Led by its own preseason All-American Evan White, the Wildcats are seeking a return to the NCAA Tournament for the first time since the 2014 after narrowly missing the field each of the past two seasons. White, who was a teammate of Bukauskas last summer on the USA Baseball Collegiate National Team, is considered college baseball's premier defensive first baseman and is one of the UK program's most accomplished hitters. He's flanked by a deep and experienced lineup that features eight returning starters, including infielder Riley Mahan, who caught scouts' attention with his hitting stroke in the prestigious Cape Cod League last summer, and outfielders Zach Reks (Sr., .331 in 2016) and Tristan Pompey (So., 16 extra-base hits).

The Cats' pitching staff will have a new look while replacing all 42 weekend starts from last season, 22 victories and nearly 65 percent of the total innings pitched. Towering right-handers Sean Hjelle (6-foot-11) and Justin Lewis (6-foot-7) were both Freshman All-Americans last season as relievers and will move into starting roles, while junior lefty Zach Logue is coming off an impressive summer and will slot alongside them. Senior Logan Salow and hard-throwing junior Zach Pop are expected to nail down the late innings for the Cats.



### AT THE BALLPARK

February 17 • 3 p.m.  
February 18 • 2 p.m.  
February 19 • 1 p.m.



### Kentucky Wildcats

**Record:** 0-0  
**Ranking:** NR  
**Last Game:** N/A  
**Coach:** Nick Mingione (Embry-Riddle, 2000)  
**Overall Record:** 0-0 (.000) - 1st year  
**at UK:** 0-0 (.000) - 1st year

### North Carolina Tar Heels

**Record:** 0-0  
**Ranking:** #17 Baseball America; #13 Coaches  
**Last Game:** N/A  
**Coach:** Mike Fox (North Carolina, 1978)  
**Overall Record:** 1,336-487-5 (.733) - 34th year  
**at UNC:** 796-346-1 (.646) - 19th year

**Date/Time:** Feb. 17 (3 p.m.); Feb. 18 (2 p.m.); Feb. 19 (1 p.m.)  
**Location (Facility):** Chapel Hill, N.C. (Boshamer Stadium)  
**Radio:** UK Radio Network; 98.5 FM-Lexington (Dick Gabriel); ukathletics.com  
**Telecast:** WatchESPN

### PROJECTED WEEKEND PITCHING MATCH-UPS

FRIDAY		W-L	ERA	G/GS	IP	H	R	ER	BB	SO
UK - Sean Hjelle (RHP, So.)		4-1	3.74	21/0	21.2	25	11	9	11	29
UNC - J.B. Bukauskas (RHP, Jr.)		7-2	3.10	13/13	78.1	68	32	27	29	111
SATURDAY		W-L	ERA	G/GS	IP	H	R	ER	BB	SO
UK - Zach Logue (LHP, Jr.)		3-2	2.68	17/9	50.1	48	20	15	14	38
UNC - Jason Morgan (RHP, Jr.)		3-3	4.10	15/15	63.2	56	34	29	32	47
SUNDAY		W-L	ERA	G/GS	IP	H	R	ER	BB	SO
UK - Justin Lewis (RHP, R-So.)		2-0	2.08	21/0	30.1	25	7	7	10	25
UNC - Luca Dalatri (RHP, Fr.)		N/A								

## University of Kentucky

**Location:** Lexington, Ky.  
**Founded:** 1865  
**Enrollment:** 30,000  
**Nickname:** Wildcats  
**Colors:** Blue (PMS 286) and White  
**Conference:** Southeastern (Eastern Division)  
**President:** Dr. Eli Capilouto (Alabama, 1971)  
**Faculty Representative:** Joseph L. Fink  
 (Philadelphia College of Pharmacy and Science, 1970)

## Coaching Staff

**Head Coach:** Nick Mingione (Embry-Riddle, 2000)  
**Career Record:** 0-0 (First season)  
**Record at UK:** 0-0 (First season)  
**Best Time to Call:** Contact SID  
**Assistant Coach:** Jim Belanger (Louisville, 2009)  
**Assistant Coach:** Roland Fanning (Southeastern Oklahoma State, 2005)  
**Volunteer Assistant Coach:** Todd Guiliams (Eastern Kentucky, 1988)  
**Director of Operations:** Jack Hoehl (Auburn, 2012)

## 2016 Review

**Overall Record:** 32-25  
**Home:** 22-10  
**Away:** 7-12  
**Neutral:** 3-3  
**Conference Record:** 15-15  
**Home:** 9-6  
**Away:** 6-9  
**Conference Finish:** Fourth in SEC East

## 2017 Outlook

**Lettermen Returning/Lost Starters Returning:**  
 8 (8 positional, 0 pitchers)  
**Starters Lost:** 5 (2 positional, 3 pitchers)  
**Newcomers:** 14

## Facility

**Stadium:** Cliff Hagan Stadium at Shively Field  
**First Year:** 1969  
**Last Renovated:** 2007  
**Capacity:** 3,000  
**Dimensions:** 340-365-390-350-310

## Support Staff

Jared Brussel, Student Manager  
 John Burns, Student Manager  
 Phil DePase, Video Coordinator  
 Ryan DeVriendt, Strength & Conditioning Coach  
 Dick Gabriel, UK Radio & TV  
 Charlie Haunert, Student Manager  
 Angel Lazu, Graduate Athletic Trainer  
 Sean Mann, Student Manager  
 Mike Missen, Grad Assistant Strength Coach  
 Brian Moriarty, Student Manager  
 Neil Price, Voice of UK Baseball  
 Cameron Pomerleau, Student Athletic Trainer  
 Michael Stone, Director of Academic Services  
 Micheal Thomas, Graduate Assistant Coach  
 Bryan Wells, Athletic Trainer  
 Reece Wallace, Athletic Equipment Coordinator

## MEDIA INFORMATION

### CREDENTIALS

All media credential requests should be submitted at least 24 hours prior to home games. Credentials can be picked up the day of a game at the ticket window at Cliff Hagan Stadium. Requests should be made through the Media Relations Office by contacting Matt May or Grant Gearheart.

### PRESS BOX

The Cliff Hagan Stadium Press Box sits above the grandstand behind home plate. The press box phone number is (859) 257-9011.

### MEDIA SERVICES

During games, media will be provided with a media guide as well as notes and updated statistics. Final box scores will be available shortly following each game. For FAX service, please contact a member of the Kentucky Media Relations Office for assistance. Phones will be made available on a first-come, first-serve basis in the Press Box.

### POST-GAME INTERVIEWS

Interviews with players and coaches are done in an informal manner on the field following each game. For assistance in locating any member of the Kentucky team, find Matt May or Grant Gearheart for help. For assistance with opposing players and coaches, please see the opposing SID.

### PRACTICE/INTERVIEWS

Head coach Nick Mingione is available for interviews weekday mornings as well as immediately after practice. His office is located underneath the West stands of Commonwealth Stadium.

Team practices take place each weekday afternoon at Cliff Hagan Stadium. All practices are subject to change based on class schedules of the players and travel as well as game schedules. All practices are open to the media. Interviews with coaches and/or players are after practice and phone interviews may be arranged. Advance notice is requested for all interviews. Please arrange all interviews through the Kentucky Media Relations Office and baseball contact Matt May.

### PHOTOGRAPHS

Photographs are made available to the media for publication use. To obtain photos of any Wildcat player, please contact Matt May or Grant Gearheart in the Kentucky Media Relations Office. Photos are also available for media members on the SEC website at [www.secsports.com/media](http://www.secsports.com/media).

### ON THE WEB

Updated results, statistics and game notes are available 24 hours a day on the official website of Kentucky athletics, [www.UKathletics.com](http://www.UKathletics.com).



**Matt May**  
 Kentucky (2000)

**Media Relations Contact:** .....Matt May  
**Secondary MR Contact:** ..... Grant Gearheart  
**Media Relations Office:** ..... 257-3838 (May ext. 8504)  
**Media Relations Fax:** ..... 323-4310  
**Baseball Office:** ..... 257-8052  
**Baseball Fax:** ..... 323-4754  
**Baseball Press Box:** ..... 257-9011  
**May Cell:** ..... 859-806-7463  
**May E-Mail:** ..... [matt.may@uky.edu](mailto:matt.may@uky.edu)  
**May Twitter:** ..... @MattMayKY  
**Secondary Contact E-mail:** ..... [grant.gearheart@uky.edu](mailto:grant.gearheart@uky.edu)  
**Secondary Contact Cell:** ..... 859-638-7068  
**UK Website:** ..... [www.UKathletics.com](http://www.UKathletics.com)  
**UK Twitter:** ..... @UKBaseball  
**UK Instagram:** ..... @kentuckybaseball  
**UK Facebook:** ..... @UKBaseball

## 2017 ROSTER

### NUMERICAL ROSTER

No.	Name	Pos.	B/T	Ht.	Wt.	Cl.	Hometown/Previous School
1	J.P. Bitzenhofer	C	R/R	6-1	200	FR	West Chester, Ohio/St. Xavier HS
2	Riley Mahan	IF	L/R	6-2	195	JR	Cincinnati, Ohio/Moeller HS
3	Tyler Marshall	IF	L/R	6-1	200	R-JR	Louisville, Ky./Trinity HS
4	Zeke Lewis	IF	S/R	5-9	160	R-FR	Atlanta, Ga./Mays HS
5	T.J. Collett	C	L/R	6-1	235	FR	Terre Haute, Ind./Terre Haute North Vigo HS
6	Tristan Pompey	OF	S/R	6-4	200	SO	Toronto, Canada/Jean Vanier Catholic HS
7	Connor Heady	IF	R/R	6-0	175	SR	Prospect, Ky./North Oldham HS
8	Storm Wilson	OF	L/R	5-11	190	R-SR	Science Hill, Ky./Somerset HS
9	Josh Smith	LHP	L/L	6-5	230	SO	Saline, Mich./Saline HS
10	Luke Becker	IF	S/R	5-11	195	JR	Fairmont, Minn./Fairmont HS/Northern Iowa CC
12	Alec Maley	RHP	R/R	6-1	185	JR	Round Rock, Texas/Howard College
13	Kole Cottam	C	R/R	6-3	230	SO	Knoxville, Tenn./Knoxville Catholic HS
14	Zack Thompson	LHP	L/L	6-2	220	FR	Selma, Ind./Wapahani HS
15	Marcus Carson	OF	L/L	5-8	175	SR	London, Ky./North Laurel HS
16	Troy Squires	IF/C	L/R	5-11	195	R-JR	Elizabethtown, Ky./Central Hardin HS
17	Jake Hamilton	LHP	R/L	5-10	190	R-SO	Raccoon, Ky./Pikeville HS
19	Evan White	1B/OF	R/L	6-3	205	JR	Gahanna, Ohio/Gahanna Lincoln HS
20	Joey Bellini	IF	R/R	6-3	180	FR	Winter Park, Fla./Edgewater HS
21	Justin Lewis	RHP	R/R	6-7	195	R-SO	Suwanee, Ga./Greater Atlanta Christian Academy
22	Austin Keen	RHP	R/R	6-0	175	R-FR	Smithton, Ill./Althoff Catholic HS
23	Brayden Combs	IF	L/R	6-5	240	FR	Fort Mitchell, Ky./Beechwood HS
24	Brett Marshall	RHP	R/R	6-3	225	FR	Louisville, Ky./Trinity HS
25	Gunnar McNeill	1B/RHP	R/R	6-2	230	SR	Orlando, Fla./West Orange HS/Florida International/Chipola
26	Luke Heyer	IF	R/R	6-0	195	JR	Lithia, Fla./College of Central Florida
28	Logan Salow	LHP	L/L	6-1	185	SR	Ashland, Ky./Paul G. Blazer HS
30	Sean Hjelle	RHP	R/R	6-11	215	SO	White Bear Lake, Minn./Mahtomedi HS
33	Chris Machamer	RHP	R/R	6-2	200	FR	North Canton, Ohio/Massillon HS
34	Carson Coleman	RHP	R/R	6-2	180	FR	Lexington, Ky./Lexington Catholic HS
35	Alex Bibb	OF	R/R	6-3	215	FR	Elizabethtown, Ky./Central Hardin HS
39	Zach Logue	LHP	L/L	6-0	185	JR	Mason, Ohio/Moeller HS
40	Zach Reks	OF	L/R	6-2	190	SR	Orland, Ill./Carl Sandburg HS/Air Force Academy
42	Brad Schaezner	LHP	R/L	6-2	205	JR	Oxford, Mich./Lake Orion Community HS
44	Colton Cleary	LHP	L/L	5-11	185	SR	Nicholasville, Ky./University of Cincinnati
45	Mark Doerries	RHP	R/R	6-3	225	R-SO	The Woodlands, Texas/McLennan CC
49	Jared Freilich	RHP	R/R	6-6	220	FR	Worcester, Mass./The Williston Northampton School
50	Marshall Gei	IF/C	S/R	6-0	185	R-SO	Mount Juliet, Tenn./Mount Juliet HS
52	Zach Pop	RHP	R/R	6-4	220	JR	Brampton, Canada/Notre Dame Catholic HS

### ALPHABETICAL

10	Luke Becker	IF
20	Joey Bellini	IF
35	Alex Bibb	OF
1	J.P. Bitzenhofer	C
15	Marcus Carson	OF
44	Colton Cleary	LHP
34	Carson Coleman	RHP
5	T.J. Collett	C
23	Brayden Combs	IF
26	Kole Cottam	C
45	Mark Doerries	RHP
49	Jared Freilich	RHP
50	Marshall Gei	IF/C
17	Jake Hamilton	LHP
7	Connor Heady	IF
26	Luke Heyer	IF
30	Sean Hjelle	RHP
22	Austin Keen	RHP
21	Justin Lewis	RHP
4	Zeke Lewis	IF
39	Zach Logue	LHP
33	Chris Machamer	RHP
12	Alec Maley	RHP
2	Riley Mahan	IF
24	Brett Marshall	RHP
3	Tyler Marshall	IF
25	Gunnar McNeill	1B/RHP
6	Tristan Pompey	OF
52	Zach Pop	RHP
40	Zach Reks	OF
28	Logan Salow	LHP
42	Brad Schaezner	LHP
9	Josh Smith	LHP
16	Troy Squires	IF/C
14	Zack Thompson	LHP
19	Evan White	1B/OF
8	Storm Wilson	OF

### COACHING STAFF

**Head Coach:** Nick Mingione, #27 (Embry-Riddle, 2000)  
**Career Record:** 0-0 (First Season)  
**Record at UK:** 0-0 (First season)  
**Assistant Coach:** Jim Belanger, #11 (Louisville, 2009)  
**Assistant Coach/Recruiting Coordinator:** Roland Fanning, #0 (Southeastern Oklahoma State University, 2005)  
**Volunteer Assistant Coach:** Todd Guiliams, #29 (Eastern Kentucky, 1988)  
**Director of Operations:** Jack Hoehl (Auburn, 2012)

### PRONUNCIATION GUIDE

Doerries ..... Door-EES  
 Freilich ..... FRY-lick  
 Gei ..... Gee  
 Guiliams ..... GWILL-yums  
 Heady ..... HEAD-ee  
 Heyer ..... HIGH-er  
 Hjelle ..... Like "Jelly"  
 Zeke ..... ZEE-k  
 Logue ..... LOW-g  
 Machamer ..... Mock-uh-mer  
 Mahan ..... MAY-han  
 Maley ..... Mal-E  
 Mingione ..... Min-GEE-own  
 Salow ..... SAY-low  
 Schaezner ..... SHIN-zer



## 2017 RADIO/TV SPOT CHART



**1**  
**J.P. Bitzenhofer**  
C • FR



**2**  
**Riley Mahan**  
IF • JR



**3**  
**Tyler Marshall**  
IF • R-JR



**4**  
**Zeke Lewis**  
IF • R-FR



**5**  
**T.J. Collett**  
C • FR



**6**  
**Tristan Pompey**  
OF • SO



**7**  
**Connor Heady**  
IF • SR



**8**  
**Storm Wilson**  
OF • R-SR



**9**  
**Josh Smith**  
LHP • SO



**10**  
**Luke Becker**  
IF • JR



**12**  
**Alec Maley**  
RHP • JR




**13**  
**Kole Cottam**  
C • SO



**14**  
**Zack Thompson**  
LHP • FR



**15**  
**Marcus Carson**  
OF • SR



**16**  
**Troy Squires**  
IF/C • R-JR



**17**  
**Jake Hamilton**  
LHP • R-SO



**19**  
**Evan White**  
1B/OF • JR



**20**  
**Joey Bellini**  
IF • FR



**21**  
**Justin Lewis**  
RHP • R-SO



**22**  
**Austin Keen**  
RHP • R-FR



**23**  
**Brayden Combs**  
IF • FR



**24**  
**Brett Marshall**  
RHP • FR



**25**  
**Gunnar McNeill**  
IF/RHP • SR



**26**  
**Luke Heyer**  
IF • JR



**28**  
**Logan Salow**  
LHP • SR



**30**  
**Sean Hjelle**  
RHP • SO




**33**  
**Chris Machamer**  
RHP • FR



**34**  
**Carson Coleman**  
RHP • FR



**35**  
**Alex Bibb**  
OF • FR



**39**  
**Zach Logue**  
LHP • JR



**40**  
**Zach Reks**  
OF • SR



**42**  
**Brad Schaezner**  
LHP • JR



**44**  
**Colton Cleary**  
LHP • SR



**45**  
**Mark Doerries**  
RHP • R-SO



**49**  
**Jared Freilich**  
RHP • FR



**50**  
**Marshall Gei**  
IF/C • R-SO



**52**  
**Zach Pop**  
RHP • JR



**27**  
**Nick Mingione**  
Head Coach



**11**  
**Jimmy Belanger**  
Assistant Coach



**0**  
**Roland Fanning**  
Assistant Coach



**29**  
**Todd Guillems**  
Assistant Coach



**Jack Hoehl**  
Dir. of Operations



**Ryan DeVriendt**  
Strength Coach



**Bryan Wells**  
Athletic Trainer



## CAROLINA ON THEIR MIND

Although Kentucky and North Carolina share a long and storied history on the basketball court the two programs have only met once on the baseball diamond, a 1-0 Tar Heels victory more than 100 years ago.

Led by longtime coach Mike Fox, who is in his 18th season, Carolina also is coming off a season where it just missed the NCAA Tournament. Fox is the second-winnest active coach in both total victories and winning percentage and has led the Tar Heels to six College World Series appearances since 2006 and back-to-back runner-up finished in 2006 and 2007.

Kentucky will have its hands full with Friday night starter J.B. Bukauskas, who has been honored on five preseason All-America teams, and junior outfielder Brian Miller, who has made four second-team All-America lists and led the team with a .345 average in 2016.

## WHITE EARNS PRESEASON ALL-AMERICA HONORS

Kentucky junior first baseman Evan White has been named Second Team Preseason All-America by both *Collegiate Baseball* and PerfectGame.org, as well as Third Team Preseason All-America by the National Collegiate Baseball Writers Association and D1 Baseball. He also was named to the prestigious Golden Spikes Award preseason watch list.

White, from Gahanna, Ohio, is coming off a stellar 2016 season where he earned Second Team All-SEC honors. The 6-foot-3, 205-pounder's defensive prowess earned him a Rawlings Gold Glove in 2016 and All-SEC Defensive Team honors for the second consecutive season. As a freshman in 2015, White earned Freshman All-SEC honors.

In 2016, he led the team in average (.376), at bats (226), hits (85), runs (44), doubles (15), triples (3), runs batted in (40), total bases (121) and stolen bases (10). White's career .348 batting average ranks No. 7 on UK's all-time list (min. 300 at bats). White's .376 batting average in 2016 ranks him tied with Terry Shumpert (1987) for the 11th highest single-season mark in school history and his 85 hits rank him 11th on the single-season hits list.

White spent the summer playing for the United States Collegiate National Team, which traveled to Cuba, Japan and Taiwan. White was the team's primary first baseman, starting 15 of 19 games and hitting .250 with eight runs scored.

## PRESEASON HONORS

Evan White isn't the only Wildcat to receive recognition leading up to the 2017 season. The following players have been named by various media outlets:

**Sean Hjelle (RHP, So.)** - SEC's No. 9 2018 draft prospect (D1 Baseball)  
**Justin Lewis (RHP, So.)** - SEC's No. 22 2017 draft prospect (D1 Baseball)  
**Zach Logue (LHP, Jr.)** - SEC's No. 34 2017 draft prospect (D1 Baseball)  
**Riley Mahan (IF, Jr.)** - SEC's No. 31 2017 draft prospect (D1 Baseball)  
**Tristan Pompey (OF, So.)** - SEC's No. 21 2018 draft prospect (D1 Baseball)  
**Zach Pop (RHP, Jr.)** - Preseason Top 100 College Prospects, No. 69 (*Baseball America*); Preseason Top 100 College Prospects, No. 74 (D1 Baseball); SEC's No. 19 2017 draft prospect (D1 Baseball)  
**Zack Thompson (LHP, Fr.)** - No. 27 college freshman prospect (D1 Baseball); SEC No. 13 impact freshman (D1 Baseball)

## AT THEIR BEST AGAINST THE BEST

Kentucky has produced some of its best performances against elite competition in recent years, winning a series against the nation's No. 1-ranked team in each of the past three and four of the past five seasons. The Wildcats also won a series from the nation's No.

## SEC STANDINGS

as of 2/16/17

### Eastern Division

Team	Rec.	Pct.	GB	All
Florida	0-0	-	-	0-0
Georgia	0-0	-	-	0-0
Kentucky	0-0	-	-	0-0
Missouri	0-0	-	-	0-0
South Carolina	0-0	-	-	0-0
Tennessee	0-0	-	-	0-0
Vanderbilt	0-0	-	-	0-0

### Western Division

Team	Rec.	Pct.	GB	All
Alabama	0-0	-	-	0-0
Arkansas	0-0	-	-	0-0
Auburn	0-0	-	-	0-0
LSU	0-0	-	-	0-0
Miss. State	0-0	-	-	0-0
Ole Miss	0-0	-	-	0-0
Texas A&M	0-0	-	-	0-0

## THIS WEEKEND IN THE SEC

### 17 (Friday)

George Washington at Auburn	3 p.m.
Kentucky at North Carolina	3 p.m.
Miami Univ. at Arkansas	4 p.m.
UNC Greensboro at S. Carolina	4 p.m.
College of Charleston at Georgia	5 p.m.
East Carolina at Ole Miss	5 p.m.
Texas Tech at Mississippi State	5 p.m.
Tennessee at Memphis	5 p.m.
Presbyterian at Alabama	6 p.m.
William & Mary at Florida	6:30 p.m.
Bowling Green at Texas A&M	7:30 p.m.
Air Force at LSU	8 p.m.
Missouri vs. Eastern Michigan	8 p.m.
Vanderbilt at San Diego	9 p.m.

### 18 (Saturday)

George Washington at Auburn (DH)	12 p.m./ to follow
Miami Univ. at Arkansas	1 p.m.
College of Charleston at Georgia	1 p.m.
Kentucky at North Carolina	2 p.m.
Missouri vs. Eastern Michigan (DH)	2 p.m. / 5 p.m.
UNC Greensboro at South Carolina	2 p.m.
Bowling Green at Texas A&M	2 p.m.
East Carolina at Ole Miss	2:30 p.m.
Presbyterian at Alabama	3 p.m.
Tennessee at Memphis	3 p.m.
William & Mary at Florida	4 p.m.
Southern at LSU	5 p.m.
Western Illinois at Mississippi State	5 p.m.
Vanderbilt at San Diego	9 p.m.

### 19 (Sunday)

Missouri vs. Eastern Michigan	12 p.m.
George Washington at Auburn	1 p.m.
William & Mary at Florida	1 p.m.
College of Charleston at Georgia	1 p.m.
Kentucky at North Carolina	1 p.m.
East Carolina at Ole Miss	1 p.m.
Western Illinois at Mississippi State	1 p.m.
Bowling Green at Texas A&M	1 p.m.
UNC Greensboro at South Carolina	1:30 p.m.
Presbyterian at Alabama	2 p.m.
Miami Univ. at Arkansas	2 p.m.
Air Force at LSU	2 p.m.
Tennessee at Memphis	2 p.m.
Texas Tech at Mississippi State	4 p.m.
Vanderbilt at San Diego	9 p.m.

## WEEK ONE SCHEDULE FOR UK BASEBALL

MONDAY - 13	TUESDAY - 14	WEDNESDAY - 15	THURSDAY - 16	FRIDAY - 17	SATURDAY - 18	SUNDAY - 19
	Practice	Practice	Practice Travel to North Carolina	<b>UK at North Carolina 3 p.m.</b>	<b>UK at North Carolina 2 p.m.</b>	<b>UK at North Carolina 1 p.m.</b>

### QUALITY STARTS

Date	Pitcher (#)	IP (H, R-ER, BB, K)
------	-------------	---------------------

2-ranked team in 2016, giving them a 4-2 overall record a year ago versus the top two teams.

Season	Opponent	Location	Series
2016	#1 Florida	Lexington	UK won 2 of 3
2016	#2 South Carolina	Lexington	UK won 2 of 3
2015	#1 LSU	Baton Rouge	UK won 2 of 3
2014	#1 South Carolina	Lexington	UK won 2 of 3
2012	#1 LSU	Lexington	UK won 2 of 3

### CLIMBING THE CHARTS

In just two years junior first baseman/outfielder Evan White has proven his ability to barrel up a baseball, leading the team in nine individual batting categories in 2016 and ranking among the program's best on several career and single-season charts.

In 2016, White led the Wildcats in batting (.376), at bats (226), hits (85), runs (44), doubles (15), triples (3), RBI (40), total bases (121) and stolen bases (10). His .376 batting average tied former major leaguer Terry Shumpert's 1987 mark for the 11th-best single-season mark in school history and the 85 hits he rapped out also rank 11th on the single-season hits list.

White's .348 career batting average entering 2017 ranks seventh on UK's all-time chart, tying him with John Wilson (1998-2000). The Gahanna, Ohio native also is poised to finish amongst the leaders on the career lists for hits, doubles, triples and sacrifice flies.

### SAVES

Date	Pitcher (#)	IP (H, R-ER, BB, K)
------	-------------	---------------------

### NEW LOOK STARTING PITCHING

Kentucky will have a completely revamped pitching staff this season after losing all 42 weekend starts from a year ago. With the departures of Dustin Beggs, Zack Brown and Kyle Cody the Wildcats must replace 73.7 percent of its starts, including all 30 in Southeastern Conference play. Overall, the Cats lost 58.8 percent of the total innings pitched in 2016 and 53.1 percent from conference play.

Sean Hjelle and Justin Lewis, who both received Freshman All-America honors in 2016, will each move from the bullpen to the weekend starting rotation. The two right-handers combined to go 6-1 with 12 saves in 42 combined appearances (52.0 innings), striking out 54 and allowing just 18 runs.

### SCORELESS APPEARANCES

Pitcher	Total	Consecutive
---------	-------	-------------

Left-hander Zach Logue will be sandwiched between Hjelle and Lewis on the weekend after a strong finish to the 2016 season. The junior went 3-2 with a 2.68 ERA in 17 appearances (nine starts), cementing the top mid-week starter role down the stretch and earning the start in the Cats' SEC Tournament game against Alabama.

UK will likely look to a pair of talented freshmen in mid-week games at the outset of the season. Left-handed Zack Thompson, who was drafted in the 11th round of the 2016 MLB Draft by the Tampa Bay Rays, impressed the coaches in the fall and will slot into one spot, while right-hander Brett Marshall is expected to see significant action as a spot starter as well.

## A CHALLENGING ROAD

The opening series against national power North Carolina in Chapel Hill is just the opening salvo in what will once again be a challenging schedule for the Cats. The preseason polls are littered with UK opponents:

### Baseball America

- Nine games against the top four
- Eleven against the top seven
- Twenty against the top 20

### Collegiate Baseball

- 26 against the top 25

### USA Today Coaches' Poll

- Twelve against the top six
- Fourteen against the top 10
- 26 against the top 25

### NCBWA

- 12 against the top six
- 17 against the top 12

## COMING TO THE CAPE

A pair of Kentucky hurlers have committed to play in the Cape Cod Baseball League, college baseball's most prestigious summer league, at the conclusion of the 2017 collegiate season. Sophomore right-handed pitcher Sean Hjelle will join the three-time defending league champion Yarmouth-Dennis Red Sox, while freshman left-handed pitcher Zack Thompson is set to play for Brewster Whitecaps. Hjelle set a UK freshman record with eight saves in 2016 and will move into the Wildcats' weekend starting rotation this season, while Thompson is penciled in as one of the UK's weekday starters.

The Cats had four returnees play in the CCL last summer, led by infielder Riley Mahan who was named to the league's East All-Star team as a member of the Orleans Firebirds. Junior Left-handed pitcher Zach Logue was a teammate of Mahan's with Orleans, while junior right-handed pitcher Zach Pop (Wareham Gatemen) and sophomore right-handed pitcher Justin Lewis (Hyannis Harbor Hawks) also played in the famed league.

## WILSON HONORED FOR CHARACTER

Senior outfielder Storm Wilson was inducted into UK's prestigious Frank Ham Society of Character in February, which annually honors Wildcats who have shown an extraordinary commitment to academic excellence, athletic participation, personal development, career preparation and serving as a role model. The SOC was founded during the 1998-99 school year and is named for Ham, a long-time UK administrator.

Wilson, who hails from Science Hill, Ky., has completed his bachelor's degree in business management and is enrolled in an MBA program. He is a three-time SEC Academic Honor Roll member (2014-16) and has volunteered with the Wounded Warriors Project, Miracle League, Breakfast with Santa, God's Pantry and the UK Blanket Project.

## REKS' LONG, WINDING ROAD

There are unlikely roads to success and then there is Zach Reks' journey to becoming one of the Wildcats' top hitter. The senior from the suburbs of Chicago began his collegiate career at the Air Force Academy, starting 21 of the 37 games he appeared in as a freshman in 2013. But Reks knew after his first season that he wasn't getting the most out of himself, decided to give up baseball and enroll at Kentucky as a normal undergraduate student.

That's when Reks' story takes an unexpected turn. A friendship with former Air Force teammate Bo Wilson, who had also transferred to Kentucky, led to Reks spending time around some of the players at the time and even some games of catch in the outfield. The coaching staff at the time saw Reks, did some background work on him and offered him a shot to walk-on to the team, which Reks did in the fall of 2016. By the second week of the season he was a staple in the Cats' outfield and went on to hit .331 (second-highest on the team) with 27 runs scored, 22 RBI and 12 extra-base hits. He was rate

## SEC Weekly Awards

### WEEK PLAYER

1

### WEEK PITCHER

1

### WEEK FRESHMAN

1

## Preseason Coaches Poll

### Eastern Division

1. Florida - 70
2. South Carolina - 61
3. Vanderbilt - 52
- T4. Georgia - 29
- T4. Kentucky - 29
6. Tennessee - 20
7. Missouri - 12

### Western Division

1. LSU - 72
2. Texas A&M - 55
3. Ole Miss - 51
4. Mississippi State - 36
5. Arkansas - 27
- T6. Alabama - 16
- T6. Auburn - 16

SEC Champion: Florida (6), LSU (6), South Carolina (2)

### All-SEC First Team

C: Mike Rivera, Florida  
**1B: Evan White, Kentucky**  
 2B: Cole Freeman, LSU  
 SS: Dalton Guthrie, Florida  
 3B: Jonathan India, Florida  
 OF: Jake Mangum, Mississippi State  
 OF: Jeren Kendall, Vanderbilt  
 OF: Antoine Duplantis, LSU  
 DH/UTL: JJ Schwarz, Florida  
 SP: Alex Faedo, Florida  
 SP: Kyle Wright, Vanderbilt  
 RP: Tyler Johnson, South Carolina

### Second Team

C: Jason Delay, Vanderbilt  
 1B: JJ Schwarz, Florida  
 2B: Tate Blackman, Ole Miss  
 SS: Kramer Robertson, LSU  
 3B: Colby Bortles, Ole Miss  
 OF: Greg Deichmann, LSU  
 OF: Brent Rooker, Mississippi State  
 OF: Luke Bonfield, Arkansas  
 DH/UTL: Alex Destino, South Carolina  
 SP: Alex Lange, LSU  
 SP: Tanner Houck, Missouri  
 RP: Matt Ruppenthal, Vanderbilt



## AGE IN THE OUTFIELD

The Cats' everyday lineup has plenty of experience but nowhere more so than in the outfield. The team's four outfielders consist of two fifth-year seniors in Zach Reks and Storm Wilson, true senior in Marcus Carson and sophomore Tristan Pompey. The quartet had appeared in 382 career games with 293 starts entering the 2017 season.

- **Storm Wilson (5th-year senior)** – 131 career games, 110 starts
- **Zach Reks (5th-year senior)** – 110 career games, 99 starts
- **Marcus Carson (senior)** – 92 career games, 41 starts
- **Tristan Pompey (sophomore)** – 49 career games, 43 starts

## THE MINGIONE EFFECT

In 14 seasons as an assistant coach new UK head coach Nick Mingione has produced a sparkling track record. Those teams have averaged 39 victories a year and advanced to the postseason nine times with two national runner-up finishes.

### Embry-Riddle

2003: 48-16 Sun Conf. champs; NAIA World Series  
 2004: 53-11^ Sun Conf. champs; NAIA Final Four  
 2005: 53-10^ Sun Conf. champs; NAIA runner-up

### Kentucky

2006: 44-17^ SEC champs; NCAA Regional  
 2007: 34-19-1

### Western Carolina

2008: 29-28

### Mississippi State

2009: 25-29  
 2010: 23-33  
 2011: 38-25 NCAA Super Regional  
 2012: 40-24 SEC Tournament champs; NCAA Regional  
 2013: 51-20 College World Series runner-up  
 2014: 39-24 NCAA Regional  
 2015: 24-30  
 2016: 44-18-1 SEC champs; NCAA Super Regional

^set or tied a school-record for wins at the time

## CURRENT UK PLAYERS CONSECUTIVE START STREAKS

(min. 5 starts)

Player	Streak	Pos.
Tristan Pompey	14	OF
Zach Reks	12	OF
Evan White	8	1B

## CURRENT HIT STREAKS

Player	Longest*	Current	Reach Safe
White	21	16	16
Mahan	8	7	7
Wilson	12	6	6
Squires	6	1	1
Becker	4	-	-
Carson	4	-	-
Cottam	4	-	-
Heady	9	-	-
McNeill	23	-	-
Pompey	6	-	-
Reks	10	-	-

(\*career entering 2017 season)

## TRACKING KENTUCKY'S EXTRA-BASE HITS

Player	Doubles 2017 (career)	Triples 2017 (career)	Home Runs 2017 (career)	Totals 2017 (career)
Luke Becker	- (10)	- (0)	- (1)	- (11)
Marcus Carson	- (6)	- (0)	- (2)	- (8)
Kole Cottam	- (6)	- (0)	- (1)	- (7)
Connor Heady	- (6)	- (1)	- (2)	- (9)
Riley Mahan	- (18)	- (4)	- (6)	- (28)
Tyler Marshall	- (1)	- (0)	- (1)	- (2)
Gunnar McNeill	- (11)	- (0)	- (6)	- (17)
Tristan Pompey	- (8)	- (1)	- (7)	- (16)
Zach Reks	- (10)	- (1)	- (7)	- (18)
Troy Squires	- (3)	- (0)	- (0)	- (3)
Evan White	- (27)	- (4)	- (7)	- (38)
Storm Wilson	- (23)	- (2)	- (6)	- (31)
<b>TOTALS</b>	<b>- (129)</b>	<b>- (13)</b>	<b>- (46)</b>	<b>- (188)</b>

RECRUITING PROWESS

Mingione has been known as an ace recruiter during his career, consistently being considered as such by industry media. Each of the seven recruiting classes he was heavily invovled with while at Mississippi State ranked in the nation’s top 25, including four in the top 10.

Year	School	Rank
2006	Kentucky	No. 21
2007	Kentucky	No. 31
2009	Mississippi State	No. 8
2010	Mississippi State	No. 22
2011	Mississippi State	No. 20
2012	Mississippi State	No. 14
2013	Mississippi State	No. 2
2014	Mississippi State	No. 2
2015	Mississippi State	No. 3

THIS AND THAT...

- Some interesting factoids about this year’s Wildcats:
- Joey Bellini (Fr., IF)** - UK’s Charles E. Barnhart agricultural building on campus named for him uncle, former professor and dean for the College of Agriculture.
  - Alex Bibb (Fr. OF)** - Known as the team magician; also accomplished pianist.
  - T.J. Collett (Fr., C)** - Drafted by the Minnesota Twins in 2016 MLB Draft (40th round).
  - Kole Cottam (So., C)** - Has had 13 surgeries on his right eye due to congenital melanocytic nevus.
  - Jared Freilich (Fr., RHP)** - Fractured his spine in skating accident during high school.
  - Justin Lewis (R-So., RHP)** - Cousin of former UK basketball star Chuck Hayes and current Seattle Seahawks defensive back Richard Sherman.
  - Zeke Lewis (R-Fr., IF)** - Accomplished musician.
  - Brett Marshall (Fr., RHP)** and Tyler Marshall (Jr., IF) - Brothers whose father, John, played base- ball at UK and for several MLB organizations.
  - Tristan Pompey (So., OF)** - Brother is Toronto Blue Jays centerfielder Dalton Pompey.
  - Zack Thompson (Fr., LHP)** - Drafted by the Tampa Bay Rays in 2016 MLB Draft (11th round).
  - Storm Wilson (Sr., OF)** - Working on his Masters degree in Business Administration.

SAN DIEGO PADRES MANAGER IS FORMER WILDCAT

Kentucky baseball legend Andy Green – a 2015 inductee into the UK Athletics Hall of Fame – is entering his second season as manager of the San Diego Padres.

Green, who starred at UK from 1997-2000 after a high school career at Lexington’s Christian Academy, joined the Padres after serving as the Arizona Diamondbacks third base coach in 2015. A two-time Southern League Manager of the Year (double-A), Green played four MLB seasons with the Diamondbacks and the New York Mets.

During his decorated collegiate career, Green set five school records, including hits (277), runs (199), games played (228), games started (225) and at-bats (908). He also ranks among the top 10 in UK history in total bases, sacrifice bunts and steals. An Academic All-America selection and a four-year member of the Southeastern Conference Academic Honor Roll, Green was a 24th round draft selection of the Diamondbacks in the 2000 MLB Draft. As a UK freshman in 1997, Green started 54 of UK’s 55 games, hitting .288 with seven doubles, six homers, 29 RBI and 11 steals. In 1998, Green hit .291 in 56 games with four homers, 32 RBI and 13 steals. After a .270 aver- age with a homer, 22 RBI and 21 steals as a junior, Green helped UK to 38 wins in 2000. While playing with UK greats John Wilson, Aaron McGlone, Vince Harrison, Brandon Webb and Joe Blanton, Green led the team with a .368 average, slugging 11 homers and 18 doubles, driving in 45 runs and stealing 27 bases.

Green retired from his playing career after the 2010 minor-league season, after playing in 140 big- league games over four seasons. He opened his MLB career with 46 games for the Diamondbacks in 2004, also playing parts of the 2005 and 2006 seasons with the club. After playing 2007 in Japan, Green returned to play in the Cincinnati Reds and Mets organizations from 2008-10, reaching the big leagues with the Mets in 2009.

2017 RECORD WHEN...	
Playing at Cliff Hagan Stadium: .....	0-0
Playing away: .....	0-0
Playing at a neutral site: .....	0-0
Vs. SEC overall: .....	0-0
Vs. SEC opponents .....	0-0
Vs. SEC at home: .....	0-0
Vs. SEC away: .....	0-0
Vs. Non-Conference: .....	0-0
Vs. Non-Conference at home: .....	0-0
Vs. Non-conference away: .....	0-0
Playing a day game: .....	0-0
Playing a night game: .....	0-0
In one-run games: .....	0-0
In two-run games: .....	0-0
In five+-run games: .....	0-0
In extra-inning games: .....	0-0
In shutouts: .....	0-0
When scoring first: .....	0-0
When opponent scores first: .....	0-0
When scoring 10 or more runs: .....	0-0
When allowing 10 or more runs: .....	0-0
When scoring five runs or less: .....	0-0
When allowing five runs or less: .....	0-0
When hitting at least one home run: .....	0-0
When allowing at least one home run: .....	0-0
When out-hitting an opponent: .....	0-0
When out-hit by opponent: .....	0-0
When matching opponents hits: .....	0-0
When facing starting LHP: .....	0-0
When facing starting RHP: .....	0-0
When leading after the seventh inning: .....	0-0
When trailing after the seventh inning: .....	0-0
When tied after the seventh inning: .....	0-0
Games decided in the last at bat: .....	0-0
When not committing an error: .....	0-0
When committing two or more errors: .....	0-0
Vs. top-25 ranked opponents: .....	0-0
Vs. teams ranked in the top 10: .....	0-0
On Sunday: .....	0-0
On Monday: .....	0-0
On Tuesday: .....	0-0
On Wednesday: .....	0-0
On Thursday: .....	0-0
On Friday: .....	0-0
On Saturday: .....	0-0
In February: .....	0-0
In March: .....	0-0
In April: .....	0-0
In May: .....	0-0

## UK AT THE PLATE

### RIGHTIES

Joey Bellini  
Alex Bibb  
J.P. Bitzenhofer  
Kole Cottam  
Connor Heady  
Luke Heyer  
Gunnar McNeill  
Evan White

### LEFTIES

Marcus Carson  
Brayden Combs  
Riley Mahan  
Tyler Marshall  
Zach Reks  
Troy Squires  
Storm Wilson

### SWITCH

Luke Becker  
Marshall Gei  
Zeke Lewis  
Tristan Pompey

## 2017 SPLITS

	G	AVG.	R	H	2B	3B	HR	RBI	BB	K	SB
Overall											
SEC											
Non SEC											
Home											
Away											
Neutral											
Day											
Night											
Wins											
Losses											
February											
March											
April											
May											

## UK CAREER HIT LIST

(\*minimum 100 hits)

1. Andy Green (1997-2000) - 277
2. Aaron McGlone (97-00) - 274
3. Mike Botkin (79-82) - 241
4. Spencer Graeter (2001-04) - 233
5. Jeff Abbott (91-94) - 232
6. Keenan Wiley (2007-10) - 230
7. Ryan Wilkes (2005-08) - 226
8. Jeff Tedesco (94-97) - 223
9. Austin Cousino (2012-14) - 216
10. Chad Green (94-96) - 215
11. Mike Harris (89-91) - 214
12. John Wilson (98-00) - 212
- Brad Hindersman (91-94) - 212
14. Chad Wright (09-11) - 211
15. Antone DeJesus (2005-07) - 202
16. AJ Reed (2012-14) - 195
17. Michael Bertram (2003-06) - 188
18. John Shelby (2004-06) - 177
19. Kyle Barrett (2013-15) - 174
20. Sawyer Carroll (2007-08) - 173
21. Collin Cowgill (2005-08) - 171
22. J.T. Riddle (2011-13) - 170
23. Matt Reida (2011-14) - 161
24. Billy Grace (2004-07) - 160
25. Chris Bisson (2008-2010) - 157
26. **Evan White (2015-17) - 154**
- Thomas McCarthy (2011-12) - 153
- Braden Kapetyn (2009-11) - 153
29. JaVon Shelby (2014-16) - 150
30. Ka'ai Tom (2014-15) - 148
31. Sean Coughlin (2006-07) - 142
32. Max Kuhn (2012-14) - 133
33. Brian Spear (2007-08) - 130
- Thomas Bernal (2012-15) - 130
35. Mike Breyman (2003-04) - 127
36. Chad Stewart (2003-04) - 125
37. Chris Wade (2008-09) - 123
38. Taylor Black (2010-11) - 121
- Marcus Nidiffer (2007-10) - 121
40. Michael Williams (2009-12) - 119
41. Gunner Glad (2009-10) - 115
42. Shawn Lehmann (2005-06) - 111
43. Micheal Thomas (2011-14) - 107
44. **Storm Wilson (2014-17) - 104**
45. Zac Zellers (2012-13) - 100

## GAMES-GAMES STARTED

Player	Career	2017	2016	2015	2014	2013
Storm Wilson	131-110		40-37	46-39	45-34	-
Evan White	106-106		54-54	52-52	-	-
Connor Heady	102-84		21-15	51-50	30-19	-
Gunnar McNeill	97-69		56-55	-	41-14*	-
Riley Mahan	95-72		56-50	39-22	-	-
Marcus Carson	92-41		32-15	35-22	25-4	-
Zach Reks	90-63		53-42	-	-	37-21^
Luke Becker	52-47		52-47	-	-	-
Tristan Pompey	49-43		49-43	-	-	-
Troy Squires	49-31		35-31	14-0	-	-
Kole Cottam	40-23		40-23	-	-	-
Tyler Marshall	26-11		26-11	-	-	-

\* at FIU

^ at Air Force

## UK CAREER HIT BY PITCH

1. Thomas Bernal (2012-15) - 39
2. Keenan Wiley (08-11) - 38
3. Antone DeJesus (05-07) - 36
4. **Storm Wilson (2014-17) - 35**
5. Auston Cousino (2012-13) - 34

## TWO-STRIKE HITS

Player	Hits
Evan White	
Riley Mahan	
Zach Reks	
Luke Becker	
Gunnar McNeill	
Tristan Pompey	
Kole Cottam	
Storm Wilson	
Marcus Carson	
Troy Squires	
Connor Heady	

## TWO-OUT HITTING

Player	Hits	RBI
Gunnar McNeill		
Riley Mahan		
Zach Reks		
Tristan Pompey		
Evan White		
Kole Cottam		
Luke Becker		
Storm Wilson		
Troy Squires		
Marcus Carson		
Connor Heady		

## UK CAREER SAC LIST

1. Ryan Wilkes (2005-08) - 40
2. Keenan Wiley (08-11) - 28
3. Matt Reida (11-14) - 27
4. Justin Scutchfield (03-06) - 25
5. Andy Green (1997-00) - 24
- Antone DeJesus (05-07) - 24
7. Jeff Michael (90-93) - 23
- Michael Bertram (03-06) - 23
9. Chad Wright (09-11) - 21
10. Chris Wade (08-09) - 20
11. **Storm Wilson (14-17) - 17**





## SERIES-BY-SERIES BREAKDOWN

### Batting Breakdown

	W/L	Avg.	AB	R	H	2B	3B	HR	RBI	SLG%	OB%	BB	HBP	K
North Carolina														
Liberty														
Saint Joseph's														
Old Dominion														
Delaware														
Eastern Kentucky														
Western Kentucky														
UC Santa Barbara														
Wright State														
Cincinnati														
Miami (Ohio)														
Murray State														
Texas A&M														
Ole Miss														
Vanderbilt														
Louisville														
Mississippi State														
UT Martin														
Missouri														
LSU														
Xavier														
South Carolina														
Georgia														
Indiana														
Tennessee														
Northern Kentucky														
Florida														

### Pitching Breakdown

	W/L	ERA	SV	IP	H	R	ER	BB	SO	2B	3B	HR	B/AVG
North Carolina													
Liberty													
Saint Joseph's													
Old Dominion													
Delaware													
Eastern Kentucky													
Western Kentucky													
UC Santa Barbara													
Wright State													
Cincinnati													
Miami (Ohio)													
Murray State													
Texas A&M													
Ole Miss													
Vanderbilt													
Louisville													
Mississippi State													
UT Martin													
Missouri													
LSU													
Xavier													
South Carolina													
Georgia													
Indiana													
Tennessee													
Northern Kentucky													
Florida													



## IF YOU BUILD IT... NEW STADIUM SET FOR FALL 2018

Construction on a new baseball stadium began in February and is expected to take 18-20 months, meaning the stadium will open in late fall 2018 in time for the 2019 UK baseball season.

The cost of the stadium, which will give UK baseball a state-of-the-art home on par with its peers in the SEC, will be \$49 million. The new stadium – which is yet to be named – will be located off Alumni Drive between the new Kentucky Football Training Facility and the Wendell and Vickie Bell Soccer Complex, adding to the cluster of UK Athletics facilities in the area.

“We’re extremely appreciative of the continued commitment of President Capilouto, Mitch Barnhart, the University of Kentucky, and our athletics department to our program,” UK coach Nick Mingione said. “The new facility will be beneficial in a multitude of ways and we will continue to bring the right type of students into our family to play in this marvelous facility. There’s a great deal of work to be done between now and the day our new stadium opens for our baseball program to reach the heights we all want it to, but we’re certainly excited about what the future holds.”

The stadium will feature permanent seating for nearly 2,500 fans with additional space on grass berms to accommodate a total of more than 4,000 fans for regular-season games. Beyond the outfield wall, temporary bleachers can be installed for NCAA Tournament games to bring the seating capacity to more than 7,000. Fan amenities also will include suites and a new club area.

The team areas will give Wildcat students and coaches everything they need to compete at a high level in a single location. The new stadium will feature a team lounge, locker room, training area, indoor hitting and pitching areas, and coaching offices, as well as a recruiting room. All spaces are either new to UK baseball or significantly larger than ones currently in use.


UK Athletics is working with Ross Tarrant Architects and HNTB to design and build the stadium, the same partners who recently completed the renovations of Commonwealth Stadium and the new Kentucky Football Training Facility.

The new stadium will replace Cliff Hagan Stadium, which has been home to UK baseball since its opening in 1969. Once the new stadium opens, Cliff Hagan Stadium will be demolished to make way for a new facility for UK’s men’s and women’s tennis programs. Additionally, a new soccer practice field replacing the one located at the site of the new baseball stadium will be built at the current site of the club practice field off College Way.





## SHIVELY FIELD AT CLIFF HAGAN STADIUM



The Kentucky baseball team calls Shively Field at Cliff Hagan Stadium home since 1979, with renovations done in 2002 and again following the 2006 South-eastern Conference Championship season that saw the first ever NCAA Lexington Regional played at the facility.

A new era began in Kentucky baseball history in 2002 as then head coach Keith Madison and the Wildcats moved into their new lair, the \$4.2 million Shively Field at Cliff Hagan Stadium. The state-of-the-art baseball complex

replaced the twice-renovated facility that UK baseball had called home since 1969, when it was built as part of the Bernie A Shively Sports Center. In 1990, the facility underwent a \$520,000 renovation to refurbish the stadium.

After the 2006 SEC Championship season, the UK athletic administration decided to invest in exterior improvements of Cliff Hagan. Among the improvements which debuted during the 2007 season, was a new state-of-the-art video board, which enhances the viewing experience for fans.

Also added during the 2007 offseason was a 150 capacity deck in the parking lot behind right field. The outfield fence was also lowered and padded to give fans a clear view of the diamond from anywhere in the outfield parking lot.

While Cliff Hagan Stadium is a beautiful place to call home, in Fall 2018 the Wildcats plan on moving into a new \$49 million state-of-the-art facility on par with its peers in the Southeastern Conference. The new stadium – which is yet to be named – will be located off Alumni Drive between the new Kentucky Football Training Facility and the Wendell and Vickie Bell Soccer Complex, adding to the cluster of UK Athletics facilities in the area.



### UK'S RECORD AT CLIFF HAGAN STADIUM SINCE 1979

Year	Overall	SEC
1979	14-7	7-5
1980	14-5	4-4
1981	19-5-1	8-3-1
1982	16-10	4-8
1983	25-9	3-6
1984	14-12	4-7
1985	14-9	6-7
1986	19-13	7-13
1987	24-6	8-4
1988	14-6	12-3
1989	15-8	5-7
1990	17-15	5-9
1991	23-6	8-4
1992	19-8	7-5
1993	18-11	3-9
1994	13-9	6-6
1995	11-9	4-8
1996	17-9	9-6
1997	13-13	5-10
1998	15-15	5-10
1999	13-13	7-8
2000	16-11-1	3-10-1
2001	14-12	4-11
2002	8-20	1-14
2003	17-14	6-9
2004	15-17	5-10
2005	20-6	4-5
2006	31-6	13-2
2007	24-10	6-9
2008	28-6	9-6
2009	19-13	7-8
2010	20-10	9-6
2011	21-10	7-8
2012	29-5	11-4
2013	19-12	6-9
2014	19-10	7-8
2015	15-11	7-7
2016	22-10	9-6
2017		
<b>Total</b>	<b>684-381-2</b>	<b>241-274-2</b>

### STADIUM RECORDS

**Longest Winning Streak:** 21 (2012)  
**Most Runs Scored by UK:** 27 vs. Tennessee-Martin (March 10, 2007)  
**Most Runs Scored by Both Teams:** 44  
 - Mississippi State 28, Kentucky 16 (1989)

### STADIUM FACTS

**Capacity:** 3,000  
**Dimensions:** 340-365-390-350-310  
**Playing Surface:** Natural Grass (home plate area and baselines are synthetic surface)  
**Year Built:** 1969 as the Bernie A. Shively Sports Center  
**Renovated:** 1990, 2002, 2007  
**Dedicated:** Oct. 2, 1993



## OPPONENTS IN THE POLLS

TEAM	BA	CB	ESPN	BWA
N. Carolina	17	15	13	12
UCSB	19	18	23	21
Texas A&M	-	20	20	20
Ole Miss	-	22	24	27
Vanderbilt	11	6	6	6
Louisville	7	11	8	8
LSU	4	2	3	3
S. Carolina	5	4	4	5
Florida	3	3	2	2

## KENTUCKY WEEK-BY-WEEK IN THE NATIONAL POLLS

Date	BWA	ESPN	BA	CB
Pre	-	-	-	-
Week 1				
Week 2				
Week 3				
Week 4				
Week 5				
Week 6				
Week 7				
Week 8				
Week 9				
Week 10				
Week 11				
Week 12				
Week 13				
Week 14				

## VS. RANKED OPPONENTS

## WEEKLY POLLS (PRESEASON)

### BASEBALL AMERICA

- TCU
- Florida State
- Florida
- LSU
- South Carolina
- East Carolina
- Louisville
- Cal State Fullerton
- Oregon State
- Clemson
- Vanderbilt
- Washington
- Louisiana-Lafayette
- N.C. State
- Coastal Carolina
- Virginia
- North Carolina
- Oklahoma State
- UC Santa Barbara
- Long Beach State
- Georgia Tech
- Arizona
- Stanford
- Maryland
- Texas Tech

### NCBWA

- TCU
- Florida
- LSU
- Florida State
- South Carolina
- Vanderbilt
- Oregon State
- Louisville
- East Carolina
- N.C. State
- Coastal Carolina
- North Carolina
- Clemson
- Cal State Fullerton
- Louisiana-Lafayette
- Arizona
- Texas Tech
- Miami (Fla.)
- Virginia
- Texas A&M
- UC Santa Barbara
- Oklahoma State
- Stanford
- Rice
- Maryland
- Washington
- Ole Miss
- Long Beach State
- Georgia Tech
- UNC Wilmington

### USA TODAY/ESPN

- TCU (24)
- Florida (4)
- LSU (2)
- South Carolina
- Florida State
- Vanderbilt
- Oregon State
- Louisville
- Coastal Carolina (1)
- East Carolina
- Cal State Fullerton
- Clemson
- North Carolina
- N.C. State
- Arizona
- Louisiana-Lafayette
- Miami (Fla.)
- Virginia
- Texas Tech
- Texas A&M
- Stanford
- Oklahoma State
- UC Santa Barbara
- Ole Miss
- Rice

### COLLEGIATE BASEBALL

- TCU
- LSU
- Florida
- South Carolina
- Oregon State
- Vanderbilt
- Arizona
- Miami (Fla.)
- Florida State
- Cal State Fullerton
- Louisville
- Clemson
- East Carolina
- Louisiana-Lafayette
- North Carolina
- Virginia
- Long Beach State
- UC Santa Barbara
- Coastal Carolina
- Texas A&M
- Washington
- Ole Miss
- Sam Houston State
- Stanford
- Arizona State
- Dallas Baptist
- Rice
- Oklahoma State
- Texas Tech
- Texas

## WHEN WAS THE LAST TIME...

Led off a game with a home run:	Austin Cousino (vs. Cincinnati, April 17, 2012)
Led off a game with a triple:	Austin Cousino (vs. Georgia, March 31, 2013)
Hit a grand slam:	Riley Mahan (vs. Alabama, April 9, 2016)
Hit a walk-off home run:	Dorian Hairston (vs. South Carolina, May 8, 2016)
Hit an extra-inning, game-winning home run:	Dorian Hairston (vs. South Carolina, May 8, 2016)
Hit two home runs in a game:	JaVon Shelby (vs. Auburn, May 1, 2016)
Hit two home runs in an inning:	AJ Reed (vs. St. Joseph's, Feb. 21, 2014)
Hit five homers in a three-game span:	AJ Reed (Feb. 21-23, 2014)
Hit three home runs in a game:	Gunner Glad (vs. South Carolina, March 28, 2009)
Hit a ninth-inning, pinch-hit homer:	Riley Mahan (at LSU, March 29, 2015)
Hit a home run on his birthday:	Austin Cousino (vs. Cincinnati, April 17, 2012)
Had a walk-off hit:	Dorian Hairston (vs. South Carolina, May 8, 2016)
Had a walk-off grand slam:	Riley Mahan (vs. Alabama, April 9, 2016)
Had a walk-off walk:	Thomas Bernal (vs. Buffalo, Feb. 26, 2012)
Hit an inside the park homer:	Riley Mahan (at LSU, vs. April 4, 2015)
Homered in consecutive games:	JaVon Shelby (vs. Auburn, EKU, May 1 & 3, 2016)
Homered in three consecutive games:	AJ Reed (vs. Florida, April 4-6, 2014)
Homered in three consecutive SEC games:	AJ Reed (at Texas A&M, April 20, vs. Ole Miss, April 25, 2014)
Homered in five consecutive SEC games:	AJ Reed (vs. Florida, April 4-6, vs. Missouri, April 11-12, 2014)
Homered in first at-bat of the season:	Luke Maile (vs. Bowling Green, Feb. 28, 2010)
Homered in first at-bat of their career:	Luke Maile (vs. Bowling Green, Feb. 28, 2010)
Homered in first home at bat of their career (GS):	AJ Reed (vs. Buffalo, Feb. 24, 2012)
Homered in final home at bat of their career (GS):	Marcus Nidiffer (vs. LSU, May 14, 2010)
Hit back to back home runs:	Evan White, Zach Reks (vs. Murray State, May 17, 2016)
Hit three consecutive home runs:	Lance Ray, Braden Kapteyn and Marcus Nidiffer (at Indiana, May 11, 2010)
Scored four or more runs in a game:	Evan White (at Georgia, March 20, 2016)
Scored six or more runs in a game:	Andy Burns (vs. Mississippi State, April 19, 2009)
Had four or more hits in a game:	Evan White (vs. Miami, April 27, 2016)
Had five or more hits in a game:	J.T. Riddle (vs. Niagara, Feb. 17, 2013)
Had six hits in a game:	J.T. Riddle (vs. Niagara, Feb. 17, 2013)
Had five RBI in a game:	Ka'ai Tom (vs. Arkansas, April 11, 2015)
Had six RBI in a game:	Micheal Thomas (vs. Ball State, March 8, 2014)
Had seven RBI in a game:	JaVon Shelby (at Georgia, March 20, 2016)
Had eight RBI in a game:	Ryan Wilkes (vs. Wright State, May 5, 2008)
Hit home runs from both sides of the plate:	Ryan Wilkes (vs. Wright State, May 5, 2008)
Hit HR from both sides of the plate in a weekend:	Tristan Pompey (Feb. 19-21, 2016)
Had two or more bunt singles in a game:	Bryan Rose (vs. MSU, April 5, 2008)
Stole three bases in a game:	Neiko Johnson (vs. South Carolina, May 8, 2010)
Stole four bases in a game:	Storm Wilson (vs. Richmond, Feb. 14, 2015)
Walked four or more times in a game:	Andy Burns (vs. Tennessee, May 3, 2009)
Struck out 10 or more batters in a game:	Dustin Beggs (10; vs. Alabama, April 9, 2016)
Pitched a seven-inning complete game:	Dustin Beggs (vs. Arkansas, April 23, 2016)
Pitched a nine-inning complete game:	Dustin Beggs (vs. South Carolina, May 7, 2016)
Pitched a nine-inning complete-game shutout:	Dustin Beggs (vs. South Carolina, May 7, 2016)
Nine-inning complete-game shutout in midweek:	Dylan Dwyer (vs. Cincinnati, March 5, 2014)
Earned a pitching win and hit a home run:	AJ Reed (BUNCHES, 2014)
Had three outfield assists in a game:	Austin Cousino (vs. Ole Miss, April 6, 2012)
Had outfield assists in back-to-back games:	Austin Cousino (at Wofford, vs. Eastern Michigan, Feb. 17-18, 2012)
Played an extra-inning game:	12 innings vs. South Carolina (May 8, 2016)
Scored 20 or more runs in a game:	26, vs. Ball State (March 9, 2014)
Hit six home runs in a game:	vs. Dayton (April 4, 2012)
Hit seven home runs in a game:	vs. Dayton (Feb. 21, 2016)
Hit four home runs in an inning:	8th, vs. Dayton (Feb. 21, 2016)
Drew 12 or more walks in a game:	12, at Indiana (May 11, 2010)
Got hit by 10 or more pitches in a game:	10, vs. Monmouth (March 6, 2010) * TIED NCAA RECORD
Stole eight bases in a game:	at Auburn (April 25, 2010)
Tied a game:	vs. LSU (March 25, 2007)
Committed six or more errors in a game:	6, vs. Murray State (March 15, 2010)
Won a series vs./at a No. 1 ranked foe:	vs. Florida (2016)



**KENTUCKY BATTING ORDER**

<b>GAME</b>	<b>1</b>	<b>2</b>	<b>3</b>	<b>4</b>	<b>5</b>	<b>6</b>	<b>7</b>	<b>8</b>	<b>9</b>
N. Carolina									
N. Carolina									
N. Carolina									





**KENTUCKY STARTING LINEUP**

<b>GAME</b>	<b>C</b>	<b>1B</b>	<b>2B</b>	<b>3B</b>	<b>SS</b>	<b>LF</b>	<b>CF</b>	<b>RF</b>	<b>DH</b>
N. Carolina									
N. Carolina									
N. Carolina									

HOME RUN BREAKDOWN	
BY LOCATION	
at home	0
on road	0
neutral	0
BY PITCHER	
vs. right	0
vs. left	0
starters	0
relievers	0
closers	0
BY CONFERENCE	
vs. SEC	0
vs. non-SEC	0
BY OUTS	
with no out	0
with one out	0
with two out	0
BY RUNNERS ON	
solo	0
two-run	0
three-run	0
grand slam	0
BY COUNT	
ahead in count	0
even in count	0
behind in count	0
full count	0
first pitch	0
two strike	0
BY TIME OF DAY	
day games	0
night games	0

# HOME RUN TRACKER

No

Player (#)

Opponent

On

Inn.

Out

Count

Pitcher (R/L)

## HOME RUNS BY POSITION

C

1B

2B

SS

3B

LF

CF

RF

DH

PH

## HOME RUNS BY INNING

1

2

3

4

5

6

7

8

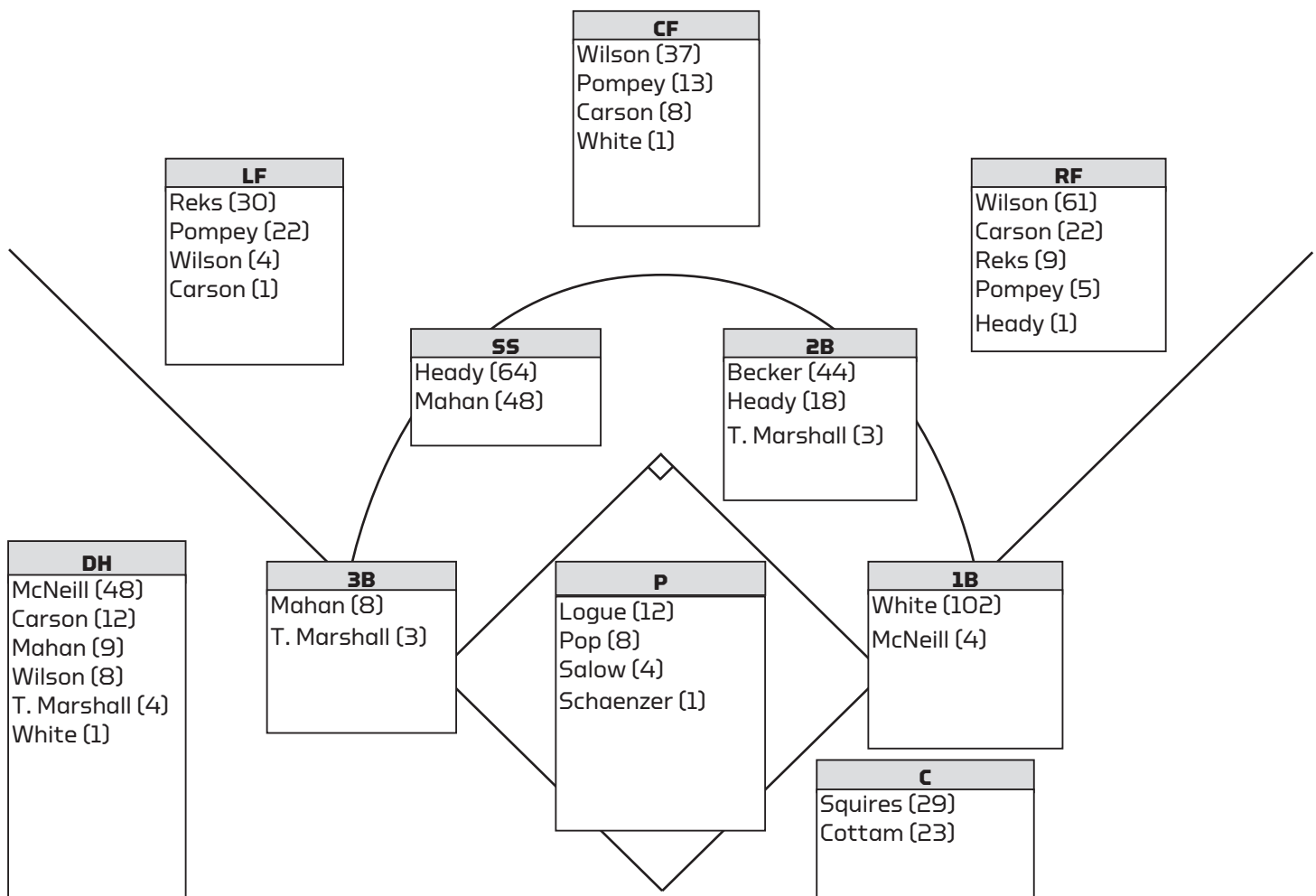
9

10+

## Starts By Batting Order 2017 (Career)

Player	1	2	3	4	5	6	7	8	9
Wilson	- (32)	- (20)	-	-	- (11)	- (33)	- (13)	- (6)	-
White	- (19)	- (74)	-	-	-	- (6)	- (4)	-	-
Heady	-	-	-	-	-	- (2)	- (1)	- (10)	- (70)
Mahan	- (1)	- (3)	- (3)	- (13)	- (7)	- (4)	- (18)	- (13)	- (7)
Carson	- (2)	-	-	-	- (2)	- (5)	- (18)	- (11)	- (3)
McNeill	-	-	- (16)	- (20)	- (14)	- (1)	- (1)	-	-
Becker	-	- (2)	-	-	- (9)	- (21)	- (7)	- (4)	- (1)
Squires	-	-	-	-	-	-	-	- (3)	- (26)
Pompey	-	-	-	- (6)	- (2)	- (5)	- (9)	- (17)	- (1)
Reks	- (4)	- (11)	-	- (6)	- (8)	- (7)	- (3)	-	-
Cottam	-	-	-	-	-	- (1)	- (2)	- (5)	- (14)
Marshall	-	-	-	-	-	- (3)	- (4)	- (3)	-

## Starts By Position 2017 (Career)



## CATS IN THE PROS

Player (Years at UK)	Organization	Draft Round	Highest 2016 Level
Andrew Albers (2005-08)	Minnesota Twins	10th	MLB
Kyle Barrett (2013-15)	Miami Marlins	15th	A
Dustin Beggs (2015-16)	Miami Marlins	16th	A-Short
Zack Brown (2014-16)	Milwaukee Brewers	5th	A
Joe Blanton (2000-02)	Free Agent	1st	MLB
Kyle Cody (2013-16)	Texas Rangers	6th	A-Short
Austin Cousino (2012-14)	Free Agent	3rd	AAA
Collin Cowgill (2005, 06,08)	Cleveland Indians	5th	MLB
Logan Darnell (2008-10)	Minnesota Twins	6th	AAA
Trevor Gott (2011-13)	Washington Nationals	6th	MLB
Max Kuhn (2012-14)	Oakland Athletics	13th	DNP-Injured
Corey Littrell (2011-13)	St. Louis Cardinals	5th	AAA
Luke Maile (2010-12)	Tampa Bay Rays	8th	MLB
Alex Meyer (2009-11)	Los Angeles Angels	1st	MLB
James Paxton (2007-09)	Seattle Mariners	1st	MLB
Tim Peterson (2012)	New York Mets	20th	AA
AJ Reed (2012-14)	Houston Astros	2nd	MLB
J.T. Riddle (2011-13)	Miami Marlins	13th	AAA
Taylor Rogers (2010-12)	Minnesota Twins	11th	MLB
Chris Rusin (2006-09)	Colorado Rockies	4th	MLB
JaVon Shelby (2014-16)	Oakland Athletics	5th	A-Short
Chandler Shepherd (2012-14)	Boston Red Sox	13th	AAA
Zach Strecker (2013-16)	Minnesota Twins	Free Agent	Rookie
Ka'ai Tom (2014-15)	Cleveland Indians	5th	A-Short



## MAJOR LEAGUE WILDCATS





## HEAD COACH NICK MINGIONE



Nick Mingione – who spent the last eight seasons as an assistant to John Cohen at Mississippi State – was named Kentucky’s head coach on June 14, 2016.

“Nick Mingione is exactly the kind of coach we hoped to hire when we began our search,” Kentucky Director of Athletics Mitch Barnhart said. “His passion, tactical mind and tireless recruiting efforts made him an important part of Mississippi State’s staff during some great years

for the program. More than that, he is a man of substance who is committed not only to developing young men as baseball players, but as students and people. We are excited to welcome Nick, his wife, Christen, and son, Reeves, to the UK Athletics family.”

Mingione takes over the Kentucky program after serving as assistant coach and recruiting coordinator under Cohen at Mississippi State starting before the 2009 season. Working with the team’s outfielders, first basemen and hitters, Mingione helped lead the Bulldogs to an incredible run of success, including the program’s first Southeastern Conference regular-season championship since 1989 this season, a runner-up finish in the College World Series in 2013 and an SEC Tournament championship in 2012.

“This is an opportunity I’ve dreamed about for more than a decade,” Mingione said. “From the moment I first stepped foot on campus I knew it would be a place I could call home. What an incredible feeling to be back. Kentucky is a special place and this baseball program has had great moments over the years, including some that I have been a part of. I can’t wait to get to work on building toward an even brighter future.

“I want to thank President (Eli) Capilouto and Mitch for entrusting the program to me, John (Cohen) for the mentorship that has prepared me for this moment and the unending support of my family, especially my wife, Christen.”

Prior to his time at Mississippi State, Mingione spent two seasons at UK as an assistant under Cohen in 2006-07. UK won 33 SEC games in those two seasons, including in 2006 when UK claimed its first and only SEC championship. After the historic regular season, the Wildcats hosted an NCAA Regional for the first time. Mingione worked extensively at UK with the likes of All-Americans Sawyer Carroll, Sean Coughlin, Collin Cowgill and Ryan Streiby, as well as second-team All-SEC infielder John Shelby III.

Mingione has a sterling reputation as a recruiter. Over the nine seasons at Kentucky and Mississippi State for which recruiting rankings are final, he has helped land classes with an average ranking of 14th, including top-three classes in 2013-15. He also has an unmatched track record of player development, coaching 64 players selected in the MLB Draft, as well as 36 All-Americans and five conference players of the year.

“Nick Mingione has been preparing for this opportunity for the last 13 years and I absolutely know that he will make the most of it,” Cohen said. “He is one of the nation’s elite recruiters. He is a brilliant tactician of the game. His ability to prepare kids for success in the SEC is of the highest level.

“He will make himself an irreplaceable part of the Kentucky baseball community and his wife is one of the finest people I’ve

ever met. You try and surround yourself with people who make you a better coach and a better person. Nick Mingione has been that kind of person for me and like a member of my family.”

Before rejoining Cohen at MSU, Mingione spent a season at Western Carolina as assistant coach and recruiting coordinator. There, Mingione helped lead the Catamounts to top-40 national ranking among in 11 different offensive categories.

Prior to his time at Kentucky, Mingione spent three years as an assistant coach at Embry-Riddle University, his alma mater. The Eagles appeared in the NAIA College World Series in each of those seasons, culminating in a runner-up finish in 2005. Mingione also coached at Florida Gulf Coast in 2002, helping lay the foundation for the program before its inaugural season in 2003. He began his coaching career in 2001 at Mariner High School, his alma mater.

Mingione – born in Tarrytown, N.Y., before growing up in Florida – graduated from Embry-Riddle in 2000 with a degree in aerospace studies, as well as a triple minor in business, psychology and humanities. He was also a four-year letterman on the school’s baseball team.

Away from coaching, Mingione travels often for both speaking engagements and mission trips. In 2013, he and six current and former members of the MSU program helped build houses and run baseball clinics for youth on the Bahamian island of Eleuthera. When he returned stateside, he was inducted into the “Be The Best You Are” Baseball Clinic Speaker Hall of Fame. Other past inductees include Ted Williams (2002), Ron Polk (2003), Leo Mazzone (2006) and Cohen (2008).

Mingione is married to the former Christen Reeves. The couple has one son, Reeves.

### NICK MINGIONE FILE

#### Personal

Wife: Christen  
Son: Reeves

#### Hometown

Tarrytown, N.Y.

#### Education

High School: Mariner (Cape Coral, Fla.)  
College: Embry-Riddle University (Aerospace Studies, 2000)

#### Playing Career

1996-2000: Embry-Riddle

#### Coaching Career

2001: Mariner (Fla.) High School, Assistant Coach  
2002: Florida Gulf Coast, Assistant Coach  
2003-05: Embry-Riddle, Assistant Coach  
2006-07: Kentucky, Assistant Coach  
2008: Western Carolina, Assistant Coach/Recruiting Coordinator  
2009-16: Mississippi State, Assistant Coach/Recruiting Coordinator  
2017: Kentucky, Head Coach

## MINGIONE BY THE NUMBERS

**189** - SEC Academic Honor Roll selections

**53** - Players coached who have been selected in the Major League Baseball Draft



**39** - All-Conference honors coached

**35** - All-American honors coached

**14** - Seasons as a college baseball coach

**9** - NCAA Regionals (2003-06, 2011-14, 2016)

**9** - Nationally-ranked recruiting classes (2006-07, 2009-15)

**6** - Conference championships (2003-06, 2012, 2016)


**5** - Conference Players of the Year coached (2004-06, 2012, 2016)

**4** - College World Series (2003-05, 2013)

**3** - SEC Scholar Athlete of the Year (2013, 2014, 2015)

**2** - National Championship finalists (2005, 2013)





# #2 • RILEY MAHAN • IF

6-2 • 195 • Jr. • L/R • Cincinnati, Ohio (Moeller)

## GAME-BY-GAME STATS

Date	Opponent	GS	AB	R	H	RBI	2B	3B	HR	BB	SB	CS	HBP	PK
2.17	at North Carolina													

- SEC No. 31 2017 draft prospect (D1 Baseball)
- SEC Academic Honor Roll (2016)
- 2015 Perfect Game League All-Star (SS)
- 2015 SEC Freshman of the Week (3/9/15)
- 40th round draft pick in 2014 (Giants)

## SUPERLATIVES 2017 CAR

Multi-Hit Games	17
Multi-RBI Games	7
Game-Winning RBI	3

## SEASON HIGHS

Hits	
RBI	
Runs	
Hitting Streak	7 (5/13/16-current)

## CAREER HIGHS

Hits	3, 3x, last vs. South Carolina (5/6/16)
RBI	4, vs. Alabama (4/9/16)
Runs	2, 6x, last vs. Miami (Ohio) (4/27/16)
Hitting Streak	8 (2/28/15 - 3/11/15)

## SUMMER 2016

Appeared in 41 games with the Orleans Firebirds of the competitive Cape Cod League as a teammate of fellow Wildcat Zach Logue...Had a tremendous summer and ranked among the league's top hitters...Batted .304 and scored 22 runs, both of which ranked in the Top 12 in the CCL...Added seven doubles, a triple, three steals and drove in 17 runs...Was named starter at first base for the East All-Stars.

## STARTS BY POSITION

3B	SS	DH
2015 - 8	2015 - 5	2015 - 9
2016 - 0	2016 - 50	
2017 - 0	2017 - 0	
		2B
		2017 - 0

## 2017 STARTS BY BATTING ORDER

No. 1:	-
No. 2:	-
No. 3:	-
No. 4:	-
No. 5:	-
No. 6:	-
No. 7:	-
No. 8:	-
No. 9:	-

## Career Stats

### All Games

Year	GP-GS	Avg.	AB	R	H	2B	3B	HR	RBI	BB	SO	SB-A
2015	39-22	.232	95	15	22	5	1	1	8	7	27	1-2
2016	56-50	.316	196	30	62	13	3	5	32	11	51	8-11
2017												
<b>Totals</b>	<b>95-72</b>	<b>.289</b>	<b>291</b>	<b>45</b>	<b>84</b>	<b>18</b>	<b>4</b>	<b>6</b>	<b>40</b>	<b>18</b>	<b>78</b>	<b>9-13</b>

### SEC Games

Year	GP-GS	Avg.	AB	R	H	2B	3B	HR	RBI	BB	SO	SB-A
2015	17-7	.226	31	5	7	2	0	1	2	3	12	0-0
2016	30-25	.257	101	12	26	6	0	3	14	5	30	3-4
2017												
<b>Totals</b>	<b>47-32</b>	<b>.250</b>	<b>132</b>	<b>17</b>	<b>33</b>	<b>8</b>	<b>0</b>	<b>4</b>	<b>16</b>	<b>8</b>	<b>42</b>	<b>3-4</b>

### Miscellaneous

Year	SAC	SF	HBP	OBP	SLG	PO	A	E	FLD
2015	4	1	2	.295	.337	19	22	6	.872
2016	3	3	0	.348	.490	75	149	30	.882
2017									
<b>Totals</b>	<b>7</b>	<b>4</b>	<b>2</b>	<b>.330</b>	<b>.440</b>	<b>94</b>	<b>171</b>	<b>36</b>	<b>.880</b>





# #3 • TYLER MARSHALL • IF

6-1 • 200 • R-Jr. • L/R • Louisville, Ky. (Trinity)

## GAME-BY-GAME STATS

Date	Opponent	GS	AB	R	H	RBI	2B	3B	HR	BB	SB	CS	HBP	K
2.17	at North Carolina													

## SUPERLATIVES 2017 CAR

Multi-Hit Games 2  
 Multi-RBI Games -  
 Game-Winning RBI 2

## SEASON HIGHS

Hits  
 RBI  
 Runs  
 Hitting Streak 3 (5/13/16-current)

## CAREER HIGHS

Hits 2, vs. USC Upstate (3/12/16)  
 RBI 1, vs. USC Upstate (3/12/16)  
 Runs 1, 5x, last vs. Florida (4/10/16)  
 Hitting Streak

## SUMMER 2016

Appeared in 12 games with the DeLand  
 Suns of the Florida Collegiate League...  
 Raked during his short stint with the team,  
 hitting .419 with a double, nine runs  
 scored, six runs batted in, six walks and a  
 stolen base in only 31 at bats.

## STARTS BY POSITION

3B	2B	1B
2015 - 0	2015 - 0	2015 - 0
2016 - 3	2016 - 3	2016 - 0
DH	OF	
2015 - 0	2015 - 0	
2016 - 4	2016 - 1	

## 2017 STARTS BY BATTING ORDER

No. 1: -  
 No. 2: -  
 No. 3: -  
 No. 4: -  
 No. 5: -  
 No. 6: -  
 No. 7: -  
 No. 8: -  
 No. 9: -

## Career Stats

### All Games

Year	GP-GS	Avg.	AB	R	H	2B	3B	HR	RBI	BB	SO	SB-A
2015	3-0	.000	3	0	0	0	0	0	0	0	1	0-0
2016	23-11	.233	43	7	10	1	0	1	1	3	16	1-1
2017												
<b>Totals</b>	<b>26-11</b>	<b>.217</b>	<b>46</b>	<b>7</b>	<b>10</b>	<b>1</b>	<b>0</b>	<b>1</b>	<b>1</b>	<b>3</b>	<b>16</b>	<b>1-1</b>

### SEC Games

Year	GP-GS	Avg.	AB	R	H	2B	3B	HR	RBI	BB	SO	SB-A
2015	0-0	.000	0	0	0	0	0	0	0	0	0	0-0
2016	12-7	.250	24	4	6	1	0	0	0	2	19	1-1
2017												
<b>Totals</b>	<b>12-7</b>	<b>.250</b>	<b>24</b>	<b>4</b>	<b>6</b>	<b>1</b>	<b>0</b>	<b>0</b>	<b>0</b>	<b>2</b>	<b>18</b>	<b>1-1</b>

### Miscellaneous

Year	SAC	SF	HBP	OBP	SLG	PO	A	E	FLD
2015	0	0	0	.000	.000	1	0	0	1.000
2016	0	0	2	.313	.326	14	22	0	1.000
2017									
<b>Totals</b>	<b>0</b>	<b>0</b>	<b>2</b>	<b>.294</b>	<b>.304</b>	<b>15</b>	<b>22</b>	<b>0</b>	<b>1.000</b>





# #4 • ZEKE LEWIS • IF

5-9 • 160 • R-Fr. • S/R • Atlanta, Ga. (Mays)

## GAME-BY-GAME STATS

Date	Opponent	GS	AB	R	H	RBI	2B	3B	HR	BB	SB	CS	HBP	K
2.17	at North Carolina													

## SUPERLATIVES 2017 CAR

Multi-Hit Games  
Multi-RBI Games  
Game-Winning RBI

## SEASON HIGHS

Hits  
RBI  
Runs  
Hitting Streak

## CAREER HIGHS

Hits  
RBI  
Runs  
Hitting Streak

## STARTS BY POSITION

3B	SS	2B
2017 - 0	2017 - 0	2017 - 0

## 2017 STARTS BY BATTING ORDER

No. 1: -  
No. 2: -  
No. 3: -  
No. 4: -  
No. 5: -  
No. 6: -  
No. 7: -  
No. 8: -  
No. 9: -

## Career Stats

### All Games

Year	GP-GS	Avg.	AB	R	H	2B	3B	HR	RBI	BB	SO	SB-A
2017												
Totals												

### SEC Games

Year	GP-GS	Avg.	AB	R	H	2B	3B	HR	RBI	BB	SO	SB-A
2017												
Totals												

### Miscellaneous

Year	SAC	SF	HBP	OBP	SLG	PO	A	E	FLD
2017									
Totals									





# #6 • TRISTAN POMPEY • OF

6-4 • 200 • So. • S/R • Toronto, Ontario, Canada (Jean Vanier Catholic)

## GAME-BY-GAME STATS

Date	Opponent	GS	AB	R	H	RBI	2B	3B	HR	BB	SB	CS	HBP	K
2.17	at North Carolina													

- SEC No. 21 2018 draft prospect (D1 Baseball)
- SEC First-Year Academic Honor Roll (2016)
- 2016 SEC Co-Freshman of the Week (2/22/16)
- 31st round draft pick in 2015 (Twins)

SUPERLATIVES	2017	CAR
Multi-Hit Games		7
Multi-RBI Games		8
Game-Winning RBI		3

## SEASON HIGHS

Hits  
RBI  
Runs  
Hitting Streak

## CAREER HIGHS

Hits	4, vs. Dayton (2/21/16)
RBI	4, vs. Dayton (2/21/16)
Runs Scored	3, vs. Dayton (2/21/16)
Hitting Streak	6 (3/15/16-3/25/16)

## STARTS BY POSITION

LF	CF	RF
2016 - 22	2016 - 16	2016 - 5
2017 - 0	2017 - 0	2017 - 0

## Career Stats

### All Games

Year	GP-GS	Avg.	AB	R	H	2B	3B	HR	RBI	BB	SO	SB-A
2016	49-43	.233	150	25	35	8	1	7	29	20	48	2-2
2017												
Totals	49-43	.233	150	25	35	8	1	7	29	20	48	2-2

## 2017 STARTS BY BATTING ORDER

No. 1:	-
No. 2:	-
No. 3:	-
No. 4:	-
No. 5:	-
No. 6:	-
No. 7:	-
No. 8:	-
No. 9:	-

### SEC Games

Year	GP-GS	Avg.	AB	R	H	2B	3B	HR	RBI	BB	SO	SB-A
2016	23-19	.239	71	11	17	4	0	3	9	6	22	0-0
2017												
Totals	23-19	.239	71	11	17	4	0	3	9	6	22	0-0

### Miscellaneous

Year	SAC	SF	HBP	OBP	SLG	PO	A	E	FLD
2016	1	4	3	.328	.440	84	0	2	.977
2017									
Totals	2	7	10	.395	.474	1013	60	2	.998



# #7 • CONNOR HEADY • IF

6-0 • 175 • Sr. • R/R • Prospect, Ky. (North Oldham)

## GAME-BY-GAME STATS

Date	Opponent	GS	AB	R	H	RBI	2B	3B	HR	BB	SB	CS	HBP	K
2.17	at North Carolina													

- SEC Academic Honor Roll (2016, 2015)
- SEC Freshman Academic Honor Roll (2014)
- 2014 preseason 38th-best freshman in NCAA (Baseball America)
- 2014 preseason 12th-best freshman in SEC (Baseball America)
- 2012 USA Baseball National Team 18U

## SUPERLATIVES 2017 CAR

Multi-Hit Games	-	6
Multi-RBI Games	-	4
Game-Winning RBI	-	1

## SEASON HIGHS

Hits  
RBI  
Runs  
Hitting Streak

## CAREER HIGHS

Hits	3, vs. Vanderbilt (5/2/15)
RBI	2, 2x, last at Florida (4/25/15)
Runs Scored	2, 11x, last vs. Missouri (5/21/16)
Hitting Streak	9 (2/28/15-3/11/15)

## SUMMER 2016

Played in 57 games with the Wisconsin Woodchucks of the Northwoods League...Batted .257 with 12 doubles, eight home runs, 30 walks and five stolen bases...Scored 41 runs and knocked in 34...His eight home runs were the second-most on the team and his 34 RBI ranked third.

## STARTS BY POSITION

OF	SS	2B
2014 - 0	2014 - 8	2014 - 11
2015 - 0	2015 - 50	2015 - 0
2016 - 1	2016 - 7	2016 - 7
2017 - 0	2017 - 0	2017 - 0

## 2017 STARTS BY BATTING ORDER

No. 1:	-
No. 2:	-
No. 3:	-
No. 4:	-
No. 5:	-
No. 6:	-
No. 7:	-
No. 8:	-
No. 9:	-

## Career Stats

### All Games

Year	GP-GS	Avg.	AB	R	H	2B	3B	HR	RBI	BB	SO	SB-A
2014	30-19	.133	60	15	8	3	0	0	10	12	21	1-2
2015	51-50	.211	152	27	32	2	0	2	11	21	25	2-5
2016	21-15	.186	43	6	8	1	1	0	1	4	10	0-0
2017												
<b>Totals</b>	<b>102-84</b>	<b>.188</b>	<b>255</b>	<b>48</b>	<b>48</b>	<b>6</b>	<b>1</b>	<b>2</b>	<b>22</b>	<b>37</b>	<b>56</b>	<b>3-7</b>

### SEC Games

Year	GP-GS	Avg.	AB	R	H	2B	3B	HR	RBI	BB	SO	SB-A
2014	9-2	.091	11	1	1	0	0	0	0	0	4	0-0
2015	28-26	.174	86	12	15	1	0	1	5	9	17	0-3
2016	9-8	.217	23	5	5	1	1	0	1	2	4	0-0
2017												
<b>Totals</b>	<b>46-38</b>	<b>.175</b>	<b>120</b>	<b>18</b>	<b>21</b>	<b>2</b>	<b>1</b>	<b>1</b>	<b>6</b>	<b>11</b>	<b>51</b>	<b>0-3</b>

### Miscellaneous

Year	SAC	SF	HBP	OBP	SLG	PO	A	E	FLD
2014	5	3	2	.286	.183	32	62	6	.940
2015	1	0	13	.355	.263	58	138	20	.907
2016	0	0	1	.271	.256	21	44	2	.970
2017									
<b>Totals</b>	<b>6</b>	<b>3</b>	<b>16</b>	<b>.325</b>	<b>.243</b>	<b>111</b>	<b>244</b>	<b>28</b>	<b>.927</b>



# #8 • STORM WILSON • OF

5-11 • 190 • R-Sr. • L/R • Science Hill, Ky. (Somerset)

## GAME-BY-GAME STATS

Date	Opponent	GS	AB	R	H	RBI	2B	3B	HR	BB	SB	CS	HBP	K
2.17	at North Carolina													

- 2017 UK Frank Ham Society of Character inductee
- 2015 Northwoods League All-Star
- SEC Academic Honor Roll (2016, 2015, 2014)
- 2013 Prospect League Summer All-Star

## SUPERLATIVES 2017 CAR

Multi-Hit Games	27
Multi-RBI Games	12
Game-Winning RBI	2

## SEASON HIGHS

Hits	
RBI	
Runs	
Hitting Streak	6 (4/16/16-current)

## CAREER HIGHS

Hits	4 at UC Santa Barbara (2/22/15)
RBI	4 at Tennessee (5/1/14)
Runs Scored	3, twice, last at UC Santa Barbara (2/22/15)
Hitting Streak	12 (4/19/14 - 5/15/14)

## SUMMER 2016

Joined UK teammates Sean Hjelle and Zeke Lewis on the Elmira Pioneers of the Perfect Game League... Played in 25 games, batting .292 with five doubles, a triples and 13 walks... Scored 21 runs, drove in 10 runs and was hit by eight pitches... Team made the PGL playoffs.

## STARTS BY POSITION

LF	CF	RF
2014 - 4	2014 - 0	2014 - 24
2015 - 0	2015 - 0	2015 - 37
2016 - 0	2016 - 37	2016 - 0
2017 - 0	2017 - 0	2017 - 0
	DH	
	2014 - 6	
	2015 - 2	
	2016 - 0	
	2017 - 0	

## 2017 STARTS BY BATTING ORDER

No. 1:	-
No. 2:	-
No. 3:	-
No. 4:	-
No. 5:	-
No. 6:	-
No. 7:	-
No. 8:	-
No. 9:	-

## Career Stats

### All Games

Year	GP-GS	Avg.	AB	R	H	2B	3B	HR	RBI	BB	SO	SB-A
2014	45-34	.289	128	25	37	6	0	4	20	16	20	3-4
2015	46-39	.242	132	21	32	6	2	1	16	21	24	8-12
2016	40-37	.267	131	23	35	11	0	1	10	16	15	4-6
2017												
<b>Totals</b>	<b>131-110</b>	<b>.266</b>	<b>391</b>	<b>69</b>	<b>104</b>	<b>23</b>	<b>2</b>	<b>6</b>	<b>46</b>	<b>53</b>	<b>59</b>	<b>15-22</b>

### SEC Games

Year	GP-GS	Avg.	AB	R	H	2B	3B	HR	RBI	BB	SO	SB-A
2014	24-19	.329	73	11	24	6	0	3	11	7	11	0-1
2015	21-18	.214	56	5	12	3	1	0	7	9	14	3-5
2016	18-17	.230	61	8	14	1	0	0	1	7	10	0-0
2017												
<b>Totals</b>	<b>63-54</b>	<b>.263</b>	<b>190</b>	<b>24</b>	<b>50</b>	<b>10</b>	<b>1</b>	<b>3</b>	<b>19</b>	<b>23</b>	<b>35</b>	<b>3-6</b>

### Miscellaneous

Year	SAC	SF	HBP	OBP	SLG	PO	A	E	FLD
2014	5	3	15	.420	.430	66	1	1	.985
2015	5	5	11	.379	.341	68	2	0	1.000
2016	7	1	9	.382	.374	67	4	1	.986
2017									
<b>Totals</b>	<b>17</b>	<b>9</b>	<b>35</b>	<b>.393</b>	<b>.381</b>	<b>201</b>	<b>7</b>	<b>1</b>	<b>.990</b>





# #9 • JOSH SMITH • LHP

6-5 • 230 • So. • L/L • Saline, Mich. (Saline)

## APPEARANCES

Date	Opponent	Dec.	IP	H	R	ER	BB	SO	2B	3B	HR	NP
2.17	at North Carolina											

## SUMMER

Was a double threat with the Brockton Rox of the the Futures League...Appeared in eight games as a pitcher, striking out 15 batters in just 10.1 innings of work...He also appeared in seven games as a hitter, posting a .214 average with a double and a run batted in.

## 2016

Arrived at Kentucky as a two-way player, but saw only two at bats on the season, both in the Wildcats' win over Buffalo on 3/5... Appeared in four games a reliever out of the bullpen...Tossed 2.1 innings, giving up two hits, two runs (both earned), walking four and striking out two...Threw a perfect inning of relief against Murray State on 3/9, striking out a pair...Did not see action after 3/15.

## EXTENDED STATS

	2017	CAR
Saves	0	0
Inherited Runners/Scored	0/0	3/2
WHIP	0.00	2.57
Scoreless Appearances	0	2

## CAREER HIGHS

Innings	1.0 vs. Murray State (3/9/16)
Strikeouts	2 vs. Murray State (3/9/16)
Pitches Thrown	21 vs. Western Kentucky (3/15/16)
Cons. Scoreless App.	2 (2/26/16-3/9/16)

## SEASON HIGHS

Innings
Strikeouts
Pitches Thrown
Cons. Scoreless App.



## Career Pitching Stats

### All Games

Year	G-GS	W-L	ERA	SV	CG	SH	IP	H	R	ER	BB	SO
2016	4-0	0-0	7.71	0	0	0	2.1	2	2	2	4	2
2017												
<b>Totals</b>	<b>4-0</b>	<b>0-0</b>	<b>7.71</b>	<b>0</b>	<b>0</b>	<b>0</b>	<b>2.1</b>	<b>2</b>	<b>2</b>	<b>2</b>	<b>4</b>	<b>2</b>

### SEC Games

Year	G-GS	W-L	ERA	SV	CG	SH	IP	H	R	ER	BB	SO
2016	DNP											
2017												
<b>Totals</b>	<b>0-0</b>	<b>0-0</b>	<b>0.00</b>	<b>0</b>	<b>0</b>	<b>0</b>	<b>0.0</b>	<b>0</b>	<b>0</b>	<b>0</b>	<b>0</b>	<b>0</b>





# #10 • LUKE BECKER • IF

5-11 • 195 • Jr. • S/R • Fairmont, Minn. (Fairmont/Northern Iowa CC)

## GAME-BY-GAME STATS

Date	Opponent	GS	AB	R	H	RBI	2B	3B	HR	BB	SB	CS	HBP	K
2.17	at North Carolina													

• 2016 Northwoods League MLB Dreams  
Game participant

## SUPERLATIVES 2017 CAR

Multi-Hit Games	13
Multi-RBI Games	1
Game-Winning RBI	2

## SEASON HIGHS

Hits  
RBI  
Runs  
Hitting Streak

## CAREER HIGHS

Hits	3, vs. Buffalo (3/4/16)
RBI	2, vs. George Mason (2/20/16)
Runs Scored	3, at Georgia (3/20/16)
Hitting Streak	4 (3/18/16-4/1/16)

## SUMMER 2016

Played in 48 games with the Willmar Stingers of the Northwoods League, batting .304....Added eight doubles, one triple and two home runs with 28 runs batted in, walked 30 times and stole four bases... Team made the Northwoods playoffs....Appeared in the league's MLB Dreams Game.

## STARTS BY POSITION

3B
2016 - 0
2017 - 0

2B
2016 - 47
2017 - 0

## Career Stats

### All Games

Year	GP-GS	Avg.	AB	R	H	2B	3B	HR	RBI	BB	SO	SB-A
2016	52-47	.241	170	29	41	10	0	1	12	21	33	4-6
2017												
<b>Totals</b>	<b>52-47</b>	<b>.241</b>	<b>170</b>	<b>29</b>	<b>41</b>	<b>10</b>	<b>0</b>	<b>1</b>	<b>12</b>	<b>21</b>	<b>33</b>	<b>4-6</b>

### SEC Games

Year	GP-GS	Avg.	AB	R	H	2B	3B	HR	RBI	BB	SO	SB-A
2016	26-24	.211	90	12	19	5	0	0	4	8	18	1-2
2017												
<b>Totals</b>	<b>26-24</b>	<b>.211</b>	<b>90</b>	<b>12</b>	<b>19</b>	<b>5</b>	<b>0</b>	<b>0</b>	<b>4</b>	<b>8</b>	<b>18</b>	<b>1-2</b>

### Miscellaneous

Year	SAC	SF	HBP	OBP	SLG	PO	A	E	FLD
2016	3	3	3	.330	.318	66	133	11	.948
2017									
<b>Totals</b>	<b>3</b>	<b>3</b>	<b>3</b>	<b>.330</b>	<b>.318</b>	<b>66</b>	<b>133</b>	<b>11</b>	<b>.948</b>

## 2017 STARTS BY BATTING ORDER

No. 1:	-
No. 2:	-
No. 3:	-
No. 4:	-
No. 5:	-
No. 6:	-
No. 7:	-
No. 8:	-
No. 9:	-



# #12 • ALEC MALEY • RHP

6-1 • 185 • Jr. • R/R • Round Rock, Texas (Colleyville Heritage/Howard College)

## APPEARANCES

Date	Opponent	Dec.	IP	H	R	ER	BB	SO	2B	3B	HR	NP
2.17	at North Carolina											

## OUTLOOK

Junior college transfer who will slot in as a bullpen piece this season...Tall, lanky right-handed sidearm action that can be extremely difficult matchup for right-handed hitters...Coaches consider his arsenal as some of the best pure stuff on the pitching staff...Sweeping breaking ball that runs away from right-handers...Fastball sits 88 to 91 MPH...Confident presence on the mound.

## JUNIOR COLLEGE

Played two seasons at Howard College (Texas) in the Division I of the NJCAA...In 2016, the sophomore made 15 appearances for the Hawks...Posted a 1-1 record with a 7.94 earned run average and two saves in the offensive-heavy league...Pitched 17.0 innings, yielding 30 hits, 22 runs, 15 earned runs and 14 walks...Struck

out 14 batters for a 7.41 strikeouts per nine innings mark...Had eight scoreless outings...In 2015, the freshman made 19 appearances, going 4-2 with a 8.80 ERA and three saves...In 30.2 innings pitched gave up 39 hits, 40 runs and 30 earned runs...Struck out 38 batters and walked just six...Posted a dominant 11.2 strikeouts per nine innings rate.

## EXTENDED STATS

	2017	CAR
Quality Starts		
Saves	0	0
Inherited Runners/Scored	0/0	0
WHIP	0.00	0
Scoreless Appearances	0	0

## SEASON/CAREER HIGHS

Innings  
Strikeouts  
Pitches Thrown  
Cons. Scoreless App.



## Career Pitching Stats

### All Games

Year	G-GS	W-L	ERA	SV	CG	SH	IP	H	R	ER	BB	SO
2017												
<b>Totals</b>	<b>0-0</b>	<b>0-0</b>	<b>0.00</b>	<b>0</b>	<b>0</b>	<b>0</b>	<b>0.0</b>	<b>0</b>	<b>0</b>	<b>0</b>	<b>0</b>	<b>0</b>

### SEC Games

Year	G-GS	W-L	ERA	SV	CG	SH	IP	H	R	ER	BB	SO
2017												
<b>Totals</b>	<b>0-0</b>	<b>0-0</b>	<b>0.00</b>	<b>0</b>	<b>0</b>	<b>0</b>	<b>0.0</b>	<b>0</b>	<b>0</b>	<b>0</b>	<b>0</b>	<b>0</b>





# #13 • KOLE COTTAM • C

6-3 • 230 • So. • R/R • Knoxville, Tenn. (Knoxville Catholic)

## GAME-BY-GAME STATS

Date	Opponent	GS	AB	R	H	RBI	2B	3B	HR	BB	SB	CS	HBP	K
2.17	at North Carolina													

• SEC First-Year Academic Honor Roll (2016)

SUPERLATIVES	2017	CAR
Multi-Hit Games		6
Multi-RBI Games		4
Game-Winning RBI		0

## SEASON HIGHS

Hits  
RBI  
Runs  
Hitting Streak

## CAREER HIGHS

Hits	2, 5x, last vs. Murray State (5/17/16)
RBI	3, vs. Dayton (2/21/16)
Runs Scored	2, 2x, last at Georgia (3/19/16)
Hitting Streak	

## SUMMER 2016

Appeared in 47 games for the Willmar Stingers on the Northwoods League... Batted .277 as the team's primary catcher, clubbing six doubles, a triple and two home runs... Walked 10 times, stole three bases and drove in 21 runs... Team made the Northwoods League playoffs.

## STARTS BY POSITION

C	DH
2016 - 23	2016 - 0
2017 - 0	2017 - 0

## 2017 STARTS BY BATTING ORDER

No. 1: -  
 No. 2: -  
 No. 3: -  
 No. 4: -  
 No. 5: -  
 No. 6: -  
 No. 7: -  
 No. 8: -  
 No. 9: -

## Career Stats

### All Games

Year	GP-GS	Avg.	AB	R	H	2B	3B	HR	RBI	BB	SO	SB-A
2016	40-23	.278	90	11	25	6	0	1	15	6	18	0-0
2017												
<b>Totals</b>	<b>40-23</b>	<b>.278</b>	<b>90</b>	<b>11</b>	<b>25</b>	<b>6</b>	<b>0</b>	<b>1</b>	<b>15</b>	<b>6</b>	<b>18</b>	<b>0-0</b>

### SEC Games

Year	GP-GS	Avg.	AB	R	H	2B	3B	HR	RBI	BB	SO	SB-A
2016	23-13	.314	51	5	16	6	0	0	7	4	13	0-0
2017												
<b>Totals</b>	<b>40-23</b>	<b>.278</b>	<b>90</b>	<b>11</b>	<b>25</b>	<b>6</b>	<b>0</b>	<b>1</b>	<b>15</b>	<b>6</b>	<b>18</b>	<b>0-0</b>

### Miscellaneous

Year	SAC	SF	HBP	OBP	SLG	PO	A	E	FLD
2016	1	0	2	.337	.378	169	21	1	.995
2017									
<b>Totals</b>	<b>1</b>	<b>0</b>	<b>2</b>	<b>.337</b>	<b>.378</b>	<b>169</b>	<b>21</b>	<b>1</b>	<b>.995</b>





# #14 • ZACK THOMPSON • LHP

6-2 • 220 • Fr. • L/L • Selma, Ind. (Wapahani)

## APPEARANCES

Date	Opponent	Dec.	IP	H	R	ER	BB	SO	2B	3B	HR	NP
2.17	at North Carolina											

- SEC No. 13 Impact Freshman (D1 Baseball)
- No. 27 College Freshman Prospect (D1 Baseball)

## OUTLOOK

Coaches looking at him as a midweek starter to open the season...Expected to play for the Brewster Whitecaps of the prestigious Cape Cod League during the summer of 2017...Has impressive fastball sitting between 90-95 MPH...Very good fastball command...Coaches have been very impressed with his presence on the mound, especially for a freshman...Teammates have noted how he doesn't get sped up on the mound...Secondary pitches are developing...D1 Baseball lists him as the No. 13 impact freshman in the SEC.

## EXTENDED STATS

	2017	CAR
Quality Starts		
Saves	0	0
Inherited Runners/Scored	0/0	0
WHIP	0.00	0
Scoreless Appearances	0	0

## SEASON/CAREER HIGHS

Innings  
Strikeouts  
Pitches Thrown  
Cons. Scoreless App.



## Career Pitching Stats

### All Games

Year	G-GS	W-L	ERA	SV	CG	SH	IP	H	R	ER	BB	SO
2017												
<b>Totals</b>	<b>0-0</b>	<b>0-0</b>	<b>0.00</b>	<b>0</b>	<b>0</b>	<b>0</b>	<b>0.0</b>	<b>0</b>	<b>0</b>	<b>0</b>	<b>0</b>	<b>0</b>

### SEC Games

Year	G-GS	W-L	ERA	SV	CG	SH	IP	H	R	ER	BB	SO
2017												
<b>Totals</b>	<b>0-0</b>	<b>0-0</b>	<b>0.00</b>	<b>0</b>	<b>0</b>	<b>0</b>	<b>0.0</b>	<b>0</b>	<b>0</b>	<b>0</b>	<b>0</b>	<b>0</b>





# #15 • MARCUS CARSON • OF

5-8 • 175 • Sr. • L/L • London, Ky. (North Laurel)

## GAME-BY-GAME STATS

Date	Opponent	GS	AB	R	H	RBI	2B	3B	HR	BB	SB	CS	HBP	K
2.17	at North Carolina													

- SEC Academic Honor Roll (2016, 2015)
- SEC Freshman Academic Honor Roll (2014)
- 2014 Perfect Game League All-Star (OF)

## SUPERLATIVES 2017 CAR

Multi-Hit Games	7
Multi-RBI Games	4
Game-Winning RBI	-

## SEASON HIGHS

Hits  
RBI  
Runs  
Hitting Streak

## CAREER HIGHS

Hits	3, 3x, last at LSU (3/29/15)
RBI	4 vs. Ball State (3/9/14)
Runs Scored	3, twice, last at LSU (3/29/15)
Hitting Streak	4 (3/25/15-3/31/15)

## SUMMER 2016

Played in 36 games for the St. Cloud Rox of the Northwoods League...Batted .234 with 10 doubles, two home runs, 19 walks, six steals and 15 RBI...Team made the Northwoods League playoffs.

## STARTS BY POSITION

LF	CF	RF
2014 - 1	2014 - 2	2014 - 0
2015 - 0	2015 - 3	2015 - 8
2016 - 0	2016 - 3	2016 - 12
2017 - 0	2017 - 0	2017 - 0
	DH	
	2014 - 1	
	2015 - 11	
	2016 - 0	
	2017 - 0	

## 2017 STARTS BY BATTING ORDER

No. 1:	-
No. 2:	-
No. 3:	-
No. 4:	-
No. 5:	-
No. 6:	-
No. 7:	-
No. 8:	-
No. 9:	-

## Career Stats

### All Games

Year	GP-GS	Avg.	AB	R	H	2B	3B	HR	RBI	BB	SO	SB-A
2014	25-4	.364	33	12	12	2	0	0	9	0	8	2-2
2015	35-22	.226	84	11	19	4	0	0	5	7	24	5-7
2016	32-15	.167	60	11	10	0	0	2	8	5	3	0-0
2017												
<b>Totals</b>	<b>92-41</b>	<b>.232</b>	<b>177</b>	<b>34</b>	<b>41</b>	<b>6</b>	<b>0</b>	<b>2</b>	<b>22</b>	<b>12</b>	<b>35</b>	<b>7-9</b>

### SEC Games

Year	GP-GS	Avg.	AB	R	H	2B	3B	HR	RBI	BB	SO	SB-A
2014	10-1	.188	16	2	3	0	0	0	1	0	4	0-0
2015	16-11	.286	45	4	13	2	0	0	3	3	18	2-4
2016	16-6	.077	26	2	2	0	0	0	1	1	10	0-0
2017												
<b>Totals</b>	<b>42-18</b>	<b>.207</b>	<b>87</b>	<b>8</b>	<b>18</b>	<b>2</b>	<b>0</b>	<b>0</b>	<b>5</b>	<b>4</b>	<b>32</b>	<b>2-4</b>

### Miscellaneous

Year	SAC	SF	HBP	OBP	SLG	PO	A	E	FLD
2014	0	0	3	.417	.424	12	0	0	1.000
2015	1	0	1	.293	.274	25	0	0	1.000
2016	1	2	3	.257	.267	41	1	0	1.000
2017									
<b>Totals</b>	<b>1</b>	<b>2</b>	<b>7</b>	<b>.303</b>	<b>.299</b>	<b>78</b>	<b>1</b>	<b>0</b>	<b>1.000</b>



# #16 • TROY SQUIRES • C/IF

5-11 • 195 • R-Jr. • L/R • Elizabethtown, Ky. (Central Hardin)

## GAME-BY-GAME STATS

Date	Opponent	GS	AB	R	H	RBI	2B	3B	HR	BB	SB	CS	HBP	K
2.17	at North Carolina													

• SEC Academic Honor Roll (2016, 2015)

## SUPERLATIVES 2017 CAR

Multi-Hit Games	-	3
Multi-RBI Games	-	2
Game-Winning RBI	-	4

## SEASON HIGHS

Hits	
RBI	
Runs	
Hitting Streak	1 (5/21/16-current)

## CAREER HIGHS

Hits	2, at Vanderbilt (4/17/16)
RBI	3, 2x, last at Vanderbilt (4/17/16)
Runs Scored	2, vs. Miami (Ohio) (4/27/16)
Hitting Streak	6 (4/3/16-4/17/16)

## SUMMER 2016

Was a member of the Matsu Miners of the Alaska Baseball League...Injured his wrist in his first game with the team to end his summer.

## STARTS BY POSITION

C
2015 - 0
2016 - 31
2017 - 0

## 2017 STARTS BY BATTING ORDER

No. 1:	-
No. 2:	-
No. 3:	-
No. 4:	-
No. 5:	-
No. 6:	-
No. 7:	-
No. 8:	-
No. 9:	-

## Career Stats

### All Games

Year	GP-GS	Avg.	AB	R	H	2B	3B	HR	RBI	BB	SO	SB-A
2015	14-0	.000	8	1	0	0	0	0	1	0	3	0-0
2016	35-31	.205	83	7	17	3	0	0	10	4	10	1-1
2017												
<b>Totals</b>	<b>49-31</b>	<b>.187</b>	<b>91</b>	<b>8</b>	<b>17</b>	<b>3</b>	<b>0</b>	<b>0</b>	<b>11</b>	<b>4</b>	<b>13</b>	<b>1-1</b>

### SEC Games

Year	GP-GS	Avg.	AB	R	H	2B	3B	HR	RBI	BB	SO	SB-A
2015	5-0	.000	3	0	0	0	0	0	0	0	1	0-0
2016	20-17	.255	47	3	12	2	0	0	7	3	6	0-0
2017												
<b>Totals</b>	<b>25-17</b>	<b>.240</b>	<b>50</b>	<b>3</b>	<b>12</b>	<b>2</b>	<b>0</b>	<b>0</b>	<b>7</b>	<b>3</b>	<b>7</b>	<b>0-0</b>

### Miscellaneous

Year	SAC	SF	HBP	OBP	SLG	PO	A	E	FLD
2015	0	0	1	.111	.000	7	5	0	1.000
2016	8	1	3	.264	.241	188	33	2	.991
2017									
<b>Totals</b>	<b>8</b>	<b>1</b>	<b>4</b>	<b>.250</b>	<b>.220</b>	<b>195</b>	<b>38</b>	<b>2</b>	<b>.991</b>





# #19 • EVAN WHITE • 1B/OF

6-3 • 205 • Jr. • R/L • Gahanna, Ohio (Gahanna Lincoln)

## GAME-BY-GAME STATS

Date	Opponent	GS	AB	R	H	RBI	2B	3B	HR	BB	SB	CS	HBP	K
2.17	at North Carolina													

- Golden Spikes Award preseason watch list
- Preseason Second-Team All-America (Collegiate Baseball)
- Preseason Second-Team All-America (Perfect Game)
- Preseason Third-Team All-America (NCBWA)
- Preseason Third-Team All-America (D1 Baseball)
- Preseason First-Team All-SEC (Coaches)
- Preseason Top 100 College Prospects, No. 33 (Baseball America)
- Preseason Top 100 College Prospects, No. 29 (D1 Baseball)
- SEC No. 11 2017 draft prospect (D1 Baseball)
- 2016 USA Baseball Collegiate National Team
- 2016 Rawlings Gold Glove (1B)
- 2016 Second-Team All-SEC (1B)
- 2016 All-SEC Defensive Team (1B)
- Two-time 2016 SEC Player of the Week (3/7/16; 3/28/16)
- 2015 Freshman All-SEC (1B)
- 2015 All-SEC Defensive Team (1B)
- SEC Academic Honor Roll (2016, 2015)

## SUPERLATIVES 2017 CAR

Multi-Hit Games	44
Multi-RBI Games	15
Game-Winning RBI	3

## SEASON HIGHS

Hits	
RBI	
Runs	
Hitting Streak	16 (4/23/16-current)

## CAREER HIGHS

Hits	4, 3x, last vs. Miami (Ohio) (4/27/16)
RBI	4, vs. Buffalo (3/5/16)
Runs Scored	5, at Georgia (3/20/16)
Hitting Streak	21 (3/4/16-4/3/16)

## SUMMER 2016

Spent summer as a member of USA Baseball's Collegiate National Team...Started 15 of the team's 19 games around the globe, primarily at first base with spot starts in the outfield...Hit .250 in 52 at bats with a triple and three runs batted in...Scored eight runs, walked three times and had perfect fielding percentage.

## STARTS BY POSITION

DH	1B	CF
2015 - 1	2015 - 51	2015 - 0
2016 - 0	2016 - 53	2016 - 1
2017 - 0	2017 - 0	2017 - 0

## 2017 STARTS BY BATTING ORDER

No. 1:	-
No. 2:	-
No. 3:	-
No. 4:	-
No. 5:	-
No. 6:	-
No. 7:	-
No. 8:	-
No. 9:	-

## Career Stats

### All Games

Year	GP-GS	Avg.	AB	R	H	2B	3B	HR	RBI	BB	SO	SB-A
2015	52-52	.318	217	27	69	12	1	2	28	15	33	3-4
2016	54-54	.376	226	44	85	15	3	5	40	14	42	10-13
2017												
<b>Totals</b>	<b>106-106</b>	<b>.348</b>	<b>443</b>	<b>71</b>	<b>154</b>	<b>27</b>	<b>4</b>	<b>7</b>	<b>68</b>	<b>29</b>	<b>75</b>	<b>13-17</b>

### SEC Games

Year	GP-GS	Avg.	AB	R	H	2B	3B	HR	RBI	BB	SO	SB-A
2015	29-29	.296	125	16	37	8	1	1	15	8	22	0-0
2016	28-28	.364	121	22	44	8	2	1	15	4	24	3-5
2017												
<b>Totals</b>	<b>57-57</b>	<b>.329</b>	<b>246</b>	<b>38</b>	<b>81</b>	<b>16</b>	<b>3</b>	<b>2</b>	<b>30</b>	<b>12</b>	<b>46</b>	<b>3-5</b>

### Miscellaneous

Year	SAC	SF	HBP	OBP	SLG	PO	A	E	FLD
2015	1	4	5	.369	.410	512	29	1	.998
2016	1	3	5	.419	.535	501	31	1	.998
2017									
<b>Totals</b>	<b>2</b>	<b>7</b>	<b>10</b>	<b>.395</b>	<b>.474</b>	<b>1013</b>	<b>60</b>	<b>2</b>	<b>.998</b>





# #21 • JUSTIN LEWIS • RHP

6-7 • 195 • R-So. • R/R • Suwanee, Ga. (Greater Atlanta Christian)

- 2016 Freshman All-America

(Collegiate Baseball)

- SEC No. 22 2017 draft prospect

(D1 Baseball)

- 2015 Perfect Game League All-Star (SP)

- 19th round draft pick in 2014 (Padres)

## SUMMER

Played for the Hyannis Harbor Hawks of the prestigious Cape Cod League...Appeared in nine games with three starts...Finished with an 0-1 record and 4.78 earned run average in 26.1 innings pitched...Allowed just 22 hits and struck out 29...Got stronger as the summer went on... Best game came as a starter, yielding just one run on two hits and striking out eight in 6.0 innings... Team made the CCL playoffs.

## 2016

Posted a 2-0 record with a 2.08 earned run average and four saves in 21 games...Served as the Cats' setup man for much of the season...Struck out 25 batters and gave up just 25 hits in 30 1/3 innings of work...Held opposing hitters to a .221 batting average against...His 2.08 ERA was the second-lowest on the team (Zach Strecker, 1.84) by pitchers with multiple appearances on the season...Did not give up an earned run in 17 of 21 appearances...Struck out three batters in 3 1/3 scoreless innings to earn a save against No. 1 Florida on Mar. 26...Earned a save on Mar. 20 with four scoreless innings on the road against Georgia...Recorded multiple strikeouts six times.

## APPEARANCES

Date	Opponent	Dec.	IP	H	R	ER	BB	SO	2B	3B	HR	NP
2.17	at North Carolina											

## EXTENDED STATS

	2017	CAR
Quality Starts	0	0
Saves	0	4
Inherited Runners/Scored	0/0	18/8
WHIP	0.00	1.15
Scoreless Appearances	0	17

## CAREER HIGHS

Innings	3.1, 2x, last vs. Florida (3/26/16)
Strikeouts	4 vs. USC Upstate (3/11/16)
Pitches Thrown	57 at Georgia (3/20/16)
Cons. Scoreless App.	10 (3/6/16-4/17/16)

## SEASON HIGHS

Innings	
Strikeouts	
Pitches Thrown	
Cons. Scoreless App.	




## Career Stats

### All Games

Year	G-GS	W-L	ERA	SV	CG	SH	IP	H	R	ER	BB	SO
2016	21-0	2-0	2.08	4	0	0	30.1	25	7	7	10	25
2017												
<b>Totals</b>	<b>21-0</b>	<b>2-0</b>	<b>2.08</b>	<b>4</b>	<b>0</b>	<b>0</b>	<b>30.1</b>	<b>25</b>	<b>7</b>	<b>7</b>	<b>10</b>	<b>25</b>

### SEC Games

Year	G-GS	W-L	ERA	SV	CG	SH	IP	H	R	ER	BB	SO
2016	8-0	0-0	0.73	3	0	0	12.1	8	1	1	3	8
2017												
<b>Totals</b>	<b>8-0</b>	<b>0-0</b>	<b>0.73</b>	<b>3</b>	<b>0</b>	<b>0</b>	<b>12.1</b>	<b>8</b>	<b>1</b>	<b>1</b>	<b>3</b>	<b>8</b>



# #24 • BRETT MARSHALL • RHP

6-3 • 225 • Fr. • R/R • Louisville, Ky. (Trinity)

## APPEARANCES

Date	Opponent	Dec.	IP	H	R	ER	BB	SO	2B	3B	HR	NP
2.17	at North Carolina											

## OUTLOOK

One of the best pitchers in the state of Kentucky last year who will slot in as one of the Wildcats' mid-week starters along with fellow freshman Zack Thompson...Fastball sits in the upper-80s but looks faster thanks to a three-pitch arsenal...Really understands how to pitch...Even-keeled demeanor that doesn't lend itself to being rattled or sped up on the mound...Brother, Tyler, is an infielder/outfielder on the team.

## EXTENDED STATS

	2017	CAR
Quality Starts		
Saves	0	0
Inherited Runners/Scored	0/0	0
WHIP	0.00	0
Scoreless Appearances	0	0

## SEASON/CAREER HIGHS

Innings  
Strikeouts  
Pitches Thrown  
Cons. Scoreless App.



## Career Pitching Stats

### All Games

Year	G-GS	W-L	ERA	SV	CG	SH	IP	H	R	ER	BB	SO
2017												
<b>Totals</b>	<b>0-0</b>	<b>0-0</b>	<b>0.00</b>	<b>0</b>	<b>0</b>	<b>0</b>	<b>0.0</b>	<b>0</b>	<b>0</b>	<b>0</b>	<b>0</b>	<b>0</b>

### SEC Games

Year	G-GS	W-L	ERA	SV	CG	SH	IP	H	R	ER	BB	SO
2017												
<b>Totals</b>	<b>0-0</b>	<b>0-0</b>	<b>0.00</b>	<b>0</b>	<b>0</b>	<b>0</b>	<b>0.0</b>	<b>0</b>	<b>0</b>	<b>0</b>	<b>0</b>	<b>0</b>



# #25 • GUNNAR McNEILL • 1B/RHP

6-2 • 230 • Sr. • R/R • Orlando, Fla. (West Orange/FIU/Chipola CC)

## GAME-BY-GAME STATS

Date	Opponent	GS	AB	R	H	RBI	2B	3B	HR	BB	SB	CS	HBP	K
2.17	at North Carolina													

- SEC First-Year Academic Honor Roll (2016)
- 2014 Valley League All-Star (1B)
- 2014 Valley League Hitter of the Year

## SUPERLATIVES 2017 CAR

Multi-Hit Games	14
Multi-RBI Games	11
Game-Winning RBI	3

## SEASON HIGHS

Hits  
RBI  
Runs  
Hitting Streak

## CAREER HIGHS

Hits	4, vs. Buffalo (3/15/16)
RBI	3, 5x, last at Georgia (3/19/16)
Runs Scored	2, 4x, last at Tennessee (4/3/16)
Hitting Streak	23 (2/28/16-4/3/16)

## SUMMER 2016

Played in 52 games with the Kenosha Kingfish of the Northwoods League...Batted .281 with nine doubles, a home run and 16 walks...Scored 22 runs, had 18 runs batted in and stole three bases.

## Career Stats

### All Games (Hitting)

Year	GP-GS	Avg.	AB	R	H	2B	3B	HR	RBI	BB	SO	SB-A
*2014	41-14	.280	50	10	14	3	0	1	10	7	7	0-0
2016	56-55	.249	221	25	55	8	0	5	38	11	41	1-1
2017												
<b>Totals</b>	<b>97-69</b>	<b>.255</b>	<b>271</b>	<b>35</b>	<b>69</b>	<b>11</b>	<b>0</b>	<b>6</b>	<b>48</b>	<b>18</b>	<b>48</b>	<b>1-1</b>

\*at Florida International

## STARTS BY POSITION

1B	DH
2016 - 4	2016 - 51
2017 - 0	2017 - 0

## SEC Games

Year	GP-GS	Avg.	AB	R	H	2B	3B	HR	RBI	BB	SO	SB-A
2016	29-28	.222	117	10	26	4	0	2	15	5	28	0-0
2017												
<b>Totals</b>	<b>29-28</b>	<b>.222</b>	<b>117</b>	<b>10</b>	<b>26</b>	<b>4</b>	<b>0</b>	<b>2</b>	<b>15</b>	<b>5</b>	<b>28</b>	<b>0-0</b>

## Miscellaneous

Year	SAC	SF	HBP	OBP	SLG	PO	A	E	FLD
*2014	1	0	1	.379	.400	99	11	4	.965
2016	1	1	2	.289	.353	38	1	0	1.000
2017									
<b>Totals</b>	<b>2</b>	<b>1</b>	<b>3</b>	<b>.308</b>	<b>.362</b>	<b>137</b>	<b>12</b>	<b>4</b>	<b>.973</b>

\*at Florida International

## 2017 STARTS BY BATTING ORDER

No. 1: -  
No. 2: -  
No. 3: -  
No. 4: -  
No. 5: -  
No. 6: -  
No. 7: -  
No. 8: -  
No. 9: -

## All Games (Pitching)

Year	G-GS	W-L	ERA	SV	CG	SH	IP	H	R	ER	BB	SO
*2014	15-0	1-2	2.05	1	0	0	26.1	18	10	6	10	19
2016	1-0	0-0	0.00	0	0	0	1.0	0	0	0	0	1
2017												
<b>Totals</b>	<b>16-0</b>	<b>1-2</b>	<b>1.98</b>	<b>1</b>	<b>0</b>	<b>0</b>	<b>27.1</b>	<b>18</b>	<b>10</b>	<b>6</b>	<b>10</b>	<b>20</b>

\*at Florida International





# #28 • LOGAN SALOW • LHP

6-1 • 185 • Sr. • L/L • Ashland, Ky. (Paul G. Blazer)

## APPEARANCES

Date	Opponent	Dec.	IP	H	R	ER	BB	SO	2B	3B	HR	NP
2.17	at North Carolina											

• SEC Academic Honor Roll (2016, 2015)

## SUMMER

Appeared in 11 games with the St. Cloud Rox of the Northwoods League as a teammate of fellow Wildcat Marcus Carson... Started 10 games...Posted a 4-3 record with a 3.99 earned run average in 56.1 innings pitched...Peripheral statistics were terrific, as opponents hit just .208 and he struck out 70...Pitched 6.0 innings, gave up five hits, one walk and struck out nine in a victory in the NWL playoffs...Appeared in both the NWL All-Star Game and MLB Dreams Game.

## 2016

Appeared in 18 games as a key bullpen weapon...Posted a 1-1 record with a 3.22 earned run average in 22.1 innings of work...Held opponents to a .204 batting average and struck out 26...Was absolutely dominant against Buffalo on 3/6, striking out a career-high nine batters and yielding just one hit in 4.2 innings...Pitched three scoreless innings to earn the victory against Xavier on 3/30...Finished the season with five consecutive scoreless outings, including 3.0 total innings against No. 1 South Carolina.

## EXTENDED STATS

	2017	CAR
Saves	0	4
Inherited Runners/Scored	0/0	64/20
WHIP	0.00	1.51
Scoreless Appearances	0	40

## CAREER HIGHS

Innings	6.0 vs. Louisville (6/1/14)
Strikeouts	9 vs. Buffalo (3/6/16)
Pitches Thrown	94 vs. Louisville (6/1/14)
Cons. Scoreless App.	8 (4/24/15-5/16/15)

## SEASON HIGHS

Innings
Strikeouts
Pitches Thrown
Cons. Scoreless App.



## Career Stats

### All Games

Year	G-GS	W-L	ERA	SV	CG	SH	IP	H	R	ER	BB	SO
2014	23-2	2-4	4.65	1	0	0	31.0	35	20	16	13	27
2015	23-2	1-1	5.32	3	0	0	23.2	26	14	14	11	27
2016	18-0	1-1	3.22	0	0	0	22.1	16	11	8	15	26
2017												
<b>Totals</b>	<b>64-4</b>	<b>3-5</b>	<b>4.44</b>	<b>4</b>	<b>0</b>	<b>0</b>	<b>77.0</b>	<b>77</b>	<b>45</b>	<b>38</b>	<b>39</b>	<b>80</b>

### SEC Games

Year	G-GS	W-L	ERA	SV	CG	SH	IP	H	R	ER	BB	SO
2014	10-0	0-2	9.00	1	0	0	7.0	10	8	7	3	3
2015	12-0	0-1	7.04	2	0	0	7.2	11	6	6	4	11
2016	7-0	0-0	3.00	0	0	0	6.0	4	4	2	6	5
2017												
<b>Totals</b>	<b>29-0</b>	<b>0-3</b>	<b>6.53</b>	<b>3</b>	<b>0</b>	<b>0</b>	<b>20.2</b>	<b>25</b>	<b>18</b>	<b>15</b>	<b>13</b>	<b>19</b>



# #30 • SEAN HJELLE • RHP

6-11 • 215 • So. • R/R • White Bear Lake, Minn. (Mahtomedi)

## APPEARANCES

Date	Opponent	Dec.	IP	H	R	ER	BB	SO	2B	3B	HR	NP
2.17	at North Carolina											

- SEC No. 9 2018 draft prospect (D1 Baseball)
- 2016 Freshman All-America (*Collegiate Baseball*)
- 2016 Freshman All-SEC
- 2016 SEC Co-Freshman of the Week (5/9/16)
- SEC First-Year Academic Honor Roll (2016)

## Summer

Appeared in eight games with the Elmira Pioneers of the Perfect Game League...Made eight starts, posting a 3-1 record with a 3.06 earned run average in 44.0 innings...Gave up just 31 hits and struck out 42...Was sensational in last three starts, giving up one run, eight hits and striking out 23 in 24.0 innings...Threw a complete game shutout in the PGL playoffs, giving up just two hits and striking out six.

## 2016

Served as Kentucky's closer for much of the season...Had eight saves, tying for third on the school's all-time single-season list with Alex Phillips (2012) and Paul Morse (1993) behind Trevor Gott's 12 saves in 2013...The eight saves are a UK freshman record and rank 11th on the UK career saves list...Was named Co-SEC Freshman of the Week after entering in the ninth inning and tossing four scoreless innings in the Cats' series-clinching extra-inning victory over No. 2 South Carolina...Ranked third on the pitching staff in wins with a record of 4-1...Struck out 29 batters in just 21 2/3 innings...Appeared in 21 games...Did not yield an earned run in 16 of those appearances and only gave up more than one earned run twice.

## EXTENDED STATS

	2017	CAR
Quality Starts	0	0
Saves	0	8
Inherited Runners/Scored	0/0	9/5
WHIP	0.00	1.75
Scoreless Appearances	0	14

## CAREER HIGHS

Innings	4.0 vs. South Carolina (5/8/16)
Strikeouts	5 vs. South Carolina (5/8/16)
Pitches Thrown	67 vs. South Carolina (5/8/16)
Cons. Scoreless App.	6 (2/27/16-4/8/16)

## SEASON HIGHS

Innings
Strikeouts
Pitches Thrown
Cons. Scoreless App.



## Career Stats

### All Games

Year	G-GS	W-L	ERA	SV	CG	SH	IP	H	R	ER	BB	SO
2016	21-0	4-1	3.74	8	0	0	21.2	25	11	9	11	29
2017												
<b>Totals</b>	<b>21-0</b>	<b>4-1</b>	<b>3.74</b>	<b>8</b>	<b>0</b>	<b>0</b>	<b>21.2</b>	<b>25</b>	<b>11</b>	<b>9</b>	<b>11</b>	<b>29</b>

### SEC Games

Year	G-GS	W-L	ERA	SV	CG	SH	IP	H	R	ER	BB	SO
2016	12-0	4-1	5.79	4	0	0	14.0	20	10	9	7	15
2017												
<b>Totals</b>	<b>12-0</b>	<b>4-1</b>	<b>5.79</b>	<b>4</b>	<b>0</b>	<b>0</b>	<b>14.0</b>	<b>20</b>	<b>10</b>	<b>9</b>	<b>7</b>	<b>15</b>







# #39 • ZACH LOGUE • LHP

6-0 • 185 • Jr. • L/L • Mason, Ohio (Moeller)

## APPEARANCES

Date	Opponent	Dec.	IP	H	R	ER	BB	SO	2B	3B	HR	NP
2.17	at North Carolina											

- SEC No. 34 2017 draft prospect (D1 Baseball)
- SEC Academic Honor Roll (2016)
- 2015 Perfect Game League Pitcher of the Year
- 2015 Perfect Game League All-Star (SP)
- 2015 SEC Freshman of the Week (4/19/15)
- SEC First-Year Academic Honor Roll (2015)

## Summer

Appeared in 18 games with the Orleans Firebirds of the renowned Cape Cod League...Worked exclusively as a reliever...Became lights out weapon out of the bullpen, posting a 1.97 earned run average in 27.1 innings pitched...Allowed 26 hits and struck out 26 hitters...Gave up two earned runs in first appearance and just a total of four over his final 17 outings.

## 2016

Appeared in 17 games, nine of which he started...Recorded a 3-1 record with 2.26 earned run average in 44.2 innings pitched on the season...Struck out 36 batters and held opponents to a .241 batting average...Became UK's top midweek starter last season, drawing the assignment in both games against Louisville and also at Indiana...Gave up just one earned run in each of those three starts...Started the SEC Tournament game against Alabama, giving up three runs in 5.2 innings while striking out two...Recorded a career-high seven strikeouts against Miami (Ohio) on 4/27 and matched that total against Murray State on 5/17...Picked up a win in relief at Georgia on 3/20 with a scoreless inning of work...Threw 5.0 innings and gave up just one run at Louisville on 4/19...Yielded just two home runs.

## EXTENDED STATS

	2017	CAR
Quality Starts	0	0
Inherited Runners/Scored	0/0	24/10
WHIP	0.00	1.28

## CAREER HIGHS

Innings	6.2 vs. Murray State (3/3/15)
Strikeouts	7, 2x, last vs. Miami (Ohio) (4/27/16)
Pitches Thrown	107 vs. Murray State (3/3/15)

## SEASON HIGHS

Innings
Strikeouts
Pitches Thrown



## Career Stats

### All Games

Year	G-GS	W-L	ERA	SV	CG	SH	IP	H	R	ER	BB	SO
2015	19-3	2-2	5.18	1	0	0	33.0	38	22	19	7	24
2016	17-9	3-2	2.68	0	0	0	50.1	48	20	15	14	38
2017												
<b>Totals</b>	<b>36-12</b>	<b>5-4</b>	<b>3.67</b>	<b>1</b>	<b>0</b>	<b>0</b>	<b>83.1</b>	<b>86</b>	<b>42</b>	<b>34</b>	<b>21</b>	<b>62</b>

### SEC Games

Year	G-GS	W-L	ERA	SV	CG	SH	IP	H	R	ER	BB	SO
2015	8-0	1-0	7.24	1	0	0	13.2	15	11	11	4	6
2016	3-0	1-0	0.00	0	0	0	2.1	2	0	0	0	2
2017												
<b>Totals</b>	<b>11-0</b>	<b>2-0</b>	<b>6.19</b>	<b>1</b>	<b>0</b>	<b>0</b>	<b>16.0</b>	<b>17</b>	<b>11</b>	<b>11</b>	<b>4</b>	<b>8</b>



# #40 • ZACH REKS • OF

6-2 • 190 • Sr. • L/R • Orland, Ill. (Carl Sandburg/Air Force Academy)

## GAME-BY-GAME STATS

Date	Opponent	GS	AB	R	H	RBI	2B	3B	HR	BB	SB	CS	HBP	K
2.17	at North Carolina													

## SUPERLATIVES 2017 CAR

Multi-Hit Games	11
Multi-RBI Games	3
Game-Winning RBI	2

## SEASON HIGHS

Hits  
RBI  
Runs  
Hitting Streak

## CAREER HIGHS (AT KENTUCKY)

Hits	3, 3x, last at Tennessee (4/3/16)
RBI	2, at Tennessee (4/3/16)
Runs Scored	3, vs. Morehead State (3/22/16)
Hitting Streak	10 (4/30/16-5/20/16)

## SUMMER 2016

Appeared in 36 games with the DeLand Suns of the Florida Collegiate League...Hit .256 with five doubles, one triple, one home run and 15 walks...Had 11 of the Suns' 36 team steals...Scored 25 runs and knocked in 14 RBI...Team made the FCL playoffs.

## STARTS BY POSITION

LF	CF	RF
2016 - 33	2016 - 0	2016 - 9
2017 - 0	2017 - 0	2017 - 0

## 2017 STARTS BY BATTING ORDER

No. 1:	-
No. 2:	-
No. 3:	-
No. 4:	-
No. 5:	-
No. 6:	-
No. 7:	-
No. 8:	-
No. 9:	-

## Career Stats

### All Games

Year	GP-GS	Avg.	AB	R	H	2B	3B	HR	RBI	BB	SO	SB-A
*2013	37-21	.210	100	10	21	5	1	0	8	2	18	2-3
2016	53-42	.331	154	27	51	5	0	7	22	22	20	3-5
2017												
<b>Totals</b>	<b>110-99</b>	<b>.283</b>	<b>254</b>	<b>37</b>	<b>72</b>	<b>10</b>	<b>1</b>	<b>7</b>	<b>30</b>	<b>24</b>	<b>38</b>	<b>5-8</b>

### SEC Games

Year	GP-GS	Avg.	AB	R	H	2B	3B	HR	RBI	BB	SO	SB-A
2016	30-27	.316	95	16	30	1	0	5	12	13	13	2-3
2017												
<b>Totals</b>	<b>30-27</b>	<b>.316</b>	<b>95</b>	<b>16</b>	<b>30</b>	<b>1</b>	<b>0</b>	<b>5</b>	<b>12</b>	<b>13</b>	<b>13</b>	<b>2-3</b>

### Miscellaneous

Year	SAC	SF	HBP	OBP	SLG	PO	A	E	FLD
*2013	1	1	1	.231	.280	18	2	1	.952
2016	8	1	4	.425	.500	83	4	1	.989
2017									
<b>Totals</b>	<b>9</b>	<b>2</b>	<b>5</b>	<b>.349</b>	<b>.413</b>	<b>101</b>	<b>6</b>	<b>1</b>	<b>.980</b>

\*at Air Force Academy



# #42 • BRAD SCHAE NZER • LHP

6-2 • 205 • Jr. • R/L • Oxford, Mich. (Lake Orion Community)

## APPEARANCES

Date	Opponent	Dec.	IP	H	R	ER	BB	SO	2B	3B	HR	NP
2.17	at North Carolina											

## SUMMER

Appeared in 11 games as a member of the Willmar Stingers of the Northwoods League...Was teammate of fellow Wildcats Luke Becker and Kole Cottam...Started eight games and came out of the bullpen in three...Finished the summer 4-1 with a 4.32 earned run average and 35 strikeouts in 50.0 IP...Was lights out over his final four starts: 4-0, 1.73 ERA...Statistics skewed by one bad start early in the summer.

## 2016

Appeared in 11 games, all as a reliever... Was 0-1 with a 6.10 earned run average in 10.1 innings pitched...Yielded 14 hits, nine runs and seven earned runs, while walking seven batters...Struck out 13, giving him more than a strikeout per inning (1.3)... Recorded a season-high three strikeouts against Miami (Ohio) on 4/27...Pitched a season-high 3.0 innings against Northern Kentucky on 3/29...Did not allow a run in seven of his 11 appearances...Threw 1.1 innings vs. Louisville on 4/13, striking out two and giving up only one hit...Stranded five of the nine runners he inherited.

## EXTENDED STATS

	2017	CAR
Saves	0	0
Inherited Runners/Scored	0/0	23/10
WHIP	0.00	1.54
Scoreless Appearances	0	40

## CAREER HIGHS

Innings	6.0 vs. Louisville (6/1/14)
Strikeouts	5 at UNC Wilmington (2/15/14)
Pitches Thrown	94 vs. Louisville (6/1/14)
Cons. Scoreless App.	3 (3/4/16-3/9/16)

## SEASON HIGHS

Innings	
Strikeouts	
Pitches Thrown	
Cons. Scoreless App.	



## Career Stats

### All Games

Year	G-GS	W-L	ERA	SV	CG	SH	IP	H	R	ER	BB	SO
2015	14-1	1-0	4.50	0	0	0	24.0	24	13	12	8	18
2016	11-0	0-1	6.10	0	0	0	10.1	14	9	7	7	13
2017												
<b>Totals</b>	<b>25-1</b>	<b>1-1</b>	<b>4.98</b>	<b>0</b>	<b>0</b>	<b>0</b>	<b>34.1</b>	<b>38</b>	<b>22</b>	<b>19</b>	<b>15</b>	<b>31</b>

### SEC Games

Year	G-GS	W-L	ERA	SV	CG	SH	IP	H	R	ER	BB	SO
2015	5-0	0-0	23.62	0	0	0	2.2	7	7	7	4	2
2016	2-0	0-0	18.00	0	0	0	1.0	3	2	2	1	1
2017												
<b>Totals</b>	<b>7-0</b>	<b>0-0</b>	<b>22.09</b>	<b>0</b>	<b>0</b>	<b>0</b>	<b>3.2</b>	<b>10</b>	<b>9</b>	<b>9</b>	<b>5</b>	<b>3</b>



# #45 • MARK DOERRIES • RHP

6-3 • 225 • Fr. • R/R • Louisville, Ky. (Trinity)

## APPEARANCES

Date	Opponent	Dec.	IP	H	R	ER	BB	SO	2B	3B	HR	NP
2.17	at North Carolina											

## OUTLOOK

Junior college transfer was one of the new coaching staff's first signees...Big frame... Has a lot of deception in his delivery and hides the ball well from batters...Fastball sits low 90s with a nice slider mixed in... Will battle for role in the Wildcats' bullpen.

## EXTENDED STATS

	2017	CAR
Quality Starts		
Saves	0	0
Inherited Runners/Scored	0/0	0
WHIP	0.00	0
Scoreless Appearances	0	0

## SEASON/CAREER HIGHS

Innings  
Strikeouts  
Pitches Thrown  
Cons. Scoreless App.



## Career Pitching Stats

### All Games

Year	G-GS	W-L	ERA	SV	CG	SH	IP	H	R	ER	BB	SO
2017												
Totals	0-0	0-0	0.00	0	0	0	0.0	0	0	0	0	0

### SEC Games

Year	G-GS	W-L	ERA	SV	CG	SH	IP	H	R	ER	BB	SO
2017												
Totals	0-0	0-0	0.00	0	0	0	0.0	0	0	0	0	0





# #52 • ZACH POP • RHP

6-4 • 220 • Jr. • R/R • Brampton, Ontario, Canada (Notre Dame Catholic)

## APPEARANCES

Date	Opponent	Dec.	IP	H	R	ER	BB	SO	2B	3B	HR	NP
2.17	at North Carolina											

- Preseason Top 100 College Prospects, No. 74 (*Baseball America*)
- Preseason Top 100 College Prospects, No. 69 (D1 Baseball)
- SEC No. 19 2017 draft prospect (D1 Baseball)
- SEC Academic Honor Roll (2016)
- SEC First-Year Academic Honor Roll (2015)

## SUMMER

Appeared in nine games with the Wareham Gatemen of the Cape Cod League...Had another strong summer to catch scouts' eyes...Started six games and appeared out of the bullpen in three...Finished with a 2-3 record and 4.45 earned run average in 31.2 innings of work, giving up 31 hits and striking out 26...Struck out at least three batters in six of nine appearances... Team made the CCL playoffs.

## 2016

Appeared in 19 games...Started six midweek games for the Wildcats, five of them before the calendar turned to April...Was 0-2 with a 5.09 earned run average in 35.1 innings pitched... Batters hit .273 against him...Settled in as a reliever the second half of the season...Had a 4.35 ERA in 10.1 innings against SEC competition... Allowed just one of seven inherited runners to score...Set career-high for innings (4.0) and strikeouts (4) against Northern Kentucky on 3/29...Season statistics skewed by rough outing against Western Kentucky on 3/15 when he allowed six earned runs in 1.1 innings...Allowed just one home run on the season.

## EXTENDED STATS

	2017	CAR
Saves	0	0
Inherited Runners/Scored	0/0	18/7
WHIP	0.00	1.52
Scoreless Appearances	0	10

## CAREER HIGHS

Innings	4.0, 2x, last vs. Northern Kentucky (3/29/16)
Strikeouts	4, 2x, last vs. Northern Kentucky (3/29/16)
Pitches Thrown	65, vs. Northern Kentucky (3/29/16)
Cons. Scoreless App.	3 (4/23/16-4/29/16)

## SEASON HIGHS

Innings	
Strikeouts	
Pitches Thrown	
Cons. Scoreless App.	



## Career Stats

### All Games

Year	G-GS	W-L	ERA	SV	CG	SH	IP	H	R	ER	BB	SO
2015	11-2	0-0	4.50	0	0	0	16.0	20	14	8	9	7
2016	19-6	0-2	5.21	0	0	0	38.0	36	25	22	17	24
2017												
<b>Totals</b>	<b>30-8</b>	<b>0-2</b>	<b>5.00</b>	<b>0</b>	<b>0</b>	<b>0</b>	<b>54.0</b>	<b>56</b>	<b>39</b>	<b>30</b>	<b>26</b>	<b>31</b>

### SEC Games

Year	G-GS	W-L	ERA	SV	CG	SH	IP	H	R	ER	BB	SO
2015	3-0	0-0	3.00	0	0	0	3.0	3	1	1	2	3
2016	6-0	0-0	4.35	0	0	0	10.1	7	5	5	6	5
2017												
<b>Totals</b>	<b>9-0</b>	<b>0-0</b>	<b>4.05</b>	<b>0</b>	<b>0</b>	<b>0</b>	<b>13.1</b>	<b>10</b>	<b>6</b>	<b>6</b>	<b>8</b>	<b>8</b>