



KENTUCKY SOFTBALL 2017 | VS. ARKANSAS | WEEK 7

UK Media Relations | 338 Lexington Ave, Lexington, KY, 40508 | www.UKathletics.com
Softball Contact: Chris Shoals | Office: (859) 257-8437 | Cell: (513) 312-2489 | cmsh223@uky.edu
Twitter: @UKSoftball, @UKCoachLawson, @UKAthletics

2017 SCHEDULE/RESULTS

Date	Opponent	Time (all ET)/Result
Feb. 10	vs. Florida A&M^	W, 4-2
Feb. 10	vs. (RV) Pittsburgh^	L, 3-1
Feb. 11	vs. (RV) Pittsburgh^	L, 6-3
Feb. 11	at (RV) Central Florida^	W, 6-3
Feb. 12	vs. Florida A&M^	W, 3-0
Feb. 15	at #5 UCLA	L, 6-2
Feb. 15	at #5 UCLA	W, 2-1 (11)
Feb. 17	vs. UC - Davis \$	W, 4-1
Feb. 17	vs. #7 Oregon \$	L, 5-4
Feb. 18	vs. Cal State Northridge\$	Cancelled (weather)
Feb. 24	vs. UConn %	W, 4-2
Feb. 24	vs. Florida A&M %	W, 2-0
Feb. 25	vs. Memphis %	W, 9-1 (5)
Feb. 25	at (RV) Florida Atlantic %	W, 6-2
Feb. 26	vs. Memphis %	W, 12-0 (5)
March 3	vs. Northern Illinois @	W, 2-0
March 3	at Southern Illinois @	W, 7-1
March 4	vs. University of Illinois at Chicago @	W, 6-2
March 9	DAYTON #	W, 1-0
March 10	EVANSVILLE #	W, 4-1
March 10	DREXEL #	W, 9-1
March 11	KENT STATE #	W, 2-0
March 12	#15 MICHIGAN #	W, 5-1
March 18	at #16 Georgia* [SEC Network]	W, 2-1
March 19	at #16 Georgia* [SEC Network]	L, 7-5
March 20	at #16 Georgia* [SEC Network]	L, 3-1
March 24	ARKANSAS*	6 pm
March 25	ARKANSAS*	3 pm
March 26	ARKANSAS*	1 pm
March 29	at Northern Kentucky	4 pm
March 31	at Ole Miss*	7 pm
April 1	at Ole Miss* [ESPNU]	4 pm
April 2	at Ole Miss* [SEC Network]	2 pm
April 5	WESTERN KENTUCKY [SEC Network]	7 pm
April 7	TENNESSEE*	6 pm
April 8	TENNESSEE*	3 pm
April 9	TENNESSEE*	1 pm
April 11	MARSHALL	6 pm
April 12	at Louisville	6 pm
April 14	FLORIDA*	6 pm
April 15	FLORIDA*	3 pm
April 16	FLORIDA*	1 pm
April 19	at Indiana	6 pm
April 21	at Missouri*	7:30 pm
April 22	at Missouri*	3 pm
April 23	at Missouri*	1 pm
April 25	at Eastern Kentucky	6 pm
April 26	at UT-Martin	5 pm
April 28	TEXAS A&M*	6 pm
April 29	TEXAS A&M* [SEC Network]	3 pm
April 30	TEXAS A&M*	1 pm
May 5	at Mississippi State* [Bases Loaded]	7:30 pm
May 6	at Mississippi State* [SEC Network]	4 pm
May 7	at Mississippi State*	2 pm
May 10-13	2017 SEC Tournament &	Knoxville, Tenn
May 18-21	NCAA Regionals (TBD)	TBA
May 25-28	NCAA Super Regionals (TBD)	TBA
May 31-June 6	Women's College World Series (Oklahoma City)	

KENTUCKY OPENS HOME SEC SLATE WITH HOGS

The No. 17/18 Kentucky softball teams opens its Southeastern Conference home slate of games this weekend in Lexington, hosting the No. 24/22 Arkansas Razorbacks for a three-game series set to kick off on Friday night at 6 p.m. ET. All three games of the weekend will be shown live on the SEC Network+, ESPN3 and the WatchESPN app with Saturday and Sunday's games being called by Dave Baker (pxp) and former head coach Carol Bruggeman (color).

Kentucky is coming off a 2-1 series defeat down in Athens against No. 16 Georgia. The Wildcats took the opening game in a pitcher's dual on Saturday afternoon, but dropped the final two games of the series to exit its opening SEC weekend 1-2. Kentucky was on a bye for the first weekend of SEC play and has only played one league series to this point.

Meagan Prince got her third top-20 win of the season for the Wildcats in the circle on Saturday afternoon, throwing a one-run gem over seven innings in the 2-1 win over the Bulldogs. The win for UK was its first in Athens since 2007 and head coach Rachel Lawson's first win as Kentucky's head coach at Jack Turner Stadium.

Offensively, Kentucky remains amongst the nation's best at stolen bases, with 53 this season, which is good for 18th in the NCAA. UK as a team is hitting .303 on the season and has hit 23 home runs with Rachael Metzger leading the offense with six long balls on the season. Abbey Cheek leads UK in batting average, at .368.



KENTUCKY WILDCATS (17/18)

2017 Record: 19-6, 1-2 SEC
Ranking: 18 (USA Today/NFCA) | 17 (ESPN.com/USA Softball)
Coach: Rachel Lawson (UMASS, 1994)
Career: 431-301 (13th season)
At UK: 341-219, 108-126 SEC (10th season)



ARKANSAS RAZORBACKS (24/22)

2017 Record: 21-6, 2-4 SEC
Ranking: 24 (USA Today/NFCA) | 22 (ESPN.com/USA Softball)
Coach: Courtney Deifel (California - Berkley, 2003)
Career: 58-64 (3rd season)
At Arkansas: 31-37, (2nd season)

CAT SCRATCHES

* Rachel Lawson is in her tenth season at the helm of the UK softball program and already ranks as the winningest head coach in school history. She became the first coach in UK history with 300 wins at UK with a 3-1 win over Ole Miss on Saturday, March 19. She was named SEC Coach of the Year this season for the first time in her career.

* UK's loss to Georgia on Sunday, March 19 snapped a school-record 14-game winning streak.

* Kentucky has three wins over top-20 teams, including at #5 UCLA, vs. #15 Michigan and at #16 Georgia.

* The Wildcats currently are 18th in the NCAA with 53 stolen bases after being ranked 124th nationally in that category a season ago.

* Rachel Lawson has four pitchers who have all thrown over 25 innings this season.

* UK's series loss to UGA was its first SEC series dropped since at #4 Alabama a season ago (2-1).

* Kentucky returns three of its four pitchers, in Meagan Prince, Shannon Smith and Erin Rethlake.

* The Wildcats have made every NCAA Tournament since 2009.

* UK is one of 20 teams in the nation with eight-straight NCAA Tournament appearances.

All times Eastern and subject to change; Home games in bold; * denotes SEC game; ^ Denotes UCF Invitational; \$ denotes Mary Nutter Classic; % denotes FAU Invite; @ denotes Coach B Classic; # denotes John Cropp Classic; & denotes SEC Tournament



KENTUCKY SOFTBALL 2017 | VS. ARKANSAS | WEEK 7

2017 KENTUCKY ALPHABETICAL ROSTER

No.	Name	Position	Class/EXP	Bats/Throws	Hometown (High School/Last College)
42	Brynlee Bigelow	IF/OF	Fr.	R/R	Somerset, Ky./Somerset Independent HS
11	Abbey Cheek	Utility	So.	R/R	Inman, S.C./Chapman HS
19	Kelsee Henson	Outfield	So.	L/R	Paducah, Ky./McCracken County HS
25	Brooklin Hinz	Outfield	Jr.	R/R	Olathe, Kan./St. Thomas Aquinas HS
21	Hannah Huffman	Outfield	So.	L/R	Lebanon, Ohio/Lebanon HS
88	Kaila Johnson	IF/OF	Fr.	R/R	Covington, Ga./Alcovy HS
24	Madison Kearschner	Outfield	So.	R/R	Louisville, Ky./Ballard HS
33	Alex Martens	Infield	Fr.	L/R	McHenry, Ill./McHenry West HS
7	Morgan McCallum	Infield	Fr.	R/R	Mesquite, Texas/Horn HS
44	Rachael Metzger	Catcher/Infield	Jr.	R/R	Bakersfield, Calif./Garces Memorial HS
22	Kierston Moore	Infield	Fr.	R/R	Marietta, Ga./Spratberry HS
5	Meagan Prince	LHP	Sr.	L/L	Martin, Tenn./Westview HS
1	Sarah Rainwater	Outfield	So.	R/R	Nicholasville, Ky./East Jessimine HS
9	Breanne Ray	Outfield	Sr.	L/L	Benton, Ky./Marshall County HS
23	Katie Reed	Infield	So.	R/R	St. Louis, Mo./Oakville HS
8	Erin Rethlake	Utility	Jr.	L/L	Huntington, Ind./Huntington HS
28	Ashley Ruiz	RHP	Fr.	R/R	Aliso Viejo, Calif./Palm Aliso Niguel HS
6	Jenny Schaper	Catcher	So.	R/R	St. Louis, Mo./Lutheran HS
3	Shannon Smith	RHP	Sr.	R/R	Milford, Mass./Milford HS
30	Larissa Spellman	RHP	Fr.	R/R	Butler, N.J./Butler HS
2	Bailey Vick	Outfield	Fr.	R/R	Paducah, Ky./McCracken Co. HS

2017 KENTUCKY NUMERICAL ROSTER

No.	Name	Position	Class/EXP	Bats/Throws	Hometown (High School/Last College)
1	Sarah Rainwater	Outfield	So.	R/R	Nicholasville, Ky./East Jessimine HS
2	Bailey Vick	Outfield	Fr.	R/R	Paducah, Ky./McCracken Co. HS
3	Shannon Smith	RHP	Sr.	R/R	Milford, Mass./Milford HS
5	Meagan Prince	LHP	Sr.	L/L	Martin, Tenn./Westview HS
6	Jenny Schaper	Catcher	So.	R/R	St. Louis, Mo./Lutheran HS
7	Morgan McCallum	Infield	Fr.	R/R	Mesquite, Texas/Horn HS
8	Erin Rethlake	Utility	Jr.	L/L	Huntington, Ind./Huntington HS
9	Breanne Ray	Outfield	Sr.	L/L	Benton, Ky./Marshall County HS
11	Abbey Cheek	Utility	So.	R/R	Inman, S.C./Chapman HS
19	Kelsee Henson	Outfield	So.	L/R	Paducah, Ky./McCracken County HS
21	Hannah Huffman	Outfield	So.	L/R	Lebanon, Ohio/Lebanon HS
22	Kierston Moore	Infield	Fr.	R/R	Marietta, Ga./Spratberry HS
23	Katie Reed	Infield	So.	R/R	St. Louis, Mo./Oakville HS
24	Madison Kearschner	Outfield	So.	R/R	Louisville, Ky./Ballard HS
25	Brooklin Hinz	Outfield	Jr.	R/R	Olathe, Kan./St. Thomas Aquinas HS
28	Ashley Ruiz	RHP	Fr.	R/R	Aliso Viejo, Calif./Palm Aliso Niguel HS
30	Larissa Spellman	RHP	Fr.	R/R	Butler, N.J./Butler HS
33	Alex Martens	Infield	Fr.	L/R	McHenry, Ill./McHenry West HS
42	Brynlee Bigelow	IF/OF	Fr.	R/R	Somerset, Ky./Somerset Independent HS
44	Rachael Metzger	Catcher/Infield	Jr.	R/R	Bakersfield, Calif./Garces Memorial HS
88	Kaila Johnson	P/OF	Fr.	R/R	Covington, Ga./Alcovy HS

2017 COACHING STAFF

Head Coach: Rachel Lawson (10th season)
Associate Head Coach: Kristine Himes (10th season)
Assistant Coach: Molly Johnson-Belcher (7th season)
Graduate Assistant: Griffin Joiner (2nd season)
Graduate Assistant: Sandra Simmons (1st season)

PRONUNCIATION GUIDE

BRYNLEE BIGELOW ... BRIN-lee BIG-uh-low
 Brooklin **HINZ** ... Heinz (like the Ketchup brand)
 Madison **KEARSCHNER** ... Kersh-ner
 Rachel **METZGER** ... Mets-gurr
KIERSTON Moore ... KEER-sten
 Jenny **SCHAPER** ... Shape-er



KENTUCKY SOFTBALL 2017 | VS. ARKANSAS | WEEK 7

WEEKLY SCHEDULE FOR UK SOFTBALL TEAM

MONDAY - 20	TUESDAY - 21	WEDNESDAY - 22	THURSDAY - 23	FRIDAY - 24	SATURDAY - 25	SUNDAY - 26
#16 Georgia 3 #17 Kentucky 1 Charter back to Lexington, Ky.	Off day	Practice in Lexington	Practice in Lexington	#22 Arkansas at #17 Kentucky 6 pm ET SEC Network+	#22 Arkansas at #17 Kentucky 3 pm ET SEC Network+	#22 Arkansas at #17 Kentucky 1 pm ET SEC Network+

2017 QUICK FACTS

GENERAL INFORMATION

Location: Lexington, Kentucky
Founded: 1865
Enrollment: 30,000
Nickname: Wildcats
Colors: Blue and White
Conference: Southeastern
President: Dr. Eli Capilouto
Athletic Director: Mitch Barnhart

COACHING/SUPPORT STAFF

Head Coach: Rachel Lawson
Alma mater: UMASS, 1994
Years at UK: Tenth Year
Record at UK: 341-219, 106-124 SEC
Career record: 431-301 (13th Year)
Assistant Coach: Kristine Himes
Alma mater: Ohio State, 2003
Years at UK: Tenth Year
Assistant Coach: Molly Johnson-Belcher
Alma mater: Kentucky, 2010
Years at UK: Seventh Year
GA: Sandra Simmons
Alma mater: LSU, 2016
Years at UK: First Year
GA: Griffin Joiner
Alma mater: Kentucky, 2015
Years at UK: Second Year

TEAM INFORMATION

2016 Record: 46-14
SEC record: 17-7
SEC Finish: 2nd (best-ever)
NCAA Finish: Lexington Regional
Final Ranking: 13/11
Letterwinners: 13 returning, 7 lost
Starters 5 returning, 6 lost
Pitchers 3 returning, 1 lost
Newcomers: 8

STADIUM INFORMATION

Stadium: John Cropp Stadium
Capacity: 1,500
Dimensions: L-200, C-220, R-200

MEDIA RELATIONS

Contact: Chris Shoals
Office Phone: 859.257.8437
Mobile Phone: 513.312.2489
Email: cmsh223@uky.edu

Rethlake's Improvement

One of the key's to Kentucky's great start to the season is no doubt Erin Rethlake, both at the plate and in the circle. In week two of the season, she became a slapper - for the first time in her softball career - she is hitting .333 with 23 hits and eight RBI. In the circle, she leads UK with a 0.90 ERA and a perfect 5-0 record. Last year, Rethlake had the highest ERA on UK's pitching staff and was the worst statistical hitter than met UK's statistical minimums.

Fifth Inning is the Right Inning

UK has scored 31 runs in the fifth innings of games this season - by far and away the most for any inning. The breakdown of UK runs by inning is as follows:

1st: 6 runs
2nd: 18 runs
3rd: 17 runs
4th: 14 runs
5th: 31 runs
6th: 13 runs
7th: 6 runs
8th: 0 runs
9th: 0 runs
10th: 0 runs
11th: 1 run

UK in the NCAA

Here is how UK stacks up nationally in a few critical statistics as well as within the Southeastern Conference:

Stat	UK	SEC	NCAA rank
Average	.303	9th	55th
Fielding	.970	9th	40th
ERA	1.56	6th	15th
SB/Game	2.12	4th	18th

Winning Streak

With the win over Michigan - the Wildcats set a new program record with their 13th win in a row that dates back to Feb. 17 out in Cathedral City, California. UK had reached 12 wins three different times, with the latest coming in 2014 - but had never won 13 in a row until Sunday. The Wildcats stretched it to 14 games before Sunday's loss at Georgia. During the stretch - here are the numbers.

Win streak by the numbers:

Staff ERA - 0.74
Home runs hit - 12
Runs per game - 5.07
Strikeouts of opponents - 109
Hits allowed - 38
Stolen bases - 41
Opponent batting average - .121
Shutouts - 5

MEDIA INFORMATION

Credentials

All media credential requests should be submitted at least 24 hours prior to home games through UK Media Relations contact Chris Shoals. Credentials can be picked up at the Joe Craft Center in the Media Relations office.

Media Services/Interviews

During games, media will be provided with a media guide as well as notes. Final results are available following each game. For fax service, please contact a member of the UK Media Relations Office. Phones are made available on a first-come, first-serve basis in the press box. Interviews with players and coaches are done in an informal manner on the field following each game. For assistance in locating any member of the UK team, find Chris Shoals for help. For assistance with opposing players and coaches, please see the opposing SID.

Practice Interviews

Head coach Rachel Lawson is available for interviews weekday mornings as well as immediately after practice. Her office is located at the Soccer/Softball Offices. Team practices take place from 1-4 p.m., daily during the season. All practices take place at John Cropp Stadium and are subject to change based on class schedules and travel as well as game schedules. Interviews with coaches and/or players are after practice and phone interviews may be arranged. Advance notice is requested for all interviews. Please arrange all interviews through the UK Media Relations Office and softball contact Chris Shoals.



KENTUCKY SOFTBALL 2017 | VS. ARKANSAS | WEEK 7

NATIONAL RANKINGS [WEEK 6]

ESPN.com/USA Softball Poll

#	Team	Record	Previous
1.	Florida (10)	26-1	1
2.	Florida State (3)	28-1-1	2
3.	Oregon (7)	27-0	3
4.	Arizona	29-1	4
5.	Washington	24-3	6
6.	Auburn	27-3	5
7.	Texas A&M	25-2	7
8.	Minnesota	25-2	9
9.	Alabama	28-3	8
10.	James Madison	24-3	13
11.	LSU	23-7	12
12.	Oklahoma	24-7	10
13.	Utah	21-4	21
14.	Baylor	25-5	15
15.	Georgia	25-4	16
16.	UCLA	21-8	11
17.	Kentucky	19-5	18
18.	Michigan	17-7-1	17
19.	Tennessee	22-5	14
20.	Louisiana	20-5	19
21.	Wisconsin	20-2	23
22.	Arkansas	21-6	25
23.	California	17-8	20
24.	Arizona State	19-8	22
25.	North Carolina	24-6	RV

RV: Mississippi (17), Ohio State (15), Missouri (14), Louisville (12), Cal Poly (9), Mississippi State (7), Tulsa (7), Texas (5), BYU (3), Texas State (3), Oklahoma State (2), SIU-Edwardsville (2), Fresno State (1)

USA Today/NFCA Softball Poll

#	Team	Record	Previous
1	Florida State (24)	28-1-1	1
2	Florida (2)	26-1	2
3	Oregon (5)	27-0	3
4	Auburn	27-3	4
5	Arizona	29-1	5
6	Washington	24-3	6
7	Texas A&M	25-2	7
8	Minnesota	25-2	8
9	Alabama (1)	28-3	11
10	James Madison	24-3	12
11	Utah	21-4	20
12	LSU	23-7	13
13	Oklahoma	24-7	9
14	Baylor	25-5	14
15	UCLA	21-8	10
16	Georgia	25-4	16
17	Louisiana	20-5	18
18	Kentucky	19-5	17
19	Michigan	17-7-1	19
20	Tennessee	22-5	15
21	Arizona State	19-8	21
22	Wisconsin	20-2	24
23	Ole Miss	21-6	22
24	Arkansas	19-6	RV
25	Cal Poly	23-7	RV

RV: BYU (48), California (40), North Carolina (23), Ohio State (12), Missouri (11), SIUE (8), Texas (7), Mississippi State (6), Marshall (5), Tulsa (4), South Carolina (4), Saint Francis (Pa.) (3), Florida International (2), Louisville (2), Fresno State (1).

Kentucky in the Polls

	USA Softball	NFCA
Preseason	20	20
Feb. 13	23	22
Feb. 20	21	19
Feb. 27	20	19
March 7	20	19
March 14	18	17
March 21	17	18
March 28		
April 4		
April 11		
April 18		
April 25		
May 2		
May 9		

Scouting Arkansas

The Razorbacks have been the surprise of the SEC so far this season, entering the third week-end of conference play at 21-6 overall after winning just 10 games a season ago in Courtney Deifel's first season at the helm of the Razorbacks. Arkansas is ranked first in the SEC and seventh in the NCAA with 1.26 home runs per game this season, led by Nicole Schroeder, who is fifth nationally and first in the SEC in home runs hit. In the circle, the Hogs have used five different pitchers this season, with Autunm Storms leading the charge. Storms has a 1.54 ERA in a team-high 77 innings thrown.

Series History vs. Arkansas

Arkansas leads the all-time series with Kentucky 30-22, but the Wildcats have won each of the last two series and five of the last six games with the Razorbacks. Last year, the Wildcats out-scored Arkansas by at least six runs in all three games. The last time Arkansas won a series in Lexington was Rachel Lawson's first season in Lexington (2008), when the Hogs took both games of a weekday doubleheader.

Good Spot in the RPI

The Wildcats checked in at No. 19 in the NCAA's initial release of the RPI. Kentucky has the No. 20 strength of non-conference schedule in the nation and have three wins against the RPI top 25 already. The SEC is the No. 1 RPI conference.

Rachel Lawson Elected to Serve on NCAA Softball Rules Committee

Head coach Rachel Lawson is serving her second season on the NCAA Rules Committee. She is focusing on the pace of play and duration of games as her main point of emphasis during her term.

Metzger's Homers

Rachael Metzger hit two home runs in game two at Georgia on Sunday night, marking the second time in the last two weeks that she has gone yard in the same game (Drexel). Metzger had two home runs in her career entering 2017 - but already has six in 2017 including a grand slam against Memphis at the FAU Invite.

Lawson Cracks the Athens Code

UK's 2-1 win at No. 16 Georgia on Saturday afternoon was UK's first win at Jack Turner Stadium in Athens since 2007, and marked Rachel Lawson's first win at UGA since taking over as UK's head coach in 2008.

Three Tourney Crowns in Three Weeks

The Wildcats won the last three weekend tournaments that they participated in, with perfect records in all three:

- *FAU Invite, Boca Raton, Florida (5-0)
- *Coach B Classic, Carbondale, Illinois (3-0)
- *John Cropp Classic, Lexington, (5-0)

Smaller and Smaller ERA's

Kentucky's pitching staff currently sports a 1.56 ERA, which is actually better than 2016's ERA of 1.64 through 25 games a season ago. Last season, UK set a school record with its lowest ERA ever - with a 1.71 - and this staff is on pace to better that mark.

Homers on Homers

UK's bats came to life at the John Cropp Classic in Lexington, hitting six home runs on the weekend after hitting a total of 13 as a team in the previous 17 games. UK hit four HR's against Drexel, which was the most HR's in a single game since UK hit four vs. Tennessee Tech on Feb. 28, 2015. The homers came from:

- Brooklin Hinz (vs. Evansville, Solo)
- Rachael Metzger (vs. Drexel, 2-R HR)
- Abbey Cheek (vs. Drexel, 3-R HR)
- Rachael Metzger (vs. Drexel, 2-R HR)
- Breanne Ray (vs. Drexel, Solo)
- Breanne Ray (vs. #15 Michigan, 3-R HR)



KENTUCKY SOFTBALL 2017 | VS. ARKANSAS | WEEK 7

2017 TEAM LEADERS

Hitting

BATTING AVERAGE

Abbey Cheek (.368)

Katie Reed (.367)

Bailey Vick (.350)

AT-BATS

Katie Reed (90)

Alex Martens (77)

Abbey Cheek (76)

RUNS

Abbey Cheek (17)

Brooklin Hinz (12)

Erin Rethlake (11)

HITS

Katie Reed (33)

Abbey Cheek (28)

Erin Rethlake (23)

DOUBLES

Alex Martens, Bailey Vick (6)

Katie Reed (5)

TRIPLES

Breanne Ray (1)

Jenny Schaper (1)

HOME RUNS

Rachael Metzger (6)

Abbey Cheek (5)

Jenny Schaper (4)

RBI

Abbey Cheek (20)

Rachael Metzger (13)

Alex Martens (11)

SLUGGING PCT.

Rachael Metzger (.900)

Abbey Cheek (.618)

Jenny Schaper (.478)

Pitching

ERA

Erin Rethlake (0.90)

Meagan Prince (1.06)

Larissa Spellman (2.17)

STRIKEOUTS

Meagan Prince (83)

Shannon Smith (37)

Erin Rethlake (32)

FIELDING PERCENTAGE (min 10 chances)

Rachael Metzger, Bailey Vick, Jenny Schaper (1.000)

Erin Rethlake (.993)

Katie Reed (.979)

Offensive Explosion

Kentucky scored nine runs and 12 runs in its two games against Memphis. Those were the two best offensive performances by a UK team since March of 2016 when it beat Arkansas by double-digit runs in the series.

FAU Invite Champions

Kentucky won the Florida Atlantic Invitational Championship over the weekend of Feb. 24-16 in Boca Raton, going 5-0 against the field including a win over (RV) FAU in the Saturday night featured game of the weekend.

Grand Slam Central

Junior catcher Rachael Metzger hit her first-career grand slam on Sunday against Memphis, in the top of the second inning to put UK up, 4-0. It was her second home run of the season and fourth-career long bomb after not hitting one her sophomore season.

A week later in Carbondale - Abbey Cheek belted a go-ahead homer against Illinois-Chicago in a 2-2 game in the bottom of the fifth inning. UK ended up winning 6-2, with her grand slam making the difference.

Stealing All The Bases

UK has stolen 53 bases this season through the opening six weeks of 2017. Last season through five weeks the Wildcats successfully stole just 37 bases, 16 less than this season. The Wildcats rank 18th nationally in stolen bases per game, and Erin Rethlake ranks 33rd individually - as she is 16-for-16 this season and that ranks second in the SEC.

Holding Onto Leads

The Wildcats are 14-0 this season when leading after four innings and 15-1 when leading through five innings this season. The Wildcats have scored first in 16 of their 25 games and UK is 14-2 of those games (UCLA - game 1, UGA - game 2 are the only two losses).

Schaper's HR in Westwood

Jenny Schaper hit a towering HR to deep center at Easton Stadium on Wednesday, Feb. 17 to give UK a win at No. 5 UCLA, 2-1 in extra innings. Meagan Prince pitched the entire game, throwing 162 pitches - a new career high by over 40 pitches - to give Kentucky its fourth win of the season.

Tough Sledding Early

In keeping with tradition - Kentucky has played one of the toughest non-conference schedules in the country to date, with games against No. 19 Pitt twice, two games against No. 5/4 UCLA, and a game against No. 4/6 Oregon - all inside of the first two weekends of play.

MISC. STATS

Multi-Hit Games	2	3	4	5+	Total
Katie Reed	10	1	-	-	11
Abbey Cheek	7	2	-	-	9
Erin Rethlake	6	-	1	-	7
Bailey Vick	3	2	-	-	5
Alex Martens	5	-	-	-	5
Breanne Ray	2	2	-	-	4
Jenny Schaper	4	-	-	-	4
Rachael Metzger	3	-	-	-	3
Sarah Rainwater	3	-	-	-	3
Kierston Moore	1	-	-	-	1
Brooklin Hinz	1	-	-	-	1

Multi-RBI Games	2	3	4	5+	Total
Abbey Cheek	3	2	1	-	6
Erin Rethlake	3	-	-	-	3
Rachael Metzger	-	1	2	-	3
Alex Martens	3	-	-	-	3
Kierston Moore	1	1	-	-	2
Breanne Ray	1	1	-	-	2
Katie Reed	-	-	1	-	1
Brooklin Hinz	-	1	-	-	1
Bailey Vick	1	-	-	-	1
Kelsee Henson	1	-	-	-	1

Hitting Streaks	Longest	Current
Abbey Cheek	8	-
Katie Reed	7	7
Erin Rethlake	5	-
Bailey Vick	4	1
Alex Martens	4	3
Jenny Schaper	4	-
Breanne Ray	3	-
Sarah Rainwater	3	-
Brooklin Hinz	3	-
Rachael Metzger	2	-
Kelsee Henson	1	-
Kierston Moore	1	-
Morgan McCallum	1	-

Reach Base Streaks	Longest	Current
Alex Martens	15	15
Abbey Cheek	9	-
Jenny Schaper	8	-
Katie Reed	7	7
Brooklin Hinz	7	-
Bailey Vick	5	2
Erin Rethlake	5	-
Sarah Rainwater	4	-
Rachael Metzger	4	2
Kierston Moore	4	-
Breanne Ray	3	-
Kelsee Henson	1	-
Morgan McCallum	1	-



KENTUCKY SOFTBALL 2017 | VS. ARKANSAS | WEEK 7

The Wildcats are 2-2 against top-15 teams this season with wins over #5 UCLA and #15 Michigan.

Buzzing Through Michigan

UK outfielder Breanne Ray hit a key three-run HR in the bottom of the sixth inning to give Kentucky a 5-1 lead over #15 Michigan. It was her second HR in three nights in the John Cropp Classic. She is hitting .286 on the season.

Martens Stepping Up

With Katie Reed moving to SS, Alex Martens has been great filling in at second base as a true freshman - hitting at a .286 mark with 34 total bases and eight two-out RBI. The freshman had a two-run, two-out RBI single against Oregon at the Mary Nutter Classic in the fifth inning to put the Wildcats up, 4-1 at the time.

Katie Reed Moving to SS

After a sensational season as Kentucky's second baseman - sophomore Katie Reed has moved over to shortstop for 2017. She went 7-for-19 on opening weekend in Orlando, hitting .368 with a double and an RBI. In the field, Reed made just one miscue and several inning-saving plays for the UK defense.

Freshman Making an Impact Right Away for the Wildcats

UK started many freshman on opening weekend, and a lot of them had a major impact on games for "career-firsts"

* Alex Martens had a walk-off HR in her first-career game against FAMU

* Larissa Spellman was perfect through four innings and faced the minimum through five innings in her first-career start - a win over FAMU.

* Kierston Moore hit her first-career HR against Central Florida, a 3-run shot. It was the eventual game-winning runs that crossed the plate on her bomb.

* Bailey Vick went 3-for-3 in her first game as a Wildcat and stole two bases.

WHEN WAS THE LAST TIME

A Kentucky hitter:

Hit 2 extra base hits. Rachael Metzger (at Georgia - HR, HR). . . . 3/19/17
Hit 3 extra base hits Christian Stokes (vs. South Carolina - 2B, 2B, 2B) 4/18/15
Hit 2 home runs. Rachael Metzger (at Georgia). 3/19/17
Hit a Grand Slam Abbey Cheek (vs. UIC) 3/4/17
Had 5 hits Christian Stokes (vs. LBSU) 2/19/15
Scored 4 runs Griffin Joiner (vs. UNC - 4) 3/13/13
Had 5 RBI Nikki Sagermann (at FAU - 5) 2/21/14
Had 4 walks Griffin Joiner (at Texas - 4) 2/16/14
Had 2 stolen bases. Erin Rethlake (vs. Drexel - 4). 3/11/17
Hit for the cycle Brooke Marnitz (vs. Indiana State) 2/25/06
Hit an inside-the-park HR Sylver Samuel (vs. DePaul) 5/18/14

A Kentucky fielder:

Had 15 putouts Griffin Joiner (vs. South Carolina - 15) 4/18/15
Had 7 assists. Griffin Joiner (vs. Kent State - 7) 3/23/14

A Kentucky pitcher:

Had 10 strikeouts. Kelsey Nunley (vs. Auburn - 11) 4/2/16
Pitched a one-hitter. Erin Rethlake (vs. Dayton). 3/9/17
Pitched a no-hitter. Meagan Prince (vs. Northern Kentucky) . . . 3/22/16
Pitched a perfect game. Chanda Bell (vs. Austin Peay Game 1) 4/6/11
 Rachel Riley (vs. Austin Peay Game 2) 4/6/11

An Opponent hitter:

Hit 2 extra base hits Nikki Udria (Oregon - HR, HR) 2/13/15
Hit 2 home runs Nikki Udria (Oregon - HR, HR) 2/13/15
Scored 4 runs Kristi DiMarco (Ole Miss - 4) 3/24/01
Had 5 RBI Paige Wilson (Georgia - 5) 4/28/15
Had 3 walks Cheyenne Coyle (Arizona St - 3) 5/26/13
Had 3 strikeouts. Victoria Florey (Evansville). 3/10/17
Had 2 stolen bases Ashley Gue (Marshall - 2). 4/9/13

An Opponent fielder:

Had 15 putouts Dani Pugh (WKU - 17) 4/22/15
Had 7 assists. Sami Fagan (Missouri - 7) 3/15/14

An Opponent pitcher:

Had 10 strikeouts. Savannah Jo Dorsey (Ohio) 3/29/16
Pitched a one hitter. Carley Hoover (LSU) 4/9/16
Pitched a no-hitter. Kelsi Dunne (Alabama) 4/14/09

TRACKING KENTUCKY'S EXTRA-BASE HITS IN 2016/CAREER

Player	Doubles 2017 (career)	Triples 2017 (career)	Home Runs 2017 (career)	Totals 2017 (career)
Abbey Cheek	4 (12)	0 (3)	5 (15)	9 (31)
Kelsee Henson	0 (1)	0 (0)	0 (1)	0 (2)
Brooklin Hinz	3 (18)	0 (0)	2 (10)	5 (30)
Hannah Huffman	0 (0)	0 (0)	0 (0)	0 (0)
Madison Kearschner	0 (0)	0 (0)	0 (0)	0 (0)
Rachael Metzger	0 (5)	0 (0)	6 (8)	6 (13)
Sarah Rainwater	1 (1)	0 (0)	0 (0)	1 (1)
Breanne Ray	1 (11)	1 (1)	2 (10)	4 (22)
Katie Reed	5 (12)	0 (2)	1 (4)	6 (19)
Erin Rethlake	0 (2)	0 (0)	0 (0)	0 (2)
Jenny Schaper	2 (10)	1 (1)	4 (8)	7 (19)
Brynlee Bigelow	0 (0)	0 (0)	0 (0)	0 (0)
Kalia Johnson	0 (0)	0 (0)	0 (0)	0 (0)
Alex Martens	6 (6)	0 (0)	2 (2)	8 (8)
Morgan McCallum	0 (0)	0 (0)	0 (0)	0 (0)
Kierston Moore	0 (0)	0 (0)	1 (1)	1 (1)
Ashley Ruiz	0 (0)	0 (0)	0 (0)	0 (0)
Larissa Spellman	0 (0)	0 (0)	0 (0)	0 (0)
Bailey Vick	6 (6)	0 (0)	0 (0)	6 (6)
TOTALS	28 (84)	2 (7)	23 (59)	52 (150)



KENTUCKY SOFTBALL 2017 | VS. ARKANSAS | WEEK 7

WINS OVER TOP-25 TEAMS RACHEL LAWSON ERA

The Breakdown

Total wins over top 25: 76

Total wins over top 10: 41

Total wins over top 5: 22

Career wins over top-25 opponents

Date	Opponent	Score
3/19/17	at No. 16 Georgia	2-1
3/12/17	vs. No. 15 Michigan	5-1
2/17/17	at No. 5 UCLA	2-1 (11)
5/22/16	vs. No. 25 Utah	4-0
4/22/16	at No. 4 Alabama	3-2
4/17/16	vs. No. 18 Missouri	3-2
4/15/16	vs. No. 18 Missouri	7-6
4/11/16	at No. 8 LSU	2-0
4/10/16	at No. 8 LSU	3-0
4/9/16	at No. 8 LSU	1-0
2/15/16	at No. 22 Arizona State	5-3
2/15/16	vs. No. 20 Utah	1-0
2/13/16	vs. No. 4 Oregon	8-6
2/12/16	vs. No. 25 Notre Dame	10-7
5/17/15	at No. 16 Notre Dame	4-3
4/6/15	vs. No. 5 Alabama	2-1
3/28/15	vs. No. 1 LSU	5-2
3/27/15	vs. No. 1 LSU	3-1
3/8/15	at No. 20 Texas A&M	3-2
2/19/15	vs. No. 10 Arizona	5-2
2/8/15	at No. 5 Florida State	3-1
5/29/14	vs. No. 6 La.-Lafayette	4-1
5/25/14	at No. 3 UCLA	7-1
5/25/14	at No. 3 UCLA	7-3
5/17/14	vs. No. 25 James Madison	2-1
5/9/14	vs. No. 25 LSU	4-3 (9)
5/8/14	vs. No. 7 Tennessee	2-0
4/27/14	vs. No. 8 Tennessee	5-2
4/5/14	vs. No. 18 Texas A&M	5-3
4/6/14	vs. No. 18 Texas A&M	4-2 (10)
3/30/14	vs. No. 21 Auburn	2-1
3/15/14	at No. 16 Missouri	8-7 (8)
3/15/14	at No. 16 Missouri	3-2
2/16/14	vs. No. 15 Texas	6-5
2/15/14	vs. No. 15 Texas	6-4
2/7/14	vs. No. 2 Oklahoma	5-4 (10)
5/5/13	at No. 7 Alabama	9-5 (8)
5/4/13	at No. 7 Alabama	5-0
4/27/13	vs. No. 11 Missouri	8-2
4/24/13	vs. No. 7 Louisville	2-1
4/12/13	vs. No. 3 Florida	4-2
3/13/13	vs. No. 25 North Carolina	18-0
2/15/13	vs. No. 16 Washington (N)	3-2
2/10/13	vs. No. 20 Stanford (N)	3-1
2/8/13	vs. No. 3 Cal (N)	3-2 (9)
5/6/12	vs. No. 22 LSU	1-0
5/5/12	vs. No. 22 LSU	2-1
5/4/12	vs. No. 22 LSU	4-3 (8)
4/29/12	at No. 2 Florida	5-1
4/27/12	at No. 2 Florida	2-0
4/13/12	vs. No. 10 Georgia	4-0
4/13/12	vs. No. 10 Georgia	4-1
3/30/12	at No. 9 Tennessee	5-3
3/24/12	at No. 18 Auburn	5-2
3/23/12	at No. 18 Auburn	8-4 (8)
5/28/11	vs. No. 5 California	8-0 (5)
5/22/11	at No. 2 Michigan	2-1
5/21/11	at No. 2 Michigan	7-6
5/20/11	vs. No. 21 Notre Dame (N)	8-0 (5)
5/7/11	vs. No. 23 Auburn	10-2 (6)
4/3/11	vs. No. 5 Florida	9-2
4/2/11	vs. No. 5 Florida	7-6
4/1/11	vs. No. 5 Florida	10-2 (6)
3/18/11	at No. 25 LSU	6-1
3/13/11	vs. No. 7 Tennessee	5-4 (10)
3/11/11	vs. No. 7 Tennessee	9-5
2/11/11	vs. No. 22 Ohio State (N)	9-0 (5)
5/21/10	at No. 19 Ohio State	6-5
4/17/10	at No. 3 Florida	5-3
3/27/10	vs. No. 7 Georgia	4-2
3/16/10	vs. No. 5 Alabama	5-4
2/11/10	at No. 5 Arizona State	5-2
5/7/09	vs. No. 7 Georgia (N)	2-0
4/18/09	vs. No. 12 Tennessee	6-5
3/7/09	at No. 19 LSU	6-5 (8)
3/15/08	at No. 6 Tennessee	2-1 (8)

The Wins

Home: 30 | Away: 29 | Neutral: 14 | SEC Opponents: 46

2016 UK HONORS

UK'S RECORD WHEN ...

	All	SEC
One-run game	3-1	1-0
Single game	7-2	1-2
First of Day	6-2	0-0
Second of Day	6-2	0-0
Home	4-0	0-0
Away	5-3	1-2
Neutral	9-3	0-0
vs. Kentucky schools	0-0	0-0
vs. Top 10	1-2	0-0
vs. Top 25	3-4	1-2

UK scores first	14-3	1-1
UK scores 0-2 runs	6-3	1-1
UK scores 3-5 runs	6-3	0-1
UK scores 6-9 runs	6-0	0-0
UK scores 10+ runs	1-0	0-0
Opp. scores first	4-3	0-1
Opp. scores 0-2 runs	18-0	1-0
Opp. scores 3-5 runs	1-3	0-1
Opp. scores 6-9 runs	0-3	0-1
Opp. scores 10+ runs	0-0	0-0

UK has 3 or fewer hits	0-1	0-1
UK has 4-6 hits	6-3	0-0
UK has 7-9 hits	5-1	1-0
UK has 10+ hits	8-1	0-1
Opp. has 3 or fewer hits	12-0	0-0
Opp. has 4-6 hits	5-2	1-1
Opp. has 7-9 hits	1-2	0-0
Opp. has 10+ hits	1-2	0-1

UK has no errors	12-1	0-0
UK has 1 error	7-3	1-1
UK has 2+ errors	1-2	0-1

Leading or tied after 4 innings	18-1	1-0
Leading or tied after 5 innings	19-1	1-0
Leading or tied after 6 innings	18-1	1-0
Trailing after 4 innings	0-4	0-2
Trailing after 5 innings	0-5	0-2
Trailing after 6 innings	0-6	0-2
Extra-inning games	1-0	0-0

UK hits a double	16-5	1-1
UK hits a triple	2-0	0-0
UK hits a home run	11-4	0-2
UK has 2-3 extra base hits	14-4	0-1
UK has 4+ extra base hits	9-0	0-0
UK steals a base	19-4	1-0
UK steals 2+ bases	14-1	0-0

In February	10-4	0-0
In March	9-2	1-2
In April	0-0	0-0
In May	0-0	0-0

On Monday	0-1	0-1
On Tuesday	0-0	0-0
On Wednesday	1-1	0-0
On Thursday	1-0	0-0
On Friday	8-2	0-0
On Saturday	6-1	1-0
On Sunday	3-1	0-1

GAME NOTES (CONT'D)

Shannon Smith Gets Opening Day Nod

Senior Shannon Smith got the ball from Rachel Lawson on opening Day, the first Opening-Day start of her career. She struck out 12 FAMU batters in a 4-2 win - throwing all seven innings in the game.

Wildcats Hitting the Long Ball Early

UK hit six home runs over the duration of opening weekend - with three of them coming as multi-run HR's:

- *Jenny Schaper (2)
- *Abbey Cheek
- *Rachael Metzger
- *Keirston Moore
- *Alex Martens

Sharing the Wealth

Kentucky had one of the best two-headed monsters in all of NCAA soft-



KENTUCKY SOFTBALL 2017 | VS. ARKANSAS | WEEK 7

GAME NOTES CONTINUED FROM PAGE 7

ball in the circle with Kelsey Nunley and Meagan Prince both earning 21 hits en route to the best regular season in program history. Rachel Lawson gave all four UK pitchers a start on Opening Weekend, with Prince earning two starts - against Pittsburgh and Central Florida. The Wildcat pitchers now all have either five or six starts this season and have all thrown upwards of 25 innings this season.

Cats in the National Spotlight

UK will appear in front of a national television audience at least nine times in 2017, it was announced Thursday as ESPN and its family of networks unveiled its Southeastern Conference softball television schedule.

Two games at John Cropp Stadium will be showcased to a national television audience, including a non-conference midweek showdown on April 5 at 7 p.m. ET on the SEC Network versus Western Kentucky and one game of the Senior Weekend series vs. Texas A&M on April 30.

All games that are shown on ESPN family of networks will also be live streamed in HD on ESPN3 and the WatchESPN app as well on computers, laptops, smart phones and tablets

Lawson Names Captains for 2017

Head coach Rachel Lawson, who enters her 10th year as the head coach at Kentucky, announced that six players would be captaining the 2017 squad, led by three seniors. Brooklin Hinz, Meagan Prince, Breanne Ray, Katie Reed, Jenny Schaper and Shannon Smith were all named captains via a voting process by the Kentucky Softball program.

Griffin Joiner Called Into USA Softball National Team Camp

Former University of Kentucky softball player, and current graduate assistant, Griffin Joiner, has received an invitation to the 2017 USA Softball Women's National Team Selection Camp, it was announced by the Amateur Softball Association (ASA) and USA Softball on Nov. 9, 2016.

Lawson Inks Four in 2017 Class

Pitcher Grace Baalman (Calhoun, Illinois), shortstop and utility player Lauren Johnson (Owensboro, Kentucky), infielder Mallory Peyton (Madisonville, Kentucky) and pitcher Bethany Todd (Woodford County, Kentucky) all signed with the Wildcats in the early signing window, adding three players from the Bluegrass state to the roster, in

addition to one from Illinois.

Molly Johnson-Belcher Inducted into UK Athletics Hall of Fame

Molly Johnson-Belcher, a current assistant coach for UK, became a member of the UK Athletics Hall of Fame this fall.

Here is her UK bio: (2007-10) Program's first All-American ... UK's first four-time All-SEC honoree ... NFCA Scholar-Athlete ... Led UK to its first NCAA Tournament berth ... Ended her career owning career records in batting average (.389), doubles (56), runs (161), home runs (35), slugging percentage (.656), total bases (445); was second in assists (510) and RBI (135); third in hits (264) and stolen bases (66); fourth in triples (10) ... Also set single-season records in hits (81), doubles (20), runs scored (53), on-base percentage (.498), as well as single-game records for runs (4), doubles (3), home runs (2) ... Member of US National team in 2009 and 2010 helping lead the Americans to gold at the 2012 ISF World Championship and the 2011 Pan Am Games ... Current UK assistant coach.

Kelsey Nunley Honored as First Team NFCA All-American

Kentucky softball's Kelsey Nunley made more program history on Wednesday afternoon, becoming the first player in UK history to be named a National Fastpitch Coaches' Association First Team All-American.

Nunley, who was crowned the 2016 Southeastern Conference Pitcher of the Year, joins current assistant coach Molly Johnson-Belcher as the two All-Americans in Kentucky's program, with Johnson-Belcher earning second team honors in 2009.

Nunley joins five other pitchers on the NFCA First Team, including Delanie Gourney (Florida), Megan Good (James Madison), Paige Parker (Oklahoma), Aleshia Ocasio (Florida) and Jailyn Ford (James Madison). Nunley and Ocasio were at-large selections for the first team pitcher spot.

The senior from Soddy Daisy, Tenn., pitched a fantastic senior season for Kentucky, ending the year with a 21-6 overall record and a program single-season best 1.26 ERA in her 37 appearances in the circle for the Blue and White. Nunley started 23 games for UK, throwing 13 complete games and seven shutouts.

With her 181.1 innings pitched, Nunley overtook the NCAA active pitchers career innings lead, as she ended her career with a whopping 943.1 innings thrown in her four years in Lexington. She started 117 games in her four-year career with 21 shutouts and 86 complete games for the Wildcats.

Kelsey Nunley Named Senior CLASS Award First Team All-American

Premier Sports Management announced that Kentucky softball pitcher Kelsey Nunley has been named to the 2016 Senior CLASS Award All-American First Team, it was announced on Thursday, June 2, 2016. The honor comes less than 24 hours after Nunley became the first-ever National Fastpitch Coaches' Association First Team All-American at Kentucky on Wednesday afternoon.

An acronym for Celebrating Loyalty and Achievement for Staying in School®, the Senior CLASS Award focuses on the total student-athlete and encourages students to use their platform in athletics to make a positive impact as leaders in their communities. To be eligible for the award, a student-athlete must be classified as an NCAA Division I senior and have notable achievements in four areas of excellence: community, classroom, character and competition.

Rachel Lawson Media Day Transcription

"I'm real excited about 2017. We have a new look to us in 2017, but I have the same staff. My staff is here, Kristine Himes and Molly Johnson-Belcher, so they're here with me. Kristine has been with me the entire time. Molly has been here the entire time as a player and as a coach. She's been around forever. She was around here before me. So the staff is completely intact and we are really looking forward to the season. This is going to be a completely different season than everyone is accustomed to the last couple of years. We have a completely new look in 2017. First, we are going to have a lot of people playing new positions. A lot of the people returning are playing a position that they did not play at last year. But, in addition to 2017's new look positionally, we have a lot more team speed - it's been something we have been working very hard on. We have Bailey Vick, Katie Reed, Erin Rethlake and Brynlee Bigelow - they are incredibly, incredibly fast. We've always had fast people on our team - but we have never had this many fast people on the same team at the same time, so we are looking forward to our team speed. In addition, (Brooklin) Hinz and (Sarah) Rainwater, they are just a step off of those guys. They have done an exceptional job in the outfield and right now, they are projecting to be starters as well.

The big question that I've been getting



GAME NOTES CONTINUED FROM PAGE 8

asked all year is how do you replace Kelsey Nunley. And it is a very good question – but I think one thing when you think of Kelsey Nunley, is that she was not only exceptional, but she threw a ton of innings, and they were all very productive innings. So, we have to figure out how are we going to get as many innings out of our pitching staff as we can to try and help with replacing all of the innings that we will need to replace Kelsey Nunley. I feel very good about the staff that we have put together. It is going to have a different look, but we are very versatile. It's a lot of different people doing what Kelsey Nunley could do by herself. She was a workhorse, she was very big and she was very strong, but there are more than one ways to get things done. Luckily, we have Meagan Prince coming back. She is going to be the anchor of this team. Meagan is great because she was a 20-game winner last night, but she is a great starter – and she is also a great closer and has a great closing mentality, so you could see her in two different roles. Shannon Smith is somebody who is a returner along with Erin Rethlake. Erin had surgery this offseason, but she's improving everyday and she has experience, so she is someone we really will lean on during the course of the season for this staff. She looks great – she's full go. She is on a little bit of a pitch count, but in the innings that she has pitched, she's looked incredibly strong. We've added to the pitching staff. We have three freshman who have come in. One freshman who has really been impressive as of late on the mound is Larissa Spellman – she is from New Jersey – and she is not very large in stature – but she throws the ball incredibly hard and one thing that I have been really impressed with her is that she's really figuring out her own body. She is figuring out her mechanics and she is increasing the command of her pitching everyday and her mindset. She has really worked hard on that in the offseason – she has worked hard at how to deal with failure, and because she has done such a good job with that, she has been able to figure out her own mechanics at a much faster rate." - Rachel Lawson.





KENTUCKY SOFTBALL 2017 | VS. ARKANSAS | WEEK 7

2017 SEC STANDINGS (AS OF MARCH 22)

School	SEC	Pct.	All	Pct.	Home	Away	Neu.	Streak
Florida	5-0	1.000	26-1	.963	7-1	5-0	14-0	W18
Texas A&M	5-1	.833	25-2	.926	16-2	4-0	5-0	W6
Alabama	5-1	.833	28-3	.903	19-0	6-3	3-0	W1
Auburn	2-1	.667	27-3	.900	19-2	1-0	7-1	W6
Georgia	2-1	.667	26-4	.867	19-1	1-0	6-3	W2
Tennessee	3-3	.500	22-5	.815	8-1	3-2	11-2	W1
Arkansas	2-4	.333	21-6	.778	9-1	3-5	9-0	L1
Mississippi State	2-4	.333	22-7	.757	16-4	3-2	3-1	L1
LSU	1-2	.333	24-7	.774	15-2	4-2	5-3	W2
Kentucky	1-2	.333	19-6	.760	5-0	5-3	9-3	L2
South Carolina	1-5	.167	20-10	.667	14-3	2-3	4-4	W1
Missouri	0-2	.000	17-11	.607	5-3	4-2	8-6	W4
Ole Miss	0-3	.000	21-6	.778	9-4	2-0	10-2	L3

* - SEC Regular Season Champion; # - SEC Tournament Champion

2017 SEC TOURNAMENT - KNOXVILLE, TENNESSEE

May 10

Game 1 - (11) seed vs. (6) seed
Game 2 - (7) seed vs. (10) seed
Game 3 - (9) seed vs. (8) seed
Game 4 - (5) seed vs. (12) seed

May 11

Game 5 - (3) seed vs. Winner game 1
Game 6 - (2) seed vs. Winner game 2
Game 7 - (1) seed vs. Winner game 3
Game 8 - (4) seed vs. Winner game 4

May 12

Game 9 - Winner game 5 vs. Winner game 6
Game 10 - Winner game 7 vs. Winner game 8

May 13

Championship - Winner game 9 vs. Winner game 10



SEC WEEKLY AWARDS

Feb. 14, 2017

Player of the Week: Nicole Schroeder, Arkansas
Pitcher of the Week: Alexis Osorio, Alabama
Freshman of the Week: Bailey Hemphill, Alabama

Feb. 21, 2017

Player of the Week: Bailey Landry, LSU
Pitcher of the Week: Kelly Barnhill, Florida
Freshman of the Week: Dylinn Stancil, Ole Miss

Feb. 28, 2017

Player of the Week: Elantra Cox, Ole Miss
Pitcher of the Week: Samantha Show, Texas A&M
Freshman of the Week: Payton McBride, Texas A&M

March 7, 2017

Player of the Week: Nicole Schroeder, Arkansas
Pitcher of the Week: Alexis Osorio (ALA) and Delanie Gourley (FLA)
Freshman of the Week: Mackenzie Boesel, USC

March 14, 2017

Player of the Week: Haley Fagan, Auburn
Pitcher of the Week: Alexis Osorio, Alabama
Freshman of the Week: Ciara Bryan, Georgia

March 21, 2017

Player of the Week: Lacey Sumerlin, Georgia
Pitcher of the Week: Delanie Gourley, Florida
Freshman of the Week: Braxton Burnside, Mizzou

March 28, 2017

Player of the Week:
Pitcher of the Week:
Freshman of the Week:

April 4, 2017

Player of the Week:
Pitcher of the Week:
Freshman of the Week:

April 11, 2017

Player of the Week:
Pitcher of the Week:
Freshman of the Week:

April 18, 2017

Player of the Week:
Pitcher of the Week:
Freshman of the Week:

April 25, 2017

Player of the Week:
Pitcher of the Week:
Freshman of the Week:

May 2, 2017

Player of the Week:
Pitcher of the Week:
Freshman of the Week:

May 9, 2017

Player of the Week:
Pitcher of the Week:
Freshman of the Week:

Postseason Awards (May 10):

Player of the Year:
Pitcher of the Year:
Freshman of the Year:
Coach of the Year:
Academic Scholar Athlete of the Year:



KENTUCKY SOFTBALL 2017 | VS. ARKANSAS | WEEK 7

SOUTHEASTERN CONFERENCE BREAKDOWN KENTUCKY'S HISTORY IN SEC ACTION

<u>Team</u>	<u>Years of UK Series Victories</u>	<u>School:</u>	<u>Consecutive Years Captured</u>
Mississippi State (8):	1998, 2002, 2009, 2010, 2011, 2013, 2014, 2016	LSU (2):	2015, 2016
Auburn (4):	2000, 2001, 2009, 2012	Ole Miss (8):	2007, 2008, 2009, 2010, 2012, 2013, 2014, 2016
Florida (3):	2000, 2011, 2012	Mississippi State (3):	2013, 2014, 2016
Georgia (2):	2000, 2012	Missouri (2):	2014, 2016
Tennessee (2):	2000, 2011	Arkansas (2):	2014, 2016
Ole Miss (9):	2001, 2007, 2008, 2009, 2010, 2012, 2013, 2014, 2016		
South Carolina (8):	2001, 2006, 2009, 2010, 2011, 2012, 2013, 2016		
Arkansas (6):	2002, 2003, 2010, 2011, 2014, 2016		
Alabama (1):	2013		
LSU (3):	2012, 2015, 2016		
Missouri (2):	2014, 2016		
Texas A&M (1):	2014		

2017 Breakdown 1-2

at #16 Georgia - Series lost, 2-1

Game 1: W, 2-1


Game 2: L, 7-5

Game 3: L, 3-1

vs. #22 Arkansas - Series TBA

<u>Year:</u>	<u>UK's Series Captured that Season</u>
1997 (0):	-
1998 (1):	Mississippi State
1999 (0):	-
2000 (4):	Auburn, Florida, Georgia, Tennessee
2001 (3):	Auburn, Ole Miss, South Carolina
2002 (2):	Arkansas, Mississippi State
2003 (1):	Arkansas
2004 (0):	-
2005 (0):	-
2006 (1):	South Carolina
2007 (1):	Ole Miss
2008 (1):	Ole Miss
2009 (4):	Auburn, Mississippi State, Ole Miss, South Carolina
2010 (4):	Arkansas, Mississippi State, Ole Miss, South Carolina
2011 (5):	Arkansas, Mississippi State, Tennessee, Florida, South Carolina
2012 (6):	Auburn, Georgia, Ole Miss, Florida, LSU, South Carolina
2013 (4):	Ole Miss, Miss. State, South Carolina, Alabama
2014 (5):	Mississippi State, Missouri, Texas A&M, Ole Miss, Arkansas
2015 (1):	LSU
2016 (6):	at South Carolina, Ole Miss, at Arkansas, at No. 8 LSU, No. 18 Missouri, vs. Mississippi State

KENTUCKY HOME RUN TRACKER UNDER COACH KRISTINE HIMES





KENTUCKY SOFTBALL 2017 | VS. ARKANSAS | WEEK 7

STARTING LINEUPS BY BATTING ORDER

Opponent	1	2	3	4	5	6	7	8	9
Florida A&M	Schaper	Reed	Cheek	Martens	Ray	Hinz	Rainwater	Rethlake	Vick
Pittsburgh	Vick	Reed	Schaper	Cheek	Martens	Ray	Metzger	Rainwater	Hinz
Pittsburgh	Reed	Vick	Schaper	Cheek	Martens	Ray	Rethlake	Rainwater	Hinz
Central Florida	Reed	Martens	Schaper	Cheek	Ray	Metzger	Henson	Rainwater	Vick
Florida A&M	Reed	Martens	Schaper	Cheek	Ray	Henson	Metzger	Rainwater	Vick
UCLA (1)	Reed	Martens	Schaper	Cheek	Ray	Metzger	Hinz	Rainwater	Vick
UCLA (2)	Reed	Martens	Cheek	Schaper	Ray	Metzger	Hinz	Rethlake	Vick
UC-Davis	Reed	Martens	Cheek	Schaper	Ray	Metzger	Hinz	Rethlake	Vick
Oregon	Reed	Martens	Cheek	Schaper	Ray	Hinz	Rainwater	Rethlake	Vick
UConn	Reed	Martens	Schaper	Ray	Cheek	Metzger	Hinz	Rethlake	Vick
Florida A&M	Reed	Rethlake	Martens	Schaper	Ray	Cheek	Metzger	Hinz	Vick
Memphis	Reed	Rethlake	Martens	Schaper	Cheek	Ray	Hinz	Rainwater	Vick
Florida Atlantic	Reed	Rethlake	Schaper	Martens	Cheek	Ray	Hinz	Rainwater	Vick
Memphis	Reed	Rethlake	Cheek	Martens	Schaper	Ray	Hinz	Metzger	Vick
Northern Illinois	Reed	Rethlake	Cheek	Martens	Ray	Schaper	Hinz	Rainwater	Vick
Southern Illinois	Reed	Rethlake	Cheek	Martens	Ray	Metzger	Schaper	Rainwater	Vick
UIC - Chicago	Reed	Rethlake	Cheek	Martens	Ray	Hinz	Metzger	Rainwater	Vick
Dayton	Reed	Rethlake	Cheek	Martens	Schaper	Ray	Metzger	Rainwater	Vick
Evansville	Reed	Rethlake	Cheek	Martens	Ray	Schaper	Hinz	Rainwater	Vick
Drexel	Reed	Rethlake	Martens	Cheek	Hinz	Ray	Metzger	Rainwater	Vick
Kent State	Martens	Rethlake	Cheek	Ray	Reed	Hinz	Schaper	Metzger	Vick
Michigan	Rethlake	Reed	Martens	Cheek	Schaper	Ray	Hinz	Henson	Vick
Georgia (1)	Rethlake	Reed	Cheek	Martens	Schaper	Ray	Hinz	Rainwater	Vick
Georgia (2)	Rethlake	Reed	Cheek	Martens	Schaper	Ray	Hinz	Rainwater	Vick
Georgia (3)	Rethlake	Reed	Cheek	Martens	Ray	Metzger	Schaper	Rainwater	Vick
Arkansas (1)									
Arkansas (2)									
Arkansas (3)									
NKU									
Ole Miss (1)									
Ole Miss (2)									
Ole Miss (3)									
WKU									
Tennessee (1)									
Tennessee (2)									
Tennessee (3)									
Marshall									
Louisville									
Florida (1)									
Florida (2)									
Florida (3)									
Indiana									
Mizzou (1)									
Mizzou (2)									
Mizzou (3)									
Eastern KY									
UT Martin									
Texas A&M (1)									
Texas A&M (2)									
Texas A&M (3)									
Mississippi St. (1)									
Mississippi St. (2)									
Mississippi St. (3)									



KENTUCKY SOFTBALL 2017 | VS. ARKANSAS | WEEK 7

STARTING LINEUPS BY POSITION

Opponent	C	1B	2B	3B	SS	LF	CF	RF	P
Florida A&M	Schaper	Rethlake	Martens	Cheek	Reed	Hinz	Rainwater	Ray	Smith
Pittsburgh	Metzger	Cheek	Martens	Schaper	Reed	Vick	Rainwater	Hinz	Prince
Pittsburgh	Schaper	Metzger	Martens	Cheek	Reed	Ray	Rainwater	Hinz	Rethlake
Central Florida	Metzger	Schaper	Martens	Cheek	Reed	Ray	Rainwater	Vick	Prince
Florida A&M	Metzger	Schaper	Martens	Cheek	Reed	Ray	Rainwater	Vick	Spellman
UCLA (1)	Schaper	Metzger	Martens	Cheek	Reed	Hinz	Rainwater	Ray	Spellman
UCLA (2)	Schaper	Rethlake	Martens	Cheek	Reed	Ray	Hinz	Vick	Prince
UC-Davis	Schaper	Metzger	Martens	Cheek	Reed	Hinz	Rainwater	Ray	Rethlake
Oregon	Schaper	Rethlake	Martens	Cheek	Reed	Hinz	Rainwater	Ray	Smith
UConn	Schaper	Rethlake	Martens	Cheek	Reed	Vick	Hinz	Ray	Smith
Florida A&M	Schaper	Rethlake	Martens	Cheek	Reed	Vick	Hinz	Ray	Spellman
Memphis	Schaper	Rethlake	Martens	Cheek	Reed	Hinz	Rainwater	Ray	Spellman
Florida Atlantic	Schaper	Rethlake	Martens	Cheek	Reed	Hinz	Rainwater	Ray	Smith
Memphis	Schaper	Rethlake	Martens	Cheek	Reed	Vick	Hinz	Bigelow	Rethlake
Northern Illinois	Schaper	Rethlake	Martens	Cheek	Reed	Hinz	Rainwater	Ray	Prince
Southern Illinois	Schaper	Rethlake	Martens	Cheek	Reed	Vick	Rainwater	Ray	Smith
UIC - Chicago	Schaper	Rethlake	Martens	Cheek	Reed	Hinz	Rainwater	Ray	Spellman
Dayton	Schaper	Metzger	Martens	Cheek	Reed	Bigelow	Rainwater	Ray	Rethlake
Evansville	Schaper	Rethlake	Martens	Cheek	Reed	Hinz	Rainwater	Ray	Spellman
Drexel	Metzger	Rethlake	Martens	Cheek	Reed	Hinz	Rainwater	Ray	Smith
Kent State	Schaper	Metzger	Martens	Cheek	Reed	Hinz	Bigelow	Ray	Rethlake
Michigan	Schaper	Rethlake	Martens	Cheek	Reed	Vick	Hinz	Ray	Prince
Georgia (1)	Schaper	Rethlake	Martens	Cheek	Reed	Hinz	Rainwater	Ray	Prince
Georgia (2)	Schaper	Rethlake	Martens	Cheek	Reed	Hinz	Rainwater	Ray	Smith
Georgia (3)	Schaper	Rethlake	Martens	Cheek	Reed	Vick	Rainwater	Ray	Prince
Arkansas (1)									
Arkansas (2)									
Arkansas (3)									
NKU									
Ole Miss (1)									
Ole Miss (2)									
Ole Miss (3)									
WKU									
Tennessee (1)									
Tennessee (2)									
Tennessee (3)									
Marshall									
Louisville									
Florida (1)									
Florida (2)									
Florida (3)									
Indiana									
Mizzou (1)									
Mizzou (2)									
Mizzou (3)									
Eastern KY									
UT Martin									
Texas A&M (1)									
Texas A&M (2)									
Texas A&M (3)									
Mississippi St. (1)									
Mississippi St. (2)									
Mississippi St. (3)									

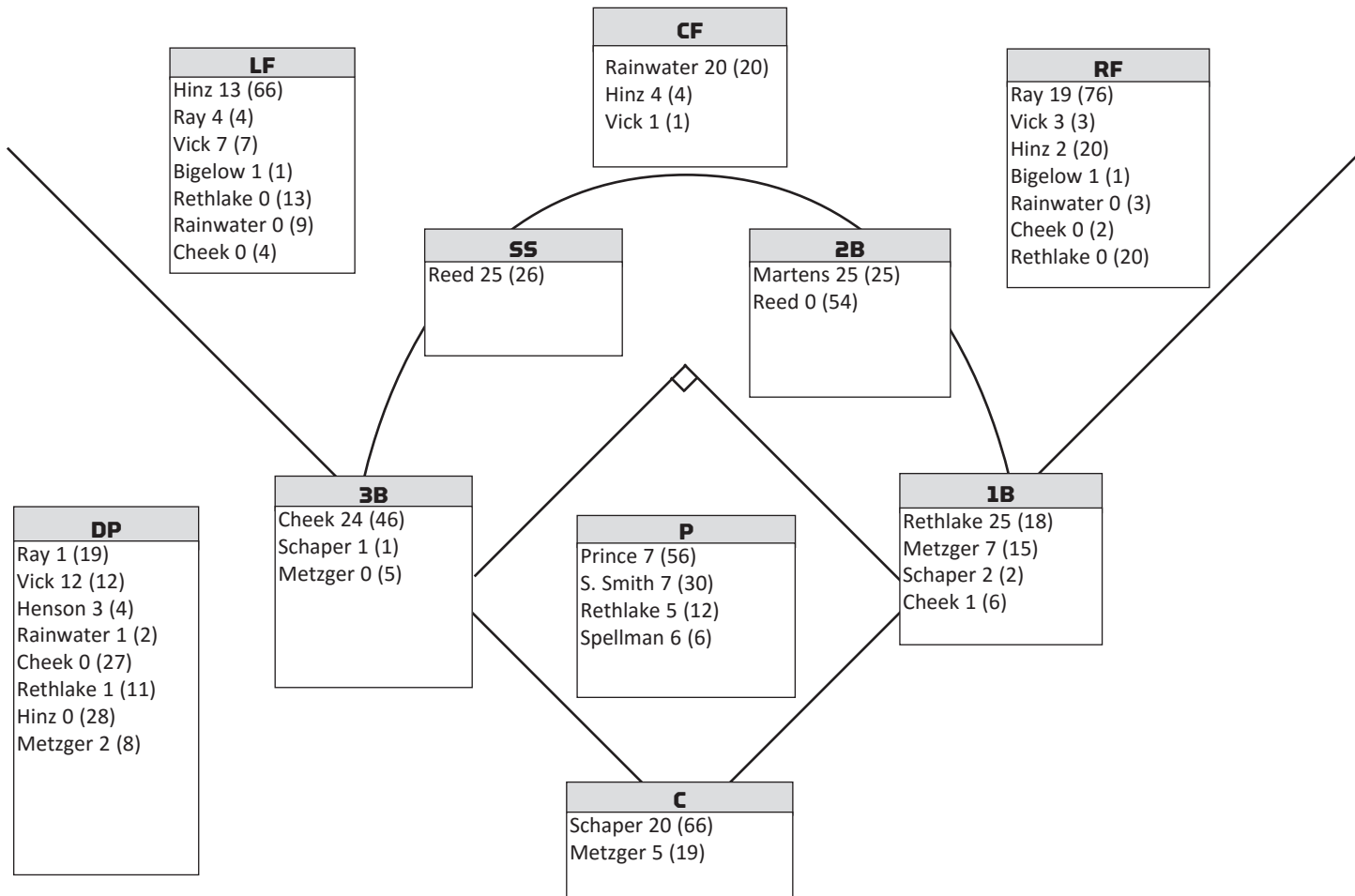


KENTUCKY SOFTBALL 2017 | VS. ARKANSAS | WEEK 7

2017 STARTS BY BATTING ORDER

Player	1	2	3	4	5	6	7	8	9
Breanne Ray	.	.	.	2	15	9	.	.	.
Brooklin Hinz	1	4	12	1	2
Rachael Metzger	7	5	2	.
Meagan Prince
Erin Rethlake	4	11	1	6	.
Shannon Smith
Sarah Rainwater	3	15	.
Jenny Schaper	1	.	7	5	4	2	3	.	.
Abbey Cheek	.	.	14	7	4	1	.	.	.
Kelsee Henson	1	1	1	.
Katie Reed	18	10	.	.	2
Hannah Huffman
Madison Kearschner
Brynlee Bigelow
Kalia Johnson
Alex Martens	1	3	4	11	2
Kierston Moore
Morgan McCallum
Ashley Ruiz
Larissa Spellman
Bailey Vick	1	1	23

STARTS BY POSITION IN 2017 (CAREER)





KENTUCKY SOFTBALL 2017 | VS. ARKANSAS | WEEK 7

2017 TEAM GAME-BY-GAME HITTING

Opponent	AB	R	H	RBI	2B	3B	HR	TB	BB	SB	CS	HBP	SAC	SFG	DP	K	PO	E	LOB	Avg
Florida A&M	27	4	10	3	0	0	1	13	3	0	4	0	0	1	0	3	21	3	9	.370
Pittsburgh	27	1	5	1	1	0	1	9	2	0	1	0	0	0	0	3	21	1	7	.278
Pittsburgh	30	3	9	3	1	0	2	16	3	0	3	0	0	0	0	3	18	1	9	.286
Central Florida	27	6	11	6	1	0	1	3	3	1	0	1	2	2	0	4	21	1	8	.315
Florida A&M	25	3	6	3	0	0	1	9	1	1	0	1	0	1	0	3	21	0	3	.301
UCLA (1)	25	2	5	2	1	0	0	6	0	0	0	0	0	0	0	10	18	1	2	.286
UCLA (2)	39	2	6	2	1	0	1	10	2	0	1	0	0	0	0	9	33	2	6	.260
UC-Davis	24	4	8	4	2	1	0	12	3	0	1	0	0	1	1	0	21	1	7	.268
Oregon	24	4	6	4	1	0	0	7	3	0	0	0	0	2	0	5	21	2	5	.266
UConn	25	4	6	4	0	0	0	6	1	0	2	0	0	1	0	3	21	1	5	.264
Florida A&M	27	2	11	1	3	0	0	14	3	0	3	2	4	2	0	3	21	0	13	.277
Memphis	26	9	14	8	3	0	1	20	2	0	7	0	0	0	0	1	15	0	5	.298
Florida Atlantic	28	6	11	5	1	0	1	15	1	0	5	1	0	0	0	5	21	0	3	.305
Memphis	27	12	11	10	3	0	2	20	1	0	1	0	2	0	0	4	15	0	4	.312
Northern Illinois	23	2	7	2	1	0	0	8	1	0	3	0	1	0	0	5	21	1	5	.312
Southern Illinois	35	7	15	6	2	0	0	17	3	0	5	0	1	1	0	4	21	0	12	.321
UIC - Chicago	25	6	7	6	0	1	2	15	1	0	0	0	0	0	0	5	21	0	2	.319
Dayton	20	1	4	0	1	0	5	2	0	2	0	0	1	0	0	5	21	1	4	.314
Evansville	25	4	7	4	1	0	1	11	2	0	1	0	1	0	0	5	21	0	6	.312
Drexel	32	9	12	8	0	0	4	24	5	0	7	1	0	0	0	4	21	0	7	.316
Kent State	22	2	4	2	3	0	0	7	1	0	0	0	0	0	0	2	21	0	3	.311
Michigan	21	5	5	3	1	0	1	9	3	0	4	0	2	1	0	7	21	1	4	.308
Georgia (1)	24	2	7	2	1	0	0	8	1	0	1	1	2	2	1	7	21	1	7	.303
Georgia (2)	30	5	11	4	0	0	3	20	3	0	0	0	0	0	1	5	18	2	7	.310
Georgia (3)	26	1	3	1	0	0	0	1	6	1	0	0			0	0	0	0	4	.18
4		6		.303																
Arkansas (1)																				
Arkansas (2)																				
Arkansas (3)																				
NKU																				
Ole Miss (1)																				
Ole Miss (2)																				
Ole Miss (3)																				
WKU																				
Tennessee (1)																				
Tennessee (2)																				
Tennessee (3)																				
Marshall																				
Louisville																				
Florida (1)																				
Florida (2)																				
Florida (3)																				
Indiana																				
Mizzou (1)																				
Mizzou (2)																				
Mizzou (3)																				
Eastern KY																				
UT Martin																				
Texas A&M (1)																				
Texas A&M (2)																				
Texas A&M (3)																				
Mississippi St. (1)																				
Mississippi St. (2)																				
Mississippi St. (3)																				



KENTUCKY SOFTBALL 2017 | VS. ARKANSAS | WEEK 7

2017 TEAM GAME-BY-GAME PITCHING

Opponent	IP	H	R	ER	BB	SO	2B	3B	HR	WP	BK	HBP	DP	IBB	Score	W	L	SV	ERA
Florida A&M	7.0	4	2	2	2	12	2	0	1	0	0	1	2	0	4-2	1	0	0	1.00
Pittsburgh	7.0	7	3	3	4	12	1	0	0	1	0	2	0	0	1-3	1	1	0	2.00
Pittsburgh	6.0	6	6	5	6	3	1	0	1	1	0	0	0	0	3-6	1	2	0	3.15
Central Florida	7.0	4	3	3	5	7	0	0	1	1	0	3	0	0	6-3	2	2	0	3.11
Florida A&M	7.0	2	0	0	1	3	0	0	0	1	0	0	0	0	3-0	3	2	0	2.47
UCLA (1)	6.0	9	6	5	1	2	0	0	0	0	0	0	1	0	2-6	3	3	1	2.97
UCLA (2)	11.0	8	1	0	3	6	1	0	0	1	0	1	2	0	2-1	4	3	1	2.33
UC-Davis	7.0	6	1	1	2	5	2	0	0	0	0	2	0	0	4-1	5	3	1	2.17
Oregon	7.0	11	5	2	2	6	1	0	1	2	0	3	0	0	4-5	5	4	1	2.15
UConn	7.0	3	2	2	2	6	0	0	0	0	0	1	0	0	4-2	6	4	1	2.14
Florida A&M	7.0	2	0	0	3	9	0	0	0	0	0	0	0	0	2-0	7	4	1	1.95
Memphis	5.0	7	1	1	2	1	0	0	0	0	0	0	0	0	9-1	8	4	1	1.92
Florida Atlantic	7.0	2	2	2	5	11	1	0	1	1	0	0	0	0	6-2	9	4	1	1.92
Memphis	5.0	2	0	0	1	3	0	0	0	1	0	0	0	0	12-0	10	4	1	1.92
Northern Illinois	7.0	2	0	0	1	9	0	0	0	0	0	0	0	0	2-0	11	4	3	1.70
Southern Illinois	7.0	3	1	1	6	8	1	0	0	1	0	0	0	0	7-1	12	4	3	1.65
UIC - Chicago	7.0	1	2	2	2	9	0	0	0	1	0	1	0	0	6-2	13	4	3	1.68
Dayton	7.0	1	0	0	0	9	0	0	0	0	0	1	0	0	1-0	14	4	3	1.58
Evansville	7.0	2	1	0	4	11	0	0	0	2	0	0	0	0	4-1	15	4	3	1.50
Drexel	7.0	2	1	0	2	7	0	0	0	0	0	1	0	0	9-1	16	4	3	1.42
Kent State	7.0	1	0	0	3	11	0	0	0	0	0	2	0	0	2-0	17	4	3	1.35
Michigan	7.0	6	1	1	3	6	1	0	1	0	0	0	1	0	5-1	18	4	3	1.34
Georgia (1)	7.0	4	1	1	4	9	1	0	0	0	0	0	0	0	2-1	19	4	3	1.32
Georgia (2)	6.0	13	7	7	2	0	1	0	2	0	0	0	0	0	5-7	19	5	3	1.57
Georgia (3)	6.0	7	3	1	5	5	1	0	0	0	0	1	0	0	1-3	19	6	3	1.56
Arkansas (1)																			
Arkansas (2)																			
Arkansas (3)																			
NKU																			
Ole Miss (1)																			
Ole Miss (2)																			
Ole Miss (3)																			
WKU																			
Tennessee (1)																			
Tennessee (2)																			
Tennessee (3)																			
Marshall																			
Louisville																			
Florida (1)																			
Florida (2)																			
Florida (3)																			
Indiana																			
Mizzou (1)																			
Mizzou (2)																			
Mizzou (3)																			
Eastern KY																			
UT Martin																			
Texas A&M (1)																			
Texas A&M (2)																			
Texas A&M (3)																			
Mississippi St. (1)																			
Mississippi St. (2)																			
Mississippi St. (3)																			



KENTUCKY SOFTBALL 2017 | VS. ARKANSAS | WEEK 7

2017 HOME RUN TRACKER

#	Player	Game#	Date	Opp.	Pitcher	On-base	Inning	Outs	Count	Score	Final
1.	Alex Martens	1	Feb. 10	Florida A&M	Pereira	.1..	7	0	2-0	2-2	W, 4-2
2.	Jenny Schaper	2	Feb. 10	Pitt	Harris	0...	5	2	2-2	0-3	L, 3-1
3.	Abbey Cheek	3	Feb. 11	Pitt	Harris	.1..	3	2	1-1	0-1	L, 3-6
4.	Jenny Schaper	3	Feb. 11	Pitt	Harris	0...	5	1	2-0	2-6	L, 3-6
5.	Kierston Moore	4	Feb. 11	UCF	White	..2.	4	2	2-0	1-1	W, 6-3
6.	Rachael Metzger	5	Feb. 12	FAMU	Burse	0...	2	2	0-2	0-0	W, 3-0
7.	Jenny Schaper	7	Feb. 15	at UCLA	Garcia	0...	11	2	0-0	1-1	W, 2-1
8.	Brooklin Hinz	12	Feb. 25	Memphis	Novak	..2.	5	2	1-1	3-1	W, 9-1
9.	Abbey Cheek	13	Feb. 25	Florida Atlantic	Wilson	.1..	5	2	1-1	4-1	W, 6-2
10.	Rachael Metzger	14	Feb. 26	Memphis	Smith	...3	2	0	0-0	0-0	W, 12-0
11.	Abbey Cheek	14	Feb. 26	Memphis	Wisher	.1..	3	2	0-0	9-0	W, 12-0
12.	Jenny Schaper	17	March 4	Illinois-Chicago	Heflin	0...	5	1	0-0	1-2	W, 6-2
13.	Abbey Cheek	17	March 4	Illinois-Chicago	Heflin	...3	5	2	2-2	2-2	W, 6-2
14.	Brooklin Hinz	19	March 10	Evansville	Downing	0...	5	0	1-2	0-0	W, 4-1
15.	Rachael Metzger (1)	20	March 10	Drexel	Haley	.1..	4	2	0-0	0-0	W, 9-1
16.	Abbey Cheek	20	March 10	Drexel	Hamilton	..2.	5	1	3-1	2-1	W, 9-1
17.	Rachael Metzger (2)	20	March 10	Drexel	Haley	.1..	5	2	0-0	5-1	W, 9-1
18.	Breanne Ray	20	March 10	Drexel	Grippe	0...	7	0	0-0	8-1	W, 9-1
19.	Breanne Ray	22	March 12	Michigan	Betsa	..2.	6	0	2-2	2-1	W, 5-1
20.	Katie Reed	24	March 18	at Georgia	Avant	0...	0	1	1-1	1-0	L, 7-5
21.	Rachael Metzger (1)	24	March 18	at Georgia	Avant	.1..	4	0	1-0	2-6	L, 7-5
22.	Rachael Metzger (2)	24	March 18	at Georgia	Bass	0...	6	0	0-2	3-7	L, 7-5
23.	Alex Martens	25	March 20	at Georgia	Gray	0...	6	1	2-2	0-3	L, 3-1

Solo

10

2-Run

7

3-Run

4

Grand Slam

2

Total Runs from Homers

44

HEAD COACH RACHEL LAWSON (TENTH SEASON)

When Rachel Lawson was named head coach of the University of Kentucky softball team in July 2007 she saw a program poised for success. She knew athletics director Mitch Barnhart and the rest of UK's administration would give her unwavering support, and most importantly she knew the Big Blue Nation would provide the home-field advantage necessary for her team to compete in the Southeastern Conference.

Entering her 10th season as UK's head coach in 2017, Lawson's vision for the UK softball program has started to become a realization. The winningest head coach in program history has not only lead UK to its first-ever appearance in the Women's College World Series, four NCAA Super Regionals the last five seasons, including a program-best 50 wins in 2014, but UK's administration come through on their promise and commitment to softball by providing Lawson with one of the nation's greatest collegiate softball facilities in the \$9.5 million John Cropp Stadium.

She became the first coach in program history to eclipse 300 wins at Kentucky against Ole Miss on March 19 in a 3-1 win at John Cropp Stadium in Lexington.

Lawson and Co. have made sure the beautiful stadium has seen lots of wins over the past few seasons as UK had had some of its three most successful seasons in program history each of the last four years. In 2014, Lawson guided Kentucky to the Women's College World Series behind 50 wins. The Wildcats also set single-season records in at-bats, runs scored, doubles, home runs, RBI, total bases, walks, fielding percentage, putouts, lowest ERA and strikeouts. UK, which advanced to the program's first SEC Tournament Championship, started the season with a program-best 12 straight wins.

Three of the last four seasons, Lawson has led the Wildcats to a national seed in the NCAA Tournament. The school's first-ever national seed was in 2013 - and UK hosted an NCAA Regional for the first time ever. Kentucky, which has made the NCAA Tournament each of the last eight seasons, is one of just 18 schools nationally to claim that honor.

Lawson helped guide Kentucky to its best regular season in program history in 2016, winning 43 games in the regular season, ending with a No. 9 national seed in the NCAA Tournament, a new program best. The Wildcats earned the right to host the NCAA Tournament for the third time in the last four seasons at John Cropp Stadium in Lexington. Lawson was named the 2016 SEC Coach of the Year, and joined Kelsey Nunley (SEC Pitcher of the Year) as the first two Kentucky winners of those awards.

The 2016 team finished with some of the best pitching numbers in program history, setting school records in the circle for lowest team ERA (1.71), lowest opponent batting average (.191), fewest runs allowed (130), fewest earned runs allowed (98), fewest hits allowed (280) and fewest doubles allowed (44).

Now entering her 10th season in 2017, Lawson has won 411 career games at the head of the dugout and has earned her first-career NFCA First Team All-American in 2016 when Kelsey Nunley was named to the elite squad as a pitcher. Nunley became the second All-American in program history (Molly Johnson, 2nd Team), and the first to be named to the First Team.

Now sitting at 322-213 in her ten seasons at Kentucky, Lawson is the winningest head coach in school history and already has more wins in SEC play than UK had all told as a program when she took over in 2007. UK finished the 2014 season ranked sixth in both national listings for its best final ranking ever. In 2013, Kentucky was ranked in the top 14 of both collegiate softball rankings for the second time in school history with nine wins over ranked teams. In her nine seasons at Kentucky, Lawson has defeated over 70 ranked foes, including 40 wins vs. top-10 teams and 18 against top-five teams.

Lawson's 2013 squad set the stage for the 2014 run to the Women's College World Series, setting several school records, including a then-program record 41 wins. All told, Lawson has directed the Wildcats to 30 or more victories in seven-straight seasons, which also resonates as a program record. In her nine years with Kentucky, Lawson has helped UK players earn 33 All-SEC honors and 23 SEC Player of the Week honors.

Lawson's impact on the UK program is obviously, but her ability to develop players sometimes gets overshadowed by her impressive credentials in handling the day-to-day running of a program. Lawson, who serves as the pitching coach for the Wildcats, has guided three different pitchers to throw no-hitters against top-25 teams in just the last four seasons alone.



In all, UK has 17 career no-hitters - all of which have come under Lawson's tenure - including two perfect games.

Kentucky's 2012 season was highlighted by an impressive second-half surge with upsets of 12 ranked opponents, a then Lawson-best fifth place finish in SEC action, a program-record six captured conference series and a senior class who became the first class in school history to tally a .500 record or better in each of their four seasons of play.

The end of the 2012 season also marked the conclusion of some of the best individual careers in UK history as Lawson helped pitcher Chanda Bell become the first player in school history to record 200-plus strikeouts all four seasons, while slugger Brittany Cervantes is the school's leading home run hitter. Pitcher/infielder Rachel Riley also excelled under Lawson, ranking top 10 in school history in field percentage and nearly every pitching category.

In 2011, Lawson directed the Wildcats to their first NCAA Super Regional appearance and finished the season ranked No.12 in the country. The 2011 team earned a 40-16 overall record to set a new single-season standard for wins in a season before Lawson's 2013 team posted 41. UK appeared in the national rankings for a school-record 14 consecutive weeks, defeated 12 top-25 ranked opponents, captured five SEC series and became a national story with a dramatic postseason run which included a seventh-inning rally to knock off the nation's No. 2 team in Michigan in Ann Arbor to advance to Super Regionals.

The 2011 Wildcats shattered 12 single-season UK records, including home runs (65), RBI (275) and batting average (.275). Individually, the Wildcats had a school-record five players earn National Fastpitch Coaches Association All-Region honors in Meagan Aull, Cervantes, Kara Dill, Riley and Megan Yocke. Following the end of the impressive 2011 season, Lawson was rewarded with a five-year contract extension keeping her at the helm of the Wildcat program through 2016. That contract has been extended several times since, including June of 2014, which keeps Lawson in UK blue through the 2020 season.

In 2010, the Wildcats charted a 32-27 record and entered into the national rankings for the first time in program history, while also knocking off five top-seven ranked opponents on the year. Behind the pitching tandem of sophomores Riley and Bell, the Wildcats broke school records in nearly every pitching category. Kentucky's offense continued to make strides as well with improvements in batting average, home runs, RBI and sacrifice hits for the third consecutive season under the direction of Lawson.

HEAD COACH RACHEL LAWSON (TENTH SEASON)

Lawson's impact on the program was immediate as many Wildcats broke into the school record books under her tutelage. Pitcher Amber Matousek became the first pitcher in 10 years to record 10 or more strikeouts in a game when the sophomore right-hander achieved the feat three times in the season. Johnson set the school record for most doubles (20) in a season, while rocketing up the school charts for career home runs, doubles, batting average, slugging percentage and on-base percentage.

During the season the head coach also charted her 100th career victory in a 5-1 UK triumph over Eastern Illinois on March 1. Lawson became the winningest head coach in program history on April 10, 2013 with win No. 182 against Eastern Kentucky in Richmond, Ky.

Lawson became just the third head coach in the history of the Kentucky softball program after spending three seasons at Western Kentucky. She also served as an assistant coach at Maryland from 1996-2002 and was the associate head coach of the Philadelphia Force professional team in 2006.

Lawson tallied a record of 92-84 (.523) during her tenure with the Hilltoppers. In her first season at WKU, she led the Toppers to a spot in the Sun Belt Conference Tournament championship game. Picked to finish last in the preseason poll, WKU tied for second in the conference standings after setting a school record with 12 Sun Belt victories. The Billings, Mont., native led WKU to a 33-24 record in 2005 and reached the 30-win plateau again in 2007.

Lawson and the Hilltoppers battled nine NCAA Regional participants in 2006, including four teams ranked in the top 25, while finishing third in the Sun Belt regular-season play. She guided the squad to wins over perennial powers Long Beach State, South Florida, Mississippi Valley, as well as No. 13 Louisiana-Lafayette and No. 21 Louisville. In fact, then-freshman pitcher Ryan Rogge tossed the school's third no hitter against the Ragin' Cajuns in WKU's 8-0 victory.

The win handed UL its first run-rule defeat in an SBC contest. Three Hilltoppers - Lathrop, Rolfs and Rogge - each earned SBC Player- and Pitcher-of-the-Week honors throughout the season, as Rolfs and outfielder Alana Towns notched all-conference honors.

Lawson was a two-time all-conference player at Massachusetts, where she was part of a program that advanced to the 1992 Women's College World Series, and has seven years experience as an assistant coach at Maryland.

During her four-year career at UMass, Lawson helped the Minutewomen post a combined record of 142-68 (67.6 percent) including a 39-3 (92.9 percent) Atlantic 10 mark. In addition to the 1992 WCWS appearance, she was a part of squads that also advanced to the NCAA Tournament her freshman season, won three A-10 Tournament titles and claimed the league regular-season championship four straight years.

Lawson was honored individually for her accomplishments on and off the field. She was both an All-Conference and All-Atlantic 10 Tournament performer in 1992 and 1994, and was also named to the A-10 Academic all-conference squad following each of her final two seasons.

Lawson joined the Maryland staff in 1996 and helped the Terrapins post six winning seasons in her seven years in College Park. Her responsibilities included recruiting, scheduling, organizing practice and travel, as well as running camps and clinics. In 1999, Lawson and company were selected the National Fastpitch Coaches Association Mid-Atlantic Coaching Staff of the Year after leading the Terrapins to a 51-23 record, their first ACC regular-season title and the championship game of the NCAA Region II Tournament.

During her time at Maryland, Lawson helped eight individuals earn NFCA all-region accolades -- with an All-America honoree in 1999 -- and nine players collected all-conference honors.

A 1994 graduate of Massachusetts with a degree in exercise science, Lawson also earned her master's degree in sports management from UMass in 1998. She is the daughter of Elaine and Gerald Lawson and has 12 siblings.

Before Lawson	Team	During Lawson
11	Seasons	9
1	Winning Seasons	8
242 (.373)	Wins. (Pct.)	338 (.608)
64	SEC Wins	108
11	Wins vs. Top 25	76
0	NCAA Tournaments	8
0	Super Regionals	4
0	WCWS	1
4	All-SEC Honors	33
94	SEC Academic Honor Roll Honorees	132

LAWSON YEAR-BY-YEAR AS HEAD COACH

Year	Team	Overall Record	Conference Record
2005	Western Kentucky	33-24	11-8
2006	Western Kentucky	29-28	8-7
2007	Western Kentucky	30-32	11-13
2008	Kentucky	17-37	3-25
2009	Kentucky	34-23	13-14
2010	Kentucky	32-27	13-15
2011	Kentucky	40-16	14-9
2012	Kentucky	30-30	15-13
2013	Kentucky	41-21	13-11
2014	Kentucky	50-19	13-11
2015	Kentucky	32-26	5-19
2016	Kentucky	46-14	17-7
2017	Kentucky	19-6	1-2
Total	13 Seasons	431-301	137-154
	At Kentucky	341-219	107-126
	At WKU	92-84	30-31

2008-Present: Kentucky, Head Coach

2005-07: Western Kentucky, Head Coach

2006: Associate Head Coach, Philadelphia Force

1996-2002: Assistant Coach, Maryland

CAREER RECORDS

Games Played

1. Leslie Kwiatkowski	254	(1998-2001)
2. Tiffany Kruse	252	(1998-2001)
3. Griffin Joiner	249	(2012-2015)
Christian Stokes	249	(2013-2016)
5. Sylver Samuel	244	(2013-2016)
6. Nikki Sagermann	242	(2013-2016)
7. Andy Eilertson	239	(1999-2002)
8. Lauren Cumbess	236	(2011-2014)
Maisie Steed	236	(2013-2016)
10. Emily Jolly	235	(2011-2014)

HITTING

Hits

1. Leslie Kwiatkowski	285	(1998-2001)
2. Nikki Jones	268	(2000-2003)
3. Molly Johnson	264	(2007-2010)
4. Lyndsey Angus	239	(2000-2003)
5. Tiffany Kruse	224	(1998-2001)
Natalie Smith	224	(2007-2010)
7. Griffin Joiner	212	(2012-2015)
8. Meagan Aull	211	(2008-2011)
9. Kara Dill	201	(2010-2013)
10. Angie Del Pozzo	197	(1999-2002)

Runs Batted In

1. Brittany Cervantes	161	(2009-2012)
2. Griffin Joiner	143	(2012-2015)
3. Leslie Kwiatkowski	137	(1998-2001)
4. Molly Johnson	135	(2007-2010)
5. Nikki Sagermann	121	(2013-2016)
Lauren Cumbess	118	(2011-2014)
Tiffany Kruse	118	(1998-2001)
7. Megan Yocke	115	(2008-2011)
8. Katie Campbell	112	(2004-2007)
9. Lyndsey Angus	111	(2000-2003)
10. Angie Del Pozzo	103	(1999-2002)

Batting Average (min. 200 at bats)

1. Molly Johnson	.389	(2007-2010)
2. Nikki Jones	.365	(2000-2003)
3. Lyndsey Angus	.360	(2000-2003)
4. Leslie Kwiatkowski	.351	(1998-2001)
5. Kara Dill	.330	(2010-2013)
6. Natalie Smith	.329	(2007-2010)
7. Brooke Marnitz	.320	(2004-2007)
8. Megan Yocke	.315	(2008-2011)
9. Sylver Samuel	.309	(2013-2016)
10. Meagan Aull	.305	(2008-2011)

Doubles

1. Molly Johnson	56	(2007-2010)
2. Leslie Kwiatkowski	47	(1998-2001)
3. Lyndsey Angus	44	(2000-2003)
4. Brittany Cervantes	42	(2009-2012)
Tiffany Kruse	42	(1998-2001)
Griffin Joiner	42	(2012-2015)
7. Angie Del Pozzo	38	(1999-2002)
8. Lauren Cumbess	37	(2011-2014)
9. Meagan Aull	36	(2008-2011)
10. Christian Stokes	34	(2013-2016)

Triples

1. Leslie Kwiatkowski	20	(1998-2001)
2. Tiffany Kruse	18	(1998-2001)

3. Nikki Jones	12	(2000-2003)
4. Meghan Cooper	10	(2002-2006)
Angie Del Pozzo	10	(1999-2002)
Molly Johnson	10	(2007-2010)
Megan Yocke	10	(2008-2011)
8. Kara Dill	9	(2010-2013)
Jessica Nance	9	(2002-2005)
Natalie Smith	9	(2007-2010)

Walks

1. Griffin Joiner	131	(2012-2015)
2. Megan Yocke	122	(2008-2011)
Nikki Sagermann	122	(2013-2016)
4. Brittany Cervantes	118	(2009-2012)
5. Lyndsey Angus	98	(2000-2003)
6. Destinee Mordecai	89	(2007-2010)
7. Maisie Steed	84	(2013-2016)
8. Brooke Marnitz	77	(2004-2007)
9. Christian Stokes	70	(2013-2016)
10. Samantha DeMartine	71	(2008-2011)

At-Bats

1. Leslie Kwiatkowski	811	(1998-2001)
2. Tiffany Kruse	764	(1998-2001)
3. Nikki Jones	734	(2000-2003)
4. Griffin Joiner	700	(2012-2015)
5. Meagan Aull	691	(2008-2011)
6. Natalie Smith	681	(2007-2010)
7. Molly Johnson	678	(2007-2010)
8. Christian Stokes	676	(2013-2016)
8. Angie Del Pozzo	664	(1999-2002)
Andy Eilertson	664	(1999-2002)
10. Lauren Cumbess	663	(2011-2014)
Lyndsey Angus	663	(2000-2003)

Runs Scored

1. Molly Johnson	161	(2007-2010)
2. Leslie Kwiatkowski	145	(1998-2001)
3. Brittany Cervantes	139	(2009-2012)
4. Nikki Jones	138	(2000-2003)
5. Lyndsey Angus	136	(2000-2003)
Megan Yocke	136	(2008-2011)
7. Christian Stokes	125	(2013-2016)
8. Kara Dill	119	(2010-2013)
Sylver Samuel	119	(2013-2016)
10. Meagan Aull	117	(2008-2011)

Home Runs

1. Brittany Cervantes	48	(2009-2012)
2. Griffin Joiner	35	(2012-2015)
Molly Johnson	35	(2007-2010)
4. Nikki Sagermann	34	(2013-2016)
5. Brooke Marnitz	31	(2004-2007)
6. Katie Campbell	30	(2004-2007)
7. Christian Stokes	27	(2013-2016)
8. Lauren Cumbess	26	(2011-2014)
9. Megan Yocke	25	(2008-2011)
Maisie Steed	25	(2013-2016)

Slugging Pct. (min. 200 at bats)

1. Molly Johnson	.656	(2007-2010)
2. Brittany Cervantes	.577	(2009-2012)
3. Brooke Marnitz	.575	(2004-2007)
4. Nikki Sagermann	.523	(2013-Pres.)
5. Griffin Joiner	.519	(2012-2015)

6. Leslie Kwiatkowski	.518	(1998-2001)
Megan Yocke	.518	(2008-2011)
8. Lyndsey Angus	.510	(2000-2003)
9. Nikki Sagermann	.508	(2013-2016)
10. Katie Campbell	.500	(2004-2007)

Total Bases

1. Molly Johnson	445	(2007-2010)
2. Leslie Kwiatkowski	420	(1998-2001)
3. Brittany Cervantes	370	(2009-2012)
4. Griffin Joiner	363	(2012-2015)
5. Lyndsey Angus	338	(2000-2003)
6. Tiffany Kruse	323	(1998-2001)
7. Megan Yocke	322	(2008-2011)
8. Nikki Sagermann	320	(2013-2016)
9. Christian Stokes	313	(2013-2016)
10. Nikki Jones	312	(2000-2003)

Stolen Bases

1. Sylver Samuel	84	(2013-2016)
2. Leslie Kwiatkowski	82	(1998-2001)
3. Meagan Aull	71	(2008-2011)
4. Beth Fogel	70	(1999-2002)
5. Molly Johnson	66	(2007-2010)
6. Jessica Nance	64	(2002-2005)
7. Kara Dill	57	(2010-2013)
8. Nikki Jones	35	(2000-2003)
9. Angie Dal Pozzo	32	(1999-2002)
10. Megan Yocke	29	(2008-2011)
Maisie Steed	29	(2013-2016)

FIELDING

Fielding Pct. (min. 100 chances)

1. Jenny Schaper	.994	(2016-Pres.)
2. Griffin Joiner	.992	(2012-2015)
Megan Yocke	.992	(2008-2011)
4. Lauren Cumbess	.985	(2011-2014)
Jamie Dardis	.985	(2000-2002)
6. Maisie Steed	.984	(2013-2016)
7. Sam. DeMartine	.983	(2008-2011)
8. Lorie Horner	.982	(1997-2008)





CAREER RECORDS

Katie Campbell	.982	(2004-2007)
10. Alli Eckman	.981	(2005-2007)

Putouts

1. Griffin Joiner	1,557	(2012-2015)
2. Megan Yocke	1,203	(2008-2011)
3. Megan Glenn	1,117	(2003-2006)
4. Maisie Steed	1,051	(2013-2016)
5. Sam. DeMartine	1,041	(2008-2011)
6. Andy Eilertson	1,038	(1999-2002)
7. Lauren Cumbess	931	(2011-2014)
8. Katie Campbell	664	(2004-2007)
9. Lyndsey Angus	662	(2000-2003)
10. Nikki Jones	619	(2000-2003)

Assists

1. Angie Del Pozzo	552	(1999-2002)
2. Christian Stokes	517	(2013-2016)
3. Molly Johnson	510	(2007-2010)
4. Rachel Friberg	475	(2001-2004)
5. Meghan Cooper	452	(2002-2006)
6. Nikki Sagermann	450	(2013-2016)
7. Nikki Jones	416	(2000-2003)
8. Brittany Cervantes	374	(2009-2012)
9. Brooke Marnitz	364	(2004-2007)
10. Andy Eilertson	294	(1999-2002)

PITCHING

Appearances

1. Kelsey Nunley	171	(2013-2016)
2. Keary Camunas	158	(1997-2000)
3. Chanda Bell	143	(2009-2012)
4. Amy Kendall	133	(2003-2006)
5. Jennifer Howland	105	(1999-2002)
6. Rachel Riley	97	(2009-2012)
7. Meagan Prince	96	(2013-Pres)
8. Amber Matousek	90	(2007-2010)
9. Morgan Marr	80	(2000-2002)
10. Meghan Cooper	75	(2002-2006)

Innings Pitched

1. Kelsey Nunley	943.1	(2013-2016)
2. Keary Camunas	897.2	(1997-2000)
3. Chanda Bell	724.0	(2009-2012)
4. Amy Kendall	586.0	(2003-2006)
5. Rachel Riley	477.1	(2009-2012)
6. Jennifer Howland	476.2	(1999-2002)
7. Amber Matousek	442.0	(2007-2010)
8. Meagan Prince	409.2	(2013-Pres)
9. Morgan Marr	371.0	(2000-2002)
10. Meghan Cooper	340.2	(2002-2006)

Games Started

1. Keary Camunas	137	(1997-2000)
2. Kelsey Nunley	117	(2013-2016)
3. Chanda Bell	105	(2009-2012)
4. Amy Kendall	84	(2003-2006)
5. Amber Matousek	77	(2007-2010)
6. Jennifer Howland	74	(1999-2002)
7. Morgan Marr	61	(2000-2002)
8. Lauren Cumbess	57	(2011-2014)
Rachel Riley	57	(2009-2012)
Meagan Prince	57	(2014-Pres.)

ERA (min. 100 IP)

1. Kelsey Nunley	1.96	(2013-2016)
2. Meagan Prince	2.39	(2014-Pres.)
3. Keary Camunas	2.49	(1997-2000)
4. Chanda Bell	2.55	(2009-2012)
5. Shannon Smith	2.66	(2014-Pres.)
6. Rachel Riley	2.68	(2009-2012)
7. Lauren Cumbess	2.83	(2011-2014)
8. Jessica Trueblood	2.99	(2006)
9. Gretchen Prugh	3.03	(2004)
10. Morgan Marr	3.08	(2000-2002)

Opponent Batting Avg. (min. 250 batters faced)

1. Shannon Smith	.195	(2014-Pres.)
2. Chanda Bell	.200	(2009-2012)

3. Kelsey Nunley	.211	(2013-2016)
4. Lauren Cumbess	.215	(2011-2014)
5. Meagan Prince	.235	(2014-Pres.)
5. Gretchen Prugh	.238	(2004)
7. Keary Camunas	.247	(1997-2000)
8. Rachel Riley	.255	(2009-2012)
9. Jessica Trueblood	.258	(2006)

Strikeouts

1. Chanda Bell	910	(2009-2012)
2. Kelsey Nunley	809	(2013-2016)
3. Keary Camunas	550	(1997-2000)
4. Meagan Prince	356	(2014-Pres)
5. Amy Kendall	302	(2003-2006)
6. Rachel Riley	259	(2009-2012)
7. Lauren Cumbess	257	(2011-2014)
8. Amber Matousek	252	(2007-2010)
9. Shannon Smith	189	(2014-Pres)
10. Jennifer Howland	137	(1999-2002)

Wins

1. Kelsey Nunley	92	(2013-2016)
2. Chanda Bell	68	(2009-2012)
3. Keary Camunas	54	(1997-2000)
4. Meagan Prince	50	(2014-Pres)
5. Rachel Riley	40	(2009-2012)
6. Amy Kendall	31	(2003-2006)
7. Lauren Cumbess	29	(2011-2014)
Morgan Marr	29	(2000-2002)
9. Amber Matousek	28	(2007-2010)
10. Jennifer Howland	27	(1999-2002)

Saves

1. Kelsey Nunley	9	(2013-2016)
2. Meagan Prince	7	(2014-Pres)
3. Chanda Bell	6	(2009-2012)
4. Keary Camunas	5	(1997-2000)



Chanda Bell



Lauren Cumbess



Rachel Riley

SINGLE SEASON RECORDS

Games Played

1. Joiner/Stokes/Sagermann/Samuel	69	(2014)
2. Lauren Cumbess	67	(2014)
Tiffany Kruse	67	(1999)
Leslie Kwiatkowski	67	(1999)
3. Jennifer Howland	66	(1999)
4. Andy Eilertson	65	(2000)
Nikki Jones	65	(2000)
Tiffany Kruse	65	(2000)
7. Leslie Kwiatkowski	64	(2000)

HITTING

Batting Average

1. Nikki Jones	.442	(2002)
2. Molly Johnson	.433	(2009)
3. Molly Johnson	.401	(2008)
4. Brooke Marnitz	.399	(2007)
5. Leslie Kwiatkowski	.398	(2000)
6. Nikki Jones	.388	(2003)
7. Lyndsey Angus	.384	(2003)
8. Kara Dill	.377	(2011)
9. Molly Johnson	.375	(2010)
10. Leslie Kwiatkowski	.372	(1999)

At-Bats

1. Nikki Jones	212	(2000)
2. Tiffany Kruse	208	(1999)
3. Leslie Kwiatkowski	207	(1999)
4. Leslie Kwiatkowski	206	(1998)
5. Lauren Cumbess	203	(2014)
6. Kara Dill	202	(2012)
7. Jennifer Howland	201	(1999)
Leslie Kwiatkowski	201	(2000)
Lauren Cumbess	201	(2013)
10. Tiffany Kruse	199	(2000)

Hits

1. Molly Johnson	81	(2009)
2. Leslie Kwiatkowski	80	(2000)
3. Leslie Kwiatkowski	77	(1999)
4. Tiffany Kruse	72	(1999)
5. Kara Dill	71	(2012)
Nikki Jones	71	(2003)
Leslie Kwiatkowski	71	(1998)
8. Molly Johnson	69	(2010)
9. Meagan Aull	68	(2011)
Nikki Jones	68	(2002)

Doubles

1. Molly Johnson	20	(2008)
2. Tiffany Kruse	16	(2000)
Leslie Kwiatkowski	16	(2001)
4. Brittany Cervantes	15	(2012)
5. Griffin Joiner	14	(2013)
Molly Johnson	14	(2009)
7. Christian Stokes	13	(2014)
Lyndsey Angus	13	(2002)
9. Lauren Cumbess	12	(2013, 2014)
Lyndsey Angus	12	(2000)
Meagan Aull	12	(2009)
Leslie Kwiatkowski	12	(1998)
Brooke Marnitz	12	(2006)
Brooklin Hinz	12	(2016)

Triples

1. Tiffany Kruse	7	(2000)
2. Angie Del Pozzo	6	(2001)
Leslie Kwiatkowski	6	(2000)
Leslie Kwiatkowski	6	(1998)
5. Kara Dill	5	(2012)
Nikki Jones	5	(2003)
Tiffany Kruse	5	(1999)
Meagan Yocke	5	(2009)

Home Runs

1. Brooke Marnitz	21	(2007)
2. Brittany Cervantes	15	(2011)
3. Nikki Sagermann	13	(2014)
Brittany Cervantes	13	(2012)
Molly Johnson	13	(2010)
Lauren Cumbess	13	(2013)
7. Katie Campbell	12	(2007)
Amber Janneck	12	(2004)
9. Griffin Joiner	11	(2015)
Megan Yocke	11	(2011)
10. Griffin Joiner	10	(2013, 2014)
Lauren Cumbess	10	(2014)
Meagan Aull	10	(2011)
Brittany Cervantes	10	(2010)
Brittany Cervantes	10	(2009)
Samantha DeMartine	10	(2011)
Abbey Cheek	10	(2016)

Runs Batted In

1. Brooke Marnitz	61	(2007)
2. Brittany Cervantes	52	(2011)
Abbey Cheek	52	(2016)
4. Leslie Kwiatkowski	50	(2000)
5. Nikki Sagermann	49	(2014)
6. Griffin Joiner	43	(2015)
Leslie Kwiatkowski	43	(1999)
Lauren Cumbess	43	(2013)
9. Katie Campbell	42	(2006)
10. Lauren Cumbess	41	(2014)
Griffin Joiner	41	(2013)

Runs Scored

1. Brittany Cervantes	55	(2011)
2. Molly Johnson	53	(2009)
3. Molly Johnson	48	(2010)
4. Megan Yocke	47	(2011)
5. Kara Dill	44	(2011)
6. Leslie Kwiatkowski	43	(2000)
7. Brooke Marnitz	42	(2007)
Abbey Cheek	42	(2016)
8. Meagan Aull	41	(2011)
9. Leslie Kwiatkowski	40	(1999)
10. Nikki Jones	39	(2000)

Total Bases

1. Brooke Marnitz	137	(2007)
2. Molly Johnson	130	(2009)
3. Molly Johnson	125	(2010)
4. Leslie Kwiatkowski	117	(1999)
5. Lauren Cumbess	116	(2013)
6. Leslie Kwiatkowski	115	(2000)
7. Meagan Aull	112	(2011)
8. Angie Del Pozzo	110	(2001)
9. Lauren Cumbess	108	(2014)
Brittany Cervantes	108	(2012)
11. Brittany Cervantes	105	(2011)
Molly Johnson	105	(2008)



Megan Yocke



SINGLE SEASON RECORDS

On-Base Pct.

1. Molly Johnson	.498	(2009)
2. Brittany Cervantes	.490	(2011)
3. Megan Yocke	.483	(2011)
4. Lyndsey Angus	.478	(2003)
5. Molly Johnson	.472	(2008)
6. Nikki Jones	.466	(2002)
7. Brooke Marnitz	.454	(2007)
8. Griffin Joiner	.451	(2014)
9. Molly Johnson	.450	(2010)
10. Lyndsey Angus	.444	(2002)

Slugging Pct.

1. Brooke Marnitz	.895	(2007)
2. Molly Johnson	.695	(2009)
3. Molly Johnson	.679	(2010)
4. Brittany Cervantes	.677	(2011)
5. Molly Johnson	.669	(2008)
6. Katie Campbell	.640	(2007)
7. Becky Bishop	.632	(2007)
8. Brittany Cervantes	.615	(2012)
9. Rachel Riley	.611	(2011)
10. Megan Yocke	.604	(2011)

Sacrifice Hits

1. Beth Fogle	13	(2001)
Megan Yocke	13	(2009)
3. Lorie Melchi	12	(2003)
Megan Yocke	12	(2010)
5. Sylver Samuel	11	(2013, 2014)
Michelle Bucci	11	(1997)
Beth Fogle	11	(2000)
Jennifer Howland	11	(1999)
Stephanie Thompson	11	(1998)
Megan Yocke	11	(2008)

Sacrifice Flies

1. Alice O'Brien	5	(2013)
2. Nikki Sagermann	4	(2014)
Lyndsey Angus	4	(2000)
Rachel Friberg	4	(2002)
Brooke Marnitz	4	(2004)
7. Lauren Cumbess	3	(2014)
Meagan Aull	3	(2011)
Meagan Aull	3	(2009)
Meghan Cooper	3	(2004)
Angie Dal Pozzo	3	(2002)
Andy Eilertson	3	(2000)
Lorie Horner	3	(1997)
Brooke Marnitz	3	(2007)
Abbey Cheek	3	(2016)
Katie Reed	3	(2016)

Stolen Bases

1. Beth Fogle	34	(1999)
2. Leslie Kwiatkowski	28	(2000)
3. Meagan Aull	26	(2009)
4. Molly Johnson	24	(2009)
5. Sylver Samuel	23	(2016)
6. Leslie Kwiatkowski	22	(1999)
7. Sylver Samuel	21	(2013)
Kara Dill	21	(2012)

Jessica Nance	21	(2004)
10. Sylver Samuel	20	(2014, 2015)
Kara Dill	20	(2011)
Molly Johnson	20	(2010)

Walks

1. Brittany Cervantes	48	(2011)
2. Griffin Joiner	47	(2014)
Megan Yocke	47	(2011)
4. Griffin Joiner	36	(2015)
5. Nikki Sagermann	35	(2016)
6. Maisie Steed	34	(2013)
7. Brittany Cervantes	33	(2012)
8. Griffin Joiner	32	(2015)
9. Brooke Marnitz	31	(2006)
10. Nikki Sagermann	30	(2015)
Ansley Smith	30	(2014)

Hit by Pitch

1. Meghan Cooper	16	(2006)
2. Ansley Smith	15	(2014)
3. Emily Gaines	13	(2014)
4. Griffin Joiner	12	(2012)
5. Molly Johnson	10	(2008)
Molly Johnson	10	(2009)
Molly Johnson	10	(2010)
8. Ansley Smith	9	(2015)
Meagan Aull	9	(2009)
Samantha DeMartine	9	(2011)
Amber Janneck	9	(2005)
Leslie Kwiatkowski	9	(2001)

FIELDING

Putouts

1. Griffin Joiner	442	(2014)
2. Jenny Schaper	399	(2016)
3. Griffin Joiner	390	(2012)
4. Jamie Dardis	382	(2000)
Griffin Joiner	382	(2015)
6. Megan Yocke	369	(2010)
7. Megan Glenn	366	(2006)
8. Samantha DeMartine	363	(2009)

Assists

1. Christian Stokes	167	(2014)
Angie Dal Pozzo	167	(2001)
3. Lindsay Houser	148	(1998)
4. Angie Dal Pozzo	143	(1999)
Molly Johnson	143	(2009)
6. Nikki Sagermann	141	(2014)
7. Christian Stokes	140	(2015)
8. Molly Johnson	131	(2010)
9. Angie Dal Pozzo	129	(2002)
Rachel Friberg	129	(2003)

Fielding Pct.

1. Griffin Joiner	1.000	(2015)
Emily Jolly	1.000	(2014)
Maisie Steed	1.000	(2014)
Meagan Aull	1.000	(2009)
Michelle Bucci	1.000	(1999)
Beth Fogle	1.000	(2002)
Jennifer Howland	1.000	(2001)
7. Griffin Joiner	.998	(2014)
8. Megan Yocke	.997	(2011)
Megan Yocke	.997	(2009)
10. Katie Campbell	.996	(2006)



Meagan Aull

SINGLE SEASON RECORDS

PITCHING

ERA (min. 10 appearances)

1. Kelsey Nunley	1.27	(2016)
2. Keary Camunas	1.68	(2000)
3. Kelsey Nunley	1.88	(2014)
4. Meagan Prince	1.85	(2016)
5. Lauren Cumbess	1.99	(2011)
6. Lauren Cumbess	2.07	(2014)
7. Kelsey Nunley	2.14	(2013)
8. Chanda Bell	2.24	(2011)
9. Jennifer Howland	2.30	(2000)
10. Rachel Riley	2.35	(2009)

Win-loss pct. (min. 10 appearances)

1. Shannon Smith	1.000 (3-0)	(2016)
2. Ellen Weaver	.857 (6-1)	(2011)
3. Kelsey Nunley	.777 (21-6)	(2016)
Meagan Prince	.777 (21-6)	(2016)
5. Lauren Cumbess	.750 (6-2)	(2011)
6. Lauren Cumbess	.731 (30-11)	(2014)
7. Kelsey Nunley	.731 (30-11)	(2014)
8. Rachel Riley	.722 (13-5)	(2011)
9. Kelsey Nunley	.711 (27-11)	(2013)
10. Chanda Bell	.704 (19-8)	(2009)

Wins

1. Kelsey Nunley	30	(2014)
2. Kelsey Nunley	27	(2013)
3. Kelsey Nunley	21	(2016)
Meagan Prince	21	(2016)
5. Chanda Bell	19	(2009)
Keary Camunas	19	(2000)
7. Chanda Bell	18	(2010)
8. Morgan Marr	17	(2001)
9. Chanda Bell	16	(2012)
10. Chanda Bell	15	(2011)
Keary Camunas	15	(1998)

Saves

1. Kelsey Nunley	5	(2015)
2. Chanda Bell	4	(2012)
Keary Camunas	4	(1999)
Jessica Trueblood	4	(2006)
5. Kelsey Nunley	2	(2013)
Meghan Cooper	2	(2002)
Jennifer Young	2	(2007)
Meagan Prince	2	(2016)

Innings Pitched

1. Kelsey Nunley	282.1	(2014)
2. Kelsey Nunley	268.2	(2013)
3. Keary Camunas	251.1	(1998)
4. Amy Kendall	229.0	(2003)
5. Keary Camunas	226.2	(1999)
6. Keary Camunas	225.2	(2000)
7. Chanda Bell	219.1	(2010)
8. Kelsey Nunley	211.0	(2015)
9. Morgan Marr	195.2	(2001)
10. Keary Camunas	194.0	(1997)

Appearances

1. Samantha Allen	49	(2005)
2. Kelsey Nunley	47	(2013)

3. Kelsey Nunley	45	(2014)
4. Keary Camunas	43	(1999)
5. Kelsey Nunley	42	(2015)
6. Keary Camunas	41	(2000)
7. Keary Camunas	40	(1998)
Amy Kendall	40	(2003)
9. Chanda Bell	39	(2012)
10. Chanda Bell	37	(2010)
Morgan Marr	37	(2001)
Kelsey Nunley	37	(2016)

Games Started

1. Keary Camunas	37	(1998)
2. Kelsey Nunley	36	(2014)
Keary Camunas	36	(2000)
4. Chanda Bell	34	(2010)
Keary Camunas	34	(1999)
6. Amy Kendall	32	(2003)
7. Morgan Marr	31	(2001)
8. Kelsey Nunley	30	(2015)
Keary Camunas	30	(1997)
10. Samantha Allen	29	(2005)
Amber Matousek	29	(2008)

Complete Games

1. Keary Camunas	33	(1998)
2. Kelsey Nunley	31	(2014)
3. Amy Kendall	29	(2003)
Keary Camunas	28	(2000)
5. Chanda Bell	26	(2010)
Keary Camunas	26	(1999)
Amber Matousek	26	(2008)
8. Jessica Trueblood	25	(2006)
Kelsey Nunley	25	(2013)
10. Keary Camunas	23	(1997)
Morgan Marr	23	(2001)

Shutouts

1. Keary Camunas	9	(2000)
2. Kelsey Nunley	7	(2014)
Kelsey Nunley	7	(2016)
Chanda Bell	7	(2011)
4. Keary Camunas	6	(1998)
5. Rachel Riley	5	(2010)
Meagan Prince	5	(2016)
6. Kelsey Nunley	4	(2015)
Chanda Bell	4	(2010)
Keary Camunas	4	(1999)
Jennifer Howland	4	(2000)
Rachel Riley	4	(2011)

Strikeouts

1. Chanda Bell	288	(2010)
2. Kelsey Nunley	219	(2014)
3. Chanda Bell	216	(2009)
4. Chanda Bell	205	(2011)
5. Kelsey Nunley	203	(2016)
6. Chanda Bell	201	(2012)
7. Kelsey Nunley	194	(2015)
8. Kelsey Nunley	193	(2013)
9. Keary Camunas	164	(1999)
10. Keary Camunas	149	(1998)

Opponent Batting Avg. (min. 200 at-bats)

1. Chanda Bell	.175	(2011)
2. Kelsey Nunley	.178	(2016)
3. Lauren Cumbess	.193	(2012)
4. Chanda Bell	.200	(2010)
5. Lauren Cumbess	.201	(2011)
6. Lauren Cumbess	.203	(2014)
7. Chanda Bell	.208	(2012)
8. Kelsey Nunley	.213	(2014)
9. Kelsey Nunley	.215	(2013)
10. Meagan Prince	.214	(2016)



Keary Camunas



Jessica Trueblood



GAME RECORDS

HITTING

At-bats

6	Christian Stokes	vs. South Carolina	4/18/15
	Lauren Cumbess	at Ole Miss	4/13/14
	Kara Dill	at USC Upstate	2/24/13
	Nikki Jones	vs. Arkansas	4/27/03
	Jackie Haynes	vs. Middle Tennessee State	4/1/97
	Michelle Bucci	vs. Middle Tennessee State	4/1/97
	Jacki Haynes	vs. Mississippi State	4/11/97

Runs Scored

4	Griffin Joiner	vs. UNC	3/12/13
	Lyndsey Angus	vs. Belmont	2/23/02
	Angie Dal Pozzo	vs. Akron	3/9/01
	Beth Fogle	vs. Tennessee Tech	2/18/00
	Molly Johnson	vs. Ohio State	4/16/08
	Megan Yocke	vs. Indiana	4/1/08

Hits

5	Christian Stokes	vs. Long Beach State	2/19/15
	Beth Fogle	vs. Morehead State	3/5/02

RBI

6	Nikki Sagermann	at Alabama	5/5/13
	Griffin Joiner	vs. UNC	3/12/13
	Leslie Kwiatkowski	vs. Eastern Kentucky	3/1/00
	Brooke Marnitz	vs. Southern Miss.	2/10/07
	Rachel Riley	at Austin Peay	4/6/11

Doubles

3	Christian Stokes	vs. South Carolina	4/18/15
	Molly Johnson	vs. Indiana	4/1/08
	Emily Jolly	vs. DePaul	2/12/11

Triples

3	Meghan Cooper	vs. Kent State	2/17/06
---	---------------	----------------	---------

Home Runs

2 (30 times)	Last: Rachael Metzger	at Georgia	3/19/17
--------------	-----------------------	------------	---------

Total Bases

10	Griffin Joiner	vs. UNC	3/12/13
	Brooke Marnitz	vs. Indiana State	2/25/06
	Angie Dal Pozzo	vs. Akron	3/9/01

Walks

4 (2 times)	Last: Griffin Joiner	at Texas	2/16/14
-------------	----------------------	----------	---------

Strikeouts

4 (8 times)	Last: Emily Gaines	vs. DePaul	5/18/14
-------------	--------------------	------------	---------

Sacrifice Hits

2 (44 times)	Last: Reed & Cheek	at Georgia	3/18/17
--------------	--------------------	------------	---------

Sacrifice Flies

2	Abbey Cheek	at Georgia	3/18/17
---	-------------	------------	---------

Stolen Bases

4	Erin Rethlake	vs. Drexel	3/10/17
	Meagan Aull	vs. Kent State	3/24/09

Hit By Pitch

3	Ashley Dimkich	vs. Youngstown State	3/4/06
---	----------------	----------------------	--------

FIELDING

Putouts

21	Megan Yocke	vs. Tennessee Tech	4/16/11
----	-------------	--------------------	---------

Assists

9	Amber Janneck	vs. Eastern Kentucky	4/6/05
	Amber Janneck	vs. Western Kentucky	4/13/05
	Molly Johnson	vs. Florida	4/11/09

Angie Dal Pozzo

vs. Louisville 4/18/01

Errors

4	Brooke Marnitz	vs. Alabama	3/21/04
	Nikki Jones	vs. Morehead State	3/5/02
	Angie Dal Pozzo	vs. Texas-San Antonio	2/10/01
	Meredith Seales	vs. UNC Greensboro	2/22/97

Passed Balls

4	Alli Eckman	vs. Ole Miss	3/12/05
---	-------------	--------------	---------

PITCHING

Innings Pitched

11.0	Meagan Prince	at #5 UCLA	2/15/17
11.0	Keary Camunas	vs. Campbell	2/21/98
11.0	Rachel Riley	at Arkansas	3/16/11

Fewest Hits Allowed

0	17 Times	Last: Meagan Prince	vs. Northern Kentucky	3/22/16
---	----------	---------------------	-----------------------	---------

Perfect Game

	Chanda Bell	at Austin Peay (Game 1)	4/6/11
	Rachel Riley	at Austin Peay (Game 2)	4/6/11

Runs Allowed

16	Lorie Horner	vs. Alabama	3/21/98
	Jennifer Young	vs. Indiana	4/1/08

Earned Runs Allowed

13	Amber Matousek	vs. Alabama	3/22/08
	Amber Matousek	vs. LSU	4/9/08

Walks Allowed

9	Jennifer Young	vs. Indiana	4/1/08
---	----------------	-------------	--------

Strikeouts

16	Chanda Bell	vs. Colorado State	2/25/11
16	Chanda Bell	vs. Tennessee Tech	4/16/11

Hits Allowed

18	Lorie Horner	vs. Alabama	3/21/98
18	Rachel Riley	at Georgia	4/10/11

Doubles Allowed

8	Jennifer Howland	vs. Akron	3/9/01
---	------------------	-----------	--------

Triples Allowed

2	Samantha Allen	vs. Cal-Poly	2/12/05
	Jennifer Howland	vs. Georgia	3/7/01
	Lorie Horner	vs. Missouri	2/15/97

Home Runs Allowed

6	Amber Matousek	vs. Alabama	3/22/08
---	----------------	-------------	---------

Hit Batters

8	Kelsey Nunley	vs. Miss. State	5/7/14
---	---------------	-----------------	--------

Brooke Marnitz





TEAM RECORDS

TEAM RECORDS-GAME

Hitting

At Bats:	43 at Ole Miss	4/13/14
Runs Scored:	18 2x, last vs. UNC	3/12/13
Hits:	18 vs. Indiana	3/18/00
Doubles:	6 twice, last at Miami (OH)	3/17/09
Triples:	4 vs. Louisville	4/10/02
Home Runs:	5 2x, last at Ole Miss	4/13/14
RBI:	18 vs. UNC	3/12/13
Total Bases:	33 3x, last at MTSU	4/17/13
Walks:	13 vs. Indiana	3/2/08
Strikeouts:	18 vs. WKU	4/23/15
Stolen Bases:	8 vs. Samford	3/20/99

TEAM RECORDS-SEASON

Hitting

Batting Average:295 2011
At Bats:	1,797 2014
Runs Scored:	319 2014
Hits:	477 2000
Doubles:	80 2014
Triples:	18 2000, 2001, 2002
Home Runs:	71 2014
RBI:	280 2011
Total Bases:	783 2014
Walks:	219 2014
Strikeouts:	426 2004
Stolen Bases:	89 1999

Fielding

Fielding Percentage:972 2006
Putouts:	1,455 2014
Assists:	673 2001
Errors:	131 1997
Double Plays:	32 2002

TEAM RECORDS-SEASON

Games played	69 2014
Wins	50 2014
Losses	44 1997 & 1999
Highest winning percentage781 (43-12) 2016
Lowest winning percentage185 (10-44) 1997
Seasons team fielded	18 (first in 1997)
Winning seasons	8 (last in 2016)
Losing seasons	11 (last in 2008)
First tie	UK 2, Texas-Arlington 2 (2/15/04)
Overall record	561-615-1 (.462)
Longest coaching tenure	Rachel Lawson, 10 yrs	(2008-Pres.)
.....	Beth Pruitt, 8 yrs.	(1997-2004)

Fielding

Putouts:	33 5x, last vs. South Carolina	4/18/15
Assists:	25 at South Carolina	5/2/09
Errors:	7 vs. Texas-San Antonio	2/10/01
Double Plays:	3 seven times, last vs. SIU	2/13/15

Pitching

Innings Pitched:	11 5x, last vs. South Carolina	4/18/15
Runs Allowed:	18 vs. Florida	3/17/01
Earned Runs Allowed:	17 2x, last vs. Georgia	3/28/10
Hits Allowed:	19 vs. Arkansas	3/31/07
Fewest Hits Allowed:	0 17x, last vs. NKU	3/22/16
Doubles Allowed:	8 vs. Akron	3/9/01
Triples Allowed:	3 vs. Georgia	3/7/01
Home Runs Allowed:	6 vs. Alabama	3/22/08
Walks Allowed:	9 4x, last at Alabama	5/4/13
Strikeouts:	20 vs. Tennessee Tech	4/16/11

Pitching

Lowest ERA:	1.71 2016
Lowest Opponents Batting Average:191 2016
Innings Pitched:	485.0 2014
Runs Allowed:	333 2005
Fewest Runs Allowed:	130 2016
Earned Runs Allowed:	253 2005
Fewest Earned Runs Allowed:	98 2016
Hits Allowed:	523 2005
Fewest Hits Allowed:	250 2016
Doubles Allowed:	101 2003
Fewest Doubles Allowed:	44 2016
Triples Allowed:	16 1997
Fewest Triples Allowed:	2 2004
Home Runs Allowed:	58 2008
Fewest Home Runs Allowed:	10 1997
Walks Allowed:	182 2013
Fewest Walks Allowed:	93 1997
Strikeouts:	403 2014
Shutouts:	16 2000

Consecutive losses	21 3/15/03-4/13/03
Consecutive wins	13 2/24-Present
Consecutive shutout wins:	4 2/20/16 - 2/27/16
Consecutive shutout losses:	6 3/29/06-4/2/06
Consecutive games without an error:	6 3/6/15 - 3/15/15
Extra-inning games:	10 2014
Extra-inning wins:	8 2014
Consecutive games with a stolen base:	16 2/17/02-3/17/02
Consecutive games with a double:	12 3/16/02-4/6/02
Consecutive games without extra-base hit:	5 3/9/97-3/12/97
Most Combined Runs in a Game:	29 (4/1/08 Indiana 16, UK 13)
Largest Margin of Victory:	18 3/12/13 vs. UNC



SINGLE SEASON RECORDS BY CLASS

HITTING

Batting Average

Senior	Brooke Marnitz	.399	2007
Junior	Nikki Jones	.442	2002
Soph.	Molly Johnson	.401	2008
Fresh.	Natalie Smith	.370	2007

Hits

Senior	Nikki Jones	71	2003
Junior	Molly Johnson	81	2009
Soph.	Leslie Kwiatkowski	77	1999
Fresh.	Leslie Kwiatkowski	71	1998

Doubles

Senior	Leslie Kwiatkowski	16	2001
Junior	Tiffany Kruse	16	2000
Soph.	Molly Johnson	20	2008
Fresh.	Lyndsey Angus	12	2000

Triples

Senior	Nikki Jones	5	2003
Junior	Tiffany Kruse	7	2000
Soph.	Tiffany Kruse	5	1999
Fresh.	Leslie Kwiatkowski	6	1998

Home Runs

Senior	Brooke Marnitz	21	2007
Junior	Brittany Cervantes	15	2011
Soph.	Nikki Sagermann	13	2014
Fresh.	Amber Janneck	12	2004

Runs Batted In

Senior	Brooke Marnitz	61	2007
Junior	Brittany Cervantes	52	2011
Soph.	Nikki Sagermann	49	2014
Fresh.	Abbey Cheek	52	2016

Runs Scored

Senior	Molly Johnson	48	2010
Junior	Brittany Cervantes	55	2011
Soph.	Kara Dill	44	2011
Fresh.	Abbey Cheek	42	2016

Total Bases

Senior	Brooke Marnitz	137	2007
Junior	Molly Johnson	130	2009
Soph.	Leslie Kwiatkowski	117	1999
Fresh.	Abbey Cheek	99	2016

On Base Pct.

Senior	Megan Yocke	.483	2011
Junior	Molly Johnson	.498	2009
Soph.	Molly Johnson	.472	2008
Fresh.	Nikki Sagermann	.423	2013

Slugging Pct.

Senior	Brooke Marnitz	.895	2007
Junior	Molly Johnson	.695	2009
Soph.	Molly Johnson	.669	2008
Fresh.	Abbey Cheek	.576	2016

Sacrifice Hits

Senior	Tiffany Kruse	9	2001
Junior	Beth Fogle	13	2001
Soph.	Megan Yocke	13	2009
Fresh.	Lorie Melchi	12	2003

Sacrifice Flies

Senior	Alice O'Brien	5	2013
Junior	Lorie Horner,	3	1997
Soph.	Nikki Sagermann	4	2014
	Rachel Friberg	4	2002
Fresh.	Lyndsey Angus	4	2000
	Brooke Marnitz	4	2004

Stolen Bases

Senior	Sylvester Samuel	23	2016
Junior	Leslie Kwiatkowski	28	2000
Soph.	Meagan Aull	26	2009
Fresh.	Beth Fogle	34	1999

Walks

Senior	Megan Yocke	47	2011
Junior	Brittany Cervantes	48	2011
Soph.	Ansley Smith	30	2014
Fresh.	Maisie Steed	44	2013

Hit by Pitch

Senior	Meghan Cooper,	16	2006
Junior	Molly Johnson	10	2009
Soph.	Ansley Smith	15	2014
Fresh.	Griffin Joiner	12	2012

FIELDING

Putouts

Senior	Maisie Steed	385	2016
Junior	Griffin Joiner	442	2014
Soph.	Griffin Joiner	343	2013
Fresh.	Jenny Schaper	399	2016

Assists

Senior	Molly Johnson	131	2010
Junior	Angie Dal Pozzo	167	2001
Soph.	Christian Stokes	167	2014
Fresh.	Angie Dal Pozzo	143	1999

Fielding Pct.

Senior	Griffin Joiner	1.000	2015
	Beth Fogle	1.000	2002
Junior	Michelle Bucci	1.000	1999
	Jennifer Howland	1.000	2001
Soph.	Meagan Aull	1.000	2009
Fresh.	Jenny Schaper	.993	2016

PITCHING

ERA (min. 10 appearances)

Senior	Kelsey Nunley	1.27	2016
Junior	Meagan Prince	1.85	2016
Soph.	Kelsey Nunley	1.88	2014
Fresh.	Lauren Cumbess	1.99	2011

Win-loss pct. (min. 10 appearances)

Senior	Lauren Cumbess	.909 (10-1)	2014
Junior	Meagan Prince	.778 (21-6)	2016
Soph.	Kelsey Nunley	.731 (30-11)	2014
Fresh.	Ellen Weaver	.857 (6-1)	2011

Wins

Senior	Kelsey Nunley	21	2016
Junior	Meagan Prince	21	2016
Soph.	Kelsey Nunley	30	2014
Fresh.	Kelsey Nunley	27	2013

Appearances

Senior	Keary Camunas	41	2000
Junior	Keary Camunas	43	1999
Soph.	Kelsey Nunley	45	2014
Fresh.	Samantha Allen	49	2005

Games Started

Senior	Keary Camunas	36	2000
Junior	Keary Camunas	34	1999
Soph.	Kelsey Nunley	36	2014
Fresh.	Amy Kendall	32	2003

Complete Games

Senior	Keary Camunas	28	2000
Junior	Keary Camunas	26	1999
Soph.	Keary Camunas	33	1998
Fresh.	Amy Kendall	29	2003

Shutouts

Senior	Keary Camunas	9	2000
Junior	Chanda Bell	7	2011
Soph.	Kelsey Nunley	7	2014
Fresh.	Chanda Bell	3	2009
	Lauren Cumbess	3	2011
	Kelsey Nunley	3	2013

Strikeouts

Senior	Kelsey Nunley	203	2016
Junior	Chanda Bell	205	2011
Soph.	Chanda Bell	288	2010
Fresh.	Chanda Bell	216	2009


Opponent Batting Avg. (min. 200 AB)

Senior	Kelsey Nunley	.178	2016
Junior	Chanda Bell	.175	2011
Soph.	Lauren Cumbess	.193	2012
Fresh.	Lauren Cumbess	.201	2011



Leslie Kwiatkowski

PLAYER BIOS



BRYNLEE BIGELOW

#42 • R/R • INF/OF • FRESHMAN • SOMERSET, KY (SOMERSET INDEPENDANCE)

Has appeared in 22 games for the Wildcats this season, with most coming in the pinch running role ... Known for her speed on the basepaths ... Has four runs scored on the season - all as a pinch-runner ... Struck out in her only career at-bat (vs. Memphis) ... Will play the corner outfield positions defensively.

Category	Season High (Last)	Career High (Last)
At-Bats	1, vs. Memphis (2/26/17)	1, vs. Memphis (2/26/17)
Runs	1, four times (vs. Memphis, 2/26/17)	1, four times (vs. Memphis, 2/26/17)
Hits	-	-
RBI	-	-
Walks	-	-
Stolen Bases	1, three times (vs. Southern Illinois, 3/3/17)	1, three times (vs. Southern Illinois, 3/3/17)
Hitting Streak (current)	0 (0)	0 (0)

CAREER STATS

Year	AVG	GP	GS	AB	R	H	2B	3B	HR	RBI	TB	SLG%	BB	HBP	SO	GDP	OB%	SF	SH	SB	ATT	PO	A	E	FLD%
2017	.000	22	3	1	4	0	0	0	0	0	0	.000	0	0	1	0	.000	0	1	3	6	2	0	0	1.000
TOTAL	.000	22	3	1	4	0	0	0	0	0	0	.000	0	0	1	0	.000	0	1	3	6	2	0	0	1.000



ABBEY CHEEK

#11 • R/R • INF • SOPHOMORE • INMAN, S.C. (CHAPMAN)

Current team leader in runs scored and batting average ... Hit a grand slam, the second of her career, against Illinois-Chicago in the bottom of the fifth inning in a 2-2 game at the time ... Home runs have come against Pittsburgh, Florida Atlantic, Memphis, Illinois-Chicago and Drexel this season ... Has stolen six bases in seven tries this season, including 4-for-4 at the Coach B Classic in week four of the season ... Has six multi-RBI games on the season ... Has hits in 13 of the last 16 games.

Category	Season High (Last)	Career High (Last)
At-Bats	5, vs. UCLA (2/15/17)	5, vs. UCLA (2/15/17)
Runs	3, vs. Southern Illinois (3/3/17)	3, vs. Southern Illinois (3/3/17)
Hits	3, two times (vs. Southern Illinois (3/3/17)	3, three times (vs. Southern Illinois (3/3/17)
RBI	4 vs. UIC (3.4.17)	4, six times (vs. UIC, 3/4/17)
Walks	1, seven times (at Georgia 3/19/17)	2, at South Carolina (3/13/16)
Stolen Bases	3, vs. Southern Illinois (3/3/17)	3, vs. Southern Illinois (3/3/17)
Hitting Streak (current)	8 games (0)	12 games (2016)

CAREER STATS

Year	AVG	GP	GS	AB	R	H	2B	3B	HR	RBI	TB	SLG%	BB	HBP	SO	GDP	OB%	SF	SH	SB	ATT	PO	A	E	FLD%
2016	.326	60	60	172	42	56	9	2	10	52	99	.576	18	6	27	5	.402	3	1	4	7	86	58	5	.966
2017	.368	25	25	76	17	28	4	0	5	20	47	.618	7	2	13	0	.425	2	0	6	7	18	62	7	.920
TOTAL	.339	85	85	248	59	84	13	2	15	72	146	.589	25	8	40	5	.409	5	1	10	14	104	120	12	.949



KELSEE HENSON

#19 • L/R • OF • SOPHOMORE • PADUCAH, KY. (McCRACKEN CO.)

Had a career-high two RBI's in a win over Central Florida on opening weekend, with one coming as an RBI single up the middle, and the other coming as a SAC fly to deep center to tie the game at the time ... Is a power bat off the bench for UK with most of her appearances coming in the pinch-hit variety ... Will play the corner outfield spots when in the field ... Stole her first-career base vs. Michigan on March 12.

Category	Season High (Last)	Career High (Last)
At-Bats	2, vs. Michigan (3/12/17)	2, four times (vs. Michigan, 3/12/17)
Runs	1, vs. Memphis (2/26/17)	1, three times (vs. Memphis (2/26/17)
Hits	1, vs. FAMU (2/12/17)	1, six times (vs. FAMU, 2/12/17)
RBI	2 vs. Central Florida (2/11/17)	3 vs. New Mexico (2/14/16)
Walks	-	1, vs. Miami OH, 2/26/16)
Stolen Bases	1 vs. Michigan (3/12/17)	1 vs. Michigan (3/12/17)
Hitting Streak (current)	1 (0)	2

CAREER STATS

Year	AVG	GP	GS	AB	R	H	2B	3B	HR	RBI	TB	SLG%	BB	HBP	SO	GDP	OB%	SF	SH	SB	ATT	PO	A	E	FLD%
2016	.357	14	2	14	2	5	1	0	1	6	9	.643	1	0	4	0	.400	0	1	0	0	0	0	0	.000
2017	.111	10	3	9	1	1	0	0	0	3	1	.111	0	0	2	0	.091	2	0	1	1	0	0	0	.000
TOTAL	.261	24	5	23	3	6	1	0	1	9	10	.435	1	0	6	0	.269	2	1	1	1	0	0	0	.000



BROOKLIN HINZ

#25 • R/R • OF • JUNIOR • OLATHE, KAN. (ST. THOMAS AQUINAS)

One of Kentucky's best returning hitters ... Has the best workrate of anyone as far as time hitting extra in the cages and working on her offense ... Hit seven HR's a season ago ... Has 12 runs scored on 13 hits so far this season, including three last weekend in the John Cropp Classic ... Has stolen eight bases already this year after only two in her prior two seasons combined at Kentucky ... Hit a home run vs. Evansville in a 0-0 game in the bottom of the fourth inning to give UK the lead ... Had her first multi-hit game of the season vs. Evansville as well.

Category	Season High (Last)	Career High (Last)
At-Bats	4, vs. Drexel (3/10/17)	4, 13 times, (Drexel, 3/10/17)
Runs	2, three times (vs. Evansville (3/10/17)	2, nine times (vs. Drexel (3/10/17)
Hits	2, vs. Evansville, 3/10/17	3, three times, (at South Carolina, 3/11/16)
RBI	3, vs. Memphis (2/25/17)	4 vs. Albany, 3/4/16
Walks	1, five times (vs. Michigan, 3/12/17)	2, twice, at Arkansas (2/25/16)
Stolen Bases	1, six times (vs. Northern Illinois, 3/3/17)	1, eight times, (vs. Northern Illinois, 3/3/17)
Hitting Streak (current)	3 games (0)	5 games (2016)

CAREER STATS

Year	AVG	GP	GS	AB	R	H	2B	3B	HR	RBI	TB	SLG%	BB	HBP	SO	GDP	OB%	SF	SH	SB	ATT	PO	A	E	FLD%
2015	.215	55	42	121	10	26	5	0	1	12	34	.281	8	5	34	2	.291	0	1	1	1	16	0	0	1.000
2016	.310	56	52	142	22	44	12	0	7	35	77	.542	11	6	17	0	.381	1	4	1	2	20	2	1	.957
2017	.245	24	20	53	12	13	3	0	2	5	22	.415	5	2	10	0	.328	1	1	8	8	11	3	2	.875
TOTAL	.263	135	114	316	44	83	20	0	10	52	133	.421	24	13	61	2	.338	2	6	10	11	47	5	3	.945



HANNAH HUFFMAN

#21 • L/R • OF • SOPHOMORE • LEBANON, OHIO (LEBANON)

One of Kentucky's primary pinch runners off the bench ... Has scored eight runs this season, with all of them coming in the pinch running capacity ... Known for her speed and smarts on the basepaths ... Baited a throw to second base on double steal vs. Michigan to score Erin Rethlake from third to give UK the lead ... Is a lefty slapper when she gets the chance to bat in a game ... Stole the first two bases of her season at the John Cropp Classic, with swipes against Drexel and Michigan.

Category	Season High (Last)	Career High (Last)
At-Bats	-	1, vs. Miami OH, 2/26/16
Runs	1, eight times, vs. Kent State (3/11/17)	1, 23 times (vs. Kent State, 3/11/17)
Hits	-	-
RBI	-	-
Walks	-	-
Stolen Bases	1, twice, vs. Michigan (3/12/17)	1, six times (vs. Michigan, 3/12/17)
Hitting Streak (current)	0 (0)	0

CAREER STATS

Year	AVG	GP	GS	AB	R	H	2B	3B	HR	RBI	TB	SLG%	BB	HBP	SO	GDP	OB%	SF	SH	SB	ATT	PO	A	E	FLD%
2016	.000	33	0	2	15	0	0	0	0	0	0	.000	0	1	0	0	.333	0	0	4	4	0	0	0	.000
2017	.000	16	0	0	8	0	0	0	0	0	0	.000	0	0	0	0	.000	0	0	2	2	0	0	0	.000
TOTAL	.000	49	0	2	23	0	0	0	0	0	0	.000	0	1	0	0	.333	0	0	6	6	0	0	0	.000



MADISON KEARSCHNER

#24 • R/R • SOPHOMORE • LOUISVILLE, KY. (BALLARD)

Has appeared in seven games this season, all as a pinch runner ... Scored her first-career run against Florida A&M on Feb. 24 - where she also stole her first career base in the same appearance ... Scored against Michigan on Breanne Ray's three-run home run in the sixth inning.

Category	Season High (Last)	Career High (Last)
At-Bats	-	-
Runs	1, twice, vs. Michigan (3/12/17)	1, twice, vs. Michigan (3/12/17)
Hits	-	-
RBI	-	-
Walks	-	-
Stolen Bases	1, vs. FAMU (2/24/17)	1, vs. FAMU (2/24/17)
Hitting Streak (current)	-	-

CAREER STATS

Year	AVG	GP	GS	AB	R	H	2B	3B	HR	RBI	TB	SLG%	BB	HBP	SO	GDP	OB%	SF	SH	SB	ATT	PO	A	E	FLD%
2016	.000	1	0	0	0	0	0	0	0	0	0	.000	0	0	0	0	.000	0	0	0	0	0	0	0	.000
2017	.000	7	0	0	2	0	0	0	0	0	0	.000	0	0	0	0	.000	0	0	1	1	0	0	0	.000
TOTAL	.000	8	0	0	2	0	0	0	0	0	0	.000	0	0	0	0	.000	0	0	1	1	0	0	0	.000



ALEX MARTENS

#33 • L/L • 2B • FRESHMAN • MCHENRY, ILL. (MCHENRY WEST HS)

Co-leads Kentucky in doubles with six on the season so far (Bailey Vick) ... Currently has a 12-game on-base streak going, the highest of any UK player this season ... One of the most mentally tough and smartest freshman that Rachel Lawson has ever coached ... Plays a great second base, replacing Katie Reed - who moved to SS in the offseason ... Has 22 hits already on the season ... Hit a walk-off, game-winning HR on Opening Day in UK's first game of the season against Florida A&M in Orlando, Florida at the UCF Invite ... Has three different two-RBI hits on the season (in games against FAMU, Oregon, Drexel) ... One of Kentucky's best power options off the bench ... Hit lead-off for the first time in her career vs. Kent State at the John Cropp Classic, but will typically bat third or fourth in the order ... Hit a home run at Georgia in game three.

Category	Season High (Last)	Career High (Last)
At-Bats	4, seven times, last at Georgia (3/19/17)	4, seven times, last at Georgia (3/19/17)
Runs	1, six times, last at Georgia (3/19/17)	1, six times, last at Georgia (3/19/17)
Hits	2, five times, last vs. Memphis (2/26/17)	2, five times, last vs. Memphis (2/26/17)
RBI	2, three times, last vs. Drexel (3/10/17)	2, three times, last vs. Drexel (3/10/17)
Walks	2, vs. Drexel (3/10/17)	2, vs. Drexel (3/10/17)
Stolen Bases	-	-
Hitting Streak (current)	4 games (3)	4 (2)

CAREER STATS

Year	AVG	GP	GS	AB	R	H	2B	3B	HR	RBI	TB	SLG%	BB	HBP	SO	GDP	OB%	SF	SH	SB	ATT	PO	A	E	FLD%
2017	.286	25	25	77	6	22	6	0	2	11	34	.442	10	0	5	0	.368	0	1	0	0	36	45	4	.953
TOTAL	.286	25	25	77	6	22	6	0	2	11	34	.442	10	0	5	0	.368	0	1	0	0	36	45	4	.953



MORGAN MCCALLUM

#7 • R/R • INF • FRESHMAN • MESQUITE, TEXAS (HORN HS)

Has played in five games ... Solid hitting with making contact and putting the ball in play to make things happen ... Notched her first-career hit vs. Memphis on Feb. 26 in the FAU Invite ... Scored her first-career run against UIC on March 4 in the Coach B Classic held in Carbondale, Illinois.

Category	Season High (Last)	Career High (Last)
At-Bats	1, four times, last at Georgia (3/20/17)	1, four times, last at Georgia (3/20/17)
Runs	1, vs. Illinois-Chicago (3/4/17)	1, vs. Illinois-Chicago (3/4/17)
Hits	1, vs. Memphis (2/26/17)	1, vs. Memphis (2/26/17)
RBI	-	-
Walks	1, vs. UIC (3/4/17)	1, vs. UIC (3/4/17)
Stolen Bases	-	-
Hitting Streak (current)	1 game (0)	1 game

CAREER STATS

Year	AVG	GP	GS	AB	R	H	2B	3B	HR	RBI	TB	SLG%	BB	HBP	SO	GDP	OB%	SF	SH	SB	ATT	PO	A	E	FLD%
2017	.250	5	0	4	1	1	0	0	0	0	1	.250	1	0	1	0	.400	0	0	0	0	0	0	0	.000
TOTAL	.250	5	0	4	1	1	0	0	0	0	1	.250	1	0	1	0	.400	0	0	0	0	0	0	0	.000



RACHAEL METZGER

#44 • R/R • C/1B • JUNIOR • BAKERSFIELD, CALIF. (GARCES MEMORIAL)

Has two games this season where she has hit two HR's (Drexel and at Georgia in game 2) ... Hit her first-career grand slam vs. Memphis at the FAU Invite in Boca Raton for her second HR of the season ... Hit her first homer of the season against Central Florida at the Knights Invitational in Orlando ... Will play a solid first base for the Wildcats when Erin Rethlake is either pitching or listed on the lineup as the DP ... Is UK's back-up catcher to Jenny Schaper, and will mostly catch outings from Larissa Spellman or Shannon Smith ... Leads Kentucky in slugging percentage (.900) ... Hit two HR's vs. Drexel, both two-run home runs ... That was the first time in her career she hit two HR's in a game and then the next weekend hit two HR's at Georgia in the second game of the series ... Was also a career-high tying four RBI performance vs. Drexel.

Category	Season High (Last)	Career High (Last)
At-Bats	3, four times, last vs. Drexel (3/10/17)	4, two times, (vs. South Carolina - 4/18/15)
Runs	2, twice, at Georgia (3/19/17)	2, twice, at Georgia (3/19/17)
Hits	2, three times, last at Georgia (3/19/17)	2, four times, last at Georgia (3/19/17)
RBI	4, twice, last vs. Drexel (3/10/17)	4, twice, last vs. Drexel (3/10/17)
Walks	1, four, last at Georgia (3/19/17)	1, four, last at Georgia (3/19/17)
Stolen Bases	-	-
Hitting Streak (current)	2 games (0)	3 games (2016)

CAREER STATS

Year	AVG	GP	GS	AB	R	H	2B	3B	HR	RBI	TB	SLG%	BB	HBP	SO	GDP	OB%	SF	SH	SB	ATT	PO	A	E	FLD%
2015	.206	44	19	68	3	14	2	0	2	6	22	.324	7	1	13	0	.289	0	2	0	0	82	13	1	.990
2016	.200	29	13	30	0	6	2	0	0	3	8	.267	3	3	5	0	.324	1	1	0	0	51	3	2	.964
2017	.300	20	16	30	7	9	0	0	6	13	27	.900	4	2	10	0	.417	0	3	0	0	76	3	1	.988
TOTAL	.227	93	48	128	10	29	4	0	8	22	57	.445	14	6	28	0	.329	1	6	0	0	209	19	4	.983



KIERSTON MOORE

#22 • R/R • INF • FRESHMAN • MARIETTA, GA. (SPRATBERRY HS)

Hit a three-run HR at Central Florida on opening weekend to put the Wildcats ahead 5-3 at the time to score the game-winning runs of the contest ... Is a pure power hitter that will be brought in during pinch-hitting situations when Coach Lawson wants power ... Diciplined at the plate.

Category	Season High (Last)	Career High (Last)
At-Bats	2, twice, last vs. Evansville (3/10/17)	2, twice, last vs. Evansville (3/10/17)
Runs	1, vs. Central Florida (2/11/17)	1, vs. UCF (2/11/17)
Hits	2, vs. Central Florida (2/11/17)	2, vs. Central Florida (2/11/17)
RBI	3, vs. Central Florida (2/11/17)	3, vs. Central Florida (2/11/17)
Walks	1, vs. UC-Davis (2/17/17)	1, vs. UC-Davis (2/17/17)
Stolen Bases	-	-
Hitting Streak (current)	1 game (0)	1 game

CAREER STATS

[illegible]



MEAGAN PRINCE

#5 • L/L • LHP • SENIOR • MARTIN, TENN. (WESTVIEW)

Has complete-game wins over #5 UCLA , #16 Georgia on the road and #15 Michigan, where in those three wins, she pitched 25.0 innings and allowed only three runs to those three offenses, three of the most potent in the nation ... One of only three seniors on Kentucky’s roster ... UK’s ace pitcher for the first time in her career ... Threw a complete-game against No. 5 UCLA in a 2-1 win over the Bruins on the road in Westwood for her fourth-career top-10 win as a starter in the circle ... Has thrown the most innings for UK this season ... Has a complete-game shutout win over Northern Illinois this season (2-0) ... Has walked just 23 batters all season and struck out 83 ... Started seven games in the circle, going the distance in six of them and getting the winning decision in five of those six games ... Struck out a season-high nine batters against Northern Illinois in a 2-0 shut-out win, just three K’s shy of her career high 12 set a season ago against Evansville ... She also struck out nine batters in UK’s 2-1 win at No. 16 Georgia in the series opener ... Picked up a complete-game win vs. #15 Michigan, allowing the Wolverines potent offense to just six hits all game ... Is just two saves away from breaking the UK record for most saves in a career ... Already has three saves this season.

Category	Season High (Last)	Career High (Last)
At-Bats		-
Runs		-
Hits		-
RBI		-
Walks		-
Stolen Bases		-
Hitting Streak (current)		-
Innings	11.0 at UCLA (2/15/17)	11.0 at UCLA (2/15/17)
Strikeouts	10, vs. Pittsburgh (2/10/17)	12, vs. Evansville, 2/28/16
Wins	8	21, 2016
Appearances	15	33, 2016

CAREER STATS - PITCHING

Year	ERA	W	L	APP	GS	CG	SHO	CBO	SV	IP	H	R	ER	BB	SO	2B	3B	HR	BF	B/AVG	WP	HBP	BK	SFA	SHA
2014	3.47	8	4	21	8	1	0	1	1	70.2	81	43	35	25	61	11	0	8	328	.283	4	9	2	0	8
2015	3.43	13	8	27	17	5	1	3	1	104.0	104	55	51	39	86	15	2	5	462	.257	3	11	1	2	6
2016	1.85	21	6	33	25	13	5	4	2	162.2	129	54	43	41	126	17	0	8	674	.214	4	11	1	1	17
2017	1.06	8	3	15	7	5	1	2	3	72.1	51	17	11	23	83	5	0	3	303	.196	7	11	0	1	8
TOTAL	2.39	50	21	96	57	24	7	10	7	409.2	365	169	140	128	356	48	2	24	1767	.235	18	42	4	4	39



SARAH RAINWATER

#1 • R/R • OF • SOPHOMORE • NICHOLASVILLE, KY. (EAST JESSAMINE)

UK's everyday starting centerfielder ... Can cover a lot of ground in the offense and is smart in the field ... Working on getting better at the plate ... Is a smart runner on the basepaths and has a stolen base this season ... Had an RBI single against Northern Illinois for her first-career RBI ... Missed the Michigan game with the stomach bug ... Set a new career-high with hits in three games in a row vs. UD, Evansville and Drexel ... Had two multi-hit games at the John Cropp Classic with two hits against Evansville and Drexel ... Has scored a run in five of the last eight games ... Played basketball in high school for East Jessamine HS.

Category	Season High (Last)	Career High (Last)
At-Bats	4, vs. Drexel (3/10/17)	4, vs. Drexel (3/10/17)
Runs	3, vs. Memphis (2/25/17)	3, vs. Memphis (2/25/17)
Hits	2, three times, last vs. Drexel (3/10/17)	2, three times, last vs. Drexel (3/10/17)
RBI	1, twice, last vs. Evansville (3/10/17)	1, twice, last vs. Evansville (3/10/17)
Walks	1, five times, last vs. Dayton (3/9/17)	1, seven times, last vs. Dayton (3/9/17)
Stolen Bases	1, three times, last vs. Drexel (3/10/17)	1, four times, last vs. Drexel (3/10/17)
Hitting Streak (current)	3 games (0)	2 games

CAREER STATS

Year	AVG	GP	GS	AB	R	H	2B	3B	HR	RBI	TB	SLG%	BB	HBP	SO	GDP	OB%	SF	SH	SB	ATT	PO	A	E	FLD%
2016	.250	54	14	8	12	2	0	0	0	0	2	.250	2	0	2	0	.400	0	0	1	1	10	1	1	.917
2017	.270	24	19	37	9	10	1	0	0	2	11	.297	6	1	11	0	.378	1	3	3	3	10	0	1	.909
TOTAL	.267	78	33	45	21	12	1	0	0	2	13	.289	8	1	13	0	.382	1	3	4	4	20	1	2	.913



BREANNE RAY

#9 • L/R • OF • SENIOR • BENTON, KY. (MARSHALL COUNTY)

2016 CoSIDA ACADEMIC ALL-DISTRICT FIRST TEAM (3.98 GPA) ... One of three seniors on the UK roster ... Primarily will play RF, but has also spent some time in LF this season for the first time in her career ... Has started all 25 games this season for Kentucky and has great situational stats against LHP ... Has two three-hit games, including against Southern Illinois and UC-Davis out on the west coast in the Mary Nutter Classic ... Hit a three-run HR off of Michigan's ace Megan Betsa to give UK a 5-1 lead in the sixth inning ... Also homered against Drexel in the John Cropp Classic, the only player from UK to homer twice on the weekend ... Game against Evansville marked her first-career multi-walk game.

Category	Season High (Last)	Career High (Last)
At-Bats	5, vs. UCLA (2/15/17)	5, twice, last vs. UCLA (2/15/17)
Runs	2, vs. Drexel (3/10/17)	2, vs. Drexel (3/10/17)
Hits	3, twice, last vs. Southern Illinois (3/3/17)	3, four times, last vs. Southern Illinois (3/3/17)
RBI	3, vs. Michigan (3/12/17)	3, three times, (vs. Michigan, 3/12/17)
Walks	2, vs. Evansville (3/10/17)	2, vs. Evansville (3/10/17)
Stolen Bases	-	-
Hitting Streak (current)	3 games (0)	5 games (2016)

CAREER STATS

Year	AVG	GP	GS	AB	R	H	2B	3B	HR	RBI	TB	SLG%	BB	HBP	SO	GDP	OB%	SF	SH	SB	ATT	PO	A	E	FLD%
2014	.091	25	1	22	1	2	0	0	1	3	5	.227	4	1	6	0	.250	1	0	0	0	0	0	0	.000
2015	.226	56	45	133	13	30	4	0	6	25	52	.391	8	5	29	0	.291	2	1	0	0	17	1	1	.947
2016	.193	45	34	88	4	17	5	0	2	14	28	.318	4	3	12	0	.247	2	1	0	0	9	1	2	.833
2017	.274	25	25	73	5	20	1	1	2	9	29	.397	5	0	8	1	.316	1	0	0	0	11	0	1	.917
TOTAL	.218	151	105	316	23	69	10	1	11	51	114	.361	21	9	55	1	.281	6	2	0	0	37	2	4	.907



KATIE REED

#23 • R/R • SS • SOPHOMORE • ST. LOUIS, MO. (OAKVILLE)

Moved from second base to shortstop in the offseason, where she has just committed one error all season at that position ... Primarily was UK's lead-off batter through the opening month of the season before sliding back to the two slot in the order behind Rethlake ... When she was lead-off, she led the Wildcats in batting average and hits, as well as OBP through the first four weeks of the season ... Already has 11 multi-hit games this season, and is speedy and smart on the basepaths ... Maintains a 4.0 GPA in the classroom ... Holds the school record for hitting streak (18 games) set in 2016 for the first 18 games of her career ... Has scored a run in nine different games this season ... When hitting in the lead-off spot of an inning is hitting a whopping .381 with an OBP of .433 ... Hit her first home run in over a calendar year in the first inning at Georgia in game two ... Played against her sister, Bailee, last weekend in the John Cropp Classic (Drexel) ... Currently on a seven-game hitting streak, which ties her season high (first seven games of the season).

Category	Season High (Last)	Career High (Last)
At-Bats	5, three times, last vs. Drexel (3/14/17)	5, three times, last vs. Drexel (3/14/17)
Runs	1, 10 times, last at Georgia (3/19/17)	3, vs. Notre Dame (2/12/16)
Hits	3, vs. Memphis (2/25/17)	3, four times, last vs. Memphis (2/25/17)
RBI	4, vs. Memphis (2/25/17)	4, vs. Memphis (2/25/17)
Walks	-	-2, twice, last at Arkansas (3/12/16)
Stolen Bases	2, twice, last vs. FAU (2/25/17)	2, five times, last vs. FAU (2/5/17)
Hitting Streak (current)	7 games (7)	18 games** (school record, 2016)

CAREER STATS																										
Year	AVG	GP	GS	AB	R	H	2B	3B	HR	RBI	TB	SLG%	BB	HBP	SO	GDP	OB%	SF	SH	SB	ATT	PO	A	E	FLD%	
2016	.312	60	60	170	34	53	8	3	3	22	76	.447	17	3	28	0	.378	3	7	12	15	94	88	6	.968	
2017	.367	25	25	90	10	33	5	0	1	9	41	.456	0	0	8	0	.367	0	3	9	10	35	57	2	.979	
TOTAL	.331	85	85	260	44	86	13	3	4	31	117	.450	17	3	36	0	.375	3	10	21	25	129	145	8	.972	



ASHLEY RUIZ

#28 • RHP/U • FRESHMAN • ALISO VIEJO, CALIF. (PALM ALISO NIGUEL HS)

Great utility player off the bench ... Can both pitch and hit.

Category	Season High (Last)	Career High (Last)
At-Bats	1, five times, last vs. Memphis (2/26/17)	1, five times, last vs. Memphis (2/26/17)
Runs	-	-
Hits	-	-
RBI	-	-
Walks	-	-
Stolen Bases	-	-
Hitting Streak (current)	-	-
Innings	-	-
Strikeouts	-	-
Wins	-	-
Appearances	-	-

CAREER STATS																										
Year	AVG	GP	GS	AB	R	H	2B	3B	HR	RBI	TB	SLG%	BB	HBP	SO	GDP	OB%	SF	SH	SB	ATT	PO	A	E	FLD%	
2017	.000	5	0	5	0	0	0	0	0	0	0	.000	0	0	0	0	.000	0	0	0	0	0	0	0	.000	
TOTAL	.000	5	0	5	0	0	0	0	0	0	0	.000	0	0	0	0	.000	0	0	0	0	0	0	0	.000	



ERIN RETHLAKE

#8 • L/L • LHP/INF • JUNIOR • HUNTINGTON, IND. (HUNTINGTON NORTH)

Overall: Is by far the most improved player for Kentucky in 2017, especially on the offensive end ... Converted to a slapper after week one of the regular season for the first time in her career, and is now hitting a career-best .333 - some 200+ points better than her sophomore season

Hitting: Currently batting .333 at the plate with hits in 14 games this season ... Converted to a slapper after the first week of the season ... Has driven in eight runs, after driving in six all of her first two seasons combined ... Is extremely fast on the base-paths, having stolen 15 bases this season, to lead all UK players and rank 27th nationally ... Went 4-for-4 vs. Drexel, and tied the school record with four stolen bases in the game ... Has a hit in five of the last seven games ... Has three multi-RBI games since converting to a slapper ... Scored the game-winning run vs. Michigan on heads-up baserunning on a scamper home from third on a Megan Betsa wild pitch ... Scored both runs in UK's 2-1 win at #16 Georgia by getting on with a single, stealing a base, getting moved over by a SAC bunt - and then scoring on a SAC fly ... Those two runs marked the first multi-run game of her career as the previous 21 had all been scoring one run in 21 different games.

Pitching: Leads Kentucky with a 0.90 ERA in the circle ... Has thrown against Pittsburgh, UCLA, UC-Davis, FAMU, Memphis, Southern Illinois, Dayton, Kent State and Georgia ... Started five games this season, including a complete-game shutout of Memphis on Feb. 26 - just the third of her career ... Also pitched a complete-game shutout against Dayton to open the John Cropp Classic and 2017 home schedule ... Has struck out 32 batters ... Has been under 75 pitches thrown in every outing this season but one (Dayton) ... Has five wins already this season, which surpasses her previous career-high of four set back in 2015.

Category	Season High (Last)	Career High (Last)
At-Bats	5, vs. Southern Illinois (3/3/17)	5 vs. Southern Illinois (3/3/17)
Runs	2 at Georgia (3/18/17)	2 at Georgia (3/18/17)
Hits	4, vs. Drexel, 3/10/17	4, vs. Drexel, 3/10/17
RBI	2, three times, last vs. Southern Illinois (3/3/17)	2, four times, last vs. Southern Illinois (3/3/17)
Walks	2, vs. Florida A&M (2/25/17)	2, twice, last vs. Florida A&M (2/25/17)
Stolen Bases	4, vs. Drexel (3/10/17) - tied school record	4, vs. Drexel (3/10/17) - tied school record
Hitting Streak (current)	5 games (0)	5 games (2017)
Innings	7.0, vs. Dayton (3/9/17)	7, four times, vs. Dayton (3/9/17)
Strikeouts	9, vs. Dayton (3/9/17)	14 vs. Lipscomb, 2/16/16
Wins	5	5 (2017)

CAREER STATS - PITCHING

Year	ERA	W	L	APP	GS	CG	SHO	CBO	SV	IP	H	R	ER	BB	SO	2B	3B	HR	BF	B/AVG	WP	HBP	BK	SFA	SHA
2015	2.85	4	1	22	4	1	0	2	1	51.2	48	24	21	26	41	13	1	5	231	.244	2	6	1	0	2
2016	4.81	1	2	6	3	1	1	1	0	16.0	13	13	11	822	3	0	2	77	.206	25	0	1	0		
2017	0.90	5	0	9	5	2	2	2	0	39.0	21	6	5	10	32	3	0	2	152	.158	1	6	0	1	2
TOTAL	2.43	10	3	37	12	4	3	5	1	106.2	82	43	37	44	95	19	1	9	460	.209	5	17	1	2	4

CAREER STATS - HITTING

Year	AVG	GP	GS	AB	R	H	2B	3B	HR	RBI	TB	SLG%	BB	HBP	SO	GDP	OB%	SF	SH	SB	ATT	PO	A	E	FLD%
2015	.115	33	17	52	4	6	2	0	0	4	8	.154	4	1	21	0	.193	0	0	0	0	14	8	1	.957
2016	.123	49	18	57	8	7	0	0	0	2	7	.123	7	0	13	0	.219	0	3	3	3	18	8	0	1.000
2017	.333	24	21	69	11	23	0	0	0	8	23	.333	4	0	10	0	.370	0	1	16	16	128	12	1	.993
TOTAL	.202	106	56	178	23	36	2	0	0	14	38	.213	15	1	44	0	.268	0	4	19	19	160	28	2	.989



SHANNON SMITH

#3 • RHP • P • SENIOR • MILFORD, MASS. (MILFORD HS)

Got the Opening Day start for Kentucky, and in that outing against Florida Atlantic, she went the distance, striking out a career-high tying 12 batters in the win ... Career-wise, has a .195 batting average against - which is first all-time at Kentucky ... Has seven starts this season with two complete games ... Has 37 strikeouts, which is second on the team (Prince) ... Has earned wins over Florida A&M, Connecticut, Florida Atlantic, Southern Illinois and Drexel ... Allowed just two hits to the Dragons in seven innings of work ... Has allowed just five hits in her last 12.2 innings ... Her five wins this season are already a career-high.

Category	Season High (Last)	Career High (Last)
Innings	7, vs. Drexel (3/10/17)	7.0, four times, last vs. Drexel (3/10/17)
Strikeouts	12 vs. FAMU (2/10/17)	12, twice, last vs. FAMU (2/10/17)
Wins	5	4, curent
Appearances	7	14 (2016)

CAREER STATS - PITCHING

Year	ERA	W	L	APP	GS	CG	SHO	CBO	SV	IP	H	R	ER	BB	SO	2B	3B	HR	BF	B/AVG	WP	HBP	BK	SFA	SHA
2014	2.93	2	3	13	7	1	1	1	1	40.2	31	18	17	37	45	8	0	4	190	.214	6	4	0	0	4
2015	3.23	1	1	10	7	0	0	2	0	26.0	26	15	12	19	35	4	0	3	126	.257	0	3	0	0	3
2016	1.83	3	0	14	9	3	1	0	0	42.0	22	21	11	34	72	5	0	5	187	.147	2	3	0	0	0
2017	2.97	5	2	8	7	2	0	0	0	30.2	19	16	13	21	37	3	0	3	131	.178	3	2	0	0	1
TOTAL	2.66	11	6	45	30	6	2	3	1	139.1	98	70	53	111	189	20	0	15	634	.195	11	12	0	0	8



LARISSA SPELLMAN

#30 • RHP • RHP • FRESHMAN • BUTLER, N.J. (BUTLER HS)

A freshman pitcher for UK, who has given the Wildcats solid innings in the circle all season ... Earned her first-career win against Florida A&M, where she threw 6.2 innings and allowed no runs while striking out three in a 3-0 win ... Threw three shutout innings against UC-Davis at the Mary Nutter Classic ... Has not issued more than three walks in any outing this season ... Threw 4.2 shutout innings vs. Evansville, only allowing one hit in a 4-1 win.

Category	Season High (Last)	Career High (Last)
Innings	6.2 vs. Florida A&M (2/12/17)	-
Strikeouts	3, twice, last vs. Florida A&M (2/12/17)	-
Wins	1	-
Appearances	9	-

CAREER STATS - PITCHING

Year	ERA	W	L	APP	GS	CG	SHO	CBO	SV	IP	H	R	ER	BB	SO	2B	3B	HR	BF	B/AVG	WP	HBP	BK	SFA	SHA
2017	2.17	1	1	11	6	0	0	2	0	29.0	24	10	9	16	18	2	0	0	129	.222	2	2	0	0	3
TOTAL	2.17	1	1	11	6	0	0	2	0	29.0	24	10	9	16	18	2	0	0	129	.222	2	2	0	0	3



JENNY SCHAPER

#6 • R/R • C • SOPHOMORE • ST. LOUIS, MO. (LUTHERAN)

Hit the game-winning solo home run in the top of the 11th inning to give UK a 2-1 win at No. 5 UCLA in Westwood ... Is UK's primary catcher ... Has four HR's this season, totaling her 2016 tally of longballs ... Had a HR and a triple against Illinois-Chicago in the same game ... Played travel ball with UK's Katie Reed on the same team in St. Louis ... Has four multi-hit games this season including against No. 7 Oregon, Memphis, Southern Illinois and Illinois-Chicago.

Category	Season High (Last)	Career High (Last)
At-Bats	5, vs. UCLA (2/15/17)	5, vs. UCLA (2/15/17)
Runs	2, vs. UIC (3/4/17)	2, vs. UIC (3/4/17)
Hits	2, four times, last vs. UIC (3/4/17)	2, seven times, last vs. UIC (3/4/17)
RBI	1, five times, last vs. UIC (3/4/17)	2, vs. Arkansas (3/15/16)
Walks	2, vs. UC-Davis (2/17/17)	2, vs. UC-Davis (2/17/17)
Stolen Bases	1, vs. Memphis (2/25/17)	1, vs. Memphis (2/25/17)
Hitting Streak (current)	4 games (2)	4 games (2017)

CAREER STATS

Year	AVG	GP	GS	AB	R	H	2B	3B	HR	RBI	TB	SLG%	BB	HBP	SO	GDP	OB%	SF	SH	SB	ATT	PO	A	E	FLD%
2016	.281	57	47	121	11	34	7	0	4	21	53	.438	17	2	19	0	.376	1	3	0	0	399	21	3	.993
2017	.246	24	23	69	8	17	2	1	4	5	33	.478	6	4	13	0	.342	0	0	1	1	175	20	0	1.000
TOTAL	.268	81	70	190	19	51	9	1	8	26	86	.453	23	6	32	0	.364	1	3	1	1	574	41	3	.995



BAILEY VICK

#2 • L/R • OUTFIELD • FRESHMAN • PADUCAH, KY. (MCCRACKEN COUNTY HS)

Is one of the speediest slappers that Kentucky has ever had ... Rachel Lawson said on media day that "Bailey Vick is as fast as Sylvester Samuel" ... Very good at the slapping game and keeping the ball down ... Has six doubles this season, including an in-field double ... Her six doubles are tied with Alex Martens for the team lead in that category ... A brilliant student in the classroom ... Has 27 total bases without taking a walk all season ... Has four RBI singles in four different games, including against No. 7 Oregon ... Got her first SEC hit at Georgia in game three.

Category	Season High (Last)	Career High (Last)
At-Bats	4, twice, last vs. UCLA (2/15/17)	-
Runs	2, vs. Memphis (2/26/17)	-
Hits	3, twice, last vs. Florida A&M (2/24/17)	-
RBI	2, vs. UConn, 2/24/17	-
Walks	-	-
Stolen Bases	1, two times, last vs. Florida A&M (2/12/17)	-
Hitting Streak (current)	4 games (1)	-

CAREER STATS

Year	AVG	GP	GS	AB	R	H	2B	3B	HR	RBI	TB	SLG%	BB	HBP	SO	GDP	OB%	SF	SH	SB	ATT	PO	A	E	FLD%
2017	.350	25	25	60	4	21	6	0	0	4	27	.450	2	4	15	0	.409	0	0	3	7	7	0	0	1.000
TOTAL	.350	25	25	60	4	21	6	0	0	4	27	.450	2	4	15	0	.409	0	0	3	7	7	0	0	1.000



2017 Kentucky Softball
Statistics Summary for Kentucky (as of Mar 20, 2017)
(All games)



Record: 19-6 Home: 5-0 Away: 5-3 Neutral: 9-3 SEC: 1-2

Date	Opponent	Score	Player	avg	gp-gs	ab	r	h	2b	3b	hr	rbi	bb	hbp	so	sb-att
^2/10	vs Florida A&M	w 4-2	Abbey Cheek	.368	25-25	76	17	28	4	0	5	20	7	2	13	6-7
^2/10	vs Pittsburgh	L 1-3	Katie Reed	.367	25-25	90	10	33	5	0	1	9	0	0	8	9-10
^2/11	vs Pitt	L 3-6	Bailey Vick	.350	25-25	60	4	21	6	0	0	4	2	4	15	3-7
^2/11	at UCF	w 6-3	Erin Rethlake	.333	24-21	69	11	23	0	0	0	8	4	0	10	16-16
^2/12	vs Florida A&M	w 3-0	Rachael Metzger	.300	20-16	30	7	9	0	0	6	13	4	2	10	0-0
2/15	at #5 UCLA	L 2-6	Alex Martens	.286	25-25	77	6	22	6	0	2	11	10	0	5	0-0
2/15	at #5 UCLA	w 2-1	Breanne Ray	.274	25-25	73	5	20	1	1	2	9	5	0	8	0-0
\$2/17	vs UC - Davis	w 4-1	Sarah Rainwater	.270	24-19	37	9	10	1	0	0	2	6	1	11	3-3
\$2/17	vs #7 Oregon	L 4-5	Jenny Schaper	.246	24-23	69	8	17	2	1	4	5	6	4	13	1-1
&2/24	vs Connecticut	w 4-2	Brooklin Hinz	.245	24-20	53	12	13	3	0	2	5	5	2	10	8-8
&2/24	vs Florida A&M	w 2-0	-----													
&2/25	vs Memphis	w 9-1	Kierston Moore	.273	10-0	11	1	3	0	0	1	5	1	1	3	0-0
&2/25	at Florida Atlantic	w 6-2	Morgan McCallum	.250	5-0	4	1	1	0	0	0	0	1	0	1	0-0
&2/26	vs Memphis	w 12-0	Kelsee Henson	.111	10-3	9	1	1	0	0	0	3	0	0	2	1-1
!3/3	vs Northern Illinois	w 2-0	Ashley Ruiz	.000	5-0	5	0	0	0	0	0	0	0	0	0	0-0
!3/3	at Southern Illinois	w 7-1	Brynlee Bigelow	.000	22-3	1	4	0	0	0	0	0	0	0	1	3-6
!3/4	vs UIC	w 6-2	Madison Kearschner	.000	7-0	0	2	0	0	0	0	0	0	0	0	1-1
3/9	DAYTON	w 1-0	Hannah Huffman	.000	16-0	0	8	0	0	0	0	0	0	0	0	2-2
3/10	EVANSVILLE	w 4-1	Shannon Smith	.000	1-1	0	0	0	0	0	0	0	0	0	0	0-0
3/10	DREXEL	w 9-1	Totals	.303	25	664	106	201	28	2	23	94	51	16	110	53-62
3/11	KENT STATE	w 2-0	Opponents	.189	25	608	49	115	13	0	8	42	70	21	170	13-25
3/12	#15 MICHIGAN	w 5-1														
*3/18	at #16 Georgia	w 2-1	LOB - Team (148), Opp (153). DPs turned - Team (6), Opp (8). Picked off - Bigelow, B 1, Huffman, H 1.													
*3/19	at #16 Georgia	L 5-7														
*3/20	at #16 Georgia	L 1-3														

* = Conference game

^ = UCF Knight Invitational (Orlando, Fla.)

\$ = Mary Nutter (Cathedral City, Calif.)

& = FAU Invite (Boca Raton, Fla.)

! = Coach B Classic (Carbondale, Ill.)

Player	era	w-l	app	gs	cg	sh	sv	ip	h	r	er	bb	so
Erin Rethlake	0.90	5-0	9	5	2	2	0	39.0	21	6	5	10	32
Meagan Prince	1.06	8-3	15	7	5	1	3	72.1	51	17	11	23	83
Larissa Spellman	2.17	1-1	11	6	0	0	0	29.0	24	10	9	16	18
Shannon Smith	2.97	5-2	8	7	2	0	0	30.2	19	16	13	21	37
Totals	1.56	19-6	25	25	9	6	3	171.0	115	49	38	70	170
Opponents	3.55	6-19	25	25	11	0	2	165.2	201	106	84	51	110

PB - Team (2), Metzger, R 2, Opp (2). Pickoffs - Team (1), Schaper, J 1, Opp (2).
SBA/ATT - Schaper, J (9-19), Smith, S (7-12), Prince, M (4-7), Metzger, R (4-6),
Rethlake, E (2-5), Spellman, L (0-1).

Score by innings	1	2	3	4	5	6	7	8	9	EX	Total
Kentucky	6	18	17	14	31	13	6	0	0	1	106
Opponents	9	9	4	9	8	4	6	0	0	0	49

Win-loss breakouts: Day 15-4; Night 4-2; vs Left 2-0; vs Right 17-6;

1-run games 3-1; 2-run games 5-3; 5+run games 4-0; Extra inns 1-1; Shutouts 6-0.

Current streak: Lost 2; Longest winning streak: 14; Longest losing streak: 2.

Attendance: Home 4321 (avg 864); Away 5654 (avg 297); Total 9975 (avg 415).



2017 Kentucky Softball
Overall Statistics for Kentucky (as of Mar 20, 2017)
(All games Sorted by Batting avg)



Record: 19-6 Home: 5-0 Away: 5-3 Neutral: 9-3 SEC: 1-2

Player	avg	gp-gs	ab	r	h	2b	3b	hr	rbi	tb	slg%	bb	hp	so	gdp	ob%	sf	sh	sb-att	po	a	e	fld%
Abbey Cheek	.368	25-25	76	17	28	4	0	5	20	47	.618	7	2	13	0	.425	2	0	6-7	18	62	7	.920
Katie Reed	.367	25-25	90	10	33	5	0	1	9	41	.456	0	0	8	0	.367	0	3	9-10	35	57	2	.979
Bailey Vick	.350	25-25	60	4	21	6	0	0	4	27	.450	2	4	15	0	.409	0	0	3-7	7	0	0	1.000
Erin Rethlake	.333	24-21	69	11	23	0	0	0	8	23	.333	4	0	10	0	.370	0	1	16-16	128	12	1	.993
Rachael Metzger	.300	20-16	30	7	9	0	0	6	13	27	.900	4	2	10	0	.417	0	3	0-0	76	3	1	.988
Alex Martens	.286	25-25	77	6	22	6	0	2	11	34	.442	10	0	5	0	.368	0	1	0-0	36	45	4	.953
Breanne Ray	.274	25-25	73	5	20	1	1	2	9	29	.397	5	0	8	1	.316	1	0	0-0	11	0	1	.917
Sarah Rainwater	.270	24-19	37	9	10	1	0	0	2	11	.297	6	1	11	0	.378	1	3	3-3	10	0	1	.909
Jenny Schaper	.246	24-23	69	8	17	2	1	4	5	33	.478	6	4	13	0	.342	0	0	1-1	175	20	0	1.000
Brooklin Hinz	.245	24-20	53	12	13	3	0	2	5	22	.415	5	2	10	0	.328	1	1	8-8	11	3	2	.875

Kierston Moore	.273	10-0	11	1	3	0	0	1	5	6	.545	1	1	3	0	.385	0	0	0-0	0	0	0	.000
Morgan McCallum	.250	5-0	4	1	1	0	0	0	0	1	.250	1	0	1	0	.400	0	0	0-0	0	0	0	.000
Kelsee Henson	.111	10-3	9	1	1	0	0	0	3	1	.111	0	0	2	0	.091	2	0	1-1	0	0	0	.000
Ashley Ruiz	.000	5-0	5	0	0	0	0	0	0	0	.000	0	0	0	0	.000	0	0	0-0	0	0	0	.000
Brynlee Bigelow	.000	22-3	1	4	0	0	0	0	0	0	.000	0	0	1	0	.000	0	1	3-6	2	0	0	1.000
Shannon Smith	.000	1-1	0	0	0	0	0	0	0	0	.000	0	0	0	0	.000	0	0	0-0	0	4	1	.800
Madison Kearschner	.000	7-0	0	2	0	0	0	0	0	0	.000	0	0	0	0	.000	0	0	1-1	0	0	0	.000
Hannah Huffman	.000	16-0	0	8	0	0	0	0	0	0	.000	0	0	0	0	.000	0	0	2-2	0	0	0	.000
Totals	.303	25	664	106	201	28	2	23	94	302	.455	51	16	110	1	.363	7	13	53-62	513	236	23	.970
Opponents	.189	25	608	49	115	13	0	8	42	152	.250	70	21	170	3	.294	2	14	13-25	497	201	27	.963

LOB - Team (148), Opp (153). DPs turned - Team (6), Opp (8). Picked off - Bigelow, B 1, Huffman, H 1.

(All games Sorted by Earned run avg)

Player	era	w-l	app	gs	cg	sho	sv	ip	h	r	er	bb	so	2b	3b	hr	b/avg	wp	hp	bk	sfa	sha
Erin Rethlake	0.90	5-0	9	5	2	2/2	0	39.0	21	6	5	10	32	3	0	2	.158	1	6	0	1	2
Meagan Prince	1.06	8-3	15	7	5	1/2	3	72.1	51	17	11	23	83	5	0	3	.196	7	11	0	1	8
Larissa Spellman	2.17	1-1	11	6	0	0/2	0	29.0	24	10	9	16	18	2	0	0	.222	2	2	0	0	3
Shannon Smith	2.97	5-2	8	7	2	0/0	0	30.2	19	16	13	21	37	3	0	3	.178	3	2	0	0	1
Totals	1.56	19-6	25	25	9	6/3	3	171.0	115	49	38	70	170	13	0	8	.189	13	21	0	2	14
Opponents	3.55	6-19	25	25	11	0/0	2	165.2	201	106	84	51	110	28	2	23	.303	6	16	0	7	13

PB - Team (2), Metzger, R 2, Opp (2). Pickoffs - Team (1), Schaper, J 1, Opp (2). SBA/ATT - Schaper, J (9-19), Smith, S (7-12), Prince, M (4-7), Metzger, R (4-6), Rethlake, E (2-5), Spellman, L (0-1).



2017 Kentucky Softball
Overall Statistics for Kentucky (as of Mar 20, 2017)
(All games Sorted by Fielding pct)



Player	c	po	a	e	fld%	dp	sba	csb	sba%	pb	ci
Jenny Schaper	195	175	20	0	1.000	0	9	10	.474	0	0
Bailey Vick	7	7	0	0	1.000	0	0	0	.000	0	0
Brynlee Bigelow	2	2	0	0	1.000	0	0	0	.000	0	0
Erin Rethlake	141	128	12	1	.993	4	2	3	.400	0	0
Rachael Metzger	80	76	3	1	.988	1	4	2	.667	2	0
Katie Reed	94	35	57	2	.979	4	0	0	.000	0	0
Meagan Prince	27	3	23	1	.963	0	4	3	.571	0	0
Alex Martens	85	36	45	4	.953	3	0	0	.000	0	0
Abbey Cheek	87	18	62	7	.920	2	0	0	.000	0	0
Breanne Ray	12	11	0	1	.917	0	0	0	.000	0	0
Sarah Rainwater	11	10	0	1	.909	0	0	0	.000	0	0
Brooklin Hinz	16	11	3	2	.875	0	0	0	.000	0	0
Larissa Spellman	10	1	7	2	.800	0	0	1	.000	0	0
Shannon Smith	5	0	4	1	.800	0	7	5	.583	0	0
Hannah Huffman	0	0	0	0	.000	0	0	0	.000	0	0
Madison Kearschner	0	0	0	0	.000	0	0	0	.000	0	0
Ashley Ruiz	0	0	0	0	.000	0	0	0	.000	0	0
Kierston Moore	0	0	0	0	.000	0	0	0	.000	0	0
Morgan McCallum	0	0	0	0	.000	0	0	0	.000	0	0
Kelsee Henson	0	0	0	0	.000	0	0	0	.000	0	0
Totals	772	513	236	23	.970	6	13	12	.520	2	0
Opponents	725	497	201	27	.963	8	53	9	.855	2	0

Hitting minimums - 1 Games 0.8 AB/Game

Pitching minimums - 1 Games 1.0 IP/Game



2017 Kentucky Softball
Games Summary for Kentucky (as of Mar 20, 2017)
(All games)



Score by innings	1	2	3	4	5	6	7	8	9	EX	Total
Kentucky	6	18	17	14	31	13	6	0	0	1	106
Opponents	9	9	4	9	8	4	6	0	0	0	49

Record when ...

Overall	19-6	After 4 leading	14-0
Conference	1-2 trailing	1-4
Non-Conference	18-4 tied	4-2
Home games	5-0	After 5 leading	15-1
Away games	5-3 trailing	0-5
Neutral site	9-3 tied	2-0
Day games	15-4	After 6 leading	15-0
Night games	4-2 trailing	0-5
vs Left starter	2-0 tied	2-1
vs Right starter	17-6		
1-Run games	3-1	Hit 0 home runs	8-2
2-Run games	5-3	... 1 home run	8-2
5+Run games	4-0	... 2+ home runs	3-2
Extra innings	1-1		
Shutouts	6-0	Opponent 0 home runs	15-3
	 1 home run	4-2
Scoring 0-2 runs	6-3 2+ HRs	0-1
..... 3-5 runs	6-3		
..... 6-9 runs	6-0	Made 0 errors	10-0
..... 10+ runs	1-0 1 error	7-3
	 2+ errors	2-3
Opponent 0-2 runs	18-0		
..... 3-5 runs	1-3	Opp. made 0 errors	6-2
..... 6-9 runs	0-3 1 error	6-3
..... 10+ runs	0-0 2+ errors	7-1
Scored in 1st inning	3-2	Out-hit opponent	17-1
Opp. scored in 1st	2-3	Out-hit by opponent	2-5
Scores first	14-2	Hits are tied	0-0
Opp. scores first	5-4		

Record when team scores:

Runs	0	1	2	3	4	5	6	7	8	9	10+
W-L	0-0	1-2	5-1	1-1	4-1	1-1	3-0	1-0	0-0	2-0	1-0

Record when opponent scores:

Runs	0	1	2	3	4	5	6	7	8	9	10+
W-L	6-0	8-0	4-0	1-2	0-0	0-1	0-2	0-1	0-0	0-0	0-0

Record when leading after:

Inn.	1	2	3	4	5	6
W-L	3-0	8-0	10-0	14-0	15-1	15-0

Record when trailing after:

Inn.	1	2	3	4	5	6
W-L	2-2	1-4	2-3	1-4	0-5	0-5

Record when tied after:

Inn.	1	2	3	4	5	6
W-L	14-4	10-2	7-3	4-2	2-0	2-1

Current losing streak: 2

Longest winning streak: 14

Longest losing streak: 2

Home attendance : 4321 (5 dates avg = 864)

Away attendance : 5654 (19 dates avg = 297)

Total attendance: 9975 (24 dates avg = 415)



2017 Kentucky Softball
Batting Leaders for Kentucky (as of Mar 20, 2017)
(All games)



Hitting minimums - 1 Games 0.8 AB/Game
Pitching minimums - 1 Games 1.0 IP/Game

Batting avg		Slugging pct		On base pct	
1. Abbey Cheek	.368	1. Rachael Metzger	.900	1. Abbey Cheek	.425
2. Katie Reed	.367	2. Abbey Cheek	.618	2. Rachael Metzger	.417
3. Bailey Vick	.350	3. Jenny Schaper	.478	3. Bailey Vick	.409
Runs scored		Hits		Runs batted in	
1. Abbey Cheek	17	1. Katie Reed	33	1. Abbey Cheek	20
2. Brooklin Hinz	12	2. Abbey Cheek	28	2. Rachael Metzger	13
3. Erin Rethlake	11	3. Erin Rethlake	23	3. Alex Martens	11
Doubles		Triples		Home runs	
1. Alex Martens	6	1. Jenny Schaper	1	1. Rachael Metzger	6
Bailey Vick	6	Breanne Ray	1	2. Abbey Cheek	5
3. Katie Reed	5			3. Jenny Schaper	4
Total bases		Walks		Hit by pitch	
1. Abbey Cheek	47	1. Alex Martens	10	1. Bailey Vick	4
2. Katie Reed	41	2. Abbey Cheek	7	Jenny Schaper	4
3. Alex Martens	34	3. 2 tied at....	6	3. 3 tied at.....	2
Sac bunts		Sac flies		Stolen bases	
1. Katie Reed	3	1. Abbey Cheek	2	1. Erin Rethlake	16
Rachael Metzger	3	Kelsee Henson	2	2. Katie Reed	9
Sarah Rainwater	3	3. 3 tied at..	1	3. Brooklin Hinz	8
Caught stealing		Steal attempts		Stolen base pct	
1. Bailey Vick	4	1. Erin Rethlake	16	1. Erin Rethlake	1.000
2. Brynlee Bigelow	3	2. Katie Reed	10	Jenny Schaper	1.000
3. 2 tied at.	1	3. Brooklin Hinz	8	Brooklin Hinz	1.000
Strikeouts		Grounded into DP		Total plate appearances	
1. Bailey Vick	15	1. Breanne Ray	1	1. Katie Reed	93
2. Jenny Schaper	13			2. Alex Martens	88
Abbey Cheek	13			3. Abbey Cheek	87
At bats		Games played		Game starts	
1. Katie Reed	90	1. 5 tied at...	25	1. 5 tied at...	25
2. Alex Martens	77				
3. Abbey Cheek	76				
Games as sub					
1. Brynlee Bigelow	19				
2. Hannah Huffman	16				
3. Kierston Moore	10				



2017 Kentucky Softball
Pitching Leaders for Kentucky (as of Mar 20, 2017)
(All games)



Hitting minimums - 1 Games 0.8 AB/Game
Pitching minimums - 1 Games 1.0 IP/Game

Earned run avg		Opposing bat avg		Won-loss pct	
1. Erin Rethlake	0.90	1. Erin Rethlake	.158	1. Erin Rethlake	1.000
2. Meagan Prince	1.06	2. Shannon Smith	.178	2. Meagan Prince	.727
3. Larissa Spellman	2.17	3. Meagan Prince	.196	3. Shannon Smith	.714
Wins		Losses		Saves	
1. Meagan Prince	8	1. Meagan Prince	3	1. Meagan Prince	3
2. Erin Rethlake	5	2. Shannon Smith	2		
Shannon Smith	5	3. Larissa Spellman	1		
Innings pitched		Batters struck out		Appearances	
1. Meagan Prince	72.1	1. Meagan Prince	83	1. Meagan Prince	15
2. Erin Rethlake	39.0	2. Shannon Smith	37	2. Larissa Spellman	11
3. Shannon Smith	30.2	3. Erin Rethlake	32	3. Erin Rethlake	9
Games started		Games finished		Games in relief	
1. Shannon Smith	7	1. Meagan Prince	8	1. Meagan Prince	8
Meagan Prince	7	2. Larissa Spellman	5	2. Larissa Spellman	5
3. Larissa Spellman	6	3. Erin Rethlake	3	3. Erin Rethlake	4
Wild pitches		Balks		Hit batters	
1. Meagan Prince	7			1. Meagan Prince	11
2. Shannon Smith	3			2. Erin Rethlake	6
3. Larissa Spellman	2			3. 2 tied at.....	2
Intentional BB allowed		Runners picked off		Batters SO out looking	
		1. Jenny Schaper	1	1. Shannon Smith	9
				Meagan Prince	9
				3. Larissa Spellman	7
Sac bunts allowed		Sac flies allowed		Hits allowed	
1. Meagan Prince	8	1. Erin Rethlake	1	1. Shannon Smith	19
2. Larissa Spellman	3	Meagan Prince	1	2. Erin Rethlake	21
3. Erin Rethlake	2			3. Larissa Spellman	24
Runs allowed		Earned runs allowed		Walks allowed	
1. Erin Rethlake	6	1. Erin Rethlake	5	1. Erin Rethlake	10
2. Larissa Spellman	10	2. Larissa Spellman	9	2. Larissa Spellman	16
3. Shannon Smith	16	3. Meagan Prince	11	3. Shannon Smith	21
Doubles allowed		Triples allowed		Home runs allowed	
1. Larissa Spellman	2	1. Larissa Spellman	0	1. Larissa Spellman	0
2. Shannon Smith	3	Shannon Smith	0	2. Erin Rethlake	2
Erin Rethlake	3	Erin Rethlake	0	3. Shannon Smith	3



2017 Kentucky Softball
Fielding Leaders for Kentucky (as of Mar 20, 2017)
(All games)



Hitting minimums - 1 Games
Pitching minimums - 1 Games 1.0 IP/Game

Fielding pct		Chances		Putouts	
1. Jenny Schaper	1.000	1. Jenny Schaper	195	1. Jenny Schaper	175
Bailey Vick	1.000	2. Erin Rethlake	141	2. Erin Rethlake	128
Brynlee Bigelow	1.000	3. Katie Reed	94	3. Rachael Metzger	76
Assists		Errors		Fielding double plays	
1. Abbey Cheek	62	1. Abbey Cheek	7	1. Erin Rethlake	4
2. Katie Reed	57	2. Alex Martens	4	Katie Reed	4
3. Alex Martens	45	3. 3 tied at.	2	3. Alex Martens	3
Stolen bases against		Caught stealing by		Steal attempts against	
1. Jenny Schaper	9	1. Jenny Schaper	10	1. Jenny Schaper	19
2. Shannon Smith	7	2. Shannon Smith	5	2. Shannon Smith	12
3. 2 tied at....	4	3. 2 tied at....	3	3. Meagan Prince	7
Passed balls		Catchers interference			
1. Rachael Metzger	2				



2017 Kentucky Softball
Game Results for Kentucky (as of Mar 20, 2017)
(All games)



Date	Opponent	Score	Inns	Overall	SEC	Pitcher of record	Attend	Time
^ Feb 10, 2017	vs Florida A&M	w 4-2	7	1-0-0	0-0-0	Smith, S (W 1-0)	548	2:05
^ Feb 10, 2017	vs Pittsburgh	L 1-3	(8)	1-1-0	0-0-0	Prince, M (L 0-1)	548	2:08
^ Feb 11, 2017	vs Pitt	L 3-6	7	1-2-0	0-0-0	Smith, S (L)	0	1:53
^ Feb 11, 2017	at UCF	w 6-3	7	2-2-0	0-0-0	Prince, M (W 1-1)	0	1:56
^ Feb 12, 2017	vs Florida A&M	w 3-0	7	3-2-0	0-0-0	Spellman, L (W 1-0)	0	1:32
Feb 15, 2017	at #5 UCLA-1	L 2-6	7	3-3-0	0-0-0	Spellman, L (L 1-1)	-	1:32
Feb 15, 2017	at #5 UCLA-2	w 2-1	(11)	4-3-0	0-0-0	Prince, M (W 2-1)	427	2:37
\$ Feb 17, 2017	vs UC - Davis	w 4-1	7	5-3-0	0-0-0	Rethlake, E (W 1-0)	200	1:54
\$ Feb 17, 2017	vs #7 Oregon	L 4-5	7	5-4-0	0-0-0	Prince, M (L 2-2)	300	1:47
& Feb 24, 2017	vs Connecticut	w 4-2	7	6-4-0	0-0-0	Smith, S (W 2-1)	0	1:43
& Feb 24, 2017	vs Florida A&M	w 2-0	7	7-4-0	0-0-0	Rethlake, E (W 2-0)	0	2:07
& Feb 25, 2017	vs Memphis	w 9-1	5	8-4-0	0-0-0	Prince, M (W 3-2)	25	1:02
& Feb 25, 2017	at Florida Atlantic	w 6-2	7	9-4-0	0-0-0	Smith, S (W 3-1)	491	2:15
& Feb 26, 2017	vs Memphis	w 12-0	5	10-4-0	0-0-0	Rethlake, E (W 3-0)	0	1:35
! Mar 03, 2017	vs Northern Illinois	w 2-0	7	11-4-0	0-0-0	Prince, M (W 4-2)	250	1:29
! Mar 03, 2017	at Southern Illinois	w 7-1	7	12-4-0	0-0-0	Smith, S (W 3-2)	315	2hr
! Mar 04, 2017	vs UIC	w 6-2	7	13-4-0	0-0-0	Prince, M (W 5-2)	345	1:48
Mar 09, 2017	DAYTON	w 1-0	7	14-4-0	0-0-0	Rethlake, E (W 3-0)	757	1:29
Mar 10, 2017	EVANSVILLE	w 4-1	7	15-4-0	0-0-0	Prince, M (W 6-2)	643	1:53
Mar 10, 2017	DREXEL	w 9-1	7	16-4-0	0-0-0	Smith, S (W 5-1)	646	1:43
Mar 11, 2017	KENT STATE	w 2-0	7	17-4-0	0-0-0	Rethlake, E (W 5-0)	951	1:32
Mar 12, 2017	#15 MICHIGAN	w 5-1	7	18-4-0	0-0-0	Prince, M (W 7-2)	1324	2:09
* Mar 18, 2017	at #16 Georgia	w 2-1	7	19-4-0	1-0-0	Prince, M (W 8-2)	873	2:04
* Mar 19, 2017	at #16 Georgia	L 5-7	7	19-5-0	1-1-0	Smith, S (L 5-2)	727	2:27
* Mar 20, 2017	at #16 Georgia	L 1-3	7	19-6-0	1-2-0	Prince, M (L 8-3)	605	2:08

* = Conference game

^ = UCF Knight Invitational (Orlando, Fla.)

\$ = Mary Nutter (Cathedral City, Calif.)

& = FAU Invite (Boca Raton, Fla.)

! = Coach B Classic (Carbondale, Ill.)

() extra inning game

2017 Kentucky Softball
Team Game-by-Game for Kentucky (as of Mar 20, 2017)
Batting (All games)

Date	Opponent	ab	r	h	rbi	2b	3b	hr	tb	bb	ibb	sb	cs	hbp	sac	sf	gdp	k	po	a	e	lob	avg
Feb 10	vs Florida A&M	27	4	10	3	0	0	1	13	3	0	4	0	0	1	0	0	3	21	4	3	9	.370
Feb 10	vs Pittsburgh	27	1	5	1	1	0	1	9	2	0	1	0	0	0	0	0	3	21	8	1	7	.278
Feb 11	vs Pitt	30	3	9	3	1	0	2	16	3	0	3	0	0	0	0	0	3	18	4	1	9	.286
Feb 11	at UCF	27	6	11	6	1	0	1	15	3	0	1	0	1	2	2	0	4	21	13	1	8	.315
Feb 12	vs Florida A&M	25	3	6	3	0	0	1	9	1	0	1	0	1	0	0	0	3	21	10	0	3	.301
Feb 15	at UCLA	25	2	5	2	1	0	0	6	0	0	0	0	0	0	0	0	10	18	13	1	2	.286
Feb 15	at UCLA	39	2	6	2	1	0	1	10	2	0	1	0	0	0	0	0	9	33	26	2	6	.260
Feb 17	vs UC - Davis	24	4	8	4	2	1	0	12	3	0	1	0	0	1	1	0	1	21	11	1	7	.268
Feb 17	vs Oregon	24	4	6	4	1	0	0	7	3	0	0	0	2	0	1	1	5	21	13	2	5	.266
Feb 24	vs Connecticut	25	4	6	4	0	0	0	6	1	0	2	0	0	1	0	0	3	21	12	1	5	.264
Feb 24	vs Florida A&M	27	2	11	1	3	0	0	14	3	0	3	2	4	2	0	0	3	21	5	0	13	.277
Feb 25	vs Memphis	26	9	14	8	3	0	1	20	2	0	7	1	0	0	0	0	1	15	8	0	5	.298
Feb 25	at Florida Atlantic	28	6	11	5	1	0	1	15	1	0	5	1	0	0	1	0	5	21	6	0	3	.305
Feb 26	vs Memphis	27	12	11	10	3	0	2	20	1	0	1	0	2	0	1	0	4	15	9	0	4	.312
Mar 03	vs Northern Illinois	23	2	7	2	1	0	0	8	1	0	3	2	0	1	0	0	5	21	9	1	5	.312
Mar 03	at Southern Illinois	35	7	15	6	2	0	0	17	3	0	5	0	1	1	0	0	4	21	6	0	12	.321
Mar 04	vs UIC	25	6	7	6	0	1	2	15	1	0	0	0	0	0	0	0	5	21	12	0	2	.319
Mar 09	DAYTON	20	1	4	0	1	0	0	5	2	0	2	0	0	1	0	0	5	21	11	1	4	.314
Mar 10	EVANSVILLE	25	4	7	4	1	0	1	11	2	0	1	0	1	0	0	0	5	21	9	0	6	.312
Mar 10	DREXEL	32	9	12	8	0	0	4	24	5	0	7	1	0	0	0	0	4	21	3	0	7	.316
Mar 11	KENT STATE	22	2	4	2	3	0	0	7	1	0	0	0	0	0	0	0	2	21	8	0	3	.311
Mar 12	MICHIGAN	21	5	5	3	1	0	1	9	3	0	4	0	2	1	0	0	7	21	11	1	4	.308
*Mar 18	at Georgia	24	2	7	2	1	0	0	8	1	0	1	1	2	2	1	0	7	21	6	1	7	.308
*Mar 19	at Georgia	30	5	11	4	0	0	3	20	3	0	0	1	0	0	0	0	5	18	13	2	7	.310
*Mar 20	at Georgia	26	1	3	1	0	0	1	6	1	0	0	0	0	0	0	0	4	18	6	4	5	.303
Totals		664	106	201	94	28	2	23	302	51	0	53	9	16	13	7	1	110	513	236	23	148	.303

2017 Kentucky Softball
Team Game-by-Game for Kentucky (as of Mar 20, 2017)
Pitching (All games)

Date	Opponent	ip	h	r	er	bb	so	2b	3b	hr	wp	bk	hbp	dp	ibb	score	w-l	sv	era
Feb 10	vs Florida A&M	7.0	4	2	1	1	12	1	0	1	0	0	1	2	0	4-2	1-0	0	1.00
Feb 10	vs Pittsburgh	7.0	7	3	3	4	12	1	0	0	1	0	2	0	0	1-3	1-1	0	2.00
Feb 11	vs Pitt	6.0	6	6	5	6	3	1	0	1	1	0	0	0	0	3-6	1-2	0	3.15
Feb 11	at UCF	7.0	4	3	3	5	7	0	0	1	1	0	3	0	0	6-3	2-2	0	3.11
Feb 12	vs Florida A&M	7.0	2	0	0	1	3	0	0	0	1	0	0	0	0	3-0	3-2	1	2.47
Feb 15	at UCLA	6.0	9	6	5	1	2	0	0	0	0	0	0	1	0	2-6	3-3	1	2.97
Feb 15	at UCLA	11.0	8	1	0	3	6	1	0	0	1	0	1	2	0	2-1	4-3	1	2.33
Feb 17	vs UC - Davis	7.0	6	1	1	2	5	2	0	0	0	0	2	0	0	4-1	5-3	1	2.17
Feb 17	vs Oregon	7.0	11	5	2	2	6	1	0	1	2	0	3	0	0	4-5	5-4	1	2.15
Feb 24	vs Connecticut	7.0	3	2	2	2	6	0	0	0	0	0	1	0	0	4-2	6-4	2	2.14
Feb 24	vs Florida A&M	7.0	2	0	0	3	9	0	0	0	0	0	2	0	0	2-0	7-4	2	1.95
Feb 25	vs Memphis	5.0	7	1	1	2	1	0	0	0	0	0	0	0	0	9-1	8-4	2	1.92
Feb 25	at Florida Atlantic	7.0	2	2	2	5	11	1	0	1	1	0	0	0	0	6-2	9-4	3	1.92
Feb 26	vs Memphis	5.0	2	0	0	1	3	0	0	0	1	0	0	0	0	12-0	10-4	3	1.82
Mar 03	vs Northern Illinois	7.0	2	0	0	1	9	0	0	0	0	0	0	0	0	2-0	11-4	3	1.70
Mar 03	at Southern Illinois	7.0	3	1	1	6	8	1	0	0	1	0	0	0	0	7-1	12-4	3	1.65
Mar 04	vs UIC	7.0	1	2	2	2	9	0	0	0	1	0	1	0	0	6-2	13-4	3	1.68
Mar 09	DAYTON	7.0	1	0	0	0	9	0	0	0	0	0	1	0	0	1-0	14-4	3	1.58
Mar 10	EVANSVILLE	7.0	2	1	0	4	11	0	0	0	2	0	0	0	0	4-1	15-4	3	1.50
Mar 10	DREXEL	7.0	2	1	0	2	7	0	0	0	0	0	1	0	0	9-1	16-4	3	1.42
Mar 11	KENT STATE	7.0	1	0	0	3	11	0	0	0	0	0	2	0	0	2-0	17-4	3	1.35
Mar 12	MICHIGAN	7.0	6	1	1	3	6	1	0	1	0	0	0	1	0	5-1	18-4	3	1.34
*Mar 18	at Georgia	7.0	4	1	1	4	9	1	0	0	0	0	0	0	0	2-1	19-4	3	1.32
*Mar 19	at Georgia	6.0	13	7	7	2	0	1	0	2	0	0	0	0	0	5-7	19-5	3	1.57
*Mar 20	at Georgia	6.0	7	3	1	5	5	1	0	0	0	0	1	0	0	1-3	19-6	3	1.56
Totals		171.0	115	49	38	70	170	13	0	8	13	0	21	6	0	106-49	19-6	3	1.56

2017 Kentucky Softball
Individual Game-by-Game for Kentucky (as of Mar 20, 2017)

#42 Brynlee Bigelow - 22 games (All games)

Date	Opponent	Pos	AB	R	H	RBI	2B	3B	HR	BB	SB	CS	HBP	SAC	SF	GDP	K	PO	A	E	Avg
Feb 10	vs Florida A&M	pr	0	0	0	0	0	0	0	0	0	0	0	0	0	0	0	0	0	0	.000
Feb 11	vs Pitt	pr	0	0	0	0	0	0	0	0	0	0	0	0	0	0	0	0	0	0	.000
Feb 11	at UCF	pr	0	0	0	0	0	0	0	0	0	0	0	0	0	0	0	0	0	0	.000
Feb 12	vs Florida A&M	pr	0	0	0	0	0	0	0	0	0	0	0	0	0	0	0	0	0	0	.000
Feb 15	at UCLA-2	pr	0	0	0	0	0	0	0	0	0	0	0	0	0	0	0	0	0	0	.000
Feb 17	vs UC - Davis	pr	0	1	0	0	0	0	0	0	0	0	0	0	0	0	0	0	0	0	.000
Feb 17	vs Oregon	pr/of	0	0	0	0	0	0	0	0	0	0	0	0	0	0	0	0	0	0	.000
Feb 24	vs Connecticut	pr/of	0	1	0	0	0	0	0	0	1	0	0	0	0	0	0	0	0	0	.000
Feb 24	vs Florida A&M	ph/of	0	0	0	0	0	0	0	0	0	0	0	1	0	0	0	0	0	0	.000
Feb 25	vs Memphis	pr	0	0	0	0	0	0	0	0	1	1	0	0	0	0	0	0	0	0	.000
Feb 25	at Florida Atlantic	pr	0	1	0	0	0	0	0	0	0	0	0	0	0	0	0	0	0	0	.000
Feb 26	vs Memphis	*of	1	1	0	0	0	0	0	0	0	0	0	0	0	0	1	0	0	0	.000
Mar 03	vs Northern Illinois	pr/of	0	0	0	0	0	0	0	0	0	1	0	0	0	0	0	0	0	0	.000
Mar 03	at Southern Illinois	pr/of	0	0	0	0	0	0	0	0	1	0	0	0	0	0	0	0	0	0	.000
Mar 09	DAYTON	*of/of	0	0	0	0	0	0	0	0	0	0	0	0	0	0	0	0	0	0	.000
Mar 10	EVANSVILLE	pr/of	0	0	0	0	0	0	0	0	0	0	0	0	0	0	0	0	0	0	.000
Mar 10	DREXEL	pr/of	0	0	0	0	0	0	0	0	0	1	0	0	0	0	0	1	0	0	.000
Mar 11	KENT STATE	*of	0	0	0	0	0	0	0	0	0	0	0	0	0	0	0	1	0	0	.000
Mar 12	MICHIGAN	of	0	0	0	0	0	0	0	0	0	0	0	0	0	0	0	0	0	0	.000
Mar 18	at Georgia	of	0	0	0	0	0	0	0	0	0	0	0	0	0	0	0	0	0	0	.000
Mar 19	at Georgia	of	0	0	0	0	0	0	0	0	0	0	0	0	0	0	0	0	0	0	.000
Mar 20	at Georgia	pr/of	0	0	0	0	0	0	0	0	0	0	0	0	0	0	0	0	0	0	.000
Totals		3gs	1	4	0	0	0	0	0	0	3	3	0	1	0	0	1	2	0	0	.000

On base pct. .000 • Slugging pct. .000

#11 Abbey Cheek - 25 games (All games)

Date	Opponent	Pos	AB	R	H	RBI	2B	3B	HR	BB	SB	CS	HBP	SAC	SF	GDP	K	PO	A	E	Avg
Feb 10	vs Florida A&M	*3b	3	1	0	0	0	0	0	1	1	0	0	0	0	0	1	1	0	1	.000
Feb 10	vs Pittsburgh	*1b/3b	2	0	0	0	0	0	0	1	0	0	0	0	0	0	0	1	3	1	.000
Feb 11	vs Pitt	*3b	4	1	3	2	0	0	1	0	0	0	0	0	0	0	1	3	2	0	.333
Feb 11	at UCF	*3b	4	2	2	0	0	0	0	0	0	0	0	0	0	0	1	0	2	0	.385
Feb 12	vs Florida A&M	*3b	3	0	0	0	0	0	0	0	0	0	0	0	0	0	0	3	6	0	.312
Feb 15	at UCLA-1	*3b	3	0	1	1	0	0	0	0	0	0	0	0	0	0	0	1	4	0	.316
Feb 15	at UCLA-2	*3b	5	0	1	1	0	0	0	0	0	0	0	0	0	0	2	1	8	1	.292
Feb 17	vs UC - Davis	*3b	3	0	0	0	0	0	0	0	0	0	0	0	0	0	0	0	4	0	.259
Feb 17	vs Oregon	*3b/dh	2	0	0	0	0	0	0	0	0	0	1	0	0	0	0	0	3	0	.241
Feb 24	vs Connecticut	*3b	3	1	1	0	0	0	0	0	0	0	0	0	0	0	2	0	3	0	.250
Feb 24	vs Florida A&M	*3b	3	0	2	1	1	0	0	0	0	0	1	0	0	0	1	2	3	0	.286
Feb 25	vs Memphis	*3b	3	1	2	0	0	0	0	0	1	0	0	0	0	0	0	0	2	0	.316
Feb 25	at Florida Atlantic	*3b	3	2	2	2	0	0	1	0	0	0	0	0	0	0	1	0	3	0	.341
Feb 26	vs Memphis	*3b	3	1	2	3	1	0	1	0	0	0	0	0	1	0	0	0	1	0	.364
Mar 03	vs Northern Illinois	*3b	3	0	1	0	0	0	0	0	1	0	0	0	0	0	0	0	2	1	.362
Mar 03	at Southern Illinois	*3b	4	3	3	0	0	0	0	1	3	0	0	0	0	0	0	2	1	0	.392
Mar 04	vs UIC	*3b	3	1	1	4	0	0	1	0	0	0	0	0	0	0	1	0	2	0	.389
Mar 09	DAYTON	*3b	3	0	0	0	0	0	0	0	0	0	0	0	0	0	1	0	3	0	.368
Mar 10	EVANSVILLE	*3b	2	0	0	0	0	0	0	1	0	0	0	0	0	0	1	0	6	0	.356
Mar 10	DREXEL	*3b	4	1	1	3	0	0	1	0	0	0	0	0	0	0	0	1	0	0	.349
Mar 11	KENT STATE	*3b	2	1	1	1	1	0	0	1	0	0	0	0	0	0	0	0	2	0	.354
Mar 12	MICHIGAN	*3b	2	1	1	0	1	0	0	1	0	0	0	0	0	0	0	1	1	1	.358
Mar 18	at Georgia	*3b	3	0	2	2	0	0	0	0	0	1	0	0	1	0	0	0	0	0	.371
Mar 19	at Georgia	*3b	3	1	2	0	0	0	0	1	0	0	0	0	0	0	1	1	0	0	.384
Mar 20	at Georgia	*3b	3	0	0	0	0	0	0	0	0	0	0	0	0	0	0	1	1	2	.368
Totals		25gs	76	17	28	20	4	0	5	7	6	1	2	0	2	0	13	18	62	7	.368

On base pct. .425 • Slugging pct. .618

2017 Kentucky Softball
Individual Game-by-Game for Kentucky (as of Mar 20, 2017)

#19 Kelsee Henson - 10 games (All games)

Date	Opponent	Pos	AB	R	H	RBI	2B	3B	HR	BB	SB	CS	HBP	SAC	SF	GDP	K	PO	A	E	Avg
Feb 10	vs Pittsburgh	1b	1	0	0	0	0	0	0	0	0	0	0	0	0	0	0	0	0	0	.000
Feb 11	at UCF	*dh/of	1	0	0	2	0	0	0	0	0	0	0	0	2	0	0	0	0	0	.000
Feb 12	vs Florida A&M	*c/dh	2	0	1	1	0	0	0	0	0	0	0	0	0	0	1	0	0	0	.250
Feb 24	vs Florida A&M	ph	1	0	0	0	0	0	0	0	0	0	0	0	0	0	0	0	0	0	.200
Feb 26	vs Memphis	pr/dh	1	1	0	0	0	0	0	0	0	0	0	0	0	0	0	0	0	0	.167
Mar 03	at Southern Illinois	ph	1	0	0	0	0	0	0	0	0	0	0	0	0	0	0	0	0	0	.143
Mar 09	DAYTON	pr	0	0	0	0	0	0	0	0	0	0	0	0	0	0	0	0	0	0	.143
Mar 12	MICHIGAN	*dh	2	0	0	0	0	0	0	0	1	0	0	0	0	0	1	0	0	0	.111
Mar 19	at Georgia	pr	0	0	0	0	0	0	0	0	0	0	0	0	0	0	0	0	0	0	.111
Mar 20	at Georgia	pr	0	0	0	0	0	0	0	0	0	0	0	0	0	0	0	0	0	0	.111
Totals		3gs	9	1	1	3	0	0	0	0	1	0	0	0	2	0	2	0	0	0	.111

On base pct. .091 • Slugging pct. .111

#25 Brooklin Hinz - 24 games (All games)

Date	Opponent	Pos	AB	R	H	RBI	2B	3B	HR	BB	SB	CS	HBP	SAC	SF	GDP	K	PO	A	E	Avg
Feb 10	vs Florida A&M	*of	2	0	1	0	0	0	0	1	1	0	0	0	0	0	1	2	0	0	.500
Feb 10	vs Pittsburgh	*of/of	3	0	1	0	1	0	0	0	0	0	0	0	0	0	1	0	0	0	.400
Feb 11	vs Pitt	*of	3	0	0	0	0	0	0	0	0	0	0	0	0	0	0	2	0	0	.250
Feb 11	at UCF	of	1	0	0	0	0	0	0	0	0	0	0	0	0	0	0	0	0	0	.222
Feb 12	vs Florida A&M	ph/dh	1	0	0	0	0	0	0	0	0	0	0	0	0	0	0	0	0	0	.200
Feb 15	at UCLA-1	*of	2	0	0	0	0	0	0	0	0	0	0	0	0	0	1	0	0	0	.167
Feb 15	at UCLA-2	*of/of	3	1	1	0	0	0	0	1	0	0	0	0	0	0	0	1	0	0	.200
Feb 17	vs UC - Davis	*of/of	1	0	0	1	0	0	0	0	0	0	0	0	1	0	1	3	0	0	.188
Feb 17	vs Oregon	*of	2	1	0	0	0	0	0	1	0	0	0	0	0	0	0	1	1	2	.167
Feb 24	vs Connecticut	*of/dh	2	2	0	0	0	0	0	1	1	0	0	0	0	0	0	0	1	0	.150
Feb 24	vs Florida A&M	*of/dh	2	0	1	0	0	0	0	0	1	0	0	0	0	0	1	0	0	0	.182
Feb 25	vs Memphis	*of	3	1	1	3	0	0	1	0	0	0	0	0	0	0	1	0	0	0	.200
Feb 25	at Florida Atlantic	*of	3	1	1	0	0	0	0	0	1	0	0	0	0	0	1	0	0	0	.214
Feb 26	vs Memphis	*of/of	2	2	0	0	0	0	0	0	1	0	1	0	0	0	0	0	0	0	.200
Mar 03	vs Northern Illinois	*of	2	0	1	0	0	0	0	0	1	0	0	1	0	0	0	0	0	0	.219
Mar 04	vs UIC	*of	3	0	0	0	0	0	0	0	0	0	0	0	0	0	1	0	0	0	.200
Mar 09	DAYTON	ph/of	1	0	0	0	0	0	0	0	0	0	0	0	0	0	0	0	0	0	.194
Mar 10	EVANSVILLE	*of	3	2	2	1	1	0	1	0	0	0	0	0	0	0	0	0	0	0	.231
Mar 10	DREXEL	*of	4	1	1	0	0	0	0	0	1	0	0	0	0	0	0	2	0	0	.233
Mar 11	KENT STATE	*of	2	0	0	0	0	0	0	0	0	0	0	0	0	0	0	0	0	0	.222
Mar 12	MICHIGAN	*of/of	2	0	1	0	0	0	0	1	1	0	0	0	0	0	1	0	0	0	.234
Mar 18	at Georgia	*of	2	0	1	0	1	0	0	0	0	0	1	0	0	0	1	1	0	0	.245
Mar 19	at Georgia	*of/of	3	1	1	0	0	0	0	0	0	0	0	0	0	0	0	0	0	0	.250
Mar 20	at Georgia	ph	1	0	0	0	0	0	0	0	0	0	0	0	0	0	0	0	0	0	.245
Totals		20gs	53	12	13	5	3	0	2	5	8	0	2	1	1	0	10	11	3	2	.245

On base pct. .328 • Slugging pct. .415

#21 Hannah Huffman - 16 games (All games)

Date	Opponent	Pos	AB	R	H	RBI	2B	3B	HR	BB	SB	CS	HBP	SAC	SF	GDP	K	PO	A	E	Avg
Feb 10	vs Pittsburgh	2b	0	0	0	0	0	0	0	0	0	0	0	0	0	0	0	0	0	0	.000
Feb 11	at UCF	pr	0	0	0	0	0	0	0	0	0	0	0	0	0	0	0	0	0	0	.000
Feb 12	vs Florida A&M	pr	0	1	0	0	0	0	0	0	0	0	0	0	0	0	0	0	0	0	.000
Feb 17	vs UC - Davis	pr	0	1	0	0	0	0	0	0	0	0	0	0	0	0	0	0	0	0	.000
Feb 24	vs Connecticut	pr	0	0	0	0	0	0	0	0	0	0	0	0	0	0	0	0	0	0	.000
Feb 24	vs Florida A&M	pr	0	0	0	0	0	0	0	0	0	0	0	0	0	0	0	0	0	0	.000
Feb 25	vs Memphis	pr	0	0	0	0	0	0	0	0	0	0	0	0	0	0	0	0	0	0	.000
Feb 25	at Florida Atlantic	pr	0	1	0	0	0	0	0	0	0	0	0	0	0	0	0	0	0	0	.000
Feb 26	vs Memphis	pr	0	1	0	0	0	0	0	0	0	0	0	0	0	0	0	0	0	0	.000
Mar 03	vs Northern Illinois	pr	0	1	0	0	0	0	0	0	0	0	0	0	0	0	0	0	0	0	.000
Mar 03	at Southern Illinois	pr	0	1	0	0	0	0	0	0	0	0	0	0	0	0	0	0	0	0	.000
Mar 10	EVANSVILLE	pr	0	0	0	0	0	0	0	0	0	0	0	0	0	0	0	0	0	0	.000
Mar 10	DREXEL	pr	0	1	0	0	0	0	0	0	1	0	0	0	0	0	0	0	0	0	.000
Mar 11	KENT STATE	pr	0	1	0	0	0	0	0	0	0	0	0	0	0	0	0	0	0	0	.000
Mar 12	MICHIGAN	pr	0	0	0	0	0	0	0	0	1	0	0	0	0	0	0	0	0	0	.000
Mar 18	at Georgia	pr	0	0	0	0	0	0	0	0	0	0	0	0	0	0	0	0	0	0	.000
Totals		0gs	0	8	0	0	0	0	0	0	2	0	0	0	0	0	0	0	0	0	.000

On base pct. .000 • Slugging pct. .000

2017 Kentucky Softball
Individual Game-by-Game for Kentucky (as of Mar 20, 2017)

#24 Madison Kearschner - 7 games (All games)

Date	Opponent	Pos	AB	R	H	RBI	2B	3B	HR	BB	SB	CS	HBP	SAC	SF	GDP	K	PO	A	E	Avg
Feb 24	vs Florida A&M	pr	0	1	0	0	0	0	0	0	1	0	0	0	0	0	0	0	0	0	.000
Feb 25	vs Memphis	pr	0	0	0	0	0	0	0	0	0	0	0	0	0	0	0	0	0	0	.000
Feb 26	vs Memphis	pr	0	0	0	0	0	0	0	0	0	0	0	0	0	0	0	0	0	0	.000
Mar 09	DAYTON	pr	0	0	0	0	0	0	0	0	0	0	0	0	0	0	0	0	0	0	.000
Mar 10	DREXEL	pr	0	0	0	0	0	0	0	0	0	0	0	0	0	0	0	0	0	0	.000
Mar 12	MICHIGAN	pr	0	1	0	0	0	0	0	0	0	0	0	0	0	0	0	0	0	0	.000
Mar 19	at Georgia	pr	0	0	0	0	0	0	0	0	0	0	0	0	0	0	0	0	0	0	.000
Totals		Ogs	0	2	0	0	0	0	0	0	1	0	0	0	0	0	0	0	0	0	.000

On base pct. .000 • Slugging pct. .000

#33 Alex Martens - 25 games (All games)

Date	Opponent	Pos	AB	R	H	RBI	2B	3B	HR	BB	SB	CS	HBP	SAC	SF	GDP	K	PO	A	E	Avg
Feb 10	vs Florida A&M	*2b	4	1	2	2	0	0	1	0	0	0	0	0	0	0	0	1	0	0	.500
Feb 10	vs Pittsburgh	*2b	3	0	0	0	0	0	0	0	0	0	0	0	0	0	0	0	1	0	.286
Feb 11	vs Pitt	*2b	3	0	0	0	0	0	0	1	0	0	0	0	0	0	0	1	1	0	.200
Feb 11	at UCF	*2b	3	0	2	1	1	0	0	1	0	0	0	0	0	0	0	3	4	0	.308
Feb 12	vs Florida A&M	*2b	2	0	0	1	0	0	0	1	0	0	0	0	0	0	0	0	1	0	.267
Feb 15	at UCLA-1	*2b	3	1	1	1	1	0	0	0	0	0	0	0	0	0	1	2	2	0	.278
Feb 15	at UCLA-2	*2b	4	0	0	0	0	0	0	1	0	0	0	0	0	0	1	7	6	1	.227
Feb 17	vs UC - Davis	*2b	4	0	1	0	1	0	0	0	0	0	0	0	0	0	0	1	4	0	.231
Feb 17	vs Oregon	*2b	3	0	1	2	0	0	0	1	0	0	0	0	0	0	0	2	0	0	.241
Feb 24	vs Connecticut	*2b	3	0	0	0	0	0	0	0	0	0	0	0	0	0	0	2	1	1	.219
Feb 24	vs Florida A&M	*2b	4	0	2	0	0	0	0	0	0	0	0	0	0	0	0	0	0	0	.250
Feb 25	vs Memphis	*2b	3	1	2	0	0	0	0	0	0	0	0	0	0	0	0	1	1	0	.282
Feb 25	at Florida Atlantic	*2b	3	0	1	0	1	0	0	0	0	0	0	0	0	0	0	0	0	0	.286
Feb 26	vs Memphis	*2b	4	1	2	0	1	0	0	0	0	0	0	0	0	0	0	2	3	0	.304
Mar 03	vs Northern Illinois	*2b	2	0	0	0	0	0	0	1	0	0	0	0	0	0	1	2	1	0	.292
Mar 03	at Southern Illinois	*2b	4	0	1	1	1	0	0	1	0	0	0	0	0	0	1	1	0	0	.288
Mar 04	vs UIC	*2b	3	0	1	0	0	0	0	0	0	0	0	0	0	0	0	0	4	0	.291
Mar 09	DAYTON	*2b	2	0	1	0	0	0	0	0	0	0	0	1	0	0	0	3	5	1	.298
Mar 10	EVANSVILLE	*2b	3	0	1	2	0	0	0	0	0	0	0	0	0	0	0	0	0	0	.300
Mar 10	DREXEL	*2b	2	1	0	0	0	0	0	2	0	0	0	0	0	0	0	2	1	0	.290
Mar 11	KENT STATE	*2b	3	0	1	0	0	0	0	0	0	0	0	0	0	0	1	1	1	0	.292
Mar 12	MICHIGAN	*2b	2	0	0	0	0	0	0	1	0	0	0	0	0	0	0	3	0	0	.284
Mar 18	at Georgia	*2b	3	0	1	0	0	0	0	0	0	0	0	0	0	0	0	1	0	0	.286
Mar 19	at Georgia	*2b	4	0	1	0	0	0	0	0	0	0	0	0	0	0	0	3	4	0	.284
Mar 20	at Georgia	*2b	3	1	1	1	0	0	1	0	0	0	0	0	0	0	0	1	2	1	.286
Totals		25gs	77	6	22	11	6	0	2	10	0	0	0	1	0	0	5	36	45	4	.286

On base pct. .368 • Slugging pct. .442

#7 Morgan McCallum - 5 games (All games)

Date	Opponent	Pos	AB	R	H	RBI	2B	3B	HR	BB	SB	CS	HBP	SAC	SF	GDP	K	PO	A	E	Avg
Feb 17	vs Oregon	ph	1	0	0	0	0	0	0	0	0	0	0	0	0	0	1	0	0	0	.000
Feb 26	vs Memphis	ph	1	0	1	0	0	0	0	0	0	0	0	0	0	0	0	0	0	0	.500
Mar 03	at Southern Illinois	ph	1	0	0	0	0	0	0	0	0	0	0	0	0	0	0	0	0	0	.333
Mar 04	vs UIC	ph	0	1	0	0	0	0	0	1	0	0	0	0	0	0	0	0	0	0	.333
Mar 20	at Georgia	ph	1	0	0	0	0	0	0	0	0	0	0	0	0	0	0	0	0	0	.250
Totals		Ogs	4	1	1	0	0	0	0	1	0	0	0	0	0	0	1	0	0	0	.250

On base pct. .400 • Slugging pct. .250

2017 Kentucky Softball
Individual Game-by-Game for Kentucky (as of Mar 20, 2017)

#44 Rachael Metzger - 20 games (All games)

Date	Opponent	Pos	AB	R	H	RBI	2B	3B	HR	BB	SB	CS	HBP	SAC	SF	GDP	K	PO	A	E	Avg
Feb 10	vs Florida A&M	1b	0	0	0	0	0	0	0	0	0	0	0	0	0	0	0	0	0	0	.000
Feb 10	vs Pittsburgh	*c/1b	1	0	0	0	0	0	0	0	0	0	0	0	0	0	0	6	0	0	.000
Feb 11	vs Pitt	*1b	0	0	0	0	0	0	0	0	0	0	0	0	0	0	0	2	0	0	.000
Feb 11	at UCF	*c	1	1	1	0	0	0	0	1	0	0	0	1	0	0	0	4	0	0	.500
Feb 12	vs Florida A&M	*dh/c	3	1	2	1	0	0	1	0	0	0	0	0	0	0	0	3	1	0	.600
Feb 15	at UCLA-1	*1b	3	0	0	0	0	0	0	0	0	0	0	0	0	0	2	8	0	0	.375
Feb 15	at UCLA-2	*dh	2	0	0	0	0	0	0	0	0	0	0	0	0	0	2	0	0	0	.300
Feb 17	vs UC - Davis	*1b/dh	2	0	0	1	0	0	0	0	0	0	0	1	0	0	0	7	0	0	.250
Feb 17	vs Oregon	c	0	0	0	0	0	0	0	0	0	0	1	0	0	0	0	0	0	0	.250
Feb 24	vs Connecticut	*dh/of	2	0	1	0	0	0	0	0	0	0	0	0	0	0	1	0	0	0	.286
Feb 24	vs Florida A&M	*dh/c	1	0	0	0	0	0	0	1	0	0	0	1	0	0	0	4	0	0	.267
Feb 25	at Florida Atlantic	*1b	0	0	0	0	0	0	0	0	0	0	0	0	0	0	0	0	0	0	.267
Feb 26	vs Memphis	*dh/1b	1	1	1	4	0	0	1	0	0	0	1	0	0	0	0	9	0	0	.312
Mar 03	at Southern Illinois	*1b/dh	3	0	0	0	0	0	0	0	0	0	0	0	0	0	2	6	0	0	.263
Mar 04	vs UIC	*c	0	0	0	0	0	0	0	0	0	0	0	0	0	0	0	3	0	0	.263
Mar 09	DAYTON	*1b	2	0	0	0	0	0	0	0	0	0	0	0	0	0	1	8	0	0	.238
Mar 10	DREXEL	*c	3	2	2	4	0	0	2	1	0	0	0	0	0	0	0	7	1	0	.292
Mar 11	KENT STATE	*1b	2	0	0	0	0	0	0	0	0	0	0	0	0	0	1	5	1	0	.269
Mar 19	at Georgia	1b/dh	2	2	2	3	0	0	2	0	0	0	0	0	0	0	0	4	0	1	.321
Mar 20	at Georgia	*dh	2	0	0	0	0	0	0	1	0	0	0	0	0	0	1	0	0	0	.300
Totals		16gs	30	7	9	13	0	0	6	4	0	0	2	3	0	0	10	76	3	1	.300

On base pct. .417 • Slugging pct. .900

#22 Kierston Moore - 10 games (All games)

Date	Opponent	Pos	AB	R	H	RBI	2B	3B	HR	BB	SB	CS	HBP	SAC	SF	GDP	K	PO	A	E	Avg
Feb 11	vs Pitt	ph/dh	1	0	0	0	0	0	0	0	0	0	0	0	0	0	0	0	0	0	.000
Feb 11	at UCF	ph/dh	2	1	2	3	0	0	1	0	0	0	0	0	0	0	0	0	0	0	.667
Feb 17	vs UC - Davis	ph	0	0	0	0	0	0	0	1	0	0	0	0	0	0	0	0	0	0	.667
Feb 24	vs Florida A&M	1b/dh	1	0	0	0	0	0	0	0	0	0	1	0	0	0	0	0	0	0	.500
Feb 25	at Florida Atlantic	ph	1	0	1	2	0	0	0	0	0	0	0	0	0	0	0	0	0	0	.600
Feb 26	vs Memphis	ph	1	0	0	0	0	0	0	0	0	0	0	0	0	0	0	0	0	0	.500
Mar 10	EVANSVILLE	ph	2	0	0	0	0	0	0	0	0	0	0	0	0	0	1	0	0	0	.375
Mar 10	DREXEL	ph	1	0	0	0	0	0	0	0	0	0	0	0	0	0	1	0	0	0	.333
Mar 12	MICHIGAN	ph	1	0	0	0	0	0	0	0	0	0	0	0	0	0	0	0	0	0	.300
Mar 19	at Georgia	ph	1	0	0	0	0	0	0	0	0	0	0	0	0	0	1	0	0	0	.273
Totals		0gs	11	1	3	5	0	0	1	1	0	0	1	0	0	0	3	0	0	0	.273

On base pct. .385 • Slugging pct. .545

#5 Meagan Prince - 11 games (All games)

Date	Opponent	Pos	AB	R	H	RBI	2B	3B	HR	BB	SB	CS	HBP	SAC	SF	GDP	K	PO	A	E	Avg
Feb 10	vs Pittsburgh	*p	0	0	0	0	0	0	0	0	0	0	0	0	0	0	0	0	1	0	.000
Feb 11	at UCF	*p	0	0	0	0	0	0	0	0	0	0	0	0	0	0	0	0	1	0	.000
Feb 15	at UCLA-2	*p	0	0	0	0	0	0	0	0	0	0	0	0	0	0	0	0	3	0	.000
Feb 17	vs Oregon	p	0	0	0	0	0	0	0	0	0	0	0	0	0	0	0	1	0	0	.000
Feb 24	vs Connecticut	p	0	0	0	0	0	0	0	0	0	0	0	0	0	0	0	0	1	0	.000
Feb 25	vs Memphis	p	0	0	0	0	0	0	0	0	0	0	0	0	0	0	0	1	0	0	.000
Feb 25	at Florida Atlantic	p	0	0	0	0	0	0	0	0	0	0	0	0	0	0	0	1	0	0	.000
Mar 03	vs Northern Illinois	*p	0	0	0	0	0	0	0	0	0	0	0	0	0	0	0	4	0	0	.000
Mar 04	vs UIC	p	0	0	0	0	0	0	0	0	0	0	0	0	0	0	0	4	0	0	.000
Mar 12	MICHIGAN	*p	0	0	0	0	0	0	0	0	0	0	0	0	0	0	0	5	0	0	.000
Mar 18	at Georgia	*p	0	0	0	0	0	0	0	0	0	0	0	0	0	0	0	1	3	1	.000
Totals		6gs	0	0	0	0	0	0	0	0	0	0	0	0	0	0	0	3	23	1	.000

On base pct. .000 • Slugging pct. .000

2017 Kentucky Softball
Individual Game-by-Game for Kentucky (as of Mar 20, 2017)

#5 Meagan Prince - 15 appearances (All games)

Date	Opponent	GS	IP	H	R	ER	BB	SO	2B	3B	HR	WP	BK	HBP	IBB	Score	W-L	Sv	ERA	NP
Feb 10	vs Pittsburgh	*	5.0	6	3	3	3	10	1	0	0	1	0	1	0	1-3	0-1	0	4.20	106
Feb 11	at UCF	*	7.0	4	3	3	3	7	0	0	1	1	0	3	0	6-3	1-1	0	3.50	109
Feb 12	vs Florida A&M	*	0.1	0	0	0	0	0	0	0	0	1	0	0	0	3-0	1-1	1	3.41	6
Feb 15	at UCLA-2	*	11.0	8	1	0	3	6	1	0	0	1	0	1	0	2-1	2-1	1	1.80	137
Feb 17	vs Oregon		3.2	7	4	2	0	3	0	0	1	2	0	3	0	4-5	2-2	1	2.07	55
Feb 24	vs Connecticut		2.2	1	0	0	0	3	0	0	0	0	0	1	0	4-2	2-2	2	1.89	38
Feb 25	vs Memphis		3.1	4	0	0	0	1	0	0	0	0	0	0	0	9-1	3-2	2	1.70	46
Feb 25	at Florida Atlantic		2.2	0	0	0	0	5	0	0	0	0	0	0	0	6-2	3-2	3	1.57	29
Mar 03	vs Northern Illinois	*	7.0	2	0	0	1	9	0	0	0	0	0	0	0	2-0	4-2	3	1.31	95
Mar 04	vs UIC		5.1	1	0	0	0	7	0	0	0	0	0	1	0	6-2	5-2	3	1.17	77
Mar 10	EVANSVILLE		2.1	1	1	0	1	6	0	0	0	1	0	0	0	4-1	6-2	3	1.11	40
Mar 11	KENT STATE		2.0	0	0	0	0	6	0	0	0	0	0	0	0	2-0	6-2	3	1.07	24
Mar 12	MICHIGAN	*	7.0	6	1	1	3	6	1	0	1	0	0	0	0	5-1	7-2	3	1.06	117
Mar 18	at Georgia	*	7.0	4	1	1	4	9	1	0	0	0	0	0	0	2-1	8-2	3	1.06	110
Mar 20	at Georgia	*	6.0	7	3	1	5	5	1	0	0	0	0	1	0	1-3	8-3	3	1.06	123
Totals		7	72.1	51	17	11	23	83	5	0	3	7	0	11	0	57-25	8-3	3	1.06	-

#1 Sarah Rainwater - 24 games (All games)

Date	Opponent	Pos	AB	R	H	RBI	2B	3B	HR	BB	SB	CS	HBP	SAC	SF	GDP	K	PO	A	E	Avg
Feb 10	vs Florida A&M	*of	2	0	0	0	0	0	0	0	0	0	0	1	0	0	0	0	0	0	.000
Feb 10	vs Pittsburgh	*of	3	0	1	0	0	0	0	0	0	0	0	0	0	0	0	1	0	0	.200
Feb 11	vs Pitt	*of	2	0	0	0	0	0	0	1	0	0	0	0	0	0	0	2	0	1	.143
Feb 11	at UCF	*of/pr	2	1	0	0	0	0	0	0	1	0	0	0	0	0	2	0	0	0	.111
Feb 12	vs Florida A&M	*of	2	0	0	0	0	0	0	0	0	0	0	0	0	0	0	0	0	0	.091
Feb 15	at UCLA-1	*of	1	0	0	0	0	0	0	0	0	0	0	0	0	0	1	1	0	0	.083
Feb 15	at UCLA-2	of	1	0	0	0	0	0	0	0	0	0	0	0	0	0	0	0	0	0	.077
Feb 17	vs UC - Davis	*of/pr	0	0	0	0	0	0	0	0	0	0	0	0	0	0	0	0	0	0	.077
Feb 17	vs Oregon	*of	1	0	0	0	0	0	0	1	0	0	0	0	1	0	1	0	0	0	.071
Feb 24	vs Connecticut	of	0	0	0	0	0	0	0	0	0	0	0	1	0	0	0	1	0	0	.071
Feb 24	vs Florida A&M	of	0	0	0	0	0	0	0	0	0	0	0	0	0	0	0	0	0	0	.071
Feb 25	vs Memphis	*of	2	3	2	0	1	0	0	1	0	0	0	0	0	0	0	0	0	0	.188
Feb 25	at Florida Atlantic	*dh/of	2	0	0	0	0	0	0	0	0	0	0	0	0	0	0	1	0	0	.167
Feb 26	vs Memphis	ph/pr	0	1	0	0	0	0	0	1	0	0	0	0	0	0	0	0	0	0	.167
Mar 03	vs Northern Illinois	*of	2	1	1	1	0	0	0	0	0	0	0	0	0	0	1	0	0	0	.200
Mar 03	at Southern Illinois	*of	3	1	1	0	0	0	0	0	0	0	0	1	0	0	0	0	0	0	.217
Mar 04	vs UIC	*of	2	0	0	0	0	0	0	0	0	0	0	0	0	0	2	0	0	0	.200
Mar 09	DAYTON	*of	1	1	1	0	0	0	0	1	1	0	0	0	0	0	0	0	0	0	.231
Mar 10	EVANSVILLE	*of	2	1	2	1	0	0	0	0	0	0	1	0	0	0	0	2	0	0	.286
Mar 10	DREXEL	*of	4	0	2	0	0	0	0	0	1	0	0	0	0	0	1	1	0	0	.312
Mar 11	KENT STATE	of	0	0	0	0	0	0	0	0	0	0	0	0	0	0	0	0	0	0	.312
Mar 18	at Georgia	*of	2	0	0	0	0	0	0	1	0	0	0	0	0	0	1	0	0	0	.294
Mar 19	at Georgia	*of	1	0	0	0	0	0	0	0	0	0	0	0	0	0	1	0	0	0	.286
Mar 20	at Georgia	*of	2	0	0	0	0	0	0	0	0	0	0	0	0	0	1	1	0	0	.270
Totals		19gs	37	9	10	2	1	0	0	6	3	0	1	3	1	0	11	10	0	1	.270

On base pct. .378 • Slugging pct. .297

2017 Kentucky Softball
Individual Game-by-Game for Kentucky (as of Mar 20, 2017)

#9 Breanne Ray - 25 games (All games)

Date	Opponent	Pos	AB	R	H	RBI	2B	3B	HR	BB	SB	CS	HBP	SAC	SF	GDP	K	PO	A	E	Avg
Feb 10	vs Florida A&M	*of	2	0	1	0	0	0	0	1	0	0	0	0	0	0	0	0	0	0	.500
Feb 10	vs Pittsburgh	*dh/of	3	0	0	0	0	0	0	0	0	0	0	0	0	0	0	0	0	0	.200
Feb 11	vs Pitt	*of	3	0	1	0	0	0	0	1	0	0	0	0	0	0	0	1	0	0	.250
Feb 11	at UCF	*of	3	1	2	0	0	0	0	1	0	0	0	0	0	0	0	1	0	0	.364
Feb 12	vs Florida A&M	*of	3	0	0	0	0	0	0	0	0	0	0	0	0	0	1	1	0	0	.286
Feb 15	at UCLA-1	*of	3	0	0	0	0	0	0	0	0	0	0	0	0	0	1	0	0	1	.235
Feb 15	at UCLA-2	*of/of	5	0	1	0	1	0	0	0	0	0	0	0	0	0	0	0	0	0	.227
Feb 17	vs UC - Davis	*of/of	3	1	3	1	0	1	0	0	0	0	0	0	0	0	0	1	0	0	.320
Feb 17	vs Oregon	*of	3	0	1	1	0	0	0	0	0	0	0	0	0	1	0	0	0	0	.321
Feb 24	vs Connecticut	*of	3	0	0	0	0	0	0	0	0	0	0	0	0	0	0	0	0	0	.290
Feb 24	vs Florida A&M	*of	3	0	0	0	0	0	0	0	0	0	0	0	0	0	1	0	0	0	.265
Feb 25	vs Memphis	*of	3	0	1	0	0	0	0	0	0	0	0	0	0	0	0	1	0	0	.270
Feb 25	at Florida Atlantic	*of	2	0	0	1	0	0	0	0	0	0	0	0	1	0	0	0	0	0	.256
Feb 26	vs Memphis	*1b/dh	2	0	1	0	0	0	0	0	0	0	0	0	0	0	0	0	0	0	.268
Mar 03	vs Northern Illinois	*of	3	0	1	0	0	0	0	0	0	0	0	0	0	0	0	0	0	0	.273
Mar 03	at Southern Illinois	*of/dh	4	0	3	2	0	0	0	0	0	0	0	0	0	0	0	0	0	0	.312
Mar 04	vs UIC	*of	3	0	0	0	0	0	0	0	0	0	0	0	0	0	0	1	0	0	.294
Mar 09	DAYTON	*of	1	0	0	0	0	0	0	0	0	0	0	0	0	0	1	0	0	0	.288
Mar 10	EVANSVILLE	*of	3	0	1	0	0	0	0	0	0	0	0	0	0	0	1	0	0	0	.291
Mar 10	DREXEL	*of	2	2	1	1	0	0	1	2	0	0	0	0	0	0	0	1	0	0	.298
Mar 11	KENT STATE	*of	3	0	0	0	0	0	0	0	0	0	0	0	0	0	0	1	0	0	.283
Mar 12	MICHIGAN	*of	3	1	1	3	0	0	1	0	0	0	0	0	0	0	1	0	0	0	.286
Mar 18	at Georgia	*of	3	0	0	0	0	0	0	0	0	0	0	0	0	0	1	0	0	0	.273
Mar 19	at Georgia	*of	4	0	2	0	0	0	0	0	0	0	0	0	0	0	1	1	0	0	.286
Mar 20	at Georgia	*of/dh	3	0	0	0	0	0	0	0	0	0	0	0	0	0	0	2	0	0	.274
Totals		25gs	73	5	20	9	1	1	2	5	0	0	0	0	1	1	8	11	0	1	.274

On base pct. .316 • Slugging pct. .397

#23 Katie Reed - 25 games (All games)

Date	Opponent	Pos	AB	R	H	RBI	2B	3B	HR	BB	SB	CS	HBP	SAC	SF	GDP	K	PO	A	E	Avg
Feb 10	vs Florida A&M	*ss	4	1	2	1	0	0	0	0	0	0	0	0	0	0	0	4	3	0	.500
Feb 10	vs Pittsburgh	*ss	4	0	2	0	0	0	0	0	1	0	0	0	0	0	0	0	2	0	.500
Feb 11	vs Pitt	*ss	4	1	2	0	1	0	0	0	1	0	0	0	0	0	0	3	0	0	.500
Feb 11	at UCF	*ss	4	0	1	0	0	0	0	0	0	0	0	0	0	0	0	0	4	1	.438
Feb 12	vs Florida A&M	*ss	3	0	0	0	0	0	0	0	0	0	0	0	0	0	0	4	2	0	.368
Feb 15	at UCLA-1	*ss	3	1	2	0	0	0	0	0	0	0	0	0	0	0	1	2	4	0	.409
Feb 15	at UCLA-2	*ss	5	0	1	0	0	0	0	0	1	0	0	0	0	0	1	2	5	0	.370
Feb 17	vs UC - Davis	*ss	4	0	0	0	0	0	0	0	0	0	0	0	0	0	0	2	1	0	.323
Feb 17	vs Oregon	*ss	4	1	2	0	0	0	0	0	0	0	0	0	0	0	0	3	5	0	.343
Feb 24	vs Connecticut	*ss	3	0	0	0	0	0	0	0	0	0	0	0	0	0	0	1	4	0	.316
Feb 24	vs Florida A&M	*ss	4	0	2	0	1	0	0	0	0	0	0	0	0	0	0	0	2	0	.333
Feb 25	vs Memphis	*ss	4	1	3	4	1	0	0	0	2	0	0	0	0	0	0	0	2	0	.370
Feb 25	at Florida Atlantic	*ss	4	0	2	0	0	0	0	0	2	0	0	0	0	0	0	2	0	0	.380
Feb 26	vs Memphis	*ss	3	1	1	0	1	0	0	0	0	0	0	0	0	0	1	0	1	0	.377
Mar 03	vs Northern Illinois	*ss	3	0	2	0	0	0	0	0	1	1	0	0	0	0	0	2	1	0	.393
Mar 03	at Southern Illinois	*ss	5	0	1	1	0	0	0	0	0	0	0	0	0	0	0	1	3	0	.377
Mar 04	vs UIC	*ss	3	1	2	1	0	0	0	0	0	0	0	0	0	0	0	0	1	0	.391
Mar 09	DAYTON	*ss	3	0	0	0	0	0	0	0	0	0	0	0	0	0	0	1	2	0	.373
Mar 10	EVANSVILLE	*ss	4	1	1	0	0	0	0	0	0	0	0	0	0	0	1	0	2	0	.366
Mar 10	DREXEL	*ss	5	0	1	0	0	0	0	0	0	0	0	0	0	0	1	0	1	0	.355
Mar 11	KENT STATE	*ss	3	0	1	1	1	0	0	0	0	0	0	0	0	0	0	2	1	0	.354
Mar 12	MICHIGAN	*ss	2	1	1	0	0	0	0	0	1	0	0	1	0	0	1	2	1	0	.358
Mar 18	at Georgia	*ss	2	0	1	0	0	0	0	0	0	0	0	2	0	0	1	0	3	0	.361
Mar 19	at Georgia	*ss	4	1	2	1	0	0	1	0	0	0	0	0	0	0	0	3	5	0	.368
Mar 20	at Georgia	*ss	3	0	1	0	0	0	0	0	0	0	0	0	0	0	1	1	2	1	.367
Totals		25qs	90	10	33	9	5	0	1	0	9	1	0	3	0	0	8	35	57	2	.367

On base pct. .367 • Slugging pct. .456

2017 Kentucky Softball
Individual Game-by-Game for Kentucky (as of Mar 20, 2017)

#8 Erin Rethlake - 24 games (All games)

Date	Opponent	Pos	AB	R	H	RBI	2B	3B	HR	BB	SB	CS	HBP	SAC	SF	GDP	K	PO	A	E	Avg
Feb 10	vs Florida A&M	*1b/ph	3	1	1	0	0	0	0	0	1	0	0	0	0	0	1	1	0	1	.333
Feb 10	vs Pittsburgh	1b	1	0	0	0	0	0	0	0	0	0	0	0	0	0	1	1	0	0	.250
Feb 11	vs Pitt	*p/1b	3	0	2	0	0	0	0	0	2	0	0	0	0	0	0	1	0	0	.429
Feb 11	at UCF	pr/1b	0	0	0	0	0	0	0	0	0	0	0	1	0	0	0	5	0	0	.429
Feb 15	at UCLA-1	p	1	0	0	0	0	0	0	0	0	0	0	0	0	0	1	1	1	0	.375
Feb 15	at UCLA-2	*1b	4	0	0	0	0	0	0	0	0	0	0	0	0	0	0	16	1	0	.250
Feb 17	vs UC - Davis	*p/1b	3	0	2	1	0	0	0	0	1	0	0	0	0	0	0	2	1	0	.333
Feb 17	vs Oregon	*1b	3	1	0	1	0	0	0	0	0	0	0	0	0	0	0	7	0	0	.278
Feb 24	vs Connecticut	*1b	3	0	2	2	0	0	0	0	0	0	0	0	0	0	0	9	0	0	.333
Feb 24	vs Florida A&M	*1b/p	2	1	1	0	0	0	0	2	1	0	0	0	0	0	0	5	0	0	.348
Feb 25	vs Memphis	*1b	3	0	1	0	0	0	0	0	2	0	0	0	0	0	0	9	0	0	.346
Feb 25	at Florida Atlantic	*1b	3	1	2	0	0	0	0	1	2	0	0	0	0	0	1	6	0	0	.379
Feb 26	vs Memphis	*p	3	1	1	2	0	0	0	0	0	0	0	0	0	0	1	0	4	0	.375
Mar 03	vs Northern Illinois	*1b	3	0	0	0	0	0	0	0	0	0	0	0	0	0	1	8	1	0	.343
Mar 03	at Southern Illinois	*dh/of	5	1	2	2	0	0	0	0	1	0	0	0	0	0	0	1	1	0	.350
Mar 04	vs UIC	*1b	3	1	1	0	0	0	0	0	0	0	0	0	0	0	1	11	0	0	.349
Mar 09	DAYTON	*p	3	0	1	0	0	0	0	0	1	0	0	0	0	0	1	0	1	0	.348
Mar 10	EVANSVILLE	*1b	2	0	0	0	0	0	0	1	1	0	0	0	0	0	0	10	0	0	.333
Mar 10	DREXEL	*1b	4	1	4	0	0	0	0	0	3	0	0	0	0	0	0	6	0	0	.385
Mar 11	KENT STATE	*p/1b	3	0	0	0	0	0	0	0	0	0	0	0	0	0	0	1	0	0	.364
Mar 12	MICHIGAN	*1b	3	1	1	0	0	0	0	0	0	0	0	0	0	0	1	11	0	0	.362
Mar 18	at Georgia	*1b	4	2	2	0	0	0	0	0	1	0	0	0	0	0	1	8	0	0	.371
Mar 19	at Georgia	*1b/p	4	0	0	0	0	0	0	0	0	0	0	0	0	0	0	5	1	0	.348
Mar 20	at Georgia	*1b	3	0	0	0	0	0	0	0	0	0	0	0	0	0	0	5	0	0	.333
Totals		21gs	69	11	23	8	0	0	0	4	16	0	0	1	0	0	10	128	12	1	.333

On base pct. .370 • Slugging pct. .333

#8 Erin Rethlake - 9 appearances (All games)

Date	Opponent	GS	IP	H	R	ER	BB	SO	2B	3B	HR	WP	BK	HBP	IBB	Score	W-L	Sv	ERA	NP
Feb 11	vs Pitt	*	3.1	5	2	1	2	1	1	0	1	0	0	0	0	3-6	0-0	0	2.10	51
Feb 15	at UCLA-1		4.0	3	1	1	0	2	0	0	0	0	0	0	0	2-6	0-0	0	1.91	46
Feb 17	vs UC - Davis	*	4.0	3	0	0	1	2	1	0	0	0	0	2	0	4-1	1-0	0	1.24	65
Feb 24	vs Florida A&M		4.0	1	0	0	1	7	0	0	0	0	0	1	0	2-0	2-0	0	0.91	72
Feb 26	vs Memphis	*	5.0	2	0	0	1	3	0	0	0	1	0	0	0	12-0	3-0	0	0.69	-
Mar 03	at Southern Illinois		4.0	3	1	1	1	3	1	0	0	0	0	0	0	7-1	3-0	0	0.86	57
Mar 09	DAYTON	*	7.0	1	0	0	0	9	0	0	0	0	0	1	0	1-0	4-0	0	0.67	96
Mar 11	KENT STATE	*	5.0	1	0	0	3	5	0	0	0	0	0	2	0	2-0	5-0	0	0.58	81
Mar 19	at Georgia		2.2	2	2	2	1	0	0	0	1	0	0	0	0	5-7	5-0	0	0.90	38
Totals		5	39.0	21	6	5	10	32	3	0	2	1	0	6	0	38-21	5-0	0	0.90	-

#28 Ashley Ruiz - 5 games (All games)

Date	Opponent	Pos	AB	R	H	RBI	2B	3B	HR	BB	SB	CS	HBP	SAC	SF	GDP	K	PO	A	E	Avg
Feb 12	vs Florida A&M	ph	1	0	0	0	0	0	0	0	0	0	0	0	0	0	0	0	0	0	.000
Feb 15	at UCLA-1	ph	1	0	0	0	0	0	0	0	0	0	0	0	0	0	0	0	0	0	.000
Feb 15	at UCLA-2	ph	1	0	0	0	0	0	0	0	0	0	0	0	0	0	0	0	0	0	.000
Feb 17	vs UC - Davis	ph/dh	1	0	0	0	0	0	0	0	0	0	0	0	0	0	0	0	0	0	.000
Feb 26	vs Memphis	ph	1	0	0	0	0	0	0	0	0	0	0	0	0	0	0	0	0	0	.000
Totals		0gs	5	0	0	0	0	0	0	0	0	0	0	0	0	0	0	0	0	0	.000

On base pct. .000 • Slugging pct. .000

2017 Kentucky Softball
Individual Game-by-Game for Kentucky (as of Mar 20, 2017)

#6 Jenny Schaper - 24 games (All games)

Date	Opponent	Pos	AB	R	H	RBI	2B	3B	HR	BB	SB	CS	HBP	SAC	SF	GDP	K	PO	A	E	Avg
Feb 10	vs Florida A&M	*c	4	0	0	0	0	0	0	0	0	0	0	0	0	0	0	12	1	0	.000
Feb 10	vs Pittsburgh	*3b/1b	2	1	1	1	0	0	1	1	0	0	0	0	0	0	0	12	1	0	.167
Feb 11	vs Pitt	*c	4	1	1	1	0	0	1	0	0	0	0	0	0	0	1	3	1	0	.200
Feb 11	at UCF	*1b/c	4	0	1	0	0	0	0	0	0	0	0	0	0	0	1	8	2	0	.214
Feb 12	vs Florida A&M	*1b	2	0	1	0	0	0	0	0	0	0	1	0	0	0	0	9	0	0	.250
Feb 15	at UCLA-1	*c	3	0	0	0	0	0	0	0	0	0	0	0	0	0	1	3	1	0	.211
Feb 15	at UCLA-2	*c	5	1	1	1	0	0	1	0	0	0	0	0	0	0	2	7	2	0	.208
Feb 17	vs UC - Davis	*c	1	1	1	0	0	0	0	2	0	0	0	0	0	0	0	5	0	0	.240
Feb 17	vs Oregon	*c/3b	3	1	2	0	1	0	0	0	0	0	0	0	0	0	1	7	3	0	.286
Feb 24	vs Connecticut	*c	3	0	1	0	0	0	0	0	0	0	0	0	0	0	0	6	0	0	.290
Feb 24	vs Florida A&M	*c/dh	3	0	0	0	0	0	0	0	0	0	1	0	0	0	0	8	0	0	.265
Feb 25	vs Memphis	*c	2	0	0	0	0	0	0	1	1	0	0	0	0	0	0	3	1	0	.250
Feb 25	at Florida Atlantic	*c	4	0	1	0	0	0	0	0	0	0	0	0	0	0	2	12	2	0	.250
Feb 26	vs Memphis	*c	3	1	2	1	0	0	0	0	0	0	0	0	0	0	0	3	0	0	.279
Mar 03	vs Northern Illinois	*c	3	0	0	0	0	0	0	0	0	0	0	0	0	0	1	9	0	0	.261
Mar 03	at Southern Illinois	*c	3	0	2	0	1	0	0	1	0	0	0	0	0	0	1	9	0	0	.286
Mar 04	vs UIC	c	3	2	2	1	0	1	1	0	0	0	0	0	0	0	0	6	0	0	.308
Mar 09	DAYTON	*c	2	0	0	0	0	0	0	1	0	0	0	0	0	0	0	9	0	0	.296
Mar 10	EVANSVILLE	*c	3	0	0	0	0	0	0	0	0	0	0	0	0	0	0	9	0	0	.281
Mar 11	KENT STATE	*c	2	0	0	0	0	0	0	0	0	0	0	0	0	0	0	11	2	0	.271
Mar 12	MICHIGAN	*c	2	0	0	0	0	0	0	0	0	0	1	0	0	0	1	7	1	0	.262
Mar 18	at Georgia	*c	2	0	0	0	0	0	0	0	0	0	1	0	0	0	0	10	0	0	.254
Mar 19	at Georgia	*c	4	0	1	0	0	0	0	0	0	0	0	0	0	0	1	1	2	0	.254
Mar 20	at Georgia	*c	2	0	0	0	0	0	0	0	0	0	0	0	0	0	1	6	1	0	.246
Totals		23gs	69	8	17	5	2	1	4	6	1	0	4	0	0	0	13	175	20	0	.246

On base pct. .342 • Slugging pct. .478

#3 Shannon Smith - 4 games (All games)

Date	Opponent	Pos	AB	R	H	RBI	2B	3B	HR	BB	SB	CS	HBP	SAC	SF	GDP	K	PO	A	E	Avg
Feb 10	vs Florida A&M	*p	0	0	0	0	0	0	0	0	0	0	0	0	0	0	0	0	0	1	.000
Feb 17	vs Oregon	*p	0	0	0	0	0	0	0	0	0	0	0	0	0	0	0	0	1	0	.000
Feb 24	vs Connecticut	*p	0	0	0	0	0	0	0	0	0	0	0	0	0	0	0	0	2	0	.000
Mar 03	at Southern Illinois	*p/dh	0	0	0	0	0	0	0	0	0	0	0	0	0	0	0	0	1	0	.000
Totals		4gs	0	0	0	0	0	0	0	0	0	0	0	0	0	0	0	0	4	1	.000

On base pct. .000 • Slugging pct. .000

#3 Shannon Smith - 8 appearances (All games)

Date	Opponent	GS	IP	H	R	ER	BB	SO	2B	3B	HR	WP	BK	HBP	IBB	Score	W-L	Sv	ERA	NP
Feb 10	vs Florida A&M	*	7.0	4	2	1	1	12	1	0	1	0	0	1	0	4-2	1-0	0	1.00	123
Feb 11	vs Pitt	*	0.2	1	4	4	3	1	0	0	0	1	0	0	0	3-6	1-1	0	4.57	29
Feb 17	vs Oregon	*	3.1	4	1	0	2	3	1	0	0	0	0	0	0	4-5	1-1	0	3.18	64
Feb 24	vs Connecticut	*	4.1	2	2	2	2	3	0	0	0	0	0	0	0	4-2	2-1	0	3.20	71
Feb 25	at Florida Atlantic	*	4.1	2	2	2	5	6	1	0	1	1	0	0	0	6-2	3-1	0	3.20	86
Mar 03	at Southern Illinois	*	3.0	0	0	0	5	5	0	0	0	1	0	0	0	7-1	4-1	0	2.78	70
Mar 10	DREXEL	*	7.0	2	1	0	2	7	0	0	0	0	0	1	0	9-1	5-1	0	2.12	114
Mar 19	at Georgia	*	1.0	4	4	4	1	0	0	0	1	0	0	0	0	5-7	5-2	0	2.97	25
Totals		7	30.2	19	16	13	21	37	3	0	3	3	0	2	0	42-26	5-2	0	2.97	-

#30 Larissa Spellman - 7 games (All games)

Date	Opponent	Pos	AB	R	H	RBI	2B	3B	HR	BB	SB	CS	HBP	SAC	SF	GDP	K	PO	A	E	Avg
Feb 15	at UCLA-1	*p	0	0	0	0	0	0	0	0	0	0	0	0	0	0	0	0	1	0	.000
Feb 17	vs UC - Davis	p	0	0	0	0	0	0	0	0	0	0	0	0	0	0	0	0	1	1	.000
Feb 24	vs Florida A&M	*p	0	0	0	0	0	0	0	0	0	0	0	0	0	0	0	1	0	0	.000
Feb 25	vs Memphis	*p	0	0	0	0	0	0	0	0	0	0	0	0	0	0	0	0	2	0	.000
Mar 04	vs UIC	*p	0	0	0	0	0	0	0	0	0	0	0	0	0	0	0	0	1	0	.000
Mar 10	EVANSVILLE	*p	0	0	0	0	0	0	0	0	0	0	0	0	0	0	0	0	1	0	.000
Mar 19	at Georgia	p	0	0	0	0	0	0	0	0	0	0	0	0	0	0	0	0	1	1	.000
Totals		5gs	0	0	0	0	0	0	0	0	0	0	0	0	0	0	0	1	7	2	.000

On base pct. .000 • Slugging pct. .000

2017 Kentucky Softball
Individual Game-by-Game for Kentucky (as of Mar 20, 2017)

#30 Larissa Spellman - 11 appearances (All games)

Date	Opponent	GS	IP	H	R	ER	BB	SO	2B	3B	HR	WP	BK	HBP	IBB	Score	W-L	Sv	ERA	NP
Feb 10	vs Pittsburgh		2.0	1	0	0	1	2	0	0	0	0	0	1	0	1-3	0-0	0	0.00	34
Feb 11	vs Pitt		2.0	0	0	0	1	1	0	0	0	0	0	0	0	3-6	0-0	0	0.00	21
Feb 11	at UCF		0.0	0	0	0	2	0	0	0	0	0	0	0	0	6-3	0-0	0	0.00	9
Feb 12	vs Florida A&M	*	6.2	2	0	0	1	3	0	0	0	0	0	0	0	3-0	1-0	0	0.00	68
Feb 15	at UCLA-1	*	2.0	6	5	4	1	0	0	0	0	0	0	0	0	2-6	1-1	0	2.21	46
Feb 17	vs UC - Davis		3.0	3	1	1	1	3	1	0	0	0	0	0	0	4-1	1-1	0	2.23	50
Feb 24	vs Florida A&M	*	3.0	1	0	0	2	2	0	0	0	0	0	1	0	2-0	1-1	0	1.88	52
Feb 25	vs Memphis	*	1.2	3	1	1	2	0	0	0	0	0	0	0	0	9-1	1-1	0	2.07	28
Mar 04	vs UIC	*	1.2	0	2	2	2	2	0	0	0	1	0	0	0	6-2	1-1	0	2.55	30
Mar 10	EVANSVILLE	*	4.2	1	0	0	3	5	0	0	0	1	0	0	0	4-1	1-1	0	2.10	85
Mar 19	at Georgia		2.1	7	1	1	0	0	1	0	0	0	0	0	0	5-7	1-1	0	2.17	57
Totals		6	29.0	24	10	9	16	18	2	0	0	2	0	2	0	45-30	1-1	0	2.17	-

#2 Bailey Vick - 25 games (All games)

Date	Opponent	Pos	AB	R	H	RBI	2B	3B	HR	BB	SB	CS	HBP	SAC	SF	GDP	K	PO	A	E	Avg
Feb 10	vs Florida A&M	*dh	3	0	3	0	0	0	0	0	1	0	0	0	0	0	0	0	0	0	1.000
Feb 10	vs Pittsburgh	*of/dh	4	0	0	0	0	0	0	0	0	0	0	0	0	0	1	0	0	0	.429
Feb 11	vs Pitt	*dh	3	0	0	0	0	0	0	0	0	0	0	0	0	0	1	0	0	0	.300
Feb 11	at UCF	*of	2	0	0	0	0	0	0	0	0	0	1	0	0	0	0	0	0	0	.250
Feb 12	vs Florida A&M	*of	3	1	2	0	0	0	0	0	1	0	0	0	0	0	1	1	0	0	.333
Feb 15	at UCLA-1	*dh	2	0	1	0	0	0	0	0	0	0	0	0	0	0	1	0	0	0	.353
Feb 15	at UCLA-2	*of/dh	4	0	1	0	0	0	0	0	0	0	0	0	0	0	1	0	0	0	.333
Feb 17	vs UC - Davis	*dh/of	2	0	1	0	1	0	0	0	0	0	0	0	0	0	0	0	0	0	.348
Feb 17	vs Oregon	*dh/pr	2	0	0	0	0	0	0	0	0	0	0	0	0	0	2	0	0	0	.320
Feb 24	vs Connecticut	*of/dh	3	0	1	2	0	0	0	0	0	0	0	0	0	0	0	2	0	0	.321
Feb 24	vs Florida A&M	*of	3	0	3	0	1	0	0	0	0	0	2	1	0	0	0	1	0	0	.387
Feb 25	vs Memphis	*dh	3	2	2	1	1	0	0	0	0	0	0	0	0	0	0	0	0	0	.412
Feb 25	at Florida Atlantic	*of/dh	3	0	1	0	0	0	0	0	0	1	0	0	0	0	0	0	0	0	.405
Feb 26	vs Memphis	*of/dh	1	0	0	0	0	0	0	0	0	0	0	0	0	0	1	1	0	0	.395
Mar 03	vs Northern Illinois	*dh	2	0	1	1	1	0	0	0	0	0	0	0	0	0	1	0	0	0	.400
Mar 03	at Southern Illinois	*of/dh	2	1	2	0	0	0	0	0	0	0	1	0	0	0	0	1	0	0	.429
Mar 04	vs UIC	*dh	2	0	0	0	0	0	0	0	0	0	0	0	0	0	0	0	0	0	.409
Mar 09	DAYTON	*dh	2	0	1	0	1	0	0	0	0	0	0	0	0	0	1	0	0	0	.413
Mar 10	EVANSVILLE	*dh	1	0	0	0	0	0	0	0	0	0	0	0	0	0	1	0	0	0	.404
Mar 10	DREXEL	*dh	3	0	0	0	0	0	0	0	1	0	0	0	0	0	1	0	0	0	.380
Mar 11	KENT STATE	*dh	2	0	1	0	1	0	0	0	0	0	0	0	0	0	0	0	0	0	.385
Mar 12	MICHIGAN	*of/dh	2	0	0	0	0	0	0	0	0	0	1	0	0	0	1	0	0	0	.370
Mar 18	at Georgia	*dh	3	0	0	0	0	0	0	0	0	0	0	0	0	0	2	0	0	0	.351
Mar 19	at Georgia	*dh/of	0	0	0	0	0	0	0	2	0	1	0	0	0	0	0	0	0	0	.351
Mar 20	at Georgia	*of	3	0	1	0	0	0	0	0	0	0	0	0	0	0	0	1	0	0	.350
Totals		25gs	60	4	21	4	6	0	0	2	3	4	4	0	0	0	15	7	0	0	.350

On base pct. .409 • Slugging pct. .450



UK Softball Career Stats Individual Career History



Brynlee Bigelow

Year	avg	gp-gs	ab	r	h	2b	3b	hr	rbi	tb	slg%	bb	hbp	so	gdp	ob%	sf	sh	sb-att	po	a	e	fld%
2017	.000	22-3	1	4	0	0	0	0	0	0	.000	0	0	1	0	.000	0	1	3-6	2	0	0	1.000
TOTAL	.000	22-3	1	4	0	0	0	0	0	0	.000	0	0	1	0	.000	0	1	3-6	2	0	0	1.000

Abbey Cheek

Year	avg	gp-gs	ab	r	h	2b	3b	hr	rbi	tb	slg%	bb	hbp	so	gdp	ob%	sf	sh	sb-att	po	a	e	fld%
2016	.326	60-60	172	42	56	9	2	10	52	99	.576	18	6	27	5	.402	3	1	4-7	86	58	5	.966
2017	.368	25-25	76	17	28	4	0	5	20	47	.618	7	2	13	0	.425	2	0	6-7	18	62	7	.920
TOTAL	.339	85-85	248	59	84	13	2	15	72	146	.589	25	8	40	5	.409	5	1	10-14	104	120	12	.949

Kelsee Henson

Year	avg	gp-gs	ab	r	h	2b	3b	hr	rbi	tb	slg%	bb	hbp	so	gdp	ob%	sf	sh	sb-att	po	a	e	fld%
2016	.357	14-2	14	2	5	1	0	1	6	9	.643	1	0	4	0	.400	0	1	0-0	0	0	0	.000
2017	.111	10-3	9	1	1	0	0	0	3	1	.111	0	0	2	0	.091	2	0	1-1	0	0	0	.000
TOTAL	.261	24-5	23	3	6	1	0	1	9	10	.435	1	0	6	0	.269	2	1	1-1	0	0	0	.000

Brooklin Hinz

Year	avg	gp-gs	ab	r	h	2b	3b	hr	rbi	tb	slg%	bb	hbp	so	gdp	ob%	sf	sh	sb-att	po	a	e	fld%
2015	.215	55-42	121	10	26	5	0	1	12	34	.281	8	5	34	2	.291	0	1	1-1	16	0	0	1.000
2016	.310	56-52	142	22	44	12	0	7	35	77	.542	11	6	17	0	.381	1	4	1-2	20	2	1	.957
2017	.245	24-20	53	12	13	3	0	2	5	22	.415	5	2	10	0	.328	1	1	8-8	11	3	2	.875
TOTAL	.263	135-114	316	44	83	20	0	10	52	133	.421	24	13	61	2	.338	2	6	10-11	47	5	3	.945

Hannah Huffman

Year	avg	gp-gs	ab	r	h	2b	3b	hr	rbi	tb	slg%	bb	hbp	so	gdp	ob%	sf	sh	sb-att	po	a	e	fld%
2016	.000	33-0	2	15	0	0	0	0	0	0	.000	0	1	0	0	.333	0	0	4-4	0	0	0	.000
2017	.000	16-0	0	8	0	0	0	0	0	0	.000	0	0	0	0	.000	0	0	2-2	0	0	0	.000
TOTAL	.000	49-0	2	23	0	0	0	0	0	0	.000	0	1	0	0	.333	0	0	6-6	0	0	0	.000

Kalia Johnson

Year	avg	gp-gs	ab	r	h	2b	3b	hr	rbi	tb	slg%	bb	hbp	so	gdp	ob%	sf	sh	sb-att	po	a	e	fld%
------	-----	-------	----	---	---	----	----	----	-----	----	------	----	-----	----	-----	-----	----	----	--------	----	---	---	------

Madison Kearschner

Year	avg	gp-gs	ab	r	h	2b	3b	hr	rbi	tb	slg%	bb	hbp	so	gdp	ob%	sf	sh	sb-att	po	a	e	fld%
2016	.000	1-0	0	0	0	0	0	0	0	0	.000	0	0	0	0	.000	0	0	0-0	0	0	0	.000
2017	.000	7-0	0	2	0	0	0	0	0	0	.000	0	0	0	0	.000	0	0	1-1	0	0	0	.000
TOTAL	.000	8-0	0	2	0	0	0	0	0	0	.000	0	0	0	0	.000	0	0	1-1	0	0	0	.000

Alex Martens

Year	avg	gp-gs	ab	r	h	2b	3b	hr	rbi	tb	slg%	bb	hbp	so	gdp	ob%	sf	sh	sb-att	po	a	e	fld%
2017	.286	25-25	77	6	22	6	0	2	11	34	.442	10	0	5	0	.368	0	1	0-0	36	45	4	.953
TOTAL	.286	25-25	77	6	22	6	0	2	11	34	.442	10	0	5	0	.368	0	1	0-0	36	45	4	.953



UK Softball Career Stats Individual Career History



Morgan McCallum

Year	avg	gp-gs	ab	r	h	2b	3b	hr	rbi	tb	slg%	bb	hbp	so	gdp	ob%	sf	sh	sb-att	po	a	e	fld%
2017	.250	5-0	4	1	1	0	0	0	0	1	.250	1	0	1	0	.400	0	0	0-0	0	0	0	.000
TOTAL	.250	5-0	4	1	1	0	0	0	0	1	.250	1	0	1	0	.400	0	0	0-0	0	0	0	.000

Rachael Metzger

Year	avg	gp-gs	ab	r	h	2b	3b	hr	rbi	tb	slg%	bb	hbp	so	gdp	ob%	sf	sh	sb-att	po	a	e	fld%
2015	.206	44-19	68	3	14	2	0	2	6	22	.324	7	1	13	0	.289	0	2	0-0	82	13	1	.990
2016	.200	29-13	30	0	6	2	0	0	3	8	.267	3	3	5	0	.324	1	1	0-0	51	3	2	.964
2017	.300	20-16	30	7	9	0	0	6	13	27	.900	4	2	10	0	.417	0	3	0-0	76	3	1	.988
TOTAL	.227	93-48	128	10	29	4	0	8	22	57	.445	14	6	28	0	.329	1	6	0-0	209	19	4	.983

Kierston Moore

Year	avg	gp-gs	ab	r	h	2b	3b	hr	rbi	tb	slg%	bb	hbp	so	gdp	ob%	sf	sh	sb-att	po	a	e	fld%
2017	.273	10-0	11	1	3	0	0	1	5	6	.545	1	1	3	0	.385	0	0	0-0	0	0	0	.000
TOTAL	.273	10-0	11	1	3	0	0	1	5	6	.545	1	1	3	0	.385	0	0	0-0	0	0	0	.000

Meagan Prince

Year	avg	gp-gs	ab	r	h	2b	3b	hr	rbi	tb	slg%	bb	hbp	so	gdp	ob%	sf	sh	sb-att	po	a	e	fld%
2014	.000	3-3	0	0	0	0	0	0	0	0	.000	0	0	0	0	.000	0	0	0-0	1	17	2	.900
2015	.000	1-1	0	0	0	0	0	0	0	0	.000	0	0	0	0	.000	0	0	0-0	0	26	1	.963
2016	.000	1-1	0	0	0	0	0	0	0	0	.000	0	0	0	0	.000	0	0	0-0	3	36	6	.867
2017	.000	0-0	0	0	0	0	0	0	0	0	.000	0	0	0	0	.000	0	0	0-0	3	23	1	.963
TOTAL	.000	5-5	0	0	0	0	0	0	0	0	.000	0	0	0	0	.000	0	0	0-0	7	102	10	.916

Year	era	w-l	app	gs	cq	sho	sv	ip	h	r	er	bb	so	2b	3b	hr	bf	bavg	wp	hbp	bk	sfa	sha
2014	3.47	8-4	21	8	1	0/1	1	70.2	81	43	35	25	61	11	0	8	328	.283	4	9	2	0	8
2015	3.43	13-8	27	17	5	1/3	1	104.0	104	55	51	39	86	15	2	5	462	.257	3	11	1	2	6
2016	1.85	21-6	33	25	13	5/4	2	162.2	129	54	43	41	126	17	0	8	674	.214	4	11	1	1	17
2017	1.06	8-3	15	7	5	1/2	3	72.1	51	17	11	23	83	5	0	3	303	.196	7	11	0	1	8
TOTAL	2.39	50-21	96	57	24	7/10	7	409.2	365	169	140	128	356	48	2	24	1767	.235	18	42	4	4	39

Sarah Rainwater

Year	avg	gp-gs	ab	r	h	2b	3b	hr	rbi	tb	slg%	bb	hbp	so	gdp	ob%	sf	sh	sb-att	po	a	e	fld%
2016	.250	54-14	8	12	2	0	0	0	0	2	.250	2	0	2	0	.400	0	0	1-1	10	1	1	.917
2017	.270	24-19	37	9	10	1	0	0	2	11	.297	6	1	11	0	.378	1	3	3-3	10	0	1	.909
TOTAL	.267	78-33	45	21	12	1	0	0	2	13	.289	8	1	13	0	.382	1	3	4-4	20	1	2	.913

Breanne Ray

Year	avg	gp-gs	ab	r	h	2b	3b	hr	rbi	tb	slg%	bb	hbp	so	gdp	ob%	sf	sh	sb-att	po	a	e	fld%
2014	.091	25-1	22	1	2	0	0	1	3	5	.227	4	1	6	0	.250	1	0	0-0	0	0	0	.000
2015	.226	56-45	133	13	30	4	0	6	25	52	.391	8	5	29	0	.291	2	1	0-0	17	1	1	.947
2016	.193	45-34	88	4	17	5	0	2	14	28	.318	4	3	12	0	.247	2	1	0-0	9	1	2	.833
2017	.274	25-25	73	5	20	1	1	2	9	29	.397	5	0	8	1	.316	1	0	0-0	11	0	1	.917
TOTAL	.218	151-105	316	23	69	10	1	11	51	114	.361	21	9	55	1	.281	6	2	0-0	37	2	4	.907



UK Softball Career Stats Individual Career History



Katie Reed

Year	avg	gp-gs	ab	r	h	2b	3b	hr	rbi	tb	slg%	bb	hbp	so	gdp	ob%	sf	sh	sb-att	po	a	e	fld%
2016	.312	60-60	170	34	53	8	3	3	22	76	.447	17	3	28	0	.378	3	7	12-15	94	88	6	.968
2017	.367	25-25	90	10	33	5	0	1	9	41	.456	0	0	8	0	.367	0	3	9-10	35	57	2	.979
TOTAL	.331	85-85	260	44	86	13	3	4	31	117	.450	17	3	36	0	.375	3	10	21-25	129	145	8	.972

Erin Rethlake

Year	avg	gp-gs	ab	r	h	2b	3b	hr	rbi	tb	slg%	bb	hbp	so	gdp	ob%	sf	sh	sb-att	po	a	e	fld%
2015	.115	33-17	52	4	6	2	0	0	4	8	.154	4	1	21	0	.193	0	0	0-0	14	8	1	.957
2016	.123	49-18	57	8	7	0	0	0	2	7	.123	7	0	13	0	.219	0	3	3-3	18	8	0	1.000
2017	.333	24-21	69	11	23	0	0	0	8	23	.333	4	0	10	0	.370	0	1	16-16	128	12	1	.993
TOTAL	.202	106-56	178	23	36	2	0	0	14	38	.213	15	1	44	0	.268	0	4	19-19	160	28	2	.989

Year	era	w-l	app	gs	cq	sho	sv	ip	h	r	er	bb	so	2b	3b	hr	bf	bavg	wp	hbp	bk	sfa	sha
2015	2.85	4-1	22	4	1	0/2	1	51.2	48	24	21	26	41	13	1	5	231	.244	2	6	1	0	2
2016	4.81	1-2	6	3	1	1/1	0	16.0	13	13	11	8	22	3	0	2	77	.206	2	5	0	1	0
2017	0.90	5-0	9	5	2	2/2	0	39.0	21	6	5	10	32	3	0	2	152	.158	1	6	0	1	2
TOTAL	2.43	10-3	37	12	4	3/5	1	106.2	82	43	37	44	95	19	1	9	460	.209	5	17	1	2	4

Ashley Ruiz

Year	avg	gp-gs	ab	r	h	2b	3b	hr	rbi	tb	slg%	bb	hbp	so	gdp	ob%	sf	sh	sb-att	po	a	e	fld%
2017	.000	5-0	5	0	0	0	0	0	0	0	.000	0	0	0	0	.000	0	0	0-0	0	0	0	.000
TOTAL	.000	5-0	5	0	0	0	0	0	0	0	.000	0	0	0	0	.000	0	0	0-0	0	0	0	.000

Jenny Schaper

Year	avg	gp-gs	ab	r	h	2b	3b	hr	rbi	tb	slg%	bb	hbp	so	gdp	ob%	sf	sh	sb-att	po	a	e	fld%
2016	.281	57-47	121	11	34	7	0	4	21	53	.438	17	2	19	0	.376	1	3	0-0	399	21	3	.993
2017	.246	24-23	69	8	17	2	1	4	5	33	.478	6	4	13	0	.342	0	0	1-1	175	20	0	1.000
TOTAL	.268	81-70	190	19	51	9	1	8	26	86	.453	23	6	32	0	.364	1	3	1-1	574	41	3	.995

Shannon Smith

Year	avg	gp-gs	ab	r	h	2b	3b	hr	rbi	tb	slg%	bb	hbp	so	gdp	ob%	sf	sh	sb-att	po	a	e	fld%
2014	.000	2-2	0	0	0	0	0	0	0	0	.000	0	0	0	0	.000	0	0	0-0	2	10	0	1.000
2015	.000	0-0	0	0	0	0	0	0	0	0	.000	0	0	0	0	.000	0	0	0-0	1	3	0	1.000
2016	.000	0-0	0	0	0	0	0	0	0	0	.000	0	0	0	0	.000	0	0	0-0	0	8	2	.800
2017	.000	1-1	0	0	0	0	0	0	0	0	.000	0	0	0	0	.000	0	0	0-0	0	4	1	.800
TOTAL	.000	3-3	0	0	0	0	0	0	0	0	.000	0	0	0	0	.000	0	0	0-0	3	25	3	.903

Year	era	w-l	app	gs	cq	sho	sv	ip	h	r	er	bb	so	2b	3b	hr	bf	bavg	wp	hbp	bk	sfa	sha
2014	2.93	2-3	13	7	1	1/1	1	40.2	31	18	17	37	45	8	0	4	190	.214	6	4	0	0	4
2015	3.23	1-1	10	7	0	0/2	0	26.0	26	15	12	19	35	4	0	3	126	.257	0	3	0	0	3
2016	1.83	3-0	14	9	3	1/0	0	42.0	22	21	11	34	72	5	0	5	187	.147	2	3	0	0	0
2017	2.97	5-2	8	7	2	0/0	0	30.2	19	16	13	21	37	3	0	3	131	.178	3	2	0	0	1
TOTAL	2.66	11-6	45	30	6	2/3	1	139.1	98	70	53	111	189	20	0	15	634	.195	11	12	0	0	8



UK Softball Career Stats Individual Career History



Larissa Spellman

Year	avg	gp-gs	ab	r	h	2b	3b	hr	rbi	tb	slg%	bb	hbp	so	gdp	ob%	sf	sh	sb-att	po	a	e	fld%
2017	.000	0-0	0	0	0	0	0	0	0	0	.000	0	0	0	0	.000	0	0	0-0	1	7	2	.800
TOTAL	.000	0-0	0	0	0	0	0	0	0	0	.000	0	0	0	0	.000	0	0	0-0	1	7	2	.800

Year	era	w-l	app	gs	cq	sho	sv	ip	h	r	er	bb	so	2b	3b	hr	bf	bavg	wp	hbp	bk	sfa	sha
2017	2.17	1-1	11	6	0	0/2	0	29.0	24	10	9	16	18	2	0	0	129	.222	2	2	0	0	3
TOTAL	2.17	1-1	11	6	0	0/2	0	29.0	24	10	9	16	18	2	0	0	129	.222	2	2	0	0	3

Bailey Vick

Year	avg	gp-gs	ab	r	h	2b	3b	hr	rbi	tb	slg%	bb	hbp	so	gdp	ob%	sf	sh	sb-att	po	a	e	fld%
2017	.350	25-25	60	4	21	6	0	0	4	27	.450	2	4	15	0	.409	0	0	3-7	7	0	0	1.000
TOTAL	.350	25-25	60	4	21	6	0	0	4	27	.450	2	4	15	0	.409	0	0	3-7	7	0	0	1.000