



KENTUCKY SOFTBALL 2017 | FAU INVITE | BOCA RATON, FLA.

UK Media Relations | 338 Lexington Ave, Lexington, KY, 40508 | www.UKathletics.com
 Softball Contact: Chris Shoals | Office: (859) 257-8437 | Cell: (513) 312-2489 | cmsh223@uky.edu
 Twitter: @UKSoftball, @UKCoachLawson, @UKAthletics

2017 SCHEDULE/RESULTS

KENTUCKY HEADS SOUTH FOR FAU INVITATIONAL

Date	Opponent	Time (all ET)/Result
Feb. 10	vs. Florida A&M [^]	W, 4-2
Feb. 10	vs. Pittsburgh [^]	L, 3-1
Feb. 11	vs. Pittsburgh [^]	L, 6-3
Feb. 11	at Central Florida [^]	W, 6-3
Feb. 12	vs. Florida A&M [^]	W, 3-0
Feb. 15	at #5 UCLA	L, 6-2
Feb. 15	at #5 UCLA	W, 2-1 (11)
Feb. 17	vs. UC - Davis \$	W, 4-1
Feb. 17	vs. #7 Oregon \$	L, 5-4
Feb. 18	vs. California State Northridge \$	Cancelled
Feb. 24	vs. UConn %	9 am
Feb. 24	vs. Florida A&M %	11:15 am
Feb. 25	vs. Memphis %	3:45 pm
Feb. 25	at Florida Atlantic %	8:15 pm
Feb. 26	vs. Memphis %	11:15 am
March 3	vs. Northern Illinois @	2 pm
March 3	at Southern Illinois @	4 pm
March 4	vs. University of Illinois at Chicago @	3 pm
March 9	DAYTON	6 pm
March 10	EVANSVILLE	2 pm
March 10	KENT STATE	6 pm
March 11	DREXEL	4 pm
March 11	KENT STATE	6 pm
March 12	MICHIGAN	2 pm
March 18	at Georgia* [SEC Network]	Noon
March 19	at Georgia* [SEC Network]	7 pm
March 20	at Georgia* [SEC Network]	7 pm
March 22	at Eastern Kentucky	6 pm
March 24	ARKANSAS*	6 pm
March 25	ARKANSAS*	3 pm
March 26	ARKANSAS*	1 pm
March 29	at Northern Kentucky	4 pm
March 31	at Ole Miss*	7 pm
April 1	at Ole Miss* [ESPNU]	4 pm
April 2	at Ole Miss* [SEC Network]	2 pm
April 5	WESTERN KENTUCKY [SEC Network]	7 pm
April 7	TENNESSEE*	6 pm
April 8	TENNESSEE*	3 pm
April 9	TENNESSEE*	1 pm
April 11	MARSHALL	6 pm
April 12	at Louisville	6 pm
April 14	FLORIDA*	6 pm
April 15	FLORIDA*	3 pm
April 16	FLORIDA*	1 pm
April 19	at Indiana	6 pm
April 21	at Missouri*	7:30 pm
April 22	at Missouri*	3 pm
April 23	at Missouri*	1 pm
April 26	at UT-Martin	5 pm
April 28	TEXAS A&M*	6 pm
April 29	TEXAS A&M* [SEC Network]	3 pm
April 30	TEXAS A&M*	1 pm
May 5	at Mississippi State* [Bases Loaded]	7:30 pm
May 6	at Mississippi State* [SEC Network]	4 pm
May 7	at Mississippi State*	2 pm
May 10-13	2017 SEC Tournament &	Knoxville, Tenn
May 18-21	NCAA Regionals (TBD)	TBA
May 25-28	NCAA Super Regionals (TBD)	TBA
May 31-June 6	Women's College World Series (Oklahoma City)	

After a 2-2 week that included a doubleheader split with No. 5 UCLA on the road in Westwood, the No. 22/24 Kentucky softball team continues its 18-game road trip to start the season, venturing south to Boca Raton, Florida to compete in the Florida Atlantic Invitational. Kentucky is scheduled to play five games over three days, with competition against Florida Atlantic, UConn, Memphis and Florida A&M. The Wildcats will play all four teams one time - and face the Memphis Tigers twice with one game each on Friday and Saturday in Boca.

Kentucky played three games against top-7 teams last week, splitting a doubleheader on the road against the No. 5/4 UCLA Bruins in addition to dropping a 5-4 heartbreaker to the No. 7/5 Oregon Ducks after holding a 4-1 lead after five innings of play. Add in two games against the No. 19/20 Pitt Panthers - and the Wildcats have already played five games against ranked opponents this season.

Meagan Prince has been the star in the circle for the Wildcats, throwing 27.0 innings with a 2.07 ERA in her five appearances in the circle with a 2-2 record. Prince has allowed just eight earned runs all season and has struck out 29 batters. Also coming into her own in recent weeks has been Erin Rethlake - who leads UK in ERA with a 1.24 in her 11.1 innings pitched. Rethlake came in relief against UCLA and kept the Bruin offense at bay allowing just three hits in four innings and also picked up her first win of the season against UC - Davis, throwing four innings allowing just three hits and allowing no runs or walks in the game.

At the plate - Katie Reed continues to be the stalwart for the UK offense, hitting .343 in the lead-off spot with 11 singles and a double with three successful stolen bases on three tries and only two strikeouts. Jenny Schaper, who hit the game-winning home run in the top of the 11th inning at UCLA on Wednesday is hitting at a .286 clip with three home runs and three RBI with five runs scored - which leads the team. Freshman second basemen Alex Martens leads the Wildcats in run production with seven RBI through the first two weekends of the season.



KENTUCKY WILDCATS (22/24)

2017 Record: 5-4, 0-0 SEC

Ranking: 22 (USA Today/NFCA) | 24 (ESPN.com/USA Softball)

Coach: Rachel Lawson (UMASS, 1994)

Career: 417-299 (13th season)

At UK: 327-217, 107-124 SEC (10th season)

CAT SCRATCHES

* Rachel Lawson is in her tenth season at the helm of the UK softball program and already ranks as the winningest head coach in school history. She became the first coach in UK history with 300 wins at UK with a 3-1 win over Ole Miss on Saturday, March 19. She was named SEC Coach of the Year this season for the first time in her career.

* Kentucky returns three of its four pitchers, in Meagan Prince, Shannon Smith and Erin Rethlake.

* UK will open up with 18 straight games on the road before its home opener on March 9 in the first game of the Kentucky Invitational.

* The No. 9 national seed earned by UK in 2016 was its highest-ever seed in the NCAA Tournament. The previous high was a 12 seed back in 2013.

* Kentucky has made every NCAA Tournament since 2009.

* UK is one of 20 teams in the nation with eight-straight NCAA Tournament appearances.

* Kelsey Nunley was named the SEC Pitcher of the Year in addition to being named First Team All-SEC. She is the first UK player ever to win Pitcher of the Year, and the first player since Brittany Cervantes in 2013 to be named First Team All-SEC for Kentucky.

All times Eastern and subject to change; Home games in bold; * denotes SEC game; ^ Denotes UCF Invitational; \$ denotes Mary Nutter Classic; % denotes FAU Invite; @ denotes Coach B Classic; & denotes SEC Tournament



KENTUCKY SOFTBALL 2017 | FAU INVITE | BOCA RATON, FLA.

2017 KENTUCKY ALPHABETICAL ROSTER

No.	Name	Position	Class/EXP	Class/EXP	Hometown (High School/Last College)
42	Brynlee Bigelow	IF/OF	Fr.	R/R	Somerset, Ky./Somerset Independent HS
11	Abbey Cheek	Utility	So.	R/R	Inman, S.C./Chapman HS
19	Kelsee Henson	Outfield	So.	L/L	Paducah, Ky./McCracken County HS
25	Brooklin Hinz	Outfield	Jr.	R/R	Olathe, Kan./St. Thomas Aquinas HS
21	Hannah Huffman	Outfield	So.	L/R	Lebanon, Ohio/Lebanon HS
88	Kaila Johnson	IF/OF	Fr.	R/R	Covington, Ga./Alcovy HS
24	Madison Kearschner	Outfield	So.	R/R	Louisville, Ky./Ballard HS
33	Alex Martens	Infield	Fr.	L/R	McHenry, Ill./McHenry West HS
7	Morgan McCallum	Infield	Fr.	R/R	Mesquite, Texas/Horn HS
44	Rachael Metzger	Catcher/Infield	Jr.	R/R	Bakersfield, Calif./Garces Memorial HS
22	Kierston Moore	Infield	Fr.	R/R	Marietta, Ga./Spratberry HS
5	Meagan Prince	LHP	Sr.	L/L	Martin, Tenn./Westview HS
1	Sarah Rainwater	Outfield	So.	R/R	Nicholasville, Ky./East Jessimine HS
9	Breanne Ray	Outfield	Sr.	L/L	Benton, Ky./Marshall County HS
23	Katie Reed	Infield	So.	R/R	St. Louis, Mo./Oakville HS
8	Erin Rethlake	Utility	Jr.	L/L	Huntington, Ind./Huntington HS
28	Ashley Ruiz	RHP	Fr.	R/R	Aliso Viejo, Calif./Palm Aliso Niguel HS
6	Jenny Schaper	Catcher	So.	R/R	St. Louis, Mo./Lutheran HS
3	Shannon Smith	RHP	Sr.	R/R	Milford, Mass./Milford HS
30	Larissa Spellman	RHP	Fr.	R/R	Butler, N.J./Butler HS
2	Bailey Vick	Outfield	Fr.	R/R	Paducah, Ky./McCracken Co. HS

2017 KENTUCKY NUMERICAL ROSTER

No.	Name	Position	Class/EXP	Bats/Throws	Hometown (High School/Last College)
1	Sarah Rainwater	Outfield	So.	R/R	Nicholasville, Ky./East Jessimine HS
2	Bailey Vick	Outfield	Fr.	R/R	Paducah, Ky./McCracken Co. HS
3	Shannon Smith	RHP	Sr.	R/R	Milford, Mass./Milford HS
5	Meagan Prince	LHP	Sr.	L/L	Martin, Tenn./Westview HS
6	Jenny Schaper	Catcher	So.	R/R	St. Louis, Mo./Lutheran HS
7	Morgan McCallum	Infield	Fr.	R/R	Mesquite, Texas/Horn HS
8	Erin Rethlake	Utility	Jr.	L/L	Huntington, Ind./Huntington HS
9	Breanne Ray	Outfield	Sr.	L/L	Benton, Ky./Marshall County HS
11	Abbey Cheek	Utility	So.	R/R	Inman, S.C./Chapman HS
19	Kelsee Henson	Outfield	So.	L/L	Paducah, Ky./McCracken County HS
21	Hannah Huffman	Outfield	So.	L/R	Lebanon, Ohio/Lebanon HS
22	Kierston Moore	Infield	Fr.	R/R	Marietta, Ga./Spratberry HS
23	Katie Reed	Infield	So.	R/R	St. Louis, Mo./Oakville HS
24	Madison Kearschner	Outfield	So.	R/R	Louisville, Ky./Ballard HS
25	Brooklin Hinz	Outfield	Jr.	R/R	Olathe, Kan./St. Thomas Aquinas HS
28	Ashley Ruiz	RHP	Fr.	R/R	Aliso Viejo, Calif./Palm Aliso Niguel HS
30	Larissa Spellman	RHP	Fr.	R/R	Butler, N.J./Butler HS
33	Alex Martens	Infield	Fr.	L/R	McHenry, Ill./McHenry West HS
42	Brynlee Bigelow	IF/OF	Fr.	R/R	Somerset, Ky./Somerset Independent HS
44	Rachael Metzger	Catcher/Infield	Jr.	R/R	Bakersfield, Calif./Garces Memorial HS
88	Kaila Johnson	P/OF	Fr.	R/R	Covington, Ga./Alcovy HS

2017 COACHING STAFF

Head Coach: Rachel Lawson (10th season)
Associate Head Coach: Kristine Himes (10th season)
Assistant Coach: Molly Johnson-Belcher (7th season)
Graduate Assistant: Griffin Joiner (2nd season)
Graduate Assistant: Sandra Simmons (1st season)

PRONUNCIATION GUIDE

BRYNLEE BIGELOW ... BRIN-lee BIG-uh-low
 Brooklin **HINZ** ... Heinz (like the Ketchup brand)
 Madison **KEARSCHNER** ... Kersh-ner
 Rachel **METZGER** ... Mets-gurr
KIERSTON Moore ... KEER-sten
 Jenny **SCHAPER** ... Shape-er



WEEKLY SCHEDULE FOR UK SOFTBALL TEAM

MONDAY - 13	TUESDAY - 14	WEDNESDAY - 15	THURSDAY - 16	FRIDAY - 17	SATURDAY - 18	SUNDAY - 19
Off Day	Practice in Lexington	Practice in Lexington	Travel from Lexington to Boca Raton. Practice at FAU	Kentucky vs. UConn (9am ET) Kentucky vs. FAMU (11am ET)	Kentucky vs. Memphis (3:45pm) Kentucky vs. FAU (8:15pm ET)	Kentucky vs. Memphis (11:15am) Fly back to Lexington

2017 QUICK FACTS

GENERAL INFORMATION

Location: Lexington, Kentucky
 Founded: 1865
 Enrollment: 30,000
 Nickname: Wildcats
 Colors: Blue and White
 Conference: Southeastern
 President: Dr. Eli Capilouto
 Athletic Director: Mitch Barnhart

COACHING/SUPPORT STAFF

Head Coach: Rachel Lawson
 Alma mater: UMASS, 1994
 Years at UK: Tenth Year
 Record at UK: 327-217, 106-124 SEC
 Career record: 417-299 (13th Year)
Assistant Coach: Kristine Himes
 Alma mater: Ohio State, 2003
 Years at UK: Tenth Year
Assistant Coach: Molly Johnson-Belcher
 Alma mater: Kentucky, 2010
 Years at UK: Seventh Year
GA: Sandra Simmons
 Alma mater: LSU, 2016
 Years at UK: First Year
GA: Griffin Joiner
 Alma mater: Kentucky, 2015
 Years at UK: Second Year

TEAM INFORMATION

2016 Record: 46-14
 SEC record: 17-7
 SEC Finish: 2nd (best-ever)
 NCAA Finish: Lexington Regional
 Final Ranking: 13/11
 Letterwinners: 13 returning, 7 lost
 Starters 5 returning, 6 lost
 Pitchers 3 returning, 1 lost
 Newcomers: 8

STADIUM INFORMATION

Stadium: John Cropp Stadium
 Capacity: 1,500
 Dimensions: L-200, C-220, R-200

MEDIA RELATIONS

Contact: Chris Shoals
 Office Phone: 859.257.8437
 Mobile Phone: 513.312.2489
 Email: cmsh223@uky.edu

Schaper's HR in Westwood

Jenny Schaper hit a towering HR to deep center at Easton Stadium on Wednesday, Feb. 17 to give UK a win at No. 5 UCLA, 2-1 in extra innings. Meagan Prince pitched the entire game, throwing 162 pitches - a new career high by over 40 pitches - to give Kentucky its fourth win of the season.

Tough Sledding Early

In keeping with tradition - Kentucky has played one of the toughest non-conference schedules in the country to date, with games against No. 19 Pitt twice, two games against No. 5/4 UCLA, and a game against No. 4/6 Oregon - all inside of the first two weekends of play.

Buzzing Through Lefties

UK outfielder Breanne Ray is having the best offensive start to a season in her career - mashing the ball at a .321 clip with a double and her first-career triple. Against lefties, Ray is hitting 1.000 with three RBI as well as going 6-for-14 with runners aboard.

Martens Stepping Up

With Katie Reed moving to SS, Alex Martens has been great filling in at second base as a true freshman - hitting at a .241 mark

with 13 total bases and seven two-out RBI. The freshman had a two-run, two-out RBI single against Oregon at the Mary Nutter Classic in the fifth inning to put the Wildcats up, 4-1 at the time.

Katie Reed Moving to SS

After a sensational season as Kentucky's second basemen - sophomore Katie Reed has moved over to shortstop for 2017. She went 7-for-19 on opening weekend in Orlando, hitting .368 with a double and an RBI. In the field, Reed made just one miscue and several inning-saving plays for the UK defense.

Freshman Making an Impact Right Away for the Wildcats

UK started many freshman on opening weekend, and a lot of them had a major impact on games for "career-firsts" -

*Alex Martens had a walk-off HR in her first-career game against FAMU

* Larissa Spellman was perfect through four innings and faced the minimum through five innings in her first-career start - a win over FAMU.

*Kierston Moore hit her first-career HR against Central Florida, a 3-run shot. It was the eventual game-winning runs that crossed the plate on her bomb.

MEDIA INFORMATION

Credentials

All media credential requests should be submitted at least 24 hours prior to home games through UK Media Relations contact Chris Shoals. Credentials can be picked up at the Joe Craft Center in the Media Relations office.

Media Services/Interviews

During games, media will be provided with a media guide as well as notes. Final results are available following each game. For fax service, please contact a member of the UK Media Relations Office. Phones are made available on a first-come, first-serve basis in the press box. Interviews with players and coaches are done in an informal manner on the field following each game. For assistance in locating any member of the UK team, find Chris Shoals for help. For assistance with opposing players and coaches, please see the opposing SID.

Practice Interviews

Head coach Rachel Lawson is available for interviews weekday mornings as well as immediately after practice. Her office is located at the Soccer/Softball Offices. Team practices take place from 1-4 p.m., daily during the season. All practices take place at John Cropp Stadium and are subject to change based on class schedules and travel as well as game schedules. Interviews with coaches and/or players are after practice and phone interviews may be arranged. Advance notice is requested for all interviews. Please arrange all interviews through the UK Media Relations Office and softball contact Chris Shoals.



NATIONAL RANKINGS [WEEK 2]

ESPN.com/USA Softball Poll table with columns: #, Team, Record, Previous. Kentucky is ranked 24th with a 5-4 record.

RV: Oklahoma State (18), BYU (15), Louisville (13), Ole Miss (12), Florida Atlantic (11), Ohio State (10), USC Upstate (8), Wisconsin (7), Fresno State (6), Oregon State (6), Arkansas (4), Notre Dame (4), South Carolina (4), Texas (3), South Alabama (2), Florida International (1).

USA Today/NFCA Softball Poll table with columns: #, Team, Record, Previous. Kentucky is ranked 22nd with a 5-4 record.

RV: California (31), Florida Atlantic (25), South Carolina (12), South Alabama (10), Fresno State (7), Notre Dame (7), Ole Miss (3), Texas (2), Oregon State (1).

Kentucky in the Polls table with columns: Kentucky in the Polls, USA Softball, NFCA. Shows rankings for Preseason, Feb. 13, Feb. 20, Feb. 27, March 7, March 14, March 21, March 28, April 4, April 11, April 18, April 25, May 2, May 9, May 16, and Final.

*Bailey Vick went 3-for-3 in her first game as a Wildcats and stole two bases.

Shannon Smith Gets Opening Day Nod

Senior Shannon Smith got the ball from Rachel Lawson on opening Day, the first Opening-Day start of her career. She struck out 12 FAMU batters in a 4-2 win - throwing all seven innings in the game.

Wildcats Hitting the Long Ball Early

UK hit six home runs over the duration of opening weekend - with three of them coming as multi-run HR's:

- *Jenny Schaper (2)
*Abbey Cheek
*Rachael Metzger
*Keirston Moore
*Alex Martens

Sharing the Wealth

Kentucky had one of the best two-headed monsters in all of NCAA softball in the circle with Kelsey Nunley and Meagan Prince both earning 21 hits en route to the best regular season in program history.

Rachel Lawson gave all four UK pitchers a start on Opening Weekend, with Prince earning two starts - against Pittsburgh and Central Florida.

Scouting UCLA

The UCLA Bruins enter Wednesday's matchup in Westwood 5-0 on the season, after winning the Stacy Winsberg Memorial Tournament. The Bruins got wins over South Dakota, San Diego State, Weber State (2) and No. 22 Notre Dame on their way to a 5-0 weekend. The Bruins put up 48 runs in those five games, including 22 in one game against Weber State. UCLA pitching did not allow more than one run in any of the five games. Delaney Spaulding leads the UCLA offense, hitting .706 through opening weekend with 12 hits, eight runs, two homers and six RBIs. The Bruins pitching staff had three players earn a start, and currently have two pitchers, Rachel Garcia and Paige McDuffey, who are sporting a 0.00 ERA.

Cats in the National Spotlight

UK will appear in front of a national television audience at least nine times in 2017, it was announced Thursday as ESPN and its family of networks unveiled its Southeastern Conference softball television schedule.

Two games at John Cropp Stadium will be showcased to a national television audience, including a non-conference midweek showdown on April 5 at 7 p.m. ET on the SEC Network versus Western Kentucky and one game of the Senior Weekend series vs. Texas A&M on April 30.

All games that are shown on ESPN family of networks will also be live streamed in HD on ESPN3 and the WatchESPN app as well on computers, laptops, smart phones and tablets

Lawson Names Captains for 2017

Head coach Rachel Lawson, who enters her 10th year as the head coach at Kentucky, announced that six players would be captaining the 2017 squad, led by three seniors. Brooklin Hinz, Meagan Prince, Breanne Ray, Katie Reed, Jenny Schaper and Shannon Smith were all named captains via a voting process by the Kentucky Softball program.

Griffin Joiner Called Into USA Softball National Team Camp

Former University of Kentucky softball player, and current graduate assistant, Griffin Joiner, has received an invitation to the 2017 USA Softball Women's National Team Selection Camp, it was announced by the Amateur Softball Association (ASA) and USA Softball on Nov. 9, 2016.

Lawson Inks Four in 2017 Class

Pitcher Grace Baalman (Calhoun, Illinois), shortstop and utility player Lauren Johnson (Owensboro, Kentucky), infielder Mallory Peyton (Madisonville, Kentucky) and pitcher Bethany Todd (Woodford County, Kentucky) all signed with the Wildcats in the early signing window, adding three players from the Bluegrass state to the roster, in addition to one from Illinois.



2017 TEAM LEADERS

Hitting

BATTING AVERAGE

Katie Reed (.343)
Breanne Ray (.321)
Bailey Vick (.320)

AT-BATS

Katie Reed (35)
Alex Martens, Abbey Cheek (29)
Breanne Ray, Jenny Schaper (28)

RUNS

Jenny Schaper (5)
Abbey Cheek, Katie Reed (4)
Ray, Rethlake, Metzger, Martens, Hinz (2)

HITS

Katie Reed (12)
Breanne Ray (9)
Bailey Vick, Jenny Schaper (8)

DOUBLES

Alex Martens (3)
Reed, Ray, Vick, Schaper, Hinz (1)

TRIPLES

Breanne Ray (1)

HOME RUNS

Jenny Schaper (3)
Abbey Cheek, Rachael Metzger, Alex Martens,
Kierston Moore (1)

RBI

Alex Martens (7)
Kelsee Henson, Jenny Schaper, Kierston Moore,
Kelsee Henson (3)

SLUGGING PCT.

Kierston Moore (1.667)
Jenny Schaper (.643)
Rachael Metzger (.500)

Pitching

ERA

Erin Rethlake (1.24)
Meagan Prince (2.07)
Larissa Spellman (2.23)

STRIKEOUTS

Meagan Prince (26)
Shannon Smith (16)
Larissa Spellman (9)

FIELDING PERCENTAGE (min 10 chances)

Rachael Metzger, Bailey Vick, Jenny Schaper
(1.000)
Katie Reed (.979)
Erin Rethlake (.974)

Molly Johnson-Belcher Inducted into UK Athletics Hall of Fame

Molly Johnson-Belcher, a current assistant coach for UK, became a member of the UK Athletics Hall of Fame this fall.

Here is her UK bio: (2007-10) Program's first All-American ... UK's first four-time All-SEC honoree ... NFCA Scholar-Athlete ... Led UK to its first NCAA Tournament berth ... Ended her career owning career records in batting average (.389), doubles (56), runs (161), home runs (35), slugging percentage (.656), total bases (445); was second in assists (510) and RBI (135); third in hits (264) and stolen bases (66); fourth in triples (10) ... Also set single-season records in hits (81), doubles (20), runs scored (53), on-base percentage (.498), as well as single-game records for runs (4), doubles (3), home runs (2) ... Member of US National team in 2009 and 2010 helping lead the Americans to gold at the 2012 ISF World Championship and the 2011 Pan Am Games ... Current UK assistant coach.

Kelsey Nunley Honored as First Team NFCA All-American

Kentucky softball's Kelsey Nunley made more program history on Wednesday afternoon, becoming the first player in UK history to be named a National Fastpitch Coaches' Association First Team All-American.

Nunley, who was crowned the 2016 Southeastern Conference Pitcher of the Year, joins current assistant coach Molly Johnson-Belcher as the two All-Americans in Kentucky's program, with Johnson-Belcher earning second team honors in 2009.

Nunley joins five other pitchers on the NFCA First Team, including Delanie Gourney (Florida), Megan Good (James Madison), Paige Parker (Oklahoma), Aleshia Ocasio (Florida) and Jailyn Ford (James Madison). Nunley and Ocasio were at-large selections for the first team pitcher spot.

The senior from Soddy Daisy, Tenn., pitched a fantastic senior season for Kentucky, ending the year with a 21-6 overall record and a program single-season best 1.26 ERA in her 37 appearances in the circle for the Blue and White. Nunley started 23 games for UK, throwing 13 complete games and seven shutouts.

With her 181.1 innings pitched, Nunley overtook the NCAA active pitchers career innings lead, as she ended her career with a whopping 943.1 innings thrown in her four years in Lexington. She started 117 games in her four-year career with 21 shutouts and 86 complete games for the Wildcats.

Kelsey Nunley Named Senior CLASS Award First Team All-American

Premier Sports Management announced

MISC. STATS

Multi-Hit Games	2	3	4	5+	Total
Katie Reed	5	-	-	-	5
Alex Martens	1	-	-	-	2
Abbey Cheek	1	1	-	-	2
Breanne Ray	1	1	-	-	2
Bailey Vick	1	1	-	-	2
Erin Rethlake	2	-	-	-	2
Kierston Moore	1	-	-	-	1
Rachael Metzger	1	-	-	-	1
Jenny Schaper	1	-	-	-	1

Multi-RBI Games	2	3	4	5+	Total
Alex Martens	2	-	-	-	2
Abbey Cheek	1	-	-	-	1
Kierston Moore	-	1	-	-	1
Kelsee Henson	1	-	-	-	1

Hitting Streaks	Longest	Current
Katie Reed	4	1
Bailey Vick	4	-
Jenny Schaper	4	3
Breanne Ray	3	3
Brooklin Hinz	2	-
Rachael Metzger	2	-
Abbey Cheek	2	-
Alex Martens	2	2
Sarah Rainwater	1	-
Kierston Moore	1	1
Kelsee Henson	1	1
Erin Rethlake	1	-

Reach Base Streaks	Longest	Current
Alex Martens	7	7
Bailey Vick	5	-
Abbey Cheek	4	1
Jenny Schaper	4	3
Katie Reed	4	1
Breanne Ray	3	3
Kierston Moore	2	2
Sarah Rainwater	2	1
Brooklin Hinz	2	1
Rachael Metzger	2	1
Erin Rethlake	1	-
Kelsee Henson	1	1



that Kentucky softball pitcher Kelsey Nunley has been named to the 2016 Senior CLASS Award All-American First Team, it was announced on Thursday, June 2, 2016. The honor comes less than 24 hours after Nunley became the first-ever National Fastpitch Coaches' Association First Team All-American at Kentucky on Wednesday afternoon.

An acronym for Celebrating Loyalty and Achievement for Staying in School®, the Senior CLASS Award focuses on the total student-athlete and encourages students to use their platform in athletics to make a positive impact as leaders in their communities. To be eligible for the award, a student-athlete must be classified as an NCAA Division I senior and have notable achievements in four areas of excellence: community, classroom, character and competition.

Rachel Lawson Media Day Transcription

"I'm real excited about 2017. We have a new look to us in 2017, but I have the same staff. My staff is here, Kristine Himes and Molly Johnson-Belcher, so they're here with me. Kristine has been with me the entire time. Molly has been here the entire time as a player and as a coach. She's been around forever. She was around here before me. So the staff is completely intact and we are really looking forward to the season. This is going to be a completely different season than everyone is accustomed to the last couple of years. We have a completely new look in 2017. First, we are going to have a lot of people playing new positions. A lot of the people returning are playing a position that they did not play at last year. But, in addition to 2017's new look positionally, we have a lot more team speed – it's been something we have been working very hard on. We have Bailey Vick, Katie Reed, Erin Rethlake and Brynlee Bigelow – they are incredibly, incredibly fast. We've always had fast people on our team – but we have never had this many fast people on the same team at the same time, so we are looking forward to our team speed. In addition, (Brooklin) Hinz and (Sarah) Rainwater, they are just a step off of those guys. They have done an exceptional job in the outfield and right now, they are projecting to be starters as well.

The big question that I've been getting asked all year is how do you replace Kelsey Nunley. And it is a very good

WHEN WAS THE LAST TIME

A Kentucky hitter:

- Hit 2 extra base hits Abbey Cheek (vs. Mizzou) 4/15/16
- Hit 3 extra base hits Christian Stokes (vs. South Carolina - 2B, 2B, 2B) 4/18/15
- Hit 2 home runs Abbey Cheek (vs. Mizzou) 4/15/16
- Hit a Grand Slam Christian Stokes (at Arkansas) 3/27/16
- Had 5 hits Christian Stokes (vs. LBSU) 2/19/15
- Scored 4 runs Griffin Joiner (vs. UNC - 4) 3/13/13
- Had 5 RBI Nikki Sagermann (at FAU - 5) 2/21/14
- Had 4 walks Griffin Joiner (at Texas - 4) 2/16/14
- Had 2 stolen bases Bailey Vick (vs. FAMU - 2) 2/10/17**
- Hit for the cycle Brooke Marnitz (vs. Indiana State) 2/25/06
- Hit an inside-the-park HR Sylvester Samuel (vs. DePaul) 5/18/14

A Kentucky fielder:

- Had 15 putouts Griffin Joiner (vs. South Carolina - 15) 4/18/15
- Had 7 assists Griffin Joiner (vs. Kent State - 7) 3/23/14

A Kentucky pitcher:

- Had 10 strikeouts Kelsey Nunley (vs. Auburn - 11) 4/2/16
- Pitched a one-hitter Shannon Smith (vs. Eastern Illinois) 2/27/16
- Pitched a no-hitter Meagan Prince (vs. Northern Kentucky) 3/22/16
- Pitched a perfect game Chanda Bell (vs. Austin Peay Game 1) 4/6/11
- Rachel Riley (vs. Austin Peay Game 2) 4/6/11

An Opponent hitter:

- Hit 2 extra base hits Nikki Udria (Oregon - HR, HR) 2/13/15
- Hit 2 home runs Nikki Udria (Oregon - HR, HR) 2/13/15
- Scored 4 runs Kristi DiMarco (Ole Miss - 4) 3/24/01
- Had 5 RBI Paige Wilson (Georgia - 5) 4/28/15
- Had 3 walks Cheyenne Coyle (Arizona St - 3) 5/26/13
- Had 3 strikeouts Victoria Draper (Auburn - 3) 4/3/15
- Had 2 stolen bases Ashley Gue (Marshall - 2) 4/9/13

An Opponent fielder:

- Had 15 putouts Dani Pugh (WKU - 17) 4/22/15
- Had 7 assists Sami Fagan (Missouri - 7) 3/15/14

An Opponent pitcher:

- Had 10 strikeouts Savannah Jo Dorsey (Ohio) 3/29/16
- Pitched a one-hitter Carley Hoover (LSU) 4/9/16
- Pitched a no-hitter Kelsi Dunne (Alabama) 4/14/09

TRACKING KENTUCKY'S EXTRA-BASE HITS IN 2016/CAREER

Player	Doubles 2017 (career)	Triples 2017 (career)	Home Runs 2017 (career)	Totals 2017 (career)
Abbey Cheek	0 (8)	0 (3)	1 (11)	1 (23)
Kelsee Henson	0 (1)	0 (0)	0 (1)	0 (2)
Brooklin Hinz	1 (16)	0 (0)	0 (8)	1 (26)
Hannah Huffman	0 (0)	0 (0)	0 (0)	0 (0)
Madison Kearschner	0 (0)	0 (0)	0 (0)	0 (0)
Rachael Metzger	0 (5)	0 (0)	1 (3)	1 (8)
Sarah Rainwater	0 (0)	0 (0)	0 (0)	0 (0)
Breanne Ray	1 (11)	1 (1)	0 (8)	2 (20)
Katie Reed	1 (8)	0 (2)	0 (4)	1 (14)
Erin Rethlake	0 (2)	0 (0)	0 (0)	0 (2)
Jenny Schaper	1 (9)	0 (0)	3 (7)	4 (16)
Brynlee Bigelow	0 (0)	0 (0)	0 (0)	0 (0)
Kalia Johnson	0 (0)	0 (0)	0 (0)	0 (0)
Alex Martens	3 (3)	0 (0)	1 (1)	4 (4)
Morgan McCallum	0 (0)	0 (0)	0 (0)	0 (0)
Kierston Moore	0 (0)	0 (0)	1 (1)	1 (1)
Ashley Ruiz	0 (0)	0 (0)	0 (0)	0 (0)
Larissa Spellman	0 (0)	0 (0)	0 (0)	0 (0)
Bailey Vick	1 (1)	0 (0)	0 (0)	1 (1)
TOTALS	8 (65)	1 (6)	7 (44)	12 (114)



**WINS OVER TOP-25 TEAMS
RACHEL LAWSON ERA**

The Breakdown

Total wins over top 25: 74
Total wins over top 10: 41
Total wins over top 5: 22

Career wins over top-25 opponents

Date	Opponent	Score
2/17/17	at No. 5 UCLA	2-1 (11)
5/22/16	vs. No. 25 Utah	4-0
4/22/16	at No. 4 Alabama	3-2
4/17/16	vs. No. 18 Missouri	3-2
4/15/16	vs. No. 18 Missouri	7-6
4/11/16	at No. 8 LSU	2-0
4/10/16	at No. 8 LSU	3-0
4/9/16	at No. 8 LSU	1-0
2/15/16	at No. 22 Arizona State	5-3
2/15/16	vs. No. 20 Utah	1-0
2/13/16	vs. No. 4 Oregon	8-6
2/12/16	vs. No. 25 Notre Dame	10-7
5/17/15	at No. 16 Notre Dame	4-3
4/6/15	vs. No. 5 Alabama	2-1
3/28/15	vs. No. 1 LSU	5-2
3/27/15	vs. No. 1 LSU	3-1
3/8/15	at No. 20 Texas A&M	3-2
2/19/15	vs. No. 10 Arizona	5-2
2/8/15	at No. 5 Florida State	3-1
5/29/14	vs. No. 6 La.-Lafayette	4-1
5/25/14	at No. 3 UCLA	7-1
5/25/14	at No. 3 UCLA	7-3
5/17/14	vs. No. 25 James Madison	2-1
5/9/14	vs. No. 25 LSU	4-3 (9)
5/8/14	vs. No. 7 Tennessee	2-0
4/27/14	vs. No. 8 Tennessee	5-2
4/5/14	vs. No. 18 Texas A&M	5-3
4/6/14	vs. No. 18 Texas A&M	4-2 (10)
3/30/14	vs. No. 21 Auburn	2-1
3/15/14	at No. 16 Missouri	8-7 (8)
3/15/14	at No. 16 Missouri	3-2
2/16/14	vs. No. 15 Texas	6-5
2/15/14	vs. No. 15 Texas	6-4
2/7/14	vs. No. 2 Oklahoma	5-4 (10)
5/5/13	at No. 7 Alabama	9-5 (8)
5/4/13	at No. 7 Alabama	5-0
4/27/13	vs. No. 11 Missouri	8-2
4/24/13	vs. No. 7 Louisville	2-1
4/12/13	vs. No. 3 Florida	4-2
3/13/13	vs. No. 25 North Carolina	18-0
2/15/13	vs. No. 16 Washington (N)	3-2
2/10/13	vs. No. 20 Stanford (N)	3-1
2/8/13	vs. No. 3 Cal (N)	3-2 (9)
5/6/12	vs. No. 22 LSU	1-0
5/5/12	vs. No. 22 LSU	2-1
5/4/12	vs. No. 22 LSU	4-3 (8)
4/29/12	at No. 2 Florida	5-1
4/27/12	at No. 2 Florida	2-0
4/13/12	vs. No. 10 Georgia	4-0
4/13/12	vs. No. 10 Georgia	4-1
3/30/12	at No. 9 Tennessee	5-3
3/24/12	at No. 18 Auburn	5-2
3/23/12	at No. 18 Auburn	8-4 (8)
5/28/11	vs. No. 5 California	8-0 (5)
5/22/11	at No. 2 Michigan	2-1
5/21/11	at No. 2 Michigan	7-6
5/20/11	vs. No. 21 Notre Dame (N)	8-0 (5)
5/7/11	vs. No. 23 Auburn	10-2 (6)
4/3/11	vs. No. 5 Florida	9-2
4/2/11	vs. No. 5 Florida	7-6
4/1/11	vs. No. 5 Florida	10-2 (6)
3/18/11	at No. 25 LSU	6-1
3/13/11	vs. No. 7 Tennessee	5-4 (10)
3/11/11	vs. No. 7 Tennessee	9-5
2/11/11	vs. No. 22 Ohio State (N)	9-0 (5)
5/21/10	at No. 19 Ohio State	6-5
4/17/10	at No. 3 Florida	5-3
3/27/10	vs. No. 7 Georgia	4-2
3/16/10	vs. No. 5 Alabama	5-4
2/11/10	at No. 5 Arizona State	5-2
5/7/09	vs. No. 7 Georgia (N)	2-0
4/18/09	vs. No. 12 Tennessee	6-5
3/7/09	at No. 19 LSU	6-5 (8)
3/15/08	at No. 6 Tennessee	2-1 (8)

The Wins

Home: 29 | Away: 29 | Neutral: 14 | SEC Opponents: 46

2016 UK HONORS

#33 Kelsey Nunley, Jr., P

- NFCA First Team All-American
- Senior CLASS First Team All-American
- ASA/USA Softball Finalist for 2016 National Player of the Year
- SEC Pitcher of the Year
- First Team All-SEC
- ESPNW Player of the Week (4/20)
- SEC Pitcher of the Week (4/11)
- SEC Pitcher of the Week (4/18)
- 2016 Senior CLASS Award Top-10 finalist
- Preseason All-SEC by league coaches
- Preseason All-America Fourth Team by College Sports Madness

#23 Katie Reed, Fr., 2B/SS

- SEC Freshman of the Week (2/22) *1st career

#11 Abbey Cheek, Fr., 1B/3B

- SEC Freshman of the Week (3/7) *1st career
- SEC All-Freshman Team

#5 Meagan Prince, Jr. P

- SEC Pitcher of the Week (3/14) *1st career

#10 Christian Stokes, Sr. SS

- SEC All-Defensive Team (SS)

#7 Maisie Steed, Sr. 1B

- SEC All-Defensive Team (1B)

#42 Ansley Smith, Sr., INF

- SEC Community Service Team

GAME NOTES (CONT'D)

question – but I think one thing when you think of Kelsey Nunley, is that she was not only exceptional, but she threw a ton of innings, and they were all very productive innings. So, we have to figure out how are we going to get as many innings out of our pitching staff as we can to try and help with replacing all of the innings that we will need to replace Kelsey Nunley. I feel very good about the staff that we have put together. It is going to have a different look, but we are very versatile. It's a lot of different people doing what Kelsey Nunley could do by herself. She was a workhorse, she was very big and she was very strong, but there are more than one ways to get things done. Luckily, we have Meagan Prince coming back. She is going to be the anchor of this team. Meagan is great because she was a 20-game winner last night, but she is a great starter – and she is also a great closer and has a great closing mentality, so you

UK'S RECORD WHEN ...

	All	SEC
One-run game	1-1	0-0
Single game	1-0	0-0
First of Day	2-2	0-0
Second of Day	2-2	0-0
Home	0-0	0-0
Away	2-1	0-0
Neutral	3-3	0-0
vs. Kentucky schools	0-0	0-0
vs. Top 10	1-2	0-0
vs. Top 25	0-0	0-0
UK scores first	4-2	0-0
UK scores 0-2 runs	1-2	0-0
UK scores 3-5 runs	3-2	0-0
UK scores 6-9 runs	1-0	0-0
UK scores 10+ runs	0-0	0-0
Opp. scores first	1-2	0-0
Opp. scores 0-2 runs	4-0	0-0
Opp. scores 3-5 runs	1-2	0-0
Opp. scores 6-9 runs	0-2	0-0
Opp. scores 10+ runs	0-0	0-0
UK has 3 or fewer hits	0-0	0-0
UK has 4-6 hits	2-3	0-0
UK has 7-9 hits	1-1	0-0
UK has 10+ hits	2-0	0-0
Opp. has 3 or fewer hits	1-0	0-0
Opp. has 4-6 hits	3-1	0-0
Opp. has 7-9 hits	0-2	0-0
Opp. has 10+ hits	1-1	0-0
UK has no errors	2-1	0-0
UK has 1 error	2-2	0-0
UK has 2+ errors	1-1	0-0
Leading or tied after 4 innings	4-1	0-0
Leading or tied after 5 innings	5-1	0-0
Leading or tied after 6 innings	4-1	0-0
Trailing after 4 innings	0-2	0-0
Trailing after 5 innings	0-3	0-0
Trailing after 6 innings	0-4	0-0
Extra-inning games	1-0	0-0
UK hits a double	3-4	0-0
UK hits a triple	1-0	0-0
UK hits a home run	4-2	0-0
UK has 2-3 extra base hits	4-3	0-0
UK has 4+ extra base hits	5-0	0-0
UK steals a base	5-3	0-0
UK steals 2+ bases	5-1	0-0
In February	5-3	0-0
In March	0-0	0-0
In April	0-0	0-0
In May	0-0	0-0
On Monday	0-0	0-0
On Tuesday	0-0	0-0
On Wednesday	1-1	0-0
On Thursday	0-0	0-0
On Friday	2-2	0-0
On Saturday	1-1	0-0
On Sunday	1-0	0-0



GAME NOTES CONTINUED FROM PAGE 7

could see her in two different roles. Shannon Smith is somebody who is a returner along with Erin Rethlake. Erin had surgery this offseason, but she's improving everyday and she has experience, so she is someone we really will lean on during the course of the season for this staff. She looks great – she's full go. She is on a little bit of a pitch count, but in the innings that she has pitched, she's looked incredibly strong. We've added to the pitching staff. We have three freshman who have come in. One freshman who has really been impressive as of late on the mound is Larissa Spellman – she is from New Jersey – and she is not very large in stature – but she throws the ball incredibly hard and one thing that I have been really impressed with her is that she's really figuring out her own body. She is figuring out her mechanics and she is increasing the command of her pitching everyday and her mindset. She has really worked hard on that in the offseason – she has worked hard at how to deal with failure, and because she has done such a good job with that, she has been able to figure out her own mechanics at a much faster rate." - Rachel Lawson.



KENTUCKY SOFTBALL 2017 | FAU INVITE | BOCA RATON, FLA.

2017 SEC STANDINGS

School	SEC	Pct.	ALL	Pct.	Home	Away	Neu.	Streak
Georgia	0-0	.000	12-0	1.000	12-0	0-0	0-0	W12
Tennessee	0-0	.000	10-0	1.000	0-0	2-0	8-0	W10
Texas A&M	0-0	.000	10-0	1.000	10-0	0-0	0-0	W10
Arkansas	0-0	.000	7-0	1.000	0-0	2-0	5-0	W7
Florida	0-0	.000	10-1	.909	4-1	2-0	4-1	W2
Auburn	0-0	.000	9-1	.900	6-0	0-0	3-1	W8
LSU	0-0	.000	9-0	.900	9-1	0-0	0-0	W8
South Carolina	0-0	.000	8-1	.889	5-0	1-0	2-1	L1
Alabama	0-0	.000	7-2	.778	1-0	3-2	3-0	L2
Ole Miss	0-0	.000	7-2	.778	0-0	1-0	6-2	W4
Missouri	0-0	.000	5-2	.714	0-0	2-0	3-2	L1
Mississippi State	0-0	.000	6-3	.667	3-2	0-0	3-1	W2
Kentucky	0-0	.000	5-4	.556	0-0	2-1	3-3	L1

* - SEC Regular Season Champion; # - SEC Tournament Champion

2017 SEC TOURNAMENT

May 10

Game 1 - (11) vs. (6)
 Game 2 - (7) vs. (10)
 Game 3 - (9) vs. (8)
 Game 4 - (5) vs. (12)

May 11

Game 5 - (3) vs. Winner game 1
 Game 6 - (2) vs. Winner game 2
 Game 7 - (1) vs. Winner game 3
 Game 8 - (4) vs. Winner game 4

May 12

Game 9 - Winner game 5 vs. Winner game 6
 Game 10 - Winner game 7 vs. Winner game 8

May 13

Championship - Winner game 9 vs. Winner game 10



SEC WEEKLY AWARDS

Feb. 14, 2017

Player of the Week: Nicole Schroeder, Arkansas
 Pitcher of the Week: Alexis Osorio, Alabama
 Freshman of the Week: Bailey Hemphill, Alabama

Feb. 21, 2017

Player of the Week: Bailey Landry, LSU
 Pitcher of the Week: Kelly Barnhill, Florida
 Freshman of the Week: Dylinn Stancil, Ole Miss

Feb. 28, 2017

Player of the Week:
 Pitcher of the Week:
 Freshman of the Week:

March 7, 2017

Player of the Week:
 Pitcher of the Week:
 Freshman of the Week:

March 14, 2017

Player of the Week:
 Pitcher of the Week:
 Freshman of the Week:

March 21, 2017

Player of the Week:
 Pitcher of the Week:
 Freshman of the Week:

March 28, 2017

Player of the Week:
 Pitcher of the Week:
 Freshman of the Week:

April 4, 2017

Player of the Week:
 Pitcher of the Week:
 Freshman of the Week:

April 11, 2017

Player of the Week:
 Pitcher of the Week:
 Freshman of the Week:

April 18, 2017

Player of the Week:
 Pitcher of the Week:
 Freshman of the Week:

April 25, 2017

Player of the Week:
 Pitcher of the Week:
 Freshman of the Week:

May 2, 2017

Player of the Week:
 Pitcher of the Week:
 Freshman of the Week:

May 9, 2017

Player of the Week:
 Pitcher of the Week:
 Freshman of the Week:

Postseason Awards (May 10):

Player of the Year:
 Pitcher of the Year:
 Freshman of the Year:
 Coach of the Year:
 Academic Scholar Athlete of the Year:



KENTUCKY SOFTBALL 2017 | FAU INVITE | BOCA RATON, FLA.

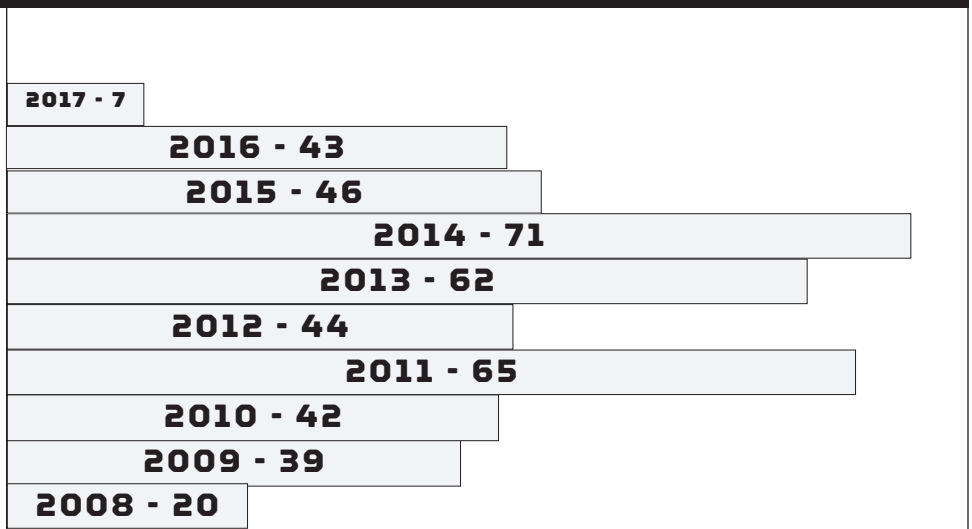
SOUTHEASTERN CONFERENCE BREAKDOWN KENTUCKY'S HISTORY IN SEC ACTION

<u>Team</u>	<u>Years of UK Series Victories</u>	<u>School:</u>	<u>Consecutive Years Captured</u>
Mississippi State (8):	1998, 2002, 2009, 2010, 2011, 2013, 2014, 2016	LSU (2):	2015, 2016
Auburn (4):	2000, 2001, 2009, 2012	Ole Miss (8):	2007, 2008, 2009, 2010, 2012, 2013, 2014, 2016
Florida (3):	2000, 2011, 2012	Mississippi State (3):	2013, 2014, 2016
Georgia (2):	2000, 2012	Missouri (2):	2014, 2016
Tennessee (2):	2000, 2011	Arkansas (2):	2014, 2016
Ole Miss (9):	2001, 2007, 2008, 2009, 2010, 2012, 2013, 2014, 2016		
South Carolina (8):	2001, 2006, 2009, 2010, 2011, 2012, 2013, 2016		
Arkansas (6):	2002, 2003, 2010, 2011, 2014, 2016		
Alabama (1):	2013		
LSU (3):	2012, 2015, 2016		
Missouri (2):	2014, 2016		
Texas A&M (1):	2014		

2017 Breakdown 0-0

<u>Year:</u>	<u>UK's Series Captured that Season</u>
1997 (0):	-
1998 (1):	Mississippi State
1999 (0):	-
2000 (4):	Auburn, Florida, Georgia, Tennessee
2001 (3):	Auburn, Ole Miss, South Carolina
2002 (2):	Arkansas, Mississippi State
2003 (1):	Arkansas
2004 (0):	-
2005 (0):	-
2006 (1):	South Carolina
2007 (1):	Ole Miss
2008 (1):	Ole Miss
2009 (4):	Auburn, Mississippi State, Ole Miss, South Carolina
2010 (4):	Arkansas, Mississippi State, Ole Miss, South Carolina
2011 (5):	Arkansas, Mississippi State, Tennessee, Florida, South Carolina
2012 (6):	Auburn, Georgia, Ole Miss, Florida, LSU, South Carolina
2013 (4):	Ole Miss, Miss. State, South Carolina, Alabama
2014 (5):	Mississippi State, Missouri, Texas A&M, Ole Miss, Arkansas
2015 (1):	LSU
2016 (6):	at South Carolina, Ole Miss, at Arkansas, at No. 8 LSU, No. 18 Missouri, vs. Mississippi State

KENTUCKY HOME RUN TRACKER UNDER COACH KRISTINE HIMES





KENTUCKY SOFTBALL 2017 | FAU INVITE | BOCA RATON, FLA.

STARTING LINEUPS BY BATTING ORDER

Opponent	1	2	3	4	5	6	7	8	9
Florida A&M	Schaper	Reed	Cheek	Martens	Ray	Hinz	Rainwater	Rethlake	Vick
Pittsburgh	Vick	Reed	Schaper	Cheek	Martens	Ray	Metzger	Rainwater	Hinz
Pittsburgh	Reed	Vick	Schaper	Cheek	Martens	Ray	Rethlake	Rainwater	Hinz
Central Florida	Reed	Martens	Schaper	Cheek	Ray	Metzger	Henson	Rainwater	Vick
Florida A&M	Reed	Martens	Schaper	Cheek	Ray	Henson	Metzger	Rainwater	Vick
UCLA (1)	Reed	Martens	Schaper	Cheek	Ray	Metzger	Hinz	Rainwater	Vick
UCLA (2)	Reed	Martens	Cheek	Schaper	Ray	Metzger	Hinz	Rethlake	Vick
UC-Davis	Reed	Martens	Cheek	Schaper	Ray	Metzger	Hinz	Rethlake	Vick
Oregon	Reed	Martens	Cheek	Schaper	Ray	Hinz	Rainwater	Rethlake	Vick
UConn									
Florida A&M									
Memphis									
Northern Illinois									
Southern Illinois									
UIC - Chicago									
Dayton									
Evansville									
Kent State									
Drexel									
Kent State									
Michigan									
Georgia (1)									
Georgia (2)									
Georgia (3)									
Eastern KY									
Arkansas (1)									
Arkansas (2)									
Arkansas (3)									
NKU									
Ole Miss (1)									
Ole Miss (2)									
Ole Miss (3)									
WKU									
Tennessee (1)									
Tennessee (2)									
Tennessee (3)									
Marshall									
Louisville									
Florida (1)									
Florida (2)									
Florida (3)									
Indiana									
Mizzou (1)									
Mizzou (2)									
Mizzou (3)									
UT Martin									
Texas A&M (1)									
Texas A&M (2)									
Texas A&M (3)									
Mississippi St. (1)									
Mississippi St. (2)									
Mississippi St. (3)									



KENTUCKY SOFTBALL 2017 | FAU INVITE | BOCA RATON, FLA.

STARTING LINEUPS BY POSITION

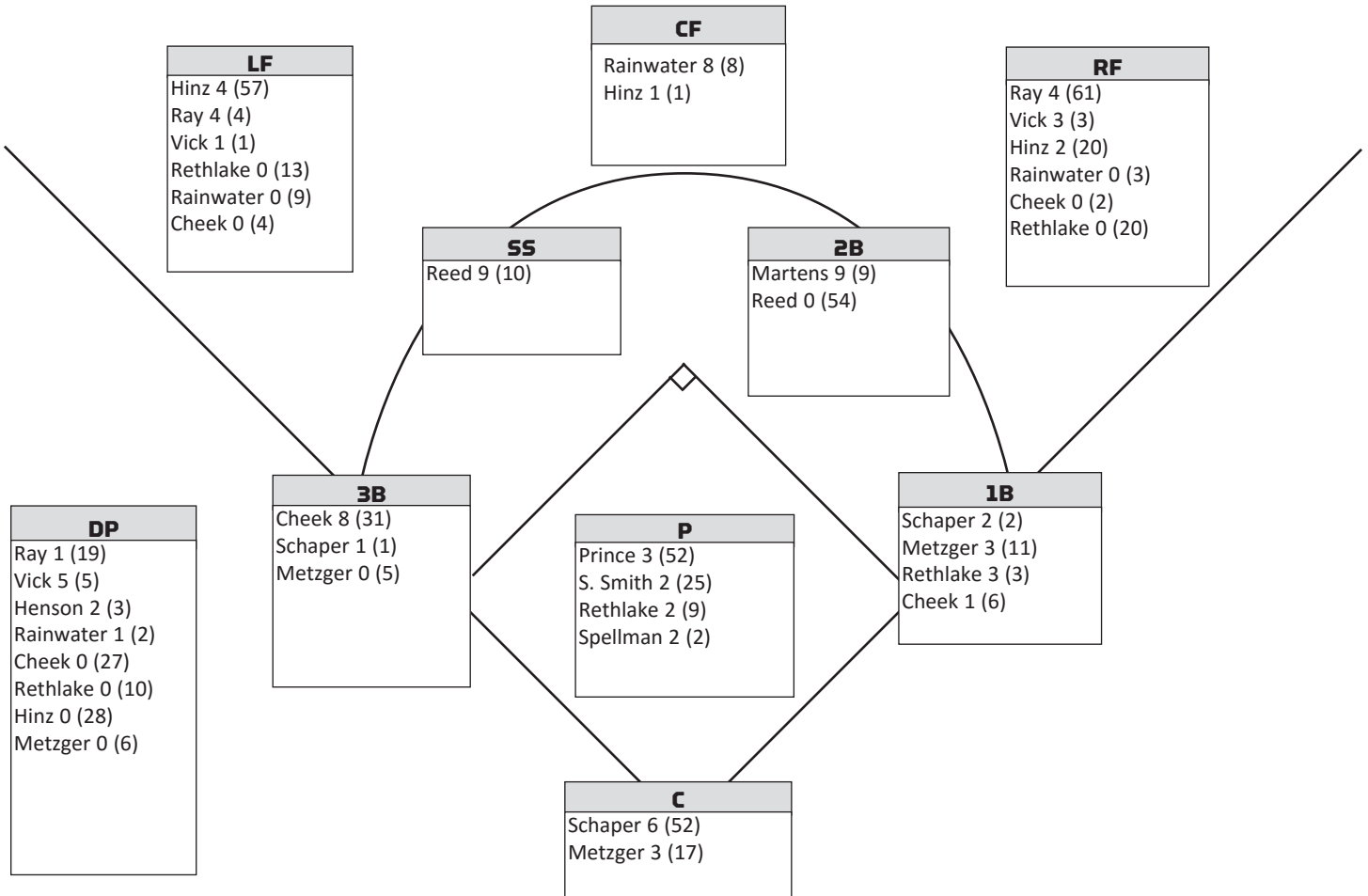
Opponent	C	1B	2B	3B	SS	LF	CF	RF	P
Florida A&M	Schaper	Rethlake	Martens	Cheek	Reed	Hinz	Rainwater	Ray	Smith
Pittsburgh	Metzger	Cheek	Martens	Schaper	Reed	Vick	Rainwater	Hinz	Prince
Pittsburgh	Schaper	Metzger	Martens	Cheek	Reed	Ray	Rainwater	Hinz	Rethlake
Central Florida	Metzger	Schaper	Martens	Cheek	Reed	Ray	Rainwater	Vick	Prince
Florida A&M	Metzger	Schaper	Martens	Cheek	Reed	Ray	Rainwater	Vick	Spellman
UCLA (1)	Schaper	Metzger	Martens	Cheek	Reed	Hinz	Rainwater	Ray	Spellman
UCLA (2)	Schaper	Rethlake	Martens	Cheek	Reed	Ray	Hinz	Vick	Prince
UC-Davis	Schaper	Metzger	Martens	Cheek	Reed	Hinz	Rainwater	Ray	Rethlake
Oregon	Schaper	Rethlake	Martens	Cheek	Reed	Hinz	Rainwater	Ray	Smith
UConn									
Florida A&M									
Memphis									
Northern Illinois									
Southern Illinois									
UIC - Chicago									
Dayton									
Evansville									
Kent State									
Drexel									
Kent State									
Michigan									
Georgia (1)									
Georgia (2)									
Georgia (3)									
Eastern KY									
Arkansas (1)									
Arkansas (2)									
Arkansas (3)									
NKU									
Ole Miss (1)									
Ole Miss (2)									
Ole Miss (3)									
WKU									
Tennessee (1)									
Tennessee (2)									
Tennessee (3)									
Marshall									
Louisville									
Florida (1)									
Florida (2)									
Florida (3)									
Indiana									
Mizzou (1)									
Mizzou (2)									
Mizzou (3)									
UT Martin									
Texas A&M (1)									
Texas A&M (2)									
Texas A&M (3)									
Mississippi St. (1)									
Mississippi St. (2)									
Mississippi St. (3)									



2017 STARTS BY BATTING ORDER

Player	1	2	3	4	5	6	7	8	9
Breanne Ray	7	2	.	.	.
Brooklin Hinz	2	2	.	2
Rachael Metzger	4	2	.	.
Meagan Prince
Erin Rethlake	1	5	.
Shannon Smith
Sarah Rainwater	3	4	.
Jenny Schaper	1	.	5	3
Abbey Cheek	.	.	4	5
Kelsee Henson	1	1	.	.
Katie Reed	7	6
Hannah Huffman
Madison Kearschner
Brynlee Bigelow
Kalia Johnson
Alex Martens	.	2	.	1	2
Kierston Moore
Morgan McCallum
Ashley Ruiz
Larissa Spellman
Bailey Vick	1	1	7

STARTS BY POSITION IN 2017 (CAREER)





KENTUCKY SOFTBALL 2017 | FAU INVITE | BOCA RATON, FLA.

2017 TEAM GAME-BY-GAME HITTING

Opponent	AB	R	H	RBI	2B	3B	HR	TB	BB	SB	CS	HBP	SAC	SFG	DP	K	PO	E	LOB	Avg
Florida A&M	27	4	10	3	0	0	1	13	3	0	4	0	0	1	0	3	21	3	9	.370
Pittsburgh	27	1	5	1	1	0	1	9	2	0	1	0	0	0	0	3	21	8	7	.278
Pittsburgh	30	3	9	3	1	0	2	16	3	0	3	0	0	0	0	3	18	1	9	.286
Central Florida	27	6	11	6	1	0	1	3	3	1	0	1	2	2	0	4	21	1	8	.315
Florida A&M	25	3	6	3	0	0	1	9	1	1	0	1	0	1	0	3	21	0	3	.301
UCLA (1)	25	2	5	2	1	0	0	6	0	0	0	0	0	0	0	10	18	1	2	.286
UCLA (2)	39	2	6	2	1	0	1	10	2	0	1	0	0	0	0	9	33	2	6	.260
UC-Davis	24	4	8	4	2	1	0	12	3	0	1	0	0	1	1	0	21	1	7	.268
Oregon	24	4	6	4	1	0	0	7	3	0	0	0	0	2	0	5	21	2	5	.266
UConn																				
Florida A&M																				
Memphis																				
Northern Illinois																				
Southern Illinois																				
UIC - Chicago																				
Dayton																				
Evansville																				
Kent State																				
Drexel																				
Kent State																				
Michigan																				
Georgia (1)																				
Georgia (2)																				
Georgia (3)																				
Eastern KY																				
Arkansas (1)																				
Arkansas (2)																				
Arkansas (3)																				
NKU																				
Ole Miss (1)																				
Ole Miss (2)																				
Ole Miss (3)																				
WKU																				
Tennessee (1)																				
Tennessee (2)																				
Tennessee (3)																				
Marshall																				
Louisville																				
Florida (1)																				
Florida (2)																				
Florida (3)																				
Indiana																				
Mizzou (1)																				
Mizzou (2)																				
Mizzou (3)																				
UT Martin																				
Texas A&M (1)																				
Texas A&M (2)																				
Texas A&M (3)																				
Mississippi St. (1)																				
Mississippi St. (2)																				
Mississippi St. (3)																				



KENTUCKY SOFTBALL 2017 | FAU INVITE | BOCA RATON, FLA.

2017 TEAM GAME-BY-GAME PITCHING

Opponent	IP	H	R	ER	BB	SO	2B	3B	HR	WP	BK	HBP	DP	IBB	Score	W	L	SV	ERA
Florida A&M	7.0	4	2	2	2	12	2	0	1	0	0	1	2	0	4-2	1	0	0	1.00
Pittsburgh	7.0	7	3	3	4	12	1	0	0	1	0	2	0	0	1-3	1	1	0	2.00
Pittsburgh	6.0	6	6	5	6	3	1	0	1	1	0	0	0	0	3-6	1	2	0	3.15
Central Florida	7.0	4	3	3	5	7	0	0	1	1	0	3	0	0	6-3	2	2	0	3.11
Florida A&M	7.0	2	0	0	1	3	0	0	0	1	0	0	0	0	3-0	3	2	0	2.47
UCLA (1)	6.0	9	6	5	1	2	0	0	0	0	0	0	1	0	2-6	3	3	1	2.97
UCLA (2)	11.0	8	1	0	3	6	1	0	0	1	0	1	2	0	2-1	4	3	1	2.33
UC-Davis	7.0	6	1	1	2	5	2	0	0	0	0	2	0	0	4-1	5	3	1	2.17
Oregon	7.0	11	5	2	2	6	1	0	1	2	0	3	0	0	4-5	5	4	1	2.15
UConn																			
Florida A&M																			
Memphis																			
Northern Illinois																			
Southern Illinois																			
UIC - Chicago																			
Dayton																			
Evansville																			
Kent State																			
Drexel																			
Kent State																			
Michigan																			
Georgia (1)																			
Georgia (2)																			
Georgia (3)																			
Eastern KY																			
Arkansas (1)																			
Arkansas (2)																			
Arkansas (3)																			
NKU																			
Ole Miss (1)																			
Ole Miss (2)																			
Ole Miss (3)																			
WKU																			
Tennessee (1)																			
Tennessee (2)																			
Tennessee (3)																			
Marshall																			
Louisville																			
Florida (1)																			
Florida (2)																			
Florida (3)																			
Indiana																			
Mizzou (1)																			
Mizzou (2)																			
Mizzou (3)																			
UT Martin																			
Texas A&M (1)																			
Texas A&M (2)																			
Texas A&M (3)																			
Mississippi St. (1)																			
Mississippi St. (2)																			
Mississippi St. (3)																			



KENTUCKY SOFTBALL 2017 | FAU INVITE | BOCA RATON, FLA.

2017 HOME RUN TRACKER

#	Player	Game#	Date	Opp.	Pitcher	On-base	Inning	Outs	Count	Score	Final
1	Alex Martens	1	Feb. 10	Florida A&M	Pereira	.1..	7	0	2-0	2-2	W, 4-2
2	Jenny Schaper	2	Feb. 10	Pitt	Harris	0..	5	2	2-2	0-3	L, 3-1
3	Abbey Cheek	3	Feb. 11	Pitt	Harris	.1..	3	2	1-1	0-1	L, 3-6
4	Jenny Schaper	3	Feb. 11	Pitt	Harris	0..	5	1	2-0	2-6	L, 3-6
5	Kierston Moore	4	Feb. 11	UCF	White	..2.	4	2	2-0	1-1	W, 6-3
6	Rachael Metzger	5	Feb. 12	FAMU	Burse	0..	2	2	0-2	0-0	W, 3-0
7	Jenny Schaper	7	Feb. 15	at UCLA	Garcia	0..	11	2	0-0	1-1	W, 2-1

Solo	2-Run	3-Run	Grand Slam	Total Runs from Homers
4	2	1	0	11

HEAD COACH RACHEL LAWSON (TENTH SEASON)

When Rachel Lawson was named head coach of the University of Kentucky softball team in July 2007 she saw a program poised for success. She knew athletics director Mitch Barnhart and the rest of UK's administration would give her unwavering support, and most importantly she knew the Big Blue Nation would provide the home-field advantage necessary for her team to compete in the Southeastern Conference.

Entering her 10th season as UK's head coach in 2017, Lawson's vision for the UK softball program has started to become a realization. The winningest head coach in program history has not only lead UK to its first-ever appearance in the Women's College World Series, four NCAA Super Regionals the last five seasons, including a program-best 50 wins in 2014, but UK's administration come through on their promise and commitment to softball by providing Lawson with one of the nation's greatest collegiate softball facilities in the \$9.5 million John Cropp Stadium.

She became the first coach in program history to eclipse 300 wins at Kentucky against Ole Miss on March 19 in a 3-1 win at John Cropp Stadium in Lexington.

Lawson and Co. have made sure the beautiful stadium has seen lots of wins over the past few seasons as UK had had some of its three most successful seasons in program history each of the last four years. In 2014, Lawson guided Kentucky to the Women's College World Series behind 50 wins. The Wildcats also set single-season records in at-bats, runs scored, doubles, home runs, RBI, total bases, walks, fielding percentage, putouts, lowest ERA and strikeouts. UK, which advanced to the program's first SEC Tournament Championship, started the season with a program-best 12 straight wins.

Three of the last four seasons, Lawson has led the Wildcats to a national seed in the NCAA Tournament. The school's first-ever national seed was in 2013 - and UK hosted an NCAA Regional for the first time ever. Kentucky, which has made the NCAA Tournament each of the last eight seasons, is one of just 18 schools nationally to claim that honor.

Lawson helped guide Kentucky to its best regular season in program history in 2016, winning 43 games in the regular season, ending with a No. 9 national seed in the NCAA Tournament, a new program best. The Wildcats earned the right to host the NCAA Tournament for the third time in the last four seasons at John Cropp Stadium in Lexington. Lawson was named the 2016 SEC Coach of the Year, and joined Kelsey Nunley (SEC Pitcher of the Year) as the first two Kentucky winners of those awards.

The 2016 team finished with some of the best pitching numbers in program history, setting school records in the circle for lowest team ERA (1.71), lowest opponent batting average (.191), fewest runs allowed (130), fewest earned runs allowed (98), fewest hits allowed (280) and fewest doubles allowed (44)

Now entering her 10th season in 2017, Lawson has won 411 career games at the head of the dugout and has earned her first-career NFCA First Team All-American in 2016 when Kelsey Nunley was named to the elite squad as a pitcher. Nunley became the second All-American in program history (Molly Johnson, 2nd Team), and the first to be named to the First Team.

Now sitting at 322-213 in her ten seasons at Kentucky, Lawson is the winningest head coach in school history and already has more wins in SEC play than UK had all told as a program when she took over in 2007. UK finished the 2014 season ranked sixth in both national listings for its best final ranking ever. In 2013, Kentucky was ranked in the top 14 of both collegiate softball rankings for the second time in school history with nine wins over ranked teams. In her nine seasons at Kentucky, Lawson has defeated over 70 ranked foes, including 40 wins vs. top-10 teams and 18 against top-five teams.

Lawson's 2013 squad set the stage for the 2014 run to the Women's College World Series, setting several school records, including a then-program record 41 wins. All told, Lawson has directed the Wildcats to 30 or more victories in seven-straight seasons, which also resonates as a program record. In her nine years with Kentucky, Lawson has helped UK players earn 33 All-SEC honors and 23 SEC Player of the Week honors.

Lawson's impact on the UK program is obviously, but her ability to develop players sometimes gets overshadowed by her impressive credentials in handling the day-to-day running of a program. Lawson, who serves as the pitching coach for the Wildcats, has guided three different pitchers to throw no-hitters against top-25 teams in just the last four seasons alone.



In all, UK has 17 career no-hitters - all of which have come under Lawson's tenure - including two perfect games.

Kentucky's 2012 season was highlighted by an impressive second-half surge with upsets of 12 ranked opponents, a then Lawson-best fifth place finish in SEC action, a program-record six captured conference series and a senior class who became the first class in school history to tally a .500 record or better in each of their four seasons of play.

The end of the 2012 season also marked the conclusion of some of the best individual careers in UK history as Lawson helped pitcher Chanda Bell become the first player in school history to record 200-plus strikeouts all four seasons, while slugger Brittany Cervantes is the school's leading home run hitter. Pitcher/infielder Rachel Riley also excelled under Lawson, ranking top 10 in school history in field percentage and nearly every pitching category.

In 2011, Lawson directed the Wildcats to their first NCAA Super Regional appearance and finished the season ranked No.12 in the country. The 2011 team earned a 40-16 overall record to set a new single-season standard for wins in a season before Lawson's 2013 team posted 41. UK appeared in the national rankings for a school-record 14 consecutive weeks, defeated 12 top-25 ranked opponents, captured five SEC series and became a national story with a dramatic postseason run which included a seventh-inning rally to knock off the nation's No. 2 team in Michigan in Ann Arbor to advance to Super Regionals.

The 2011 Wildcats shattered 12 single-season UK records, including home runs (65), RBI (275) and batting average (.275). Individually, the Wildcats had a school-record five players earn National Fastpitch Coaches Association All-Region honors in Meagan Aull, Cervantes, Kara Dill, Riley and Megan Yocke. Following the end of the impressive 2011 season, Lawson was rewarded with a five-year contract extension keeping her at the helm of the Wildcat program through 2016. That contract has been extended several times since, including June of 2014, which keeps Lawson in UK blue through the 2020 season.

In 2010, the Wildcats charted a 32-27 record and entered into the national rankings for the first time in program history, while also knocking off five top-seven ranked opponents on the year. Behind the pitching tandem of sophomores Riley and Bell, the Wildcats broke school records in nearly every pitching category. Kentucky's offense continued to make strides as well with improvements in batting average, home runs, RBI and sacrifice hits for the third consecutive season under the direction of Lawson.

HEAD COACH RACHEL LAWSON (NINTH SEASON)

Lawson's impact on the program was immediate as many Wildcats broke into the school record books under her tutelage. Pitcher Amber Matousek became the first pitcher in 10 years to record 10 or more strikeouts in a game when the sophomore right-hander achieved the feat three times in the season. Johnson set the school record for most doubles (20) in a season, while rocketing up the school charts for career home runs, doubles, batting average, slugging percentage and on-base percentage.

During the season the head coach also charted her 100th career victory in a 5-1 UK triumph over Eastern Illinois on March 1. Lawson became the winningest head coach in program history on April 10, 2013 with win No. 182 against Eastern Kentucky in Richmond, Ky.

Lawson became just the third head coach in the history of the Kentucky softball program after spending three seasons at Western Kentucky. She also served as an assistant coach at Maryland from 1996-2002 and was the associate head coach of the Philadelphia Force professional team in 2006.

Lawson tallied a record of 92-84 (.523) during her tenure with the Hilltoppers. In her first season at WKU, she led the Toppers to a spot in the Sun Belt Conference Tournament championship game. Picked to finish last in the preseason poll, WKU tied for second in the conference standings after setting a school record with 12 Sun Belt victories. The Billings, Mont., native led WKU to a 33-24 record in 2005 and reached the 30-win plateau again in 2007.

Lawson and the Hilltoppers battled nine NCAA Regional participants in 2006, including four teams ranked in the top 25, while finishing third in the Sun Belt regular-season play. She guided the squad to wins over perennial powers Long Beach State, South Florida, Mississippi Valley, as well as No. 13 Louisiana-Lafayette and No. 21 Louisville. In fact, then-freshman pitcher Ryan Rogge tossed the school's third no hitter against the Ragin' Cajuns in WKU's 8-0 victory.

The win handed UL its first run-rule defeat in an SBC contest. Three Hilltoppers - Lathrop, Rolfs and Rogge - each earned SBC Player- and Pitcher-of-the-Week honors throughout the season, as Rolfs and outfielder Alana Towns notched all-conference honors.

Lawson was a two-time all-conference player at Massachusetts, where she was part of a program that advanced to the 1992 Women's College World Series, and has seven years experience as an assistant coach at Maryland.

During her four-year career at UMass, Lawson helped the Minutewomen post a combined record of 142-68 (67.6 percent) including a 39-3 (92.9 percent) Atlantic 10 mark. In addition to the 1992 WCWS appearance, she was a part of squads that also advanced to the NCAA Tournament her freshman season, won three A-10 Tournament titles and claimed the league regular-season championship four straight years.

Lawson was honored individually for her accomplishments on and off the field. She was both an All-Conference and All-Atlantic 10 Tournament performer in 1992 and 1994, and was also named to the A-10 Academic all-conference squad following each of her final two seasons.

Lawson joined the Maryland staff in 1996 and helped the Terrapins post six winning seasons in her seven years in College Park. Her responsibilities included recruiting, scheduling, organizing practice and travel, as well as running camps and clinics. In 1999, Lawson and company were selected the National Fastpitch Coaches Association Mid-Atlantic Coaching Staff of the Year after leading the Terrapins to a 51-23 record, their first ACC regular-season title and the championship game of the NCAA Region II Tournament.

During her time at Maryland, Lawson helped eight individuals earn NFCA all-region accolades -- with an All-America honoree in 1999 -- and nine players collected all-conference honors.

A 1994 graduate of Massachusetts with a degree in exercise science, Lawson also earned her master's degree in sports management from UMass in 1998. She is the daughter of Elaine and Gerald Lawson and has 12 siblings.

Before Lawson	Team	During Lawson
11	Seasons	9
1	Winning Seasons	8
242 (.373)	Wins. (Pct.)	322 (.602)
64	SEC Wins	107
11	Wins vs. Top 25	72
0	NCAA Tournaments	8
0	Super Regionals	4
0	WCWS	1
4	All-SEC Honors	33
94	SEC Academic Honor Roll Honorees	132

LAWSON YEAR-BY-YEAR AS HEAD COACH

Year	Team	Overall Record	Conference Record
2005	Western Kentucky	33-24	11-8
2006	Western Kentucky	29-28	8-7
2007	Western Kentucky	30-32	11-13
2008	Kentucky	17-37	3-25
2009	Kentucky	34-23	13-14
2010	Kentucky	32-27	13-15
2011	Kentucky	40-16	14-9
2012	Kentucky	30-30	15-13
2013	Kentucky	41-21	13-11
2014	Kentucky	50-19	13-11
2015	Kentucky	32-26	5-19
2016	Kentucky	46-14	17-7
2017	Kentucky	5-4	0-0
Total	13 Seasons	419-299	136-152
	At Kentucky	327-217	106-124
	At WKU	92-84	30-31

2008-Present: Kentucky, Head Coach

2005-07: Western Kentucky, Head Coach

2006: Associate Head Coach, Philadelphia Force

1996-2002: Assistant Coach, Maryland

CAREER RECORDS

Games Played

1. Leslie Kwiatkowski	254	(1998-2001)
2. Tiffany Kruse	252	(1998-2001)
3. Griffin Joiner	249	(2012-2015)
Christian Stokes	249	(2013-2016)
5. Sylvester Samuel	244	(2013-2016)
6. Nikki Sagermann	242	(2013-2016)
7. Andy Eilertson	239	(1999-2002)
8. Lauren Cumbess	236	(2011-2014)
Maisie Steed	236	(2013-2016)
10. Emily Jolly	235	(2011-2014)

HITTING

Hits

1. Leslie Kwiatkowski	285	(1998-2001)
2. Nikki Jones	268	(2000-2003)
3. Molly Johnson	264	(2007-2010)
4. Lyndsey Angus	239	(2000-2003)
5. Tiffany Kruse	224	(1998-2001)
Natalie Smith	224	(2007-2010)
7. Griffin Joiner	212	(2012-2015)
8. Meagan Aull	211	(2008-2011)
9. Kara Dill	201	(2010-2013)
10. Angie Del Pozzo	197	(1999-2002)

Runs Batted In

1. Brittany Cervantes	161	(2009-2012)
2. Griffin Joiner	143	(2012-2015)
3. Leslie Kwiatkowski	137	(1998-2001)
4. Molly Johnson	135	(2007-2010)
5. Nikki Sagermann	121	(2013-2016)
Lauren Cumbess	118	(2011-2014)
Tiffany Kruse	118	(1998-2001)
7. Megan Yocke	115	(2008-2011)
8. Katie Campbell	112	(2004-2007)
9. Lyndsey Angus	111	(2000-2003)
10. Angie Del Pozzo	103	(1999-2002)

Batting Average (min. 200 at bats)

1. Molly Johnson	.389	(2007-2010)
2. Nikki Jones	.365	(2000-2003)
3. Lyndsey Angus	.360	(2000-2003)
4. Leslie Kwiatkowski	.351	(1998-2001)
5. Kara Dill	.330	(2010-2013)
6. Natalie Smith	.329	(2007-2010)
7. Brooke Marnitz	.320	(2004-2007)
8. Megan Yocke	.315	(2008-2011)
9. Sylvester Samuel	.309	(2013-2016)
10. Meagan Aull	.305	(2008-2011)

Doubles

1. Molly Johnson	56	(2007-2010)
2. Leslie Kwiatkowski	47	(1998-2001)
3. Lyndsey Angus	44	(2000-2003)
4. Brittany Cervantes	42	(2009-2012)
Tiffany Kruse	42	(1998-2001)
Griffin Joiner	42	(2012-2015)
7. Angie Del Pozzo	38	(1999-2002)
8. Lauren Cumbess	37	(2011-2014)
9. Meagan Aull	36	(2008-2011)
10. Christian Stokes	34	(2013-2016)

Triples

1. Leslie Kwiatkowski	20	(1998-2001)
2. Tiffany Kruse	18	(1998-2001)

3. Nikki Jones	12	(2000-2003)
4. Meghan Cooper	10	(2002-2006)
Angie Del Pozzo	10	(1999-2002)
Molly Johnson	10	(2007-2010)
Megan Yocke	10	(2008-2011)
8. Kara Dill	9	(2010-2013)
Jessica Nance	9	(2002-2005)
Natalie Smith	9	(2007-2010)

Walks

1. Griffin Joiner	131	(2012-2015)
2. Megan Yocke	122	(2008-2011)
Nikki Sagermann	122	(2013-2016)
4. Brittany Cervantes	118	(2009-2012)
5. Lyndsey Angus	98	(2000-2003)
6. Destinee Mordecai	89	(2007-2010)
7. Maisie Steed	84	(2013-2016)
8. Brooke Marnitz	77	(2004-2007)
9. Christian Stokes	70	(2013-2016)
10. Samantha DeMartine	71	(2008-2011)

At-Bats

1. Leslie Kwiatkowski	811	(1998-2001)
2. Tiffany Kruse	764	(1998-2001)
3. Nikki Jones	734	(2000-2003)
4. Griffin Joiner	700	(2012-2015)
5. Meagan Aull	691	(2008-2011)
6. Natalie Smith	681	(2007-2010)
7. Molly Johnson	678	(2007-2010)
8. Christian Stokes	676	(2013-2016)
8. Angie Del Pozzo	664	(1999-2002)
Andy Eilertson	664	(1999-2002)
10. Lauren Cumbess	663	(2011-2014)
Lyndsey Angus	663	(2000-2003)

Runs Scored

1. Molly Johnson	161	(2007-2010)
2. Leslie Kwiatkowski	145	(1998-2001)
3. Brittany Cervantes	139	(2009-2012)
4. Nikki Jones	138	(2000-2003)
5. Lyndsey Angus	136	(2000-2003)
Megan Yocke	136	(2008-2011)
7. Christian Stokes	125	(2013-2016)
8. Kara Dill	119	(2010-2013)
Sylvester Samuel	119	(2013-2016)
10. Meagan Aull	117	(2008-2011)

Home Runs

1. Brittany Cervantes	48	(2009-2012)
2. Griffin Joiner	35	(2012-2015)
Molly Johnson	35	(2007-2010)
4. Nikki Sagermann	34	(2013-2016)
5. Brooke Marnitz	31	(2004-2007)
6. Katie Campbell	30	(2004-2007)
7. Christian Stokes	27	(2013-2016)
8. Lauren Cumbess	26	(2011-2014)
9. Megan Yocke	25	(2008-2011)
Maisie Steed	25	(2013-2016)

Slugging Pct. (min. 200 at bats)

1. Molly Johnson	.656	(2007-2010)
2. Brittany Cervantes	.577	(2009-2012)
3. Brooke Marnitz	.575	(2004-2007)
4. Nikki Sagermann	.523	(2013-Pres.)
5. Griffin Joiner	.519	(2012-2015)

6. Leslie Kwiatkowski	.518	(1998-2001)
Megan Yocke	.518	(2008-2011)
8. Lyndsey Angus	.510	(2000-2003)
9. Nikki Sagermann	.508	(2013-2016)
10. Katie Campbell	.500	(2004-2007)

Total Bases

1. Molly Johnson	445	(2007-2010)
2. Leslie Kwiatkowski	420	(1998-2001)
3. Brittany Cervantes	370	(2009-2012)
4. Griffin Joiner	363	(2012-2015)
5. Lyndsey Angus	338	(2000-2003)
6. Tiffany Kruse	323	(1998-2001)
7. Megan Yocke	322	(2008-2011)
8. Nikki Sagermann	320	(2013-2016)
9. Christian Stokes	313	(2013-2016)
10. Nikki Jones	312	(2000-2003)

Stolen Bases

1. Sylvester Samuel	84	(2013-2016)
2. Leslie Kwiatkowski	82	(1998-2001)
3. Meagan Aull	71	(2008-2011)
4. Beth Fogel	70	(1999-2002)
5. Molly Johnson	66	(2007-2010)
6. Jessica Nance	64	(2002-2005)
7. Kara Dill	57	(2010-2013)
8. Nikki Jones	35	(2000-2003)
9. Angie Dal Pozzo	32	(1999-2002)
10. Megan Yocke	29	(2008-2011)
Maisie Steed	29	(2013-2016)

FIELDING

Fielding Pct. (min. 100 chances)

1. Jenny Schaper	.994	(2016-Pres.)
2. Griffin Joiner	.992	(2012-2015)
Megan Yocke	.992	(2008-2011)
4. Lauren Cumbess	.985	(2011-2014)
Jamie Dardis	.985	(2000-2002)
6. Maisie Steed	.984	(2013-2016)
7. Sam. DeMartine	.983	(2008-2011)
8. Lorie Horner	.982	(1997-2008)





CAREER RECORDS

Katie Campbell	.982	(2004-2007)
10. Alli Eckman	.981	(2005-2007)

Putouts

1. Griffin Joiner	1,557	(2012-2015)
2. Megan Yocke	1,203	(2008-2011)
3. Megan Glenn	1,117	(2003-2006)
4. Maisie Steed	1,051	(2013-2016)
5. Sam. DeMartine	1,041	(2008-2011)
6. Andy Eilertson	1,038	(1999-2002)
7. Lauren Cumbess	931	(2011-2014)
8. Katie Campbell	664	(2004-2007)
9. Lyndsey Angus	662	(2000-2003)
10. Nikki Jones	619	(2000-2003)

Assists

1. Angie Del Pozzo	552	(1999-2002)
2. Christian Stokes	517	(2013-2016)
3. Molly Johnson	510	(2007-2010)
4. Rachel Friberg	475	(2001-2004)
5. Meghan Cooper	452	(2002-2006)
6. Nikki Sagermann	450	(2013-2016)
7. Nikki Jones	416	(2000-2003)
8. Brittany Cervantes	374	(2009-2012)
9. Brooke Marnitz	364	(2004-2007)
10. Andy Eilertson	294	(1999-2002)

PITCHING

Appearances

1. Kelsey Nunley	171	(2013-2016)
2. Keary Camunas	158	(1997-2000)
3. Chanda Bell	143	(2009-2012)
4. Amy Kendall	133	(2003-2006)
5. Jennifer Howland	105	(1999-2002)
6. Rachel Riley	97	(2009-2012)
7. Amber Matousek	90	(2007-2010)
8. Meagan Prince	86	(2013-Pres.)
9. Morgan Marr	80	(2000-2002)
10. Meghan Cooper	75	(2002-2006)

Innings Pitched

1. Kelsey Nunley	943.1	(2013-2016)
2. Keary Camunas	897.2	(1997-2000)
3. Chanda Bell	724.0	(2009-2012)
4. Amy Kendall	586.0	(2003-2006)
5. Rachel Riley	477.1	(2009-2012)
6. Jennifer Howland	476.2	(1999-2002)
7. Amber Matousek	442.0	(2007-2010)
8. Morgan Marr	371.0	(2000-2002)
9. Meagan Prince	364.1	(2013-Pres.)
10. Meghan Cooper	340.2	(2002-2006)

Games Started

1. Keary Camunas	137	(1997-2000)
2. Kelsey Nunley	117	(2013-2016)
3. Chanda Bell	105	(2009-2012)
4. Amy Kendall	84	(2003-2006)
5. Amber Matousek	77	(2007-2010)
6. Jennifer Howland	74	(1999-2002)
7. Morgan Marr	61	(2000-2002)
8. Lauren Cumbess	57	(2011-2014)
Rachel Riley	57	(2009-2012)
10. Meagan Prince	53	(2014-Pres.)

ERA (min. 100 IP)

1. Kelsey Nunley	1.96	(2013-2016)
2. Keary Camunas	2.49	(1997-2000)
3. Chanda Bell	2.55	(2009-2012)
4. Shannon Smith	2.58	(2013-2016)
5. Meagan Prince	2.63	(2014-Pres.)
Shannon Smith	2.63	(2014-Pres.)
6. Rachel Riley	2.68	(2009-2012)
7. Lauren Cumbess	2.83	(2011-2014)
8. Jessica Trueblood	2.99	(2006)
9. Gretchen Prugh	3.03	(2004)
10. Morgan Marr	3.08	(2000-2002)

Opponent Batting Avg. (min. 250 batters faced)

1. Chanda Bell	.200	(2009-2012)
----------------	------	-------------

2. Shannon Smith	.202	(2014-Pres.)
3. Kelsey Nunley	.211	(2013-2016)
4. Lauren Cumbess	.215	(2011-2014)
5. Gretchen Prugh	.238	(2004)
6. Meagan Prince	.244	(2014-Pres.)
7. Keary Camunas	.247	(1997-2000)
8. Rachel Riley	.255	(2009-2012)
9. Jessica Trueblood	.258	(2006)

Strikeouts

1. Chanda Bell	910	(2009-2012)
2. Kelsey Nunley	809	(2013-2016)
2. Keary Camunas	550	(1997-2000)
4. Amy Kendall	302	(2003-2006)
5. Meagan Prince	299	(2014-Pres.)
5. Rachel Riley	259	(2009-2012)
6. Lauren Cumbess	257	(2011-2014)
7. Amber Matousek	252	(2007-2010)
8. Shannon Smith	168	(2014-Pres.)
8. Jennifer Howland	137	(1999-2002)
9. Ellen Weaver	122	(2011-2013)
Morgan Marr	122	(2000-2002)

Wins

1. Kelsey Nunley	92	(2013-2016)
2. Chanda Bell	68	(2009-2012)
3. Keary Camunas	54	(1997-2000)
4. Meagan Prince	44	(2014-Pres.)
5. Rachel Riley	40	(2009-2012)
6. Amy Kendall	31	(2003-2006)
7. Lauren Cumbess	29	(2011-2014)
Morgan Marr	29	(2000-2002)
9. Amber Matousek	28	(2007-2010)
10. Jennifer Howland	27	(1999-2002)

Saves

1. Kelsey Nunley	9	(2013-2016)
2. Chanda Bell	6	(2009-2012)
3. Keary Camunas	5	(1997-2000)
Meagan Prince	5	(2014-Pres.)



SINGLE SEASON RECORDS

Games Played

1. Joiner/Stokes/Sagermann/Samuel	69	(2014)
2. Lauren Cumbess	67	(2014)
Tiffany Kruse	67	(1999)
Leslie Kwiatkowski	67	(1999)
3. Jennifer Howland	66	(1999)
4. Andy Eilertson	65	(2000)
Nikki Jones	65	(2000)
Tiffany Kruse	65	(2000)
7. Leslie Kwiatkowski	64	(2000)

Hits

1. Molly Johnson	81	(2009)
2. Leslie Kwiatkowski	80	(2000)
3. Leslie Kwiatkowski	77	(1999)
4. Tiffany Kruse	72	(1999)
5. Kara Dill	71	(2012)
Nikki Jones	71	(2003)
Leslie Kwiatkowski	71	(1998)
8. Molly Johnson	69	(2010)
9. Meagan Aull	68	(2011)
Nikki Jones	68	(2002)

Home Runs

1. Brooke Marnitz	21	(2007)
2. Brittany Cervantes	15	(2011)
3. Nikki Sagermann	13	(2014)
Brittany Cervantes	13	(2012)
Molly Johnson	13	(2010)
Lauren Cumbess	13	(2013)
7. Katie Campbell	12	(2007)
Amber Janneck	12	(2004)
9. Griffin Joiner	11	(2015)
Megan Yocke	11	(2011)
10. Griffin Joiner	10	(2013, 2014)
Lauren Cumbess	10	(2014)
Meagan Aull	10	(2011)
Brittany Cervantes	10	(2010)
Brittany Cervantes	10	(2009)
Samantha DeMartine	10	(2011)
Abbey Cheek	10	(2016)

HITTING

Batting Average

1. Nikki Jones	.442	(2002)
2. Molly Johnson	.433	(2009)
3. Molly Johnson	.401	(2008)
4. Brooke Marnitz	.399	(2007)
5. Leslie Kwiatkowski	.398	(2000)
6. Nikki Jones	.388	(2003)
7. Lyndsey Angus	.384	(2003)
8. Kara Dill	.377	(2011)
9. Molly Johnson	.375	(2010)
10. Leslie Kwiatkowski	.372	(1999)

Doubles

1. Molly Johnson	20	(2008)
2. Tiffany Kruse	16	(2000)
Leslie Kwiatkowski	16	(2001)
4. Brittany Cervantes	15	(2012)
5. Griffin Joiner	14	(2013)
Molly Johnson	14	(2009)
7. Christian Stokes	13	(2014)
Lyndsey Angus	13	(2002)
9. Lauren Cumbess	12	(2013, 2014)
Lyndsey Angus	12	(2000)
Meagan Aull	12	(2009)
Leslie Kwiatkowski	12	(1998)
Brooke Marnitz	12	(2006)
Brooklin Hinz	12	(2016)

Runs Batted In

1. Brooke Marnitz	61	(2007)
2. Brittany Cervantes	52	(2011)
Abbey Cheek	52	(2016)
4. Leslie Kwiatkowski	50	(2000)
5. Nikki Sagermann	49	(2014)
6. Griffin Joiner	43	(2015)
Leslie Kwiatkowski	43	(1999)
Lauren Cumbess	43	(2013)
9. Katie Campbell	42	(2006)
10. Lauren Cumbess	41	(2014)
Griffin Joiner	41	(2013)

At-Bats

1. Nikki Jones	212	(2000)
2. Tiffany Kruse	208	(1999)
3. Leslie Kwiatkowski	207	(1999)
4. Leslie Kwiatkowski	206	(1998)
5. Lauren Cumbess	203	(2014)
6. Kara Dill	202	(2012)
7. Jennifer Howland	201	(1999)
Leslie Kwiatkowski	201	(2000)
Lauren Cumbess	201	(2013)
10. Tiffany Kruse	199	(2000)

Triples

1. Tiffany Kruse	7	(2000)
2. Angie Del Pozzo	6	(2001)
Leslie Kwiatkowski	6	(2000)
Leslie Kwiatkowski	6	(1998)
5. Kara Dill	5	(2012)
Nikki Jones	5	(2003)
Tiffany Kruse	5	(1999)
Megan Yocke	5	(2009)

Runs Scored

1. Brittany Cervantes	55	(2011)
2. Molly Johnson	53	(2009)
3. Molly Johnson	48	(2010)
4. Megan Yocke	47	(2011)
5. Kara Dill	44	(2011)
6. Leslie Kwiatkowski	43	(2000)
7. Brooke Marnitz	42	(2007)
Abbey Cheek	42	(2016)
8. Meagan Aull	41	(2011)
9. Leslie Kwiatkowski	40	(1999)
10. Nikki Jones	39	(2000)

Total Bases

1. Brooke Marnitz	137	(2007)
2. Molly Johnson	130	(2009)
3. Molly Johnson	125	(2010)
4. Leslie Kwiatkowski	117	(1999)
5. Lauren Cumbess	116	(2013)
6. Leslie Kwiatkowski	115	(2000)
7. Meagan Aull	112	(2011)
8. Angie Del Pozzo	110	(2001)
9. Lauren Cumbess	108	(2014)
Brittany Cervantes	108	(2012)
11. Brittany Cervantes	105	(2011)
Molly Johnson	105	(2008)



Megan Yocke



SINGLE SEASON RECORDS

On-Base Pct.

1. Molly Johnson	.498	(2009)
2. Brittany Cervantes	.490	(2011)
3. Megan Yocke	.483	(2011)
4. Lyndsey Angus	.478	(2003)
5. Molly Johnson	.472	(2008)
6. Nikki Jones	.466	(2002)
7. Brooke Marnitz	.454	(2007)
8. Griffin Joiner	.451	(2014)
9. Molly Johnson	.450	(2010)
10. Lyndsey Angus	.444	(2002)

Slugging Pct.

1. Brooke Marnitz	.895	(2007)
2. Molly Johnson	.695	(2009)
3. Molly Johnson	.679	(2010)
4. Brittany Cervantes	.677	(2011)
5. Molly Johnson	.669	(2008)
6. Katie Campbell	.640	(2007)
7. Becky Bishop	.632	(2007)
8. Brittany Cervantes	.615	(2012)
9. Rachel Riley	.611	(2011)
10. Megan Yocke	.604	(2011)

Sacrifice Hits

1. Beth Fogle	13	(2001)
Megan Yocke	13	(2009)
3. Lorie Melchi	12	(2003)
Megan Yocke	12	(2010)
5. Sylver Samuel	11	(2013, 2014)
Michelle Bucci	11	(1997)
Beth Fogle	11	(2000)
Jennifer Howland	11	(1999)
Stephanie Thompson	11	(1998)
Megan Yocke	11	(2008)

Sacrifice Flies

1. Alice O'Brien	5	(2013)
2. Nikki Sagermann	4	(2014)
Lyndsey Angus	4	(2000)
Rachel Friberg	4	(2002)
Brooke Marnitz	4	(2004)
7. Lauren Cumbess	3	(2014)
Meagan Aull	3	(2011)
Meagan Aull	3	(2009)
Meghan Cooper	3	(2004)
Angie Dal Pozzo	3	(2002)
Andy Eilertson	3	(2000)
Lorie Horner	3	(1997)
Brooke Marnitz	3	(2007)
Abbey Cheek	3	(2016)
Katie Reed	3	(2016)

Stolen Bases

1. Beth Fogle	34	(1999)
2. Leslie Kwiatkowski	28	(2000)
3. Meagan Aull	26	(2009)
4. Molly Johnson	24	(2009)
5. Sylver Samuel	23	(2016)
6. Leslie Kwiatkowski	22	(1999)
7. Sylver Samuel	21	(2013)
Kara Dill	21	(2012)

Jessica Nance	21	(2004)
10. Sylver Samuel	20	(2014, 2015)
Kara Dill	20	(2011)
Molly Johnson	20	(2010)

Walks

1. Brittany Cervantes	48	(2011)
2. Griffin Joiner	47	(2014)
Megan Yocke	47	(2011)
4. Griffin Joiner	36	(2015)
5. Nikki Sagermann	35	(2016)
6. Maisie Steed	34	(2013)
7. Brittany Cervantes	33	(2012)
8. Griffin Joiner	32	(2015)
9. Brooke Marnitz	31	(2006)
10. Nikki Sagermann	30	(2015)
Ansley Smith	30	(2014)

Hit by Pitch

1. Meghan Cooper	16	(2006)
2. Ansley Smith	15	(2014)
3. Emily Gaines	13	(2014)
4. Griffin Joiner	12	(2012)
5. Molly Johnson	10	(2008)
Molly Johnson	10	(2009)
Molly Johnson	10	(2010)
8. Ansley Smith	9	(2015)
Meagan Aull	9	(2009)
Samantha DeMartine	9	(2011)
Amber Janneck	9	(2005)
Leslie Kwiatkowski	9	(2001)

FIELDING

Putouts

1. Griffin Joiner	442	(2014)
2. Jenny Schaper	399	(2016)
3. Griffin Joiner	390	(2012)
4. Jamie Dardis	382	(2000)
Griffin Joiner	382	(2015)
6. Megan Yocke	369	(2010)
7. Megan Glenn	366	(2006)
8. Samantha DeMartine	363	(2009)

Assists

1. Christian Stokes	167	(2014)
Angie Dal Pozzo	167	(2001)
3. Lindsay Houser	148	(1998)
4. Angie Dal Pozzo	143	(1999)
Molly Johnson	143	(2009)
6. Nikki Sagermann	141	(2014)
7. Christian Stokes	140	(2015)
8. Molly Johnson	131	(2010)
9. Angie Dal Pozzo	129	(2002)
Rachel Friberg	129	(2003)

Fielding Pct.

1. Griffin Joiner	1.000	(2015)
Emily Jolly	1.000	(2014)
Maisie Steed	1.000	(2014)
Meagan Aull	1.000	(2009)
Michelle Bucci	1.000	(1999)
Beth Fogle	1.000	(2002)
Jennifer Howland	1.000	(2001)
7. Griffin Joiner	.998	(2014)
8. Megan Yocke	.997	(2011)
Megan Yocke	.997	(2009)
10. Katie Campbell	.996	(2006)



Meagan Aull

SINGLE SEASON RECORDS

PITCHING

ERA (min. 10 appearances)

1. Kelsey Nunley	1.27	(2016)
2. Keary Camunas	1.68	(2000)
3. Kelsey Nunley	1.88	(2014)
4. Meagan Prince	1.85	(2016)
5. Lauren Cumbess	1.99	(2011)
6. Lauren Cumbess	2.07	(2014)
7. Kelsey Nunley	2.14	(2013)
8. Chanda Bell	2.24	(2011)
9. Jennifer Howland	2.30	(2000)
10. Rachel Riley	2.35	(2009)

Win-loss pct. (min. 10 appearances)

1. Shannon Smith	1.000 (3-0)	(2016)
2. Ellen Weaver	.857 (6-1)	(2011)
3. Kelsey Nunley	.777 (21-6)	(2016)
Meagan Prince	.777 (21-6)	(2016)
5. Lauren Cumbess	.750 (6-2)	(2011)
6. Lauren Cumbess	.731 (30-11)	(2014)
7. Kelsey Nunley	.731 (30-11)	(2014)
8. Rachel Riley	.722 (13-5)	(2011)
9. Kelsey Nunley	.711 (27-11)	(2013)
10. Chanda Bell	.704 (19-8)	(2009)

Wins

1. Kelsey Nunley	30	(2014)
2. Kelsey Nunley	27	(2013)
3. Kelsey Nunley	21	(2016)
Meagan Prince	21	(2016)
5. Chanda Bell	19	(2009)
Keary Camunas	19	(2000)
7. Chanda Bell	18	(2010)
8. Morgan Marr	17	(2001)
9. Chanda Bell	16	(2012)
10. Chanda Bell	15	(2011)
Keary Camunas	15	(1998)

Saves

1. Kelsey Nunley	5	(2015)
2. Chanda Bell	4	(2012)
Keary Camunas	4	(1999)
Jessica Trueblood	4	(2006)
5. Kelsey Nunley	2	(2013)
Meghan Cooper	2	(2002)
Jennifer Young	2	(2007)
Meagan Prince	2	(2016)

Innings Pitched

1. Kelsey Nunley	282.1	(2014)
2. Kelsey Nunley	268.2	(2013)
3. Keary Camunas	251.1	(1998)
4. Amy Kendall	229.0	(2003)
5. Keary Camunas	226.2	(1999)
6. Keary Camunas	225.2	(2000)
7. Chanda Bell	219.1	(2010)
8. Kelsey Nunley	211.0	(2015)
9. Morgan Marr	195.2	(2001)
10. Keary Camunas	194.0	(1997)

Appearances

1. Samantha Allen	49	(2005)
2. Kelsey Nunley	47	(2013)

3. Kelsey Nunley	45	(2014)
4. Keary Camunas	43	(1999)
5. Kelsey Nunley	42	(2015)
6. Keary Camunas	41	(2000)
7. Keary Camunas	40	(1998)
Amy Kendall	40	(2003)
9. Chanda Bell	39	(2012)
10. Chanda Bell	37	(2010)
Morgan Marr	37	(2001)
Kelsey Nunley	37	(2016)

Games Started

1. Keary Camunas	37	(1998)
2. Kelsey Nunley	36	(2014)
Keary Camunas	36	(2000)
4. Chanda Bell	34	(2010)
Keary Camunas	34	(1999)
6. Amy Kendall	32	(2003)
7. Morgan Marr	31	(2001)
8. Kelsey Nunley	30	(2015)
Keary Camunas	30	(1997)
10. Samantha Allen	29	(2005)
Amber Matousek	29	(2008)

Complete Games

1. Keary Camunas	33	(1998)
2. Kelsey Nunley	31	(2014)
3. Amy Kendall	29	(2003)
Keary Camunas	28	(2000)
5. Chanda Bell	26	(2010)
Keary Camunas	26	(1999)
Amber Matousek	26	(2008)
8. Jessica Trueblood	25	(2006)
Kelsey Nunley	25	(2013)
10. Keary Camunas	23	(1997)
Morgan Marr	23	(2001)

Shutouts

1. Keary Camunas	9	(2000)
2. Kelsey Nunley	7	(2014)
Kelsey Nunley	7	(2016)
Chanda Bell	7	(2011)
4. Keary Camunas	6	(1998)
5. Rachel Riley	5	(2010)
Meagan Prince	5	(2016)
6. Kelsey Nunley	4	(2015)
Chanda Bell	4	(2010)
Keary Camunas	4	(1999)
Jennifer Howland	4	(2000)
Rachel Riley	4	(2011)

Strikeouts

1. Chanda Bell	288	(2010)
2. Kelsey Nunley	219	(2014)
3. Chanda Bell	216	(2009)
4. Chanda Bell	205	(2011)
5. Kelsey Nunley	203	(2016)
6. Chanda Bell	201	(2012)
7. Kelsey Nunley	194	(2015)
8. Kelsey Nunley	193	(2013)
9. Keary Camunas	164	(1999)
10. Keary Camunas	149	(1998)

Opponent Batting Avg. (min. 200 at-bats)

1. Chanda Bell	.175	(2011)
2. Kelsey Nunley	.178	(2016)
3. Lauren Cumbess	.193	(2012)
4. Chanda Bell	.200	(2010)
5. Lauren Cumbess	.201	(2011)
6. Lauren Cumbess	.203	(2014)
7. Chanda Bell	.208	(2012)
8. Kelsey Nunley	.213	(2014)
9. Kelsey Nunley	.215	(2013)
10. Meagan Prince	.214	(2016)



Keary Camunas



Jessica Trueblood



GAME RECORDS

HITTING

At-bats

6	Christian Stokes	vs. South Carolina	4/18/15
	Lauren Cumbess	at Ole Miss	4/13/14
	Kara Dill	at USC Upstate	2/24/13
	Nikki Jones	vs. Arkansas	4/27/03
	Jackie Haynes	vs. Middle Tennessee State	4/1/97
	Michelle Bucci	vs. Middle Tennessee State	4/1/97
	Jacki Haynes	vs. Mississippi State	4/11/97

Runs Scored

4	Griffin Joiner	vs. UNC	3/12/13
	Lyndsey Angus	vs. Belmont	2/23/02
	Angie Dal Pozzo	vs. Akron	3/9/01
	Beth Fogle	vs. Tennessee Tech	2/18/00
	Molly Johnson	vs. Ohio State	4/16/08
	Megan Yocke	vs. Indiana	4/1/08

Hits

5	Christian Stokes	vs. Long Beach State	2/19/15
	Beth Fogle	vs. Morehead State	3/5/02

RBI

6	Nikki Sagermann	at Alabama	5/5/13
	Griffin Joiner	vs. UNC	3/12/13
	Leslie Kwiatkowski	vs. Eastern Kentucky	3/1/00
	Brooke Marnitz	vs. Southern Miss.	2/10/07
	Rachel Riley	at Austin Peay	4/6/11

Doubles

3	Christian Stokes	vs. South Carolina	4/18/15
	Molly Johnson	vs. Indiana	4/1/08
	Emily Jolly	vs. DePaul	2/12/11

Triples

3	Meghan Cooper	vs. Kent State	2/17/06
---	---------------	----------------	---------

Home Runs

2 (28 times)	Last: Katie Reed	at San Diego St.	2/18/16
--------------	------------------	------------------	---------

Total Bases

10	Griffin Joiner	vs. UNC	3/12/13
	Brooke Marnitz	vs. Indiana State	2/25/06
	Angie Dal Pozzo	vs. Akron	3/9/01

Walks

4 (2 times)	Last: Griffin Joiner	at Texas	2/16/14
-------------	----------------------	----------	---------

Strikeouts

4 (8 times)	Last: Emily Gaines	vs. DePaul	5/18/14
-------------	--------------------	------------	---------

Sacrifice Hits

2 (42 times)	Last: Sylvester Samuel	vs. Albany	3/5/16
--------------	------------------------	------------	--------

Sacrifice Flies

2	Annie Rowlands	at South Carolina	4/23/11
---	----------------	-------------------	---------

Stolen Bases

4	Meagan Aull	vs. Kent State	3/24/09
---	-------------	----------------	---------

Hit By Pitch

3	Ashley Dimkich	vs. Youngstown State	3/4/06
---	----------------	----------------------	--------

FIELDING

Putouts

21	Megan Yocke	vs. Tennessee Tech	4/16/11
----	-------------	--------------------	---------

Assists

9	Amber Janneck	vs. Eastern Kentucky	4/6/05
	Amber Janneck	vs. Western Kentucky	4/13/05
	Molly Johnson	vs. Florida	4/11/09

Angie Dal Pozzo

vs. Louisville 4/18/01

Errors

4	Brooke Marnitz	vs. Alabama	3/21/04
	Nikki Jones	vs. Morehead State	3/5/02
	Angie Dal Pozzo	vs. Texas-San Antonio	2/10/01
	Meredith Seales	vs. UNC Greensboro	2/22/97

Passed Balls

4	Alli Eckman	vs. Ole Miss	3/12/05
---	-------------	--------------	---------

PITCHING

Innings Pitched

11.0	Keary Camunas	vs. Campbell	2/21/98
11.0	Rachel Riley	at Arkansas	3/16/11

Fewest Hits Allowed

0	17 Times	Last: Meagan Prince	vs. Northern Kentucky 3/22/16
---	----------	---------------------	-------------------------------

Perfect Game

	Chanda Bell	at Austin Peay (Game 1)	4/6/11
	Rachel Riley	at Austin Peay (Game 2)	4/6/11

Runs Allowed

16	Lorie Horner	vs. Alabama	3/21/98
	Jennifer Young	vs. Indiana	4/1/08

Earned Runs Allowed

13	Amber Matousek	vs. Alabama	3/22/08
	Amber Matousek	vs. LSU	4/9/08

Walks Allowed

9	Jennifer Young	vs. Indiana	4/1/08
---	----------------	-------------	--------

Strikeouts

16	Chanda Bell	vs. Colorado State	2/25/11
16	Chanda Bell	vs. Tennessee Tech	4/16/11

Hits Allowed

18	Lorie Horner	vs. Alabama	3/21/98
18	Rachel Riley	at Georgia	4/10/11

Doubles Allowed

8	Jennifer Howland	vs. Akron	3/9/01
---	------------------	-----------	--------

Triples Allowed

2	Samantha Allen	vs. Cal-Poly	2/12/05
	Jennifer Howland	vs. Georgia	3/7/01
	Lorie Horner	vs. Missouri	2/15/97

Home Runs Allowed

6	Amber Matousek	vs. Alabama	3/22/08
---	----------------	-------------	---------

Hit Batters

8	Kelsey Nunley	vs. Miss. State	5/7/14
---	---------------	-----------------	--------





TEAM RECORDS

TEAM RECORDS-GAME

Hitting

At Bats:	43 at Ole Miss	4/13/14
Runs Scored:	18 2x, last vs. UNC.....	3/12/13
Hits:	18 vs. Indiana	3/18/00
Doubles:	6 twice, last at Miami (OH)	3/17/09
Triples:	4 vs. Louisville	4/10/02
Home Runs:	5 2x, last at Ole Miss	4/13/14
RBI:	18 vs. UNC.....	3/12/13
Total Bases:	33 3x, last at MTSU	4/17/13
Walks:	13 vs. Indiana	3/2/08
Strikeouts:	18 vs. WKU.....	4/23/15
Stolen Bases:	8 vs. Samford	3/20/99

Fielding

Putouts:	33 5x, last vs. South Carolina	4/18/15
Assists:	25 at South Carolina	5/2/09
Errors:	7 vs. Texas-San Antonio.....	2/10/01
Double Plays:	3 seven times, last vs. SIU	2/13/15

Pitching

Innings Pitched:	11 5x, last vs. South Carolina	4/18/15
Runs Allowed:	18 vs. Florida.....	3/17/01
Earned Runs Allowed:	17 2x, last vs. Georgia	3/28/10
Hits Allowed:	19 vs. Arkansas	3/31/07
Fewest Hits Allowed:	0 17x, last vs. NKU.....	3/22/16
Doubles Allowed:	8 vs. Akron	3/9/01
Triples Allowed:	3 vs. Georgia	3/7/01
Home Runs Allowed:	6 vs. Alabama.....	3/22/08
Walks Allowed:	9 4x, last at Alabama.....	5/4/13
Strikeouts:	20 vs. Tennessee Tech.....	4/16/11

TEAM RECORDS-SEASON

Hitting

Batting Average:295 2011
At Bats:	1,797 2014
Runs Scored:	319 2014
Hits:	477 2000
Doubles:	80 2014
Triples:	18 2000, 2001, 2002
Home Runs:	71 2014
RBI:	280 2011
Total Bases:	783 2014
Walks:	219 2014
Strikeouts:	426 2004
Stolen Bases:	89 1999

Fielding

Fielding Percentage:972 2006
Putouts:	1,455 2014
Assists:	673 2001
Errors:	131 1997
Double Plays:	32 2002

Pitching

Lowest ERA:	1.71 2016
Lowest Opponents Batting Average:191 2016
Innings Pitched:	485.0 2014
Runs Allowed:	333 2005
Fewest Runs Allowed:	130 2016
Earned Runs Allowed:	253 2005
Fewest Earned Runs Allowed:	98 2016
Hits Allowed:	523 2005
Fewest Hits Allowed:	250 2016
Doubles Allowed:	101 2003
Fewest Doubles Allowed:	44 2016
Triples Allowed:	16 1997
Fewest Triples Allowed:	2 2004
Home Runs Allowed:	58 2008
Fewest Home Runs Allowed:	10 1997
Walks Allowed:	182 2013
Fewest Walks Allowed:	93 1997
Strikeouts:	403 2014
Shutouts:	16 2000

TEAM RECORDS-SEASON

Games played	69 2014
Wins	50 2014
Losses	44 1997 & 1999
Highest winning percentage781 (43-12) 2016
Lowest winning percentage.....	.185 (10-44) 1997
Seasons team fielded	18 (first in 1997)
Winning seasons.....	8 (last in 2016)
Losing seasons.....	11 (last in 2008)
First tie.....	UK 2, Texas-Arlington 2 (2/15/04)
Overall record	561-615-1 (.462)
Longest coaching tenure..... Rachel Lawson, 10 yrs.....(2008-Pres.)		
..... Beth Pruitt, 8 yrs. (1997-2004)

Consecutive losses.....	21 3/15/03-4/13/03
Consecutive wins.....	12 2/6/14-2/21/14
Consecutive shutout wins:	4 2/20/16 - 2/27/16
Consecutive shutout losses:	6 3/29/06-4/2/06
Consecutive games without an error:	6 3/6/15 - 3/15/15
Extra-inning games:	10 2014
Extra-inning wins:	8 2014
Consecutive games with a stolen base:	16 2/17/02-3/17/02
Consecutive games with a double:	12 3/16/02-4/6/02
Consecutive games without extra-base hit:	5 3/9/97-3/12/97
Most Combined Runs in a Game:	29 (4/1/08 Indiana 16, UK 13)
Largest Margin of Victory:	18 3/12/13 vs. UNC



SINGLE SEASON RECORDS BY CLASS

HITTING

Batting Average

Senior	Brooke Marnitz	.399	2007
Junior	Nikki Jones	.442	2002
Soph.	Molly Johnson	.401	2008
Fresh.	Natalie Smith	.370	2007

Hits

Senior	Nikki Jones	71	2003
Junior	Molly Johnson	81	2009
Soph.	Leslie Kwiatkowski	77	1999
Fresh.	Leslie Kwiatkowski	71	1998

Doubles

Senior	Leslie Kwiatkowski	16	2001
Junior	Tiffany Kruse	16	2000
Soph.	Molly Johnson	20	2008
Fresh.	Lyndsey Angus	12	2000

Triples

Senior	Nikki Jones	5	2003
Junior	Tiffany Kruse	7	2000
Soph.	Tiffany Kruse	5	1999
Fresh.	Leslie Kwiatkowski	6	1998

Home Runs

Senior	Brooke Marnitz	21	2007
Junior	Brittany Cervantes	15	2011
Soph.	Nikki Sagermann	13	2014
Fresh.	Amber Janneck	12	2004

Runs Batted In

Senior	Brooke Marnitz	61	2007
Junior	Brittany Cervantes	52	2011
Soph.	Nikki Sagermann	49	2014
Fresh.	Abbey Cheek	52	2016

Runs Scored

Senior	Molly Johnson	48	2010
Junior	Brittany Cervantes	55	2011
Soph.	Kara Dill	44	2011
Fresh.	Abbey Cheek	42	2016

Total Bases

Senior	Brooke Marnitz	137	2007
Junior	Molly Johnson	130	2009
Soph.	Leslie Kwiatkowski	117	1999
Fresh.	Abbey Cheek	99	2016

On Base Pct.

Senior	Megan Yocke	.483	2011
Junior	Molly Johnson	.498	2009
Soph.	Molly Johnson	.472	2008
Fresh.	Nikki Sagermann	.423	2013

Slugging Pct.

Senior	Brooke Marnitz	.895	2007
Junior	Molly Johnson	.695	2009
Soph.	Molly Johnson	.669	2008
Fresh.	Abbey Cheek	.576	2016

Sacrifice Hits

Senior	Tiffany Kruse	9	2001
Junior	Beth Fogle	13	2001
Soph.	Megan Yocke	13	2009
Fresh.	Lorie Melchi	12	2003

Sacrifice Flies

Senior	Alice O'Brien	5	2013
Junior	Lorie Horner,	3	1997
Soph.	Nikki Sagermann	4	2014
	Rachel Friberg	4	2002
Fresh.	Lyndsey Angus	4	2000
	Brooke Marnitz	4	2004

Stolen Bases

Senior	Sylver Samuel	23	2016
Junior	Leslie Kwiatkowski	28	2000
Soph.	Meagan Aull	26	2009
Fresh.	Beth Fogle	34	1999

Walks

Senior	Megan Yocke	47	2011
Junior	Brittany Cervantes	48	2011
Soph.	Ansley Smith	30	2014
Fresh.	Maisie Steed	44	2013

Hit by Pitch

Senior	Meghan Cooper,	16	2006
Junior	Molly Johnson	10	2009
Soph.	Ansley Smith	15	2014
Fresh.	Griffin Joiner	12	2012

FIELDING

Putouts

Senior	Maisie Steed	385	2016
Junior	Griffin Joiner	442	2014
Soph.	Griffin Joiner	343	2013
Fresh.	Jenny Schaper	399	2016

Assists

Senior	Molly Johnson	131	2010
Junior	Angie Dal Pozzo	167	2001
Soph.	Christian Stokes	167	2014
Fresh.	Angie Dal Pozzo	143	1999

Fielding Pct.

Senior	Griffin Joiner	1.000	2015
	Beth Fogle	1.000	2002
Junior	Michelle Bucci	1.000	1999
	Jennifer Howland	1.000	2001
Soph.	Meagan Aull	1.000	2009
Fresh.	Jenny Schaper	.993	2016

PITCHING

ERA (min. 10 appearances)

Senior	Kelsey Nunley	1.27	2016
Junior	Meagan Prince	1.85	2016
Soph.	Kelsey Nunley	1.88	2014
Fresh.	Lauren Cumbess	1.99	2011

Win-loss pct. (min. 10 appearances)

Senior	Lauren Cumbess	.909 (10-1)	2014
Junior	Meagan Prince	.778 (21-6)	2016
Soph.	Kelsey Nunley	.731 (30-11)	2014
Fresh.	Ellen Weaver	.857 (6-1)	2011

Wins

Senior	Kelsey Nunley	21	2016
Junior	Meagan Prince	21	2016
Soph.	Kelsey Nunley	30	2014
Fresh.	Kelsey Nunley	27	2013

Appearances

Senior	Keary Camunas	41	2000
Junior	Keary Camunas	43	1999
Soph.	Kelsey Nunley	45	2014
Fresh.	Samantha Allen	49	2005

Games Started

Senior	Keary Camunas	36	2000
Junior	Keary Camunas	34	1999
Soph.	Kelsey Nunley	36	2014
Fresh.	Amy Kendall	32	2003

Complete Games

Senior	Keary Camunas	28	2000
Junior	Keary Camunas	26	1999
Soph.	Keary Camunas	33	1998
Fresh.	Amy Kendall	29	2003

Shutouts


Senior	Keary Camunas	9	2000
Junior	Chanda Bell	7	2011
Soph.	Kelsey Nunley	7	2014
Fresh.	Chanda Bell	3	2009
	Lauren Cumbess	3	2011
	Kelsey Nunley	3	2013

Strikeouts

Senior	Kelsey Nunley	203	2016
Junior	Chanda Bell	205	2011
Soph.	Chanda Bell	288	2010
Fresh.	Chanda Bell	216	2009

Opponent Batting Avg. (min. 200 AB)

Senior	Kelsey Nunley	.178	2016
Junior	Chanda Bell	.175	2011
Soph.	Lauren Cumbess	.193	2012
Fresh.	Lauren Cumbess	.201	2011



Leslie Kwiatkowski



2017 Kentucky Softball
 Statistics Summary for Kentucky (as of Feb 22, 2017)
 (All games)



Record: 5-4 Home: 0-0 Away: 2-1 Neutral: 3-3 SEC: 0-0

Date	Opponent	Score	Player	avg	gp-gs	ab	r	h	2b	3b	hr	rbi	bb	hbp	so	sb-att
^2/10	vs Florida A&M	w 4-2	Katie Reed	.343	9-9	35	4	12	1	0	0	1	0	0	2	3-3
^2/10	vs Pittsburgh	L 1-3	Breanne Ray	.321	9-9	28	2	9	1	1	0	2	3	0	2	0-0
^2/11	vs Pitt	L 3-6	Bailey Vick	.320	9-9	25	1	8	1	0	0	0	0	1	7	2-2
^2/11	at UCF	w 6-3	Jenny Schaper	.286	9-9	28	5	8	1	0	3	3	3	1	6	0-0
^2/12	vs Florida A&M	w 3-0	Erin Rethlake	.278	8-5	18	2	5	0	0	0	2	0	0	3	4-4
2/15	at #5 UCLA	L 2-6	Rachael Metzger	.250	9-7	12	2	3	0	0	1	2	1	1	4	0-0
2/15	at #5 UCLA	w 2-1	Alex Martens	.241	9-9	29	2	7	3	0	1	7	5	0	2	0-0
§2/17	vs UC - Davis	w 4-1	Abbey Cheek	.241	9-9	29	4	7	0	0	1	4	2	1	5	1-1
§2/17	vs #7 Oregon	L 4-5	Brooklin Hinz	.167	9-7	18	2	3	1	0	0	1	3	0	4	1-1
			Sarah Rainwater	.071	9-8	14	1	1	0	0	0	0	2	0	4	1-1
* = Conference game																
^ = UCF Knight Invitational (Orlando, Fla.)																
& = Mary Nutter (Cathedral City, Calif.)																
			Kierston Moore	.667	3-0	3	1	2	0	0	1	3	1	0	0	0-0
			Kelsee Henson	.250	3-2	4	0	1	0	0	0	3	0	0	1	0-0
			Ashley Ruiz	.000	4-0	4	0	0	0	0	0	0	0	0	0	0-0
			Morgan McCallum	.000	1-0	1	0	0	0	0	0	0	0	0	1	0-0
			Brynlee Bigelow	.000	7-0	0	1	0	0	0	0	0	0	0	0	0-0
			Hannah Huffman	.000	4-0	0	2	0	0	0	0	0	0	0	0	0-0
Totals				.266	9	248	29	66	8	1	7	28	20	4	41	12-12
Opponents				.241	9	237	27	57	7	0	4	22	25	12	56	6-11

LOB - Team (56), Opp (62). DPs turned - Team (5), Opp (3). Picked off - Bigelow, B 1.

Player	era	w-l	app	gs	cg	sh	sv	ip	h	r	er	bb	so
Erin Rethlake	1.24	1-0	3	2	0	0	0	11.1	11	3	2	3	5
Meagan Prince	2.07	2-2	5	3	1	0	1	27.0	25	11	8	9	26
Larissa Spellman	2.23	1-1	6	2	0	0	0	15.2	12	6	5	7	9
Shannon Smith	3.18	1-1	3	2	1	0	0	11.0	9	7	5	6	16
Totals	2.15	5-4	9	9	2	1	1	65.0	57	27	20	25	56
Opponents	3.02	4-5	9	9	3	0	1	65.0	66	29	28	20	41

PB - Team (0), Opp (1). Pickoffs - Team (1), Schaper, J 1, Opp (1). SBA/ATT - Schaper, J (3-7), Smith, S (2-5), Metzger, R (3-4), Prince, M (3-4), Spellman, L (0-1), Rethlake, E (1-1).

Score by innings	1	2	3	4	5	6	7	8	9	EX	Total
Kentucky	2	5	5	3	7	2	4	0	0	1	29
Opponents	2	6	1	6	4	4	4	0	0	0	27

Win-loss breakouts: Day 4-4; Night 1-0; vs Left 0-0; vs Right 5-4;
 1-run games 1-1; 2-run games 1-1; 5+run games 0-0; Extra inns 1-1; Shutouts 1-0.
 Current streak: Lost 1; Longest winning streak: 2; Longest losing streak: 2.
 Attendance: Home 0 (avg 0); Away 2023 (avg 252); Total 2023 (avg 252).



2017 Kentucky Softball
 Overall Statistics for Kentucky (as of Feb 22, 2017)
 (All games Sorted by Batting avg)



Record: 5-4 Home: 0-0 Away: 2-1 Neutral: 3-3 SEC: 0-0

Player	avg	gp-gs	ab	r	h	2b	3b	hr	rbi	tb	slg%	bb	hp	so	gdp	ob%	sf	sh	sb-att	po	a	e	fld%	
Katie Reed	.343	9-9	35	4	12	1	0	0	1	13	.371	0	0	2	0	.343	0	0	3-3	20	26	1	.979	
Breanne Ray	.321	9-9	28	2	9	1	1	0	2	12	.429	3	0	2	1	.387	0	0	0-0	4	0	1	.800	
Bailey Vick	.320	9-9	25	1	8	1	0	0	0	9	.360	0	1	7	0	.346	0	0	2-2	1	0	0	1.000	
Jenny Schaper	.286	9-9	28	5	8	1	0	3	3	18	.643	3	1	6	0	.375	0	0	0-0	66	11	0	1.000	
Erin Rethlake	.278	8-5	18	2	5	0	0	0	2	5	.278	0	0	3	0	.278	0	1	4-4	34	3	1	.974	
Rachael Metzger	.250	9-7	12	2	3	0	0	1	2	6	.500	1	1	4	0	.357	0	2	0-0	30	1	0	1.000	
Abbey Cheek	.241	9-9	29	4	7	0	0	1	4	10	.345	2	1	5	0	.313	0	0	1-1	10	32	3	.933	
Alex Martens	.241	9-9	29	2	7	3	0	1	7	13	.448	5	0	2	0	.353	0	0	0-0	17	19	1	.973	
Brooklin Hinz	.167	9-7	18	2	3	1	0	0	1	4	.222	3	0	4	0	.273	1	0	1-1	8	2	2	.833	
Sarah Rainwater	.071	9-8	14	1	1	0	0	0	0	1	.071	2	0	4	0	.176	1	1	1-1	4	0	1	.800	

Kierston Moore	.667	3-0	3	1	2	0	0	1	3	5	1.667	1	0	0	0	.750	0	0	0-0	0	0	0	.000	
Kelsee Henson	.250	3-2	4	0	1	0	0	0	3	1	.250	0	0	1	0	.167	2	0	0-0	0	0	0	.000	
Ashley Ruiz	.000	4-0	4	0	0	0	0	0	0	0	.000	0	0	0	0	.000	0	0	0-0	0	0	0	.000	
Morgan McCallum	.000	1-0	1	0	0	0	0	0	0	0	.000	0	0	1	0	.000	0	0	0-0	0	0	0	.000	
Brynlee Bigelow	.000	7-0	0	1	0	0	0	0	0	0	.000	0	0	0	0	.000	0	0	0-0	0	0	0	.000	
Hannah Huffman	.000	4-0	0	2	0	0	0	0	0	0	.000	0	0	0	0	.000	0	0	0-0	0	0	0	.000	
Totals	.266	9	248	29	66	8	1	7	28	97	.391	20	4	41	1	.326	4	4	12-12	195	102	12	.961	
Opponents	.241	9	237	27	57	7	0	4	22	76	.321	25	12	56	3	.341	2	8	6-11	195	84	6	.979	

LOB - Team (56), Opp (62). DPs turned - Team (5), Opp (3). Picked off - Bigelow, B 1.

(All games Sorted by Earned run avg)

Player	era	w-l	app	gs	cg	sho	sv	ip	h	r	er	bb	so	2b	3b	hr	b/avg	wp	hp	bk	sfa	sha
Erin Rethlake	1.24	1-0	3	2	0	0/0	0	11.1	11	3	2	3	5	2	0	1	.256	0	2	0	1	1
Meagan Prince	2.07	2-2	5	3	1	0/1	1	27.0	25	11	8	9	26	2	0	2	.260	6	8	0	1	7
Larissa Spellman	2.23	1-1	6	2	0	0/1	0	15.2	12	6	5	7	9	1	0	0	.207	0	1	0	0	0
Shannon Smith	3.18	1-1	3	2	1	0/0	0	11.0	9	7	5	6	16	2	0	1	.225	1	1	0	0	0
Totals	2.15	5-4	9	9	2	1/1	1	65.0	57	27	20	25	56	7	0	4	.241	7	12	0	2	8
Opponents	3.02	4-5	9	9	3	0/0	1	65.0	66	29	28	20	41	8	1	7	.266	1	4	0	4	4

PB - Team (0), Opp (1). Pickoffs - Team (1), Schaper, J 1, Opp (1). SBA/ATT - Schaper, J (3-7), Smith, S (2-5), Metzger, R (3-4), Prince, M (3-4), Spellman, L (0-1), Rethlake, E (1-1).



2017 Kentucky Softball
 Overall Statistics for Kentucky (as of Feb 22, 2017)
 (All games Sorted by Fielding pct)



Player	c	po	a	e	fld%	dp	sba	csb	sba%	pb	ci
Jenny Schaper	77	66	11	0	1.000	0	3	4	.429	0	0
Rachael Metzger	31	30	1	0	1.000	1	3	1	.750	0	0
Meagan Prince	6	1	5	0	1.000	0	3	1	.750	0	0
Bailey Vick	1	1	0	0	1.000	0	0	0	.000	0	0
Katie Reed	47	20	26	1	.979	4	0	0	.000	0	0
Erin Rethlake	38	34	3	1	.974	3	1	0	1.000	0	0
Alex Martens	37	17	19	1	.973	3	0	0	.000	0	0
Abbey Cheek	45	10	32	3	.933	2	0	0	.000	0	0
Brooklin Hinz	12	8	2	2	.833	0	0	0	.000	0	0
Breanne Ray	5	4	0	1	.800	0	0	0	.000	0	0
Sarah Rainwater	5	4	0	1	.800	0	0	0	.000	0	0
Larissa Spellman	3	0	2	1	.667	0	0	1	.000	0	0
Shannon Smith	2	0	1	1	.500	0	2	3	.400	0	0
Hannah Huffman	0	0	0	0	.000	0	0	0	.000	0	0
Brynlee Bigelow	0	0	0	0	.000	0	0	0	.000	0	0
Ashley Ruiz	0	0	0	0	.000	0	0	0	.000	0	0
Kierston Moore	0	0	0	0	.000	0	0	0	.000	0	0
Morgan McCallum	0	0	0	0	.000	0	0	0	.000	0	0
Kelsee Henson	0	0	0	0	.000	0	0	0	.000	0	0
Totals	309	195	102	12	.961	5	6	5	.545	0	0
Opponents	285	195	84	6	.979	3	12	0	1.000	1	0

Hitting minimums - 1 Games 0.8 AB/Game

Pitching minimums - 1 Games 1.0 IP/Game



2017 Kentucky Softball
Games Summary for Kentucky (as of Feb 22, 2017)
(All games)



Score by innings	1	2	3	4	5	6	7	8	9	EX	Total
Kentucky	2	5	5	3	7	2	4	0	0	1	29
Opponents	2	6	1	6	4	4	4	0	0	0	27

Record when ...											
Overall	5-4							After 4 leading			3-0
Conference	0-0						 trailing			0-2
Non-Conference	5-4						 tied			2-2
Home games	0-0							After 5 leading			3-1
Away games	2-1						 trailing			0-3
Neutral site	3-3						 tied			2-0
Day games	4-4							After 6 leading			3-0
Night games	1-0						 trailing			0-3
vs Left starter	0-0						 tied			2-1
vs Right starter	5-4										
1-Run games	1-1							Hit 0 home runs			1-2
2-Run games	1-1							... 1 home run			4-1
5+Run games	0-0							... 2+ home runs			0-1
Extra innings	1-1										
Shutouts	1-0							Opponent 0 home runs			3-2
							 1 home run			2-2
							 2+ HRs			0-0
Scoring 0-2 runs	1-2										
..... 3-5 runs	3-2										
..... 6-9 runs	1-0							Made 0 errors			1-0
..... 10+ runs	0-0						 1 error			2-3
							 2+ errors			2-1
Opponent 0-2 runs	4-0										
..... 3-5 runs	1-2							Opp. made 0 errors			3-2
..... 6-9 runs	0-2						 1 error			1-2
..... 10+ runs	0-0						 2+ errors			1-0
Scored in 1st inning	0-1							Out-hit opponent			4-1
Opp. scored in 1st	0-1							Out-hit by opponent			1-3
Scores first	4-1							Hits are tied			0-0
Opp. scores first	1-3										

Record when team scores:											
Runs	0	1	2	3	4	5	6	7	8	9	10+
W-L	0-0	0-1	1-1	1-1	2-1	0-0	1-0	0-0	0-0	0-0	0-0

Record when opponent scores:											
Runs	0	1	2	3	4	5	6	7	8	9	10+
W-L	1-0	2-0	1-0	1-1	0-0	0-1	0-2	0-0	0-0	0-0	0-0

Record when leading after:						
Inn.	1	2	3	4	5	6
W-L	0-0	2-0	3-0	3-0	3-1	3-0

Record when trailing after:						
Inn.	1	2	3	4	5	6
W-L	0-0	0-2	0-1	0-2	0-3	0-3

Record when tied after:						
Inn.	1	2	3	4	5	6
W-L	5-4	3-2	2-3	2-2	2-0	2-1

Current losing streak: 1
Longest winning streak: 2
Longest losing streak: 2

Home attendance : 0 (0 dates avg = 0)
Away attendance : 2023 (8 dates avg = 252)
Total attendance: 2023 (8 dates avg = 252)



2017 Kentucky Softball
 Game Results for Kentucky (as of Feb 22, 2017)
 (All games)



Date	Opponent	Score	Inns	Overall	SEC	Pitcher of record	Attend	Time
^ Feb 10, 2017	vs Florida A&M	w 4-2	7	1-0-0	0-0-0	Smith, S (W 1-0)	548	2:05
^ Feb 10, 2017	vs Pittsburgh	L 1-3	(8)	1-1-0	0-0-0	Prince, M (L 0-1)	548	2:08
^ Feb 11, 2017	vs Pitt	L 3-6	7	1-2-0	0-0-0	Smith, S (L)	0	1:53
^ Feb 11, 2017	at UCF	w 6-3	7	2-2-0	0-0-0	Prince, M (W 1-1)	0	1:56
^ Feb 12, 2017	vs Florida A&M	w 3-0	7	3-2-0	0-0-0	Spellman, L (W 1-0)	0	1:32
Feb 15, 2017	at #5 UCLA-1	L 2-6	7	3-3-0	0-0-0	Spellman, L (L 1-1)	-	1:32
Feb 15, 2017	at #5 UCLA-2	w 2-1	(11)	4-3-0	0-0-0	Prince, M (W 2-1)	427	2:37
\$ Feb 17, 2017	vs UC - Davis	w 4-1	7	5-3-0	0-0-0	Rethlake, E (W 1-0)	200	1:54
\$ Feb 17, 2017	vs #7 Oregon	L 4-5	7	5-4-0	0-0-0	Prince, M (L 2-2)	300	1:47

* = Conference game

^ = UCF Knight Invitational (Orlando, Fla.)

& = Mary Nutter (Cathedral City, Calif.)

() extra inning game

2017 Kentucky Softball
 Team Game-by-Game for Kentucky (as of Feb 22, 2017)
 Batting (All games)

Date	Opponent	ab	r	h	rbi	2b	3b	hr	tb	bb	ibb	sb	cs	hbp	sac	sf	gdp	k	po	a	e	lob	avg
Feb 10	vs Florida A&M	27	4	10	3	0	0	1	13	3	0	4	0	0	1	0	0	3	21	4	3	9	.370
Feb 10	vs Pittsburgh	27	1	5	1	1	0	1	9	2	0	1	0	0	0	0	0	3	21	8	1	7	.278
Feb 11	vs Pitt	30	3	9	3	1	0	2	16	3	0	3	0	0	0	0	0	3	18	4	1	9	.286
Feb 11	at UCF	27	6	11	6	1	0	1	15	3	0	1	0	1	2	2	0	4	21	13	1	8	.315
Feb 12	vs Florida A&M	25	3	6	3	0	0	1	9	1	0	1	0	1	0	0	0	3	21	10	0	3	.301
Feb 15	at UCLA	25	2	5	2	1	0	0	6	0	0	0	0	0	0	0	0	10	18	13	1	2	.286
Feb 15	at UCLA	39	2	6	2	1	0	1	10	2	0	1	0	0	0	0	0	9	33	26	2	6	.260
Feb 17	vs UC - Davis	24	4	8	4	2	1	0	12	3	0	1	0	0	1	1	0	1	21	11	1	7	.268
Feb 17	vs Oregon	24	4	6	4	1	0	0	7	3	0	0	0	2	0	1	1	5	21	13	2	5	.266
Totals		248	29	66	28	8	1	7	97	20	0	12	0	4	4	4	1	41	195	102	12	56	.266

2017 Kentucky Softball
 Team Game-by-Game for Kentucky (as of Feb 22, 2017)
 Pitching (All games)

Date	Opponent	ip	h	r	er	bb	so	2b	3b	hr	wp	bk	hbp	dp	ibb	score	w-l	sv	era
Feb 10	vs Florida A&M	7.0	4	2	1	1	12	1	0	1	0	0	1	2	0	4-2	1-0	0	1.00
Feb 10	vs Pittsburgh	7.0	7	3	3	4	12	1	0	0	1	0	2	0	0	1-3	1-1	0	2.00
Feb 11	vs Pitt	6.0	6	6	5	6	3	1	0	1	1	0	0	0	0	3-6	1-2	0	3.15
Feb 11	at UCF	7.0	4	3	3	5	7	0	0	1	1	0	3	0	0	6-3	2-2	0	3.11
Feb 12	vs Florida A&M	7.0	2	0	0	1	3	0	0	0	1	0	0	0	0	3-0	3-2	1	2.47
Feb 15	at UCLA	6.0	9	6	5	1	2	0	0	0	0	0	0	1	0	2-6	3-3	1	2.97
Feb 15	at UCLA	11.0	8	1	0	3	6	1	0	0	1	0	1	2	0	2-1	4-3	1	2.33
Feb 17	vs UC - Davis	7.0	6	1	1	2	5	2	0	0	0	0	2	0	0	4-1	5-3	1	2.17
Feb 17	vs Oregon	7.0	11	5	2	2	6	1	0	1	2	0	3	0	0	4-5	5-4	1	2.15
Totals		65.0	57	27	20	25	56	7	0	4	7	0	12	5	0	29-27	5-4	1	2.15

2017 Kentucky Softball
Individual Game-by-Game for Kentucky (as of Feb 22, 2017)

#42 Brynlee Bigelow - 7 games (All games)

Date	Opponent	Pos	AB	R	H	RBI	2B	3B	HR	BB	SB	CS	HBP	SAC	SF	GDP	K	PO	A	E	Avg	
Feb 10	vs Florida A&M	pr	0	0	0	0	0	0	0	0	0	0	0	0	0	0	0	0	0	0	0	.000
Feb 11	vs Pitt	pr	0	0	0	0	0	0	0	0	0	0	0	0	0	0	0	0	0	0	0	.000
Feb 11	at UCF	pr	0	0	0	0	0	0	0	0	0	0	0	0	0	0	0	0	0	0	0	.000
Feb 12	vs Florida A&M	pr	0	0	0	0	0	0	0	0	0	0	0	0	0	0	0	0	0	0	0	.000
Feb 15	at UCLA-2	pr	0	0	0	0	0	0	0	0	0	0	0	0	0	0	0	0	0	0	0	.000
Feb 17	vs UC - Davis	pr	0	1	0	0	0	0	0	0	0	0	0	0	0	0	0	0	0	0	0	.000
Feb 17	vs Oregon	pr/of	0	0	0	0	0	0	0	0	0	0	0	0	0	0	0	0	0	0	0	.000
Totals		0gs	0	1	0	0	0	0	0	0	0	0	0	0	0	0	0	0	0	0	0	.000

On base pct. .000 • Slugging pct. .000

#11 Abbey Cheek - 9 games (All games)

Date	Opponent	Pos	AB	R	H	RBI	2B	3B	HR	BB	SB	CS	HBP	SAC	SF	GDP	K	PO	A	E	Avg
Feb 10	vs Florida A&M	*3b	3	1	0	0	0	0	0	1	1	0	0	0	0	0	1	1	0	1	.000
Feb 10	vs Pittsburgh	*1b/3b	2	0	0	0	0	0	0	1	0	0	0	0	0	0	0	1	3	1	.000
Feb 11	vs Pitt	*3b	4	1	3	2	0	0	1	0	0	0	0	0	0	0	1	3	2	0	.333
Feb 11	at UCF	*3b	4	2	2	0	0	0	0	0	0	0	0	0	0	0	1	0	2	0	.385
Feb 12	vs Florida A&M	*3b	3	0	0	0	0	0	0	0	0	0	0	0	0	0	0	3	6	0	.312
Feb 15	at UCLA-1	*3b	3	0	1	1	0	0	0	0	0	0	0	0	0	0	0	1	4	0	.316
Feb 15	at UCLA-2	*3b	5	0	1	1	0	0	0	0	0	0	0	0	0	0	2	1	8	1	.292
Feb 17	vs UC - Davis	*3b	3	0	0	0	0	0	0	0	0	0	0	0	0	0	0	0	4	0	.259
Feb 17	vs Oregon	*3b/dh	2	0	0	0	0	0	0	0	0	0	1	0	0	0	0	3	0	0	.241
Totals		9gs	29	4	7	4	0	0	1	2	1	0	1	0	0	0	5	10	32	3	.241

On base pct. .312 • Slugging pct. .345

#19 Kelsee Henson - 3 games (All games)

Date	Opponent	Pos	AB	R	H	RBI	2B	3B	HR	BB	SB	CS	HBP	SAC	SF	GDP	K	PO	A	E	Avg
Feb 10	vs Pittsburgh	1b	1	0	0	0	0	0	0	0	0	0	0	0	0	0	0	0	0	0	.000
Feb 11	at UCF	*dh/of	1	0	0	2	0	0	0	0	0	0	0	0	2	0	0	0	0	0	.000
Feb 12	vs Florida A&M	*c/dh	2	0	1	1	0	0	0	0	0	0	0	0	0	0	1	0	0	0	.250
Totals		2gs	4	0	1	3	0	0	0	0	0	0	0	0	2	0	1	0	0	0	.250

On base pct. .167 • Slugging pct. .250

#25 Brooklin Hinz - 9 games (All games)

Date	Opponent	Pos	AB	R	H	RBI	2B	3B	HR	BB	SB	CS	HBP	SAC	SF	GDP	K	PO	A	E	Avg
Feb 10	vs Florida A&M	*of	2	0	1	0	0	0	0	1	1	0	0	0	0	0	1	2	0	0	.500
Feb 10	vs Pittsburgh	*of/of	3	0	1	0	1	0	0	0	0	0	0	0	0	0	1	0	0	0	.400
Feb 11	vs Pitt	*of	3	0	0	0	0	0	0	0	0	0	0	0	0	0	0	2	0	0	.250
Feb 11	at UCF	of	1	0	0	0	0	0	0	0	0	0	0	0	0	0	0	0	0	0	.222
Feb 12	vs Florida A&M	ph/dh	1	0	0	0	0	0	0	0	0	0	0	0	0	0	0	0	0	0	.200
Feb 15	at UCLA-1	*of	2	0	0	0	0	0	0	0	0	0	0	0	0	0	1	0	0	0	.167
Feb 15	at UCLA-2	*of/of	3	1	1	0	0	0	1	0	0	0	0	0	0	0	0	1	0	0	.200
Feb 17	vs UC - Davis	*of/of	1	0	0	1	0	0	0	0	0	0	0	0	1	0	1	3	0	0	.188
Feb 17	vs Oregon	*of	2	1	0	0	0	0	1	0	0	0	0	0	0	0	0	1	1	2	.167
Totals		7gs	18	2	3	1	1	0	3	1	0	0	0	0	1	0	4	8	2	2	.167

On base pct. .273 • Slugging pct. .222

#21 Hannah Huffman - 4 games (All games)

Date	Opponent	Pos	AB	R	H	RBI	2B	3B	HR	BB	SB	CS	HBP	SAC	SF	GDP	K	PO	A	E	Avg
Feb 10	vs Pittsburgh	2b	0	0	0	0	0	0	0	0	0	0	0	0	0	0	0	0	0	0	.000
Feb 11	at UCF	pr	0	0	0	0	0	0	0	0	0	0	0	0	0	0	0	0	0	0	.000
Feb 12	vs Florida A&M	pr	0	1	0	0	0	0	0	0	0	0	0	0	0	0	0	0	0	0	.000
Feb 17	vs UC - Davis	pr	0	1	0	0	0	0	0	0	0	0	0	0	0	0	0	0	0	0	.000
Totals		0gs	0	2	0	0	0	0	0	0	0	0	0	0	0	0	0	0	0	0	.000

On base pct. .000 • Slugging pct. .000

2017 Kentucky Softball
Individual Game-by-Game for Kentucky (as of Feb 22, 2017)

#33 Alex Martens - 9 games (All games)

Date	Opponent	Pos	AB	R	H	RBI	2B	3B	HR	BB	SB	CS	HBP	SAC	SF	GDP	K	PO	A	E	Avg
Feb 10	vs Florida A&M	*2b	4	1	2	2	0	0	1	0	0	0	0	0	0	0	0	1	0	0	.500
Feb 10	vs Pittsburgh	*2b	3	0	0	0	0	0	0	0	0	0	0	0	0	0	0	0	1	0	.286
Feb 11	vs Pitt	*2b	3	0	0	0	0	0	0	1	0	0	0	0	0	0	0	1	1	0	.200
Feb 11	at UCF	*2b	3	0	2	1	1	0	0	1	0	0	0	0	0	0	0	3	4	0	.308
Feb 12	vs Florida A&M	*2b	2	0	0	1	0	0	0	1	0	0	0	0	0	0	0	0	1	0	.267
Feb 15	at UCLA-1	*2b	3	1	1	1	1	0	0	0	0	0	0	0	0	0	1	2	2	0	.278
Feb 15	at UCLA-2	*2b	4	0	0	0	0	0	0	1	0	0	0	0	0	0	1	7	6	1	.227
Feb 17	vs UC - Davis	*2b	4	0	1	0	1	0	0	0	0	0	0	0	0	0	0	1	4	0	.231
Feb 17	vs Oregon	*2b	3	0	1	2	0	0	0	1	0	0	0	0	0	0	0	2	0	0	.241
Totals		9gs	29	2	7	7	3	0	1	5	0	0	0	0	0	0	2	17	19	1	.241

On base pct. .353 • Slugging pct. .448

#7 Morgan McCallum - 1 game (All games)

Date	Opponent	Pos	AB	R	H	RBI	2B	3B	HR	BB	SB	CS	HBP	SAC	SF	GDP	K	PO	A	E	Avg
Feb 17	vs Oregon	ph	1	0	0	0	0	0	0	0	0	0	0	0	0	0	1	0	0	0	.000
Totals		0gs	1	0	0	0	0	0	0	0	0	0	0	0	0	0	1	0	0	0	.000

On base pct. .000 • Slugging pct. .000

#44 Rachael Metzger - 9 games (All games)

Date	Opponent	Pos	AB	R	H	RBI	2B	3B	HR	BB	SB	CS	HBP	SAC	SF	GDP	K	PO	A	E	Avg
Feb 10	vs Florida A&M	1b	0	0	0	0	0	0	0	0	0	0	0	0	0	0	0	0	0	0	.000
Feb 10	vs Pittsburgh	*c/1b	1	0	0	0	0	0	0	0	0	0	0	0	0	0	0	6	0	0	.000
Feb 11	vs Pitt	*1b	0	0	0	0	0	0	0	0	0	0	0	0	0	0	0	2	0	0	.000
Feb 11	at UCF	*c	1	1	1	0	0	0	0	1	0	0	0	1	0	0	0	4	0	0	.500
Feb 12	vs Florida A&M	*dh/c	3	1	2	1	0	0	1	0	0	0	0	0	0	0	0	3	1	0	.600
Feb 15	at UCLA-1	*1b	3	0	0	0	0	0	0	0	0	0	0	0	0	0	2	8	0	0	.375
Feb 15	at UCLA-2	*dh	2	0	0	0	0	0	0	0	0	0	0	0	0	0	2	0	0	0	.300
Feb 17	vs UC - Davis	*1b/dh	2	0	0	1	0	0	0	0	0	0	0	1	0	0	0	7	0	0	.250
Feb 17	vs Oregon	c	0	0	0	0	0	0	0	0	0	0	1	0	0	0	0	0	0	0	.250
Totals		7gs	12	2	3	2	0	0	1	1	0	0	1	2	0	0	4	30	1	0	.250

On base pct. .357 • Slugging pct. .500

#22 Kierston Moore - 3 games (All games)

Date	Opponent	Pos	AB	R	H	RBI	2B	3B	HR	BB	SB	CS	HBP	SAC	SF	GDP	K	PO	A	E	Avg
Feb 11	vs Pitt	ph/dh	1	0	0	0	0	0	0	0	0	0	0	0	0	0	0	0	0	0	.000
Feb 11	at UCF	ph/dh	2	1	2	3	0	0	1	0	0	0	0	0	0	0	0	0	0	0	.667
Feb 17	vs UC - Davis	ph	0	0	0	0	0	0	0	1	0	0	0	0	0	0	0	0	0	0	.667
Totals		0gs	3	1	2	3	0	0	1	1	0	0	0	0	0	0	0	0	0	0	.667

On base pct. .750 • Slugging pct. 1.667

#5 Meagan Prince - 4 games (All games)

Date	Opponent	Pos	AB	R	H	RBI	2B	3B	HR	BB	SB	CS	HBP	SAC	SF	GDP	K	PO	A	E	Avg
Feb 10	vs Pittsburgh	*p	0	0	0	0	0	0	0	0	0	0	0	0	0	0	0	0	1	0	.000
Feb 11	at UCF	*p	0	0	0	0	0	0	0	0	0	0	0	0	0	0	0	0	1	0	.000
Feb 15	at UCLA-2	*p	0	0	0	0	0	0	0	0	0	0	0	0	0	0	0	0	3	0	.000
Feb 17	vs Oregon	p	0	0	0	0	0	0	0	0	0	0	0	0	0	0	0	1	0	0	.000
Totals		3gs	0	0	0	0	0	0	0	0	0	0	0	0	0	0	0	1	5	0	.000

On base pct. .000 • Slugging pct. .000

2017 Kentucky Softball
Individual Game-by-Game for Kentucky (as of Feb 22, 2017)

#5 Meagan Prince - 5 appearances (All games)

Date	Opponent	GS	IP	H	R	ER	BB	SO	2B	3B	HR	WP	BK	HBP	IBB	Score	W-L	Sv	ERA	NP
Feb 10	vs Pittsburgh	*	5.0	6	3	3	3	10	1	0	0	1	0	1	0	1-3	0-1	0	4.20	106
Feb 11	at UCF	*	7.0	4	3	3	3	7	0	0	1	1	0	3	0	6-3	1-1	0	3.50	109
Feb 12	vs Florida A&M		0.1	0	0	0	0	0	0	0	0	1	0	0	0	3-0	1-1	1	3.41	6
Feb 15	at UCLA-2	*	11.0	8	1	0	3	6	1	0	0	1	0	1	0	2-1	2-1	1	1.80	137
Feb 17	vs Oregon		3.2	7	4	2	0	3	0	0	1	2	0	3	0	4-5	2-2	1	2.07	55
Totals		3	27.0	25	11	8	9	26	2	0	2	6	0	8	0	16-12	2-2	1	2.07	-

#1 Sarah Rainwater - 9 games (All games)

Date	Opponent	Pos	AB	R	H	RBI	2B	3B	HR	BB	SB	CS	HBP	SAC	SF	GDP	K	PO	A	E	Avg
Feb 10	vs Florida A&M	*of	2	0	0	0	0	0	0	0	0	0	0	1	0	0	0	0	0	0	.000
Feb 10	vs Pittsburgh	*of	3	0	1	0	0	0	0	0	0	0	0	0	0	0	0	1	0	0	.200
Feb 11	vs Pitt	*of	2	0	0	0	0	0	0	1	0	0	0	0	0	0	0	2	0	1	.143
Feb 11	at UCF	*of/pr	2	1	0	0	0	0	0	0	1	0	0	0	0	0	2	0	0	0	.111
Feb 12	vs Florida A&M	*of	2	0	0	0	0	0	0	0	0	0	0	0	0	0	0	0	0	0	.091
Feb 15	at UCLA-1	*of	1	0	0	0	0	0	0	0	0	0	0	0	0	0	1	1	0	0	.083
Feb 15	at UCLA-2	of	1	0	0	0	0	0	0	0	0	0	0	0	0	0	0	0	0	0	.077
Feb 17	vs UC - Davis	*of/pr	0	0	0	0	0	0	0	0	0	0	0	0	0	0	0	0	0	0	.077
Feb 17	vs Oregon	*of	1	0	0	0	0	0	0	1	0	0	0	0	1	0	1	0	0	0	.071
Totals		8gs	14	1	1	0	0	0	0	2	1	0	0	1	1	0	4	4	0	1	.071

On base pct. .176 • Slugging pct. .071

#9 Breanne Ray - 9 games (All games)

Date	Opponent	Pos	AB	R	H	RBI	2B	3B	HR	BB	SB	CS	HBP	SAC	SF	GDP	K	PO	A	E	Avg
Feb 10	vs Florida A&M	*of	2	0	1	0	0	0	0	1	0	0	0	0	0	0	0	0	0	0	.500
Feb 10	vs Pittsburgh	*dh/of	3	0	0	0	0	0	0	0	0	0	0	0	0	0	0	0	0	0	.200
Feb 11	vs Pitt	*of	3	0	1	0	0	0	0	1	0	0	0	0	0	0	0	1	0	0	.250
Feb 11	at UCF	*of	3	1	2	0	0	0	0	1	0	0	0	0	0	0	0	1	0	0	.364
Feb 12	vs Florida A&M	*of	3	0	0	0	0	0	0	0	0	0	0	0	0	0	1	1	0	0	.286
Feb 15	at UCLA-1	*of	3	0	0	0	0	0	0	0	0	0	0	0	0	0	1	0	0	1	.235
Feb 15	at UCLA-2	*of/of	5	0	1	0	1	0	0	0	0	0	0	0	0	0	0	0	0	0	.227
Feb 17	vs UC - Davis	*of/of	3	1	3	1	0	1	0	0	0	0	0	0	0	0	0	1	0	0	.320
Feb 17	vs Oregon	*of	3	0	1	1	0	0	0	0	0	0	0	0	0	1	0	0	0	0	.321
Totals		9gs	28	2	9	2	1	1	0	3	0	0	0	0	0	1	2	4	0	1	.321

On base pct. .387 • Slugging pct. .429

#23 Katie Reed - 9 games (All games)

Date	Opponent	Pos	AB	R	H	RBI	2B	3B	HR	BB	SB	CS	HBP	SAC	SF	GDP	K	PO	A	E	Avg
Feb 10	vs Florida A&M	*ss	4	1	2	1	0	0	0	0	0	0	0	0	0	0	0	4	3	0	.500
Feb 10	vs Pittsburgh	*ss	4	0	2	0	0	0	0	0	1	0	0	0	0	0	0	0	2	0	.500
Feb 11	vs Pitt	*ss	4	1	2	0	1	0	0	0	1	0	0	0	0	0	0	3	0	0	.500
Feb 11	at UCF	*ss	4	0	1	0	0	0	0	0	0	0	0	0	0	0	0	0	4	1	.438
Feb 12	vs Florida A&M	*ss	3	0	0	0	0	0	0	0	0	0	0	0	0	0	0	4	2	0	.368
Feb 15	at UCLA-1	*ss	3	1	2	0	0	0	0	0	0	0	0	0	0	0	1	2	4	0	.409
Feb 15	at UCLA-2	*ss	5	0	1	0	0	0	0	0	1	0	0	0	0	0	1	2	5	0	.370
Feb 17	vs UC - Davis	*ss	4	0	0	0	0	0	0	0	0	0	0	0	0	0	0	2	1	0	.323
Feb 17	vs Oregon	*ss	4	1	2	0	0	0	0	0	0	0	0	0	0	0	0	3	5	0	.343
Totals		9gs	35	4	12	1	1	0	0	0	3	0	0	0	0	0	2	20	26	1	.343

On base pct. .343 • Slugging pct. .371

2017 Kentucky Softball
Individual Game-by-Game for Kentucky (as of Feb 22, 2017)

#8 Erin Rethlake - 8 games (All games)

Date	Opponent	Pos	AB	R	H	RBI	2B	3B	HR	BB	SB	CS	HBP	SAC	SF	GDP	K	PO	A	E	Avg
Feb 10	vs Florida A&M	*1b/ph	3	1	1	0	0	0	0	0	1	0	0	0	0	0	1	1	0	1	.333
Feb 10	vs Pittsburgh	1b	1	0	0	0	0	0	0	0	0	0	0	0	0	0	1	1	0	0	.250
Feb 11	vs Pitt	*p/1b	3	0	2	0	0	0	0	0	2	0	0	0	0	0	0	1	0	0	.429
Feb 11	at UCF	pr/1b	0	0	0	0	0	0	0	0	0	0	0	1	0	0	0	5	0	0	.429
Feb 15	at UCLA-1	p	1	0	0	0	0	0	0	0	0	0	0	0	0	0	1	1	1	0	.375
Feb 15	at UCLA-2	*1b	4	0	0	0	0	0	0	0	0	0	0	0	0	0	0	16	1	0	.250
Feb 17	vs UC - Davis	*p/1b	3	0	2	1	0	0	0	0	1	0	0	0	0	0	0	2	1	0	.333
Feb 17	vs Oregon	*1b	3	1	0	1	0	0	0	0	0	0	0	0	0	0	0	7	0	0	.278
Totals		5gs	18	2	5	2	0	0	0	0	4	0	0	1	0	0	3	34	3	1	.278

On base pct. .278 • Slugging pct. .278

#8 Erin Rethlake - 3 appearances (All games)

Date	Opponent	GS	IP	H	R	ER	BB	SO	2B	3B	HR	WP	BK	HBP	IBB	Score	W-L	Sv	ERA	NP
Feb 11	vs Pitt	*	3.1	5	2	1	2	1	1	0	1	0	0	0	0	3-6	0-0	0	2.10	51
Feb 15	at UCLA-1		4.0	3	1	1	0	2	0	0	0	0	0	0	0	2-6	0-0	0	1.91	46
Feb 17	vs UC - Davis	*	4.0	3	0	0	1	2	1	0	0	0	0	2	0	4-1	1-0	0	1.24	65
Totals		2	11.1	11	3	2	3	5	2	0	1	0	0	2	0	9-13	1-0	0	1.24	-

#28 Ashley Ruiz - 4 games (All games)

Date	Opponent	Pos	AB	R	H	RBI	2B	3B	HR	BB	SB	CS	HBP	SAC	SF	GDP	K	PO	A	E	Avg
Feb 12	vs Florida A&M	ph	1	0	0	0	0	0	0	0	0	0	0	0	0	0	0	0	0	0	.000
Feb 15	at UCLA-1	ph	1	0	0	0	0	0	0	0	0	0	0	0	0	0	0	0	0	0	.000
Feb 15	at UCLA-2	ph	1	0	0	0	0	0	0	0	0	0	0	0	0	0	0	0	0	0	.000
Feb 17	vs UC - Davis	ph/dh	1	0	0	0	0	0	0	0	0	0	0	0	0	0	0	0	0	0	.000
Totals		0gs	4	0	0	0	0	0	0	0	0	0	0	0	0	0	0	0	0	0	.000

On base pct. .000 • Slugging pct. .000

#6 Jenny Schaper - 9 games (All games)

Date	Opponent	Pos	AB	R	H	RBI	2B	3B	HR	BB	SB	CS	HBP	SAC	SF	GDP	K	PO	A	E	Avg
Feb 10	vs Florida A&M	*c	4	0	0	0	0	0	0	0	0	0	0	0	0	0	0	12	1	0	.000
Feb 10	vs Pittsburgh	*3b/1b	2	1	1	1	0	0	1	1	0	0	0	0	0	0	0	12	1	0	.167
Feb 11	vs Pitt	*c	4	1	1	1	0	0	1	0	0	0	0	0	0	0	1	3	1	0	.200
Feb 11	at UCF	*1b/c	4	0	1	0	0	0	0	0	0	0	0	0	0	0	0	1	8	2	.214
Feb 12	vs Florida A&M	*1b	2	0	1	0	0	0	0	0	0	0	1	0	0	0	0	9	0	0	.250
Feb 15	at UCLA-1	*c	3	0	0	0	0	0	0	0	0	0	0	0	0	0	1	3	1	0	.211
Feb 15	at UCLA-2	*c	5	1	1	1	0	0	1	0	0	0	0	0	0	0	2	7	2	0	.208
Feb 17	vs UC - Davis	*c	1	1	1	0	0	0	0	2	0	0	0	0	0	0	0	5	0	0	.240
Feb 17	vs Oregon	*c/3b	3	1	2	0	1	0	0	0	0	0	0	0	0	0	1	7	3	0	.286
Totals		9gs	28	5	8	3	1	0	3	3	0	0	1	0	0	0	6	66	11	0	.286

On base pct. .375 • Slugging pct. .643

#3 Shannon Smith - 2 games (All games)

Date	Opponent	Pos	AB	R	H	RBI	2B	3B	HR	BB	SB	CS	HBP	SAC	SF	GDP	K	PO	A	E	Avg
Feb 10	vs Florida A&M	*p	0	0	0	0	0	0	0	0	0	0	0	0	0	0	0	0	0	1	.000
Feb 17	vs Oregon	*p	0	0	0	0	0	0	0	0	0	0	0	0	0	0	0	0	1	0	.000
Totals		2gs	0	0	0	0	0	0	0	0	0	0	0	0	0	0	0	0	1	1	.000

On base pct. .000 • Slugging pct. .000

#3 Shannon Smith - 3 appearances (All games)

Date	Opponent	GS	IP	H	R	ER	BB	SO	2B	3B	HR	WP	BK	HBP	IBB	Score	W-L	Sv	ERA	NP
Feb 10	vs Florida A&M	*	7.0	4	2	1	1	12	1	0	1	0	0	1	0	4-2	1-0	0	1.00	123
Feb 11	vs Pitt		0.2	1	4	4	3	1	0	0	0	1	0	0	0	3-6	1-1	0	4.57	29
Feb 17	vs Oregon	*	3.1	4	1	0	2	3	1	0	0	0	0	0	0	4-5	1-1	0	3.18	64
Totals		2	11.0	9	7	5	6	16	2	0	1	1	0	1	0	11-13	1-1	0	3.18	-

2017 Kentucky Softball
Individual Game-by-Game for Kentucky (as of Feb 22, 2017)

#30 Larissa Spellman - 2 games (All games)

Date	Opponent	Pos	AB	R	H	RBI	2B	3B	HR	BB	SB	CS	HBP	SAC	SF	GDP	K	PO	A	E	Avg
Feb 15	at UCLA-1	*p	0	0	0	0	0	0	0	0	0	0	0	0	0	0	0	0	1	0	.000
Feb 17	vs UC - Davis	p	0	0	0	0	0	0	0	0	0	0	0	0	0	0	0	0	1	1	.000
Totals		1gs	0	0	0	0	0	0	0	0	0	0	0	0	0	0	0	0	2	1	.000

On base pct. .000 • Slugging pct. .000

#30 Larissa Spellman - 6 appearances (All games)

Date	Opponent	GS	IP	H	R	ER	BB	SO	2B	3B	HR	WP	BK	HBP	IBB	Score	W-L	Sv	ERA	NP
Feb 10	vs Pittsburgh		2.0	1	0	0	1	2	0	0	0	0	0	1	0	1-3	0-0	0	0.00	34
Feb 11	vs Pitt		2.0	0	0	0	1	1	0	0	0	0	0	0	0	3-6	0-0	0	0.00	21
Feb 11	at UCF		0.0	0	0	0	2	0	0	0	0	0	0	0	0	6-3	0-0	0	0.00	9
Feb 12	vs Florida A&M	*	6.2	2	0	0	1	3	0	0	0	0	0	0	0	3-0	1-0	0	0.00	68
Feb 15	at UCLA-1	*	2.0	6	5	4	1	0	0	0	0	0	0	0	0	2-6	1-1	0	2.21	46
Feb 17	vs UC - Davis		3.0	3	1	1	1	3	1	0	0	0	0	0	0	4-1	1-1	0	2.23	50
Totals		2	15.2	12	6	5	7	9	1	0	0	0	0	1	0	19-19	1-1	0	2.23	-

#2 Bailey Vick - 9 games (All games)

Date	Opponent	Pos	AB	R	H	RBI	2B	3B	HR	BB	SB	CS	HBP	SAC	SF	GDP	K	PO	A	E	Avg
Feb 10	vs Florida A&M	*dh	3	0	3	0	0	0	0	0	1	0	0	0	0	0	0	0	0	0	1.000
Feb 10	vs Pittsburgh	*of/dh	4	0	0	0	0	0	0	0	0	0	0	0	0	0	1	0	0	0	.429
Feb 11	vs Pitt	*dh	3	0	0	0	0	0	0	0	0	0	0	0	0	0	1	0	0	0	.300
Feb 11	at UCF	*of	2	0	0	0	0	0	0	0	0	0	1	0	0	0	0	0	0	0	.250
Feb 12	vs Florida A&M	*of	3	1	2	0	0	0	0	0	1	0	0	0	0	0	1	1	0	0	.333
Feb 15	at UCLA-1	*dh	2	0	1	0	0	0	0	0	0	0	0	0	0	0	1	0	0	0	.353
Feb 15	at UCLA-2	*of/dh	4	0	1	0	0	0	0	0	0	0	0	0	0	0	1	0	0	0	.333
Feb 17	vs UC - Davis	*dh/of	2	0	1	0	1	0	0	0	0	0	0	0	0	0	0	0	0	0	.348
Feb 17	vs Oregon	*dh/pr	2	0	0	0	0	0	0	0	0	0	0	0	0	0	2	0	0	0	.320
Totals		9gs	25	1	8	0	1	0	0	0	2	0	1	0	0	0	7	1	0	0	.320

On base pct. .346 • Slugging pct. .360



UK Softball Career Stats Individual Career History



Brynlee Bigelow

Year	avg	gp-gs	ab	r	h	2b	3b	hr	rbi	tb	slg%	bb	hbp	so	gdp	ob%	sf	sh	sb-att	po	a	e	fld%
2017	.000	7-0	0	1	0	0	0	0	0	0	.000	0	0	0	0	.000	0	0	0-0	0	0	0	.000
TOTAL	.000	7-0	0	1	0	0	0	0	0	0	.000	0	0	0	0	.000	0	0	0-0	0	0	0	.000

Abbey Cheek

Year	avg	gp-gs	ab	r	h	2b	3b	hr	rbi	tb	slg%	bb	hbp	so	gdp	ob%	sf	sh	sb-att	po	a	e	fld%
2017	.241	9-9	29	4	7	0	0	1	4	10	.345	2	1	5	0	.313	0	0	1-1	10	32	3	.933
TOTAL	.241	9-9	29	4	7	0	0	1	4	10	.345	2	1	5	0	.313	0	0	1-1	10	32	3	.933

Kelsee Henson

Year	avg	gp-gs	ab	r	h	2b	3b	hr	rbi	tb	slg%	bb	hbp	so	gdp	ob%	sf	sh	sb-att	po	a	e	fld%
2017	.250	3-2	4	0	1	0	0	0	3	1	.250	0	0	1	0	.167	2	0	0-0	0	0	0	.000
TOTAL	.250	3-2	4	0	1	0	0	0	3	1	.250	0	0	1	0	.167	2	0	0-0	0	0	0	.000

Brooklin Hinz

Year	avg	gp-gs	ab	r	h	2b	3b	hr	rbi	tb	slg%	bb	hbp	so	gdp	ob%	sf	sh	sb-att	po	a	e	fld%
2015	.215	55-42	121	10	26	5	0	1	12	34	.281	8	5	34	2	.291	0	1	1-1	16	0	0	1.000
2016	.310	56-52	142	22	44	12	0	7	35	77	.542	11	6	17	0	.381	1	4	1-2	20	2	1	.957
2017	.167	9-7	18	2	3	1	0	0	1	4	.222	3	0	4	0	.273	1	0	1-1	8	2	2	.833
TOTAL	.260	120-101	281	34	73	18	0	8	48	115	.409	22	11	55	2	.335	2	5	3-4	44	4	3	.941

Hannah Huffman

Year	avg	gp-gs	ab	r	h	2b	3b	hr	rbi	tb	slg%	bb	hbp	so	gdp	ob%	sf	sh	sb-att	po	a	e	fld%
2017	.000	4-0	0	2	0	0	0	0	0	0	.000	0	0	0	0	.000	0	0	0-0	0	0	0	.000
TOTAL	.000	4-0	0	2	0	0	0	0	0	0	.000	0	0	0	0	.000	0	0	0-0	0	0	0	.000

Kalia Johnson

Year	avg	gp-gs	ab	r	h	2b	3b	hr	rbi	tb	slg%	bb	hbp	so	gdp	ob%	sf	sh	sb-att	po	a	e	fld%
------	-----	-------	----	---	---	----	----	----	-----	----	------	----	-----	----	-----	-----	----	----	--------	----	---	---	------

Madison Kearschner

Year	avg	gp-gs	ab	r	h	2b	3b	hr	rbi	tb	slg%	bb	hbp	so	gdp	ob%	sf	sh	sb-att	po	a	e	fld%
2016	.000	1-0	0	0	0	0	0	0	0	0	.000	0	0	0	0	.000	0	0	0-0	0	0	0	.000
TOTAL	.000	1-0	0	0	0	0	0	0	0	0	.000	0	0	0	0	.000	0	0	0-0	0	0	0	.000

Alex Martens

Year	avg	gp-gs	ab	r	h	2b	3b	hr	rbi	tb	slg%	bb	hbp	so	gdp	ob%	sf	sh	sb-att	po	a	e	fld%
2017	.241	9-9	29	2	7	3	0	1	7	13	.448	5	0	2	0	.353	0	0	0-0	17	19	1	.973
TOTAL	.241	9-9	29	2	7	3	0	1	7	13	.448	5	0	2	0	.353	0	0	0-0	17	19	1	.973



UK Softball Career Stats Individual Career History



Morgan McCallum

Year	avg	gp-gs	ab	r	h	2b	3b	hr	rbi	tb	slg%	bb	hbp	so	gdp	ob%	sf	sh	sb-att	po	a	e	fld%
2017	.000	1-0	1	0	0	0	0	0	0	0	.000	0	0	1	0	.000	0	0	0-0	0	0	0	.000
TOTAL	.000	1-0	1	0	0	0	0	0	0	0	.000	0	0	1	0	.000	0	0	0-0	0	0	0	.000

Rachael Metzger

Year	avg	gp-gs	ab	r	h	2b	3b	hr	rbi	tb	slg%	bb	hbp	so	gdp	ob%	sf	sh	sb-att	po	a	e	fld%
2015	.206	44-19	68	3	14	2	0	2	6	22	.324	7	1	13	0	.289	0	2	0-0	82	13	1	.990
2016	.200	29-13	30	0	6	2	0	0	3	8	.267	3	3	5	0	.324	1	1	0-0	51	3	2	.964
2017	.250	9-7	12	2	3	0	0	1	2	6	.500	1	1	4	0	.357	0	2	0-0	30	1	0	1.000
TOTAL	.209	82-39	110	5	23	4	0	3	11	36	.327	11	5	22	0	.307	1	5	0-0	163	17	3	.984

Kierston Moore

Year	avg	gp-gs	ab	r	h	2b	3b	hr	rbi	tb	slg%	bb	hbp	so	gdp	ob%	sf	sh	sb-att	po	a	e	fld%
2017	.667	3-0	3	1	2	0	0	1	3	5	1.667	1	0	0	0	.750	0	0	0-0	0	0	0	.000
TOTAL	.667	3-0	3	1	2	0	0	1	3	5	1.667	1	0	0	0	.750	0	0	0-0	0	0	0	.000

Meagan Prince

Year	avg	gp-gs	ab	r	h	2b	3b	hr	rbi	tb	slg%	bb	hbp	so	gdp	ob%	sf	sh	sb-att	po	a	e	fld%
2014	.000	3-3	0	0	0	0	0	0	0	0	.000	0	0	0	0	.000	0	0	0-0	1	17	2	.900
2015	.000	1-1	0	0	0	0	0	0	0	0	.000	0	0	0	0	.000	0	0	0-0	0	26	1	.963
2016	.000	1-1	0	0	0	0	0	0	0	0	.000	0	0	0	0	.000	0	0	0-0	3	36	6	.867
2017	.000	0-0	0	0	0	0	0	0	0	0	.000	0	0	0	0	.000	0	0	0-0	1	5	0	1.000
TOTAL	.000	5-5	0	0	0	0	0	0	0	0	.000	0	0	0	0	.000	0	0	0-0	5	84	9	.908

Year	era	w-l	app	gs	cq	sho	sv	ip	h	r	er	bb	so	2b	3b	hr	bf	bavg	wp	hbp	bk	sfa	sha
2014	3.47	8-4	21	8	1	0/1	1	70.2	81	43	35	25	61	11	0	8	328	.283	4	9	2	0	8
2015	3.43	13-8	27	17	5	1/3	1	104.0	104	55	51	39	86	15	2	5	462	.257	3	11	1	2	6
2016	1.85	21-6	33	25	13	5/4	2	162.2	129	54	43	41	126	17	0	8	674	.214	4	11	1	1	17
2017	2.07	2-2	5	3	1	0/1	1	27.0	25	11	8	9	26	2	0	2	121	.260	6	8	0	1	7
TOTAL	2.63	44-20	86	53	20	6/9	5	364.1	339	163	137	114	299	45	2	23	1585	.244	17	39	4	4	38

Sarah Rainwater

Year	avg	gp-gs	ab	r	h	2b	3b	hr	rbi	tb	slg%	bb	hbp	so	gdp	ob%	sf	sh	sb-att	po	a	e	fld%
2017	.071	9-8	14	1	1	0	0	0	0	1	.071	2	0	4	0	.176	1	1	1-1	4	0	1	.800
TOTAL	.071	9-8	14	1	1	0	0	0	0	1	.071	2	0	4	0	.176	1	1	1-1	4	0	1	.800

Breanne Ray

Year	avg	gp-gs	ab	r	h	2b	3b	hr	rbi	tb	slg%	bb	hbp	so	gdp	ob%	sf	sh	sb-att	po	a	e	fld%
2014	.091	25-1	22	1	2	0	0	1	3	5	.227	4	1	6	0	.250	1	0	0-0	0	0	0	.000
2015	.226	56-45	133	13	30	4	0	6	25	52	.391	8	5	29	0	.291	2	1	0-0	17	1	1	.947
2016	.193	45-34	88	4	17	5	0	2	14	28	.318	4	3	12	0	.247	2	1	0-0	9	1	2	.833
2017	.321	9-9	28	2	9	1	1	0	2	12	.429	3	0	2	1	.387	0	0	0-0	4	0	1	.800
TOTAL	.214	135-89	271	20	58	10	1	9	44	97	.358	19	9	49	1	.283	5	2	0-0	30	2	4	.889

Katie Reed

Year	avg	gp-gs	ab	r	h	2b	3b	hr	rbi	tb	slg%	bb	hbp	so	gdp	ob%	sf	sh	sb-att	po	a	e	fld%
2017	.343	9-9	35	4	12	1	0	0	1	13	.371	0	0	2	0	.343	0	0	3-3	20	26	1	.979
TOTAL	.343	9-9	35	4	12	1	0	0	1	13	.371	0	0	2	0	.343	0	0	3-3	20	26	1	.979



UK Softball Career Stats Individual Career History



Erin Rethlake

Year	avg	gp-gs	ab	r	h	2b	3b	hr	rbi	tb	slg%	bb	hbp	so	gdp	ob%	sf	sh	sb-att	po	a	e	fld%
2015	.115	33-17	52	4	6	2	0	0	4	8	.154	4	1	21	0	.193	0	0	0-0	14	8	1	.957
2016	.123	49-18	57	8	7	0	0	0	2	7	.123	7	0	13	0	.219	0	3	3-3	18	8	0	1.000
2017	.278	8-5	18	2	5	0	0	0	2	5	.278	0	0	3	0	.278	0	1	4-4	34	3	1	.974
TOTAL	.142	90-40	127	14	18	2	0	0	8	20	.157	11	1	37	0	.216	0	4	7-7	66	19	2	.977

Year	era	w-l	app	gs	cq	sho	sv	ip	h	r	er	bb	so	2b	3b	hr	bf	bavg	wp	hbp	bk	sfa	sha
2015	2.85	4-1	22	4	1	0/2	1	51.2	48	24	21	26	41	13	1	5	231	.244	2	6	1	0	2
2016	4.81	1-2	6	3	1	1/1	0	16.0	13	13	11	8	22	3	0	2	77	.206	2	5	0	1	0
2017	1.24	1-0	3	2	0	0/0	0	11.1	11	3	2	3	5	2	0	1	50	.256	0	2	0	1	1
TOTAL	3.01	6-3	31	9	2	1/3	1	79.0	72	40	34	37	68	18	1	8	358	.238	4	13	1	2	3

Ashley Ruiz

Year	avg	gp-gs	ab	r	h	2b	3b	hr	rbi	tb	slg%	bb	hbp	so	gdp	ob%	sf	sh	sb-att	po	a	e	fld%
2017	.000	4-0	4	0	0	0	0	0	0	0	.000	0	0	0	0	.000	0	0	0-0	0	0	0	.000
TOTAL	.000	4-0	4	0	0	0	0	0	0	0	.000	0	0	0	0	.000	0	0	0-0	0	0	0	.000

Jenny Schaper

Year	avg	gp-gs	ab	r	h	2b	3b	hr	rbi	tb	slg%	bb	hbp	so	gdp	ob%	sf	sh	sb-att	po	a	e	fld%
2016	.281	57-47	121	11	34	7	0	4	21	53	.438	17	2	19	0	.376	1	3	0-0	399	21	3	.993
2017	.286	9-9	28	5	8	1	0	3	3	18	.643	3	1	6	0	.375	0	0	0-0	66	11	0	1.000
TOTAL	.282	66-56	149	16	42	8	0	7	24	71	.477	20	3	25	0	.376	1	3	0-0	465	32	3	.994

Shannon Smith

Year	avg	gp-gs	ab	r	h	2b	3b	hr	rbi	tb	slg%	bb	hbp	so	gdp	ob%	sf	sh	sb-att	po	a	e	fld%
2014	.000	2-2	0	0	0	0	0	0	0	0	.000	0	0	0	0	.000	0	0	0-0	2	10	0	1.000
2015	.000	0-0	0	0	0	0	0	0	0	0	.000	0	0	0	0	.000	0	0	0-0	1	3	0	1.000
2016	.000	0-0	0	0	0	0	0	0	0	0	.000	0	0	0	0	.000	0	0	0-0	0	8	2	.800
2017	.000	0-0	0	0	0	0	0	0	0	0	.000	0	0	0	0	.000	0	0	0-0	0	1	1	.500
TOTAL	.000	2-2	0	0	0	0	0	0	0	0	.000	0	0	0	0	.000	0	0	0-0	3	22	3	.893

Year	era	w-l	app	gs	cq	sho	sv	ip	h	r	er	bb	so	2b	3b	hr	bf	bavg	wp	hbp	bk	sfa	sha
2014	2.93	2-3	13	7	1	1/1	1	40.2	31	18	17	37	45	8	0	4	190	.214	6	4	0	0	4
2015	3.23	1-1	10	7	0	0/2	0	26.0	26	15	12	19	35	4	0	3	126	.257	0	3	0	0	3
2016	1.83	3-0	14	9	3	1/0	0	42.0	22	21	11	34	72	5	0	5	187	.147	2	3	0	0	0
2017	3.18	1-1	3	2	1	0/0	0	11.0	9	7	5	6	16	2	0	1	47	.225	1	1	0	0	0
TOTAL	2.63	7-5	40	25	5	2/3	1	119.2	88	61	45	96	168	19	0	13	550	.202	9	11	0	0	7

Larissa Spellman

Year	avg	gp-gs	ab	r	h	2b	3b	hr	rbi	tb	slg%	bb	hbp	so	gdp	ob%	sf	sh	sb-att	po	a	e	fld%
2017	.000	0-0	0	0	0	0	0	0	0	0	.000	0	0	0	0	.000	0	0	0-0	0	2	1	.667
TOTAL	.000	0-0	0	0	0	0	0	0	0	0	.000	0	0	0	0	.000	0	0	0-0	0	2	1	.667

Year	era	w-l	app	gs	cq	sho	sv	ip	h	r	er	bb	so	2b	3b	hr	bf	bavg	wp	hbp	bk	sfa	sha
2017	2.23	1-1	6	2	0	0/1	0	15.2	12	6	5	7	9	1	0	0	66	.207	0	1	0	0	0
TOTAL	2.23	1-1	6	2	0	0/1	0	15.2	12	6	5	7	9	1	0	0	66	.207	0	1	0	0	0

Bailey Vick

Year	avg	gp-gs	ab	r	h	2b	3b	hr	rbi	tb	slg%	bb	hbp	so	gdp	ob%	sf	sh	sb-att	po	a	e	fld%
2017	.320	9-9	25	1	8	1	0	0	0	9	.360	0	1	7	0	.346	0	0	2-2	1	0	0	1.000
TOTAL	.320	9-9	25	1	8	1	0	0	0	9	.360	0	1	7	0	.346	0	0	2-2	1	0	0	1.000