

# MEDIA



# GUIDE



THOMAS BERNAL  
R-Senior, IF/C



KA'AI TOM  
Junior, OF/2B



KYLE CODY  
Junior, RHP





JaVON SHELBY  
Sophomore, IF/OF



ZACK BROWN  
Sophomore, RHP



LOGAN SALOW  
Sophomore, LHP







# TABLE OF CONTENTS

## **Media Info**

Quick Facts	3
Roster	4
Radio/TV Spot Chart	5
2015 Schedule/Travel Plans	6

## **Coaches**

Head Coach Gary Henderson	8-11
Assistant Coach/Recruiting Coordinator Brad Bohannon	12-14
Assistant Coach/Offensive Coordinator Rick Eckstein	15-16
Volunteer Assistant Coach/Catching Coordinator Keith Vorhoff	17-19
Support Staff	20-25
Sports Turf	26

## **2015 Wildcats**

Player Bios	28-66
-------------	-------

## **2015 Preview**

Player Feature: Kyle Barrett	68
Player Feature: Thomas Bernal	69
Player Feature: Zack Brown	70
Player Feature: Kyle Cody	71
Player Feature: Greg Fettes	72
Player Feature: Spencer Jack	73
Player Feature: Andrew Nelson	74
Player Feature: JaVon Shelby	75
Player Feature: Ka'ai Tom	76
Player Feature: Storm Wilson	77
2015 Opponents	78-85
Series History vs. 2015 Opponents	86-91
SEC Tournament	92
SEC Composite Schedule	93-96

## **2014 Review**

Results	98
Individual Stats	99
Individual SEC Stats	100
Fielding Stats	101
Situational Stats	102
Game-by-Game Batting	103
Game-by-Game Pitching	104
Superlatives	105
Miscellaneous Stats	106
Home Run Tracker	107
SEC in Review	108
SEC Team Stats (Final)	109
Departed Player Stats	110
Inside the Numbers	111
Game-Winning RBI	112
Season Notes	113-116

## **AJ's Historic 2014**

Final AJ Reed Bio	118-124
-------------------	---------

## **History**

All-Time Coaching Records	126
SEC History	127
Postseason History	128
All-American Sawyer Carroll	129
All-American Sean Coughlin	130
All-American Collin Cowgill	131
All-American Ryan Strieby	132
UK vs. All Opponents	133
Year-by-Year Results	134-143
Year-by-Year Stats	144
Yearly Leaders	145-148
Single-Season Records	149-151
Career Records	152-154
Team Records	155
Awards and Honors	156-158
UK vs. Ranked Foes	159-160
UK in Extra-Inning Games	161
Keith Madison	162
MLB Draft	163-64
UK Players MLB Stats	165-169
All-Time Letterwinners	170-175
All-Time Jersey Numbers	176-178
Shively Field at Cliff Hagan Stadium	178
2006 SEC Champions	179
Historic Two-Way Players under Gary Henderson	180



## QUICK FACTS

### University

Location: ..... Lexington, Ky.  
 Founded: ..... 1865  
 Enrollment: ..... 29,410  
 Nickname: ..... Wildcats  
 Colors: ..... Blue (PMS 286) and White  
 Conference: ..... Southeastern (Eastern Division)  
 President: ..... Dr. Eli Capilouto (Alabama, 1971)  
 Faculty Representative: ..... Joseph L. Fink  
 ..... (Philadelphia College of Pharmacy and Science, 1970)

### Coaching Staff

Head Coach: ..... Gary Henderson (San Diego State, 1984)  
 Career Record: ..... 196-151 (7th season)  
 Record at UK: ..... 196-151 (7th season)  
 Best Time to Call: ..... Contact SID  
 Assistant Coach: ..... Brad Bohannon (Berry College, 1998)  
 Assistant Coach: ..... Rick Eckstein (Florida, 1996)  
 Volunteer Assistant: ..... Keith Vorhoff (Missouri Valley, 2004)  
 Director of Operations: ..... Jack Hoehl (Auburn, 2012)

### 2014 Review

Overall Record: ..... 37-25  
 Home: ..... 19-10  
 Away: ..... 10-11  
 Neutral: ..... 8-4  
 Conference Record: ..... 14-16  
 Home: ..... 7-8  
 Away: ..... 7-8  
 Conference Finish: ..... ninth overall, fourth in East

### History

All-Time Record: ..... 1777-1726-25 (.506)  
 All-Time Conference Record: ..... 661-892-8 (.428)  
 All-Time Conference Tournament Record: ..... 21-31 (.404)  
 Conference Tournament Titles: ..... none  
 Conference Titles: ..... one (2006)  
 NCAA Tournament Appearances: ..... eight  
 NCAA Tournament Record: ..... 14-16 (.467)  
**Super Regional Appearances:** ..... none  
 College World Series Appearances: ..... none

### Facility

Stadium: ..... Cliff Hagan Stadium at Shively Field  
 First Year: ..... 1969  
 Last Renovated: ..... 2007  
 Capacity: ..... 3,000  
 Dimensions: ..... 340-365-390-350-310



### COMMUNICATIONS (AREA CODE 859)



*Brent Ingram  
 Kentucky (2006)*

Media Relations Contact: ..... Brent Ingram  
 Secondary Contact: ..... Ryan Cox  
 Media Relations Office: ..... 257-3838 (Ingram ext. 8504)  
 Media Relations Fax: ..... 323-4310  
 Baseball Office: ..... 257-8052  
 Baseball Fax: ..... 323-4754  
 Baseball Press Box: ..... 257-9011  
 Ingram Cell: ..... 608-6230  
 Ingram E-Mail: ..... [brent.ingram@uky.edu](mailto:brent.ingram@uky.edu)  
 Ingram Twitter: ..... @UKMR\_BI  
 Cox Cell: ..... (484) 645-1289  
 Cox E-Mail: ..... [rsco224@g.uky.edu](mailto:rsco224@g.uky.edu)  
 UK Website: ..... [www.UKathletics.com](http://www.UKathletics.com)  
 UK Facebook: ..... Kentucky Baseball  
 UK Twitter: ..... @UKbaseball

#### Mailing/Overnight Address:

Joe Craft Center • 338 Lexington Ave. • Lexington, KY 40506-0604

The 2015 Kentucky Baseball Media Guide is published by the University of Kentucky Athletics Department, Mitch Barnhart, Director. **Written, compiled, edited and layed by:** Brent Ingram. **Editorial assistance by:** Ryan Cox, Joseph Hudgins, Thomas Bernal, Jack Hoehl, Jake Schiphorst, Pat Ingram, Scott Dean, Sean Hilten, Guy Ramsey, Eric Lindsey, Sean Cartell, Chad Crunk, Nathan Schwake, Kaelin Massey. **Design by:** Kim Troxall. **Principal photography by:** UK Athletics, Chet White, Britney McIntosh, Barry Westerman, Aaron Borton. **Additional photography by:** Brent Ingram, David Coyle, Cubs, Twins, Mariners, USA Baseball, Dick Gabriel, Diamondbacks, Lou Pavlovich, Aaron Sprecher, AP, Getty Images.



**#UKbaseball**  
**@UKbaseball**

# 2015 ROSTER

## NUMERICAL ROSTER

No.	Name	Pos.	B/T	Ht.	Wt.	Cl.	Hometown/Previous School
3	Riley Mahan	IF	L/R	6-2	185	FR	Cincinnati, Ohio/Moeller HS
4	Kyle Barrett	OF	L/R	5-11	185	JR	Douglasville, Ga./Chapel Hill HS
5	JaVon Shelby	IF/OF	R/R	6-2	200	SO	Lexington, Ky./Tates Creek HS
6	*Jake Hamilton	LHP	R/L	5-9	200	FR	Racoon, Ky./Pikeville HS
7	Connor Heady	IF	R/R	6-0	175	SO	Prospect, Ky./North Oldham HS
8	Storm Wilson	OF	L/R	5-11	200	R-SO	Science Hill, Ky./Somerset HS
10	Ryne Combs	LHP	L/L	6-0	185	JR	Lexington, Ky./Bryan Station HS
11	Matt Snyder	LHP	L/L	6-4	195	R-JR	Albany, N.Y./Colonie Central HS/Virginia Tech/ Fulton Montgomery CC/Temple
12	Andrew Nelson	RHP	R/R	6-3	205	SR	Omaha, Neb./Millard West/Cuesta JC
14	Dustin Beggs	RHP	R/R	6-2	190	JR	Roswell, Ga./Centennial HS/Georgia Perimeter
15	Marcus Carson	OF	L/L	5-8	165	SO	London, Ky./North Laurel HS
16	Troy Squires	IF/C	L/R	5-11	190	R-FR	Elizabethtown, Ky./Central Hardin HS
17	Taylor Martin	RHP	R/R	6-4	205	R-JR	Lexington, Ky./Lexington Catholic HS
19	Evan White	1B/OF	R/L	6-3	200	FR	Gahanna, Ohio/Gahanna Lincoln HS
21	Robert Zeigler	RHP	R/R	6-3	225	SO	Defiance, Ohio/Defiance HS
22	Jared Proctor	LHP	L/L	5-9	150	FR	Bardstown, Ky./Nelson County HS
23	Kyle Cody	RHP	R/R	6-7	245	JR	Chippewa Falls, Wis./McDonnell Central Cath. HS
24	Dylan Dwyer	LHP	L/L	6-1	180	JR	Murray, Ky./Calloway County HS
25	Ka'ai Tom	OF/2B	L/R	5-9	185	JR	Kaneohe, Hawaii/Saint Louis HS/Fort Scott JC
26	Tyler Marshall	IF	L/R	6-1	185	R-FR	Louisville, Ky./Trinity HS
27	Justin Lewis	RHP	R/R	6-5	190	FR	Suwannee, Ga./Greater Atlanta Christian Academy
28	Logan Salow	LHP	L/L	6-2	185	SO	Ashland, Ky./Paul G. Blazer HS
29	Zach Strecker	RHP	R/R	6-4	225	R-JR	Louisville, Ky./Eastern HS
30	Bo Wilson	RHP	R/R	5-11	180	JR	Brandenburg, Ky./Meade County HS/Air Force
31	Bryce Bastien	OF	L/L	5-9	180	R-JR	Columbia, Ill./Columbia HS/Maryville College
33	Zack Brown	RHP	R/R	6-2	200	SO	Seymour, Ind./Seymour HS
34	Spencer Jack	RHP	R/R	6-3	215	SR	Los Angeles, Calif./Loyola/Jacksonville/Glendale
35	Zach Arnold	C	R/R	6-2	185	JR	Frankfort, Ky./Franklin County HS
39	Zach Logue	LHP	L/L	6-0	185	FR	Mason, Ohio/Moeller HS
40	Greg Fettes	C	R/R	6-2	230	R-JR	Madison Heights, Mich./Lamphere HS
41	Blake Oyler	RHP	R/R	6-0	175	R-SO	Louisville, Ky./Male HS/Transylvania
42	Brad Schaezner	LHP	R/L	6-2	205	FR	Oxford, Mich./Lake Orion Community HS
43	*Trey Miller	IF	R/R	6-0	190	SO	Lexington, Ky./Lexington Catholic HS/Michigan
44	Dorian Hairston	OF	R/R	5-11	205	JR	Lexington, Ky./Tates Creek HS
46	Thomas Bernal	IF/C	R/R	6-0	210	R-SR	Paso Robles, Calif./Paso Robles HS
50	Marshall Gei	C/IF	S/R	6-0	185	FR	Mount Juliet, Tenn./Mount Juliet HS
52	Zach Pop	RHP	R/R	6-4	215	FR	Brampton, Canada/Notre Dame Catholic HS
53	Erich Hartman	RHP	R/R	6-2	205	FR	York, Pa./York Catholic HS

\* = will redshirt the 2015 season

## ALPHABETICAL

35	Zach Arnold	C
4	Kyle Barrett	OF
31	Bryce Bastien	OF
14	Dustin Beggs	RHP
46	Thomas Bernal	IF/C
33	Zack Brown	RHP
15	Marcus Carson	OF
23	Kyle Cody	RHP
10	Ryne Combs	LHP
24	Dylan Dwyer	LHP
40	Greg Fettes	C
50	Marshall Gei	C/IF
44	Dorian Hairston	OF
6	Jake Hamilton	LHP
53	Erich Hartman	RHP
7	Connor Heady	IF
34	Spencer Jack	RHP
27	Justin Lewis	RHP
39	Zach Logue	LHP
3	Riley Mahan	IF
26	Tyler Marshall	IF
17	Taylor Martin	RHP
43	Trey Miller	IF
12	Andrew Nelson	RHP
41	Blake Oyler	RHP
52	Zach Pop	RHP
22	Jared Proctor	LHP
28	Logan Salow	LHP
42	Brad Schaezner	LHP
5	JaVon Shelby	IF/OF
11	Matt Snyder	LHP
16	Troy Squires	IF/C
29	Zach Strecker	RHP
25	Ka'ai Tom	OF/2B
19	Evan White	1B/OF
8	Storm Wilson	OF
30	Bo Wilson	RHP
21	Robert Zeigler	RHP

## COACHING STAFF

Head Coach: Gary Henderson (San Diego State, 1984)

Career Record: 196-151 (7th season)

Record at UK: 196-151 (7th season)

Assistant Coach/Offensive Coordinator: Rick Eckstein (Florida, 1996)

Assistant Coach/Recruiting Coordinator: Brad Bohannon (Berry College, 1998)

Volunteer Assistant/Catching Coordinator: Keith Vorhoff (Missouri Valley, 2004)

Director of Operations: Jack Hoehl (Auburn, 2012)

## PRONUNCIATION GUIDE


Bastien	.....	BASS-teen
Bernal	.....	BUR-nell
Fettes	.....	FETT-is
Gei	.....	Geee
Heady	.....	HEAD-ee
Logue	.....	LOW-g
Mahan	.....	MAY-han
Oyler	.....	like 'OILER'
Ka'ai	.....	High with a 'K' (KIGH)
Zeigler	.....	ZIG-ler

# RADIO/TV SPOT CHART



3

**Riley Mahan**  
IF • FR



4

**Kyle Barrett**  
OF • JR




5

**JaVon Shelby**  
IF/OF • SO



6

**Jake Hamilton**  
LHP • FR



7

**Connor Heady**  
IF • SO



8

**Storm Wilson**  
OF • R-SO



10

**Ryne Combs**  
LHP • JR




11

**Matt Snyder**  
LHP • R-JR



12

**Andrew Nelson**  
RHP • SR




14

**Dustin Beggs**  
RHP • JR



15

**Marcus Carson**  
OF • SO




16

**Troy Squires**  
IF/C • R-FR



17

**Taylor Martin**  
RHP • R-JR




19

**Evan White**  
1B/OF • FR




21

**Robert Zeigler**  
RHP • SO



22

**Jared Proctor**  
LHP • FR



23

**Kyle Cody**  
RHP • JR




24

**Dylan Dwyer**  
LHP • JR



25

**Ka'ai Tom**  
OF/2B • JR



26

**Tyler Marshall**  
IF • R-FR




27

**Justin Lewis**  
RHP • FR



28

**Logan Salow**  
LHP • SO



29

**Zach Strecker**  
RHP • R-JR



30

**Bo Wilson**  
RHP • JR



31

**Bryce Bastien**  
OF • R-JR




33

**Zack Brown**  
RHP • SO



34

**Spencer Jack**  
RHP • SR



35

**Zach Arnold**  
C • JR



39

**Zach Logue**  
LHP • FR




40

**Greg Fettes**  
C • R-JR



41

**Blake Oyler**  
RHP • R-SO



42

**Brad Schaezner**  
LHP • FR



43

**Trey Miller**  
IF • SO




44

**Dorian Hairston**  
OF • JR



46

**Thomas Bernal**  
IF/C • R-SR



50

**Marshall Gei**  
C/IF • FR



52

**Zach Pop**  
RHP • FR



53

**Erich Hartman**  
RHP • FR



20

**Gary Henderson**  
Head Coach



57

**Rick Eckstein**  
Assistant Coach



38

**Brad Bohannon**  
Assistant Coach



13

**Keith Vorhoff**  
Assistant Coach



13

**Jack Hoehl**  
Dir. of Operations



13

**Ryan DeVriendt**  
Strength Coach

# 2015 SCHEDULE

Date	Day	Opponent	Site	Time	TV
February 13	Friday	vs. Ball State	Wilmington, N.C.	12:00 p.m.	
February 14	Saturday	vs. Richmond	Wilmington, N.C.	12:00 p.m.	
February 15	Sunday	at UNC Wilmington	Wilmington, N.C.	1:30 p.m.	
February 19	Thursday	at Southern California	Los Angeles, Calif.	9:00 p.m.	
February 20	Friday	at UC Santa Barbara	Santa Barbara, Calif.	5:00 p.m.	
February 21	Saturday	at UC Santa Barbara	Santa Barbara, Calif.	5:00 p.m.	
February 22	Sunday	at UC Santa Barbara	Santa Barbara, Calif.	4:00 p.m.	
February 27	Friday	vs. Kansas State	Port Charlotte, Fla.	TBA	
		vs. Nebraska-Omaha	Port Charlotte, Fla.	TBA	
February 28	Saturday	vs. Kansas State	Port Charlotte, Fla.	TBA	
March 1	Sunday	vs. Mt. St. Mary's	Port Charlotte, Fla.	TBA	
<b>MARCH 3</b>	<b>TUESDAY</b>	<b>MURRAY STATE</b>	<b>LEXINGTON</b>	<b>4:00 P.M.</b>	<b>SECN+</b>
<b>MARCH 4</b>	<b>WEDNESDAY</b>	<b>WRIGHT STATE</b>	<b>LEXINGTON</b>	<b>4:00 P.M.</b>	<b>SECN+</b>
<b>MARCH 6</b>	<b>FRIDAY</b>	<b>UMASS</b>	<b>LEXINGTON</b>	<b>4:00 P.M.</b>	<b>SECN+</b>
<b>MARCH 7</b>	<b>SATURDAY</b>	<b>UMASS</b>	<b>LEXINGTON</b>	<b>12:00 P.M.</b>	<b>SECN+</b>
		<b>UMASS</b>	<b>LEXINGTON</b>	<b>4:00 P.M.</b>	<b>SECN+</b>
<b>MARCH 8</b>	<b>SUNDAY</b>	<b>UMASS</b>	<b>LEXINGTON</b>	<b>1:00 P.M.</b>	<b>SECN+</b>
<b>MARCH 10</b>	<b>TUESDAY</b>	<b>CINCINNATI</b>	<b>LEXINGTON</b>	<b>7:00 P.M.</b>	<b>SECN</b>
March 13	Friday	at South Carolina	Columbia, S.C.	7:00 p.m.	SECN+
March 14	Saturday	at South Carolina	Columbia, S.C.	4:00 p.m.	SECN+
March 15	Sunday	at South Carolina	Columbia, S.C.	1:30 p.m.	SECN+
<b>MARCH 17</b>	<b>TUESDAY</b>	<b>OHIO</b>	<b>LEXINGTON</b>	<b>4:00 P.M.</b>	<b>SECN+</b>
<b>MARCH 20</b>	<b>FRIDAY</b>	<b>MISSISSIPPI STATE</b>	<b>LEXINGTON</b>	<b>6:30 P.M.</b>	<b>SECN+</b>
<b>MARCH 21</b>	<b>SATURDAY</b>	<b>MISSISSIPPI STATE</b>	<b>LEXINGTON</b>	<b>2:00 P.M.</b>	<b>SECN+</b>
<b>MARCH 22</b>	<b>SUNDAY</b>	<b>MISSISSIPPI STATE</b>	<b>LEXINGTON</b>	<b>1:00 P.M.</b>	<b>SECN+</b>
March 24	Tuesday	at Western Kentucky	Bowling Green, Ky.	7:00 p.m.	
<b>MARCH</b>	<b>WEDNESDAY</b>	<b>MOREHEAD STATE</b>	<b>LEXINGTON</b>	<b>4:00 p.m.</b>	
March 27	Friday	at LSU	Baton Rouge, La.	8:00 p.m.	SECN+
March 28	Saturday	at LSU	Baton Rouge, La.	7:30 p.m.	SECN+
March 29	Sunday	at LSU	Baton Rouge, La.	12:00 p.m.	SECN+
<b>MARCH 31</b>	<b>TUESDAY</b>	<b>INDIANA</b>	<b>LEXINGTON</b>	<b>4:00 P.M.</b>	<b>SECN+</b>
<b>APRIL 2</b>	<b>THURSDAY</b>	<b>TEXAS A&amp;M</b>	<b>LEXINGTON</b>	<b>7:00 P.M.</b>	<b>SECN</b>
<b>APRIL 3</b>	<b>FRIDAY</b>	<b>TEXAS A&amp;M</b>	<b>LEXINGTON</b>	<b>7:00 P.M.</b>	<b>SECN</b>
<b>APRIL 4</b>	<b>SATURDAY</b>	<b>TEXAS A&amp;M</b>	<b>LEXINGTON</b>	<b>1:00 P.M.</b>	<b>SECN</b>
April 8	Wednesday	at Louisville	Louisville, Ky.	6:00 p.m.	
April 10	Friday	at Arkansas	Fayetteville, Ark.	8:35 p.m.	SECN+
April 11	Saturday	at Arkansas	Fayetteville, Ark.	8:05 p.m.	SECN+
April 12	Sunday	at Arkansas	Fayetteville, Ark.	3:05 p.m.	SECN+
<b>APRIL 14</b>	<b>TUESDAY</b>	<b>WESTERN KENTUCKY</b>	<b>LEXINGTON</b>	<b>6:30 P.M.</b>	<b>SECN+</b>
<b>APRIL 16</b>	<b>THURSDAY</b>	<b>TENNESSEE</b>	<b>LEXINGTON</b>	<b>7:00 P.M.</b>	<b>SECN</b>
<b>APRIL 17</b>	<b>FRIDAY</b>	<b>TENNESSEE</b>	<b>LEXINGTON</b>	<b>6:30 P.M.</b>	<b>SECN+</b>
<b>APRIL 18</b>	<b>SATURDAY</b>	<b>TENNESSEE</b>	<b>LEXINGTON</b>	<b>12:00 P.M.</b>	<b>SECN</b>
<b>APRIL 21</b>	<b>TUESDAY</b>	<b>XAVIER</b>	<b>LEXINGTON</b>	<b>6:30 P.M.</b>	<b>SECN+</b>
April 24	Friday	at Florida	Gainesville, Fla.	7:00 p.m.	SECN+
April 25	Saturday	at Florida	Gainesville, Fla.	7:00 p.m.	SECN+
April 26	Sunday	at Florida	Gainesville, Fla.	12:30 p.m.	SECN+
<b>APRIL 28</b>	<b>TUESDAY</b>	<b>LOUISVILLE</b>	<b>LEXINGTON</b>	<b>7:00 P.M.</b>	<b>SECN</b>
<b>MAY 1</b>	<b>FRIDAY</b>	<b>VANDERBILT</b>	<b>LEXINGTON</b>	<b>6:30 P.M.</b>	<b>SECN+</b>
<b>MAY 2</b>	<b>SATURDAY</b>	<b>VANDERBILT</b>	<b>LEXINGTON</b>	<b>6:30 P.M.</b>	<b>SECN+</b>
<b>MAY 3</b>	<b>SUNDAY</b>	<b>VANDERBILT</b>	<b>LEXINGTON</b>	<b>1:00 P.M.</b>	<b>SECN+</b>
<b>MAY 8</b>	<b>FRIDAY</b>	<b>GEORGIA</b>	<b>LEXINGTON</b>	<b>6:30 P.M.</b>	<b>SECN+</b>
<b>MAY 9</b>	<b>SATURDAY</b>	<b>GEORGIA</b>	<b>LEXINGTON</b>	<b>2:00 P.M.</b>	<b>SECN+</b>
<b>MAY 10</b>	<b>SUNDAY</b>	<b>GEORGIA</b>	<b>LEXINGTON</b>	<b>12:00 P.M.</b>	<b>SECN</b>
<b>MAY 12</b>	<b>TUESDAY</b>	<b>NORTHERN KENTUCKY</b>	<b>LEXINGTON</b>	<b>7:00 P.M.</b>	<b>SECN</b>
May 14	Thursday	at Missouri	Columbia, Mo.	7:00 p.m.	SECN+
May 15	Friday	at Missouri	Columbia, Mo.	7:00 p.m.	SECN+
May 16	Saturday	at Missouri	Columbia, Mo.	2:00 p.m.	SECN+
May 19-24	Tues.-Sun.	SEC Tournament	Hoover, Ala.		

## TRAVEL SCHEDULE

### Wilmington, N.C. Feb. 12-14

Hampton Inn Wilmington  
University Area  
124 Old Eastwood Road  
910.791.9899

### Los Angeles Feb. 18

Courtyard by Marriott -  
Los Angeles Westside  
6333 Bristol Parkway  
310.484.7000

### Santa Barbara Feb. 19-21

Fess Parker Hilton  
633 E. Cabrillo Boulevard  
805.564.4333

### Columbia, S.C. March 12-14

Columbia Marriott  
1200 Hampton Street  
803.771.7000

### Baton Rouge March 26-27

Crowne Plaza Baton Rouge  
4728 Constitution Ave.  
225.925.2244

### Fayetteville April 9-11

Hilton Garden Inn Fayetteville  
1325 N. Palak Drive  
479.444.6006

### Gainesville April 23-25

Hampton Inn Gainesville  
4225 SW 40th Boulevard  
325.371.4171

### Columbia, Mo. May 13-15

Holiday Inn Executive Center  
2200 Interstate 70 Drive SW  
Columbia, MO 62503





# COACHING STAFF



# HEAD COACH GARY HENDERSON



Long considered one of the top pitching coaches in college baseball, Gary Henderson is in his seventh year as the head coach of Kentucky and his 12th season overall with the Wildcats after spending five seasons as the associate head coach.

Henderson, who was UK's associate head coach, recruiting coordinator and pitching coach for five years before becoming the 25th head coach in the history of Wildcat baseball on June 6, 2008, has

been a cornerstone in the success of the UK program over the past decade, which includes the best 11-year run in the over 100-year history of the program. Henderson has helped transform the Wildcats into an annual national contender with a dynamic recruiting approach, an attention to fundamentals, a diversity of skills and a constant eye on the mental approach to the game.

Henderson will serve as the pitching coach on the USA Collegiate National Team during the 2015 summer, joining the coaching staff of St. John's Ed Blankmeyer, along with fellow assistant coaches Paul Mainieri (LSU) and Rich Hill (San Diego).

Henderson's 2012 season also marked a season of firsts for the UK program, as UK was ranked No. 1 in the nation for three weeks in the middle of SEC play, the first No. 1 national ranking for the program. UK finished the 2012 season with a No. 11 national ranking by Baseball America and the No. 14 NCAA RPI, both program highs, leading the SEC a record eight of 10 weeks and winning seven of its 10 weekend series, also a program first. UK ran up a school-record 22-game winning streak, the second-longest winning stretch in the storied history of the SEC and won its first ever series over a No. 1 ranked team, taking two of three games from LSU at home when UK was ranked as high as No. 2.

The Wildcats are coming off their eighth all-time NCAA Tournament berth in 2014, with Kentucky posting one of its most successful seasons in program history. Under Henderson's guidance, UK two-way star AJ Reed blossomed into one of the top individual performers in the history of college baseball. UK's Friday-night ace for two seasons and its primary run producer at the plate, Reed was the unanimous national player of the year, winning the USA Baseball Golden Spikes Award, the Dick Howser Trophy, Baseball America College Player of the Year, American Baseball Coaches Association National Player of the Year, SEC Male Athlete of the Year, SEC Player of the Year and the John Olerud Trophy.

Reed became the first player in league history to lead the SEC – and the nation – in homers and also paced the circuit in pitching wins, going 12-2 with a 2.09 ERA. Reed belted 23 homers, hit .336 and had a SEC-best 73 RBI and a .476 on-base percentage. His 23 homers were more than 185 teams combined to hit during the 2014 season.

Following the season Reed and UK star centerfielder Austin Cousino – a two-time Rawlings Gold Glove Award winner – were selected in the top three rounds of the 2014 MLB Draft. Overall, UK had six players drafted or sign a professional contract, including Reed (second round), Cousino (third round), infielder Max Kuhn (13th round), righty Chandler Shepherd (13th round), catcher Micheal Thomas (22nd round) and shortstop Matt Reid (free agent).

Henderson's impact on the UK program can be seen directly in the amount of talent it is producing, as UK saw a program best 63 players selected in the MLB Draft or signed as a free agent, including a program best nine in 2012. Overall, Henderson has seen 25 of his pitchers drafted at Kentucky and a total of 63 of the 162 players drafted in program history have come under his watch, a staggering 39 percent.

UK's 2012 campaign that ranked as the best in the history of the program, with Henderson voted Southeastern Conference Coach of the Year by the league coaches. Henderson directed the Wildcats to a school-re-

cord 45-win season, with UK completing its best finishes in the SEC and NCAA Tournaments in school annals.

The 2012 campaign features a bevy of record-setting statistics, with Henderson's pitching staff setting new program records in saves (22), innings pitched (570), strikeouts (502) and opponent average (.260). UK also set a new program standard with a .976 fielding mark. A key piece of the UK 2012 season was the dynamic Wildcats bullpen, which owned a staggering 40-0 record when leading after seven innings and a 32-1 mark when leading after four frames. Overall, UK's bullpen owned a 17-6 record, a 2.97 ERA, with 22 saves and a .235 opponent average.

Following the season, a school-record nine UK players were selected in the 2012 MLB Draft, the second-most in the NCAA and the Wildcats sent a nation-leading nine players from its 2013 roster to play in the Cape Cod League or on the USA Collegiate National Team.

The Wildcats posted another 30-win season in 2013 that saw UK ranked in the top-25 for 12 of 15 weeks. Kentucky again took aim at the UK record book under Henderson's tutelage, as UK set a new program record for bullpen ERA, with UK boasting a dynamic relief corps that included record-shattering closer Trevor Gott. UK sported a 2.29 bullpen ERA, went 25-0 when staked to an eighth inning lead and finished the year winning 88 consecutive games when leading after eight innings, dating back to 2011. UK also had the third-best fielding percentage in school annals, with two of the top three marks coming under Henderson's eye.

Kentucky again made a splash in the MLB Draft in 2013, as Corey Littrell (fourth round), Gott (fifth round), J.T. Riddle (11th round) and Jerad Grundy (12th round) were all signed to their first professional contracts.

During the summer of 2012, Henderson started working with USA Baseball, serving as an instructor during the USA Baseball 14-U National Development Team Program, joining Arizona State head coach Tim Esmay on the USA staff, along with former New York Yankees general manager Bob Watson.

During his five years as the associate head coach, Henderson helped lead the Wildcat program to two then-record 44-win seasons, two NCAA Regional Championship appearances, an NCAA Regional host and the first SEC Championship in UK's 75-year history in the SEC.

Henderson's 2008 pitching staff was the best in the SEC, pacing the conference with a 3.71 team ERA, ranking as the second-best ERA in school history.

A former national assistant coach of the year in 1996 at Florida, Henderson is in his second collegiate head coaching job, with assistant coaching stops at San Diego State, Fullerton State, Riverside CC, Pepperdine, Florida and Oregon State. Henderson's head coaching experience came as the head coach at Chapman University (Calif.), where he helped transition the program to Division I, guiding the program to a national ranking in just its first year.

Henderson's impact on the UK pitching staff has been dramatic helping transform the Wildcat staff into one of the top in the nation. Individually, impact can be seen by the improvements made to 2008 senior pitchers Andrew Albers, Brock Baber and Greg Dombrowski, a trio which exited UK among the pitching record holders. UK's 2007-08 Friday night starter Chris Rusin became the first Wildcat pitcher tabbed as a first-team All-SEC selection since current MLB reliever Scott Downs in 1997.

After securing the fourth-best recruiting class in the nation in 2008 – a school record – Henderson has helped mentor the group into the next phase of their baseball careers, most notably 2011 first-round MLB Draft pick Alex Meyer, who became the second-highest UK draft pick in program history.

Henderson worked tirelessly with Meyer, who arrived at Kentucky as a 6-foot-6, 175-pound projectable right-hander. Meyer and Henderson



worked to smooth mechanics and develop on and off the field into a dynamic starter that earned All-SEC honors in 2011. Meyer finished his UK career ranking among the career and single-season record holders, fanning 253 in 211.2 innings, with 13 wins. In 2011, Meyer finished with a 2.94 ERA and a 7-5 mark, striking out 110 in 101 innings. Just a year later, Meyer was on the mound in the MLB Futures Game at Kaufmann Stadium in Kansas City, as the 50th-best prospect in the game.

With Henderson guiding the pitching staff in 2009, Kentucky ended the season setting a school-record for strikeouts in a season, fanning 523 as a staff. Kentucky also had three pitchers drafted in the 2009 MLB Draft, including two players who signed contracts. Rusin, a 2009 senior, signed to play in the Chicago Cubs organization after being drafted by the Cubs in the fourth round and has since made his MLB debut. In 2010, UK junior Logan Darnell went in the sixth round to the Minnesota Twins, after going undrafted in high school out of Nashville suburb, Joelton, Tenn.

Henderson's pitching staff became a force during the 2006 SEC Championship season, ranking third in the conference in ERA. The Wildcats' pitching staff improved under Henderson immediately, as the team improved from a 5.23 ERA in 2005 to a 3.95 ERA during 2006. Most impressively, Henderson transformed the 2006 pitching staff into a weapon, using journeyman weekend starters, Greg Dombrowski, Craig Snipp and Aaron Tennyson, a trio of players without imposing "stuff" that bought into Henderson's approach on the mound. Most notably, Henderson turned Dombrowski – a 5-foot-11 side-arm righty with an 82-mph fastball – into a 10-win performer in 2006.

In 2008, despite playing in a "hitters ballpark", Henderson's pitching staff allowed the fewest home runs in the SEC. That staff also allowed the fewest runs and the fewest earned runs in the SEC in 2008.

One of the stalwarts of the UK pitching staff in 2008 was Albers, whose leadership and competitive fire was a key element to UK's run. Albers was a 10th round pick in the 2008 MLB Draft by the San Diego Padres, playing in the minor league system for one season before having Tommy John surgery. After rehabbing and proving his health in the independent leagues, Albers traveled to Lexington to stay in Henderson's basement and workout. Henderson arranged for scouts from the Minnesota Twins to watch an Albers bullpen and after a second workout session in Florida, Albers signed with the Twins. He completed his fairytale rise to the big leagues in 2013, setting a franchise record for consecutive shutout innings to start his career and earning Twins Minor League Pitcher of the Year accolades.

Regarded as one of the top coaches in college baseball in terms of controlling the running game defensively, Henderson had four consecutive years, from 2005 to 2008, where each of his Wildcat staffs led the SEC in fewest stolen bases allowed. Overall, UK has allowed the fewest steals in the SEC in six of his 10 seasons directing the pitching staff.

Henderson's impact can not only be seen in the pitching staff but also in his recruiting ability. His impact was immediate upon his arrival, as UK's first recruiting class under Henderson was hailed as one of the top 25 in the nation by Collegiate Baseball. Henderson has continued to recruit the best players in the country, as the 2007 class was ranked among the nation's best and the 2008 class was tabbed No. 31. Henderson's 2008 (2009 newcomers) class was widely regarded by many as one of the best class in the nation (fourth overall) and the top recruiting class in program history. The 2009 (2010 newcomers) class wasn't too far behind, ranking in the top-15 in Baseball America and as the sixth-best class in the nation by Collegiate Baseball Newspaper. Henderson has kept up the recruiting momentum, signing the No. 16 class in the NCAA in 2010 and the No. 25 class in 2011 (2012 newcomers). His 2012 class (2013 newcomers) boasted five previous draftees, a program best, ranking as high as No. 11 in the nation.

Prior to his current post, Henderson spent five seasons as pitching coach and recruiting coordinator at Oregon State. The Beavers notched the school's first ever College World Series titles in 2006 and 2007, riding the arms of several players recruited by Henderson. The most notable was CWS MVP Kevin Gunderson, who pitched a brilliant postseason in leading the Beavers to the title.

At Oregon State, Henderson coached eight Beaver pitchers who were drafted by major league teams, five of whom were selected in the top eight rounds. With the help of Henderson's recruiting efforts, the Beavers improved from 19 wins in 1999 to 31 in both the 2001 and 2002 seasons, finishing 31-24 and 31-23, respectively. In his time with the Beavers, two of Henderson's recruiting classes were ranked among the top 30 nationally. Meanwhile, his pitching staff led the Pac-10 Conference in complete games in both the 2000 and 2001 seasons.

In 1996, Collegiate Baseball Newspaper tabbed Henderson as the National Assistant Coach of the Year. At the time, he was in his second year at Florida, where he served as pitching coach and recruiting coordinator for the high-octane Gators from 1995-98. In that time, he helped the Gators to the SEC Championship and the College World Series in both 1996 and 1998. Collegiate Baseball awarded national rankings to all four of Henderson's recruiting classes at Florida, including a No. 4 spot in 1996.

## HENDERSON FILE

### Personal

Wife: Vicki

Son: Alex DeAngelis (29) and Ty (13)

### Education

High School: Sheldon HS (Eugene, Ore.)

College: San Diego St. 1984 (english)

Graduate: San Diego St. 1990 (sports psychology)

### Playing Career

1976-79: Sheldon HS

1980: Linfield College

1982-84: San Diego State

### Coaching Career

1985: Crawford HS, assistant coach

1986-87: Serra HS, head coach

1988: San Diego State, JV head coach

1989: Fullerton State, assistant coach

1990: Riverside CC, pitching coach

1991-92: Chapman University, pitching coach

1993: Chapman University (Div. I), head coach

1994: Pepperdine, pitching coach

1995-98: Florida, pitching coach

1999-03: Oregon State, pitching coach

2004-2008: Kentucky, associate head/pitching coach

2009-present: Kentucky, head coach

### Coaching Honors

1996: National Assistant Coach of the Year

2008: American Baseball Coaches Association (ABCA) National Convention Speaker

2012: SEC Coach of the Year

2012: USA Baseball U-14 Coaching Staff

2015: USA Baseball Collegiate National Team Pitching Coach



In his playing days, Henderson pitched one year at Linfield College before transferring to San Diego State. He compiled a 19-5 career record at the two schools, earning his first career win in a road matchup at Southern California.

Henderson, a former standout prep quarterback, earned a bachelor's degree in English from San Diego State and a master's degree in sports psychology from SDSU.

Henderson and his wife, Vicki, have two sons, Alex (29) and Ty (13).



## NO STEALS FOR YOU

Year	SB Allowed (SEC Rank)	Pickoffs (SEC Rank)
2004	57 (12th)	12 (4th)
2005	31 (1st)	8 (6th)
2006	18 (1st)	6 (8th)
2007	29 (1st)	12 (5th)
2008	39 (1st)	7 (8th)
2009	56 (7th)	12 (4th)
2010	50 (6th)	22 (2nd)
2011	42 (5th)	15 (3rd)
2012	27 (1st)	20 (1st)
2013	29 (3rd)	12 (3rd)
2014	38 (3rd)	5 (12th)

\* One of Gary Henderson's cornerstones in building a pitching staff is an ability to control the opponent's running game, fundamentals that have taken on increased importance with the bat standard changes since 2011.

## QUOTING UK GREAT ALEX MEYER

*On Gary Henderson's influence on his career ...*

"One of the things that I can thank coach Henderson the most for is the maturation process that he made me go through. When I showed up at Kentucky, I was thinking that I was going to come in and dominate right away and I would be the big guy right from day one. Pretty soon I figured out that it was going to be a lot harder than I thought and he was there for me from day one. He was there the whole time, through the good and the bad. He would tell me that I was going to get through the struggles. After fall ball my freshman year, I was worried. I started pretty good but by the end of it our veteran hitters started to understand what I was going to do. And all of a sudden I couldn't get a guy out in my freshman fall. And he told me that I was going to figure it out and this is part of the process. That I was going to be successful and if I stuck with it I would be successful. He did a real good job of keeping everything in perspective."

*On Henderson's attention to the mental game ...*

"One thing that he told me that I will never forget. And I have told people this, when I go to speak to a local middle or high school team, one thing I always tell them that resonated with me from coach Henderson is that baseball is truly a game of failure. When he told me that, I didn't necessarily understand what he was talking about. But he told me to think about it, if a guy fails seven times out of 10 at the plate in baseball you are going to go down as one of the best to ever play the game. And that is over half the time failing. So if you fail seven times and you let that eat you up, it is just going to wear on you and break you down. That is something he really preaches, is that you are going to fail. And he says he isn't going to get mad at you when you fail, he is going to talk to you and hope you can learn from it and give you another chance to go out and prove that you can learn from it. That is something he did a great job with me. When I messed up, he would explain what I was doing wrong. When you have a coach that is able to break things down for you and make things so simple, it can really help you out and make things easy for you."



## HENDERSON'S UK RECRUIT RANKINGS

Year	Rank
2007	No. 21 (Collegiate Baseball), No. 23 (Baseball America)
2008	No. 31 (Collegiate Baseball)
2009	No. 4 [school record] (Baseball America)
2010	No. 6 (Collegiate Baseball), No. 15 (Baseball America)
2011	No. 16 (Collegiate Baseball)
2012	No. 25 (Collegiate Baseball)
2013	No. 11 (Collegiate Baseball), No. 18 (Baseball America)
2014	No. 25 (Baseball America)
2015	No. 17 (Collegiate Baseball)

## NOTING HENDERSON

- \* Paced UK to the best season in program history in 2012, as UK won a record 45 games and posted its best finishes in the NCAA and SEC Tournaments in UK history.
- \* Was named 2012 SEC Coach of the Year in a voting of the league coaches, leading UK to a 20-13 record against SEC foes, with UK finishing just a game shy of the SEC Title and spending three weeks ranked No. 1 in the nation.
- \* Paced UK 2012 bullpen that went a stunning 40-0 when leading after seven innings and 32-1 when leading after four innings. UK's bullpen set a school-record with 22 saves, with closer Trevor Gott breaking the single-season mark with nine saves.
- \* Had a school-record nine players selected in the 2012 MLB Draft – second-most in the NCAA.
- \* Has brought in staggering amounts of talent, as his 2013 roster led the NCAA in players in the Cape Cod League or the USA National Team during the summer and with 15 players drafted on its roster, ranks second in the NCAA.
- \* Henderson helped develop 6-foot-9 Alex Meyer from a 20th-round pick out of high school to the 23rd overall selection in the 2011 MLB Draft after his junior season, with Meyer transforming from a projectable talent into a polished dominating SEC starter.
- \* As the pitching and recruiting guru, Henderson has brought in a bevy of talent since the 2006 season, with a staggering total of 53 UK players have been drafted or signed a free agent professional contracts.
- \* Over the history of UK baseball in the MLB Draft, dating back to 1965, 156 players have been drafted or signed a free-agent MLB contact, with 37-percent (57-of-156 total) coming during Henderson's time as the recruiting coordinator and head coach.
- \* Henderson directed his 2010 team to the first sweep over LSU since the 1991 season and just the second sweep over the tradition-laden Tigers in program history. UK also posted a series win over South Carolina, the eventual 2010-11 NCAA Champions.
- \* Henderson's 2010 team was one of the top in school history, finishing half a win shy of advancing to the NCAA Tournament, owning the seventh-best strength of schedule in the nation and a top-30 RPI, with UK charting the fourth-most wins over top-25 RPI teams in the NCAA.
- \* Since taking over a head coach, Henderson has helped transform the UK offensive attack into a dynamic approach geared towards athleticism, power and speed, with UK leading the SEC in stolen bases and homers in 2010 and ranking second in the league in doubles and homers with the scaled down bats in 2011 and ranking among the top three in nearly every offensive category in 2012.
- \* Recruited the bases of the Oregon State rosters that won back-to-back NCAA Titles in 2006-07, where he served as the recruiting coordinator and pitching coach.
- \* Was named the 1996 ABCA Assistant Coach of the Year after directing the Florida pitching staff to the 1996 College World Series.




## HENDERSON'S UK DRAFT IMPACT

Player	High School Draft	Post-UK Draft	Note
Brian Adams	45th round	8th round	Played football at WR for UK
Taylor Black	undrafted	16th round	SS launched 11 homers in 2010
Chris Bisson	undrafted	4th round	IABF World Cup Gold Medalist
Sawyer Carroll	undrafted	3rd round	2008 first-team All-America OF
Sean Coughlin	32nd round	13th round	2007 first-team All-America C
Austin Cousino	undrafted	3rd round	2012 SEC Freshman of the Year
Collin Cowgill	undrafted	5th round	2011 Triple-A PCL Rookie of the Year
Cameron Flynn	undrafted	18th round	Belted nine homers during 2012
Max Kuhn	24th round	13th round	2014 2nd-team All-SEC, led SEC in runs
Luke Maile	43rd round	8th round	Led UK with .319 average, 12 HR in 2012
Thomas McCarthy	undrafted	18th round	2011 first-team All-SEC
Lance Ray	undrafted	8th round	Hit .356/.458/.720 in 41 2010 games
AJ Reed	25th round	2nd round	Unanimous national player of the year
J.T. Riddle	35th round	13th round	Three-year starter at second base
Ryan Strieby	29th round	3rd round	2006 SEC Player of the Year
John Shelby	undrafted	4th round	2006 All-SEC
Chris Wade	undrafted	11th round	2008 freshman All-America SS
Chad Wright	undrafted	9th round	2011 All-SEC

Pitcher	High School Draft	Post-UK Draft	Note
Andrew Albers	undrafted	10th round	IABF World Cup Gold Medalist
Logan Darnell	undrafted	4th round	10 wins, 4 saves in UK career
Trevor Gott	undrafted	6th round	UK career, season record holder for saves
Scott Green	undrafted	3rd round	2007 Cape Cod League Champion
Jerad Grundy	46th round	11th round	4-time MLB Draft pick
Corey Littrell	35th round	4th round	Second-most wins in UK history
Alex Meyer	20th round	1st round	2012 MLB Futures Game
James Paxton	undrafted	1st round	2011 MLB Futures Game
Tim Peterson	undrafted	23rd round	Appeared in 28 games for 2012 bullpen
Alex Phillips	undrafted	19th round	Saved 8 games in 2012
Taylor Rogers	37th round	11th round	UK's 2012 Friday night starter
Chris Rusin	undrafted	4th round	Made 2012 MLB debut with Cubs
Chandler Shepherd	41st round	13th round	13 wins, 3.45 career ERA from 2012-14



## WHAT THEY ARE SAYING ABOUT HENDERSON

"No question that this program is going nowhere but up. Coach Henderson has played a huge part in so many players lives. He is one of the best recruiters in the country. I mean he found me all the way up in Saskatchewan, Canada. Not many guys make it from up there down here. He does a great job and I think his ability to form relationships with players and their families really just attracts people to this program and it should. He has that personality and is just a tremendous person. He's very intense, is a tremendous competitor and he's locked in at all times. Guys just want to be around him, he's a winner."

- *Minnesota Twins 2013 Minor League Pitcher of the Year Andrew Albers*

"I love Coach Henderson. He actually came out to a game here in Reno (when Cowgill played for the Triple-A Aces). He was recruiting a kid in Sacramento, I think, and just jumped over a night and we sat outside at the field for at least an hour and just talked about everything from baseball to his son, Ty. He's a friend and he's been great mentor to me. The way he treats us when we come back in the offseason to work out, he does everything he can to help us. He'd do anything for us and, at the same time, we try to do everything we can for them. It's a great relationship I have with them and they take great care of me, so I can't thank them enough for what they've done."

- *Former UK All-American and Los Angeles Angels outfielder Collin Cowgill*

"What a great hire for the University of Kentucky. Gary is one of the top coaches in the country and I am so proud of having gotten to work with him and be apart of his life. Gary's work ethic, his attention to detail and his pure knowledge of what is going on with all aspects of the game makes him an outstanding coach. Gary is someone who has always been ahead of the game when it comes to recruiting and someone who has had an amazing impact on programs. He has earned the job, he is a man of integrity and someone who will do an outstanding job at Kentucky."

- *Oregon State Head Coach Pat Casey*

"Gary Henderson is going to be a phenomenal head coach, I am really happy for him and the University of Kentucky. Gary is a guy who really knows his stuff and him getting a head coaching job in the SEC is a really long time coming. He is a coach that can really relate to the players, a guy who is smart and witty, definitely one of the funniest coaches I have ever had. Gary Henderson deserves to be a head coach at a top-notch major school and he is going to do an outstanding job."

- *Boston Red Sox World Series Champion David Ross*

# ASSISTANT COACH BRAD BOHANNON

12TH YEAR AT UK



A dynamic recruiter. Infectious personality. Staggering knowledge of the game. Keen eye for talent.

All of those phrases describe Kentucky assistant coach and recruiting coordinator Brad Bohannon, who in 2015 will be in his 12th season as an assistant coach for the Wildcats, assisting in overseeing the best 11-year run in program history.

In his 11 previous seasons, Bohannon has helped dramatically change the landscape of the UK baseball program, annually infusing unprecedented talent into the UK roster as the chief recruiting mainstay for the Wildcats.

Widely known in the college ranks as a tireless and aggressive recruiter and considered one of the top assistant coaches in the nation, Bohannon is responsible for evaluating talent and bringing mature and competitive players to campus.

In his last 11 years, Bohannon has been directly responsible for recruiting the kind of players who represent the University of Kentucky with class; both on and off the field. In addition to his recruiting responsibilities, Bohannon works with UK's talented crop of outfielders and serves as third-base coach.

A native of Rome, Ga., Bohannon came to UK before the 2004 season after two seasons at Wake Forest, serving as an assistant coach on John Cohen's staff from 2004-08 and as the recruiting coordinator/infield coordinator for Gary Henderson after his hire as head coach in June of 2008.

Bohannon has helped guide the Wildcats through the most successful period in program history during his time in Lexington, with UK boasting the first SEC Championship in program history, the first NCAA Regional held in Lexington and three record-breaking win seasons including 2012's 45-win mark, a program record.

Primarily responsible for identifying and recruiting talent, Bohannon has guided the Wildcats into an era that has produced an unprecedented amount of talent. During his time, a total of 63 UK players have been selected in the MLB Draft or signed as a free agent, a program best. In 2012, nine of Bohannon's recruits were picked in the MLB Draft, a new school record, marking the second-most in the NCAA.

In 2014, Bohannon's recruiting acumen could be seen in the development of unanimous

## INDIVIDUAL SUCCESS UNDER BOHANNON

Player	Position	Year	UK Note/Award	Draft	Note
Brian Adams	OF	2012	UK WR/OF	8th	Low class A Fort Wayne
Andrew Albers	LHP	2008	3rd in career saves	10th	Historic MLB debut
Michael Bertram	3B	2006	2006 SEC Champion	39th	Advanced to Triple-A
Taylor Black	SS	2011	Freshman All-America	17th	Hit 15 HR in 2 years
Chris Bisson	2B	2010	All-SEC 2B	4th	Won 2011 IABF Gold
Sawyer Carroll	OF	2008	First-team All-America	3rd	Broke UK RBI record
Austin Cousino	OF	2014	2012 SEC Freshman of Year	3rd	Stole 23 bases in debut
Sean Coughlin	C	2008	First-team All-America	13th	Hit 30 HR at UK
Collin Cowgill	OF	2008	First-Team All-America	5th	MLB's Angels
Zach Dials	RHP	2006	2006 SEC Champion	28th	Advanced to AAA
Antone DeJesus	OF	2006	2006 SEC Champion	16th	11th-most SB in UK
Cameron Flynn	OF	2012	Hit 9 HR in 1-year at UK	23rd	Low class A
Gunner Glad	OF	2010	Led UK in HR in 2010	FA	Hit 21 HR in 2 years
Trevor Gott	RHP	2013	Set UK career save mark	6th	Great pro debut in 2013
Scott Green	RHP	2008	2006 SEC Champion	3rd	Won 10, 6 saves at UK
Jerad Grundy	LHP	2013	4-time MLB draft pick	16th	Rookie level
Neiko Johnson	IF/OF	2011	Stole 24 in 21 games in 2010	FA	2012 with Houston Astros
Jason Kipnis	OF	2007	2-time first-team All-America	2nd	MLB's Cleveland Indians
Max Kuhn	3B	2014	2nd-team All-SEC in 2014	13th	Catcher in pro debut
Matt Little	RHP	2010	Cape Cod League	31st	Team-high 7 saves in
Corey Littrell	LHP	2013	2nd-most wins in UK history	4th	Dominating pro debut
Luke Maile	C	2012	All-SEC C	8th	Led UK with 12 HR
Thomas McCarthy	3B	2012	All-SEC 3B	18th	39 2Bs in two-year career
Alex Meyer	RHP	2011	All-SEC RHSP	1st	2012 MLB Futures Game
Marcus Nidiffer	C	2010	2006 SEC Champion	FA	25 HR in 153 UK games
James Paxton	LHP	2009	Led UK in strikeouts	1st	2011 MLB Futures Game
Alex Phillips	LHP	2012	2nd-most saves in season	21st	10 saves in 2-year career
Tim Peterson	RHP	2012	28 relief appearances in 2012	20th	3-0, 2.42 in 2012
Lance Ray	OF	2010	Led UK in hitting	8th	High Class-A All-Star
J.T. Riddle	2B/SS	2013	Three-year starter at 2B	13th	Rookie-level
Taylor Rogers	LHP	2012	42 career starts	11th	2.27 in MLB debut
Chris Rusin	LHP	2009	All-SEC LHSP	4th	Cubs starting pitcher
John Shelby	OF/2B	2006	SEC Champion/Team USA	5th	Advanced to AAA in 2011
Chandler Shepherd	RHP	2014	13 wins in UK career	13th	35 SO in 33.2 IP in debut
Micheal Thomas	C	2014	Belted 8 homers in 2014	23rd	Advanced to AA in debut
Chris Wade	SS	2009	All-SEC SS	11th	2008 Fresh All-America
Michael Williams	C	2012	Hit .290 as senior in 2012	30th	Three HR, 36 RBI in 2012
Ryan Wilkes	2B	2008	All-SEC 2B	23rd	2008 Rawlings Gold
Keenan Wiley	OF	2010	4th in UK games, 6th in hits	FA	Double-A Braves OF
Chad Wright	OF	2011	All-SEC	9th	66 hits shy of UK record





## RECRUIT RANKINGS

Year	Rank
2007	No. 21 (Collegiate Baseball), No. 23 (Baseball America)
2008	No. 31 (Collegiate Baseball)
2009	No. 4 [school record] (Baseball America)
2010	No. 6 (Collegiate Baseball), No. 15 (Baseball America)
2011	No. 16 (Collegiate Baseball)
2012	No. 25 (Collegiate Baseball)
2013	No. 11 (Collegiate Baseball), No. 18 (Baseball America)
2014	No. 25 (Baseball America)
2015	No. 14 (Collegiate Baseball)

national player of the year, AJ Reed, who Bohannon recruited as a youth high school star in Terre Haute, Ind. Bohannon brought Reed to campus and after a freshman All-America season in 2012 and a first-team All-SEC campaign in 2013, blossomed into one of the top individual seasons in the history of college baseball. Reed swept every national player of the year award, was the 42nd overall pick in the 2014 MLB Draft by the Houston Astros, was named SEC Male Athlete of the Year and earned rookie-level all-star honors in his professional debut.

Bohannon's 2013 crop of talent had a total of 15 players that had been drafted in their careers, the second-most in the SEC (Vanderbilt – 18), and ahead of Florida and South Carolina (12). In addition, Bohannon sent nine of his 2013 players to either the Cape Cod League or the USA National Team, tied for the NCAA lead.

During his time as the recruiting coordinator, Bohannon has welcomed the top classes in the 117-year history of the program, as the 2008 group was ranked No. 4 in the nation by Baseball America and his 2009 class was tabbed No. 6 by Collegiate Baseball. Annually, Bohannon's classes are annually ranked among the NCAA's best, as his 2006 class was No. 21, the 2007 class was No. 31 and the 2010 group was tabbed No. 16. His 2012 newcomer group was ranked No. 25 and included the first consensus freshman All-America selections in program history, Austin Cousino and Reed. The 2013 crop of newcomers on the UK roster was ranked No. 11 by Collegiate Baseball.

Bohannon's 2014 class earned a No. 25 national ranking by Baseball America and his 2015 group was tabbed as the 14th-best in the nation by Collegiate Baseball.

The 2012 season was the best in school history for the Wildcats, as UK won a school-record 45 games and equaled its best finishes in program history in the SEC and NCAA Tournaments. Cousino and Reed had historic freshman seasons, while Maile helped anchor the explosive UK lineup. UK shattered school-record in all fielding categories in 2012 and Bohannon's outfield shined with five centerfielder skill type players sharing three spots, Adams, Cousino, Cameron Flynn, Lucas Witt and Zac Zellers.

In the 2012 campaign, Bohannon's recruiting prowess showed when Cousino etched his name in the UK freshman annuals by finishing in the top-15 in average, homers, RBI, doubles, walks and steals for a first year player. Cousino's glove recorded a new single-season outfield record of 142 putouts, passing former UK-great centerfielder Antone DeJesus (128).

In addition to Cousino, Bohannon helped to secure fellow freshman All-America two-way star Reed who was an imposing middle of the order bat for the Wildcats, tallying a .300 average with four round-trippers and the second-most RBI on the team with 43. Reed was also the best performer at the dish when going up against a daunting SEC schedule as he finished with the highest batting average (.324) on the squad.

In 2008, Bohannon brought in junior college outfielder Sawyer Carroll, who teamed with local outfielder Collin Cowgill to earn first-team All-America accolades, with Carroll exiting UK with the single-season record for RBI, along with career school records for batting average and on-base percentage.

## BOHANNON FILE

### Personal

Wife: Kim

### Education

High School: Darlington School (Rome, Ga.)

College: Berry College, 1998 (finance)

Graduate: Wake Forest, 2002 (business administration)

### Playing Career

1990-93: Darlington School

1994: Vanderbilt University

1995: Georgia Tech

1996-97: Berry College

1997-98: Dubois County Dragons (Independent)

### Coaching Career

2001-02: Wake Forest, volunteer assistant

2004-present: Kentucky, assistant coach





With those recruiting classes have come some of the top performers in the storied history of the program, with Bohannon having great success finding the top junior college players in the nation as immediate-impact performers for UK. In 2006, Bohannon found eventual SEC Player of the Year Ryan Strieby, a first-team All-America infielder, along with slugging catcher Sean Coughlin, who earned first-team All-America honors in 2007 as a senior.

In addition to Carroll, Coughlin and Strieby, Bohannon has had great success in the junior college ranks with 2010 slugging outfielder Lance Ray and 2011 All-SEC third baseman Thomas McCarthy. He has also tapped the junior college pitching market, annually brining in immediate-impact hurlers, including 2010 closer Matt Little, 2011-12 workhorse southpaw Alex Phillips and 2012 set-up righty Tim Peterson. Also, current UK outfielder Zac Zellers and weekend starter Jerad Grundy are a pair of impact junior college talents on the 2013 roster.

He has not limited his recruiting prowess to junior college talents however, going nationwide to bring in some of the top performers in school history, including pitching talents Andrew Albers (2005-08), Chris Rusin (2006-09), James Paxton (2008-10), Logan Darnell (2008-11) and 2011 MLB Draft first-round pick Alex Meyer (2009-11). Positionally, Cousino (2012), Brian Adams (2010-12), Chris Bisson (2008-10), Antone DeJesus (2005-07), Chris Wade (2007-09), Ryan Wilkes (2005-08), Michael Williams (2009-12), Luke Maile (2010-12), Chad Wright (2009-11) and J.T. Riddle (2011-12) have helped UK annually welcome a top-ranked recruiting class.

Bohannon had a big hand in turning around a Kentucky program that was the first SEC team ever to go from 'worst-to-first' in one year, claiming the school's first SEC Title in 2006. The 2006 campaign saw the Wildcats win a school-record 44 games and host the school's first NCAA Regional Tournament. The 2007 club finished with 34 wins and the 2008 club totaled 44-wins and an appearance in the Ann Arbor NCAA Regional Championship game.

In 2006, Bohannon's effect could be seen in the defensive output of UK's two middle infielders, John Shelby and Ryan Wilkes. The duo combined to turn the most double plays in the SEC, ranking 17th nationally.

Shelby's professional stock soared after being undrafted out of high school, developing into a fifth-round pick in the 2006 MLB draft. Wilkes improved dramatically under Bohannon's tutelage, improving from a .900 fielding percentage as a freshman in 2005 to a perfect 1.000 percentage as a senior in 2008 as he was one of nine college players to win a Rawlings Gold Glove, honoring Wilkes as the top defensive second baseman in the nation. The team's fielding percentage also improved under Bohannon's guidance as infield instructor, moving from last place in the SEC in 2005 to .974 in 2008 – a school record.

At Wake Forest, Bohannon worked primarily with the outfielders and base runners while also assisting with the hitters. During his two seasons there, the Demon Deacons posted team batting averages of .330 and .321, respectively. The 2001 Wake Forest club won the ACC championship and the Demon Deacons made the NCAA Tournament during both of Bohannon's seasons.

After completing his collegiate career at Berry College in 1997, Bohannon played two years of professional baseball for the Dubois County Dragons (Huntingburg, Ind.) and was named to the 1997 Heartland League All-Star team.

Bohannon graduated with a degree in finance from Berry College in 1998, and went on to earn his Master's degree in business administration from Wake Forest in 2002. Before joining Kentucky, he spent one year working as a Senior Financial Analyst for Intel Corporation in Portland, Ore.

During the summer of 2005, Bohannon managed the Southern Ohio Copperheads of the Great Lakes Summer Collegiate League.

Bohannon, 37, resides in Lexington and is married to the former Kim Traylor of Georgetown, Ky.

## NOTING BOHANNON

- \* During his time as an assistant coach and recruiting coordinator, Bohannon has brought in the most talent in program history, as 57 total players have been drafted or signed a professional contract during his tenure, a school record.
- \* Dorned one of the top rosters in the nation in 2013, as UK ranked second in the NCAA with 15 drafted players on its roster, behind only Vanderbilt (18) and ahead of Florida and South Carolina (12).
- \* Nine of Bohannon's recruits spent the 2012 summer in the Cape Cod League or with the USA National Team, equaling the most in the NCAA.
- \* After a record-laden 2012 season, a total of nine UK standouts were picked in the MLB Draft, the most in program history and the second-most in the NCAA.
- \* His recruiting classes are annually ranked among the nation's best, including the top two in program history, No. 4 in 2008 and No. 6 in 2009, with the 2008 class featuring high school All-Americans Alex Meyer, Braden Kapteyn and Michael Williams, in addition to underrated eventual All-SEC outfielder Chad Wright.
- \* Recruited by Bohannon throughout high school, Meyer finished a distinguished three-year career as the No. 23 pick in the 2011 MLB Draft to the Washington Nationals, the second-highest draft pick in UK baseball history.
- \* Has had great success with junior college talent, including eventual first-team All-America junior college sluggers in Ryan Strieby (2006), Sean Coughlin (2007) and Sawyer Carroll (2008), in addition to leading hitters Lance Ray (2010) and Thomas McCarthy (2011-12).
- \* Has geared his recruiting approach to finding position players with great speed, athleticism, competitiveness and baseball instincts, all tools that show up in his aggressive approach as UK's third base coach and outfield defense coordinator.
- \* Recruited the corp of a UK roster that helped UK go from a last-place finish in the league in 2005 to a first-place finish in 2006, with UK riding the talents of individuals like Strieby, Coughlin, Collin Cowgill, Antone DeJesus, Sean Lehmann and Ryan Wilkes to a historic turnaround.
- \* As the outfield defensive coordinator, Bohannon puts an emphasis on speed, athleticism and defensive instincts, with UK annually leading the league in outfield assists and putouts. In 2012, UK centerfielder Austin Cousino ranked second in the league with eight outfield assists, including throwing out three players at the plate. Cousino also set a new UK record for putouts by a UK outfielder, showcasing jaw-dropping defensive skills in centerfielder.
- \* Coached the UK infield from 2006-08, with UK excelling at infield defense and turning the double play. Wilkes, UK's shortstop and Shelby, the second baseman, formed a dynamic tandem in 2006 with Wilkes sliding over to second base in 2008 to accommodate shortstop Chris Wade.
- \* Comes from a great business background, owning a M.B.A. from Wake Forrest in business administration and a finance degree from Berry College. Also played collegiately at Wake Forest, Vanderbilt and Berry College, and is married to the former Kim Traylor.



# ASSISTANT COACH RICK ECKSTEIN

## FIRST YEAR AT UK



Rick Eckstein, the hitting coach for the Washington Nationals for five seasons and most recently the player information coach for the Los Angeles Angels, is in his first season as Kentucky's offensive coordinator.

Eckstein joins the UK staff after serving as the player information coach for the Angels during the 2014 season. Eckstein previously spent 2009-13 as the hitting coach for the Washington Nationals. Eckstein has spent the last six seasons in Major League Baseball and has been in professional baseball since 2004 after a three-year stint as an assistant at Georgia.

"I am thrilled to join the staff at Kentucky," Eckstein said. "Having had the opportunity to work with coach Henderson when I was a player and assistant at Florida, I was excited to rejoin his staff. I want to thank Mike Scioscia and everyone with the Angels for a wonderful opportunity to work with a first-class organization. The opportunity to return to the nation's best collegiate baseball league, the Southeastern Conference, and work at such a well-respected program is very exciting and I can't wait to get to work."

Henderson and Eckstein reunite after spending three seasons together at the University of Florida, where Henderson coached and recruited Eckstein for the 1996 season before Rick joined the staff as the volunteer assistant for the 1997-98 teams. Florida posted a historic season in 1996 – Rick's final season as an athlete – with Henderson serving as the pitching coach as the Gators advanced to the College World Series.

"We could not be more thrilled to bring Rick into the Kentucky baseball family," UK head coach Gary Henderson said. "Rick is one of the most respected minds in baseball and his teaching skills and baseball knowledge will be a great asset to our program. Rick has experience at all levels of baseball and will bring a unique big-league experience to our student-athletes. I have had the pleasure of working with Rick as a player and colleague and know the kind of positive impact he will have on our program. With Rick joining Brad Bohannon and Keith Vorhoff on our staff, we will continue to have an outstanding coaching staff."

Eckstein joined the Angels coaching staff for the 2014 season, with an official title of player information coach, also functioning as assistant hitting coach and an advanced scout. During his time with the Angels in 2014, Los Angeles has been positioned squarely in the American League Western Division title hunt. Eckstein has worked with Angels hitters that include former UK All-America outfielder Collin Cowgill, and stars Albert Pujols, Mike Trout and Josh Hamilton.

Before joining the Angels coaching staff, Eckstein served as the hitting coach for the Nationals for five seasons, from 2009-13. During his time with the Nationals, Eckstein helped direct the club to a first-place finish in the National League Eastern Division under manager Davey Johnson in 2012. During that 2012 season, Eckstein's offense ranked among the NL's top five in homers (194, second), slugging percentage (.428, third), doubles (301, third), OPS (.750, fourth), average (.261, fourth), hits (1468, fourth) and runs (731, fifth). Washington set a new franchise record with its 194 homers.

Individually, Eckstein's impact on the Nationals could be seen in Silver Slugger Award winners Adam LaRoche (2012), Ian Desmond (2012, 2013), Stephen Strasburg (2012) and Ryan Zimmerman (2009-10). In addition, Bryce Harper (2012-13) and Desmond were named to the NL All-Star teams, with Harper winning the NL Rookie of the Year. From 2009-12, Washington's offense belted 497 homers, ranking fifth in the NL during that stretch.

### ECKSTEIN FILE

#### Education

High School: Seminole, 1991

College: Florida, 1997 (sports management)

#### Playing Career

1991-94: Seminole Community College

1995: Brewton-Parker College

1996: University of Florida

#### Coaching Career

1997-98: University of Florida, volunteer assistant

1998-00: Oviedo High School, assistant coach

2000: Seminole Community College, assistant coach

2000 (June-Sept.): Minnesota Twins, bullpen catcher

2001: Minnesota Twins,

minor league strength and conditioning coordinator

2002-03: University of Georgia, assistant coach

2004: Montreal Expos (double-A), assistant coach

2005: Montreal Expos (extended spring, rookie), assistant coach

2005: Team USA (World Cup), assistant coach

2005: Team USA (Regional Olympic Qualifier), assistant coach

2006: Team USA (World Baseball Classic), bullpen coach

2006: Washington Nationals (triple-A), assistant coach

2006: Team USA (Olympic Qualifier), assistant coach

2007: St. Louis Cardinals (triple-A), hitting coach

2007: St. Louis Cardinals (MLB, Sept.), assistant hitting coach

2007: Team USA (World Cup), assistant coach

2008: Washington Nationals (triple-A), assistant coach

2008: Team USA (Olympics), assistant coach

2008: Washington Nationals (MLB, Sept.), assistant hitting coach

2008: Arizona Fall League (Peoria), assistant coach

2009-13: Washington Nationals (MLB), hitting coach

2014: Los Angeles Angels, player information coach

2015: University of Kentucky, assistant coach





Before joining the Nationals coaching staff in 2009, Eckstein spent the 2005-08 seasons in the minor leagues, while also serving a crucial role with USA Baseball. Eckstein served as an assistant coach for the Montreal Expos double-A team in 2004 and its extended spring, rookie league roster in 2005.

In 2006, Eckstein served as the bench, third base, hitting and infield coach for the Nationals triple-A affiliate, before serving as the St. Louis Cardinals triple-A hitting/infield coach in 2007. He was called up as the assistant hitting coach in September of 2007 with the Cardinals.

After his season in the Cardinals organization, Eckstein transitioned back to the Nationals, serving as the triple-A hitting, bench, third base, infield and outfield coach in 2008. He was called up to the Nationals big-league roster in September of 2008.

During the 2008 fall, Eckstein served as the hitting and infield coach for Peoria in the Arizona Fall League, before opening his five-year tenure with the Nationals as the MLB hitting coach for the club.

Among the honors during Eckstein's last decade in professional baseball include serving as the NL bullpen catcher for the 2005 All-Star Game.

Eckstein's most recent collegiate experience was as an assistant coach with the University of Georgia from 2002-03, serving as the hitting, third base and infield coach. Before joining the Bulldogs, Eckstein served as the minor league strength and conditioning coordinator for the Minnesota Twins in 2001, after spending four months as the bullpen catcher for the Twins during the 2000 season.

In 2000, Eckstein served as an assistant coach at Seminole Community College, where he played from 1991-94. He also functioned as the bullpen catcher for the Tampa Bay Rays double-A affiliate in 1999, in addition to serving as a high school teacher and assistant coach at Oviedo High School. He also served as the Oviedo men's and women's bowling coach in 1998-99.

Eckstein opened his college coaching career immediately after concluding his career at Florida, as the Gators volunteer assistant and first base coach during the 1997-98 seasons. Eckstein concluded his playing career with UF in 1996, earning a degree in sports management from the UF College of Health and Human Performance. The Gators had one of the finest seasons in their history in 1996, advancing to the College World Series and finishing third in the nation.

Before joining the Gators roster as a student-athlete, Eckstein played for Brewton-Parker College in 1995. He opened his collegiate playing career at Seminole Community College, taking a medical redshirt in 1991, before playing on the team in 1992-94. He graduated from Seminole High School in 1991.

Eckstein's brother David had a 10-year MLB career after playing for Henderson and Florida, seeing time with the Angels, Cardinals, Toronto Blue Jays, Arizona Diamondbacks and San Diego Padres. David won the 2006 World Series MVP after leading the Cardinals to the title. He finished his career as a two-time All-Star selection (2005-06) and a two-time World Series Champion (2002, 2006), totaling a .280 average with 35 homers and 392 RBI in his career.

Eckstein and his wife, Caroline, have a daughter, Isabel (19 months), and reside in Lexington.

## WHAT THEY ARE SAYING ABOUT ECKSTEIN

"Rick Eckstein has one of the most creative baseball minds I have been around. His knowledge of fundamental baseball, combined with his passion to achieve, will allow him to connect with players in a special way. Players will not only prosper from his knowledge at the collegiate level but will be better prepared for professional baseball."

– *Los Angeles Angels Manager Mike Scioscia*

"The guy doesn't get outworked by anybody. He has an incredible work ethic, not just on the field but off the field. He knows baseball. He knows how to be a hitting coach and he knows how to teach kids. He has a gift of being able to break things down in a way that people can understand them. There is nothing more important as a hitting coach, than being able to explain something to someone that is going to make them understand it and be better for it. That is the best kind of coach you can have. As far as Rick goes, that is him. He can explain things and show people things in a way that they are so easy to understand and digest. He is a guy that just eats up baseball."

"He's been a hitting coach in the big leagues for 10 years or so. He felt like he could really get in touch and connect with the college age group. He is going to have so much information that is going to be so much more beneficial for players at that age, players that can be sculpted early in their development so much easier. Where at this level, you usually have an extremely solid educational foundation and there is only so much you can build on. But when you have 18-year old players coming in fresh out of high school and coming into the SEC, Rick is going to be so good at helping them reach their potential."

– *Los Angeles Angels outfielder and UK 2008 first-team All-American Collin Cowgill*

"The University of Kentucky is really lucky to have Rick. He is an extremely hard worker and very dedicated. I'm not sure around anyone who knows about hitting as well as he does. He is a player's guy. You feel like he is in the batter's box with you all the time fighting to get a hit. He's been a big-league hitting coach and has worked with some of the best in baseball. He is coming from Anaheim and I know Albert Pujols, he had some experience with him in St. Louis, and Albert thinks a lot of him as well. That kind of speaks for itself, where he has been and the players that he has worked with. It is a great hire and it's exciting for the program."

– *Former Washington Nationals, 12-year MLB Outfielder and Lexington High School star Austin Kearns*

# ASSISTANT COACH KEITH VORHOFF

## EIGHTH SEASON AT UK



Keith Vorhoff, a former volunteer assistant coach at Southeastern Louisiana University, is in his eighth season as the volunteer assistant coach with the Kentucky baseball program.

As the volunteer assistant coach for the Wildcats, Vorhoff serves a myriad of roles, including assisting with the pitching staff and development of the catchers, assisting in camp coordinating and video production, organization of practice and class schedules, and

assisting in the day-to-day management of the UK baseball program.

Vorhoff also assists as the UK first base coach, helping direct a high-octane UK offensive attack on the base paths.

As the catching coordinator, Vorhoff's tutelage can be seen directly in the backstops produced by the Wildcats during his tenure. In 2010, senior Marcus Nidiffer had a breakout year and continued that success into his professional debut. In 2011 and 2012, Vorhoff managed a pair of dynamic catchers who shared the position, Luke Maile and Michael Williams. The duo formed one of the best catching tandems in the NCAA, complete with lockdown defense behind the dish.

UK's 2014 season saw great development of UK fifth-year senior catcher Micheal Thomas, who belted eight homers and was a stalwart behind the plate. In addition to Thomas, UK saw one of the best individual seasons in the history of college baseball from two-way star AJ Reed. Reed led the NCAA in homers, slugging and OPS, while pacing the SEC in wins, RBI, on-base percentage and total bases.

The 2012 season marked another historic campaign for Kentucky, which won a school-record 45 games, soared to a No. 1 national ranking for the first time in program history and equaled UK's best ever finishes in the Southeastern Conference and NCAA Tournaments. The combination of Maile and Williams were instrumental in UK's success, combining for 15 homers and over 87 RBI, with UK leading the league in pickoffs and allowing the fewest steals in the SEC.

The UK pitching staff was one of the tops in program history in 2012, as UK owned the second-best team ERA in program history, 3.41, just shy of the school record set in 1983. UK shattered the school pitching records for saves (22), innings (570), strikeouts (502) and opponent average (.260).

He was honored at the 2012 American Baseball Coaches Association convention in Chicago, presenting on "The Catching Foundation: Receiving and Blocking". He is the third consecutive member of the UK coaching staff to present at the ABCA convention, as head coach Gary Henderson presented in 2010 in Philadelphia and assistant Brian Green presented in 2011 in Nashville.

In 2013, Vorhoff's impact could be seen in the defensive progress of Micheal Thomas behind the plate, as Thomas worked his way into the starting lineup and committed just one error from his backstop post, coming on a catcher's interference.

Vorhoff has worked closely with some of the top sluggers in UK baseball history, including All-Americans Sawyer Carroll and Collin Cowgill, with Cowgill helping the Arizona Diamondbacks win the 2011 National



### ANALYZING VORHOFF'S UK CATCHERS

Catcher	Year	Career Avg.	Career HR	Career RBI	Career Fld%	Career PO	Career A	Career Pickoffs	Career SB-ATT
Greg Fettes	2013	.250	3	9	1.000	77	12	0	7-8 (.875)
Tyler Howe	2008	.268	5	46	.989	302	43	---	34-47 (.723)
Luke Maile	2010-12	.295	24	93	.988	890	95	2	36-54 (.667)
Marcus Nidiffer	2006-10	.284	25	84	.989	933	138	10	90-125 (.720)
Micheal Thomas	2011-14	.279	12	45	.995	636	89	3	57-86 (.663)
Michael Williams	2009-12	.270	11	69	.993	753	70	2	55-76 (.723)

## VORHOFF'S DRAFT IMPACT

Player	HS Draft	Post-KV Draft	Note
Brian Adams	45th round	8th round	Played football/baseball at UK
Andrew Albers	undrafted	10th round	MLB debut with Twins
Taylor Black	undrafted	16th round	SS launched 11 homers in 2010
Chris Bisson	undrafted	4th round	IABF World Cup Gold Medalist
Sawyer Carroll	undrafted	3rd round	2008 consensus first-team All-America
Austin Cousino	undrafted	3rd round	2012 SEC Freshman of the Year
Collin Cowgill	undrafted	5th round	MLB's Los Angeles Angels
Cameron Flynn	undrafted	18th round	Hit nine homers as junior at UK
Gunner Glad	undrafted	Free Agent	Hit 21 homers in two-years at UK
Trevor Gott	undrafted	6th round	Record holder for career, season saves
Jerad Grundy	46th round	11th round	Two-year starting rotation
Tyler Howe	undrafted	41st round	Two-year starting catcher at UK
Max Kuhn	24th round	13th round	2nd-team All-SEC 3B, Led SEC in runs
Corey Littrell	37th round	4th round	2nd-most wins in UK history
Luke Maile	43rd round	8th round	2012 All-SEC
Thoams McCarthy	undrafted	18th round	2011 first-team All-SEC
Alex Meyer	20th round	1st round	No. 32 prospect in baseball
Marcus Nidiffer	undrafted	Free Agent	2010 Astros MiLB Hitter of the Year
Neiko Johnson	undrafted	Free Agent	Stole 24 bases in 21 starts in 2010
James Paxton	undrafted	1st round	2011 MLB Futures Game
Tim Peterson	undrafted	23rd round	28 relief appearances in 2012
Alex Phillips	undrafted	19th round	2nd-most saves in UK history in 2012
Lance Ray	undrafted	8th round	Hit .356/.458/.720 in 41 2010 games
J.T. Riddle	35th round	13th round	Three-year starter at 2B
AJ Reed	25th round	2nd round	Unanimous national player of the year
Taylor Rogers	37th round	11th round	UK's 2012 Friday-night starter
Chris Rusin	undrafted	4th round	MLB's Chicago Cubs
Chandler Shepherd	41st round	13th round	13 wins, 3.45 career ERA
Micheal Thomas	undrafted	23rd round	Belted eight homers in 2014
Chris Wade	undrafted	11th round	2008 freshman All-America SS
Keenan Wiley	undrafted	Free Agent	Two-time Cape Cod League All-Star
Chad Wright	undrafted	9th round	2011 All-SEC
---			
Scott Bittle	undrafted	4th round	All-SEC reliever at Ole Miss
Chris Frey	undrafted	11th round	Double-A Reading
Matt Garza	undrafted	1st round	One of MLB's top starting pitchers
Tuffy Gosewisch	undrafted	11th round	MLB debut with Arizona Diamondbacks
Caleb Joseph	undrafted	7th round	Double-A Bowie
Wade Miley	20th round	1st round	MLB's Arizona Diamondbacks
Adam Moore	undrafted	6th round	MLB's Seattle Mariners
Eric Niesen	undrafted	3rd round	Double-A Binghamton
Garrett Olson	undrafted	1st round	MLB's Pittsburgh Pirates
Chris Province	undrafted	4th round	Advanced to Triple-A
Scott Richmond	undrafted	Free Agent	IABF World Cup Gold Medalist
Blake Wood	undrafted	3rd round	MLB's Kansas City Royals
Adam Zomes	undrafted	7th round	High Class-A Lake Elsinore

## VORHOFF FILE

### Personal

Wife: Brooke  
Son: Easton (nine months)

### Education

High School: Redemptorist, 1998  
(Baton Rouge, La.)  
College: Missouri Valley College, 2004  
(exercise science)

### Playing Career

1999-00: Pratt Community College  
2001: Arkansas State  
2002: Missouri Valley College

### Coaching Career

2003: Missouri Valley College, assistant coach  
2004, 05: Anchorage Bucs (Alaska Summer Collegiate), assistant coach  
2004-06: Northeast Texas CC, assistant coach  
2006, 07: Chillicothe Mudcats (MINK Summer Collegiate), head coach  
2007: Southeastern Louisiana University, assistant coach  
2008-present: Kentucky, assistant coach

### Honors

2012: ABCA Convention featured speaker





League Western Division and the Oakland Athletics win the 2012 American League Western Division crown.

In 2008, Vorhoff worked closely with a UK pitching staff that led the SEC in ERA, helping mentor dynamic UK pitchers Andrew Albers, Greg Dombrowski, Chris Rusin and James Paxton. Albers, Paxton, Rusin and 2011 first-team MLB Draft pick Alex Meyer all improved their draft stock into the top 10 rounds after working with Vorhoff, with Paxton also going in the first round in 2009.

Vorhoff spent the 2007 season working with the Southeastern Louisiana University baseball program, working mainly with the pitching staff. Vorhoff helped improve the staff ERA from 5.34 in 2006 to 4.07 in 2007, good enough to pace the conference. As the pitching coach, Vorhoff emphasized keeping the ball down in the zone in an effort to force ground-ball outs, translating into the Lions leading the NCAA in double plays. The Baton Rouge, La., native had several roles for Southeastern Louisiana, including managing the scouting reports for future opponents, handling all the video needs for the program, and assisting with organization and planning of camps.

Among the individual accomplishments of his pitching staff in 2007 was third-round MLB pick Chris Province, a Boston Red Sox draftee who had never been drafted before undergoing Vorhoff's tutelage.

Vorhoff has served as a summer league coach for two excellent clubs, including serving as the head coach for the Chillicothe Mudcats during the summer of 2007. Vorhoff also served as the assistant coach for the Anchorage Bucs in the Alaska Summer Collegiate Baseball League, coaching 19 players selected in the MLB Draft. During the 2004 season the Bucs led the ABL in team batting average, team slugging percentage, and runs scored. Also during the 2004 season, the Bucs represented the ABL in the National Baseball Congress World Series, finishing with a 32-15 overall record.

Aside from being very active in summer collegiate leagues, Vorhoff spent two seasons on the staff at Northeast Texas CC. Vorhoff handled Northeast's base-running philosophies, resulting in a school record for stolen bases, swiping 145 bases in 176 attempts. Vorhoff also worked with the pitchers, outfielders, and hitters while at Northeast.

Before coaching at the collegiate level, Vorhoff completed his college playing days at Missouri Valley College. During his senior season, Vorhoff helped the Vikings win the coveted Heart of America Championship. For his contributions to the Viking's success both on and off the field, Vorhoff was named to the NAIA Academic All-American Team. As MVC's best closer, Vorhoff had a 4-1 record in his senior season.

Before transferring to Missouri Valley, Vorhoff played one season for Arkansas State University, in Jonesboro, Ark. Vorhoff went to Arkansas State after completing two years at Pratt Community College, in Pratt, Kan. During his freshman and sophomore seasons at Pratt, Vorhoff was an integral part of the Beaver pitching staff, helping set the school record for wins during the 1999 season. In his second year at Pratt, Vorhoff was named to the Jayhawk League All-Star team, as well as a second-team All-Region selection.

Vorhoff is a graduate of Redemptorist High School, and is a native of Baton Rouge, La, where his parents Carol and Conrad still reside. Keith received his B.S. in exercise science, with concentrations in sports management and health & fitness, from Missouri Valley College in 2004. Upon graduation, Vorhoff worked two seasons with his alma matter as a student assistant coach, handling pitchers, outfielders, and assisting in player development.

Vorhoff, 35, is married to the former Brooke Szabo and the couple has a son, Easton (nine months) and resides in Lexington, Ky.





## UK BASEBALL SUPPORT STAFF



**Kevin Saal**

*Associate AD/Event Operations and Championships*

Kevin Saal is in his eighth year with the Kentucky staff after joining the Wildcats in February 2007 and is in his second year as the senior associate athletics director for operations. Prior to the 2013 season, Saal moved into a role as the sport administrator for the baseball program, working directly with UK's coaches and student-athletes. Day to day, Saal oversees and directs event management, game operations, facilities and sports turf efforts in support of all athletic events and SEC/NCAA post-season championships hosted in UK Athletics facilities.

Saal came to UK after a two-year stint at the University of Missouri-Kansas City, as Director of Operations, overseeing event management, facilities and the athletic ticket office, in addition to participating in annual ticket sales and fundraising efforts.

From 2000-05, Saal served in event management at Kansas State. In this role, he coordinated the day-to-day operations of athletics facilities and event management for all athletic and non-athletic events to include management of a 200-member event staff, facility scheduling and budget management.

While at K-State Saal held operational responsibilities for numerous Big 12 and NCAA Championship events. In addition, Saal coordinated planning and management of all travel logistics for the Kansas State football program.

Before assuming the event management position at Kansas State, Saal served for one year as the rowing and golf administrative assistant for the Wildcats. In addition to day-to-day office operations, Saal was responsible for the preparation, administration and analysis of multiple sports budgets, assisting with NCAA compliance, recruiting, and coordinating all aspects of team travel.

Saal graduated from the University of Kansas with a master's degree in education and sports administration in 2000. After a successful one-year stint with the University of Arkansas swimming and diving program, he received his undergraduate degree from Texas Christian University in 1999 where he was a three-year letter winner and NCAA participant on the Horned Frog swimming and diving squad.

Saal and his wife Jennifer have two children, Jacob (15) and Alex (13).



**Allen Belcher**

*Assistant Equipment Manager*

Allen Belcher is in his third year as the head equipment manager for baseball.

Belcher is charged with managing all equipment needs for Kentucky's nationally ranked baseball program. He also functions as the assistant equipment manager for football.

During the 2012 softball season, Belcher managed all equipment needs for the club, while working towards his master's degree in sports leadership as a graduate assistant.

Belcher obtained his bachelors of business administration, with an emphasis in marketing in 2009 from the University of Kentucky. During his undergraduate time, he worked as a student equipment manager with the football program, helping the program to a record five consecutive bowl games.

Belcher is married to former UK softball star Molly Johnson-Belcher, one of the top performers in program history. The couple resides in Lexington.



**Jon Denio**

*Director of Equipment Operations*

Jon Denio is in his fourth year at Kentucky as the director of equipment operations for UK athletics. He came to the Bluegrass after serving seven years as an assistant director of equipment at the University of Oklahoma.

As the director of equipment for UK, Denio handles the management of UK's Nike account, working directly with each coaching staff in UK's 22-sport intercollegiate athletics program. He also oversees the department's inventory control software system as well as contract purchasing any athletic equipment needed.

In his seven years at OU, the native of Mexico, Mo., served as the men's basketball equipment director as well as the liaison to the Lloyd Noble Center for both the men's and women's basketball programs. He started at OU in 2004 as a graduate assistant equipment manager, working with football, softball and wrestling.

Prior to OU, Denio worked two seasons as an assistant equipment manager for the Washington Redskins, in charge of on-field setup and maintenance, and player footwear. He also spent four years as a student manager working with the football team at his alma mater, the University of Missouri.



**Ryan DeVriendt**

*Strength and Conditioning Coach*

Ryan J. DeVriendt is in his fifth season as the head strength and conditioning coach for the University of Kentucky baseball team, but is no stranger to the Kentucky family having worked for UK since 2007.

The native of Sherrard, Ill., was promoted to head strength and conditioning coach for baseball and assistant for football in 2009. DeVriendt assists the team in speed, agility and conditioning training teaching proper techniques in running and lifting mechanics. DeVriendt also has been instrumental in aiding and implementing strength and conditioning programs here at UK.

Before being promoted, DeVriendt was an intern in the UK strength and conditioning office. From 2007 to 2009, DeVriendt worked closely with both the nationally ranked football and baseball teams at UK.

DeVriendt, his wife Sarah and their son Colton, reside in Georgetown.



**Doug Flynn**

*Broadcast Talent*

Former Kentucky standout and 11-year MLB veteran Doug Flynn is in his ninth year as the primary color analyst for UK's IMG telecasts on Fox Sports South and C-KYT. Flynn, a native of Lexington, Ky., and a product of Bryan Station High School, teams with veteran media personality

Dick Gabriel on Kentucky's UK IMG Network telecasts.

An 11-year MLB veteran that won two World Series Championships (1975 and 1976) with the Cincinnati Reds, Flynn also won the 1980 National League Gold Glove at second base with the New York Mets. Flynn played with the Reds, Mets, Texas Rangers, Montreal Expos and Detroit Tigers over his career, playing in 1,308 MLB games and totaling 918 hits and 284 RBI in his career. Only Mets second baseman to win Gold Glove and hit 3 triples in a game.

After helping the "Big Red Machine" to a pair of World Series Titles, Flynn was traded to the Mets, as part of a package deal, for Tom Saver. While with the Mets, Flynn saw starts at second, short and third base. In his first season with the Mets, Flynn played 430 innings at shortstop and while playing



second base he had the second-best fielding percentage in the league, while primarily hitting No. 8 in manager Joe Torre's lineup. Flynn's 1979 season was his most prolific with the bat, belting four homers and driving in 61 RBI, ranking third in the NL with a .983 fielding percentage.

Flynn was then traded to the Rangers, as Mets top prospect Wally Backman was prepared to make the jump to the big leagues at the pivot. Flynn played part of the 1983 season with the Rangers, before the Expos purchased his contract to fill a desperate need at second base. After serving as the everyday second baseman for the Expos in 1984 and playing part time in 1985, before spending the remainder of the 1985 season with the Tigers.

Flynn played at Kentucky in 1969, earning a dual-sport scholarship to play baseball and basketball, after a historic high school three-sport career at Bryan Station, which included a 12-1 season as the quarterback. Flynn and a group of friends went to a Cincinnati Reds tryout camp while he was attending Kentucky and after being invited back for a pair of additional tryouts, was signed to a minor league free agent deal in 1971.

Following his professional playing career, Flynn spent two years working in the Mets minor league system, before heading up the state of Kentucky's anti-drug program. Flynn married his wife of 33 years, Olga, in February of 1982. He has served as a key part of Central Bank's administration in Lexington, has recently assisted the Reds Radio Network in its in-game coverage and serves as an ESPN color analyst for its coverage of adult slow-pitch softball in the summers. In 2014 he Broadcasted 16 minor league games of the week for the CBS Sports Network. Will once again be apart of the Reds Broadcast team in 2015.

Flynn was born April 18, 1951 in Lexington, Ky., and is the son of UK athletics staple, Bobby Flynn. Bobby was a second baseman in the Brooklyn Dodgers' organization in 1948, playing semi-pro ball with the Lexington Hustlers, one of the first racially integrated teams in baseball history.



**Gary Foxworth**  
*Sports Video*

Gary Foxworth enters his 19th year working with the sports video department at the University of Kentucky, and his second with the baseball team after a 17-year stint with the Kentucky football team.

Foxworth is responsible for all home game video board productions, as well as assisting the coaching staff with the high-tech Right View Pro Video System, which is used by many high-level teams.

Foxworth graduated from Eastern Kentucky in 1989 and began his career at EKU in the media resources department as Production Manager for eight years.

Foxworth is a Lexington, Ky., native, and a graduate of Lafayette High School. He has a son, Austin, and daughter, Jessica Ann.



**Dick Gabriel**  
*Broadcast Talent*

Dick Gabriel, the 2013 Tom Hammond Award as the Kentucky Sportscaster of the Year, is in his 25th season as a member of the Kentucky athletics broadcast team.

Gabriel serves as Kentucky's backup radio play-by-play announcer, filling in for the regular Voice of UK Baseball, Neil Price, when Price is calling women's basketball games in late February and March. Gabriel also was the play-by-play announcer for UK's IMG telecasts on Fox Sports South and CWKYT-TV and served as the longtime host of the Gary Henderson Television Show on FSS.

Gabriel is in also his second tour of duty with WKYT-TV, serving in a production role. From 1985-2006, he served as the station's Sports Manager, directing the day-to-day operations of the sports department, producing sports-casts and specials, creating and editing stories and occasionally anchoring the sports segment on WKYT's various newscasts.

In 2007, Gabriel took a fulltime position with IMG, the rights holder for the UK TV and radio sports networks. After leaving IMG as a fulltime employee in 2011, Gabriel returned to WKYT in his current role as a special projects producer, creating specials and features and also producing the 10 a.m. news.

Gabriel has extensive experience in radio. He launched the first radio sports talk show in central Kentucky in 1980, for WVLC-AM, and currently hosts "Big Blue Insider" Monday through Friday on WLAP-AM. His resume' includes 14 years spent as a reporter and producer with the NCAA radio network, working the tournament during March Madness.

For the past 24 seasons, he has been the sidelines radio reporter for the UK football network. He also has worked periodically as the anchor for both the football and basketball radio networks, as the sidelines reporter for the UK TV network broadcasts of football and basketball, and he's done TV and radio play-by-play work for UK softball and volleyball.

A three-time Kentucky Sportscaster of the Year, in 2005 Gabriel produced and hosted a documentary on Adolph Rupp, examining the UK coaching legend's reputation as a segregationist. It was widely-acclaimed in central Kentucky and was named Best Documentary in the Ohio Valley region by the Society of Professional Journalists.

In 1992, following the retirement of longtime UK play-by-play voice Cawood Ledford, Gabriel produced and hosted a documentary on the legendary broadcaster. It was named both the best documentary and best sports program in the state of Kentucky by the Associated Press, the only double-winner of its kind in the history of WKYT.



**Scott Geisinger**  
*Event Manager*

Scott Geisinger is in his second year as the event manager for the Kentucky baseball program, after serving as the assistant event manager for the 2013 season.

Geisinger also serves in the same role for UK's men's soccer, cross country, indoor/outdoor track & field programs and external athletics events, serving as the assistant event manager for UK's football and men's basketball programs.

Geisinger joined the UK full-time staff after a successful year with UK as its graduate assistant for event management in 2012-13. As the GA in the event management office, Geisinger was charged with UK's rifle and swimming and diving programs. He also assisted in the game management duties for football, women's basketball, track and field and baseball.

During his time at Kentucky, Geisinger has worked several notable events as the assistant director, including the 2013 NCAA Softball Lexington Regional, the 2013 SEC Softball Tournament, the 2012 NCAA Volleyball first and second rounds, the 2012 and 2014 NCAA Men's and 2012 and 2013 Women's Soccer Tournaments and the 2014 SEC Outdoor Track & Field Championships.

He joined the UK staff as a volunteer intern in the event management office in February of 2012, assisting with game operations during the spring semester, working directly with UK's hosting of the SEC Indoor Track and Field Championships and UK's record-setting 2012 baseball season. Before working with UK, Geisinger worked in the ticket office for the Lexington Legends, a minor league affiliate of the Kansas City Royals.

Geisinger earned his bachelor of arts in arts and sciences with a specialization in economics and sociology. He earned his master's degree in kinesiology and health promotions, specializing in sports leadership in 2013. He ran track at UK from 2005-09, competing in middle-distance and was a four-year letterwinner.



**T.C. Hickey**  
*Student Equipment Manager*

T.C. Hickey is in his fifth year as a manager with the Kentucky baseball team. Hickey is charged with managing Kentucky's equipment needs, while working directly with UK's director of operations, Jack Hoehl.

A native of Phoenixville, Penn., Hickey is the son of Sean and Janis Hickey.



**Jack Hoehl**  
*Director of Operations*

Jack Hoehl is in his second year as the director of operations for the Kentucky baseball program. Hoehl is a vital part of the Kentucky staff, helping direct all aspects of the UK nationally ranked program. He coordinates all travel plans for the program, manage the budget,

assists in arranging recruiting visits, operating special events and assisting in the day-to-day management of the program. Hoehl also manages UK's equipment staff.

A native of Issaquah, Wash., Hoehl comes to Kentucky from Auburn University, where he spent four years as the head student manager for the baseball program, before serving as the event management assistant for the 2012-13 school year.

Hoehl worked Auburn events from football, men's basketball, baseball, equestrian, track and field, cross country and women's golf. He assisted in the designing of credentials for Auburn, assisted in managing Auburn's recruiting vehicles and updated the Football Family Handbook and visiting team and operation guides. Hoehl helped plan and execute the 2013 Inaugural SEC Equestrian Championship and the 2013 NCAA Women's Golf Regional.

Hoehl has also served as the coordinator of operations for the BB&T Atlanta Open and as an operations intern with the Atlanta Tennis Championships.

While serving as head student manager for the Tigers during his undergraduate years, Hoehl oversaw all student manager responsibilities, including scheduling, fielding preparation, training and game day operations. He operated the video analysis system, compiled innovative statistical perspectives and assisted the recruiting coordinator in game day preparations and prospect visits. He also was charged with created creating and producing motivational and promotional videos for the program, while also supervising summer camps.

Hoehl graduated from Auburn in December of 2012 with a degree in supply chain management.



**Cathy Hurst**  
*Ticket Office*

Cathy Hurst is in her third year as director of ticket operations, after serving five years with Kentucky Athletics as associate ticket manager. Hurst is responsible for day-to-day operations of the UK ticket office and oversees ticketing for football, men's basketball, gymnastics and baseball.

Hurst also manages the online ticketing system, student ticket sales, and coordinates all complimentary player-guest/recruit admissions for home athletic events. Hurst has served as ticket manager for various NCAA, NIT, and SEC events hosted by UK over the past eight years. She also holds a leadership role on the Collegiate Ticketing Committee, organizing the group's annual user conference each summer.

During her time at UK, the baseball program has seen dramatic growth in fan support and ticket sales. Hurst has been actively involved in promotional efforts for the baseball program over the past eight seasons.

Prior to joining the Kentucky staff full-time in 2006, Hurst worked for

three years as a student assistant and graduate assistant in the UK ticket office and at E.ON U.S. as a corporate accounting intern. Hurst graduated summa cum laude with two degrees from Kentucky – a bachelor's degree in accounting (2005) and a master's degree in kinesiology and sports leadership (2006).

In addition to working for UK Athletics, Hurst is a USA Gymnastics professional member. She coached at Champion Gymnastics in Louisville, Ky., for seven years and is a judge for the USAG Junior Olympic program. In her spare time, she enjoys judging meets, travelling, shopping, reading, and tackling home improvement projects.

A Louisville native and graduate of duPont Manual High School, Hurst resides in Lexington.



**Brent Ingram**  
*Assistant Media Relations Director*

Brent Ingram is in his eighth year as the assistant director of media relations at Kentucky and in his 11th year working in the UK media relations office. Ingram is responsible for all the publicity efforts for the UK baseball program, serves as the assistant contact for UK football, and functions as the secondary web coordinator for Kentucky's athletics website, UKathletics.com.

Ingram has served as the baseball contact for nine seasons and was the men's soccer contact for seven seasons, also working with the UK rifle program during its national title run. His 2014 time with UK football marked his second tenure with the program, serving as an assistant during the 2006 Music City Bowl Championship season.

As the baseball contact, Ingram coordinates all media requests, in addition to writing and editing Kentucky media guides, game notes and press releases, also maintaining and editing all social media presences. Ingram also serves as the media coordinator and official scorer during home baseball contests, in addition to his day-to-day responsibilities in the media relations office and the management of UK's entire 22-sport intercollegiate athletic program.

During 2014, Ingram promoted one of the top players in the history of college baseball, junior two-way star AJ Reed. Reed became the third unanimous national player of the year in SEC history, leading the NCAA in homers, slugging and OPS, while becoming the first player in conference annals to lead the league in wins and homers. Reed won the Golden Spikes Award, Dick Howser Trophy, Baseball America College Player of the Year, Collegiate Baseball Player of the Year, America Baseball Coaches Association National Player of the Year, Perfect Game National Player of the Year, SEC Male Athlete of the Year and SEC Player of the Year, also claiming the John Olerud Two-Way Player of the Year Award. Reed was a consensus first-team All-America honoree and was the first pick of the second round of the 2014 MLB Draft by the Houston Astros.

In eight years working with the UK baseball program, Ingram has successfully promoted a school-record five All-America selections, including a program-first two honorees in 2008. In Ingram's eight years with UK baseball, a school-record 63 players have been picked in the MLB Draft or signed free agent professional contracts, including 17 players drafted in the top 10 rounds since 2008. Pitching stars James Paxton (2009) and Alex Meyer (2011) became the third and fourth UK players picked in the first-round picks in the 48-year history of UK in the MLB Draft, with Meyer going 23rd overall in the 2011 MLB Draft to the Washington Nationals.

During a historic 2012 UK baseball season, the Wildcats shattered nearly every school record and boasted some of the top individual players in program annals, including consensus freshman All-America selections Austin Cousino and A.J. Reed, with Gary Henderson named Southeastern Conference Coach of the Year. After the year, a school-record nine players were drafted, second-most of any school in the nation. The Wildcats soared to a No. 1 national ranking for the first time in program history and shattered a bevy of school records during the best campaign in the 107-year history of the program.

During his time with men's soccer, several UK stars earned accolades,





including the first two freshman All-America honorees in program history in back-to-back seasons, and defender Barry Rice was named the third and fourth All-America selection in school annals.

Ingram graduated in December of 2006 from the University of Kentucky with a degree in communication. He began his career in sports information as an intern for the Kentucky High School Athletic Association from 2000-2006, under KHSAA veterans Butch Cope, Julian Tackett and Marilyn Mitchell, and began working as a student assistant in the UKMR office during the summer of 2004. As a student assistant in 2006, Ingram worked as the secondary contact for the baseball program under primary contact Scott Dean, with the Wildcats completing a worst-to-first turnaround in claiming the SEC Championship and hosting the first NCAA Regional in program history.

He spent the 2006-07 school year working as the media relations assistant at UK, handling baseball, rifle and assisting the football program under long-time UK football SID Tony Neely. In addition to his time at Kentucky, he has worked conference and NCAA championship events ranging from baseball, men's and women's basketball, men's and women's soccer, softball, volleyball and track and field. During the 2013 volleyball season, he served as the media coordinator for the first and second rounds and the Sweet 16 of the NCAA Tournament at Memorial Coliseum. Ingram served as the official scorer for the 2009 and 2010 SEC Baseball Tournament and as the official scorer for the 2011 Lexington Softball NCAA Super Regional.

He is a member of the College Sports Information Directors Association of American (CoSIDA), the Public Relations Society of America (PRSA) and is a member of the Board of Directors for the National Collegiate Baseball Writers Association (NCBWA). Annually, UKMR and Ingram's publications are listed among the tops in the nation by CoSIDA, including the 2009 Baseball Media Guide, which finished first in the district. In 2010-11, the UK baseball poster – conceptualized by marketing director Nathan Schwake and creative director Kim Troxall – was named as the best poster among all of the NCAA's spring sports.

Ingram, 31, is a native of Gainesville, Fla., and the son of Dr. Dewayne and Pat Ingram. He has a sister, Trisha Ingram Layow. Trisha and her husband Matt Layow, has three children, Cole Thomas (five) and twins Scarlett and Savannah (two).



### Brian Milam

*Broadcast Talent/Gary Henderson TV Show Host*

Brian Milam is in his fourth season as the host of the weekly Gary Henderson TV Show and his fourth as the sideline reporter for UK IMG Telecasts.

Milam was born and raised in Louisville and attended Butler High School. While at Butler, Milam played baseball and football helping lead the Baseball Bears to the 1992 region title, the first in school history. Milam attended Morehead State on a baseball scholarship and while an Eagle, helped MSU win the 1993 OVC Baseball Championship. During his four seasons at MSU, Milam set then school records for most runs, most at-bats, and most hits in a career.

After MSU, Milam began working in TV at WYMT in Hazard, Kentucky in 1998. During his 12 years at WYMT, Milam won more than two dozen Associated Press awards for his sports coverage of high school and college athletics. From 2000-2010, he anchored the flagship show on WYMT "Sports Overtime", again winning best sports show in Kentucky on several occasions. Milam was also the TV face of the KHSAA football state championship between 2006-2008 calling all 16 title games from Louisville. In all, Milam has called 21 KHSAA state championship events and more than 200 games on television.

In 2010, Milam transitioned to WKYT-27 the "official home of UK sports." Working alongside veterans Dick Gabriel and Rob Bromley, Milam has covered the Wildcats extensively and has been the host of the "Gary Henderson Show" since 2011.



### Carl Nathe

*Cliff Hagan Stadium Public Address*

Carl Nathe is in his 26th year as a member of the staff of the University of Kentucky Public Relations and Marketing office and his 12th year as the public address announcer for UK Baseball.

He is involved with much of the office's radio and television output, including producing and hosting 'UK at the Half,' a two-and-a-half-minute radio feature about people and programs at the university which airs during every live radio broadcast of UK Football and Basketball games on the UK-IMG Sports Network.

In addition, Carl writes stories for the university's news website and often serves as master of ceremonies at UK news conferences, announcements and special events. Each May and December, he reads the names of graduating seniors at the university's commencement ceremonies. He is an Able Toastmaster (ATM) as certified by Toastmasters International.

The 2015 season of UK Football will be Nathe's 19th year serving as the PA voice of Commonwealth Stadium. A former sports reporter and anchor at WLEX-TV/Channel 18 in Lexington, he also is the sideline reporter on the statewide radio network for both the Boys and Girls Kentucky High School Athletic Association Sweet 16 basketball tournaments.

Nathe is a member of the UK Athletics Hall of Fame Selection Committee, as well as the National Association of Sports Public Address Announcers. He occasionally serves as a guest lecturer in UK journalism and communications classes, and is often asked to speak to UK alumni clubs and other service organizations across the state.

In 2009, Nathe was inducted into Phi Kappa Phi, a national honor society. In 2012, he was honored with the Al Temple Award for his long record of service and contributions to the Kentucky Broadcasters Association. In 2013, he received the Bur Oak Society Award from the Friends of The Arboretum, in recognition of his communications and public relations efforts on behalf of the State Botanical Garden of Kentucky.

Nathe is a longtime member of the Martin Luther King, Jr. Day Planning Committee, a joint effort between UK and the city of Lexington, and is active as a volunteer for several community organizations in Central Kentucky.

A native of Pleasantville, N.Y., Nathe is a broadcast journalism graduate of the University of Maryland-College Park. He and his wife, Ellen, are the parents of three adult children.



**Neil Price**  
*Voice of UK Baseball*

Neil Price, a 17-year radio veteran, is in his 10th season as the Voice of Kentucky Baseball and eighth season with women's basketball on the Big Blue Sports Network.

He also serves as the host of the Coach Gary Henderson and the Matthew Mitchell radio shows, the Wildcat Sports Update (a daily radio feature on the network, highlighting UK's Olympic sports programs), and is the radio play-by-play announcer for the UK women's basketball.

Price has a memorable beginning as a member of the Big Blue Network, serving as the play-by-play announcer for a UK hoops squad that advanced to its first NCAA Tournament since 1998-99 in his first season behind the microphone and a UK baseball squad that completed an historic worst-to-first turnaround to claim the school's first SEC title, in his second season.

Price, a native of Russellville, Tenn., joined the Big Blue Sports Network from Middle Tennessee State University, where he spent three seasons as the school's broadcast coordinator. He called the action for the Blue Raiders' women's basketball and baseball teams, and was the sideline reporter for football broadcasts.

Price, a 2003 graduate of MTSU, received his bachelor's degree in mass communications with an emphasis in electronic media journalism. While working at MTSU, he also began his master's degree in physical education with an emphasis in sport management. Prior to MTSU, he attended Walters State Community College in Morristown, Tenn., where he earned an associates degree in general studies with an emphasis in broadcasting.

At the young age of 15, Price began working in the broadcasting business at WCRK-AM in Morristown. He learned everything from serving as a studio producer for high school and college sports broadcasts to disc jockeying during morning and afternoon drives. He even worked as a part-time news anchor and reporter. It was also where he debuted as a radio sports broadcaster, serving as the play-by-play announcer and color commentator on Morristown East HS football, basketball and baseball broadcasts.

Price is married to the former Beth Davis and resides in Lexington.



**Nathan Schwake**  
*Assistant Athletics Director/Marketing*

Nathan Schwake is in his 10th year in the Marketing and Promotions department at UK, his second as the Assistant AD for Marketing and Licensing.

Schwake is responsible for the marketing and promotion efforts for women's basketball and baseball, as well as the planning and execution of game-day marketing at all home football and men's basketball games. During his time at UK, he has worked with a variety of other programs including men's and women's soccer, gymnastics, and softball.

Since arriving in Lexington, Schwake has helped transform his assigned sports into national leaders in attendance. In 2012-13, UK women's basketball program was once again one of the nation's leaders, averaging over 6,000 fans a game, including a school record 18,488, who witnessed the Wildcats' victory over DePaul at Rupp Arena.

His impact on UK baseball has also been seen in the stands as UK has consistently shattered school attendance marks, including its three-game series attendance record set in a No. 1 LSU vs. No. 2 UK matchup in 2012 at Cliff Hagan Stadium.

In addition to creating comprehensive marketing campaigns, Schwake oversees many aspects of the game-day experience for fans, special events both in-season and during the off-season, and assists with the team's community outreach.

Schwake graduated from Iowa State University in December 2003 with a degree in marketing.



**John Butler**  
Marketing



**Shane Fanin**  
Sports Video



**Greg Herbert**  
Marketing



**Chase McIntosh**  
Student Manager



**Ian Crossert**  
Assistant Trainer



**Rob Hosey, M.D.**  
Team Physician



**Alex Corrado**  
Student Manager



**Greg Gorham**  
Sports Video



**Charlie Huannert**  
Student Manager



**Cliff Matekovich**  
Sports Video



**Jeff Picoro**  
SEC Network +



**James Jagger, M.D.**  
Team Physician



**Ryan Cox**  
Assistant SID



**Alex Guay**  
Student Manager



**Sean Mann**  
Student Manager



**Deena Mentonis**  
Marketing



**Keith Madison**  
SEC Network +



**Scott Mair, M.D.**  
Team Physician



**Michael Stone**  
*Senior Academic Advisor*

Michael Stone is in his 16th year working with student-athletes in the Center for Academic and Tutorial Services (CATS) and his 14th year working with the Kentucky baseball and men's basketball teams.

Stone, a native of Clay City, Ky., has used a tireless work ethic and intense dedication to his student-athletes in becoming one of the top academic advisors in collegiate athletics. He has assisted current and former student-athletes in their daily collegiate challenges, academic responsibilities and post-graduation aspirations with a unyielding commitment during his decorated career at UK.

Under his guidance, 12 men's basketball players posted a 3.00 or better grade-point average in the spring of 2013 and finished with a team GPA of 3.40. Prior to the start of the 2010 season the Kentucky men's basketball team received an NCAA APR public recognition award for placing in the top 10 percent of the nation's Division I men's basketball APR scores. Stone has helped 29 men's basketball student-athletes earn All-SEC Academic Team honors during his time with the program, including a school-record eight in 2012. Prior to Stone's tenure with the men's basketball staff, 29 total student-athletes had earned All-SEC Academic honors, dating back to 1962.

In addition to serving as the men's basketball academic counselor, Stone is the primary counselor for the nationally ranked baseball program, consistently assisting in directing the program to unprecedented academic and on-field achievements.

Since taking over baseball advising responsibilities in 2002, Stone has seen a staggering total of 125 of his student-athletes earn All-SEC Academic Team honors, with another 28 earning All-SEC Freshman Academic Team accolades. An average of 12.75 UK baseball student-athletes per season have earned All-SEC Academic Team honors under Stone's guidance and prior to his impact on the baseball program, 3.79 student-athletes per year earned All-SEC Academic Team honors. In addition, two Wildcats, Collin Cowgill and Greg Dombrowski earned Academic All-America accolades.

Stone is an active member of the National Association of Academic Advisors for Athletics. He currently serves as the Region II Representative for the Student-Athlete Recognition Committee which honors student-athletes who have overcome great obstacles to achieve academic success while participating in intercollegiate athletics.

Stone received both a B.S. in economics and a B.B.A. in marketing (1997), as well as his masters in sports management (2002) from UK.



**Sean Stryker**  
*Head Athletic Trainer*

Sean Stryker is in his first year as the head athletic trainer for the Kentucky baseball program.

Stryker joins the UK staff after spending two seasons with the Baltimore Orioles as a PBATS Seasonal Athletic Trainer and a Graduate Assistant Athletic Trainer at the University of Delaware.

Stryker earned his master's from Delaware in Sports Medicine. While working for his Masters degree he worked with the Baltimore Orioles for the 2013 and 2014 season.

Before going to Delaware to earn his master's, Stryker with the U.S. Army from 2009-2012 preparing and processing financial documents, and following up on existing contracts.

He got his Bachelor's Degree of Science in Athletic Training at the Pennsylvania State University. During his time of Penn State he was a Kinesiology Peer Mentor, Athletic Training Club Executive Board Member and an Athletic Training Student Advisory Board Member. He was a First Responder at the Special Olympics and the Penn State Sports Camps in 2010.



**Sean Cartell**  
*Southeastern Conference Baseball Communications*

Sean Cartell is in his fourth year as Assistant Director at the Southeastern Conference and serves as the communications contact for SEC Baseball.

Cartell, 28, also serves as the communications contact for SEC track and field, cross country and equestrian, and is the secondary football contact. Additionally, he is the conference sport administrator for equestrian, which became the SEC's 21st sport in 2012, and assists with media relations responsibilities for SECU, the SEC's Academic Initiative.

Cartell serves as the SEC communications department's day-to-day liaison with SECSports.com, the digital platform of the SEC Network, and manages the SEC's social media platforms.

Cartell, who previously held communications positions at the University of Florida, the University of Kentucky and University of Central Florida, is a 2007 graduate of the University of Kentucky with a B.A. in integrated strategic communications. He resides in Birmingham, Ala.



## SPORTS TURF

The Kentucky baseball program is blessed to have one of the top sports turf departments in the nation. Such an experienced, knowledgeable and hard working department allows the baseball student-athletes to focus on performance and have minimal field-work responsibilities, unlike the majority of the schools in the Southeastern Conference.

UK's sports turf department is led by Marcus Dean, who has been with UK since 2003. Dean leads a full-time veteran squad that includes Tommy Davis (working for UK baseball since 1978), Dave Sutton (since 1982), Josh Barnes (since 2001), Jerry Edmonds (since 2014) and Eric Harshman (since 2012)

In addition, former sports turf manager Donnie Mefford, Davis and Stivers were honored at the 2009-10 Catspy Awards with the Lifetime Achievement Award, the most honorees of any department in athletics. The sports turf department has also produced eight scholarship winners from the National Sports Turf Managers Association.

Several area teams have benefited from UK's student workers, including the Iowa Cubs, Pittsburgh Pirates, Philadelphia Phillies, Pittsburgh Steelers, Greenville Drive, Bowling Green Hot Rods, Lexington Legends, Louisville Bats, Milwaukee Brewers, Boston Red Sox, Detroit Tigers, Dayton Dragons, Buffalo Bisons, George Tech, Louisville, Texas Tech, South Carolina and Georgetown College. They have also had three Kentucky Sports Turf Managers Association Presidents, three Kentucky Turfgrass Council Presidents and one Sports Turf Managers Association board member.



### KENTUCKY'S SPORTS TURF VETERANS

Name	First Year with UK	Baseball Years
Tommy Davis	1978	36
Dave Thomas	1982	32
Josh Barnes	2001	13
Marcus Dean	2003	11

### MARCUS DEAN - SPORTS TURF DIRECTOR



Marcus Dean is in his 10th year at the University of Kentucky and his fourth as sports turf manager.

Dean, the only certified sports field manager in the state of Kentucky, is charged with several responsibilities, including the landscaping and maintenance of all the athletic fields on campus.

Prior to coming to UK, Dean was the Assistant Playing Surfaces Coordinator for the Pittsburgh Steelers. He assisted in the daily operations of Heinz Field, the UPMC practice facility, and training camp in Latrobe, Pa.

Dean is a 2002 graduate of UK with a degree in Plant and Soil Science with an emphasis in Turfgrass Management. He resides in Lexington with his wife, Jill, and their little boy Carter.





# PLAYER BIOS



## #35 • Zach Arnold

6-2 • 185 • Jr. • R/R • C  
Frankfort, Ky. (Franklin County)

- SEC Academic Honor Roll (2014)
- 2014 Northwoods League Summer All-Star

(C)

- 2013 No. 48 prospect in the Coastal Plains League (Perfect Game)
- 27th round pick in the 2012 MLB Draft (Mets)

### Outlook

Talented backstop served as UK's back-up catcher as a sophomore with fifth-year senior Micheal Thomas starring in 2014 ... Is coming off an all-star summer in the Northwoods League which included a 19-game hitting streak ... Is a good athlete, seeing time as a late-inning defensive replacement for his summer league team ... Regarded as a good defender, with a strong arm and solid receiving skills ... Has a line-drive approach at the plate with an ability to make consistent contact ... Lined a walk-off single into the six hole to complete UK's dramatic 12-inning win over No. 17 Mississippi State in the SEC Tournament ... Has the ability to emerge as a vocal leader for a youthful roster.

### Summer

Played for the Wisconsin Woodchucks in the Northwoods League, earning postseason Northwoods League All-Star accolades ... Played in 44 games, hitting .304 (42-for-138) with 27 runs, eight doubles, two homers and 21 RBI, sporting a 11-23 walk-strikeout ratio ... Arnold went 2-for-8 in his two playoff games ... Also came on to pitch an inning, allowing no hits and two walks in one inning on July 30 ... Ran up a 19-game hitting streak from June 30 to Aug. 1 ... After his hitting streak was snapped, finished the summer on a five-game streak.

### 2014

Served as UK's primary back-up catcher as a sophomore, behind fifth-year senior Micheal Thomas ... Made three starts, playing in 18 games ... Hit .542 (13-for-24) with three doubles and eight RBI ... Drew three walks and struck out twice, laying down one sacrifice bunt ... Came off the bench in eight SEC games, hitting .714 (5-for-7) with a double and two RBI ... In 10 games vs. SEC foes, including two in the SEC Tournament, hit .750 (6-for-8) with a double ... Ended 2014 on an 11-game hitting streak ... Was 8-for-13 with runners on base, 7-for-11 with runners in scoring position and 2-for-3 with four RBI with the bases loaded ... Was 5-for-6 as a pinch hitter ... Made his season debut vs. St. Joe's on Feb. 21 in Norfolk, Va., then collecting hits in every game he had an official at-bat in to end the season ... Made first career start in the second game of a doubleheader vs. Eastern Michigan on March 1, going 2-for-3 ... Went 2-for-4 in his next start with an RBI vs. Cincinnati, the second game of a doubleheader ... Came off the bench with a RBI knock vs. Ball State, scoring from first base after a three-base error that could've been scored as an inside-the-park homer ... Had a two-RBI double vs. Ball State off the bench ... Made final start of the year vs. Xavier in midweek action, going

1-for-4 with a double and RBI ... Had pinch hits vs. Florida, Texas A&M, twice vs. Ole Miss, Georgia and Mississippi State ... Came on with the bases loaded in the bottom of the 14th inning in the SEC Tournament Quarterfinals, lacing a pinch-hit, walk-off single to end a marathon win for the Wildcats ... Played in 36 games with 33 starts for Morehead City in the Coastal Plains League ... Batted .198 (21-for-106) with 12 runs, four doubles and 10 RBI ... Had a 9-23 walk-strikeout ratio, laying down three sac bunts, hanging one sac fly and sporting a .283 on-base percentage ... Stole 4-of-4 bases and fielded .976.

### 2013

Earned the No. 3 catcher job ... Played in eight games with one midweek start ... Went 1-for-7 at the plate, batting .143 with an RBI ... Made lone start of the year vs. Ohio, going 1-for-2 with an opposite-field RBI single ... Appeared in three games off the bench in SEC play, with two at bats ... Hit No. 9 in the order during his start vs. Ohio ... Made collegiate debut behind the plate during UK's win over Niagara ... Had a pair of pinch-hit at bats vs. Akron, before getting the start vs. Ohio ... Appeared in his final four games off the bench, including catching vs. Louisville, at Ole Miss and at Missouri ... Made a great play on a dropped strike three at Missouri, popping out from behind the plate and throwing a strike to first base.

### High School

First-team All-State at Franklin County High School ... Ranked as the seventh-best prospect in the state and the 53rd-best catching prospect in the nation ... Named first-team All-State by the Kentucky High School Baseball Coaches Association ... Batted .445 (49-for-110) with 39 runs, nine doubles, three triples, two homers and 16 RBI as a senior, stealing 15-of-16 bases ... Fielded .981 behind the plate, throwing out 8-of-13 attempted base stealers ... Finished 2012 with a .547 on-base percentage and a .636 slugging mark ... Earned six letters for coach Deron McDonald at Franklin County High School ... Helped the Flyers win back to back district championships in 2008 and 2009 ... "Zach has earned everything he has achieved," McDonald said. "Between his freshman and sophomore years he was the hungriest player I've seen. Zach is a player who wants to do well and he does what the coaching staff asks. The great thing about Zach is he's grounded and knows what he's good at and where he needs to improve. Zach is a pleasure to coach." ... Selected to 2012 preseason Under Armour All American as well as ESPN preseason all-state ... Was all-county MVP, all-district, all-region and all-state senior year.

### Personal

Full name is Zachary Quarles Arnold ... Born Nov. 28, 1993 in Kansas City, Mo. ... Son of Chris Arnold and Susan Toles ... Has a younger brother, Grayson (15) ... Father attended Kentucky.



## Career Stats

### All Games

Year	GP-GS	Avg.	AB	R	H	2B	3B	HR	RBI	BB	SO	SB-A
2013	8-1	.143	7	1	1	0	0	0	1	0	0	0-0
2014	18-3	.542	24	5	13	3	0	0	8	3	2	0-1
<b>Totals</b>	<b>26-4</b>	<b>.452</b>	<b>31</b>	<b>6</b>	<b>14</b>	<b>3</b>	<b>0</b>	<b>0</b>	<b>9</b>	<b>3</b>	<b>2</b>	<b>0-1</b>

### SEC Games

Year	GP-GS	Avg.	AB	R	H	2B	3B	HR	RBI	BB	SO	SB-A
2013	3-0	.000	2	0	0	0	0	0	0	0	0	0-0
2014	8-0	.714	7	2	5	1	0	0	2	1	2	0-0
<b>Totals</b>	<b>11-0</b>	<b>.556</b>	<b>9</b>	<b>2</b>	<b>5</b>	<b>1</b>	<b>0</b>	<b>0</b>	<b>2</b>	<b>1</b>	<b>2</b>	<b>0-0</b>

### Miscellaneous

Year	SAC	SF	HBP	OBP	SLG	2-out H	2-out RBI	PO	A	E	FLD
2013	1	0	0	.143	.143	0	0	15	3	0	1.000
2014	1	0	0	.593	.667	4	4	37	1	1	.974
<b>Totals</b>	<b>2</b>	<b>0</b>	<b>0</b>	<b>.500</b>	<b>.548</b>	<b>4</b>	<b>4</b>	<b>52</b>	<b>4</b>	<b>1</b>	<b>.982</b>

## Career Highs

Hits	2, twice, last vs. Cincinnati (3/5/14)
RBI	2 vs. Ball State (3/9/14)
Runs Scored	1, 6x, last at Georgia (5/17/14)
Hitting Streak	11 (3/1/14 - current entering 2015)

## 2014 Batting Game-by-Game

Date	Opponent	GS	AB	R	H	RBI	2B	3B	HR	BB	SB	CS	HBP	K
2/21	vs. St. Joe's	PH/C	1	0	0	0	0	0	0	1	0	0	0	0
2/23	vs. St. John's	C	0	0	0	0	0	0	0	1	0	0	0	0
2/28	EASTERN MICHIGAN	C	0	0	0	0	0	0	0	0	0	0	0	0
3/1	EASTERN MICHIGAN	*C	3	0	2	0	0	0	0	0	0	1	0	0
3/5	CINCINNATI	*C	4	1	2	1	0	0	0	0	0	0	0	0
3/8	BALL STATE	PH/C	2	1	1	1	0	0	0	0	0	0	0	0
3/9	BALL STATE	PH/DH	2	0	1	2	1	0	0	0	0	0	0	0
3/26	XAVIER	*C	4	1	1	1	1	0	0	0	0	0	0	0
3/29	at #5 Vanderbilt	C	0	0	0	0	0	0	0	0	0	0	0	0
4/4	#12 FLORIDA	PH	1	0	1	0	0	0	0	0	0	0	0	0
4/12	MISSOURI	PH/C	0	0	0	0	0	0	0	1	0	0	0	0
4/20	at Texas A&M	PH/C	1	0	1	0	0	0	0	0	0	0	0	0
4/25	#12 OLE MISS	PH	1	0	1	0	0	0	0	0	0	0	0	0
4/26	#12 OLE MISS	C	2	1	1	2	1	0	0	0	0	0	0	1
5/15	at Georgia	C	0	0	0	0	0	0	0	0	0	0	0	0
5/17	at Georgia	C	2	1	1	0	0	0	0	0	0	0	0	1
5/22	vs. #17 Mississippi State	PH	1	0	1	1	0	0	0	0	0	0	0	0
5/24	vs. #7 Florida	PH	0	0	0	0	0	0	0	0	0	0	0	0

## 2013 Batting Game-by-Game

Date	Opponent	GS	AB	R	H	RBI	2B	3B	HR	BB	SB	CS	HBP	K
2/17	vs. Niagara		0	0	0	0	0	0	0	0	0	0	0	0
3/1	AKRON		1	0	0	0	0	0	0	0	0	0	0	0
3/3	AKRON		1	0	0	0	0	0	0	0	0	0	0	0
3/12	OHIO	*C	2	1	1	1	0	0	0	0	0	0	0	0
4/5	at #2 LSU		1	0	0	0	0	0	0	0	0	0	0	0
4/16	#8 LOUISVILLE		1	0	0	0	0	0	0	0	0	0	0	0
4/26	at #16 Ole Miss		1	0	0	0	0	0	0	0	0	0	0	0
5/16	at Missouri		0	0	0	0	0	0	0	0	0	0	0	0



## #4 • Kyle Barrett

5-11 • 185 • Jr. • L/R • OF  
Douglasville, Ga. (Chapel Hill)

- SEC Academic Honor Roll (2014)
- 2014 Cape Cod League All-Star Starter (CF)
- 2013 No. 5 prospect in the Perfect Game

### Collegiate League (Perfect Game)

- 2013 No. 3 prospect in the Perfect Game Collegiate League (Baseball America)
- 2013 Perfect Game Collegiate League All-Star
- SEC Freshman Academic Honor Roll (2013)
- 2013 All-SEC Freshman Team (OF)

## Outlook

Dynamic outfielder talent is coming off an all-star summer in the Cape Cod League ... An All-SEC Freshman selection in 2013 after leading UK with a .349 average, he served as UK's primary starter in rightfield to open the year before strong performances from Ka'ai Tom and Storm Wilson added to the depth in the outfield rotation in 2014 ... Has a top-of-the-order skill set with blazing speed and a quick, line-drive approach at the plate and an ability to use all fields ... A raw baserunner with game-changing speed as a freshman, is improving his abilities to steal bases over three years.

Read more about Kyle Barrett on page 68

## Summer

Earned the starting centerfield spot in the Cape Cod League All-Star Game ... Played in 37 games in the Cape, hitting .313 (40-for-128) with 22 runs, three doubles, one triple, six RBI and 10 steals ... Had a 7-24 walk-strikeout ratio ... Was one of eight players in the Cape Cod League to hit over .300 and steal at least 10 bases ... Ranked 17th in the CCBL in average.

## 2014

Played in 46 games with 38 starts as a sophomore, hitting .253 (39-for-154) with six doubles, one homer and 19 RBI ... Scored 35 runs and stole 10-of-12 bases ... Had a 21-41 walk-strikeout ratio, getting plunked by three pitches ... Played in 19 games with 16 starts in SEC play, hitting .210 (13-for-62) with a double and four RBI ... Hit .298 in games UK won, with four doubles, one homer and 16 RBI ... Totaled eight multi-hit games and three multi-RBI games ... Had a 16-game hitting streak to open the year ... Saw 37 starts in rightfield and one as the designated hitter ... Hit first 26 times, also hitting fifth, sixth, seventh and eighth ... Hit .310 (22-for-71) with runners on base ... Had 10 two-out hits and six two-out RBI ... Opened the year by hitting safely in the first 16 games of 2014 ... Belted his first career homer vs. Wright State on Feb. 25 ... Had a hit and a walk in UK's season-opening win vs. No. 1 Virginia ... Had two hits and three RBI in a win over St. Joe's ... Had three-hit games vs. EMU and No. 5 Florida ... Had an RBI in each of his first three games and had 11 RBI in his first nine games ... Went for three RBI in a two-hit game vs. St. Joe's ... Hit his first career homer in a win over Wright State, snapping a streak of 177 consecutive homerless at-bats to open his career ...



Had two-steal games vs. Eastern Michigan and Ball State ... After a 3-for-5 game vs. No. 12 Florida, went through a 3-for-31 stretch to finish the year ... After the Florida series, served primarily as the fourth outfielder ... Made the start in place of injured Thomas Bernal in the SEC Tournament Semifinals vs. No. 7 Florida, going 1-for-3 with two runs and an opposite-field double ... Came on as UK's primary pinch hitter in the NCAA Tournament, seeing action in three of four games ... Was called on as the pinch hitter with UK trailing 3-1 in the bottom of the seventh inning at No. 8 Louisville in the NCAA Louisville Regional Championship game ... Hit a laser to shallow centerfield, with UK first baseman Thomas Bernal running from third base, that forced a sliding catch from Louisville centerfielder Cole Sturgeon, who came up firing and threw a strike to retire Bernal on a collision at the plate, resulting in an ejection of Bernal ... Had an all-star summer with the Amsterdam Mohawks in the Perfect Game Collegiate League ... Joined UK pitcher Dylan Dwyer and UK staff member and former star Mike Brown on the Mohawks, which won the league title for the second consecutive year ... Played in 38 games with 35 starts, batting .343 (47-for-137) with 29 runs, four doubles, one homer and 11 RBI ... Stole 18-of-22 bases, with a 16-13 walk-strikeout ratio and a .418 on-base percentage ... Had one outfield assist, fielding a perfect 1.000.

### 2013

Had a historic freshman season, leading UK in average and earning a spot on the All-SEC Freshman Team ... Played in 46 games with 38 starts, batting a team-high .349 (51-for-146) with four doubles, one triple and 14 RBI ... Reached base safely in 34 of his 38 starts, including 19 straight to end the year ... Had a 14-25 walk-strikeout ratio, with a .407 on-base percentage ... Hung four sacrifice flies, stole 4-of-10 bases and totaled three outfield assists ... In SEC games alone, hit .333 (34-for-102) with two doubles and eight RBI ... In 30 games vs. SEC opponents (including SEC Tournament), hit .330 (35-for-106) with two doubles and eight RBI ... In games against non-conference teams, batted .386 (17-for-44) with two doubles, one triple and six RBI ... In games at home, led UK with a .379 (36-for-95) average ... Led UK in average on the road, batting .294 (15-for-51) with three RBI ... Led UK in hitting in games UK won, .394 (26-for-66), batting a team-high .313 in games UK lost ... Led UK with a .341 average in day games and a .359 average in night games ... Started getting hot in March and securing a starting job, batting .375 in March (15-for-40), .333 (19-for-57) in April and .356 (16-for-45) in May ... Led UK with 1.11 hits per game ... Totaled 15 multiple-hit games and two multiple-RBI games ... Ran up a season-long 16-game hitting streak ... Finished the year reaching base safely in 19 consecutive games ... Made two starts in leftfield, 34 starts in rightfield and two starts as the DH ... Hit all over the order, including No. 1 (21 times), No. 6 (nine times), No. 7 (six times), No. 8 (once) and No. 9 (once) ... Hit .408 on balls in play ... Move to the leadoff spot in the order was highly successful, batting .360 (32-for-89) with a .414 on-base percentage ... Twice turned 9-3 double plays on fully extended grabs in rightfield ... Laid down two bunts in five bunt-single chances ... Hit .353 with runners on base, .406 with runner on and two outs and .293 with runners in scoring position and two outs ... Began the year as the fifth outfielder, serving as a pinch runner early in the season ... Made collegiate debut vs. Niagara in a blowout UK win, dropping

a fly ball for an error in his first college chance, adding a sacrifice fly in his first at bat ... Scored first career run as the go-ahead tally in the ninth inning at USC Upstate, pinch running for A.J. Reed ... Registered first career start in the second home game of the year vs. ECU, going 1-for-4 with his first steal ... Served as a pinch hitter and pinch runner until returning to the starting lineup vs. Michigan State in the rubber match, driving a clutch double down the rightfield line and adding a walk ... Followed up his breakout start vs. MSU with a 2-for-4 game vs. Ohio in the final midweek game before the SEC opener at Florida ... Came on to make SEC debut at Florida as a pinch hitter in the league lidlifter ... Started the next two games at Florida, scoring a run with a walk, RBI and hit by pitch in the second game of the series and going 1-for-2 with two walks and two runs in the rubber-match win ... Started 19 consecutive games starting with the UF series, running up a nine-game hitting streak during the stretch ... Had hits in each game of UK's series win over No. 14 Mississippi State ... Had a strong series vs. his home state of Georgia, collecting two hits in each of the first two games, adding a single in the rubber-match win ... Drove in the game-winning run in the 10th inning at No. 9 Louisville, hanging a sacrifice fly to force in the go-ahead run ... After going through a 0-for-9 stretch during the UL game and first two games at No. 2 LSU, rebounded with a 2-for-4 game in the finale vs. the Tigers ... Added multiple-hit games in six of his next eight games, with a career-high 3-for-4 game with two RBI and a double vs. Tennessee ... Went 3-for-4 with two runs vs. No. 9 Louisville at Cliff Hagan drawing a walk ... Had a pair of 2-for-4 games at No. 16 South Carolina, before injuring his shoulder and having to sit out the series finale ... Started his season-long 16-game hitting streak during Tennessee series, with eight multi-hit games, including a 3-for-4 outing vs. Wright State ... Came off the bench with a pinch-hit single in the series finale at Missouri ... Went 1-for-4 in his SEC Tournament debut vs. No. 21 Ole Miss.

### High School

Starred for Chapel Hill in Douglasville, Ga., for coach Mick Harper ... A 2012 second-team All-Region Rawlings All-America honoree ... Also named honorable mention Perfect Game All-America in 2011 ... As a junior, hit .485 with four homers and batted .564 with 19 runs and two homers as a senior ... Played basketball in his freshman and sophomore years.

### Personal

Full name is Andrew Kyle Barrett ... Born Aug. 4, 1993 in Douglasville, Ga. ... Son of Bill and Tricia Barrett ... Family lived in London, Ky., during youth ... Has one brother and one sister, Will (24) and Cass (22).





### Career Stats

#### All Games

Year	GP-GS	Avg.	AB	R	H	2B	3B	HR	RBI	BB	SO	SB-A
2013	46-38	.349	146	23	51	4	1	0	14	14	25	4-10
2014	46-38	.253	154	35	39	6	0	1	19	21	41	10-12
<b>Totals</b>	<b>92-76</b>	<b>.300</b>	<b>300</b>	<b>58</b>	<b>90</b>	<b>10</b>	<b>1</b>	<b>1</b>	<b>33</b>	<b>35</b>	<b>66</b>	<b>14-22</b>

#### SEC Games

Year	GP-GS	Avg.	AB	R	H	2B	3B	HR	RBI	BB	SO	SB-A
2013	29-27	.333	102	11	34	2	0	0	8	9	17	1-6
2014	19-16	.210	62	10	13	1	0	0	4	9	17	1-1
<b>Totals</b>	<b>48-43</b>	<b>.287</b>	<b>164</b>	<b>21</b>	<b>47</b>	<b>3</b>	<b>0</b>	<b>0</b>	<b>12</b>	<b>18</b>	<b>34</b>	<b>2-7</b>

#### Miscellaneous

Year	SAC	SF	HBP	OBP	SLG	2-out H	2-out RBI	PO	A	E	FLD
2013	4	0	3	.407	.309	16	4	87	3	3	.968
2014	0	0	3	.354	.312	10	6	79	2	3	.964
<b>Totals</b>	<b>4</b>	<b>0</b>	<b>6</b>	<b>.380</b>	<b>.350</b>	<b>26</b>	<b>10</b>	<b>166</b>	<b>5</b>	<b>6</b>	<b>.966</b>

### Career Highs

Hits	3, 5x, last vs. Florida (4/6/14)
RBI	3 vs. St. Joe's (2/21/14)
Runs Scored	4 vs. Florida (4/4/14)
Hitting Streak	18 (5/18/13 - 3/9/14)

### 2014 Batting Game-by-Game

Date	Opponent	GS	AB	R	H	RBI	2B	3B	HR	BB	SB	CS	HBP	K
2/14	vs. #1 Virginia	*RF	4	0	1	1	0	0	0	1	0	0	0	3
2/15	at UNC Wilmington	*RF	5	0	2	1	1	0	0	0	1	1	0	1
2/16	vs. VMI	*RF	5	0	1	1	0	0	0	0	0	1	0	0
2/17	at USC Upstate	*RF	4	2	2	0	0	0	1	1	0	0	0	0
2/21	vs. St. Joe's	*RF	4	1	2	3	0	0	0	0	0	0	0	1
2/22	at Old Dominion	*RF	4	1	1	1	0	0	1	0	0	0	0	2
2/23	vs. St. John's	*RF	5	1	1	1	0	0	0	0	0	0	0	0
2/25	WRIGHT STATE	*RF	4	2	1	2	0	0	1	1	0	0	0	1
2/28	EASTERN MICHIGAN	*RF	5	1	3	1	0	0	0	2	0	0	0	1
3/1	EASTERN MICHIGAN	*RF	5	1	1	0	0	0	0	1	0	0	0	2
3/1	EASTERN MICHIGAN	*RF	2	2	1	0	0	0	2	1	0	0	0	0
3/5	CINCINNATI	*RF	5	0	1	0	1	0	0	0	0	0	0	3
3/5	CINCINNATI	*RF	5	1	2	1	0	0	0	0	0	0	0	2
3/7	BALL STATE	*RF	4	2	1	0	1	0	0	2	0	0	0	0
3/8	BALL STATE	*RF	2	3	1	2	1	0	0	2	2	0	0	0
3/9	BALL STATE	*RF	4	1	2	0	0	0	0	0	0	0	0	0
3/11	at #16 Indiana	*RF	4	1	0	0	0	0	0	0	1	0	0	1
3/14	at Alabama	*RF	4	0	2	0	0	0	0	0	0	0	0	0
3/15	at Alabama	*RF	4	1	1	0	0	0	0	1	0	0	0	1
3/15	at Alabama	*RF	5	0	0	0	0	0	0	0	0	0	0	1
3/21	#1 SOUTH CAROLINA	*RF	4	2	1	0	1	0	0	1	0	0	0	1
3/22	#1 SOUTH CAROLINA	*RF	4	0	1	0	0	0	0	0	1	0	0	1
3/23	#1 SOUTH CAROLINA	*RF	3	0	1	1	0	0	0	1	0	0	0	2
3/28	at #5 Vanderbilt	*RF	4	0	0	1	0	0	0	1	0	0	0	1
3/29	at #5 Vanderbilt	*RF	4	1	0	1	0	0	0	1	0	0	0	0
3/30	at #5 Vanderbilt	*RF	4	0	1	0	0	0	0	0	0	0	0	2
4/1	#8 LOUISVILLE	*RF	3	2	1	0	0	0	0	0	0	0	1	1
4/4	#12 FLORIDA	*RF	3	4	1	1	0	0	0	2	0	0	0	1
4/5	#12 FLORIDA	*RF	5	1	1	0	0	0	0	0	0	0	0	2
4/6	#12 FLORIDA	*RF	5	1	3	0	0	0	0	0	0	0	0	0
4/8	MOREHEAD STATE	*RF	4	0	0	0	0	0	0	0	0	0	0	3
4/11	MISSOURI	*RF	3	0	0	0	0	0	0	0	0	0	0	1
4/15	at #9 Louisville	*RF	4	0	1	0	0	0	0	0	0	0	0	2
4/18	at Texas A&M	*RF	3	0	0	0	0	0	0	0	0	0	0	1
4/20	at Texas A&M	*RF	3	0	1	0	0	0	0	1	0	0	0	1
4/22	TENNESSEE TECH	*RF	3	2	0	0	0	0	0	2	0	0	0	1
4/25	#12 OLE MISS	*RF	2	0	0	0	0	0	0	0	0	0	0	1
5/3	at Tennessee	PH	0	0	0	0	0	0	0	1	0	0	0	0
5/10	AUBURN	PH	1	0	0	0	0	0	0	0	0	0	0	1
5/13	at Murray State	PR	0	0	0	0	0	0	0	0	0	0	0	0
5/15	at Georgia	PH/RF	1	0	0	0	0	0	0	0	0	0	0	0
5/22	vs. #17 Mississippi State	PH	1	0	0	1	0	0	0	0	0	0	0	0
5/24	vs. #7 Florida	*DH	3	2	1	0	1	0	0	0	0	0	1	0
5/30	vs. Kansas	PH	1	0	0	0	0	0	0	0	0	0	0	0
5/31	vs. Kent State	PH	1	0	0	0	0	0	0	0	0	0	0	0
6/1	vs. #8 Louisville	PH	1	0	0	0	0	0	0	0	0	0	0	0

### 2013 Batting Game-by-Game

Date	Opponent	GS	AB	R	H	RBI	2B	3B	HR	BB	SB	CS	HBP	K
2/17	vs. Niagara		0	0	0	1	0	0	0	0	0	0	0	0
2/18	at USC Upstate		0	1	0	0	0	0	0	0	0	0	0	0
2/24	at Coastal Carolina		0	1	0	0	0	0	0	0	0	0	0	0
2/27	EASTERN KENTUCKY	*	4	1	1	0	0	0	0	0	1	0	0	1
3/1	AKRON		1	0	0	0	0	0	0	0	0	0	0	0
3/2	AKRON		0	0	0	0	0	0	0	0	0	0	0	0
3/9	MICHIGAN STATE		1	0	0	0	0	0	0	0	0	0	0	1
3/10	MICHIGAN STATE	*	2	1	1	0	1	0	0	1	0	0	0	0
3/12	OHIO	*	4	2	2	0	0	0	0	0	0	0	0	1
3/15	at Florida		1	0	0	0	0	0	0	0	0	0	0	0
3/16	at Florida	*	2	1	0	1	0	0	0	1	0	0	1	0
3/17	at Florida	*	2	2	1	0	0	0	0	2	0	0	0	0
3/19	WESTERN KENTUCKY	*	4	1	2	1	1	0	0	1	1	0	0	0
3/22	#14 MISSISSIPPI STATE	*	3	0	1	0	0	0	0	1	0	0	0	1
3/23	#14 MISSISSIPPI STATE	*	3	0	1	0	0	0	0	0	0	0	0	0
3/23	#14 MISSISSIPPI STATE	*	3	1	1	1	1	0	0	0	0	0	0	1
3/27	MARSHALL	*	4	1	1	0	0	0	0	0	1	1	0	0
3/29	GEORGIA	*	3	0	2	0	0	0	0	0	0	1	0	0
3/30	GEORGIA	*	4	1	2	0	0	0	0	1	0	0	0	1
3/31	GEORGIA	*	3	0	1	0	0	0	0	0	0	0	1	1
4/2	at #9 Louisville	*	4	0	0	1	0	0	0	0	0	0	0	3
4/5	at #2 LSU	*	3	0	0	0	0	0	0	0	0	0	0	1
4/6	at #2 LSU	*	2	0	0	0	0	0	0	0	0	0	0	0
4/7	at #2 LSU	*	4	0	2	0	0	0	0	0	0	1	0	1
4/9	AUSTIN PEAY	*	5	0	2	2	0	1	0	0	0	0	0	1
4/12	TENNESSEE	*	5	1	3	2	1	0	0	0	0	0	0	0
4/13	TENNESSEE	*	5	0	0	1	0	0	0	0	0	0	0	2
4/14	TENNESSEE	*	4	0	1	0	0	0	0	0	0	0	0	1
4/16	#8 LOUISVILLE	*	4	2	3	0	0	0	0	1	0	0	0	0
4/20	at #14 South Carolina	*	4	1	2	0	0	0	0	0	1	1	0	1
4/20	at #14 South Carolina	*	4	1	2	0	0	0	0	0	0	0	1	1
4/21	at #14 South Carolina													
4/21	at #14 South Carolina													
4/21	at Western Kentucky													
4/21	at Western Kentucky													
4/25	at #16 Ole Miss	*	3	0	1	0	0	0	0	0	1	0	0	0
4/26	at #16 Ole Miss	*	5	1	1	1	0	0	0	0	0	1	0	0
4/27	at #16 Ole Miss	*	5	0	2	0	0	0	0	0	0	0	0	1
5/3	#14 ARKANSAS	*	3	0	1	0	0	0	0	0	1	0	0	1
5/4	#14 ARKANSAS	*	4	0	1	0	0	0	0	0	0	0	0	1
5/5	#14 ARKANSAS	*	5	0	2	1	0	0	0	0	0	0	0	1
5/7	WRIGHT STATE	*	4	1	3	1	0	0	0	1	0	0	0	0
5/11	#1 VANDERBILT	*	4	0	2	1	0	0	0	0	0	0	0	0
5/11	#1 VANDERBILT	*	5	0	1	0	0	0	0	0	0	0	0	0
5/12	#1 VANDERBILT	*	5	0	1	0	0	0	0	0	0	0	0	1
5/14	#15 INDIANA	*	3	1	1	0	0	0	0	1	0	0	0	1
5/16	at Missouri	*	4	1	2	0	0	0	0	1	0	0	0	1
5/17	at Missouri	*	3	0	0	0	0	0	0	1	0	0	0	0
5/18	at Missouri	*	1	1	1	0	0	0	0	0	0	0	0	0
5/21	vs. #21 Ole Miss	*	4	0	1	0	0	0	0	0	0	0	0	0





**#31 • Bryce Bastien**  
 5-9 • 180 • R-Jr. • L/L • OF  
 Columbia, Ill. (Columbia/Maryville)

• SEC Academic Honor Roll (2014)

**Outlook**

Made the team through walk-on tryouts during the 2013 fall practice season after running a 6.7 60-yard dash ... Played in 2012 for Maryville College in the St. Louis area, hitting .362 ... Has had good performances in his two fall practice campaigns, showcasing good arm strength.

**Summer**

Played for the Caldwell Warriors in the All-America League ... Hit .299 (20-for-67) in 24 games ... Had three doubles, one triple, one homer and 15 RBI, owning a 10-12 walk-strikeout ratio ... Was also hit by six pitches.

**2014**

Played in three games of the bench ... Saw three at-bats, striking out once.

**2012 (Maryville College)**

Hit .362 (51-for-141) in 41 games for Maryville College ... Had eight doubles, three triples, 18 RBI and four steals ... Had three outfield assists and owned a 14-24 walk-strikeout ratio.

**High School**

Selected the 2011 Belleville News-Democrat Player of the Year ... A three-time All-Conference first team selection ... Was a three-time Belleville News-Democrat All-Metro first-team outfield honoree ... Was twice selected by the St. Louis Post-Dispatch on the second team ... Was chosen for the Baseball Showcase All-Star team ... Earned the 2011 Peneler Baseball Award from CHS ... Was a member of the National Honor Society and the Beta Club student council.

**Personal**

Full name is Bryce Dean Bastien ... Born on June 10, 1993 in Columbia, Ill. ... Son of Kevin and Debra Bastien ... Has a younger sister, Kaylee (18) ... Grandfather played in the Phillies farm system.

**Career Stats**

**All Games**

Year	GP-GS	Avg.	AB	R	H	2B	3B	HR	RBI	BB	SO	SB-A
2014	3-0	.000	3	0	0	0	0	0	0	0	1	0-0

**Miscellaneous**

Year	SAC	SF	HBP	OBP	SLG	2-out H	2-out RBI	PO	A	E	FLD
2014	0	0	0	.000	.000	0	0	0	0	0	.000

**2014 Batting Game-by-Game**

Date	Opponent	GS	AB	R	H	RBI	2B	3B	HR	BB	SB	CS	HBP	K
2/21	vs. St. Joe's	PH	1	0	0	0	0	0	0	0	0	0	0	1
3/1	EASTERN MICHIGAN	PH	1	0	0	0	0	0	0	0	0	0	0	0
3/8	BALL STATE	PH/OF	1	0	0	0	0	0	0	0	0	0	0	0



**#14 • Dustin Beggs**  
 6-2 • 190 • Jr. • R/R • RHP  
 Roswell, Ga. (Centennial/  
 Georgia Perimeter College)

• 17th round pick in the 2014 MLB Draft

(Cardinals)

• 2014 third-team NJCAA All-America (SP)

**Outlook**

Talented right-hander will have the ability to step right into UK's weekend pitching staff ... Led all of junior college baseball in strikeouts last season ... Has arguably the best command on the pitching staff ... A great competitor ... Had a great fall practice season and an ability to attack hitters, throwing 67-percent first-pitch strikes ... Owns a four-pitch mix.

**Junior College**

Led all of junior college baseball in 2014 with 125 strikeouts, sporting a 11-4 record and a 1.65 ERA at Georgia Perimeter College ... Worked 103.2 innings, walking only 13 ... Added five saves ... Had a 0.78 ERA in conference games and ranked 14th in the NJCAA with his 1.65 ERA ... A third-team junior college All-America selection ... Earned first-team all-conference and all-region honors ... As a freshman totaled a 6-1 record and a 2.31 ERA, striking out 50 in 46.2 innings ... Finished his career with a 17-5 record ... Coached by Brett Campbell at Georgia Perimeter College ... Led club to the conference regular-season championship in both seasons.

**High School**

Played for coach Jake Hill at Centennial High School, earning letters his junior and senior season ... Won the team Excaliber Award, Cy Young, Silver Slugger and MVP honors at Centennial as a senior ... Was named the region player of the year in 2012.

**Personal**

Full name is Dustin August Beggs ... Son of Rick and Nancy Beggs ... Born on June 14, 1993 in Colorado Springs, Colo. ... Has an older sister, Sarah (32) and an older brother, Tyler (23) ... Dad played junior college baseball in California and grandfather was drafted by the Pittsburgh Pirates.



**#46 • Thomas Bernal**  
 6-0 • 210 • R-Sr. • R/R • IF/C  
 Paso Robles, Calif. (Paso Robles)

- 2015 preseason All-SEC - 3B (Perfect Game)
- SEC Academic Honor Roll (2013)

**Outlook**

Fifth-year senior infielder is coming off a breakout season as UK's primary first baseman ... A star shortstop and quarterback in high school in Paso Robles, Calif., made the transition across the infield to third base during the summer and fall practice season as UK must replace slugging third baseman Max Kuhn in 2015 ... A hard-nosed, tough competitor who sprays line drives all over the diamond ... A great defensive first baseman for his first four seasons ... After leading UK to a 21-6 record to open 2013, suffered a dislocated elbow on a collision at first base that ended his season, with UK going 10-19 without Bernal and its average going from .292 to .223 without Bernal ... Hit his first career homer in a monster day vs. No. 8 Louisville in a mid-week tilt in 2014 ... After a collision at the plate in the NCAA Louisville Regional Championship game vs. the Cardinals was ejected from the contest ... Battled a shoulder injury late in the season, playing through the injury to keep his bat and defensive prowess in the lineup ... Married during the fall of 2012 to his high school sweetheart, the former Lauren Redberg .

Read more about Thomas Bernal on page 69

**2014**

Played in 54 of UK's 62 games, making 51 starts serving as UK's primary first baseman ... Hit .305 (81-for-203) with 30 runs, nine doubles, one homer and 32 RBI ... Was hit by 18 pitches, had 13 walks and stole 6-of-8 bases ... Finished with a .392 on-base percentage and a .365 slugging mark ... For the third consecutive season, hit better in SEC play than non-conference action, batting .348 (39-for-112) with 13 runs, five doubles and 14 RBI in 28 of UK's 30 games ... Made 49 starts at first base and two as the DH ... Hit No. 4 (five times), No. 5 (12 times), No. 6 (11 times), No. 7 (21 times) and No. 8 (twice) in the lineup ... Was a .324 hitter with runners on base and with runners in scoring position ... Was 5-for-11 with 14 RBI with the bases loaded ... Paced UK with a .373 average in 18 games vs. top-25 foes, .370 vs. top-10 opponents and .375 vs. top-five foes ... Was 5-for-10 in four games vs. No. 1 ranked teams ... In SEC series openers, batted .475 (19-for-40) with three doubles and seven RBI in 10 games ... In SEC series finales, hit .344 (11-for-32) ... Had 15 multi-hit games and six multi-RBI games ... Ran up a 15-game hitting streak in April, hitting .463 (31-for-67) with six doubles, one homer and 14 RBI during the stretch ... Batted .253 (23-for-91) with four double, one homer and 18 RBI in non-SEC games ... In 34 games vs. SEC foes, hit .357 (45-for-126) with five doubles and 16 RBI ... Led UK with a .402 (39-for-97) average in 24 home games, with seven doubles, one homer and 15 RBI ... In games UK won, hit .356 (42-for-118) with six doubles, one homer and 26 RBI ... Led UK in night games with a .398 (33-for-83) with five doubles, one homer and 14 RBI ... Hit .192 (5-for-26) in February, .302 (13-for-43) in March,

.431 (31-for-71) in April and .224 (13-for-58) in May ... While battling an injured shoulder in the SEC Tournament, hit 2-for-11 with a .333 on-base percentage ... Went 2-for-3 with an RBI, two steals and a hit by pitch in UK's season-opening win over No. 1 Virginia ... Collected one hit over his next five games, prompting a day off in Wilmington, N.C., with AJ Reed playing first base in his stead ... Returned to the lineup for the home opener vs. Wright State, opening up an eight-game hitting streak during UK's season-opening homestand ... Went 3-for-4 with a steal in UK's opening game with No. 1 South Carolina ... Belted his first career homer in a career game vs. No. 8 Louisville, collecting three hits and four RBI ... Homer snapped a streak of 125 consecutive at-bats without a home run to open his career ... Had a four-hit game vs. No. 12 Florida in the series opener with a pair of doubles ... Had a three-hit game vs. Florida in the rubber match, leading UK to the series win ... Had two hits in each game of the Missouri series, before going 3-for-5 with four RBI and a steal in leading UK to a comeback win at Texas A&M ... Was 3-for-4 in the series opener vs. No. 12 Ole Miss ... Battled a shoulder injury in May, but fought through the pain to man first base in the SEC and NCAA Tournaments.





**2013**

Was a key hitter and defensive first baseman before suffering a season-ending injury in the series finale vs. Georgia ... Played in 18 games with seven starts, making each start against left-handed starting pitching and every series opener at first base with A.J. Reed on the mound ... Injury was crippling to the UK everyday lineup and bench options ... UK went 21-6 before Bernal's injury and 10-19 after the injury, with the UK offense hitting .292 with Bernal and .223 after his injury ... Batted .321 (9-for-28) with three doubles, five RBI and was 1-for-2 in steals ... Drew three walks, was hit by five pitches and struck out three times, sporting a .429 slugging and a .472 on-base percentage ... Laid down three sacrifice bunts ... Played in eight conference games, including one start against a LHP, hitting .375 (3-for-8) with a double and two RBI ... Was 5-for-16 in games played at Cliff Hagan Stadium and went 2-for-4 in games played on the road ... Reached as the leadoff hitter in an inning in four of six chances ... Collected one pinch-hit knock in six at bats ... Had three two-out hits and two two-out RBI ... Came off the bench in the top of the ninth inning on opening weekend at USC Upstate, smacking an RBI single up the middle to score the go-ahead, game-winning run ... Started the second-game of the year, going 2-for-5 with two doubles, three runs scored and a walk ... Had a hit and a walk in three trips to the plate at Coastal Carolina ... Collected a hit, was hit by a pitch and laid down a sacrifice bunt in the series-opener vs. Michigan State ... Went 3-for-4 with two RBI and a double in the series-opener vs. Mississippi State ... Came on as a defensive replacement on March 31 vs. Georgia in the series finale, when an errant throw from third baseman Max Kuhn sailed wide of the first base bag, leading to a collision that caused a season-ending injury ... Played in 12 games with 11 starts for the Amsterdam Mohawks in the Perfect Game Collegiate League during the summer, joining UK teammates Chandler Shepherd and Taylor Martin ... Batted .170 (8-for-47) with three doubles, five RBI and a stolen base.



**2012**

Was a vital right-handed hitting option off the bench in freshman season, playing in 19 games with six starts ... Was the opening-day starter as the designated hitter at Wofford ... Was used often as a defensive upgrade at first base in the late innings ... Batted .370 (10-for-27) with four RBI ... Had a 2-7 walk-strikeout ratio with three hit by pitches ... Stole one base ... Forced home the walk-off run with a pinch-hit, bases-loaded walk in a win over Buffalo ... Went 2-for-4 in six SEC games off the bench ... Batted .348 (8-for-23) in non-league games ... Was 2-for-7 as a pinch hitter ... Had one two-out hit and two-out RBI ... In his six starts, hit .421 (8-for-19) ... Has three two-hit games in a five-game span of starts in late February and March ... During the summer, played for the San Luis Obispo Blues in the California Collegiate League ... Led the Blues to the 2011 CCL Championship ... Played in 28 games with 27 starts, batting .244 (22-for-90) with four doubles, one homer and 23 RBI ... Drew four walks and stole three bases, fielding .979 ... Was plunked by seven pitches and had four sacrifice flies.

**2011**

Redshirted season, served as bullpen catcher while learning the nuances of the catching position.

**High School**

Earned four letters for coach Derek Stroud at Paso Robles High School ... All-state selection in 2010 as a senior ... A highly talented prospect in football and baseball, made the decision to pursue a college baseball career ... Hit .430 (24-for-86) with 27 RBI, three doubles and four homers in 27 games as a senior ... Had a 5-for-5 game against San Luis Obispo on April 27, 2010, with four RBI and a homer ... Drew 21 walks and struck out just six times as a senior ... Pitched in 56.2 innings as a senior, posting a 3.83 ERA with seven wins and four saves ... Earned first-team all-league and all-county honors each year of career ... Led baseball team to the league championship as a sophomore and senior ... "It's going to be a great opportunity for him," Stroud said. "We've been very fortunate to have him for four years, and he's just continued to grow as a baseball player. He'll find a way to contribute somewhere. Whatever role he'll have, he won't let the coach or his teammates down. He's the ultimate team player." ... Started every game of his career before suffering a minor injury as a senior in the playoffs ... Lettered for four years in football and entering his senior season, as a selection to the ESPN Rise CalHiSports.com All-Ventura/Santa Barbara/San Luis Obispo counties team ... Earned all-PAC 7 and all-county first team distinction in football as a junior.

**Personal**

Full name is Thomas Hansen Bernal ... Born Nov. 5, 1991 in Knoxville, Tenn. ... Son of Tim Bernal and Shelli Bernal ... Has two sisters, Andi (25) and Elli (19) ... Elli attends UK ... Father played football at Weber State and is an associate athletics director for UK ... Was married during the 2012 summer to high school sweetheart, the former Lauren Redberg.



## Career Stats

### All Games

Year	GP-GS	Avg.	AB	R	H	2B	3B	HR	RBI	BB	SO	SB-A
2012	19-6	.370	27	3	10	0	0	0	4	2	7	1-1
2013	18-7	.321	28	6	9	3	0	0	5	3	3	1-2
2014	54-51	.305	203	30	62	9	0	1	32	13	26	6-8
<b>Totals</b>	<b>91-64</b>	<b>.314</b>	<b>258</b>	<b>39</b>	<b>81</b>	<b>12</b>	<b>0</b>	<b>1</b>	<b>41</b>	<b>18</b>	<b>36</b>	<b>8-11</b>

### SEC Games

Year	GP-GS	Avg.	AB	R	H	2B	3B	HR	RBI	BB	SO	SB-A
2012	6-0	.500	4	1	2	0	0	0	1	0	0	0-0
2013	8-1	.375	8	1	3	1	0	0	2	0	3	0-0
2014	28-27	.348	112	13	39	5	0	0	14	4	18	2-3
<b>Totals</b>	<b>42-28</b>	<b>.355</b>	<b>124</b>	<b>15</b>	<b>44</b>	<b>6</b>	<b>0</b>	<b>0</b>	<b>17</b>	<b>4</b>	<b>21</b>	<b>2-3</b>

### Miscellaneous

Year	SAC	SF	HBP	OBP	SLG	2-out H	2-out RBI	PO	A	E	FLD
2012	0	0	3	.469	.370	1	1	59	4	1	.984
2013	3	0	5	.472	.429	3	2	58	3	2	.968
2014	4	3	18	.392	.365	20	10	459	14	2	.996
<b>Totals</b>	<b>7</b>	<b>3</b>	<b>26</b>	<b>.410</b>	<b>.372</b>	<b>24</b>	<b>13</b>	<b>576</b>	<b>21</b>	<b>5</b>	<b>.992</b>

### 2014 Batting Game-by-Game

Date	Opponent	GS	AB	R	H	RBI	2B	3B	HR	BB	SB	CS	HBP	K
2/14	vs. #1 Virginia	*1B	3	2	2	1	0	0	0	2	0	1	0	0
2/15	at UNC Wilmington	*1B	3	1	0	0	0	0	0	1	0	1	1	0
2/16	vs. VMI	*1B	4	0	0	1	0	0	0	0	0	0	0	1
2/17	at USC Upstate	*1B	3	0	0	0	0	0	0	0	0	2	1	0
2/21	vs. St. Joe's	*1B	4	1	1	0	0	0	0	1	0	0	0	0
2/22	at Old Dominion	did not play												
2/23	vs. St. John's	PH/DH	2	0	0	0	0	0	0	0	0	0	0	1
2/25	WRIGHT STATE	*1B	3	0	1	0	0	0	1	0	0	0	0	0
2/28	EASTERN MICHIGAN	*1B	4	1	1	2	0	0	0	0	0	0	0	0
3/1	EASTERN MICHIGAN	did not play												
3/1	EASTERN MICHIGAN	*1B	5	0	1	1	0	0	0	0	0	0	0	0
3/5	CINCINNATI	did not play												
3/5	CINCINNATI	*1B	3	2	1	1	1	0	0	0	0	1	1	1
3/7	BALL STATE	*1B	5	0	2	0	0	0	1	0	0	0	0	0
3/7	BALL STATE	PH/1B	1	2	1	1	0	0	1	0	0	0	0	0
3/8	BALL STATE	*1B	4	2	1	1	0	0	1	1	0	0	0	0
3/11	at #16 Indiana	*1B	4	2	1	1	0	0	1	1	0	0	0	0
3/14	at Alabama	*1B	3	0	0	0	0	0	0	0	0	0	0	1
3/15	at Alabama	PH/DH	2	0	1	1	0	0	0	0	0	0	0	1
3/15	at Alabama	*DH	2	0	1	1	0	0	0	0	0	0	0	1
3/21	#1 SOUTH CAROLINA	*1B	4	1	3	1	0	0	0	1	0	1	1	1
3/22	#1 SOUTH CAROLINA	*1B	3	0	0	0	0	0	0	0	0	0	0	2
3/23	#1 SOUTH CAROLINA	did not play												
3/26	Xavier	did not play												
3/28	at #5 Vanderbilt	*1B	3	1	1	0	0	0	0	0	0	1	0	0
3/29	at #5 Vanderbilt	*1B	3	1	0	0	0	0	0	0	0	1	1	1
3/30	at #5 Vanderbilt	did not play												
4/1	#8 LOUISVILLE	*DH	4	2	3	4	0	0	1	0	0	0	0	0
4/4	#12 FLORIDA	*1B	5	3	4	1	2	0	0	0	0	0	0	0
4/5	#12 FLORIDA	*1B	5	0	1	0	0	0	0	0	0	0	0	1
4/6	#12 FLORIDA	*1B	4	1	3	0	0	0	0	0	0	0	0	1
4/8	MOREHEAD STATE	*1B	4	0	1	0	1	0	0	0	0	0	0	0
4/11	MISSOURI	*1B	5	0	2	0	0	0	0	0	0	0	0	0
4/12	MISSOURI	*1B	4	1	2	2	0	0	0	1	0	0	0	0
4/13	MISSOURI	*1B	4	0	2	0	0	0	0	0	0	0	0	1
4/15	at #9 Louisville	*1B	4	0	1	0	0	0	0	0	0	0	1	1
4/18	at Texas A&M	*1B	5	0	3	4	0	0	0	1	0	0	0	0
4/19	at Texas A&M	*1B	5	0	1	1	0	0	0	0	0	0	0	1
4/20	at Texas A&M	*1B	4	0	2	1	1	0	0	0	0	0	0	1
4/22	TENNESSEE TECH	*1B	5	2	2	0	1	0	0	0	0	0	1	1
4/25	#12 OLE MISS	*1B	4	1	3	0	1	0	0	0	0	0	0	0
4/26	#12 OLE MISS	*1B	5	0	1	1	0	0	0	0	0	0	0	0
4/27	#12 OLE MISS	*1B	5	0	0	0	0	0	0	0	0	0	0	0
5/1	at Tennessee	*1B	3	1	1	1	0	0	0	0	0	0	1	1
5/2	at Tennessee	*1B	5	0	1	0	0	0	0	0	0	0	0	1
5/3	at Tennessee	*1B	3	0	0	0	0	0	0	1	0	0	0	1
5/9	AUBURN	*1B	3	1	1	0	0	0	0	1	0	0	0	1
5/10	AUBURN	*1B	4	0	1	0	0	0	0	0	0	0	0	1
5/11	AUBURN	*1B	4	1	2	0	1	0	0	1	0	0	0	1
5/13	at Murray State	*1B	4	0	0	0	0	0	0	0	0	0	1	0
5/15	at Georgia	*1B	5	0	1	0	0	0	0	0	0	0	0	0
5/16	at Georgia	*1B	4	1	1	0	0	0	0	0	0	0	1	0
5/17	at Georgia	*1B	5	0	1	1	0	0	0	0	0	0	0	0
5/20	vs. #24 Alabama	*1B	3	1	0	0	0	0	0	0	0	0	2	1
5/21	vs. #7 Florida	*1B	3	0	0	1	0	0	0	0	0	0	0	0
5/22	vs. #17 Miss. State	*1B	5	1	2	1	0	0	0	1	0	0	0	0
5/24	vs. #7 Florida	did not play (injured)												
5/30	vs. Kansas	*1B	3	0	1	2	0	0	0	1	0	0	0	0
5/31	vs. Kent State	*1B	4	0	1	2	1	0	0	0	0	0	0	1
6/1	vs. Kansas	*1B	4	0	0	0	0	0	0	1	0	0	0	0
6/1	vs. #8 Louisville	*1B	0	0	0	0	0	0	0	1	0	0	2	0

## 2013 Batting Game-by-Game

Date	Opponent	GS	AB	R	H	RBI	2B	3B	HR	BB	SB	CS	HBP	K
2/17	vs. Niagara	*1B	5	3	2	1	2	0	0	1	0	0	0	0
2/18	at USC Upstate	PH/1B	1	0	1	1	0	0	0	0	0	0	0	0
2/21	vs. Kansas State	*1B	3	0	0	0	0	0	0	0	0	0	0	0
2/24	at Coastal Carolina	*1B	2	0	1	0	0	0	0	0	0	0	1	0
3/2	at Akron	*1B	2	1	0	0	0	0	0	1	0	0	1	0
3/3	AKRON	*1B	0	0	0	0	0	0	0	0	0	0	0	0
3/8	MICHIGAN STATE	*1B	2	0	1	0	0	0	0	0	0	0	0	1
3/9	MICHIGAN STATE	PH	1	0	0	0	0	0	0	0	0	0	0	0
3/10	MICHIGAN STATE	PH	1	0	0	0	0	0	0	0	0	0	0	0
3/15	at Florida	*1B	0	0	0	0	0	0	0	0	0	0	0	1
3/16	at Florida	PH	0	0	0	0	0	0	0	0	0	0	0	1
3/17	at Florida	PH	1	0	0	0	0	0	0	0	0	0	0	0
3/22	#14 MISSISSIPPI STATE	*1B	4	1	3	2	1	0	0	0	0	0	0	1
3/23	#14 MISSISSIPPI STATE	PH/DH	2	0	0	0	0	0	0	0	0	0	0	2
3/23	#14 MISSISSIPPI STATE	PH/DH	1	0	0	0	0	0	0	0	0	0	0	0
3/27	MARSHALL	*1B	3	1	1	1	0	0	0	1	1	1	1	0
3/30	GEORGIA	PH	0	0	0	0	0	0	0	0	0	0	0	0
3/31	GEORGIA	*1B	0	0	0	0	0	0	0	0	0	0	0	0

## 2012 Batting Game-by-Game

Date	Opponent	GS	AB	R	H	RBI	2B	3B	HR	BB	SB	CS	HBP	K
2/17	at Wofford	*DH	3	0	1	0	0	0	0	0	0	0	0	0
2/18	vs. Eastern Michigan	*1B	0	0	0	0	0	0	0	0	0	0	0	0
2/24	BUFFALO	PH/1B	1	0	0	0	0	0	0	0	0	0	0	1
2/26	BUFFALO	*1B	0											



## #33 • Zack Brown

6-2 • 200 • So. • R/R • RHP  
Seymour, Ind. (Seymour)

- SEC Freshman Academic Honor Roll (2014)
- 38th round draft pick in 2013 MLB Draft (Chicago Cubs)

### Outlook

Talented right-hander emerged late in the year as a breakout freshman in college baseball, earning starts in the SEC finale at Georgia and in the SEC and NCAA Tournaments ... Is a good athlete with an electric arm and an above average breaking ball ... Set his high school record for season ERA (0.54) ... Has gotten stronger in his second season in Lexington and after working 36 innings in the Perfect Game Collegiate League ... After UK fought its way out of the loser's bracket in the NCAA Louisville Regional, was called on to start an elimination game vs. Kansas, working five innings, allowing four runs for his first career win, with three of the runs scoring in his final inning of work.

Read more about  
Zack Brown  
on page 70

### Summer

Played for the Amsterdam Mohawks in the Perfect Game Collegiate League, teaming with UK teammates Marcus Carson, Connor Heady and JaVon Shelby ... Made eight appearances and seven starts for Amsterdam, owning a 3-2 record and a 3.75 ERA ... Worked 36 innings, allowing 28 hits and 17 walks, striking out 34.



### 2014

Was a weapon for the UK pitching staff in his collegiate debut, appearing in 19 games with five starts ... Finished with a 1-1 record and a 5.65 ERA, working 28.2 innings, walking 11 and striking out 18 ... Inherited 10 runners, allowing just three to score ... Appeared in eight SEC games, starting the regular-season finale at Georgia ... Worked 6.2 innings in SEC play, walking one and striking out four ... Pitched in nine night games with three starts, owning a 2.93 ERA in 15.1 innings, walking eight and striking out 12 ... Inherited 10 runners, allowing only three to score, all coming in a bases-loaded jam vs. Missouri ... Held opponents to a .229 average with runners on base, a .222 average with runners on and two outs and a .167 average with runners in scoring position and two outs ... Appeared in 11 games with four starts in non-league play, working 22 innings, walking 10 and striking out 14 ... Made his collegiate debut in UK's blowout win over St. Joe's on the second weekend, working around a walk and recording his first strikeout ... Made his home debut vs. Wright State ... Allowed two runs – one earned – in an inning vs. Eastern Michigan ... Worked a shutout inning in a win over Ball State ... Made his SEC debut in getting the final out of the series opener at Alabama ... Tossed a shutout frame vs. No. 1 South Carolina, a 13-5 win, getting three outs on just six pitches ... Allowed two runs at No. 5 Vanderbilt, getting one out, also allowing a run vs. No. 8 Louisville ... Had a breakout game at No. 9 Louisville, working 2.1 shutout, one-hit innings in a hostile atmosphere, walking two and striking out three ... Allowed three hits and three runs without getting an out at Texas A&M, as the Aggies won the finale to salvage the series ... Made his first career start vs. the nation's top ranked offense, Tennessee Tech, allowing three runs in three innings as the wind blew out at an unprecedented rate, with all three runs allowed on solo homers ... Got an out in a win over No. 12 Ole Miss, then working a shutout frame vs. Auburn ... Made second career start at Murray State in Paducah, Ky., working 2.2 shutout innings, while working on a strict pitch count in an effort to make him available for the final weekend of the year at Georgia ... Made his first career SEC start at UGA, working three innings, allowing four runs on seven hits, suffering his first career loss ... With UK's pitching staff gassed after winning the first two games of the SEC Tournament, made his second career start vs. an SEC foe ... Tossed 3.2 innings, allowing just one run, in an eventual instant classic that lasted 12 innings ... After UK fought its way out of the loser's bracket in the NCAA Louisville Regional, was called on to start an elimination game vs. Kansas ... Worked five innings, allowing four runs for his first career win, with three of the runs scoring in his final inning of work.

### High School

Named to first-team all-state, to the north-south all-star game and all-district as a senior ... Awarded team MVP as a junior and senior ... Holds school record for ERA in a season with a 0.54 ERA ... Two-time all-conference selection ... Earned four letters for coach Jeremy Richey at Seymour High School.

### Personal

Full name is Zachery Ryan Brown ... Born Dec. 15, 1994 in Seymour, Ind. ... Son of Bob and Cathy Brown ... Has an older brother, Tyler (22).



## Career Stats

### All Games

Year	G-GS	W-L	ERA	SV	CG	SH	IP	H	R	ER	BB	SO
2014	19-5	1-1	5.65	0	0	0	28.2	42	20	18	11	18

### SEC Games

Year	G-GS	W-L	ERA	SV	CG	SH	IP	H	R	ER	BB	SO
2014	8-1	0-1	10.80	0	0	0	6.2	16	9	8	1	4

## Career Bests

Innings	5.0 vs. Kansas (6/1/14)
Strikeouts	4 vs. Tennessee Tech (4/22/14)
Pitches Thrown	82 vs. Kansas (6/1/14)

## 2014 Pitching Game-by-Game

Date	Opponent	GS	IP	H	R	ER	BB	SO	2B	3B	HR	W-L	SV	ERA	NP
2/21	vs. St. Joe's	1.0	0	0	0	0	1	1	0	0	0	0-0	0	0.00	15
2/25	WRIGHT STATE	1.0	1	0	0	0	0	0	0	0	0	0-0	0	0.00	6
3/1	EASTERN MICHIGAN	1.0	3	2	1	0	0	0	0	0	0	0-0	0	3.00	15
3/8	BALL STATE	1.0	2	0	0	0	0	0	0	0	0	0-0	0	2.25	15
3/14	at Alabama	0.1	0	0	0	0	0	0	0	0	0	0-0	0	2.08	2
3/21	#1 SOUTH CAROLINA	1.0	1	0	0	0	1	0	0	0	0	0-0	0	1.69	6
3/30	at #5 Vanderbilt	0.1	3	2	1	0	0	0	0	0	0	0-0	0	3.18	8
4/1	#8 LOUISVILLE	0.1	1	1	1	0	0	0	0	0	0	0-0	0	4.50	10
4/8	MOREHEAD STATE	1.0	0	0	0	1	0	0	0	0	0	0-0	0	3.86	18
4/13	MISSOURI	0.2	1	0	0	0	0	0	0	0	0	0-0	0	3.52	11
4/15	at #9 Louisville	2.1	1	0	0	2	3	1	0	0	0	0-0	0	2.70	40
4/19	at Texas A&M	0.0	3	3	3	0	0	0	0	0	0	0-0	0	5.41	11
4/22	TENNESSEE TECH	* 3.0	5	3	3	0	4	1	0	3	0	0-0	0	6.23	52
4/27	#12 OLE MISS	0.1	0	0	0	0	0	0	0	0	0	0-0	0	6.08	6
5/10	AUBURN	1.0	1	0	0	0	1	1	0	0	0	0-0	0	5.65	11
5/13	at Murray State	* 2.2	3	0	0	2	2	0	0	0	0	0-0	0	4.76	50
5/17	at Georgia	* 3.0	7	4	4	1	2	0	1	0	0-1	0	5.85	52	
5/22	vs. #17 Mississippi State	* 3.2	4	1	1	3	1	0	0	0	0-1	0	5.32	64	
6/1	vs. Kansas	* 5.0	6	4	4	1	3	0	0	0	1-1	0	5.65	82	

## Summer

Starred for the Amsterdam Mohawks in the Perfect Game Collegiate League, joining UK teammates Connor Heady, Zack Brown and JaVon Shelby on the squad ... Named to the All-PGCBL post-season team ... Also named a PGCBL All-Star starter in centerfield ... Hit .346 (45-for-130) with 38 runs, eight doubles, two triples and 12 RBI ... Stole 14-of-18 bases and owned a 24-20 walk-strikeout ratio ... Was also plunked by eight pitches.

## 2014

Served as an extra outfielder and back up centerfielder during his true freshman season ... Performance warranted more at-bats but was behind standouts Austin Cousino, Ka'ai Tom, Kyle Barrett and Storm Wilson ... Was UK's primary pinch runner off the bench ... Made both starts in centerfield with Cousino sat out a game due to illness at Texas A&M and when Cousino served as the DH in mid-week action ... Also hit leadoff in place of Cousino at TAMU ... Played in 25 games with four starts, hitting .364 (12-for-33) ... Finished with 12 runs scored, two doubles, nine RBI and two steals ... Played in 10 games with one start in SEC play, batting .188 (3-for-16) with an RBI ... In non-SEC play, hit .529 (9-for-17), with 10 runs, two doubles and eight RBI ... Had three multi-hit games and two multi-RBI games ... Hit No. 1, No. 7 and No. 8 in the starting lineup ... Shined situationally, batting 4-for-11 as a pinch hitter, with five two-out hits and five two-out RBI ... Was 6-for-11 with runners in scoring position ... Came off the bench as a pinch runner nine times ... Made his first career start on opening weekend vs. VMI, going 1-for-3 with a double, two runs, stolen base and hit by pitch ... Came off the bench for the next six games, before earning a start as the DH vs. Ball State, going 2-for-3 with an RBI and steal ... Had his best career game vs. Ball State, coming off the bench to go 3-for-3 with four runs, a double and three runs ... Earned praise from UK's staff in a pinch-hit at-bat at No. 15 Indiana, despite making the final out of the game during a quality at-bat ... Made first career start in centerfield vs. Western Kentucky, hitting 2-for-3 with two RBI and a hit by pitch ... Had a pinch-hit vs. No. 1 South Carolina, driving in a run ... Came off the bench in place of a sick Cousino in the middle game of the series at Texas A&M, going 1-for-3 ... Was 1-for-5 in the following game at TAMU, his first career SEC start ... Came off the bench as the game-tying run in the bottom of the ninth inning vs. Mississippi State in the SEC Tournament, replacing AJ Reed and scoring the tying run to force an eventual 12-inning thriller.



## #15 • Marcus Carson

5-8 • 165 • So. • L/L • OF

London, Ky. (North Laurel)

- SEC Freshman Academic Honor Roll (2014)
- 2014 Perfect Game League All-Star Starter (CF)

## Outlook

Speedy left-handed hitter served as a back-up outfielder and key bat and runner off the bench as a freshman in 2014, with UK's outfield boosted by standouts Austin Cousino, Ka'ai Tom, Kyle Barrett and Storm Wilson ... Will compete for a starting position in the outfield with the departure of Cousino ... Has a top-of-the-order skill set that profiles as a dynamic leadoff hitter with an ability to steal bases and consistently get on base ... With Cousino missing two games as a junior, UK turned to Carson to start in centerfield in his stead in both games ... Hit .364 as a freshman in just 33 at-bats, but shined situationally, going 4-for-11 as a pinch hitter with a 6-for-11 mark with runners in scoring position ... Earned constant praise from the UK coaching staff for his work ethic, attitude and team-first mentality ... Has been described as a "winner" by coach Gary Henderson ... Has surprising strength for his size ... A highly regarded high school athlete in London, Ky., set school records for average and runs ... Has the ability to be one of the best baserunners in the conference.





## High School

Set career records at North Laurel High School for batting average (.447), runs scored (231) and career at-bats (572), while also setting the single-season batting average record his senior year posting a .534 average .... Earned first-team All-State his senior year and all-district and all-region his freshman through senior years ... Led his team to be the 13th region championship and 49th district championship senior year ... Senior year, led his team in batting average (.534), with 63 hits, 12 doubles and five home runs, scoring 57 times, swiping 30 bags and knocking in 25 runs ... Along with varsity letters in baseball also earned five varsity letters in basketball, helping his team toward being region champs his junior season ... Along with his athletic achievements was an honor roll student and had perfect attendance.

## Personal

Full Name Marcus Allen Carson ... Born on March 29, 1994 in London, Ky. ... Son of Mark and Janet Carson ... Has a sister Tracy (23) ... His father played at Union College.

## Career Stats

### All Games

Year	GP-GS	Avg.	AB	R	H	2B	3B	HR	RBI	BB	SO	SB-A
2014	25-4	.364	33	12	12	2	0	0	9	0	8	2-2

### SEC Games

Year	GP-GS	Avg.	AB	R	H	2B	3B	HR	RBI	BB	SO	SB-A
2014	10-1	.188	16	2	3	0	0	0	1	0	4	0-0

### Miscellaneous

Year	SAC	SF	HBP	OBP	SLG	2-out H	2-out RBI	PO	A	E	FLD
2014	0	0	3	.417	.424	5	5	12	0	0	1.000

## Career Highs

Hits	3 vs. Ball State (3/9/14)
RBI	4 vs. Ball State (3/9/14)
Runs Scored	3 vs. Ball State (3/9/14)

## 2014 Batting Game-by-Game

Date	Opponent	GS	AB	R	H	RBI	2B	3B	HR	BB	SB	CS	HBP	K
2/16	vs. VMI	LF	3	2	1	0	1	0	0	0	1	0	1	1
2/21	vs. St. Joe's	PH/LF	2	0	0	0	0	0	0	0	0	0	0	1
2/23	vs. St. John's	CF	0	0	0	0	0	0	0	0	0	0	1	0
2/25	WRIGHT STATE	PR	0	0	0	0	0	0	0	0	0	0	0	0
2/28	EASTERN MICHIGAN	PR	0	0	0	0	0	0	0	0	0	0	0	0
3/1	EASTERN MICHIGAN	PH/CF	1	0	1	1	0	0	0	0	0	0	0	0
3/7	BALL STATE	PR	0	0	0	0	0	0	0	0	0	0	0	0
3/8	BALL STATE	*DH	3	1	2	1	0	0	0	0	1	0	0	1
3/9	BALL STATE	PH/CF	3	3	3	4	1	0	0	0	0	0	0	0
3/11	at #16 Indiana	PH	1	0	0	0	0	0	0	0	0	0	0	0
3/18	WESTERN KENTUCKY	*CF	3	1	2	2	0	0	0	0	0	0	1	0
3/23	#1 SOUTH CAROLINA	PH	1	0	1	1	0	0	0	0	0	0	0	0
3/29	at #5 Vanderbilt	PH	1	0	0	0	0	0	0	0	0	0	0	0
4/4	#12 FLORIDA	CF	1	0	0	0	0	0	0	0	0	0	0	1
4/12	MISSOURI	PH/CF	1	0	0	0	0	0	0	0	0	0	0	0
4/13	MISSOURI	PH	1	0	0	0	0	0	0	0	0	0	0	0
4/15	at #9 Louisville	PR	0	1	0	0	0	0	0	0	0	0	0	0
4/19	at Texas A&M	PH/CF	3	1	1	0	0	0	0	0	0	0	0	1
4/20	at Texas A&M	CF	5	0	1	0	0	0	0	0	0	0	0	2
4/25	#12 OLE MISS	PH/CF	3	0	0	0	0	0	0	0	0	0	0	0
4/26	#12 OLE MISS	PR	0	1	0	0	0	0	0	0	0	0	0	0
5/17	at Georgia	PR	0	0	0	0	0	0	0	0	0	0	0	0
5/22	vs. #17 Mississippi State	PR/DH	1	1	0	0	0	0	0	0	0	0	0	1
5/24	vs. #7 Florida	PR	0	0	0	0	0	0	0	0	0	0	0	0
5/31	vs. Kent State	PR	0	1	0	0	0	0	0	0	0	0	0	0



## #23 • Kyle Cody

6-7 • 245 • Jr. • R/R • RHP  
Chippewa Falls, Wis.  
(McDonnell Central)

- 2015 preseason third-team All-America (Baseball America)
- 2015 preseason third-team All-America (Collegiate Baseball)
- 2015 preseason 19th-best prospect available in 2015 MLB Draft (Baseball America)
- SEC Academic Honor Roll (2014)
- 2014 Cape Cod League All-Star Starter (SP)
- 2014 preseason seventh-best sophomore in NCAA (Baseball America)
- 2014 preseason second-best sophomore in SEC (Baseball America)
- 2013 No. 30 prospect in the Cape Cod League (Perfect Game)
- SEC Freshman Academic Honor Roll (2013)
- 2013 preseason 39th-best NCAA freshman (Baseball America)
- 33rd round pick in 2012 MLB Draft (Phillies)

## Outlook

One of the top prospects available for the 2015 MLB Draft, enters the season as a potential first-round pick in a long time of talented UK pitching first-round picks ... Has great control of his 6-foot-7, 245-pound frame, adding muscle since arriving on campus ... Draws instant comparisons for former UK great Alex Meyer for his size and flame-throwing right arm ... Has one of the best fastballs in college baseball and an above-average breaking ball ... Was tabbed the starting pitcher for the West in the Cape Cod League All-Star Game, owning a 2.72 ERA ... Missed 21 days due to forearm tightness as a sophomore, moving from the Sunday starter to a late-inning reliever, before returning back to a weekend starter role the final three weeks of the year ... While working in relief, shined despite being limited only to fastballs as he was brought back into a role with care for

Read more about  
Kyle Cody  
on page 71







his health ... Had a great start in leading UK to a win over No. 7 Florida in the SEC Tournament, working 5.2 innings ... Shined in a midweek role as a freshman, before emerging as a potential star in the weekend rotation, owning quality starts vs. No. 9 Louisville, No. 14 Arkansas and No. 1 Vanderbilt.

### Summer

Was the starting pitcher for the Western Division in the 2014 Cape Cod League All-Star Game ... Was on the Wareham Gateman ... Made nine starts during the summer, with a 2-3 record and a 2.72 ERA in 36.1 innings, allowing just 34 hits and 11 walks, striking out 34 ... Finished the summer ranked eighth in strikeouts and 10th in ERA.

### 2014

Entered the season as UK's Sunday starter, before battling forearm tightness and missing 21 days ... Returned to the pitching staff as a late-inning, high value reliever – with UK's opponents unaware that he was not going to throw a breaking ball as he eased back into competition – before returning to the weekend rotation to make three starts to end the year ... Totaled a 4-0 record and a 2.84 ERA in 18 games and six starts, saving five games ... Worked 38 innings, allowing 36 hits and 13 walks, striking out 20 ... Allowed just one homer ... Appeared in nine SEC games with one start, owning three saves and a 3.29 ERA, working 13.2 innings ... Was 4-0 with a 2.59 ERA and two saves in nine non-SEC games ... In 10 games and two starts vs. SEC foes, went 1-0 with a 3.32 ERA and three saves ... Was perfect on the road, working 7.1 shutout innings, saving three games and allowing just three singles ... Pitched in 12 games that UK won, with a 4-0 record, a 0.93 ERA and five saves in 29 innings ... In six night games, had four saves and a 1.74 ERA ... Pitched the best game of his year in the SEC Tournament Quarterfinals vs. No. 7 Florida, working 5.1 innings, allowing two runs and striking out four for the win over the Gators, pushing UK to a



record finish in the tournament ... Was called upon to start UK's NCAA Tournament opener vs. a right-handed heavy Kansas lineup, with AJ Reed matching up better vs. Louisville in a potential second game ... Got two outs vs. Kansas, allowing two hits, one walk and three runs before Andrew Nelson came on in relief with UK trailing 3-0 in the first inning ... Made his season debut on a pitch count vs. VMI, working 62 pitches through 3.1 innings ... Returned to the mound to work six shutout innings, with UK coach Gary Henderson limiting him to 59 pitches ... Worked four shutout innings in his third start of the year vs. EMU, before being shut down for 21 days ... Returned to work a crucial inning in the rubber match of UK's series win with No. 1 South Carolina, working around a double ... Worked an inning or less in his next five outings, including making his first career save at No. 5 Vanderbilt, also earning a save vs. No. 12 Florida ... Worked two innings in a brutally windy day vs. Morehead State, surrendering his lone homer ... Worked 1.1 innings vs. Missouri, with three unearned runs scoring on his line ... Picked up one-inning saves vs. No. 9 Louisville, at Texas A&M and vs. Tennessee Tech ... Worked three strong innings in relief vs. Auburn, signaling a return to multiple inning workloads ... Made first start since March 1 on May 16 at Georgia, tossing 4.1 shutout innings, allowing just two singles in a 10-0 UK win ... Best start of the year came vs. No. 7 Florida in the SEC Quarterfinals, allowing two runs in a win over the Gators ... Pitched in two games in the Cape Cod League for the Wareham Gateman, before returning home with a minor injury ... Pitched nine innings in his two starts, allowing seven hits and five earned runs, walking four and striking out nine with a 5.00 ERA and a 1-1 record ... Dominated in his Cape Cod League debut, working six shutout, two-hit innings, walking two and striking out four in a win ... Second start ended his summer, taking a loss in three innings, allowing five hits and five runs, walking two and striking out five.

### 2013

Emerged as one of the top freshmen talents in the country, working his way into the weekend SEC rotation ... Appeared in 15 games with 10 starts, owning a 3-3 record and a 4.84 ERA ... Worked 57.2 innings, allowing 57 hits – 41 – singles with 20 walks and 47 strikeouts ... Was better in conference action than in non-league games, appearing in five games with three starts vs. the SEC, with a 3.10 ERA in 20.1 innings, allowing 20 hits – 17 singles – walking nine and striking out 14 ... Dominated over his last four starts of the year, including three SEC starts, sporting a 2.96 ERA in 24.1 innings ... Without a start vs. Louisville that saw him allow eight runs, had a 3-2 record and a 3.86 ERA in 53.2 innings ... Worked four quality starts on the year, with a 2.49 ERA in those outings ... In non-SEC games, appeared in 10 games with seven starts, with a 3-2 record and a 5.79 ERA in 37.1 innings, allowing 37 hits and 11 walks, striking out 33 ... Appeared in nine games and seven starts at Cliff Hagan Stadium, with a 3-3 record and a 5.50 ERA, working 37.2 innings ... Worked in four games with three starts on the road, with a 2.89 ERA in 18.2 innings, surrendering 12 hits and six walks, striking out 16 ... Went 3-0 with a 2.76 ERA in games that UK won, appearing in seven contests with five starts ... In eight games and five starts that UK lost, went 0-3 with a 6.99 ERA ... Appeared in six games with two starts in day games, with a 2-0 record and a 2.76 ERA ... Appeared in nine games with eight starts



at night, with a 1-3 record and a 5.66 ERA ... Forced an average of 10 ground balls per nine innings pitched ... UK went 5-5 in his starts ... Had a 1.51 WHIP, with opponents hitting .325 on balls in play ... Went 2-3 with a 4.99 ERA in his 10 starts, working 52.1 innings, allowing 52 hits, 20 walks and striking out 42 ... In five games in relief, went 1-0 with a 3.38 ERA in 5.1 innings, allowing five hits and no walks, striking out five ... Allowed 2-of-4 stole base attempts ... Made collegiate debut in the season opener vs. UNC Asheville, working a perfect inning with a strikeout ... Second appearance of the year came vs. Kansas State in Myrtle Beach, allowing a single before a two-run homer ... Earned first career start vs. Murray State in the home opener, working 2.2 innings, allowing six hits and three earned runs ... Started the next week vs. Xavier in midweek action, getting his first career win with five innings, allowing two runs ... Suffered first career loss in midweek action vs. Western Kentucky, allowing five runs on three hits and four walks in 4.2 innings, striking out seven ... Worked two shutout innings in relief in the next midweek game vs. Marshall, allowing a single in his second win ... Worked a shutout frame vs. Georgia in his SEC debut ... Breakout start came in front of the largest on-campus crowd in the history of college baseball in the state of Kentucky, working 6.1 innings at No. 9 Louisville, allowing four hits and two earned runs ... With No. 2 LSU hitting well against UK's left-handed pitching, excelled in a relief innings vs. the Tigers ... Started vs. NCAA Tournament team Austin Peay in midweek action, allowing one run in 5.1 innings in his third win ... Was roughed up in the start vs. No. 9 Louisville at Cliff Hagan Stadium, allowing nine hits and eight runs in four innings ... Set the tone for a strong UK pitching performance at Western Kentucky, working six innings, allowing four hits and one run with seven strikeouts in an eventual 18-inning marathon ... Made SEC starting debut in place of Jerad Grundy vs. No. 14 Arkansas, dominating the Razorbacks through seven innings, allowing one earned run in the first inning, striking out five ... Turned in UK's best outing vs. No. 1 Vanderbilt, tossing six innings and allowing three runs vs. the record-setting Dores ... Worked 5.1 innings and allowed three runs on four walks and four strikeouts in his season finale at Missouri.

### High School

The Wisconsin *Gatorade* High School Player of the Year ... Was ranked as the second-best 2012 MLB Draft eligible prospect in the state of Wisconsin and as the No. 267 prospect available ... Earned three letters under coach Eric Wedemeyer ... "Kyle is an extremely hard worker and a goal-oriented individual, Wedemeyer said. "He sets his mind to a goal and strives to be the best that he can be." ... Went 6-0 with two saves in 50 innings in 2012, striking out 101, walking just 16 and allowing 22 hits, with a 0.84 ERA ... Played basketball and football all four years ... In baseball, was state runner-up twice ... In football, was state runner-up ... In basketball, led team to the final four ... Selected in the 33rd round of the 2012 draft by the Philadelphia Phillies.

### Personal

Full name is Kyle David Cody ... Born Aug. 9, 1994 in Chippewa Falls, Wis. ... Son of Gene and Jackie Cody...Has three siblings, Ryan (28), Chrissy (30) and Amy (32).

### Career Stats

#### All Games

Year	G-GS	W-L	ERA	SV	CG	SH	IP	H	R	ER	BB	SO
2013	15-10	3-3	4.84	0	0	0	57.2	57	35	31	20	47
2014	18-6	4-0	2.84	5	0	0	38.0	36	19	12	13	20
<b>Totals</b>	<b>33-16</b>	<b>7-3</b>	<b>4.05</b>	<b>5</b>	<b>0</b>	<b>0</b>	<b>95.2</b>	<b>93</b>	<b>54</b>	<b>43</b>	<b>33</b>	<b>67</b>

#### SEC Games

Year	G-GS	W-L	ERA	SV	CG	SH	IP	H	R	ER	BB	SO
2013	5-3	0-1	3.10	0	0	0	20.1	20	9	7	9	14
2014	9-1	0-0	3.29	3	0	0	13.2	14	8	5	7	3
<b>Totals</b>	<b>14-4</b>	<b>0-1</b>	<b>3.18</b>	<b>3</b>	<b>0</b>	<b>0</b>	<b>34.0</b>	<b>34</b>	<b>17</b>	<b>12</b>	<b>16</b>	<b>17</b>

### Career Bests

Innings	7.0 vs. Arkansas (5/4/13)
Strikeouts	7, twice, last vs. Western Kentucky (4/23/13)
Pitches Thrown	103 vs. Arkansas (5/4/13)

### 2014 Pitching Game-by-Game

Date	Opponent	GS	IP	H	R	ER	BB	SO	2B	3B	HR	W-L	SV	ERA	NP
2/16	vs. VMI	*	3.1	3	3	2	2	3	1	0	0	0-0	0	5.40	62
2/23	vs. St. John's	*	6.0	6	0	0	0	1	0	0	0	1-0	0	1.93	59
3/1	EASTERN MICHIGAN	*	4.0	2	0	0	0	3	0	0	0	2-0	0	1.35	47
3/22	#1 SOUTH CAROLINA		1.0	1	0	0	0	0	1	0	0	2-0	0	1.26	12
3/26	XAVIER		1.0	0	0	0	0	1	0	0	0	3-0	0	1.17	11
3/28	at #5 Vanderbilt		1.0	0	0	0	0	0	0	0	0	3-0	1	1.10	9
4/5	#12 FLORIDA		0.0	1	1	1	0	0	1	0	0	3-0	1	1.65	2
4/6	#12 FLORIDA		0.1	0	0	0	0	0	0	0	0	3-0	2	1.62	2
4/8	MOREHEAD STATE		2.0	3	2	2	1	2	0	0	1	3-0	2	2.41	31
4/13	MISSOURI		1.1	3	4	1	1	0	0	0	0	3-0	2	2.70	40
4/15	at #9 Louisville		1.0	1	0	0	0	1	0	0	0	3-0	3	2.57	14
4/18	at Texas A&M		1.0	0	0	0	0	0	0	0	0	3-0	4	2.45	7
4/22	TENNESSEE TECH		1.0	1	1	0	1	1	0	0	0	3-0	5	2.35	24
4/27	#12 OLE MISS		1.2	3	2	2	2	1	1	0	0	3-0	5	2.92	47
5/11	AUBURN		3.0	4	1	1	2	1	1	0	0	3-0	5	2.93	53
5/16	at Georgia	*	4.1	2	0	0	2	1	0	0	0	3-0	5	2.53	62
5/21	vs. #7 Florida	*	5.1	4	2	2	1	4	1	0	0	4-0	5	2.65	73
5/30	vs. Kansas	*	0.2	2	3	1	1	1	0	0	0	4-0	5	2.84	29

### 2013 Pitching Game-by-Game

Date	Opponent	GS	IP	H	R	ER	BB	SO	2B	3B	HR	W-L	SV	ERA	NP
2/15	vs. UNC Asheville		1.0	0	0	0	0	1	0	0	0	0-0	0	0.00	12
2/21	vs. Kansas State		0.1	2	2	2	0	0	0	0	1	0-0	0	13.50	9
2/26	MURRAY STATE	*	2.2	6	4	3	2	2	2	1	0	0-0	0	11.25	66
3/6	XAVIER	*	5.0	4	2	2	0	3	2	0	0	1-0	0	7.00	65
3/19	WESTERN KENTUCKY	*	4.2	3	5	5	4	7	0	0	0	1-1	0	7.90	85
3/27	MARSHALL		2.0	1	0	0	0	1	0	0	0	2-1	0	6.89	29
3/30	GEORGIA		1.0	1	0	0	0	2	0	0	0	2-0	0	6.48	19
4/2	at #9 Louisville	*	6.1	4	3	2	1	4	1	0	0	2-0	0	5.48	86
4/6	at #2 LSU		1.0	1	0	0	0	1	1	0	0	2-1	0	5.25	16
4/9	AUSTIN PEAY	*	5.1	4	1	1	2	4	0	0	0	3-1	0	4.60	70
4/16	#8 LOUISVILLE	*	4.0	9	8	8	1	4	3	0	1	3-2	0	6.21	82
4/23	at Western Kentucky	*	6.0	4	1	1	1	7	1	1	0	3-2	0	5.49	97
5/4	#14 ARKANSAS	*	7.0	7	3	1	3	5	0	0	0	3-2	0	4.86	103
5/11	#1 VANDERBILT	*	6.0	8	3	3	2	2	1	0	0	3-3	0	4.82	93
5/17	at Missouri	*	5.1	3	3	3	4	4	1	0	0	3-3	0	4.84	95





## #10 • Ryne Combs

6-0 • 185 • Jr. • L/L • LHP

Lexington, Ky. (Bryan Station)

- SEC Academic Honor Roll (2014)
- SEC Freshman Academic Honor Roll (2013)

### Outlook

Left-handed talent is the 2012 Kentucky High School Mr. Baseball and *Gatorade* Player of the Year ... Has the ability to serve nearly any role on the UK pitching staff ... After serving as a midweek starter as a freshman, was the first arm out of the bullpen in the season opener with UK trying to secure a win over No. 1 Virginia, working 3.2 innings without allowing any runs and was an out away from a four-inning save before UVA chase him with two runs ... Had a dominating outing vs. Old Dominion, tossing 3.2 hitless innings ... Pitched in 12 games in the Cape Cod League over the summer ... Has added strength to his frame and owns a competitive makeup ... A good athlete, played first base and outfield during the fall practice season.

### Summer

Played for the Orleans Firebirds in the Cape Cod League ... Worked in 12 games in relief for Orleans, with a 1-0 record and a save in 13.2 innings, owning a 9.22 ERA ... Worked 13.2 innings, allowing 21 hits and 14 walks, striking out nine.

### 2014

Started the season as UK's primary left-handed option in relief ... Appeared in 16 games with four starts, owning a 1-2 record and a 6.55 ERA ... Worked 33 innings, allowing 18 walks and striking out 13 ... Worked in eight games in relief in SEC play, owning a



9.69 ERA in 13 innings, walking seven and striking out six ... In non-SEC games, appeared in eight games and four starts, with a 1-2 record and a 4.50 ERA, working 20 innings, walking 11 and striking out seven ... Made his season debut as the first reliever out of the bullpen vs. No. 1 Virginia in the season lidlifter ... Worked the first 3.2 innings without allowing any runs and was an out away from a four-inning save before UVA plated two runs on two hits to chase him from the game in an 8-3 win ... Picked up his first career win in his second appearance of the year at Old Dominion, working 3.2 hitless innings, allowing just two walks in relief of Chandler Shepherd as UK rallied from behind for the win ... Tossed a shut-out frame vs. Eastern Michigan, before allowing two unearned runs in a loss to Ball State ... Made first start of the year in a midweek tilt vs. Western Kentucky, working four innings, allowing one earned run ... Worked three hitless innings vs. No. 1 South Carolina in his SEC debut, allowing a walk that came around to score ... Worked two innings in his second start of the year, allowing three runs in midweek action vs. Xavier ... Got an out vs. No. 5 Vanderbilt and worked two innings and allowed one run in a blowout win over No. 12 Florida ... Worked three innings vs. Morehead State in his third start of the year, allowing two earned runs ... Worked a shutout inning in UK's loss to Missouri ... Made final start of the year at No. 9 Louisville, allowing two runs on one hit and three walks in two innings ... Allowed a run and got two outs at Texas A&M in the series finale, before allowing seven runs and getting one out vs. No. 12 Ole Miss ... Worked four innings in relief vs. Auburn, allowing one earned run ... Final outing of the year came at Georgia, allowing four runs in 1.2 innings.

### 2013

Became a key left-handed reliever and midweek starter as a freshman, helping UK to the best bullpen ERA in program history ... Appeared in 16 games with two midweek starts, with a 2.01 ERA ... Tossed 22.1 innings, allowing 27 hits – 23 singles – nine walks and striking out 11 ... Appeared in seven games in SEC action, with a 3.68 ERA in 7.1 innings, walking five and striking out three ... Appeared in nine games with two starts in non-league action, with a 1.20 ERA in 15 innings ... Appeared in eight games with two starts at Cliff Hagan Stadium, with a 1.84 ERA in 14.2 innings ... Allowed only two steals in four attempts ... A great athlete on the mound, picked off one runner ... Led the team with 13.3 ground-ball outs per nine innings pitched ... UK went 2-0 in his midweek starts ... Inherited 10 runners, allowing just four to score ... Had a team-leading 1.23 ERA in his two starts, allowing a run in 7.1 innings ... Had a 2.40 ERA in his 14 relief outings ... Allowed only five hits to left-handed hitters ... Made collegiate debut in relief of UK starter Corey Littrell at USC Upstate, working an inning, allowing three hits and one run ... Bounced back the following weekend with two perfect innings vs. 2013 NCAA Tourney team Elon, needing just 18 pitches ... Made first career start vs. Eastern Kentucky in the second home game of the year, working 3.1 innings, allowing six hits and no runs ... Worked 1.2 innings in relief vs. Michigan State, allowing an unearned run ... Made second career start vs. Ohio in midweek action, working four innings, allowing one run ... Worked five consecutive outings without allowing an earned run, before No. 2 LSU scored a run after allowing a walk ... Made SEC debut with a key out vs. Georgia ... Pitched in six



consecutive road games, including a key out at Western Kentucky in the 18-inning marathon and a shutout frame at No. 16 Ole Miss ... Final outing of the year came in 2.2 innings vs. No. 1 Vanderbilt, allowing a pair of runs on two doubles.

### High School

One of the top prospects in the nation, named the Kentucky High School Mr. Baseball and *Gatorade* Kentucky Player of the Year ... Went 10-1 in 2012 with a 0.59 ERA, striking out 105 in 71 innings ... In his career, owned a 23-5 record with four saves and a 1.47 ERA ... At the plate, hit .363 with 11 doubles, five triples, three homers and 24 steals, sporting a .570 on-base mark in 2012 ... Joined former UK infielder and former MLB standout Doug Flynn as the only players to have their Bryan Station jersey retired ... Earned six letters under coach Eddie Brooks, a former UK player ... "Ryne is a big game player," Brooks said. "When he's on the mound he takes control of a game. He has earned the respect of his teammates on and off the field. He's the kind of player who makes you look like a really great coach. He's a special, once-in-a-lifetime player. And he's a quality young man on and off the field." ... Played basketball his sophomore year.

### Personal

Full name is Michael Ryne Combs ... Born March 14, 1994 in Lexington, Ky. ... Son of David Combs and Susan Redmon ... Clay (16) is only sibling ... Sported a 3.83 GPA in high school.

### Career Stats

#### All Games

Year	G-GS	W-L	ERA	SV	CG	SH	IP	H	R	ER	BB	SO
2013	16-2	0-0	2.01	0	0	0	22.1	27	6	5	9	11
2014	16-4	1-2	6.55	0	0	0	33.0	40	31	24	18	13
<b>Totals</b>	<b>32-6</b>	<b>1-2</b>	<b>4.72</b>	<b>0</b>	<b>0</b>	<b>0</b>	<b>55.1</b>	<b>67</b>	<b>37</b>	<b>29</b>	<b>27</b>	<b>24</b>

#### SEC Games

Year	G-GS	W-L	ERA	SV	CG	SH	IP	H	R	ER	BB	SO
2013	7-0	0-0	3.68	0	0	0	7.1	7	3	3	5	3
2014	8-0	0-0	9.69	0	0	0	13.0	19	17	14	7	6
<b>Totals</b>	<b>15-0</b>	<b>0-0</b>	<b>7.52</b>	<b>0</b>	<b>0</b>	<b>0</b>	<b>20.1</b>	<b>26</b>	<b>20</b>	<b>17</b>	<b>12</b>	<b>9</b>

### Career Bests

Innings	4.0, 3x, last vs. Auburn (5/10/14)
Strikeouts	3 vs. Ohio (3/12/13)
Pitches Thrown	70 vs. Virginia (2/14/14)

### 2014 Pitching Game-by-Game

Date	Opponent	GS	IP	H	R	ER	BB	SO	2B	3B	HR	W-L	SV	ERA	NP
2/14	vs. #1 Virginia	3.2	2	2	2	2	1	1	0	0	0	0-0	0	4.91	70
2/22	at Old Dominion	3.2	0	0	0	2	1	0	0	0	1	0-0	0	2.45	37
3/1	EASTERN MICHIGAN	1.0	1	0	0	2	0	0	0	0	1	0-0	0	2.16	19
3/7	BALL STATE	0.2	2	2	0	1	0	0	0	0	1	1-0	0	2.00	29
3/18	WESTERN KENTUCKY	4.0	6	2	1	0	1	1	1	0	1	1-0	0	2.08	42
3/23	#1 SOUTH CAROLINA	3.0	0	1	1	1	1	0	0	0	1	1-0	0	2.25	27
3/26	XAVIER	2.0	4	3	3	1	1	1	0	0	1	1-0	0	3.50	41
3/29	at #5 Vanderbilt	0.1	0	0	0	0	0	0	0	0	1	1-0	0	3.44	2
4/4	#12 FLORIDA	2.0	3	1	1	0	0	1	0	0	1	1-0	0	3.54	27
4/8	MOREHEAD STATE	3.0	5	3	2	0	1	1	0	0	1	2-0	0	3.86	48
4/13	MISSOURI	1.0	1	0	0	0	1	0	0	0	1	2-0	0	3.70	16
4/15	at #9 Louisville	2.0	1	2	2	3	2	0	0	0	1	2-0	0	4.10	38
4/20	at Texas A&M	0.2	2	1	1	0	0	0	0	0	1	2-0	0	4.33	13
4/26	#12 OLE MISS	0.1	6	7	7	1	0	0	0	1	1	2-0	0	6.59	29
5/10	AUBURN	4.0	3	3	1	3	2	1	0	0	1	2-0	0	6.03	57
5/17	at Georgia	1.2	4	4	3	2	2	0	0	0	1	2-0	0	6.55	36

### 2013 Pitching Game-by-Game

Date	Opponent	GS	IP	H	R	ER	BB	SO	2B	3B	HR	W-L	SV	ERA	NP
2/18	at USC Upstate	1.0	3	1	1	0	1	1	1	0	0	0-0	0	9.00	16
2/22	vs. Elon	2.0	0	0	0	0	0	0	0	0	0	0-0	0	3.00	18
2/27	EASTERN KENTUCKY	3.1	6	0	0	1	2	1	0	0	0	0-0	0	1.42	54
3/9	MICHIGAN STATE	1.2	3	1	0	0	0	0	0	0	0	0-0	0	1.12	17
3/12	OHIO	4.0	5	1	1	1	1	3	0	0	0	0-0	0	1.50	52
3/19	WESTERN KENTUCKY	1.1	1	0	0	0	0	0	0	0	0	0-0	0	1.35	21
3/27	MARSHALL	1.0	2	0	0	1	1	0	0	0	0	0-0	0	1.26	16
3/30	GEORGIA	0.1	0	0	0	0	0	0	0	0	0	0-0	0	1.23	2
4/2	at #9 Louisville	0.1	0	0	0	0	0	0	0	0	0	0-0	0	1.20	2
4/6	at #2 LSU	1.0	0	0	0	1	0	0	0	0	0	0-0	0	1.12	11
4/7	at #2 LSU	0.1	0	1	1	1	0	0	0	0	0	0-0	0	1.65	10
4/20	at #14 South Carolina	1.2	2	0	0	0	2	0	0	0	0	0-0	0	1.50	15
4/23	at Western Kentucky	0.1	0	0	0	1	1	0	0	0	0	0-0	0	1.47	11
4/26	at #16 Ole Miss	1.0	0	0	0	1	0	0	0	0	0	0-0	0	1.40	8
5/4	#14 ARKANSAS	0.1	0	0	0	0	0	0	0	0	0	0-0	0	1.37	1
5/11	#1 VANDERBILT	2.2	5	2	2	2	2	1	2	0	0	0-0	0	2.01	55



## #24 • Dylan Dwyer

6-1 • 180 • Jr. • L/L • LHP

Murray, Ky. (Calloway County)

- 2013 No. 18 prospect in the Perfect Game Collegiate League (*Perfect Game*)
- SEC Freshman Academic Honor Roll (2013)

### Outlook

Versatile southpaw served as UK's midweek starter early in the year in 2014, before performing well as UK's Saturday starter in place of an injured Chandler Shepherd ... After his final outing of the year at Georgia, suffered a non-baseball injury to his non-throwing hand ... Stayed in Lexington during the summer instead of traveling to the Cape Cod League to rehab his right hand, returning to the mound in the fall ... Shined in starts vs. No. 8 Louisville, Missouri and at Texas A&M ... Throws a firm fastball and has good feel for a breaking ball ... Is a good athlete of the mound, has an ability to field his position and control the running game.





**2014**

Pitched in 14 games with 10 starts as a sophomore, totaling a 1-1 record and a 5.65 ERA ... Worked 56 innings, allowing 56 hits and 22 walks, striking out 47 ... Served as UK's midweek starter to open the year, before injuries to Kyle Cody and Chandler Shepherd forced him into the weekend rotation ... Worked in eight SEC games with five starts, owning a 3-2 record and a 7.00 ERA in 27 innings ... Was 2-1 with a 4.03 ERA in six non-SEC games ... Was 4-1 with a 3.93 ERA at Cliff Hagan Stadium ... Was 5-0 with a 2.75 ERA in eight games that UK won ... In March and April, had a 5-2 record and a 3.48 ERA in 44 innings, allowing just 37 hits and 10 walks ... Threw the first midweek complete-game shutout in UK history in his third career start, tossing a nine-inning blanking over Cincinnati ... Marked the first complete-game shutout for UK since Alex Meyer vs. No. 1 Vanderbilt in 2011 and the first complete game for a UK pitcher in a midweek game since Greg Dombrowski in 2005 vs. Murray State ... Made his season debut as the starter in UK's fourth game in four days on opening weekend, striking out the first six hitters he faced at USC Upstate, before running into trouble in the third inning, allowing four runs ... Worked three innings and allowed one run in three innings as UK's starter in the home opener vs. Wright State ... Followed up his shutout vs. UC with 7.1 innings at No. 16 Indiana, allowing four runs in the eighth inning to dent his outing ... Returned to the mound to pick up a midweek win over No. 8 Louisville in Lexington, allowing two runs in 5.2 innings, of an 8-3 win ... Worked in relief vs. Florida, before tossing a strong 6.1 shutout innings in a win over Missouri to even the series ... Continued strong run of form with 6.2 innings at Texas A&M, allowing just one run ... Allowed six runs in starts vs. Ole Miss and at Tennessee, before allowing four runs in two innings vs. Auburn to move to the bullpen ... Came on in relief at Georgia in the season finale, allowing three runs in an inning, before suffering a non-baseball related injury to his non-throwing hand that ended his season ... Joined UK outfielder Kyle Barrett and UK staff member and former star Mike Brown in leading the Amsterdam Mohawks to the Perfect Game Collegiate League title ... Made 11 starts on the summer, with a 2-2 record and a 4.87 ERA ... Worked 40.2 innings, allowing 40 hits and 25 walks, striking out 40 and allowing opponents to hit .263.



**2013**

Talented southpaw emerged as a weapon against left-handed hitting for UK's record-setting bullpen ... Appeared in 14 games in relief, with a 1-0 record and a 3.86 ERA ... Worked 16.1 innings, allowing 20 hits and seven walks, striking out seven ... Appeared in five SEC games in relief, with seven earned runs allowed in seven innings, walking five and striking out one ... Did not allow an earned run in non-SEC games, a span of nine contests and 9.1 innings ... In 10 games and 11.1 innings at Cliff Hagan Stadium had a 1-0 record and a 2.38 ERA ... Inherited 10 runners on base, allowing just three to score ... Allowed only five hits to left-handed hitters ... Collegiate debut came in the season opener, going 1.1 shutout innings ... Worked a perfect frame vs. Kansas State ... Tossed 2.2 shutout innings vs. ECU in the second home game of the year ... Got a key out vs. Michigan State, before working a shutout frame vs. Marshall ... Came on to face a left-handed hitter vs. Georgia in his SEC debut, plunking the hitter, which came around to score the first run allowed by Dwyer in 2013 ... Next outing inflated his numbers, as UK was in the midst of a 11-1 setback vs. No. 2 LSU and needing to save the bullpen for the rest of the series ... Worked 1.2 innings at LSU, allowing five hits and six runs, walking two ... Allowed a run and got an out vs. Tennessee in his next outing ... Regained his rhythm with two innings vs. No. 9 Louisville, allowing an unearned run ... Worked a shutout frame at No. 16 Ole Miss ... Tossed a career-high four innings vs. No. 1 Vanderbilt, allowing three hits and one run, coming on a solo homer ... Last outing of the year came vs. No. 15 Indiana, walking the hitter he faced.

**High School**

One of the top prospects in the state, earned first-team All-State honors by the KHSBCA and ESPNHS ... Led Calloway County to its first ever regional championship game ... Posted a 11-1 record as a senior ... Had a strong outing vs. Meade County in the State Tournament, allowing only two hits and striking out 13 ... Earned four letters under coach Zach Hobbs ... Played football junior year ... Senior season, hit .386 with 38 RBI.

**Personal**

Full name is Dylan Patrick Dwyer ... Born Feb. 18, 1994 in Montgomery County, Md. ... Son of Gary Dwyer and Kim Vaught ... Has two brothers, Corey (23) and Travis (17).

**Career Stats**

All Games												
Year	G-GS	W-L	ERA	SV	CG	SH	IP	H	R	ER	BB	SO
2013	14-0	1-0	3.86	0	0	0	16.1	20	10	7	7	7
2014	14-10	5-3	5.46	0	1	1	56.0	56	38	34	22	47
<b>Totals</b>	<b>28-10</b>	<b>6-3</b>	<b>5.10</b>	<b>0</b>	<b>1</b>	<b>1</b>	<b>72.1</b>	<b>76</b>	<b>48</b>	<b>41</b>	<b>29</b>	<b>54</b>

**SEC Games**

Year	G-GS	W-L	ERA	SV	CG	SH	IP	H	R	ER	BB	SO
2013	5-0	0-0	9.00	0	0	0	7.0	9	9	7	5	1
2014	8-5	3-2	7.00	0	0	0	27.0	33	24	21	13	17
<b>Totals</b>	<b>13-5</b>	<b>3-2</b>	<b>7.41</b>	<b>0</b>	<b>0</b>	<b>0</b>	<b>34.0</b>	<b>42</b>	<b>33</b>	<b>28</b>	<b>18</b>	<b>18</b>

**Career Bests**

Innings	9.0 vs. Cincinnati (3/5/14)
Strikeouts	9 at Indiana (3/11/14)
Pitches Thrown	113 vs. Cincinnati (3/5/14)



## 2014 Pitching Game-by-Game

Date	Opponent	GS	IP	H	R	ER	BB	SO	2B	3B	HR	W-L	SV	ERA	NP
2/17	at USC Upstate	*	3.0	5	4	4	2	6	0	0	0	0-0	0	12.00	55
2/25	WRIGHT STATE	*	3.0	2	1	1	3	2	0	0	0	0-0	0	7.50	60
3/5	CINCINNATI	*	9.0	3	0	0	2	8	0	0	0	1-0	0	3.00	113
3/11	at #15 Indiana	*	7.1	5	7	6	0	9	3	0	2	1-1	0	4.43	104
3/26	XAVIER	*	1.0	1	0	0	0	2	0	0	0	1-1	0	4.24	16
3/30	at #5 Vanderbilt	*	0.2	1	1	0	0	0	0	0	0	1-1	0	4.12	14
4/1	#8 LOUISVILLE	*	5.2	7	2	2	2	3	1	0	1	2-1	0	3.94	78
4/6	#12 FLORIDA	*	2.1	3	3	3	1	3	0	0	0	3-1	0	4.50	55
4/12	MISSOURI	*	6.1	6	0	0	1	3	1	0	0	1-0	0	3.76	107
4/19	at Texas A&M	*	6.2	5	1	1	2	4	0	1	0	5-1	0	3.40	109
4/26	#12 OLE MISS	*	5.0	6	6	5	2	4	1	0	2	5-2	0	3.96	78
5/2	at Tennessee	*	3.0	5	6	6	4	2	0	1	0	5-3	0	4.75	55
5/11	AUBURN	*	2.0	3	4	4	3	1	0	0	0	5-3	0	5.24	46
5/17	at Georgia	*	1.0	4	3	2	0	0	0	0	1	5-3	0	5.46	33

## 2013 Pitching Game-by-Game

Date	Opponent	GS	IP	H	R	ER	BB	SO	2B	3B	HR	W-L	SV	ERA	NP
2/15	vs. UNC Asheville		1.1	1	0	0	0	1	1	0	0	0-0	0	0.00	13
2/21	vs. Kansas State		1.0	0	0	0	0	1	0	0	0	0-0	0	0.00	18
2/27	EASTERN KENTUCKY		2.2	3	0	0	0	2	1	0	0	0-0	0	0.00	51
3/2	AKRON		1.0	1	0	0	0	0	0	0	0	0-0	0	0.00	12
3/8	MICHIGAN STATE		0.1	1	0	0	0	0	0	0	0	1-0	0	0.00	5
3/19	WESTERN KENTUCKY		0.0	0	0	0	1	0	0	0	0	1-0	0	0.00	5
3/27	MARSHALL		1.0	2	0	0	0	0	0	0	0	1-0	0	0.00	14
3/30	GEORGIA		0.0	0	1	1	0	0	0	0	0	1-0	0	1.23	2
4/5	at #2 LSU		1.2	5	6	4	2	0	0	1	0	1-0	0	5.00	39
4/13	TENNESSEE		0.1	1	1	1	1	0	0	0	0	1-0	0	5.79	8
4/16	#9 LOUISVILLE		2.0	3	1	0	0	2	2	0	0	1-0	0	4.76	33
4/26	at #16 Ole Miss		1.0	0	0	0	1	0	0	0	0	1-0	0	4.38	11
5/11	#1 VANDERBILT		4.0	3	1	1	1	1	0	0	1	1-0	0	3.86	56
5/14	#15 INDIANA		0.0	0	0	0	1	0	0	0	0	1-0	0	3.86	4



## #40 • Greg Fettes

6-2 • 230 • R-Jr. • R/R • C

Madison Heights, Mich.

[Lamphere]

• 2013 All-SEC Freshman Team (C)

• 43rd round draft pick in 2011 (Tigers)

### Outlook

Talented right-handed hitting catcher is in his fourth year in the program ... Served as a reserve backstop to fifth-year senior Micheal Thomas in 2014 ... Has great arm strength and raw power at the plate ... Has added strength to his physical frame ... Served as UK's back-up catcher in 2013, becoming the first UK catcher to earn Freshman All-SEC accolades ... Hit three key homers as a freshman in league action, vs. South Carolina lefty Jordan Montgomery, Ole Miss righty Aaron Greenwood and Arkansas right-hander Ryne Stanek ... Had his 2013 cut short due to injury ... Served as UK's third catcher in 2014, making three starts, including catching starts vs. VMI on opening weekend and at Murray State in the final non-conference game of the regular season.

Read more about Greg Fettes on page 72

### Summer

Hit .343 (34-for-99) in 34 games with the Fulton Railroaders in the Ohio Valley League, joining Tyler Marshall and Troy Squires on the club ... Belted five doubles and three homers, driving in 18 runs and drawing 24 walks.

### 2014

Served as UK's third catcher, playing in 14 games with three starts ... Hit .250 (5-for-20), with two runs and five RBI, stealing a base and owning a 2-7 walk-strikeout ratio ... In SEC action, played in seven games with one start, going 2-for-8 at the plate, with two RBI ... Was 1-for-1 with the bases loaded, 3-for-7 as a pinch hitter, adding three two out hits and two two-out RBI ... Made first start of the year in UK's third game of the year vs. VMI in Wilmington, N.C., drawing a walk and stealing a base ... Collected first hit of the year off the bench vs. Eastern Michigan ... Got second start of the year as DH at Alabama, also earning a start in the regular-season non-conference finale at Murray State ... Had a two-RBI pinch hit vs. No. 12 Florida ... Played in 14 games with the Victoria HarbourCats in the West Coast League ... Hit .135 (5-for-27) with three RBI and two runs ... Had a 7-11 walk-strikeout ratio ... Finished with a .273 on-base percentage ... Summer ended on July 4.

### 2013

Earned All-SEC Freshman Team honors as UK's primary backup catcher ... Is the first UK catcher to ever earn All-SEC Freshman Team accolades ... Joins AJ Reed (2012), Austin Cousino (2012), Ryan Wilkes (2005) and Antone DeJesus (2005) as UK players to earn conference All-Freshman accolades ... Played in 23 games with 19 starts ... Hit .250 (15-for-60) with nine runs, five doubles, three homers and nine RBI ... Eight of his 15 hits came as extra-base knocks ... Drew 12 walks and had two sacrifice bunts and sacrifice flies ... Owned a .483 slugging and a .365 on-base percentage ... Was perfect defensively in 89 chances ... Hit .184 in SEC play, making 12 starts and playing in one game off the bench ... Had two doubles and three homers in SEC action, before an injury ended his season during the Vanderbilt series ... Hit .364 (8-for-22) in non-conference action with three doubles, four RBI and six walks ... Hit .579 (11-for-19) in games that UK won ... Hit .233 (7-for-30) with runners on base ... Had two, two-out hits and three two-out RBI ... Was 2-for-6 off the bench with a double ... First career homer came vs. Jordan Montgomery at South Carolina, also homering against Aaron Greenwood at Ole Miss and vs. Ryne Stanek vs. Arkansas ... First collegiate appearance came in a 2-for-2 outing off the bench vs. Niagara ... First career start came in the home opener, going 1-for-2 with an RBI and a sac fly ... First career weekend start came on Saturday while catching Jerad Grundy vs. Akron, going 3-for-4 with two RBI and a double ... Went 2-for-2 with a double and two walks in a midweek win over Marshall ... Got first career SEC start on Saturday vs. Georgia, coming up twice with the bases loaded and less than two outs, striking out twice ... Returned to the starting lineup 17 days after start vs. Georgia after quality practices ... Broke out with a two-run homer at South Carolina against Montgomery, bringing UK within striking distance in a comeback bid ... After starting catcher Micheal Thomas caught 18 innings at Western Kentucky on a Tuesday night, Fettes earned the start at No. 16 Ole Miss in the series opener vs. ace Bobby Wahl ... Doubled vs. Wahl and drew a walk in the ESPN Thursday Night SEC Game of the Week ... In the series finale, hit his biggest homer of the year, a clutch, game-tying homer vs. the Rebels ... In a start vs. Vanderbilt's Kevin Ziomek in the series opener, went 1-for-4 with



a double and a walk ... While running to first in the series finale, suffered a leg injury that ended his season ... Played in nine games in the Northwoods League during the summer for the Willmar Stingers ... Batted .138 (4-for-29) with two RBI, one steal and a 4-7 walk-strikeout ratio.

**2012**

Redshirted season ... Was vital to the development of the pitching staff throughout the preseason and spring.

**High School**

One of the top high school catchers in the nation, turned down the Tigers as a 43rd round draft pick in the 2011 MLB Draft to attend Kentucky ... A two-time all-state selection and a member of the East/West All-Star Game ... Named team MVP three years ... Set single-season school records for homers (11) and RBI (49) and the career record for homers (27) ... Hit six homers as a senior and had 11 homers as a junior, with a .500 average and 49 RBI ... Had seven homers and 31 RBI as a sophomore and three homers as a freshman ... Led Lamphere to the league championship three years and the district championship as a junior ... Played for coach Adam Wooley ... Also played two years of football.

**Personal**

Full name is Gregory Kiel Fettes ... Son of Greg and Shelia and Melanie ... Born Jan. 15, 1993 in Madison Heights, Mich. ... Has six siblings, including brothers Jason (23), Tim (21), Chris (18), Austin (16) and Joe (14) and sister Leanne (25) ... Cousin Anthony played basketball for Eastern Kentucky.

**Career Stats**

**All Games**

Year	GP-GS	Avg.	AB	R	H	2B	3B	HR	RBI	BB	SO	SB-A
2013	23-19	.250	60	9	15	5	0	3	9	12	18	0-0
2014	14-3	.250	20	2	5	0	0	0	5	2	7	1-1
<b>Totals</b>	<b>37-22</b>	<b>.250</b>	<b>80</b>	<b>11</b>	<b>20</b>	<b>5</b>	<b>0</b>	<b>3</b>	<b>14</b>	<b>14</b>	<b>25</b>	<b>1-1</b>

**SEC Games**

Year	GP-GS	Avg.	AB	R	H	2B	3B	HR	RBI	BB	SO	SB-A
2013	13-12	.184	38	4	7	2	0	3	5	6	13	0-0
2014	7-1	.250	8	0	2	0	0	0	2	0	3	0-0
<b>Totals</b>	<b>20-13</b>	<b>.196</b>	<b>46</b>	<b>4</b>	<b>9</b>	<b>2</b>	<b>0</b>	<b>3</b>	<b>7</b>	<b>6</b>	<b>16</b>	<b>0-0</b>

**Miscellaneous**

Year	SAC	SF	HBP	OBP	SLG	2-out H	2-out RBI	PO	A	E	FLD
2013	2	2	0	.365	.483	2	3	77	12	0	1.000
2014	0	0	0	.318	.250	3	2	14	3	1	.944
<b>Totals</b>	<b>2</b>	<b>2</b>	<b>0</b>	<b>.354</b>	<b>.425</b>	<b>5</b>	<b>5</b>	<b>91</b>	<b>15</b>	<b>1</b>	<b>.991</b>

**Career Highs**

Hits	3 vs. Akron (3/2/13)
RBI	2, twice, last at South Carolina (4/20/13)
Runs Scored	2, twice, last vs. Marshall (3/27/13)
Hitting Streak	3 (2/17-13 - 3/2/13)

**2014 Batting Game-by-Game**

Date	Opponent	GS	AB	R	H	RBI	2B	3B	HR	BB	SB	CS	HBP	K
2/16	vs. VMI	C	3	0	0	0	0	0	0	1	1	0	0	2
2/23	vs. St. John's	PH	0	0	0	0	0	0	0	1	0	0	0	0
2/25	WRIGHT STATE	C	0	0	0	0	0	0	0	0	0	0	0	0
3/1	EASTERN MICHIGAN	PH/C	2	1	1	0	0	0	0	0	0	0	0	1
3/8	BALL STATE	PH/DH	3	0	1	1	0	0	0	0	0	0	0	0
3/9	BALL STATE	C	2	1	1	2	0	0	0	0	0	0	0	1
3/15	at Alabama	*DH	2	0	0	0	0	0	0	0	0	0	0	2
4/4	#12 FLORIDA	PH/C	2	0	1	0	0	0	0	0	0	0	0	0
4/5	#12 FLORIDA	PH	1	0	1	2	0	0	0	0	0	0	0	0
4/18	at Texas A&M	PH	1	0	0	0	0	0	0	0	0	0	0	1
4/20	at Texas A&M	PH	1	0	0	0	0	0	0	0	0	0	0	0
4/26	#12 OLE MISS	PH	1	0	0	0	0	0	0	0	0	0	0	0
5/10	AUBURN	C	0	0	0	0	0	0	0	0	0	0	0	0
5/13	at Murray State	*C	2	0	0	0	0	0	0	0	0	0	0	0

**2013 Batting Game-by-Game**

Date	Opponent	GS	AB	R	H	RBI	2B	3B	HR	BB	SB	CS	HBP	K
2/17	vs. Niagara	*	2	0	2	0	1	0	0	0	0	0	0	0
2/26	MURRAY STATE	*	2	0	1	1	0	0	0	0	0	0	0	0
3/2	AKRON	*	4	2	3	2	1	0	0	0	0	0	0	0
3/9	MICHIGAN STATE	*	2	0	0	0	0	0	0	0	0	0	0	0
3/12	OHIO	*	0	0	0	0	0	0	0	0	0	0	0	0
3/19	WESTERN KENTUCKY	*	2	0	0	0	0	0	0	1	0	0	0	1
3/27	MARSHALL	*	2	2	2	0	1	0	0	2	0	0	0	0
3/30	GEORGIA	*	2	0	0	0	0	0	0	0	0	0	0	2
4/5	at #2 LSU	*	0	0	0	0	0	0	0	0	0	0	0	0
4/16	LOUISVILLE	*	3	0	0	0	0	0	0	1	0	0	0	2
4/20	at #14 South Carolina	*	4	1	2	2	0	0	1	0	0	0	0	1
4/21	at #14 South Carolina	*	3	0	0	0	0	0	0	0	0	0	0	0
4/25	at Western Kentucky	*	4	0	0	0	0	0	0	0	0	0	0	2
4/25	at #16 Ole Miss	*	2	0	1	0	1	0	0	1	0	0	0	0
4/26	at #16 Ole Miss	*	2	0	0	0	0	0	0	1	0	0	0	1
4/27	at #16 Ole Miss	*	2	1	1	1	0	0	1	2	0	0	0	0
5/3	#14 ARKANSAS	*	3	0	0	1	0	0	0	0	0	0	0	1
5/4	#14 ARKANSAS	*	3	1	1	1	0	0	1	1	0	0	0	1
5/5	#14 ARKANSAS	*	4	0	1	0	0	0	0	0	0	0	0	0
5/7	WRIGHT STATE	*	1	1	0	1	0	0	0	2	0	0	0	0
5/11	#1 VANDERBILT	*	4	1	1	0	1	0	0	1	0	0	0	1
5/11	#1 VANDERBILT	*	5	0	0	0	0	0	0	0	0	0	0	5
5/12	#1 VANDERBILT	*	4	0	0	0	0	0	0	0	0	0	0	1





## #50 • Marshall Gei

6-0 • 185 • Fr. • S/R • C/IF  
Mount Juliet, Tenn.  
(Mount Juliet)

### Outlook

Switch-hitting catcher and infielder ... A versatile player who has seen time at third and second base, in addition to fighting for time behind the plate ... Hit .329 during 70 fall at-bats, with three doubles and 50-percent of his at-bats going as quality trips to the plate ... A great student, posted a 4.0 GPA during his first semester of college.

### High School

First-team All-State selection, also earning all-district, all-region and all-mid state honors ... Played in the Mid-State All-Star Game ... As a freshman was named the team rookie of the year, also winning the Golden Glove as a freshman and sophomore ... Earned all-district tournament as a junior ... Earned academic honor roll each year and was also a member of the Tennessee Scholars and the top-10 percent academic honors ... Hit .473 with 14 doubles and 35 RBI as a senior, striking out just five times in 132 plate appearances ... Led the Golden Bears to 51 wins in his two seasons as a starter ... Played four years for coaches John Morris and James Carter ... Also played three years – including as an eighth grader – in hockey.

### Personal

Full name is Marshall Ryan Gei ... Son of Guillermo and Jennifer ... Has two older sisters, Ashley (24) and Ariana (22) ... Sister, Ashley attended Kentucky ... Born on April 22, 1996 in Hermitage, Tenn.



## #44 • Dorian Hairston

5-11 • 205 • Jr. • R/R • OF  
Lexington, Ky. (Tates Creek)

- SEC Academic Honor Roll (2014)
- SEC Freshman Academic Honor Roll (2013)

### Outlook

Product of Tates Creek High School had a great fall practice season and has positioned himself to compete for playing time in the outfield ... A right-handed hitting outfield option for a lineup that has left-handed hitting outfielders Kyle Barrett, Ka'ai Tom, Storm Wilson and Marcus Carson ... A line-drive hitter that goes to all fields with sneaky good athleticism and speed ... A product of the same high school program that produced UK greats Trevor Gott and John T. Shelby and current standout JaVon Shelby ... Played in 17 games with four starts as a sophomore, with a .400 average in 25 at-bats ... Was 9-for-18 with runners on base, 5-for-8 with runners on and two outs and 6-for-9 with runners in scoring position as a sophomore ... Younger brother plays at Louisville.

### Summer

Played in 32 games with 23 starts for the Newark Pilots in the Perfect Game League ... Hit .188 (15-for-80) with 19 runs, three doubles and 13 RBI ... Drew eight walks and struck out just 13 times, stealing four bases.

### 2014

Served as UK's fifth outfielder and primary right-handed hitting outfielder ... Played in 17 games with four starts, hitting .400 (10-for-25) with a double, two triples and seven RBI ... Drew three walks, was hit by two pitches and stole a base, owning a .600 slugging and a .500 on-base percentage ... Was 2-for-8 in SEC action, playing in seven games with one start ... Hit .471 (8-for-17) with six runs, one double, two triples and seven RBI in non-SEC games ... Was 7-for-14 at Cliff Hagan Stadium and 2-for-8 on the road ... Hit .600 (9-for-15) in games that UK won and was 1-for-10 in games that UK lost ... Had three multi-hit games and three multi-RBI games ... Made three starts in leftfield and one start in rightfield ... Hit .500 (9-for-18) with runners on base, .625 (5-for-8) with runners on and two outs and .667 (6-for-9) with runners in scoring position ... Made season debut with a two-RBI triple vs. St. Joe's in Norfolk, Va. ... Went 2-for-2 with three runs and two walks off the bench vs. Ball State ... Earned first start the following game vs. Ball State, going 2-for-4 with a steal and two RBI, getting plunked by two pitches ... Earned second consecutive start, at No. 16 Indiana ... Went 2-for-4 in a start vs. Xavier, collecting a triple ... Started at No. 5 Vanderbilt in his first career SEC start ... Collected pinch hits at Texas A&M and Georgia ... Played for the Lexington Hustlers in the Great Lakes League ... Played in 28 games, hitting .211 (20-for-95) with seven runs, six doubles, two triples and 11 RBI ... Had an 8-28 walk-strikeout ratio, stealing 5-of-5 bases ... Finished with a .294 on-base percentage.

### 2013

Competitive right-handed hitting outfielder played in six games with one start ... Batted .286 (2-for-7) with an RBI and a walk ... Had a .375 on-base percentage in limited time ... Went 1-for-4 in SEC play ... Made one start, as the DH for UK during its second game of the series at No. 14 South Carolina, hitting No. 9 ... First collegiate appearance came with a pinch-hit RBI single vs. Niagara ... First career SEC appearance came at No. 14 South Carolina, with UK looking for toughness in the lineup it turned to Hairston for a pinch-hit single ... Earned the start in the following game after his single, going 0-for-3 with a pair of strikeouts.

### High School

Starred at Tates Creek High School, the same program that produced UK standout righthander Trevor Gott ... Led Tates Creek in hits (32), triples (five), homers (three), RBI (23) and slugging percentage (.540) as a senior ... Named honorable mention all-state by the KHSBCA ... Earned four letters under coach Dom Fucci at Tates Creek ... Attended Governor's Scholar for the Arts program.

### Personal

Full name is Dorian Geoffrey Hairston ... Born Jan. 28, 1994 in Lexington, Ky. ... Son of Donald and Valerie Hairston ... Has a younger brother, Devin (18) ... Father played basketball at Berea.





## Career Stats

### All Games

Year	GP-GS	Avg.	AB	R	H	2B	3B	HR	RBI	BB	SO	SB-A
2013	6-1	.286	7	1	2	0	0	0	1	1	3	0-0
2014	17-4	.400	25	8	10	1	2	0	7	3	4	1-1
<b>Totals</b>	<b>23-5</b>	<b>.375</b>	<b>32</b>	<b>9</b>	<b>12</b>	<b>1</b>	<b>2</b>	<b>0</b>	<b>8</b>	<b>4</b>	<b>7</b>	<b>1-1</b>

### SEC Games

Year	GP-GS	Avg.	AB	R	H	2B	3B	HR	RBI	BB	SO	SB-A
2013	2-1	.250	4	0	1	0	0	0	0	0	2	0-0
2014	7-1	.250	8	2	2	0	0	0	0	0	2	0-0
<b>Totals</b>	<b>9-2</b>	<b>.250</b>	<b>12</b>	<b>2</b>	<b>3</b>	<b>0</b>	<b>0</b>	<b>0</b>	<b>0</b>	<b>0</b>	<b>4</b>	<b>0-0</b>

### Miscellaneous

Year	SAC	SF	HBP	OBP	SLG	2-out H	2-out RBI	PO	A	E	FLD
2013	0	0	0	.375	.286	2	1	1	0	0	1.000
2014	0	0	2	.500	.600	5	5	9	0	0	1.000
<b>Totals</b>	<b>0</b>	<b>0</b>	<b>2</b>	<b>.474</b>	<b>.531</b>	<b>7</b>	<b>6</b>	<b>10</b>	<b>0</b>	<b>0</b>	<b>1.000</b>

### Career Highs

Hits	2, 3x, last vs. Xavier (3/26/14)
RBI	2, 3x, last vs. Ball State (3/9/14)
Runs Scored	3 vs. Ball State (3/8/14)
Hitting Streak	3 (3/1/14 - 3/9/14)

### 2014 Batting Game-by-Game

Date	Opponent	GS	AB	R	H	RBI	2B	3B	HR	BB	SB	CS	HBP	K
2/21	vs. St. Joseph's	PH/OF	1	0	1	2	0	1	0	0	0	0	0	0
2/23	vs. St. John's	OF	1	0	0	0	0	0	0	0	0	0	0	1
3/1	EASTERN MICHIGAN	OF	1	0	1	0	0	0	0	0	0	0	0	0
3/8	BALL STATE	PH/OF	2	3	2	2	1	0	0	2	0	0	0	0
3/9	BALL STATE	*LF	4	2	2	2	0	0	0	0	1	0	2	0
3/11	at #16 Indiana	*LF	3	0	0	0	0	0	0	0	0	0	0	1
3/18	WESTERN KENTUCKY	OF	0	0	0	0	0	0	0	0	0	0	0	0
3/26	XAVIER	*LF	4	1	2	1	0	1	0	0	0	0	0	0
3/29	at #5 Vanderbilt	*LF	3	0	0	0	0	0	0	0	0	0	0	1
4/4	#12 FLORIDA	OF	0	0	0	0	0	0	0	0	0	0	0	0
4/12	MISSOURI	PH	1	0	0	0	0	0	0	0	0	0	0	0
4/20	at Texas A&M	PH/LF	1	0	1	0	0	0	0	0	0	0	0	0
4/25	#12 OLE MISS	OF	1	0	0	0	0	0	0	0	0	0	0	1
4/26	#12 OLE MISS	PH	1	1	0	0	0	0	0	0	0	0	0	0
5/15	at Georgia	PH	1	1	1	0	0	0	0	0	0	0	0	0
5/22	vs. #21 Miss. State	PH	0	0	0	0	0	0	0	1	0	0	0	0
6/1	vs. #9 Louisville	PH	1	0	0	0	0	0	0	0	0	0	0	0

### 2013 Batting Game-by-Game

Date	Opponent	GS	AB	R	H	RBI	2B	3B	HR	BB	SB	CS	HBP	K
2/17	vs. Niagara	PH/OF	1	1	1	1	0	0	0	0	0	0	0	0
3/1	AKRON	PH/OF	1	0	0	0	0	0	0	0	0	0	0	0
3/3	AKRON	PH	1	0	0	0	0	0	0	0	0	0	0	1
4/16	#9 LOUISVILLE	PH/OF	0	0	0	0	0	0	0	1	0	0	0	0
4/20	at #14 South Carolina	PH	1	0	1	0	0	0	0	0	0	0	0	0
4/20	at #14 South Carolina	*DH	3	0	0	0	0	0	0	0	0	0	0	2



## #6 • Jake Hamilton

5-9 • 200 • Fr. • R/L • LHP  
Racoon, Ky. (Pikeville)

### Outlook

Left-hander throws his fastball in the upper 80s ... Will redshirt the 2015 season while rehabilitating an injury suffered the summer before enrolling at Kentucky.

### High School

Second-team all-state selection while playing for coach Steve Priode at Pikeville High School ... Totaled a 1.01 ERA and 130 strikeouts in 2013 ... Set the Pikeville school record for single-season ERA in 2010 (0.96), also owning the career strikeout mark (490) ... Had a 1.40 ERA and 115 strikeouts in 2012 and a 1.13 ERA and 110 strikeouts in 2011 ... Earned regional MVP honors as an eighth grader in 2010, when he had a 0.96 ERA and 96 strikeouts ...

Named the regional player of the year as a junior ... Led club to the state final four as an eighth grader and regional championship as an eighth grader and sophomore ... Played golf for two seasons, soccer as a senior and basketball for four years ... Led team to the All "A" Region Championship as a junior in 2012 in basketball.

### Personal

Full name is Larry Jacob Hamilton ... Son of Samuel and Cindy Hamilton ... Has two younger brothers, Peyton (16) and Eli (four months) ... Born on June 4, 1996 in Pikeville, Ky. ... Father played baseball at Pikeville College.



## #53 • Erich Hartman

6-2 • 205 • Fr. • R/R • RHP  
York, Pa. (York Catholic)

### Outlook

Right-handed pitcher missed the majority of the fall while rehabilitating an injury ... Has a frame that can add strength.

### High School

Earned four letters at York Catholic High School ... Had a 4-4 record in 10 games and nine starts as a junior, throwing four complete games and one shutout ... Worked 49.2 innings as a junior, allowing 26 walks and striking out 49 ... Hit .460 as a senior and .397 as a junior, owning a 1.10 ERA in 2013 ... Earned first-team all-state, all-district and all-county as a junior ... Named first-team all-district, all-county and all-state as a senior ... Played basketball all four seasons, golf for three years and cross country as a freshman ... A three-year member of the academic honor roll and a two-year member of the National Honor Society.

### Personal

Full name is Erich Charles Hartman ... Son of Ronald and Debbie ... Born on June 17, 1996 in Jacksonville, Fla. ... Has four siblings, brothers Rusty (25) and Patrick (22), and sisters Kayla (23) and Sarah (12).



## #7 • Connor Heady

6-0 • 175 • So. • R/R • IF  
Prospect, Ky. (North Oldham)

- SEC Freshman Academic Honor Roll (2014)
- 2014 preseason 38th-best freshman in NCAA (*Baseball America*)

- 2014 preseason 12th-best freshman in SEC (*Baseball America*)
- 2012 USA Baseball National Team 18U

### Outlook

Slick-fielding middle infielder was a member of the USA 18U National Team in 2012 ... Has the ability to earn a starting spot in the UK infield ... A dynamic defender with a line-drive approach at the plate and an emerging offensive skill set ... Served as UK's opening day starter at second base ... Made nine consecutive starts at second base before filling in for three-year starter Matt Reida at



shortstop for six consecutive games as Reida battled an injury ... Was the first player to start other than Reida at shortstop in 129 consecutive games ... Filled in heroically for Reida at shortstop in the SEC series opener at Alabama, with the team – including Heady and Reida – stricken with food poisoning before a doubleheader finale ... Was called on to replace Reida for a minor injury at No. 9 Louisville in midweek action, his final start of the year ... Was used as a late-inning defensive upgrade in the middle infield for the remainder of the year, including Reida moving to second base to accommodate his defensive prowess at shortstop ... Despite hitting .133 in his NCAA debut season, showed a patient at the plate and an ability to get on base, owning a .286 on-base percentage and a 12-21 walk-strikeout ratio in 60 at-bats.

**Summer**

Played in four games for the Amsterdam Mohawks in the Perfect Game Collegiate League ... Hit .214 (3-for-14) with two RBI, two walks and one steal.

**2014**

Played in 30 games with 19 starts in his freshman season, serving as UK's primary middle-infield backup ... Hit .133 (8-for-60) with 15 runs, three doubles and 10 RBI ... Had a .286 on-base percentage with a 12-21 walk-strikeout ratio ... Played in nine SEC games, with two starts, batting 1-for-11 ... Made 11 starts at second base and eight at shortstop ... Hit No. 8 in the order twice and No. 9 17 times ... Was UK's opening-day starter at second base vs. No. 1 Virginia, going 1-for-2 with a double, walk and steal ... Started the following game at second base at UNC Wilmington, going 1-for-4 with an RBI ... Made 10 consecutive starts at second base to open his career ... With UK's three-year starting shortstop Matt Reida nursing an injury, made his next six starts at shortstop, becoming the first UK player to start at shortstop, not named Matt Reida, since 2011 ... Had an illness on Saturday at Alabama during a doubleheader, before coming off the bus to play shortstop in the second game of the twinbill, in relief of Reida, who was also struck with the illness ... Was used as a late-inning defensive replacement, pinch runner and pinch hitter for the remainder of the season.

**High School**

Member of the USA Baseball 18-and-under national team after a rigorous tryout round that whittled the team down to a 20-man roster ... Coached on the 18U national team by Scott Brosius ... Played in the IBAF/AAA World Championship in Seoul, Korea, and traveled to play Chinese Taipei in Taichung, Taiwan ... The No. 3 overall prospect in the state, the No. 1 shortstop in the state ... Also ranked as the 88th-best recruit in the nation and the No. 13 shortstop by Perfect Game USA ... Before the 2013 MLB Draft, was ranked as the ninth-best prospect (including college and high school) available in the state, ahead of UK greats Jerad Grundy and J.T. Riddle ... Named 2013 Rawlings second-team All-American and first-team all-region ... Named honorable mention in 2011 and 2012 ... Tabbed first-team underclassmen All-America by Perfect Game ... Earned five varsity letters while attending North Oldham High School for coach Erik Phelps ... The 8th Region Player of the Year as a senior ... Helped lead team to back to back 8th region championships sophomore and junior years ... Broke single-season

home run record at North Oldham with nine round trippers junior year ... Won a district championship as a senior ... Two-time all-state selection ... Selected all-region for three seasons ... Member of the all-district team all five seasons playing for North Oldham ... Batted .450 as a senior ... Played basketball his freshman year.

**Personal**

Full name is Connor Joseph Heady ... Born July 3, 1994 in Louisville, Ky. ... Son of Lee Heady and Tricia Walker ... Has an older brother, Quint (21), and a younger sister, Makena (12).

**Career Stats**

**All Games**

Year	GP-GS	Avg.	AB	R	H	2B	3B	HR	RBI	BB	SO	SB-A
2014	30-19	.133	60	15	8	3	0	0	10	12	21	1-2

**SEC Games**

Year	GP-GS	Avg.	AB	R	H	2B	3B	HR	RBI	BB	SO	SB-A
2014	9-2	.091	11	1	1	0	0	0	0	0	4	0-0

**Miscellaneous**

Year	SAC	SF	HBP	OBP	SLG	2-out H	2-out RBI	PO	A	E	FLD
2014	5	3	2	.286	.183			32	62	6	.940

**Career Highs**

Hits	1, twice, last at South Carolina (4/20/13)
RBI	1 vs. Niagara (2/17/13)
Runs Scored	1 vs. Niagara (2/17/13)
Hitting Streak	1 (2/17/13 & 4/20/13)





## 2014 Batting Game-by-Game

Date	Opponent	GS	AB	R	H	RBI	2B	3B	HR	BB	SB	CS	HBP	K
2/14	vs. #1 Virginia	*2B	2	0	1	1	1	0	0	1	1	0	0	1
2/15	at UNC Wilmington	*2B	4	1	1	1	0	0	0	0	0	0	0	1
2/17	at USC Upstate	*2B	2	1	0	0	0	0	0	1	0	0	0	1
2/21	vs. St. Joe's	*2B	1	2	1	1	0	0	0	2	0	0	0	0
2/22	at Old Dominion	*2B	3	1	1	1	1	0	0	0	0	0	0	1
2/23	vs. St. John's	*2B	3	2	0	0	0	0	0	2	0	0	0	2
2/25	WRIGHT STATE	*2B	2	1	0	0	0	0	0	1	0	0	1	1
2/28	EASTERN MICHIGAN	*2B	3	1	1	2	1	0	0	0	0	0	0	0
3/1	EASTERN MICHIGAN	*2B	3	0	0	1	0	0	0	0	0	0	0	1
3/1	EASTERN MICHIGAN	*2B	1	1	0	0	0	0	0	2	0	0	0	1
3/5	CINCINNATI	*SS	2	1	0	0	0	0	0	2	0	1	0	0
3/5	CINCINNATI	*SS	2	0	0	1	0	0	0	0	0	0	0	0
3/7	BALL STATE	*SS	5	0	0	0	0	0	0	0	0	0	0	2
3/8	BALL STATE	*SS	6	1	1	1	0	0	0	0	0	0	0	2
3/9	BALL STATE	*SS	4	2	1	1	0	0	0	1	0	0	0	1
3/11	at #16 Indiana	*SS	3	0	0	0	0	0	0	0	0	0	0	0
3/14	at Alabama	*2B	3	0	0	0	0	0	0	0	0	0	0	1
3/15	at Alabama	*SS/2B	4	0	0	0	0	0	0	0	0	0	1	2
3/23	#1 SOUTH CAROLINA	*2B	0	0	0	0	0	0	0	0	0	0	0	0
4/4	#12 FLORIDA	PH/SS	1	0	0	0	0	0	0	0	0	0	0	0
4/5	#12 FLORIDA	PR/SS	0	1	0	0	0	0	0	0	0	0	0	0
4/12	MISSOURI	SS	0	0	0	0	0	0	0	0	0	0	0	0
4/15	at #9 Louisville	*SS	2	0	0	0	0	0	0	0	0	0	0	2
4/18	at Texas A&M	SS	1	0	0	0	0	0	0	0	0	0	0	0
4/20	at Texas A&M	PH	1	0	0	0	0	0	0	0	0	0	0	1
4/26	#12 OLE MISS	SS	1	0	1	0	0	0	0	0	0	0	0	0
5/22	vs. #17 Mississippi State	*2B	1	0	0	0	0	0	0	0	0	0	0	1
5/24	vs. #7 Florida	SS	0	0	0	0	0	0	0	0	0	0	0	0
5/31	vs. Kent State	SS	0	0	0	0	0	0	0	0	0	0	0	0
6/1	vs. #8 Louisville	SS	0	0	0	0	0	0	0	0	0	0	0	0



## #34 • Spencer Jack

6-3 • 215 • Sr. • R/R • RHP

Los Angeles, Calif.

(Loyola/Jacksonville/Glendale)

• SEC Academic Honor Roll (2014)

### Outlook

Veteran workhorse reliever is coming off a tremendous debut season in the UK bullpen ... After transferring in for 2014, served as UK's team-leader in appearances with a 4-1 mark and a 1.16 ERA, owning four saves ... Became a trusted weapon late in the season with an ability to fight through multiple innings in key situations ... Had a heroic outing vs. No.

Read more about Spencer Jack on page 73

17 Mississippi State in the SEC Tournament 12-inning marathon, working four innings without allowing an earned run to set up UK's dramatic win ... Enters 2015 riding a streak of 14.1 consecutive innings pitching without allowing an earned run over his final seven appearances as a junior ... Has a competitive, fearless demeanor on the mound and a power-stuff repertoire ... Is a good athlete that can field his position well.

### 2014

One of UK's key late-inning relievers as a junior, appearing in a team-high 26 games in relief ... Had a 4-1 record and a 1.16 ERA, saving four games ... Worked 38.2 innings, allowing just 28 hits and eight walks, striking out 31 ... First nine outings were scoreless, tossing 13.1 innings without allowing an earned run ... Ranked 14th in the SEC in saves and 11th in relief appearances ... In 12 SEC relief appearances, went 1-1 with a 2.51 ERA, with one save in 14.1 innings, walking four and striking out 10 ... In 14 non-SEC games, went 3-0 with a 0.37 ERA in 24.1 innings, allowing only 13 hits and four walks, striking out 24 ... In 13 games vs. SEC foes, had a 2-1 record and a 1.96 ERA ... Worked in 14 home games, with a 3-1 record and a 1.74 ERA with three saves, working 20.2

innings, allowing 15 hits and six walks, striking out 16 ... Had a 0.75 ERA in nine relief road games, working 12 innings, allowing just nine hits and one walk ... Worked in 17 games that UK won, with a 4-0 record and a 1.05 ERA ... Had a 1.38 ERA in nine games that UK lost, allowing 10 hits and two walks in 13 innings ... Worked six shutout innings in February, 10 innings and allowed one earned run in March, 1-1 with a 3.60 ERA in April, and worked 11.2 without allowing an earned run in May ... Was 1-0 with a 1.50 ERA vs. top-25 teams and worked 3.1 shutout vs. top-10 foes ... Inherited a team-best 27 runners, allowing only 14 to score ... Made his season debut in UK's second game of the year, at UNC Wilmington, working a perfect 10-pitch inning with a strikeout ... Worked three shutout innings, allowing three singles, in his next outing, as UK attempted to rally from behind at USC Upstate ... Worked shutout innings vs. St. John's and Wright State, in UK's home opener ... Worked two innings without an earned run vs. Eastern Michigan, then tossed 2.1 shutout, one-hit innings vs. Cincinnati to earn his first career win ... Had a shutout frame vs. Ball State, getting two outs at No. 15 Indiana ... Came on in the first game of a doubleheader vs. Alabama, tossing the final 1.1 innings to clinch UK's series-evening win ... After Andrew Nelson gave up a game-tying homer in the bottom of the ninth inning while seeking a complete-game win at Alabama in the nightcap, came on with the walk-off runner on first base in the bottom of the 10th inning, surrendering a walk-off, two-run homer on his only pitch, the first run he allowed in his UK career ... Came on with a runner on third base and one out in the ninth inning of UK's rubber match vs. No. 1 South Carolina, getting a swinging strikeout against shortstop Peter Mooney to set up UK's win ... Worked two shutout innings vs. Xavier for his first career save, getting an out at No. 5 Vanderbilt ... Picked up his second career save in a win vs. No. 9 Louisville, tossing the finale 2.2 shutout innings, striking out three ... Tossed a shutout inning vs. No. 12 Florida, before allowing two runs on a two-run homer in the next day vs. the Gators ... Allowed a run in 1.2 innings vs. Missouri, before working a shutout inning at Texas A&M ... Earned praise from coach Gary Henderson in UK's midweek win over Tennessee Tech, allowing a solo homer vs. the nation's leading offensive unit with the wind blowing out at an unprecedented rate ... Worked 1.2 shutout innings vs. No. 12 Ole Miss, before tossing 2.2 shutout at Tennessee ... Picked up his third save in a shutout frame vs. Auburn, returning two days later vs. the Tigers to toss two shutout innings ... In UK's final midweek game at Murray State, tossed two shutout frames in the ninth and 10th innings to keep UK in the game ... Best outing of his career game in the SEC Tournament quarterfinals vs. No. 21 Mississippi State, allowing just one unearned run in four innings, setting up UK's thrilling win ... Worked a shutout inning for a save vs. Kansas in the NCAA Tournament.

### Junior College

First team at Glendale Community College ... Part of the conference championship team ... Appeared in 16 games, tossing 25 innings, with 27 strikeouts, eight walks, a 2.16 ERA with a 0-1 record and two saves.



## Jacksonville University (2012)

Pitched in nine games, including two starts as a freshman ... Struck out five batters in 10.2 innings ... Recorded a strikeout at Lipscomb ... Allowed two runs, one earned, in four innings against Akron ... Pitched a scoreless inning vs. Florida A&M and at USC.

### High School

Two year letter winner at Loyola High School... Rawlings/ Perfect Game preseason California High honorable mention... during his senior year pitched 2 innings striking out 32, walking 20 with a 3.63 ERA and a 4-3 record.

### Personal

Full name is Spencer Francis Jack... Born on July 2, 1991 in Los Angeles, Calif. ... Son of Ian and Francine Jack ... Has two sisters Ali (30) and Lauren (27) ... Father played tennis at UC- Santa Barbara ... Cousin, Damon Lembi, played baseball for Arizona State from 1994-95 and helped the Sun Devils to the College World Series in his first season.

### Career Stats

#### All Games

Year	G-GS	W-L	ERA	SV	CG	SH	IP	H	R	ER	BB	SO
2014	26-0	4-1	1.16	4	0	0	38.2	28	7	5	8	31

#### SEC Games

Year	G-GS	W-L	ERA	SV	CG	SH	IP	H	R	ER	BB	SO
2014	12-0	1-1	2.51	1	0	0	14.1	15	4	4	4	10

### Career Bests

Innings	4.0 vs. Mississippi State (5/22/14)
Strikeouts	4 vs. USC Upstate (2/17/14)
Pitches Thrown	45 vs. Mississippi State (5/22/14)

### 2014 Pitching Game-by-Game

Date	Opponent	GS	IP	H	R	ER	BB	SO	2B	3B	HR	W-L	SV	ERA	NP
2/15	at UNC Wilmington	1.0	0	0	0	0	1	0	0	0	0-0	0	0.00	10	
2/17	at USC Upstate	3.0	3	0	0	0	4	0	0	0	0-0	0	0.00	33	
2/23	vs. St. John's	1.0	0	0	0	0	0	0	0	0	0-0	0	0.00	6	
2/25	WRIGHT STATE	1.0	1	0	0	1	0	0	0	0	0-0	0	0.00	16	
3/1	EASTERN MICHIGAN	2.0	2	1	0	0	1	1	0	0	0-0	0	0.00	29	
3/5	CINCINNATI	2.1	1	0	0	1	1	0	0	0	1-0	0	0.00	29	
3/9	BALL STATE	1.0	0	0	0	0	1	0	0	0	1-0	0	0.00	7	
3/11	at #16 Indiana	0.2	1	0	0	0	0	0	0	0	1-0	0	0.00	2	
3/15	at Alabama	1.1	1	0	0	1	1	1	0	0	1-0	0	0.00	23	
3/15	at Alabama	0.0	1	1	1	0	0	0	0	1	1-0	0	0.68	1	
3/22	#1 SOUTH CAROLINA	0.1	0	0	0	0	1	0	0	0	1-0	0	0.66	5	
3/26	XAVIER	2.0	0	0	0	0	2	0	0	0	1-0	1	0.57	21	
3/30	at #5 Vanderbilt	0.1	0	0	0	0	0	0	0	0	1-0	1	0.53	3	
4/1	#8 LOUISVILLE	2.2	0	0	0	1	3	0	0	0	1-0	2	0.48	27	
4/5	#12 FLORIDA	1.0	1	0	0	1	0	0	0	0	1-0	2	0.46	14	
4/6	#12 FLORIDA	1.1	3	2	2	0	2	0	0	1	1-0	2	1.29	26	
4/11	MISSOURI	1.2	1	1	1	0	0	0	0	1	1-1	2	1.59	18	
4/19	at Texas A&M	1.0	2	0	0	0	1	0	0	0	1-1	2	1.52	21	
4/22	TENNESSEE TECH	0.2	1	1	1	0	2	0	0	1	2-1	2	1.85	10	
4/27	#12 OLE MISS	1.2	2	0	0	1	2	0	0	0	2-1	2	1.73	31	
5/3	at Tennessee	2.2	1	0	0	0	2	0	0	0	2-1	2	1.57	36	
5/9	AUBURN	1.0	1	0	0	0	0	0	0	0	2-1	3	1.52	20	
5/11	AUBURN	2.0	2	0	0	1	1	0	0	0	3-1	3	1.42	33	
5/13	at Murray State	2.0	0	0	0	0	3	0	0	0	3-1	3	1.34	24	
5/22	vs. #17 Mississippi State	4.0	4	1	0	0	1	0	0	0	4-1	3	1.19	45	
6/1	vs. Kansas	1.0	0	0	0	1	2	0	0	0	4-1	4	1.16	18	



## #27 • Justin Lewis

6-5 • 190 • Fr. • R/R • RHP

Suwanee, Ga.

[Greater Atlanta Christian]

• 19th round draft pick in 2014 (Padres)

### Outlook


Highly projectable right-hander ... Has a 6-foot-5 frame that needs to add strength ... Considered one of the best athletes on the team ... Has the ability to throw four pitches.

### High School

All-region and all-county selection as a senior in 2014 while playing for Cliff Shelton at Greater Atlanta Christian Academy ... Had a 7-3 record as a senior in 65 innings ... Finished third in school history in ERA in his career ... Hit .345 as a senior, belting three homers, with two going as walk-off blasts ... One walk-off homer came on senior night and a second in the first round of the state playoffs ... Hit .310 as a junior with two homers ... Paced team to a state runner-up finish as a senior ... Led team to back-to-back state championships in basketball ... Finished his final basketball season leading the club to a 32-0 record and a No. 11 final ranking by USA Today ... Member of the academic honor roll.

### Personal

Full name is Justin Mark Lewis ... Son of Joe and Robin ... Born on Aug. 10, 1995 in Suwanee, Ga. ... Has two high profile cousins, including former Kentucky basketball great and NBA veteran Chuck Hayes ... Also cousins with Seattle Seahawks cornerback Richard Sherman ... Active in the community, participating in the Fellowship of Christian Athletes, the Special Olympics and the Hosea Feed the Hungry program.



## #39 • Zach Logue

6-0 • 185 • Fr. • L/L • LHP

Mason, Ohio (Moeller)

### Outlook

Strike-throwing lefty had a breakout fall practice season and has positioned himself to compete for key innings in 2015 ... Has the ability to serve a variety of roles on the staff, including serving as a midweek starter ... Ability to attack the strike zone led to 75 percent of his first pitches going as strikes in the fall, a team high ... Also owned three pickoffs in the fall ... Has a three-pitch mix ... High school teammate with fellow UK classmate Riley Mahan.

### High School

Went 8-1 with a 1.20 ERA as a senior in 014, striking out 66 in 52 innings ... Also hit .385 as a senior, with eight doubles and one homer ... First-team all-state selection and a second-team All-America selection as a senior ... Named the D1 Cincinnati Player of the Year in 2014 ... Earned first-team All-GCL and first-team All-City honors as a senior ... As a junior earned first-team All-City and All-GCL honors ... Hit .455 as a junior ... Had an 8-1 record and a

1.12 ERA as a junior, striking out 56 in 56 innings ... Led team to a state D1 runner-up finish in 2014 and the state D1 championship in 2013 ... Played for coach Tim Held at Moeller High School ... A great student, earned academic all-state honors and owned a 4.0 GPA.

#### Personal

Full name is Zach Michael Logue ... Son of Russ and Jennifer Logue ... Has a younger brother, Seth (13) ... Born on April 23, 1996 in Cincinnati, Ohio ... Uncle, Dan Barnes, attended Kentucky.



### #3 • Riley Mahan

6-2 • 185 • Fr. • L/R • IF  
Cincinnati, Ohio (Moeller)

• 40th round draft pick in 2014 (Blue Jays)

#### Outlook

Dynamic left-handed hitting infielder has the ability to be one of the top freshmen in the SEC ... Has the ability to play anywhere in the infield and is competing for starting positions at second, third and shortstop ... Had seven doubles, three triples and a homer in his 90 at-bats in the fall ... Played high school with Zach Logue.

#### High School

Hit .367 as a senior with two doubles and a triple in nine games ... Batted .406 in 106 at-bats as a junior with eight doubles, five triples and a homer, driving in 30 ... Batted .311 as a sophomore with nine doubles and a triple ... Stole eight bases as a senior, 27 as a junior and 11 as a sophomore, only getting caught seven times ... Played in three consecutive final fours with the Crusaders, winning three Division I Championships, as a sophomore and junior ... Moeller's back-to-back state titles marked the first team to win consecutive titles in 17 years ... Team finished with a record 32-2 mark as a senior ... Played football as a freshman and sophomore ... Played for coach Tim Held at Moeller High School ... A first-team All-State, All-GCL and preseason All-America in 2014 ... Earned first-team All-State honors as a junior, in addition to honorable mention All-America honors ... Named honorable mention GCL as a sophomore.

#### Personal

Full name is Riley Scott Mahan ... Son of Scott and Rhonda ... Has a younger sister, Carlee (16) ... Born on Dec. 31, 1995 in West Chester, Ohio ... Father played football at Kent State.



### #26 • Tyler Marshall

6-1 • 185 • R-Fr. • L/R • IF  
Louisville, Ky. (Trinity)

#### Outlook

Son of former UK star John Marshall ... Has the ability to play first, second and third base in the infield ... Is working on adding strength to his frame ... Showed an ability to defend the hot corner in fall practice.

#### Summer

Played for the Fulton Railroaders in the Ohio Valley League, joining UK teammates Greg Fettes and Troy Squires ... Hit .270 (30-for-111) with two doubles, and 13 RBI.

#### 2014

Redshirted season.

#### High School

Third-team all-state selection as a senior ... First-team all-region junior and senior years...Named first-team all-district tournament team as a junior ... Tabbed as all-region honorable mention by Perfect Game ... Batted .381 with 20 RBI and 23 stolen bases as a senior ... Helped lead team to district championships his sophomore and junior seasons.

#### Personal

Full name is John Tyler Marshall ... Born Sept. 6, 1994 in Louisville, Ky. ... Son of John and Lynne Marshall, who both attended Kentucky ... Has a younger brother, Brett (16) ... Father played for the Phillies organization in 1988-89, playing in the Appalachian League, the South Atlantic League and the Florida State League ... Played in 128 minor league games, with a .266 average (115-for-465) with 14 doubles, one triple, 11 homers and 62 RBI.



## #17 • Taylor Martin

6-4 • 205 • R-Jr. • R/R • RHP  
Lexington, Ky.  
(Lexington Catholic)

- SEC Academic Honor Roll (2014)
- SEC Academic Honor Roll (2013)
- 2012 No. 9 prospect in the Perfect Game Collegiate League (*Baseball America*)
- 41st round draft pick in 2011 (Rockies)

### Outlook

Great story of 2014 after returning from injury that cost him the 2013 season after showing promise as a true freshman for the 2012 club and during the summer of his freshman year ... Returned to pitch in 12 games as a redshirt sophomore last season, working needed innings in an effort to return to full strength ... Has a projectable frame and great athleticism ... Was a high school basketball star locally, leading Lexington Catholic High School to the boy's Sweet 16 at Rupp Arena in three of four years ... Averaged 18.1 points per game and 7.3 rebounds per game as a senior.

### Summer

Started eight games for the Stasburg Express in the Valley League ... Had a 1-2 record and a 5.36 ERA, working 40.1 innings, allowing 19 walks and 45 hits, striking out 42 ... Had quality starts vs. Cannons and the Royals.

### 2014

Returned to the mound for the first time since suffering an injury during the summer of 2012 ... After redshirting 2013 while rehabbing the injury, returned to worked in 12 games in relief ... Totaled a 6.23 ERA in 17.1 innings, allowing 15 hits and seven walks, striking out 12 ... Worked in five SEC games, allowing three runs in 6.1 innings ... In eight games vs. SEC foes, worked 8.2 innings, allowing five runs on seven hits ... Tossed 6.2 innings at home, allowing just two runs ... Inherited five runners, allowing three to score, with the three coming in bases-loaded jam in an NCAA Tournament win over Kansas ... Made his return to the mound during the opening weekend, tossing 2.1 innings on 32 pitches vs. VMI ... Allowed a run the following weekend vs. St. Joe's ... Got an out vs. Eastern Michigan in his home debut of 2014 ... Worked an inning, allowing one run in an 11-4 win over Cincinnati in the second game of a doubleheader ... Tossed a shutout frame vs. Xavier in midweek action ... Was called on to eat up innings in four consecutive significant losses to save the bullpen for late future games, working two outs at No. 5 Vanderbilt, getting one out at Texas A&M and tossing 2.1 innings vs. No. 12 Ole Miss, also working two shutout innings in a seven-run loss vs. Auburn ... Worked a shutout inning at Georgia during the final weekend of the year ... With UK's pitching staff exhausted after playing its way into the quarterfinals of the SEC Tournament, was called on to worked 2.1 innings vs. No. 7 Florida, allowing no hits but two runs on two walks ... Worked three innings to save the bullpen vs. Kansas in an elimination game in the NCAA Tournament, allowing two runs on two hits and a walk.

### 2013

Missed the 2013 season due to injury ... Redshirted ... Had a dominant summer in the Perfect Game Collegiate League, leading Amsterdam to the league title while teaming with UK teammates Thomas Bernal and Chandler Shepherd ... Made nine starts for the Mohawks, with a 3-2 record and a 3.71 ERA ... Tossed 61 innings, allowing 51 hits and 19 walks, striking out 49 ... Held opponents to a .259 average.

### 2012

Appeared in six games in relief, as the Wildcats were blessed with a deep, talented bullpen that owned a 40-0 record when leading after seven innings ... Had a 0-0 record and a 2.25 ERA, tossing four innings, allowing five hits and one run, walking one and striking out three ... Made season debut with two outs vs. UIC ... Got two outs vs. Canisius, working around a double ... Worked an inning vs. Dayton, allowing two hits and one run ... Worked a shutout inning vs. No. 10 Ole Miss, getting an out vs. No. 19 Louisville ... Got one out vs. Cincinnati on April 17.

### High School

One of the top prospects in the state, turned down the Colorado Rockies as a 41st round pick in 2011 to attend Kentucky ... Rated as the fifth-best player in the state by IHigh.com and the second-best player in the state by MaxPreps.com ... Earned first-team All-State honors as a senior in 2011, posting a 7-0 record and a 0.96 ERA in 51 innings ... Led Lexington Catholic to the district and regional championship in 2011 and the state championship as a sophomore ... Star on the basketball court as a nominee for the Mc-





Donalds All-America game and as a third-team all-state performer ... Led Catholic to the state basketball Sweet 16 at Rupp Arena as a freshman, sophomore and senior ... Earned a total of eight letters ... Averaged 18.1 points per game for Catholic in 2010-11, shooting 59-percent from the field and 33-percent from 3-point range ... Led Catholic with 7.3 rebounds per game in 2010-11.

**Personal**

Full name is Taylor Brett Martin ... Son of Rodney and Carol ... Born Jan. 9, 1992 in Lebanon, Tenn. ... Father played baseball for UK (1984-85) and for Cumberland University (Tenn.) seeing time in the infield ... In 1984, Rodney played in 10 games for UK, batting .280 (7-for-25) with two RBI, one double and two stolen bases ... In 1985, Rodney played in 17 games for the Wildcats on a team that featured MLB standouts Terry Shumpert (2B) and Jim Leyritz (3B) in the infield ... Batted .256 (11-for-43) in 1985 with one double and four RBI.

**Career Stats**

**All Games**

Year	G-GS	W-L	ERA	SV	CG	SH	IP	H	R	ER	BB	SO
2012	6-0	0-0	2.25	0	0	0	4.0	5	1	1	1	3
2014	12-0	0-0	6.23	0	0	0	17.1	15	12	12	7	12
<b>Totals</b>	<b>18-0</b>	<b>0-0</b>	<b>5.48</b>	<b>0</b>	<b>0</b>	<b>0</b>	<b>21.1</b>	<b>20</b>	<b>13</b>	<b>13</b>	<b>8</b>	<b>15</b>

**SEC Games**

Year	G-GS	W-L	ERA	SV	CG	SH	IP	H	R	ER	BB	SO
2012	1-0	0-0	0.00	0	0	0	1.0	0	0	0	0	0
2014	5-0	0-0	4.26	0	0	0	6.1	7	3	3	2	5
<b>Totals</b>	<b>6-0</b>	<b>0-0</b>	<b>3.68</b>	<b>0</b>	<b>0</b>	<b>0</b>	<b>7.1</b>	<b>7</b>	<b>3</b>	<b>3</b>	<b>2</b>	<b>5</b>

**Career Bests**

Innings	3.0 vs. Kansas (6/1/14)
Strikeouts	3 vs. Florida (5/24/14)
Pitches Thrown	43 vs. Kansas (6/1/14)

**2014 Pitching Game-by-Game**

Date	Opponent	GS	IP	H	R	ER	BB	SO	2B	3B	HR	W-L	SV	ERA	NP
2/16	vs. VMI		2.1	2	3	3	1	1	0	0	0	0-0	0	11.57	32
2/21	vs. St. Joe's		1.0	2	1	1	1	0	1	0	0	0-0	0	10.80	24
3/1	EASTERN MICHIGAN		0.1	0	0	0	0	0	0	0	0	0-0	0	9.82	4
3/5	CINCINNATI		1.0	2	1	1	0	1	1	0	0	0-0	0	9.62	16
3/26	XAVIER		1.0	0	0	0	0	2	0	0	0	0-0	0	7.94	16
3/29	at #5 Vanderbilt		0.2	2	0	0	0	0	0	0	0	0-0	0	7.11	12
4/20	at Texas A&M		0.1	1	2	2	1	0	1	0	0	0-0	0	9.45	17
4/25	#12 OLE MISS		2.1	1	1	1	0	2	1	0	0	0-0	0	8.00	24
5/10	AUBURN		2.0	3	0	0	1	2	0	0	0	0-0	0	6.55	38
5/15	at Georgia		1.0	0	0	0	0	1	0	0	0	0-0	0	6.00	9
5/24	vs. #7 Florida		2.1	0	2	2	2	3	0	0	0	0-0	0	6.28	38
6/1	vs. Kansas		3.0	2	2	2	1	0	1	0	1	0-0	0	6.23	43

**2012 Pitching Game-by-Game**

Date	Opponent	GS	IP	H	R	ER	BB	SO	2B	3B	HR	W-L	SV	ERA	NP
3/3	UIC		0.2	1	0	0	0	1	0	0	0	0-0	0	0.00	13
3/10	CANISIUS		0.2	1	0	0	0	0	1	0	0	0-0	0	0.00	5
4/4	DAYTON		1.0	2	1	1	0	1	1	0	0	0-0	0	3.86	18
4/7	#10 OLE MISS		1.0	0	0	0	0	0	0	0	0	0-0	0	2.70	7
4/10	#19 LOUISVILLE		0.1	0	0	0	1	1	0	0	0	0-0	0	2.45	12
4/17	CINCINNATI		0.1	1	0	0	0	0	0	0	0	0-0	0	2.25	8



**#43 • Trey Miller**

6-0 • 190 • So. • R/R • IF  
Lexington, Ky.  
(Lexington Catholic/Michigan)

**Outlook**

Athletic Lexington native that will redshirt the 2015 season after transferring from Michigan ... Has good tools across the board and an ability to play the infield.

**Michigan (2014)**

Played in 30 games as a freshman, making 12 starts at third base ... Finished hitting .140 (6-for-43) with four runs, one homer and seven RBI, stealing 1-of-2 bases and owning a 6-9 walk-strikeout ratio ... Went 3-for-4 vs. Bowling Green on April 22, belting his first career homer ... Had Michigan's game-winning RBI in the eighth inning of a March 29 win over Iowa ... Had two RBI in a tilt vs. Nebraska ... Made first career start on March 1 vs. Appalachian State ... Had a single, two walks and a steal in a win over Purdue ... Played for coach Erick Bakich.

**High School**

An all-state selection at Lexington Catholic High School for coach Taylor Brooks ... Named a Rawlings Central Region honorable mention in 2013 ... Also named an Under Armor Preseason All-America honorable mention ... Named to the All-District Tournament team and the all-city team as a junior ... Was an honor roll student and a member of the Beta Club.

**Personal**

Full name is Thomas Anthony Miller III ... Goes by Trey ... Son of Mike and Karen ... Has a brother, Troy (21) ... Born on June 23 in Lexington, Ky. ... Mother was a cheerleader at Kentucky and his father played baseball.

**Career Stats (Michigan)**

**All Games**

Year	GP-GS	Avg.	AB	R	H	2B	3B	HR	RBI	BB	SO	SB-A
2014	30-12	.140	43	4	6	0	0	1	7	6	9	1-2



## #12 • Andrew Nelson

6-3 • 205 • Sr. • R/R • RHP

Omaha, Neb.

[Millard West/Cuesta]

• SEC Academic Honor Roll (2014)

### Outlook

Stepped into the UK pitching staff in his debut season and was a workhorse, serving nearly every role ... Grew up as a catcher, before finding a way onto the Cuesta CC (Calif) roster as a pitcher ... Versatile right-hander who throws strikes and has an aggressive mentality in attacking hitters ... Starred in the SEC Tournament with a 1.59 ERA in 5.1 innings, including a four-inning save in an elimination-game win over Alabama in Hoover, Ala. ... Was thrust into the weekend rotation after an injury to Kyle Cody in week four, making eight of UK's 10 SEC weekend starts ... Best outing came in a rubber-match at Alabama on SEC's opening weekend, coming an out away from a complete-game win, before allowing a game-tying homer with two outs in the ninth to suffer the no decision ... Had a heroic relief outing at Murray State in UK's regular-season non-conference finale that went 12 innings, working 4.2 innings to keep UK in the game ... Was the first arm called on in relief in UK's NCAA Tournament opener vs. Kansas, taking over with two outs in the first inning and working 4.1 innings to keep UK in striking distance ... Was the conference pitcher of the year in his final season at Cuesta College in 2013.

Read more about Andrew Nelson on page 75



### Summer

Played in 11 games with nine starts for the Victoria HarbourCats in the West Coast League ... Had a 0-4 record and a 7.15 ERA in 44 innings, allowing 52 hits, 29 walks and striking out 24.

### 2014

Had a solid season as a workhorse in the UK pitching staff, serving as a long reliever, middle reliever and weekend starter ... Appeared in 19 games with 10 starts, with a 3.94 ERA and a 2-5 record, earning one save ... Worked 75.1 innings, allowing 80 hits and 20 walks, striking out 37 ... Had a strong pair of relief outings in the SEC Tournament, working 5.1 innings and allowing one run with a 1.59 ERA ... Inherited six runners on the year, allowing three to score ... Appeared in 10 SEC games with eight starts, owning a 1-5 record and a 4.78 ERA in 49 innings, walking 14 and striking out 21 ... Was 1-0 with a 2.39 ERA in nine games and two starts vs. non-SEC foes, with one save in 26.1 innings, allowing 25 hits and six walks, striking out 16 ... Worked in 12 games with eight starts vs. SEC opponents, with a 1-5 record and a 4.45 ERA with one save, working 54.2 innings, allowing 14 walks and striking out 22 ... In nine home games, with six starts, had a 1-2 record and a 3.48 ERA in 33.2 innings ... Worked in six away games, with four starts, tossing 30 innings ... Tossed 11.2 innings in neutral site games ... Worked in eight games with three starts in games that UK won, with two earned runs and a 0.67 ERA ... Had a 3.19 ERA in 31 innings in March, a 7.11 ERA in 19 innings in April and had a 2.38 ERA in 22 innings in May ... Made his UK debut with 1.2 innings vs. VMI, allowing one run on a double ... Worked a shutout inning in UK's home opener vs. Wright State ... Made his first career start in the second game of a doubleheader vs. Cincinnati in midweek action, tossing four innings and allowing one earned run while working on a pitch count after throwing 10 pitches four days earlier and having the ability to start on the next Sunday ... Did earn that start in the four-game Ball State series, working 6.2 innings for his first career win, allowing one run ... Made his first career SEC start and had a nearly historic outing at Alabama, taking a 3-1 lead with two outs into the bottom of the ninth inning, before surrendering a game-tying two-run homer, with Alabama hitting a walk-off homer in the 10th inning ... Worked 5.1 innings and allowed four earned runs vs. No. 1 South Carolina, ... Worked 5.2 strong innings the following week at No. 5 Vanderbilt, allowing three runs as a tough-luck loser ... Worked five innings without allowing an earned run in a no-decision vs. No. 12 Florida ... Allowed four runs in six innings vs. Missouri, before allowing eight runs in four innings at Texas A&M and four runs in four innings vs. No. 12 Ole Miss ... Bounced back with 4.2 innings at Tennessee, allowing two runs on two hits, but suffering his fifth loss ... Moved to the bullpen the next weekend, tossing a shutout inning vs. Auburn, before shining with 2.1 innings of shutout relief at Murray State in a 13 inning marathon ... Worked 4.2 shutout innings in relief at Georgia ... Made his SEC Tournament debut with four shutout innings for a save vs. Alabama in an elimination game, clinching UK's 7-1 win ... Worked 1.2 innings four days later vs. Florida, allowing one run on five singles ... Allowed three runs in 4.1 innings vs. Kansas in the opener of the NCAA Tournament, as he was the first reliever called on after UK starter Kyle Cody struggled to get two outs in the first inning.





### Junior College

Played two seasons for coach Bob Miller at Cuesta College ... Won back-to-back conference championships as a freshman and sophomore at Cuesta ... Named first-team all-conference sophomore year at CC ... Awarded Western State Conference Pitcher of the Year in 2013 ... Named first-team All-Southern California his sophomore season.

### High School

Earned two letters for coach Frank Ryan at Millard West High School ... Helped lead his team to the state championship game his senior year ... Named 2011 all-region honorable mention by Rawlings ... Named 2010 underclass honorable mention by Perfect Game.

### Personal

Full name is Andrew Robert Nelson ... Born Sept. 19, 1992 in El Paso, Texas ... Son of Robert and Denise Nelson ... Has two younger brothers, Evan (16) and Eric (12).

### Career Stats

#### All Games

Year	G-GS	W-L	ERA	SV	CG	SH	IP	H	R	ER	BB	SO
2014	19-10	2-5	3.94	1	0	0	75.1	80	40	33	20	37

#### SEC Games

Year	G-GS	W-L	ERA	SV	CG	SH	IP	H	R	ER	BB	SO
2014	10-8	1-5	4.78	0	0	0	49.0	55	32	26	14	21

### Career Bests

Innings	8.2 at Alabama (3/15/14)
Strikeouts	5, twice, last vs. South Carolina (3/23/14)
Pitches Thrown	100 vs. Alabama (3/15/14)

### 2014 Pitching Game-by-Game

Date	Opponent	GS	IP	H	R	ER	BB	SO	2B	3B	HR	W-L	SV	ERA	NP
2/16	vs. VMI	1.2	3	1	1	0	1	1	0	0	0	0-0	0	5.40	31
2/25	WRIGHT STATE	1.0	1	0	0	0	0	0	0	0	0	0-0	0	3.38	19
3/1	EASTERN MICHIGAN	0.2	0	0	0	0	1	0	0	0	0	0-0	0	2.70	10
3/5	CINCINNATI	* 4.0	4	2	1	1	3	1	0	0	0	0-0	0	2.45	48
3/9	BALL STATE	* 6.2	5	1	1	1	4	1	0	0	1	1-0	0	1.93	84
3/15	at Alabama	* 8.2	7	3	2	0	5	0	0	1	1	1-0	0	1.99	100
3/23	#1 SOUTH CAROLINA	* 5.1	5	5	4	2	5	0	0	1	1	1-1	0	2.89	77
3/30	at #5 Vanderbilt	* 5.2	5	3	3	3	2	1	0	1	1	1-2	0	3.21	76
4/6	#12 FLORIDA	* 5.0	5	3	0	1	1	1	0	0	1	1-0	0	2.79	87
4/13	MISSOURI	* 6.0	10	4	4	3	2	2	0	0	1	1-3	0	3.22	92
4/20	at Texas A&M	* 4.0	10	8	8	1	0	0	0	0	1	1-4	0	4.44	56
4/27	#12 OLE MISS	* 4.0	6	4	3	1	1	2	0	1	1	1-4	0	4.61	64
5/3	at Tennessee	* 4.2	2	2	2	2	1	0	0	0	0	1-5	0	4.55	70
5/11	AUBURN	1.0	1	0	0	1	0	0	0	0	0	1-5	0	4.47	16
5/13	at Murray State	2.1	1	0	0	1	3	0	1	0	0	1-5	0	4.30	37
5/16	at Georgia	4.2	4	0	0	1	3	0	0	0	0	2-5	0	3.99	61
5/20	vs. Alabama	4.0	2	0	0	0	1	0	0	0	0	2-5	1	3.76	44
5/24	vs. #7 Florida	1.2	5	1	1	0	0	0	0	0	0	2-5	1	3.80	27
5/30	vs. Kansas	4.1	4	3	3	3	3	0	0	0	0	2-5	1	3.94	81



## #41 • Blake Oyler

6-0 • 175 • R-So. • R/R • RHP  
Louisville, Ky. (Male/Transylvania)

### Outlook

Transfer from Transylvania University made the team through walk-on tryouts and a good fall practice season in 2013 ... Has a good right-handed slider ... A great athlete, played both ways for Transy and coach Chris Camp-

bell ... Sat out 2014 as a redshirt while transferring ... A former star wide receiver at Male High School, leading the team in catches, yards, yards after catch and touchdowns as a senior .

### Summer

Pitched in 15 games with one starts for Elimira in the Perfect Game League ... Had a 1-2 record and a 4.15 ERA with three saves ... Worked 21.2 innings, allowing 24 hits and four walks, striking out 19.

### 2014

Redshirted season ... Played for the Lexington Hustlers in the Great Lakes Collegiate League ... Appeared in seven games with two starting assignments, earning a 1-3 record and a 2.31 ERA, saving one game ... Worked 23.1 innings, allowing 21 hits and 15 walks, striking out 18 ... Picked up first win of the summer with 6.2 innings in a start, allowing two earned runs.

### Transylvania (2013)

Played at Transylvania University in downtown Lexington for Chris Campbell ... Appeared in nine games with seven starts, owning a 1-2 record and a 2.72 ERA ... Worked 36.1 innings, allowing 29 hits and 24 walks, striking out 21 and holding opponents to a .234 average ... Also appeared in six games with one start in the outfield, going 1-for-4 with three runs scored and one walk ... In conference games, appeared in six games with five starts, owning a 1-2 record and a 3.16 ERA, striking out 11 and walking 19 in 25.2 innings.

### High School

Played at Louisville Male High School for coach Todd Driskell, earning four letters ... Had a 9-3 record and a 2.10 ERA in 2012, with 61.1 innings, walking 18, striking out 52 and earning two saves ... Hit .328 with five doubles, one triple, 15 RBI and seven steals at the plate in 2012 ... As a senior, was named second-team all-state, all-district and all-region, ranking as the No. 17 player in the state ... As a junior, earned all-district and all-region honors, playing in the Junior All-State Game and ranking as one of the top 50 players in the commonwealth ... Helped lead his team to the district championship as a sophomore, junior and senior... In 2011, Male earned a No. 1 ranking in the state and in 2012, Male was ranked as high as No. 18 in the nation ... Team won the region and advanced to the state semifinals in 2010 ... Also played football for four seasons and basketball as a freshman ... Football finished as the state runner up in 2011, winning the district championship ... Led football team in receptions, yards, yards after catch and touchdowns while starring at wide receiver in 2012 ... Was a four-year member of the academic honor roll and with a 3.5 GPA or higher, was a member of the Beta Club ... Was a region finalist for the Governors Scholar Program.

### Personal

Full name is Blake Richard Oyler ... Son of Sean and Holly ... Has an older brother, Jordan (23) ... Uncle Gus Oyler attended UK ... Comes from an athletic family, as father Sean played basketball at Western Kentucky and North Dakota State, grandfather played quarterback at Louisville and in the NFL and great grandfather, Richard Oyler was drafted by the Reds organization.



**#52 • Zach Pop**  
 6-4 • 215 • Fr. • R/R • RHP  
 Brampton, Canada  
 (Notre Dame Catholic)

**Outlook**

Talented Canadian product a prize of UK's 2015 recruiting class ... Has a great arm with good fastball movement ... Will have the ability to pitch in relief initially and a high upside ... Has the potential to join a long line of highly drafted Kentucky pitchers in the Gary Henderson era ... Has a three-pitch mix and a projectable 6-foot-4 frame.

**High School**

Member of the Canadian Junior National Team and coach Greg Hamilton ... Played with the Toronto Mets (coach Ryan McBride) and the Ontario Blue Jays (coach Doug Mathieson) ... Coached on Team Canada by pitching coach Chris Reitsma ... "Zach's come a long way," Reitsma said. "He's done really well. He's got a power arm – he's 91 to 93 [miles per hour] down there consistently and he's got a power sinker, pretty good slider, and the makings of a half-decent changeup." ... Participated in the Major League Scouting Bureau's pre-draft workout in Ontario and in mid-May of 2014 was up to 93 mph with his fastball at Perfect Game's National Pre-Draft Showcase ... Started pitching late in his youth career after growing up as a senior baseman.

**Personal**

Born on Sept. 20, 1996 in Brampton, Canada ... Son of Sheldon and Judy ... Has a younger sister, Hailey (15).



**#22 • Jared Proctor**  
 5-9 • 150 • Fr. • L/L • LHP  
 Bardstown, Ky. (Nelson County)

**Outlook**

Left-handed product of Bardstown ... Has shown good feel for throwing his curveball ... Has impressed with his competitive demeanor ... Has a three pitch mix ... Good athlete who is learning to defend his position.

**High School**

Two-time first-team All-State selection at Nelson County High School for coach Kelly Wood ... Set school records for lowest single-season ERA (0.64), hits (61) and steals (31), and single-game strikeouts (16) ... Was 6-0 in 2014 with a 0.64 ERA in 50.2 innings, striking out 101 ... Hit .422 with six doubles, 16 RBI and 21 steals ... Had a 9-2 record and a 1.61 ERA as a junior, striking out 103 in 60.1 innings, saving two games ... Hit .480 as a junior with 61 hits and 11 doubles, driving in 24 runs and stealing 31 bases ... Threw two no hitters in his career ... Tied the single-season wins record ... Named KHSBCA first-team All-State and All-District as a senior ... Named to the Florida Beach Bash All-Tournament Team ... Named to the 2013 Perfect Game 17U WWBA All-Tournament Team while playing with the Kentucky Baseball Club ... Named

the top prospect at the 2013 Perfect Game Ohio Valley Showcase ... A member of the A-B academic honor roll.

**Personal**

Full name is Jared Scott Proctor ... Son of Gary and Paula Proctor ... Has three siblings, brothers Brett (16) and Trey (nine) and sister Abigail (14) ... Born on June 17, 1996 in Bardstown, Ky. ... Mother played college basketball at St. Catherine College.



**#28 • Logan Salow**  
 6-2 • 185 • So. • L/L • LHP  
 Ashland, Ky. (Paul G. Blazer)

**Outlook**

Talented, fiercely competitive southpaw ... Had a great debut season in 2014, serving a variety of roles, including middle reliever, late-inning matchup relief, closer and making starts in the SEC and NCAA Tournaments ... Has good pitchability and a bulldog demeanor on the mound in attacking hitters ... Has been working to add strength to his frame ... With UK's pitching staff stretched thin in the SEC Tournament Quarterfinals vs. No. 7 Florida was called on to make his first career start, keeping UK in the game with 2.1 innings ... Had a heroic outing vs. No. 8 Louisville in the NCAA Louisville Regional Championship game, earning his second career start, and working six one-run innings, leading in the seventh inning trailing 1-0 ... Biggest relief outing came in a rubber match vs. No. 1 South Carolina, coming on to face left-handed hitting Max Schrock, getting the final out of the game for his first career save.

**Summer**

Pitched in seven games with six starts in the Perfect Game Collegiate League ... Owned a 3-2 record and a 4.13 ERA in 28.1 innings ... Allowed only 17 hits and 15 walks, striking out 24 ... Teamed with Balake Oyler on the Elimra Pioneers.

**2014**

Emerged as a go-to reliever for the Wildcats during his collegiate debut ... Appeared in 23 games with two starts, with a 2-4 record and a 4.65 ERA, saving one game ... Both of his starts came in the postseason, vs. No. 7 Florida in the SEC Tournament Quarterfinals and vs. No. 8 Louisville in the NCAA Louisville Regional Championship ... Worked 31 innings on the year, allowing 35 hits and 13 walks, striking out 27 ... Turned in a heroic start at Louisville in the regional final, making his second career start and putting on a bulldog effort to keep UK in the game, allowing one run in six innings as a hard-luck loser ... Inherited 23 runners, allowing just three to score ... Worked in 10 SEC games, with a 0-2 record and a 9.00 ERA in seven innings, allowing 10 hits, walking three and striking out three ... Appeared in 13 non-SEC games, with a 3.38 ERA and a 2-2 record in 24 innings ... Pitched in 13 games that UK won, with a 2-0 record and a 2.40 ERA in 15 innings ... Worked six innings without an earned run in February, had a 2.45 ERA in 3.2 innings in March, owned a 6.00 ERA in 12 innings in April, and a 16.20 ERA in 3.1 innings in May ... Worked 2.1 innings without allowing an earned run in his collegiate debut,



stranding the bases loaded in his first chance ... Struck out five of his seven outs recorded in his NCAA debut vs. UNC Wilmington ... Worked shutout frames vs. St. John's and Wright State in the home opener ... Worked 1.2 shutout innings vs. EMU, striking out four ... Got an out vs. Ball State, before suffering his first career loss at Alabama in the 10th inning ... Got one of the biggest outs of the year vs. No. 1 South Carolina, coming on to face Max Schrock to get a one-out save and clinch the series win ... Worked three strong innings vs. Morehead State, allowing one run and striking out three ... Picked up his second career win with 3.2 shutout innings at No. 8 Louisville, allowing five singles and striking out three ... Made first career start vs. No. 7 Florida in the SEC Tournament Quarterfinals as UK had a heavily taxed pitching staff ... Worked 2.1 innings and allowed two runs vs. the Gators ... Was called on a week later in an elimination game vs. No. 8 Louisville in the NCAA Tournament, working six strong innings and allowing just one run in a bulldog effort.

### High School

Led his team to the region championship and 2013 district championship at Paul Blazer High School ... Named 16th Region Player of the Year as junior and senior ... Was named all-area, and second-team all-state senior year ... Earned four varsity letters ... Was also a part of the four-time district championship basketball team, earning all-area in 2013 ... Was part of the 2011 district championship football team, also earning all-area honors in 2013.

### Personal

Full name Logan Ryan Salow ... Born on Sept. 27, 1994 in Ashland Ky. ... Son of Mike and Val ... Has two brothers Corey (22) and Eric (29) ... Father, Mike attended UK.

### Career Stats

#### All Games

Year	G-GS	W-L	ERA	SV	CG	SH	IP	H	R	ER	BB	SO
2014	23-2	2-4	4.65	1	0	0	31.0	35	20	16	13	27

#### SEC Games

Year	G-GS	W-L	ERA	SV	CG	SH	IP	H	R	ER	BB	SO
2014	10-0	0-2	9.00	1	0	0	7.0	10	8	7	3	3

### Career Bests

Innings	6.0 vs. Louisville (6/1/14)
Strikeouts	5 at UNC Wilmington (2/15/14)
Pitches Thrown	94 vs. Louisville (6/1/14)

### 2014 Pitching Game-by-Game

Date	Opponent	GS	IP	H	R	ER	BB	SO	2B	3B	HR	W-L	SV	ERA	NP
2/15	at UNC Wilmington	2.1	3	2	0	1	5	0	0	0	0	0-0	0	0.00	44
2/23	vs. St. John's	1.0	0	0	0	1	0	0	0	0	0	0-0	0	0.00	12
2/25	WRIGHT STATE	1.0	0	0	0	1	0	0	0	0	0	1-0	0	0.00	14
2/28	EASTERN MICHIGAN	1.2	0	0	0	1	4	0	0	0	0	1-0	0	0.00	28
3/7	BALL STATE	0.1	0	0	0	0	1	0	0	0	0	1-0	0	0.00	3
3/15	at Alabama	1.0	1	1	1	0	1	0	0	0	0	1-1	0	1.23	13
3/18	WESTERN KENTUCKY	1.0	1	1	0	0	1	0	0	0	0	1-1	0	1.08	16
3/22	#1 SOUTH CAROLINA	0.1	0	0	0	0	0	0	0	0	0	1-1	1	1.04	5
3/30	at #5 Vanderbilt	1.0	0	0	0	1	1	0	0	0	0	1-1	1	0.93	11
4/1	#8 LOUISVILLE	0.1	0	0	0	1	0	0	0	0	0	1-1	1	0.90	7
4/8	MOREHEAD STATE	3.0	3	1	1	0	3	1	0	0	0	1-1	1	1.38	38
4/11	MISSOURI	0.1	1	1	1	0	0	0	0	0	0	1-1	1	2.03	5
4/12	MISSOURI	0.2	0	0	0	0	0	0	0	0	0	1-1	1	1.93	2
4/15	at #9 Louisville	3.2	5	0	0	0	3	0	0	0	0	2-1	1	1.53	63
4/19	at Texas A&M	1.1	0	0	0	0	1	0	0	0	0	2-1	1	1.42	17
4/22	TENNESSEE TECH	1.1	4	4	4	1	2	1	0	1	1	2-1	1	3.10	32
4/27	#12 OLE MISS	1.1	6	3	2	0	0	2	0	0	0	2-2	1	3.74	31
5/3	at Tennessee	0.2	2	3	3	1	0	1	0	0	0	2-2	1	4.84	23
5/9	AUBURN	0.0	0	0	0	1	0	0	0	0	0	2-2	1	4.84	5
5/11	AUBURN	0.1	0	0	0	0	0	0	0	0	0	2-2	1	4.76	3
5/13	at Murray State	0.0	1	1	1	0	0	0	0	0	0	2-3	1	5.16	2
5/24	vs. #7 Florida	2.1	3	2	2	1	1	1	1	0	0	2-3	1	5.40	48
6/1	vs. #8 Louisville	6.0	5	1	1	3	4	3	0	0	0	2-4	1	4.65	94





**# 42 •**

## **Brad Schaezner**

6-2 • 205 • Fr. • R/L • LHP

Oxford, Mich.

[Lake Orion Community]

### **Outlook**

Native of Oxford, Mich., is an athletic left-hander with good stuff ... Has great upside and an ability to contribute in relief early in his career.

### **High School**

Set the school record with 266 career strikeouts ... Had a 8-2 record and a 1.47 ERA as a junior, striking out 77 in 57 innings ... Was called up to the varsity roster as a freshman ... As a junior, led Lake Orion to a 32-10 record, winning league, district and regional titles ... Batted .396 with 31 hits, four homers and 47 RBI ... Played with the Midwest Elite travel program ... Played football all four years and basketball as a freshman ... Was a preseason All-America selection in 2012 and 2013.

### **Personal**

Born on Sept. 26, 1995 in Rochester, N.Y. ... Son of Tom and Denise ... Has an older brother, Cole (22) ... Mother swam at the University of Illinois.



**# 5 • JaVon Shelby**

6-2 • 200 • So. • R/R • IF/OF

Lexington, Ky. [Tates Creek]

- 2014 PGCBL All-Star Starter (SS)
- SEC Freshman Academic Honor Roll (2014)
- 2014 All-SEC Freshman Team (2B)

• 37th round draft pick in 2013 (Brewers)

### **Outlook**

One of the top sophomores in college baseball, earned All-SEC Freshman honors in his debut season ... Has the ability to play nearly any position on the diamond, earning the opening day leftfield job and making his next 51 starts at second base ... Has tremendous upside and an ability to develop into a future star ... Is the brother of former UK great John Shelby (2004-06) and the son of 11-year big league veteran John Shelby, the current Milwaukee Brewers first base coach ... Owns jaw-dropping athleticism, great speed and arm strength ... Has missed both fall practice seasons due to injury in his first two seasons ... Got off to a sluggish start in his collegiate debut, attributable to missing all of fall practice, before emerging during UK's second week of SEC play as one of the top freshmen in the nation ... Will be relied on as a vital right-handed bat in a left-handed dominant UK lineup.

Read more about  
JaVon Shelby  
on page 77

### **Summer**

Starred for the Amsterdam Mohawks in the Perfect Game Collegiate League, joining UK teammates Zack Brown, Connor Heady and Marcus Carson ... The starting shortstop for the Eastern Division in the PGCBL All-Star Game ... Hit .239 (32-for-134) with 23 runs, 12 doubles, three homers and 21 RBI ... Had a 21-23 walk-strikeout ratio and stole nine bases.

### **2014**

Had an All-SEC Freshman season as UK's primary second baseman ... Hit .250 (45-for-180) with 38 runs, six doubles, two triples, four homers and 21 RBI ... Had a .372 slugging and a .351 on-base percentage ... Tied for the SEC freshmen lead with four homers ... In 29 SEC games, hit .240 (24-for-100) with two doubles, one triple, one homer and seven RBI ... Had 11 multi-hit games and five multi-RBI games ... Had a season-long six-game hitting streak, reaching base safely in 10 consecutive games ... Made 41 consecutive starts at second base to end the year ... Hit .588 (10-for-17) during a five-game hitting streak ... UK's opening-day starter in leftfield, made his next 51 starts at second base ... Hit .357 (15-for-42) as the leadoff hitter ... Batted .263 (21-for-80) in non-conference games ... In 33 games vs. SEC opponents, hit .243 (27-for-111) with 22 runs, two doubles, one triple, one homer and seven RBI ... Hit .303 (27-for-89) with five doubles, one triple, four homers and 16 RBI at Cliff Hagan Stadium ... Hit .282 (31-for-110) in games that UK won and .200 (14-for-70) in games that UK lost ... Batted .279 (19-for-68) in night games, with three homers ... Hit .154 (2-for-13) in February, .273 (15-for-55) in March, .315 (17-for-54) in April and .192 (10-for-52) in May ... Was 3-for-11 in the SEC Tournament with three walks and a strikeout ... Went 1-for-11 in the NCAA Tournament ... Batted .265 in SEC series openers and .300 in SEC series finales ... Made lone start in the outfield in the season lidlifter vs. No. 1 Virginia, going 1-for-3 with two runs a walk and RBI ... Next 51 starts came at second base ... Belted first career homer vs. Cincinnati, going 2-for-4 with a double and two RBI ... Started five-game hitting streak with a 3-for-3 game vs. No. 5 Vanderbilt in the series finale, adding two hit vs. No. 8 Louisville and twice vs. No. 12 Florida in the streak ... Belted a homer vs. Louisville, Tennessee Tech and No. 1 South Carolina ... Homer vs. South Carolina came vs. lefty Jordan Montgomery ... Had career high three RBI games vs. Tennessee Tech and No. 8 Louisville ... Had a 1-for-4 game at Texas A&M with a triple that narrowly missed being scored as an inside-the-park homer, ripping a line drive off the top of the wall in leftfield and sliding in headfirst to beat the tag ... Had a six-game hitting streak with single hits in each game over the Auburn-Georgia series.

### **High School**

A 37th round draft pick by the Milwaukee Brewers ... Earned four letters at Tates Creek for coach Dom Fucci ... Named all-city player of the year senior year ... Two-time regional and district champion ... Broke Tates Creek record for doubles in a season with 12 ... Batted .340 as a senior ... Named 2013 first-team all-region by Rawlings ... Had a batting average of .300 junior year ... Tabbed as 2012 underclassmen honorable mention by Perfect Game ... Played football his freshman year ... Was on the academic honor roll.



## Personal

Full name is JaVon Taylor Shelby... Born May 6, 1995 in Lexington, Ky. ... Son of Trina Shelby and John T. Shelby Jr. ... Has four brothers, John T. (29), Jeremy (27), Justin (25), and Jaren (16)... Has an older sister, Tiara (22)... Brother, John, played baseball at Kentucky and was drafted by the Chicago White Sox ... John is one of the more decorated performers in Kentucky history, leading UK from a last-place finish in 2005 to the 2006 SEC Championship, with John earning All-SEC honors at second base ... Finished his three-year UK career with a .307 (177-for-577) average, with 36 doubles, six triples, 33 homers and 131 RBI, stealing 42-of-54 bases and owning career marks of .562 (slugging) and .377 (on-base percentage) ... In 2005, John hit .344 with 10 homers, 52 RBI and 23 steals, before powering UK's championship team in 2006 with a .291 mark with 18 doubles, 18 homers, 56 RBI and 12 steals ... John went on to play six years in the Chicago White Sox and Tampa Bay Rays organization, reaching as high as triple-A with the Rays in 2011 ... John played in 646 minor league games, with 154 doubles, 34 triples, 76 homers and 339 RBI, stealing 112 bases ... Father played in the MLB and won two World Series with the Orioles and Dodgers, currently serving as a big league base coach for the Milwaukee Brewers ... Father John played 11-years in the big leagues, belting 70 homers and stealing 98 bases, with a .283 career MLB average ... Brother, Jeremy, played baseball at Grambling State and was drafted by the Padres ... Jeremy played in 109 games at Grambling State, with a .321 average, 12 homers, 61 RBI and 25 steals ... Cousin, Josh Harrison, played baseball at Cincinnati and was drafted by the Chicago Cubs, and was a 2014 National League all-star selection by the Pittsburgh Pirates ... Cousin, Vince Harrison, attended Kentucky and was drafted by the Marlins.

## Career Stats

### All Games

Year	GP-GS	Avg.	AB	R	H	2B	3B	HR	RBI	BB	SO	SB-A
2014	56-52	.250	180	38	45	6	2	4	21	23	42	0-2

### SEC Games

Year	GP-GS	Avg.	AB	R	H	2B	3B	HR	RBI	BB	SO	SB-A
2014	29-29	.240	100	19	24	2	1	1	7	8	24	0-0

### Miscellaneous

Year	SAC	SF	HBP	OBP	SLG	2-out H	2-out RBI	PO	A	E	FLD
2014	4	2	6	.351	.372	12	6	129	151	11	.962

## Career Highs

Hits	3, twice, last vs. Ole Miss (4/27/14)
RBI	3 vs. Louisville (4/1/14)
Runs Scored	3 vs. Ball State (3/9/14)
Hitting Streak	6 (5/9/14 - 5/16/14)

## 2014 Batting Game-by-Game

Date	Opponent	GS	AB	R	H	RBI	2B	3B	HR	BB	SB	CS	HBP	K
2/14	vs. #1 Virginia	LF	3	2	1	1	0	0	0	1	0	0	0	1
2/16	vs. VMI	*2B	5	0	1	1	0	0	0	0	0	0	0	3
2/21	vs. St. Joe's	PH/LF	2	0	0	0	0	0	0	0	0	0	0	1
2/23	vs. St. John's	LF	2	0	0	0	0	0	0	0	0	0	0	0
2/28	EASTERN MICHIGAN	PH/2B	1	0	0	0	0	0	0	0	0	0	0	0
3/1	EASTERN MICHIGAN	PH/2B	0	0	0	0	0	0	0	0	0	0	0	0
3/5	CINCINNATI	*2B	4	2	2	2	1	0	1	0	0	0	0	0
3/5	CINCINNATI	*2B	4	1	1	0	0	0	0	0	0	0	0	2
3/7	BALL STATE	*2B	5	0	1	0	0	0	0	0	0	0	0	1
3/8	BALL STATE	*2B	5	1	0	1	0	0	0	0	0	0	1	1
3/9	BALL STATE	*2B	4	3	2	2	1	1	0	1	0	0	1	0
3/11	at #16 Indiana	*2B	3	0	0	0	0	0	0	0	0	0	0	2
3/15	at Alabama	*2B	4	0	0	0	0	0	0	0	0	0	0	0
3/15	at Alabama	*2B	2	0	0	0	0	0	0	1	0	0	0	1
3/18	WESTERN KENTUCKY	*2B	4	0	2	0	1	0	0	0	0	0	0	1
3/21	#1 SOUTH CAROLINA	*2B	4	2	1	1	0	0	1	1	0	0	0	2
3/22	#1 SOUTH CAROLINA	*2B	3	1	1	0	0	0	0	0	0	0	0	2
3/23	#1 SOUTH CAROLINA	*2B	1	1	0	0	0	0	0	0	0	0	1	0
3/26	XAVIER	*2B	2	1	1	0	1	0	0	1	0	1	1	0
3/28	at #5 Vanderbilt	*2B	3	0	1	0	0	0	0	0	0	0	0	2
3/29	at #5 Vanderbilt	*2B	4	0	0	0	0	0	0	0	0	0	0	1
3/30	at #5 Vanderbilt	*2B	3	1	3	0	1	0	0	0	0	0	0	0
4/1	#9 LOUISVILLE	*2B	2	1	2	3	0	0	1	2	0	0	0	0
4/4	#12 FLORIDA	*2B	4	1	1	2	0	0	0	0	0	0	0	1
4/5	#12 FLORIDA	*2B	4	1	2	1	1	0	0	1	0	0	0	1
4/6	#12 FLORIDA	*2B	4	1	2	1	0	0	0	0	0	0	0	0
4/8	MOREHEAD STATE	*2B	3	0	0	0	0	0	0	1	0	0	0	1
4/11	MISSOURI	*2B	4	1	1	0	0	0	0	0	0	0	0	1
4/12	MISSOURI	*2B	3	1	0	0	0	0	0	0	0	0	0	1
4/13	MISSOURI	*2B	3	0	0	0	0	0	0	0	0	0	0	2
4/15	at #8 Louisville	*2B	2	0	1	1	0	0	0	2	0	0	0	1
4/18	at Texas A&M	*2B	4	1	2	0	0	0	0	0	0	0	0	0
4/19	at Texas A&M	*2B	4	2	1	0	0	1	0	0	0	0	0	1
4/20	at Texas A&M	*2B	3	0	0	0	0	0	0	0	0	0	0	0
4/22	TENNESSEE TECH	*2B	4	2	2	3	0	0	1	1	0	1	1	0
4/25	#12 OLE MISS	*2B	2	0	0	0	0	0	0	2	0	0	0	1
4/26	#12 OLE MISS	*2B	4	0	0	0	0	0	0	0	0	0	0	1
4/27	#12 OLE MISS	*2B	4	1	3	0	0	0	0	0	0	0	0	0
5/1	at Tennessee	*2B	5	2	1	0	0	0	0	0	0	0	0	1
5/2	at Tennessee	*2B	3	0	0	0	0	0	0	1	0	0	0	2
5/3	at Tennessee	*2B	2	0	0	0	0	0	0	1	0	0	0	1
5/9	AUBURN	*2B	3	0	1	0	0	0	0	0	0	0	0	0
5/10	AUBURN	*2B	3	0	1	0	0	0	0	1	0	0	0	1
5/11	AUBURN	*2B	5	1	1	0	0	0	0	0	0	0	0	1
5/13	at Murray State	*2B	3	1	1	0	0	0	0	2	0	0	0	0
5/15	at Georgia	*2B	5	1	1	0	0	0	0	0	0	0	0	1
5/16	at Georgia	*2B	4	1	1	1	0	0	0	0	0	0	0	0
5/17	at Georgia	*2B	3	0	0	1	0	0	0	0	0	0	0	0
5/20	vs. Alabama	*2B	4	2	2	0	0	0	0	1	0	0	0	0
5/21	vs. #7 Florida	*2B	3	0	0	0	0	0	0	1	0	0	0	1
5/22	vs. #17 Mississippi State	*2B	3	0	0	0	0	0	0	0	0	0	0	0
5/24	vs. #7 Florida	*2B	1	1	1	0	0	0	0	1	0	0	0	0
5/30	vs. Kansas	*2B	3	0	0	0	0	0	0	0	0	0	0	2
5/31	vs. Kent State	*2B	2	0	0	0	0	0	0	0	0	0	0	0
6/1	vs. Kansas	*2B	4	2	1	0	0	0	0	0	0	0	0	0
6/1	vs. #8 Louisville	*2B	2	0	0	0	0	0	0	0	0	0	0	1



## #11 • Matt Snyder

6-4 • 195 • R-Jr. • L/L • LHP

Albany, N.Y.

(Colonie Central/Virginia Tech/  
Fulton Montgomery CC/Temple)

- 2013 No. 7 prospect in the Perfect Game Collegiate League (*Baseball America*)
- 2013 No. 4 prospect in the Perfect Game Collegiate League (*Perfect Game*)
- 2013 first-team Perfect Game Collegiate League All-League
- 2013 Perfect Game Collegiate League All-Star

## Outlook

Talented southpaw is coming off a solid fall practice season ... Transferred from Temple in January, 2015 after the Owls announced disbanding the program, allowing him to transfer without penalty ... Broke out during the summer of 2013 while playing with UK teammates Kyle Barrett and Dylan Dwyer in the Perfect Game League, where he was named an all-star ... Pitched in nine



games during his debut season, including five SEC games ... Has a projectable frame and a deceptive delivery ... Owns three pitches, throwing a fastball, curveball and changeup ... Shined during the fall season, throwing 69-percent first-pitch strikes.

### Summer

Started 11 games for the Willmar Stingers in the Northwoods League ... Had a 3-3 record and a 5.70 ERA in 53.2 innings ... Issued 25 walks, allowed 57 hits and struck out 44 ... Entered his last start with a 4.01 ERA before allowing 11 runs in two innings.

### 2014

Pitched in nine games in his debut season at Kentucky, all in relief, with a 8.00 ERA in nine innings, allowing 11 hits and four walks, striking out six ... Appeared in five SEC games, allowing five runs in 5.1 innings ... Inherited seven runners, allowing six to score ... Made his UK debut on opening weekend coming on in the eighth inning to try to help UK lock down perfect weekend, before allowing a go-ahead three-run homer vs. VMI ... Responded after allowing the homer to strike out his next to hitters ... Worked a shutout inning vs. St. John's the following weekend, before returning to action the next two weekends with innings vs. EMU and Ball State ... Came on to get two outs at Alabama and at No. 5 Vanderbilt ... Worked an inning vs. No. 12 Florida, before allowing three runs on three hits in two innings at Texas A&M ... Worked an inning vs. No. 12 Ole Miss on April 25, his final outing of the year ... Was the most consistent pitcher in the Perfect Game Collegiate League, teaming with UK standouts Dylan Dwyer and Kyle Barrett in leading Amsterdam to the league title ... Amsterdam coaching staff featured former UK great and current staff member Mike Brown ... Made nine starts with a 5-0 record and a 1.35 ERA ... Worked 46.2 innings, allowing just 31 hits – 23 singles – and 19 walks, striking out 42 and holding opponents to a .187 average ... Had three starts of six innings and no earned runs ... Started and carried a shutout into the ninth inning of the PGCBL Championship game, scattering six hits over 8.1 innings, walking two and striking out three in his second postseason win.

### 2013 (Fulton Montgomery)

Earned first-team all-region honors ... Started nine games and turned in seven complete games ... Has a 4-4 record with a 2.36 ERA in 60.1 innings, striking out 96 ... Played summer baseball with the Albany Dutchmen of the Perfect Game Collegiate League, the circuit where UK's Chandler Shepherd was named the top prospect ... Went 3-3 with a 3.77 ERA in nine starts and seven appearances ... Worked 45.1 innings, allowing 47 hits and 17 walks, striking out 25, with opponents hitting a .263 clip.

### 2012 (Virginia Tech)

Redshirted season.

### High School

Played for coach Kevin Halburian at Colonie Central in New Albany, N.Y. ... Posted a 5-2 record with a 2.16 ERA in 11 games as a senior, striking out 61 in 48.2 innings ... Was named first-team Suburban Council all-star and Perfect Game first-team North-East All-Region ... Earned academic honor roll honors.

### Personal

Son of Tom and Mary Snyder ... Full name is Matthew Tyler Snyder ... Born Jan. 7, 1993 in Albany, N.Y.

### Career Stats

#### All Games

Year	G-GS	W-L	ERA	SV	CG	SH	IP	H	R	ER	BB	SO
2014	9-0	0-0	8.00	0	0	0	9.0	11	8	8	4	6

#### SEC Games

Year	G-GS	W-L	ERA	SV	CG	SH	IP	H	R	ER	BB	SO
2014	5-0	0-0	8.44	0	0	0	5.1	6	5	5	3	3

### Career Bests

Innings	2.0 at Texas A&M (4/20/14)
Strikeouts	2 vs. VMI (2/16/14)
Pitches Thrown	32 at Texas A&M (4/20/14)

### 2014 Pitching Game-by-Game

Date	Opponent	GS	IP	H	R	ER	BB	SO	2B	3B	HR	W-L	SV	ERA	NP
2/16	vs. VMI	0.2	1	1	1	0	2	0	0	0	1	0-0	0	13.50	16
2/23	vs. St. John's	1.0	0	0	1	1	0	0	0	0	0	0-0	0	5.40	26
3/1	EASTERN MICHIGAN	1.0	3	1	1	0	0	0	0	0	0	0-0	0	6.75	14
3/9	BALL STATE	1.0	1	1	1	0	0	0	0	0	0	0-0	0	7.36	17
3/14	at Alabama	0.2	0	0	0	1	0	0	0	0	0	0-0	0	6.23	13
3/29	at #5 Vanderbilt	0.2	1	0	0	0	1	0	0	0	0	0-0	0	5.40	12
4/5	#12 FLORIDA	1.0	1	1	1	0	1	0	0	0	0	0-0	0	6.00	19
4/20	at Texas A&M	2.0	3	3	3	1	0	0	0	1	0	0-0	0	7.88	32
4/25	#12 OLE MISS	1.0	1	1	1	1	1	0	0	0	0	0-0	0	8.00	16



## #16 • Troy Squires

5-11 • 190 • R-Fr. • L/R • IF/C

Elizabethtown, Ky.

(Central Hardin)

### Outlook

Versatile left-handed hitting infielder who is learning the catching position ... Has positioned himself through strong fall practice to be in the mix as UK's third catcher and in the infield ... Has shown good baseball savvy during his time in practice, with an ability to fill a variety of roles ... Hit .304 in 79 at-bats during the fall, with 51-percent of his at-bats going as quality trips to the plate, second-best on the club.

### 2014

Redshirted season ... Served a vital role as a bullpen catcher ... Earned spots on postseason trips due to his value as an extra catcher.

### High School

Helped lead team to a state championship sophomore year ... Four-time regional champion ... Also won the district championship all five seasons ... Tabbed second-team all-state senior year ... Named to the East/West All-Star Game as a junior and senior ... Named first-team all-region for three seasons ... Holds the school record in career hits, career RBI, career assists, and career games played ... Named to the Honor Roll and Academic All-State ... Played basketball all four years in high school.

### Personal

Full name is Troy Allen Squires ... Born Dec. 6, 1994 in Louisville, Ky. ... Son of Mary Ann and Scott Squires ... Has an older brother, Ryan (21), and a younger sister, Erika (18) ... Father

played baseball at Lindsey Wilson College ... Brother plays baseball at Campbellsville University ... Grandfather played baseball for the White Sox organization.



## #29 • Zach Strecker

6-4 • 225 • R-Jr. • R/R • RHP  
Louisville, Ky. (Eastern)

- SEC Academic Honor Roll (2014)
- 2013 Prospect League Summer All-Star
- SEC Academic Honor Roll (2013)

### Outlook

Strike-throwing machine is in his fourth year on UK's campus after earning a spot on the roster in 2012 ... Has added muscle to his 6-foot-4 frame ... Has a delivery that presents challenges to right-handed hitters ... Is a ground-ball machine, with a team-best 44 ground balls going as outs during the 2014 fall practice season ... Had a strong freshman season in 2013 and entered the year as the first option to replace record-setting closer Trevor Gott ... Was victimized by some poor defense and luck in his first two save chances, sliding into a middle relief role before breaking out late in the season in the SEC and NCAA Tournaments ... Fought through the emotion of two bench-clearing scuffles and an ejection in the NCAA Tournament outing at No. 8 Louisville, keeping UK in the game with 2.2 shutout innings in relief.

### Summer

Started eight games for the Valley Blue Sox in the New England Collegiate Baseball League ... Had a 2-5 record and a 3.19 ERA in 50.2 innings, allowing just eight walks, 54 hits and striking out 30 ... Worked at least six innings in all but one start, including at least seven innings in five starts.

### 2014

Pitched in 18 games with a 0-1 record and a 3.80 ERA in his sophomore season ... Worked 21.1 innings, allowing 10 hits and striking out 21 ... Opened the year as the first reliever called upon in a save situation to replace UK career record holder Trevor Gott, who shattered UK's relief records until signing in the draft in 2013 ... Moved into a middle relief, right-handed set-up man role in the middle of the season ... Worked in seventh SEC games, with a 4.26 ERA in 6.1 innings ... Appeared in 11 non-SEC games, with a 3.60 ERA in 15 innings ... Had a 2.70 ERA in nine games that UK won ... Worked five one-run innings in relief in the SEC and NCAA Tournament ... Inherited 12 runners and allowed only five to score ... Got the final out of UK's season-opening win over No. 1 Virginia ... Came on to try and get the save vs. VMI before a two-out error allowed two runs to score and suffering his first loss of the year ... Worked shutout innings vs. Wright State and Cincinnati, before earning the save opportunity vs. Ball State, UK's second save chance of the year ... Came on and allowed three runs on three hits and a walk, with UK suffering the loss in extra innings ... Worked two shutout innings vs. Missouri, before stretching out with extended outings vs. Tennessee Tech and No. 12 Ole Miss ... With UK's pitching staff decimated by injuries and early round games, came

on in relief of a 12 inning thriller vs. Mississippi State in the SEC Tournament, tossing a season-long 3.1 innings to keep UK in the game ... Had the best outing of his season in an emotion-filled outing at No. 8 Louisville in the NCAA Louisville Regional Championship, working around two singles and a walk in 2.2 shutout innings ... Had an all-star summer in the Prospect League with the Slippery Rock Sliders, where he teamed with UK outfielder Storm Wilson ... Was a workhorse in the league, going 5-2 with a 2.27 ERA in 10 games and eight starts ... Worked 63.1 innings, allowing five walks and 66 hits, striking out 28 ... Strecker worked one shutout and worked at least six innings in all eight of his starts ... Was named an all-star, pitching a scoreless inning for the East squad ... Worked a season-low six innings in his first start of the summer, winning his first three starts ... Worked eight shutout innings on June 19, seven shutout innings on June 26 ... Worked a complete game on July 20.

### 2013

Became a key right-handed reliever as a redshirt freshman ... Appeared in 16 games in relief, with a 1-1 record and a 2.35 ERA ... Tossed 15.1 innings, allowing 15 hits and five walks, striking out 15 ... Allowed opponents to hit .246 ... ERA was inflated after a UK outfielder lost a fly ball in the sun at Ole Miss with two outs, allowing two runs to score ... Appeared in five SEC games, working 3.1 innings, with the only runs allowed coming on the dropped fly ball at Ole Miss ... In 11 non-SEC games, had a 1-1 record and a 1.50 ERA in 12 innings, allowing 11 hits, two walks and 11 strikeouts ... Pitched in 11 games at Cliff Hagan Stadium, with a 1-0 mark and a 1.08 ERA in 8.1 innings ... Ranked second on the team with 12.3 ground-ball outs forced per nine innings ... With runners in scoring position, held opponents to a .192 average ... Inherited 18 runners, allowing just seven to score (39-percent) ... Without the dropped fly ball at Ole Miss, which allowed two of his four earned runs on the year to score, had a 1-1 record and a 1.20 ERA ... Made collegiate debut in the second game of the year, striking out two in a perfect, nine-pitch inning ... Came on to get right-handed hitters out late in the game vs. Kansas State, Murray State, Eastern Kentucky and Akron, allowing his first career run vs. Akron ... Worked 1.1 perfect innings vs. Michigan State ... Earned his first career win with 2.1 shutout, one-hit innings vs. Ohio ... Had a heroic outing in an 18-inning marathon at Western Kentucky, taking the mound in the bottom of the 14th inning with the bases loaded and no outs, wiggling out of the jam and tossing three more shutout innings for a depleted UK pitching staff, before WKU got a leadoff solo homer in the bottom of the 18th inning for a walk-off win ... Three days later, returned to the mound in a loss at No. 16 Ole Miss, getting one out and inducing a fly ball to rightfield that was lost in the sun, allowing two runs to score on his line with a two-run triple ... Played in the Midwest League with the DeKalb County Liners ... Appeared in 13 games with six starts, owning two saves, a 3-2 record and a 1.93 ERA ... Tossed 42 innings, walking 13, allowing 34 hits and striking out 25 ... In his summer debut, tossed seven, one-run innings on June 2 ... Worked as a starter late in the year, hurling 24 innings over his last four outings.

### 2012

Redshirted season.



## High School

A two-time first-team all-district honoree for coach John Morris at Eastern High School ... Led team in home runs (six) and shutout games pitched (two) during senior season ... Won Most Offensive Award, MVP, and Coaches Award as a senior ... Won pitching award as a junior and a senior ... Played in 6th/7th Region Senior All-Star game.

## Personal

Full name is Zachary Adam Strecker ... Son of Fred and Elaine ... Born Sept. 30, 1993 in Louisville, Ky. ... Has a brother, Fred (29) and a sister, Courtney (30).

## Career Stats

### All Games

Year	G-GS	W-L	ERA	SV	CG	SH	IP	H	R	ER	BB	SO
2013	16-0	1-1	2.35	0	0	0	15.1	15	7	4	5	15
2014	18-0	0-1	3.80	0	0	0	21.1	30	15	9	10	21
<b>Totals</b>	<b>34-0</b>	<b>1-2</b>	<b>3.19</b>	<b>0</b>	<b>0</b>	<b>0</b>	<b>36.2</b>	<b>45</b>	<b>22</b>	<b>13</b>	<b>15</b>	<b>36</b>

### SEC Games

Year	G-GS	W-L	ERA	SV	CG	SH	IP	H	R	ER	BB	SO
2013	5-0	0-0	5.40	0	0	0	3.1	4	2	2	3	4
2014	7-0	0-0	4.26	0	0	0	6.1	10	4	3	4	5
<b>Totals</b>	<b>12-0</b>	<b>0-0</b>	<b>4.66</b>	<b>0</b>	<b>0</b>	<b>0</b>	<b>9.2</b>	<b>14</b>	<b>6</b>	<b>5</b>	<b>7</b>	<b>9</b>

## Career Bests

Innings	4.0 at Western Kentucky (4/23/13)
Strikeouts	5 at Western Kentucky (4/23/13)
Pitches Thrown	52 at Western Kentucky (4/23/13)

## 2014 Pitching Game-by-Game

Date	Opponent	GS	IP	H	R	ER	BB	SO	2B	3B	HR	W-L	SV	ERA	NP
2/14	vs. #1 Virginia	0.1	0	0	0	0	0	1	0	0	0	0-0	0	0.00	4
2/16	vs. VMI	0.1	2	2	0	0	0	0	0	0	0	0-1	0	0.00	15
2/25	WRIGHT STATE	1.0	0	0	0	0	1	0	0	0	0	0-1	0	0.00	13
3/5	CINCINNATI	1.0	0	0	0	0	3	0	0	0	0	0-1	0	0.00	14
3/7	BALL STATE	1.0	3	3	2	1	2	1	0	0	0	0-1	0	4.91	33
3/18	WESTERN KENTUCKY	1.0	2	0	0	0	2	0	0	0	0	0-1	0	3.86	17
3/23	#1 SOUTH CAROLINA	0.1	0	0	0	0	1	0	0	0	0	0-1	0	3.60	3
3/26	XAVIER	1.1	3	2	0	1	1	0	0	0	0	0-1	0	2.84	26
3/29	at #5 Vanderbilt	0.1	2	2	1	0	1	0	0	0	0	0-1	0	4.05	17
4/11	MISSOURI	0.0	1	1	1	0	0	0	0	0	0	0-1	0	5.40	4
4/12	MISSOURI	2.0	2	0	0	1	2	1	0	0	0	0-1	0	4.15	35
4/22	TENNESSEE TECH	2.1	3	2	2	1	3	2	0	1	0	0-1	0	4.91	41
4/26	#12 OLE MISS	2.2	2	1	1	2	1	0	0	0	0	0-1	0	4.61	39
5/1	at Tennessee	1.0	2	0	0	0	0	0	0	0	0	0-1	0	4.30	7
5/13	at Murray State	0.2	1	0	0	1	0	0	0	0	0	0-1	0	4.11	10
5/17	at Georgia	0.0	1	0	0	1	0	0	0	0	0	0-1	0	4.11	10
5/22	vs. #17 Mississippi State	3.1	4	2	2	1	1	0	0	0	0	0-1	0	4.34	42
6/1	vs. #8 Louisville	2.2	2	0	0	1	2	0	0	0	0	0-1	0	3.80	31

## 2013 Pitching Game-by-Game

Date	Opponent	GS	IP	H	R	ER	BB	SO	2B	3B	HR	W-L	SV	ERA	NP
2/17	vs. Niagara	1.0	0	0	0	0	2	0	0	0	0	0-0	0	0.00	9
2/21	vs. Kansas State	0.1	0	0	0	0	1	0	0	0	0	0-0	0	0.00	4
2/26	MURRAY STATE	0.2	0	0	0	0	1	0	0	0	0	0-0	0	0.00	10
2/27	EASTERN KENTUCKY	0.0	0	0	0	1	0	0	0	0	0	0-0	0	0.00	4
3/3	AKRON	0.2	3	1	1	0	0	0	0	0	0	0-0	0	3.38	6
3/9	MICHIGAN STATE	1.1	0	0	0	0	0	0	0	0	0	0-0	0	2.25	10
3/12	OHIO	2.1	1	0	0	0	1	0	0	0	0	1-0	0	1.42	30
3/19	WESTERN KENTUCKY	0.0	1	0	0	0	0	0	0	0	0	1-0	0	1.42	7
3/27	MARSHALL	1.0	0	0	0	0	0	0	0	0	0	1-0	0	1.23	8
3/30	GEORGIA	0.2	1	0	0	1	0	0	0	0	0	1-0	0	1.12	14
4/5	at #2 LSU	1.1	1	0	0	0	3	1	0	0	0	1-0	0	0.96	17
4/13	TENNESSEE	0.2	1	0	0	0	1	1	0	0	0	1-0	0	0.90	8
4/16	#8 LOUISVILLE	0.2	2	3	0	0	1	1	0	0	0	1-0	0	0.84	15
4/23	at Western Kentucky	4.0	4	1	1	1	5	0	0	1	1-1	0	1.23	52	
4/26	at #16 Ole Miss	0.1	1	2	2	2	0	0	1	0	0	1-1	0	2.40	17
5/11	#1 VANDERBILT	0.1	0	0	0	0	0	0	0	0	0	1-1	0	2.35	2



## #25 • Ka'ai Tom

5-9 • 185 • Jr. • L/R • OF/2B  
Kaneohe, Hawaii  
(St. Louis HS/Fort Scott CC)

- 2014 first-team All-SEC (OF)
- 2013 NYCBL Summer All-Star
- 2013 NJCAA third-team All-America (OF)

## Outlook

One of the top performers in college baseball, earned first-team All-SEC honors in his debut season, narrowly missing the batting crown for SEC conference games with a .373 mark ... A hitting machine that sprays line drives to all fields and has surprising pop for a 5-foot-8 left-handed hitter ... Has great speed and an ability to be an above-average defensive outfielder ... Owns an accurate arm and has yet to make an error in his collegiate career ... Before joining UK, put up monster numbers at Fort Scott Junior College, batting .387 with 11 homers and 57 RBI in 2013 ... The first Hawaiian born player in UK baseball history ... Attended the same high school as Oregon's 2014 Heisman winning quarterback Marcus Mariota.

Read more about Ka'ai Tom on page 76

## Summer

Played in four games with the Wisconsin Woodchucks in the Northwoods League ... Hit .417 (5-for-12) with five runs, one double, one RBI and one steal.

## 2014

Had a dynamic first-team All-SEC season for the Wildcats in 2014 ... Hit .328 (67-for-204) with 40 runs, 13 doubles, three homers and 41 RBI in 54 games and 53 starts ... Finished with a .414 on-base percentage and a .436 slugging mark ... Had a 22-18 walk-strikeout ratio ... Opened his career reaching base safely in 24 consecutive games and reached base safely in 48 of his 53 games ... Was hit by ninth pitches, laying down two sacrifice bunts and hanging two sacrifice flies ... Stole 14-of-18 bases, playing errorless defense and charting five outfield assists ... Ranked second in the SEC in average in league play, batting .373 (38-for-102) with seven doubles, two homers and 21 RBI, stealing 5-of-6 bases ... Had a .500 slugging and a .439 on-base percentage in SEC games ... Had 19 multi-hit games and 10 multi-RBI games ... Ran up a 12-game hitting streak in April and May ... Made all 53 starts in leftfield ... Hit No. 4 (13 times), No. 5 (32 times), No. 6 (seven times) and No. 8 (once) in the batting order ... Totaled 17 two-out RBI and 27 two-out hits ... Hit left-handed pitching better than righties ... Batted .313 with runners on base, .362 with runners on and two outs, and .324 with runners in scoring position and two outs ... Was 4-for-11 with the bases loaded with 10 RBI ... Was a .379 (30-for-79) hitter from the sixth inning through extras, with 21 RBI ... Hit .284 (29-for-102) in non-conference games, with six doubles, one homer and 20 RBI ... Led UK in 30 games vs. SEC foes, batting .358 (43-for-120) with nine doubles, two homers and 25 RBI ... Was a .343 (35-for-102) hitter at Cliff Hagan Stadium ... Led the Wildcats in road games, hitting .344 (22-for-64) with two doubles,





two homers and 14 RBI in 16 games ... Led UK in games that UK lost, hitting .341 (28-for-82) with three doubles, one homer and 12 RBI ... Hit .331 (42-for-127) in day games and .325 (25-for-77) in night games ... Batted .308 (8-for-26) in February, .333 (15-for-45) in March, .328 (19-for-58) in April and .324 (22-for-68) in May ... Hit .278 (5-for-18) with two doubles and four RBI in the SEC Tournament ... Was 4-for-15 with a homer and four RBI in the NCAA Tournament ... Made first career start in UK's second game of the year, going 3-for-3 at UNC Wilmington, with a RBI ... Reached base safely in the next 23 games ... Had a three-RBI game in a win over Eastern Michigan with a pair of doubles ... Stole a pair of bases in a 2-for-2 game vs. Ball State ... Drew a career-best three walks in a midweek tilt with Western Kentucky and vs. No. 12 Florida ... Went 3-for-5 with an RBI and two steals vs. Missouri in the series opener ... Had back-to-back three-hit games vs. No. 12 Ole Miss ... Belted his first career homer in three-RBI game at Tennessee in the series-opening rout ... Had a three-hit game vs. Auburn in the series opener ... Started a 12-game hitting streak in the final two games vs. Ole Miss, including four three-hit games during the stretch, belting two homers and owning five doubles ... Hit a three-run homer vs. Kansas to tie the game after allowing a three-run inning in the first in the NCAA Tournament regional opener ... Played in 34 games in the New York Collegiate Baseball League for the Sherrill Silversmiths ... Batted .278 (27-for-97) with 27 runs, four doubles, two triples, six homers and 25 RBI ... Owned a 20-20 walk-strikeout ratio and stole 14-of-18 bases ... Reached base safely in 29 of 34 games ... Had a two-homer game on June 5, going 2-for-2 with four runs scored, also drawing a pair of walks ... Hit over .300 for the first 30 games of the summer, before going 1-for-13 to finish at .278 ... Transfer from Fort Scott Community College ... Coached by John Hill ... Batted .387 with 11 home runs and 57 RBI in 53 games ... Was named third-team NJCAA All-America and first-team all-conference and all-region ... Also earned a KJCCC Conference and NJCAA Player of the Week award.

### High School

Played high school ball for coach George Gusman at Saint Louis High School ... Three-time all-state selection ... Won back to back conference championships as a sophomore and junior ... Honored as a scholar athlete his freshman and senior years ... Won a state championship in football as a junior.

### Personal

Full name is Blaze Ka'ai Tom...Born on May 24, 1994 in Honolulu, Hi. ... Youngest son of Bobbie Tom ... Has two older brothers, Jordan (29) and Kainoa (23), and a sister, Mari (26) ... Father played baseball at Washington State ... Grandfather played baseball at Oregon ... Brother, Jordan, played baseball at Oregon State ... Brother, Kainoa, played baseball at Hartnel Junior College.

### Career Stats

#### All Games

Year	GP-GS	Avg.	AB	R	H	2B	3B	HR	RBI	BB	SO	SB-A
2014	54-53	.328	204	40	67	13	0	3	41	22	18	14-18

#### SEC Games

Year	GP-GS	Avg.	AB	R	H	2B	3B	HR	RBI	BB	SO	SB-A
2014	26-26	.373	102	17	38	7	0	2	21	8	13	5-6

#### Miscellaneous

Year	SAC	SF	HBP	OBP	SLG	2-out H	2-out RBI	PO	A	E	FLD
2014	2	2	9	.414	.436	27	17	113	5	0	1.000

#### Career Highs

Hits	3, 6x, last at Georgia (5/16/14)
RBI	3, 4x, last vs. Kansas (5/30/14)
Runs Scored	2, 7x, last at Georgia (5/17/14)
Hitting Streak	12 (4/26/14 - 5/17/14)

#### 2014 Batting Game-by-Game

Date	Opponent	GS	AB	R	H	RBI	2B	3B	HR	BB	SB	CS	HBP	K
2/15	at UNC Wilmington	*LF	3	1	3	1	0	0	0	0	0	0	0	0
2/16	vs. VMI	PH/OF	0	1	0	0	0	0	0	0	0	0	1	0
2/17	at USC Upstate	*LF	5	1	2	0	0	0	0	0	0	1	0	0
2/21	vs. St. Joe's	*LF	2	1	0	0	0	0	0	2	1	0	0	0
2/22	at Old Dominion	*LF	5	1	1	0	0	0	0	0	1	0	0	0
2/23	vs. St. John's	*LF	3	2	1	0	0	0	0	1	0	0	0	0
2/25	WRIGHT STATE	*LF	4	0	0	0	0	0	0	0	0	0	1	0
2/28	EASTERN MICHIGAN	*LF	4	1	1	0	1	0	0	1	1	0	0	0
3/1	EASTERN MICHIGAN	*LF	4	1	2	3	2	0	0	0	0	0	0	0
3/1	EASTERN MICHIGAN	*LF	4	1	1	1	0	0	0	0	1	0	0	0
3/5	CINCINNATI	*LF	3	1	1	2	1	0	0	1	0	0	0	0
3/5	CINCINNATI	*LF	3	1	1	1	0	0	0	0	0	0	0	1
3/7	BALL STATE	*LF	5	1	2	2	0	0	0	1	0	1	0	0
3/8	BALL STATE	*LF	2	2	2	0	0	0	0	0	2	0	0	0
3/18	WESTERN KENTUCKY	*LF	2	2	0	0	0	0	0	3	0	0	0	0
3/21	#1 SOUTH CAROLINA	*LF	5	1	1	0	0	0	0	0	1	0	0	0
3/22	#1 SOUTH CAROLINA	*LF	3	0	1	0	0	0	0	0	0	0	0	1
3/23	#1 SOUTH CAROLINA	*LF	4	1	1	0	0	0	0	0	0	0	0	1
3/26	XAVIER	*LF	3	2	1	0	0	0	0	1	1	0	0	0
3/28	at #5 Vanderbilt	*LF	3	1	0	0	0	0	0	1	0	0	0	2
3/30	at #5 Vanderbilt	*LF	4	0	2	1	0	0	0	0	0	0	0	1
4/4	#12 FLORIDA	*LF	5	0	2	0	0	0	0	0	0	0	0	1
4/5	#12 FLORIDA	*LF	2	2	0	0	0	0	0	3	0	1	0	0
4/6	#12 FLORIDA	*LF	4	1	1	1	0	0	0	0	0	0	1	0
4/8	MOREHEAD STATE	*LF	4	0	0	1	0	0	0	0	0	0	0	0
4/11	MISSOURI	*LF	5	0	3	1	0	0	0	0	2	0	0	0
4/12	MISSOURI	*LF	4	1	2	2	2	0	0	0	0	0	0	1
4/13	MISSOURI	*LF	4	0	0	0	0	0	0	0	0	0	0	1
4/15	at #9 Louisville	*LF	4	1	0	1	0	0	0	1	1	0	0	0
4/18	at Texas A&M	*LF	3	0	1	2	0	0	0	1	0	0	0	0
4/19	at Texas A&M	*LF	3	1	2	1	0	0	0	0	0	0	1	0
4/20	at Texas A&M	*LF	3	1	1	0	0	0	0	0	1	0	0	1
4/22	TENNESSEE TECH	*LF	4	1	1	0	0	0	0	1	0	0	0	1
4/25	#12 OLE MISS	*LF	3	0	0	0	0	0	0	0	0	0	0	0
4/26	#12 OLE MISS	*LF	5	0	3	0	1	0	0	0	0	0	0	1
4/27	#12 OLE MISS	*LF	5	0	3	2	1	0	0	0	0	0	0	0
5/1	at Tennessee	*LF	4	2	1	3	0	0	1	1	0	0	0	1
5/2	at Tennessee	*LF	4	0	1	1	0	0	0	0	0	0	0	2
5/3	at Tennessee	*LF	4	0	1	0	0	0	0	0	0	0	0	1
5/9	AUBURN	*LF	4	0	3	2	0	0	0	0	0	0	0	0
5/10	AUBURN	*LF	4	1	2	0	1	0	0	0	0	0	0	0
5/11	AUBURN	*LF	3	1	1	1	0	0	0	1	0	0	2	1
5/13	at Murray State	*LF	5	0	1	0	0	0	0	0	0	0	1	0
5/15	at Georgia	*LF	5	1	2	3	0	0	1	0	1	0	0	0
5/16	at Georgia	*LF	5	1	3	1	2	0	0	0	0	0	0	0
5/17	at Georgia	*LF	4	2	1	0	0	0	0	1	0	0	0	0
5/20	vs. Alabama	*LF	5	0	0	1	0	0	0	0	0	0	0	0
5/21	vs. #7 Florida	*LF	4	0	1	1	1	0	0	0	0	0	0	0
5/22	vs. #17 Miss. State	*LF	4	1	2	1	1	0	0	0	0	0	1	0
5/24	vs. #7 Florida	*LF	5	0	2	1	0	0	0	0	0	0	0	1
5/30	vs. Kansas	*LF	4	1	1	3	0	0	1	0	0	0	0	0
5/31	vs. Kent State	*LF	4	0	0	0	0	0	0	0	0	0	0	3
6/1	vs. Kansas	*LF	4	0	1	1	0	0	0	1	1	1	0	0
6/1	vs. #8 Louisville	*LF	3	0	2	0	0	0	0	1	0	0	0	0



**#19 • Evan White**  
 6-3 • 200 • Fr. • R/L • 1B/OF  
 Gahanna, Ohio (Gahanna Lincoln)

**Outlook**

One of the gems of Kentucky's incoming class ... A left-handed hitting first baseman with great upside and projection ... Had a great fall and positioned himself to compete for a starting job at first base ... An elite defensive first baseman ... A good athlete that can also play in the outfield if needed ... Hit .308 during 91 fall at-bats, owning three doubles and two homers.

**High School**

The All-Ohio Baseball Player of the Year ... Set school records for hits in a season (50), career doubles and RBI ... Rated as the 13th best Ohio prospect available in the 2014 MLB Draft ... Played for coach Mike Shade at Gahanna Lincoln ... Earned first-team All-State, All-Region and All-District honors as a junior and senior ... Also earned all-district and all-conference honors as a sophomore and honorable mention accolades as a freshman ... Led team to the regional championship as a junior and senior and three district championships ... Played basketball as a freshman.

**Personal**

Full name is Evan McKee White ... Son of Joe and Erin ... Has a brother, Jarod (15) and a sister, Kendall (11) ... Born on April 26, 1996 in Columbus, Ohio ... Grandfather and uncle played in the Cincinnati Reds organization.



**#30 • Bo Wilson**  
 5-11 • 180 • Jr. • R/R • RHP  
 Brandenburg, Ky.  
 (Meade Co./Air Force Academy)

**Outlook**

Great story, transferred to his home state school after spending two years playing for the Air Force Academy ... A civil engineering major at Air Force, Wilson did not pass the vision test in depth perception required for pilots following his sophomore year in 2014 ... After his junior season, Wilson would have been committed to five years of active duty, for a total commitment of nine years, without the option of becoming a pilot, his lifelong goal ... Because the opportunity to live out his dream and follow in his father's footsteps of being a pilot was no longer, the NCAA granted a waiver that will allow him to compete immediately for Kentucky in 2015 ... Has a funky right-handed delivery and a fearless demeanor on the mound, impressing the UK coaching staff during the fall ... Could be an important piece in the Kentucky bullpen.

**Air Force (2014)**

Appeared in a team-leading 27 games, with seven starts, owning a 5-3 record and a 4.92 ERA ... Worked 56.2 innings, allowing 68 hits and just 13 walks, striking out 43, not allowing a homer ... The leading pitcher on the staff in conference games, owning a 3-2 mark

and a 3.73 ERA in 16 games and two starts, tossing 31.1 innings with eight walks and 23 strikeouts.

**Air Force (2013)**

Served as the closer for the club in his collegiate debut, appearing in 21 games in relief ... Had two saves, ninth in the league, and 11 games finished, seventh-best in the conference ... Led all Air Force relievers with a 5.40 ERA ... Struck out 17 and walked only three in 25 innings, sporting a 1-0 record ... Picked up first career win vs. San Diego State, earning saves vs. St. Bonaventure and Nevada ... Had a stretch of 10 consecutive outings without allowing an earned run ... Pitched in a career-long four innings vs. Gardner-Webb ... Earned Academic All-Mountain West honors.

**High School**

Lettered four years in baseball, basketball and football at Meade County High School ... Earned all-state, all-area, all-region, area pitcher of the year accolades as a senior ... All-region as a sophomore and junior ... All-area as a freshman ... All-area in football and basketball as a junior and senior ... All-region in basketball as a senior ... National Honors Society member ... Academic all-state in all three sports ... High school baseball coach was Todd Clanton ... Played summer ball for the Louisville Baseball Club, coached by Corky Morse.

**Personal**

Born on July 28, 1993 in Newman, Ga. ... Son of Ben and Maggie Wilson ... Has two younger siblings, brother Tate (19) and sister Katie (16) ... Grandfather, Bud Wilson, attended UK ... Was the fifth member of his family to attend the Air Force Academy, including his father, who played baseball.

**Career Stats (Air Force Academy)**

All Games												
Year	G-GS	W-L	ERA	SV	CG	SH	IP	H	R	ER	BB	SO
2013	21-0	1-0	5.40	2	0	0	25.0	36	17	15	3	17
2014	27-7	5-3	4.92	0	0	0	56.2	68	37	31	13	43
<b>Totals</b>	<b>48-7</b>	<b>6-3</b>	<b>5.11</b>	<b>2</b>	<b>0</b>	<b>0</b>	<b>81.2</b>	<b>104</b>	<b>54</b>	<b>46</b>	<b>16</b>	<b>60</b>



**#8 • Storm Wilson**  
 5-11 • 200 • R-So. • L/R • OF  
 Science Hill, Ky. (Somerset)

- SEC Academic Honor Roll (2014)
- 2013 Prospect League Summer All-Star

**Outlook**

After redshirting in 2013 and revamping his swing that arrived in Lexington as a switch hitter, established himself as a hitting machine in 2014 ... Drew instant comparisons to UK great Chad Wright in 2014 with his constant ability to put together quality at-bats and his two-strike approach ... Tied with JaVon Shelby and Alabama's Casey Hughston for the SEC homer lead among freshman (four) ... Had worked hard to revamp his swing from 2013 and to add muscle in the weight room ... Had a SportsCenter top-10 play in the series opener at Tennessee after leg-

Read more about Storm Wilson on page 78



ging out an inside-the-park homer ... Has good speed and an ability to be an above-average outfielder ... Led UK with 54-percent of his at-bats during the fall going as quality plate appearances.

### Summer

Played in 36 games for the Valley Blue Sox in the New England Collegiate Baseball League, teaming with Zach Strecker ... Hit .254 (30-for-118) with three doubles, one triple and four RBI, stealing eight bases ... Had a 7-25 walk-strikeout ratio.

### 2014

Had a strong freshman season after redshirting the 2013 season, ranking tied with Alabama's Casey Hughston and UK second baseman JaVon Shelby for the home run lead among SEC freshman (four) ... Played in 45 games with 34 starts, hitting .289 (37-for-128) with 25 runs, six doubles, four homers and 20 RBI ... Had a 16-20 walk-strikeout ratio, getting plunked by 15 pitches ... Had a .420 on-base percentage – third-best on the team – slugging .430 ... Was better in SEC play than against non-conference competition, hitting .329 (24-for-73) in 24 games and 19 starts, with six doubles, three homers and 11 RBI ... Reached base safely in 31 of his 34 starts, including a stretch of 19 consecutive in April and May ... Reached base safely in 39 of his 45 games ... Hit .349 (15-for-43) in 18 games at Cliff Hagan Stadium, with three homers ... Hit .269 (14-for-52) with two doubles, one homer and seven RBI in 17 road games ... Had UK's second-best average in night games, hitting .356 (16-for-45) with three homers and 12 RBI ... Hit .333 (3-for-9) in February, .226 (7-for-31) in March, .409 (9-for-22) in April, .305 (18-for-59) in May and was 0-for-7 in two June games in the NCAA Tournament ... Was 5-for-17 in the SEC Tournament, drawing two walks and stealing a base ... Was 1-for-13 in the NCAA Tournament, with three runs, three walks and a hit by pitch ... Collected first career hit off the bench in UK's win over St. Joe's ... Earned first start the following day and drove in the game-winning runs with a two-out, two-RBI knock in the late innings at Old Dominion ... Was hit by a pitch in five consecutive games ... Came off the bench to score three runs in a rout of Ball State ... With Ka'ai Tom nursing a hamstring injury during UK's series at Alabama, made his first three career SEC starts, collecting three hits in the series, including a 2-for-5 game in the series finale ... Hit a pinch-hit homer in the ninth inning vs. Morehead State, the first ninth-inning, pinch-hit homer for the Wildcats since Gunner Glad at Coastal Carolina in 2009 ... Is one of just four players since 2004 in UK history to hit ninth-inning, pinch-hit homers ... Had a great series in UK's sweep at the hands of No. 12 Ole Miss, going 5-for-8 with solo homers in the opener and finale ... In UK's series opener at Tennessee, the SEC ESPNU Thursday Night Game of the Week, had a four-RBI outing, with a double and an inside-the-park homer after the ball got behind a diving leftfielder, mottoring home for his third homer in his last four games ... Ran up a 12-game hitting streak from April 19-May 15 at Georgia that ended with a two-walk outing ... Went 2-for-5 in UK's 12-inning thriller vs. No. 21 Mississippi State in the SEC Tournament Semifinals ... Had a breakout summer in earning all-star honors in the Prospect League for the Slippery Rock Sliders, teaming with UK righty Zach Strecker ... Played in 55 games, hitting .288 (61-for-212) with 33 runs, 10 doubles, two triples, 17 RBI and a 16-21 walk-strikeout

ratio ... Stole 15-of-18 bases ... Came off the bench in the all-star game, getting an at bat and adding a walk ... Average was over .300 all summer until dropping below in the last two games of the year ... Had a 4-for-5 game vs. Chillicothe and stole two bases twice.

### 2013

Redshirted season.

### High School

The Commonwealth Journal/Clear Channel Baseball Player of the Year ... Earned all-county honors ... Led the team with a .557 average as a senior, adding three homers, 13 triples, 24 RBI and 38 runs ... Stole 25-of-28 bases as a senior ... Earned four letters under coach Phil Grundy ... Played football all four years ... Ran track junior year ... Named first-team all-state in football as a senior.

### Personal

Full name is Austin Storm Wilson ... Born July 12, 1993 in Somerset, Ky. ... Son of Reggie and Denise Wilson ... Brother is Macon (13).

### Career Stats

#### All Games

Year	GP-GS	Avg.	AB	R	H	2B	3B	HR	RBI	BB	SO	SB-A
2014	45-34	.289	128	25	37	6	0	4	20	16	20	3-4

#### SEC Games

Year	GP-GS	Avg.	AB	R	H	2B	3B	HR	RBI	BB	SO	SB-A
2014	24-19	.329	73	11	24	6	0	3	11	7	11	0-1

#### Miscellaneous

Year	SAC	SF	HBP	OBP	SLG	2-out H	2-out RBI	PO	A	E	FLD
2014	5	3	15	.420	.430	10	6	66	1	1	.985

### Career Highs

Hits	2, 9x, last vs. Mississippi State (5/22/14)
RBI	4 at Tennessee (5/1/14)
Runs Scored	3 vs. Ball State (3/9/14)
Hitting Streak	12 (4/19/14 - 5/15/14)



## 2014 Batting Game-by-Game

Date	Opponent	GS	AB	R	H	RBI	2B	3B	HR	BB	SB	CS	HBP	K
2/15	at UNC Wilmington	LF	1	0	0	0	0	0	0	0	0	0	0	0
2/21	vs. St. Joe's	LF	1	1	1	0	0	0	0	0	0	0	0	0
2/22	at Old Dominion	*DH	5	0	1	2	0	0	0	0	0	0	0	2
2/23	vs. St. John's	*DH	2	0	1	2	0	0	0	0	0	0	1	0
3/1	EASTERN MICHIGAN	*DH	3	0	1	1	0	0	0	0	1	0	1	1
3/5	CINCINNATI	*DH	2	0	0	0	0	0	0	0	0	0	1	0
3/8	BALL STATE	PH/LF	1	1	0	0	0	0	0	0	0	0	1	0
3/9	BALL STATE	PH/LF	0	3	0	0	0	0	0	1	0	0	2	0
3/14	at Alabama	*LF	3	0	1	0	0	0	0	0	0	0	0	0
3/15	at Alabama	*LF	4	0	0	0	0	0	0	0	0	0	0	1
3/15	at Alabama	*LF	5	0	2	0	0	0	0	0	0	0	0	1
3/18	WESTERN KENTUCKY	*LF	4	2	1	2	0	0	0	1	0	0	0	0
3/23	#1 SOUTH CAROLINA	*DH	4	0	1	1	1	0	0	0	0	0	0	1
3/29	at #5 Vanderbilt	PH/LF	1	0	1	0	0	0	0	0	0	0	0	0
3/30	at #5 Vanderbilt	*DH	4	0	0	0	0	0	0	0	0	0	0	1
4/1	#8 LOUISVILLE	*LF	1	1	0	0	0	0	0	0	0	0	1	0
4/5	#12 FLORIDA	PH	0	0	0	0	0	0	0	1	0	0	0	0
4/8	MOREHEAD STATE	PH	1	1	1	1	0	0	1	0	0	0	0	0
4/11	MISSOURI	PH/LF	0	0	1	0	0	0	0	0	0	0	0	0
4/12	MISSOURI	*LF	4	2	2	0	1	0	0	0	0	0	1	1
4/13	MISSOURI	*LF	4	0	0	0	0	0	0	0	0	0	0	2
4/15	at #9 Louisville	PH	0	0	0	0	0	0	0	1	0	0	0	0
4/18	at Texas A&M	PH/LF	0	0	0	0	0	0	0	1	0	0	0	0
4/19	at Texas A&M	*RF	4	0	1	1	0	0	0	1	0	0	0	0
4/25	#12 OLE MISS	PH/RF	1	1	1	2	0	0	1	0	0	0	1	0
4/26	#12 OLE MISS	*RF	2	0	2	0	0	0	0	1	0	0	0	0
4/27	#12 OLE MISS	*RF	5	2	2	1	0	0	1	0	0	0	0	1
5/1	at Tennessee	*RF	4	2	2	4	1	0	1	0	0	0	0	1
5/2	at Tennessee	*RF	4	0	1	0	0	0	0	0	0	0	0	0
5/3	at Tennessee	*RF	3	0	1	0	0	0	0	0	0	0	1	1
5/9	AUBURN	*RF	3	0	1	0	0	0	0	0	0	0	1	1
5/10	AUBURN	*RF	4	0	2	1	2	0	0	0	0	0	0	0
5/11	AUBURN	*RF	4	1	1	0	0	0	0	0	0	0	0	1
5/13	at Murray State	*RF	4	0	1	0	0	0	0	1	1	0	0	0
5/15	at Georgia	*RF	4	0	1	0	0	0	0	0	0	0	0	0
5/16	at Georgia	*RF	3	1	0	0	0	0	0	2	0	0	0	0
5/17	at Georgia	*RF	3	2	2	0	1	0	0	1	0	0	0	0
5/20	vs. Alabama	*RF	4	2	2	0	0	0	0	1	0	0	0	0
5/21	vs. #7 Florida	*RF	3	0	1	0	0	0	0	1	1	0	0	1
5/22	vs. #21 Mississippi State	*RF	5	0	2	1	0	0	0	0	0	0	0	1
5/24	vs. #7 Florida	*RF	5	0	0	0	0	0	0	0	0	0	0	2
5/30	vs. Kansas	*RF	3	1	1	0	0	0	0	1	0	0	0	1
5/31	vs. Kent State	*RF	3	1	0	0	0	0	0	1	0	0	0	0
6/1	vs. Kansas	*RF	4	0	0	0	0	0	0	1	0	0	0	0
6/1	vs. #8 Louisville	*RF	3	1	0	0	0	0	0	0	0	0	1	2

working around a double ... Came on to strikeout the one hitter he faced in the second game of a doubleheader sweep vs. Cincinnati ... Worked around two walks in a shutout inning vs. Ball State ... In the series finale at Texas A&M, came on in relief to work a shut-out frame, recording UK's first and only strikeout of the game ... Worked two outs and allowed two runs in his final appearance of the year vs. Tennessee Tech ... Earned a spot on the postseason 27-man roster for the SEC and NCAA Tournaments.

### High School

Won a state championship and was named state player of the year as a senior at Defiance High School ... Helped team to district championship for three seasons ... Named a Louisville Slugger All-American ... Was selected first team all-district, all-league, and all-state his senior season ... Holds school record for single season RBI with 45 ... Had a record of 10-0 with an ERA of 0.45 and 109 strikeouts his senior season ... At the plate, batted .442 with seven home runs and 45 RBI as a junior ... Hit .437 including five home runs and 37 RBI as a senior ... Selected to first-team all-region as a senior by Rawlings ... Earned four letters for coach Tom Held ... Recognized for being on the honor roll with a GPA above 3.5 ... Played soccer and basketball as a freshman.

### Personal

Full name is Robert Trent Zeigler ... Born Jan. 4, 1995 in Ft. Wayne, Ind. ... Son of Steven and Diane ... Father played baseball at Defiance College.

### Career Stats

#### All Games

Year	G-GS	W-L	ERA	SV	CG	SH	IP	H	R	ER	BB	SO
2014	6-0	0-1	10.38	0	0	0	4.1	3	5	5	6	4

#### SEC Games

Year	G-GS	W-L	ERA	SV	CG	SH	IP	H	R	ER	BB	SO
2014	1-0	0-0	0.00	0	0	0	1.0	0	0	0	1	1

### Career Bests

Innings	1.0, 3x, last at Texas A&M (4/20/14)
Strikeouts	1, 4x, last at Texas A&M (4/20/14)
Pitches Thrown	27 vs. Ball State (3/8/14)

### 2014 Pitching Game-by-Game

Date	Opponent	GS	IP	H	R	ER	BB	SO	2B	3B	HR	W-L	SV	ERA	NP
2/17	at USC Upstate	0.1	1	3	3	2	0	1	0	0	0	0-1	0	81.00	18
2/25	WRIGHT STATE	1.0	1	0	0	0	1	1	0	0	0	0-1	0	20.25	16
3/5	CINCINNATI	0.1	0	0	0	0	1	0	0	0	0	0-1	0	16.20	6
3/8	BALL STATE	1.0	0	0	0	2	1	0	0	0	0	0-1	0	10.12	27
4/20	at Texas A&M	1.0	0	0	0	1	1	0	0	0	0	0-1	0	7.36	12
4/22	TENNESSEE TECH	0.2	1	2	2	1	0	0	0	1	0	0-1	0	10.38	14



## #21 • Robert Zeigler

6-3 • 225 • So. • R/R • RHP

Defiance, Ohio (Defiance)

• SEC Freshman Academic Honor Roll (2014)

### Outlook



After pitching in six games during his collegiate debut season in 2014, had a great fall practice season ... Has positioned himself to fight for a key role on the pitching staff ... A projectable talent with a big breaking ball ... Has added strength and velocity to his fastball ... Was 10-0 with a 0.45 ERA as a senior at Defiance High School.

### Summer

Played in eight games with five starts for the Lima Locos in the Great Lakes Collegiate League ... Had a 1-1 record and a 4.12 ERA in 24 innings ... Allowed 18 hits and 20 walks, striking out 30.

### 2014

Pitched in six games in relief, owning a 0-1 record and a 10.38 ERA ... Worked 4.1 innings, allowing just three hits, walking six and striking out four ... Opponents hit .188 ... With UK playing four games in four days to open the year, was called on in a bases-loaded, two-out situation at USC Upstate ... Wiggled out of the jam, before opening up the following inning by loading the bases with two walks and a hit, with all three runs scoring after he exited the game ... Followed that up with a shutout inning vs. Wright State,



# 2015 PREVIEW



## Barrett looking to build off all-star summer

Kyle Barrett joined the Kentucky roster for his freshman season, there weren't big expectations for him to be an instant-impact performer.

He quickly dispelled any notions of low expectations.

Barrett burst onto the scene with a Freshman All-Southeastern Conference campaign in 2013, leading the Wildcats with a .349 average in his debut season.

He pushed his way into UK's everyday lineup, showcasing a top-of-the-order skill-set that features blazing speed and an opposite-field, line-drive approach.

"Coach Green and Coach Henderson had a lot of confidence in me," Barrett said about his freshman season. "I came in not knowing what to expect. Everyone here is the best of the best from wherever they come from. When I was in high school I was a big fish in a small pond and you come to college and everyone has skill. I worked my way up little by little and they threw me out there against Eastern (Kentucky) and I got a couple hits, then Michigan State they started me on Saturday. I played well, I had a double down the leftfield line against Michigan State and that is when I knew that I could belong and knew I could hit a little bit."

Barrett didn't stop hitting after his freshman season. He ventured to the Perfect Game Collegiate League for the summer, earning all-star honors and leading his Amsterdam team to the league title.

He changed expectations from those which he entered his freshman year with. He was UK's opening-day rightfielder and leadoff hitter for UK's win over No. 1 Virginia and went on to start 32 of Kentucky's first 34 games before facing adversity for the first time in his career.

"Last year, mentally I just wasn't right," Barrett said. "If you look at my stats, I really wasn't hitting bad and then I looked around, saw AJ, Max, MT hitting above .400 and I was hitting in the .300s and was thinking that was bad so I tried to do more, swing a little harder and get out of my thinking process. I wasn't really hitting it bad, I was just trying to do more than I should've and I got out of who I was needed to be at the plate."

After fighting through a brief slump during the Missouri series and with UK freshman outfielder Storm Wilson battling for the SEC freshman lead in homers, in addition to a

blistering-hot pace, Barrett slid into the fourth outfielder role for the remainder of the season.

"One of the things that happened to Kyle Barrett was that Storm Wilson stepped right up and just said thank you," UK head coach Gary Henderson said. "That happens in athletics and I don't mean that in a mean way at all but he got his opportunity and made the most of it."

He made just six starts and playing in 14 of UK's final 28 games, going 3-for-24 during the stretch.

"Honestly if it wasn't for (coach) Henderson sitting me down last year, I don't know how I would've done," Barrett said about his mindset before heading to the Cape Cod League for summer ball. "When we sat down it was a low point for me. I was really magnifying the negative aspects of my game and I got to sit back and watch. I was able to sit back and see what I bring to the table and the things I do well."

After the season, Barrett was shipped off to the Cape Cod League, considered the best amateur summer baseball in the nation.

In the Cape, Barrett shined, earning the starting centerfield job in the all-star game. He finished with a .313 average – 17th-best in the circuit – and 10 steals, marking one of eight players in the league with an average over .300 and at least 10 steals.

"When I went up to the Cape, no matter who was pitching or the type of arm, I knew what kind of player I was and I was going to go out there and have fun with it," Barrett said. "No matter the outcome I was going to have fun. I did that and went up there and had fun and was able to perform with the best athletes in the country. It was just an awesome experience. I was able to play with a bunch of very athletic guys and good guys at that. I was just an awesome experience."

Now entering his junior season, high expectations are nothing new for the Douglasville, Ga., native. He is positioned to be a leader for a talented UK outfield that features speedsters Marcus Carson, Ka'ai Tom and Storm Wilson.

"It is going to be real hard," Barrett said about the schedule for the Wildcats in 2015. "Freshman year, we had a really tough schedule, similar to this year. Going to LSU is no joke, playing in front of 11,000 people. We have young guys but we also have a lot of

older guys who are going to be able to step up. Dustin Beggs is a very talented pitcher that will be starting on the weekend for us. We'll have to tell him that you can't get caught up in the crowd. Evan White over at first base; these are all guys that are going to play and be very impactful for our program. They have to stay within themselves, not let the crowd bother them and stick to doing what they do."

A year after the Wildcats boasted the top offense among the major conferences, UK's lineup will have a different feel in 2015. With the losses of physical sluggers Max Kuhn, Micheal Thomas and, of course, AJ Reed, and veteran hitting machine Austin Cousino, UK's lineup will rely more on speed and athleticism than power.

"Kyle Barrett is a really talented kid, he's likeable, he cares and his athletic instincts are good," Henderson said. "He plays hard what he has got to do in my opinion and just show up and be consistent in everything in his life every day. He has performed really well in January and our team needs him to be a very good player. He's a guy that can really impact plays, he runs really well, he's got a gene to hit there is no question about that but we got to get him back to where he was and we will. The biggest thing in my mind for Kyle Barrett is consistency in everything that he does."

The Wildcats lost 47 of their 60 homers from 2014, so proven power production is not a strength of UK entering 2015. Barrett's consistent ability to get on base – he's reached safely in 66 of his 76 career starts – will be a factor for the UK offense, as well as his defensive ability in covering large amounts of ground in the outfield.

With Cousino's departure, a question in the preseason will be who replaces the two-time Rawlings Gold Glove award winner in centerfield.

"We have four guys (in the outfield) that are pretty legit defenders," Barrett said. "It helps us because it makes us push each other. If one person pushes another person, then that makes the person next to them push even more. It makes everyone around them a better player. Makes everyone on edge and ready to go and if you aren't ready to go then we have someone we can replace you with."



## Bernal brings veteran presence to UK lineup

Thomas Bernal was a star shortstop and quarterback for Paso Robles High School in California.

When he got to Kentucky as a walk-on, he immediately immersed himself into learning the nuances of the catching profession during a redshirt season in 2011.

During his redshirt freshman season, Bernal served as a key right-handed pinch-hitting option and was the opening-day starter as the designated hitter, helping UK to the NCAA Gary Regional.

After the departure of UK's first-base starters in 2013, he was called upon to be UK's everyday first baseman, a key role that would allow two-way star AJ Reed to DH on days he was not pitching. UK got off to a strong start, with Bernal's consistent line-drive approach spearheading a lineup that was hitting .292 and owned a 21-6 record. An errant throw led to a collision near the first-base bag vs. Georgia ended Bernal's season, with UK limping to a 10-19 record and a .223 team average, narrowly missing the NCAA Tournament.

With Bernal's importance to the UK club firmly emphasized with the injury, the six-foot, 210-pounder starred as a junior in 2014, leading UK back to the NCAA Tournament.

A mild-mannered, highly respected stand-out, Bernal was a breakout performer as a key change of pace from the right side with UK's lineup riddled with left-handed hitting options – including the record-breaking season chipped in by Reed.

He hit .305 in 54 of UK's games, belting nine doubles, one homer and 32 RBI, sporting a .392 on-base percentage. Bernal's ability to focus and reach an extra gear of competitiveness is showcased in his situational hitting. He paced UK in hitting against top-25 (.373), top-10 (.370) and top-five opponents (.373), going 5-for-10 in four games vs. No. 1 ranked teams.

In SEC series openers – facing the top college arms in the nation's premier league – Bernal hit an astounding .475 in 10 games. During a 15-game hitting streak over the entire month of April, he sported a .463 average with 31 hits. With UK needing a win in its home matchup with No. 9 Louisville, and in front of a season-best crowd, Bernal had a career day, belting his first career homer and driving in four runs.

With a .314 average in 91 career games, Bernal is among the top performers in UK

history, but his .355 career average in his three-year SEC career speaks to his ability to perform at a high level when challenged.

"I don't even know what I do differently," Bernal said about his SEC Friday-night productivity. "Maybe it is those white unis. It's Friday night in the SEC, you get a little pumped up, you have the adrenaline flowing. Got to bring it and be ready to play."

Not only is Bernal an accomplished performer on the diamond, he is a polished and educated student-athlete off the field. He has already completed his undergraduate degree, is currently working to finish his second degree in communications and has plan for law school following his playing career.

As if his continued quest for education didn't speak to a unique maturity and drive for a college athlete, Bernal married his high school sweetheart, the former Lauren Redberg, during the summer of 2012.

"Obviously not a lot of 20-year-olds are married," Bernal said. "But if you were to ask anyone that knows me they'd probably tell you that I am a little different than most 20-year-olds and they wouldn't be surprised that I was married. It has helped me mature. I have to worry more about paying bills and stuff like that. My wife is working and making money and that makes my life pretty easy because I

can just focus on baseball."

Now a fifth-year senior, Bernal faces a whole new challenge. After proving himself as an elite defender at first base for four seasons, and learning the catching position during a redshirt season, Bernal is shifting over to third base for the 2015 campaign.

Despite never having played the position before in an NCAA game, Bernal enters the year as a preseason All-SEC selection by Perfect Game.

He will take over for former UK star third sacker Max Kuhn, who became the first player in program history to lead the SEC in runs scored in 2014. Kuhn was a force at the plate, an on-base machine and owned an above-average arm, but was saddled with a .863 fielding percentage and 21 errors as a junior.

With Kuhn transitioning to catcher as the 13th-round pick in the 2014 MLB Draft by the Oakland Athletics, UK has turned to Bernal as an experienced performer who can handle another challenge.

"When I came in here being a utility guy, I would anything I could do to help the team," Bernal said. "They'd throw me behind the plate, put me at first, and move me to third. I just want to be in the lineup wherever it is and hopefully I can give some freedom to the coaches when they are filling out the lineup."





## Brown ready to take next step

As a high school star in Seymour, Indiana, Zack Brown was a two-way player.

He only worked around 50 innings off the mound in his career at Seymour High School, tossing just enough to earn the single-season ERA record (0.54).

That was enough for Kentucky recruiting coordinator Brad Bohannon to spot a potential electric right-handed arm in the making. After his Seymour career, Brown was a 38th-round pick in the 2013 MLB Draft by the Chicago Cubs, spurning the offer to begin his professional career in favor of his collegiate ambitions at UK.

During the fall and preseason of his freshman year, Brown flashed potential with a high-velocity fastball and the makings of one of the best breaking balls on the pitching staff, with a change-up rounding out his pitch arsenal.

Kentucky coach Gary Henderson handled Brown carefully for the first two weeks of the year, with Brown making his collegiate debut in a rout of St. Joseph's. He worked one shutout innings, working around a walk.

After tossing another shutout frame in his home debut, Brown worked innings vs. Eastern Michigan and Ball State, before making his Southeastern Conference debut in UK's opener of SEC play.

Brown needed just two pitches to get the final out vs. Alabama, earning praise from Henderson for continued strides in his development.

But it was not until April 15, when the Wildcats were facing off with their rival, No. 9 Louisville in the River City that he showed his breakout ability. Brown and fellow freshman hurler Logan Salow combined to handcuff the Cardinals for the first of UK's two midweek wins over the Cardinals.

Brown worked 2.1 shutout frames, allowing just one hit — a double — and striking out three.

"I would say that my outing at Louisville," Brown said about the moment that he knew he belonged at the highest level. "Salow and I came in from the pen and did a good job. That is when I felt like I belonged. I had struggled up until then and just made small appearances up here and there. That is when I extended my outing and took that next step."

A 6-foot-2, 200-pounder, Brown then became a fixture in the UK pitching staff. He

made his first career start in a comeback win over Tennessee Tech, in a matchup of the nation's No. 1 and No. 2 offenses. Brown battled through three innings in an unprecedented wind blowing out to leftfield, allowing three solo homers.

After that start, he made a pair of strong relief outings vs. No. 12 Ole Miss and Auburn, before making a scoreless start at Murray State. Despite working 2.2 shutout frames, Brown was lifted in the third inning after reaching his 50-pitch mark, in an effort to save him for a potential weekend start at Georgia.

UK did in fact turn to Brown to start the regular-season finale at Georgia, with UK looking for its first sweep in Athens in 32 years. The Bulldogs, who had been shutout in the first two games of the series, got four runs on seven hits off Brown but UK called again on him in a tight spot in the SEC Tournament.

With UK winning the first two games in the tournament, while using four starting pitchers to combine for the first two games, the Wildcats turned to Brown to make a start in the biggest spot of his career.

Brown worked 3.2 innings vs. No. 17 Mississippi State, starting what would become the longest game played in the history of the SEC Tournament. Brown allowed one run in the start, as UK rallied to post a 12-inning win on Zach Arnold's walk-off single.

The following week, in an elimination game in the NCAA Louisville Regional, Brown made his fifth career start.

"I just knew that pitching was a little depleted from the previous games and knew I needed to work some quality innings for our team," Brown said. "My mentality was just to pound the strike zone. Let them hit it and see how many innings I could work for us."

He worked five one-run innings vs. Kansas, with UK holding a large lead before he exited with the bases loaded in the sixth inning, with all three runs scoring off the UK bullpen. It marked the first win of Brown's young career.

Following the season, Brown ventured to the Perfect Game Collegiate League to play with UK teammates Marcus Carson, Connor Heady and JaVon Shelby. He worked 36 innings with a 3.75 ERA during the summer, striking out 34.

"It was really neat with JaVon and Marcus and Connor up there for a little bit," Brown

said. "It was good to play with some kids from around the country and get some more experience out there. I just felt like it was really productive and I did some things I needed to work on. I got a lot better."

In addition to the physical development a pitcher takes under Henderson at Kentucky, the mental approach to the game is a big priority under the well-rounded coach.

"Coming here I never really was just a pitcher," Brown said. "I think I threw just 50 innings in high school so it was a different world. Having coach Henderson help you along the entire ways is a big thing. His personality is a very straight forward approach. Sometimes you aren't going to like what he says but it's the truth and that is what you really need to hear. That fits with my personality really well. Everyone is going to run into some trouble, and you have to fight through it with some adversity, but coach Henderson is there with you the whole way."

For a pitcher that surrendered a bevy of seeing-eye, 10-hoppers through the infield, managing the inevitable failure that comes with the sport is crucial.

"I still have strides to go with that," Brown said about the mental approach. "From last year it is immensely different, the game is much slower to me now than it was a year ago. I am more confident than I was. I am able to make pitches that I wasn't able to make last year. Everything is just slowing down for me."

When he returned to campus for the fall of 2014, Brown was no longer flashing signs of his ability. The ability was no longer projection, it was there.

"Last year there was no change-up and my fastball was flat," Brown said. "This year I have a lot of movement on my fastball. Change-up is coming along great. Curveball has always been there, I've just struggled to locate it at times. I just feel a lot more confident to throw anything at any count."





## Cody poised for breakthrough spring

It was the biggest start of his career.

Kentucky was facing off against Kansas in the opener of the 2014 NCAA Louisville Regional.

With a potential matchup against a lefty-laden Louisville lineup in the second round and a right-handed dominant Kansas squad, UK head coach Gary Henderson turned to his sophomore standout righty, Kyle Cody, to make his first NCAA Tournament start.

Henderson and the Wildcats had the utmost confidence in Cody, who just nine days earlier had handcuffed the Southeastern Conference Champion Florida Gators to two runs over 5.1 innings in a win in the SEC Tournament.

Things did not go the way Cody pictured them when he laid down to go to sleep the night before.

One of the top arms in college baseball, Cody was rated as the seventh-best sophomore in the nation in the preseason by Baseball America. He certainly had the stuff, makeup and experience to fire a gem and set up the Wildcats for a winner's bracket matchup.

After a seven-pitch walk to open the game, Cody misfired on his throw to first base on a sacrifice bunt attempt, scoring a run and putting himself in an early jam. An RBI sacrifice bunt scored the second run and an RBI double put the Wildcats in a 3-0 hole. Henderson turned to the bullpen in the must-win situation, ending the most important start of Cody's career.

"That motivated me more in summer ball. It helped me get going up there," Cody said. "I feel like that has just carried on into this year. All the success I had up there (in summer ball),

that feeling has just carried on as I came back here. Just made me want to become a better player and made me look forward to this year even more. I just can't wait to get back on the mound and try to get back to that spot. And prove that we can win a regional and move on."

The memory of suffering the loss in the NCAA Tournament lidlifter was not something Cody could easily erase. He went to work at it however, venturing to the prestigious Cape Cod League for a summer baseball experience that helped him erase the memories of the regional start.

Cody had a great summer, earning the starting pitching honor for the Western Division in the Cape Cod League All-Star Game, with his UK teammate Kyle Barrett starting in centerfield for the Eastern Division.

A 6-foot-7, 245-pounder, Cody finished his summer with a 2.72 ERA, tossing 36.1 innings with just 11 walks and 34 strikeouts. He ranked eighth in strikeouts and 10th in ERA in the CCBL.

"It helped me a lot to face the talented hitters that you face in the Cape," Cody said. "Facing really good hitters and being able to throw to all types of hitters. It wouldn't really help me if I went somewhere in the summer and didn't face real competition. It really helped me a lot because it allowed me to work on my off-speed pitches and secondary stuff, which got a whole lot better up there. The coaching was phenomenal. Jim Lawler, my pitching coach, was really good. He helped me with some mechanical things and some mental things and just calmed me down a lot. It was an overall good experience for me this sum-

mer."

Cody, who has a 3.18 ERA in his two-year SEC career, enters his junior season ranked in the preseason as the 17th-best prospect available for the 2015 MLB Draft. He is also a Baseball America third-team preseason All-America selection.

Cody's relationship with Henderson has also grown over three years and the duo now has a unique trust and reliance on each other.

"(Henderson) has a lot more trust in me, now that I've been here for three years," Cody said. "My freshman year he was always dialed in to tell me what to do, and giving me clues, and now he is looking towards me to tell him what is going on. I feel like he has more trust in me and I've learned a lot from him in return. Our communication is really good and we work really well together."

Not only will Cody be expected to be a physical leader of the deep UK pitching staff, he will be tasked in a leadership role.

"That is a different spot for me right now compared to last year," Cody said. "I wasn't looked at as a leader last year because there were some guys ahead of me and I was still trying to learn. Now that most of them are gone it is a little different when some younger guys ask questions about what is going to happen or what happens next. It's little different but I kind of enjoy it. It gives you a good feeling to help out someone younger who is trying to get to where I'm at right now. It just gives me a good feeling about what the future holds for them and how it can only help us and the program."





## Fettes steps into the spotlight

Over the last three years, Kentucky catcher Greg Fettes has been AJ Reed's roommate.

When the two were freshmen, they stayed in the dorms together and for the last two years, they shared an apartment.

Fettes had a front-row seat for one of the most historic seasons in the history of college baseball, as Reed led the nation in homers, slugging and OPS, while leading the SEC in pitching wins.

"Watching AJ from his freshman year, to last year, I felt like a proud dad or brother," Fettes said. "It was unreal what he has done the last few years. Coming in with him, watching him changing his body, it was really cool to see. AJ is a humble guy, he was never different towards me. I wasn't playing that much and he was great to me. We are still great buddies and we talk all the time. AJ is a friend I will have for my whole life."

Now that AJ has graduated to the Houston Astros organization, Fettes will be one of the several UK returnees that coach Gary Henderson will be looking at to help fill a monstrous void. Not only must UK replace the irreplaceable bat of Reed in the lineup, the Wildcats also have to replace the leadership of fifth-year

senior catcher Micheal Thomas.

Thomas made a Henderson-era record in starts behind the plate as a senior in 2014, keeping talented back-up catchers Zach Arnold and Greg Fettes from a large amount of playing time. The relationship between Thomas and Henderson was unique, as the two were extremely close and connected after half a decade of working together.

"Micheal was here for five years and as a catcher you have to be Hendo's second man," Fettes said. "With MT being with Hendo so long, he knew exactly what he was going to call and they were on the same wavelength. Hendo is in the dugout but the catcher is on the field, you have to talk to pitchers and know what to say. That is something I've learned over the last four years."

Fettes, a former star out of Detroit, Michigan, joined the UK roster in 2012 and used it as a redshirt season while he firmed up his 6-foot-2, 230-pound frame. A powerful right-handed hitter with good arm strength, Fettes has always had the tools to produce but the backstop position is improved mainly by repetition and experience.

"I feel like I could be the best pitcher in the world," Fettes said about what he learned from Henderson in four years. "And I'm not even a pitcher but I feel like I could go out there and pitch because I've learned so much about pitching. I've learned so many things from him, from how to see how the pitcher is feeling, or how to calm a pitcher down, being able to spot what they might be doing wrong, or right, with each pitch."

Over his four year career, Fettes – a 43rd round pick of the Detroit Tigers out of high school – has hit .250 in 22 starts, with five doubles, three homers and 14 RBI.

In 2013, Fettes became the first catcher in UK history to earn freshman All-SEC honors after ripping his three homers in league play. Now as a seasoned performer, and without his roommate in 2015, Fettes will be relied on to help lead a youthful UK club.

"Coming in, sitting on the bench and red-shirting, having to watch, it was tough on me at first but it motivated me to get my reps in," Fettes said. "I improved on the things I needed to improve on because I need to be ready to help this team."





## Finally healthy, Jack ready for senior season

As Kentucky prepared for its 2014 season, there was one unanswered question that kept coming up in the preseason.

Who would replace UK record-setting reliever Trevor Gott at the back end of a ballgame?

UK had some solid options, including right-handed split-finger change-up artist Zach Strecker, power righties Zack Brown, Kyle Cody and Spencer Jack, and strike-throwing lefty Logan Salow.

Replacing Gott as UK's go-to reliever would be no easy task. Gott had shattered UK's season record in saves twice in his three-year career, also rewriting the career saves mark.

While UK never operated with a designated closer in 2014 the way it did when Gott was throwing bullets out of the bullpen, Cody, Jack and Salow formed a nice trio of relief aces.

A native of Los Angeles, Jack opened his career with nine consecutive outings that were scoreless and worked 14.1 straight innings to finish his junior season without allowing an earned run.

Overall, Jack had a 4-1 record, a 1.16 ERA and four saves in a team-leading 26 games. The 6-foot-3, 215-pounder worked 38.2 innings, allowing just 28 hits and eight walks, striking out 31.

Jack started his collegiate career in 2012 for Jacksonville University, before transferring to Glendale Community College for his sophomore season, owning a 2.16 ERA in 16 games.

Despite showcasing his strike-throwing, competitive demeanor, Jack was not satisfied with his first few outings. After working 1.1 innings to secure UK's series-evening win at Alabama, he gave up a 10th inning walk-off hours later in the nightcap of a doubleheader.

"You have to take the success and downfall in stride," Jack said about his mentality after the Alabama homer. "You have to take it one day after another. You can't get too high or too low, you just have to focus on your plan. That first SEC weekend at Alabama is a prime example. I got us out of that jam in the first game and we won and I'm on cloud nine. Then I came in that night and got the walk-off of me and we had a long bus ride home and I was feeling terrible. I was on the edge. Did I belong here? One game I was getting us the win and the next game I'm giving up the series."

Jack's defining moment in the first half of the season was when UK turned to him with a runner on third, one out in the top of the ninth inning of a rubber match with No. 1 South Carolina. Jack tossed five

pitches to get a swinging strikeout and set up a left-on-left matchup for Salow to get the save.

"There were a couple," Jack said about defining moments as a junior. "The first one that comes to mind was coming in against South Carolina and getting that strikeout was big for me. I felt like I got a lot better towards the end of the year. My bullpens started to get better I started to figure things out. When we got to Tennessee, I felt really strong, I knew I just needed to handle myself and not worry about where the ball goes when it leaves my hand, understand my mechanics and my plan."

He picked up saves vs. Florida, Auburn and Missouri, and earned praise for a save in a win over Tennessee Tech when the wind at Cliff Hagan Stadium was blowing hard to leftfield. He added shutout frames in extra innings at Murray State, before making his biggest outing of the year vs. No. 17 Mississippi State in the SEC Tournament.

"When we faced Mississippi State, that was obviously one of the best games I've ever played in, let alone pitched in," Jack said.

Jack fired four shutout innings vs. the Bulldogs, working around two errors and setting the stage for UK's dramatic walk-off win in the 12th inning.

The next week, Jack picked up his fourth save with a shutout frame in the NCAA Tournament vs. Kansas, helping UK to an elimination game win and a berth in the regional final.

After resting during the summer and battling through a back injury that forced a cortisone shot halfway through the season and nearly two weeks off, Jack enters his senior season healthy for the first time in two years.

"The biggest thing now is I'm healthy this year, so gosh that makes all the difference," Jack said. "I'm getting better every day and I'm healthy. Mentally I am a little more relaxed. I was on the attack a lot last year and was at points too much on the attack. At some time you have to take a deep breath and relax, be even keel and understand that it is a long season and not to take certain points of the year to hard or too well. More relaxed, understand what I need to do and I'm healthy."

His stuff has also improved over the offseason and preseason, with Jack incorporating a new off-speed offering that will help him combat left-handed hitters.

"I'm got a better handle with my third pitch, a change-up," Jack said. "Early on last year there was a big difficulty for me handling left-handed hitters. I know Hendo would bring me in when there were a lot of righties coming in and if there was a lefty coming up he might go lefty matchup. Now that I am handling my changeup better and can work my fastball to both sides of the plate it is a different story."

"I'm more relaxed. I understand that we are playing two seasons. I didn't really get that last year. You are really playing two seasons, you have some time to figure stuff out and when SEC play comes you have to have your stuff ready."





## Nelson pushes his way into SEC baseball

Growing up as a baseball lover in Arizona, and later in Omaha, Nebraska – the mecca of college baseball – Andrew Nelson dreamed of making it to the highest level of the game.

During his seven years in Arizona, Nelson basked in the pleasure of the year-round baseball circuit. When he moved to Omaha, his love for college baseball flourished in the acclaimed site of the College World Series.

Nelson played and infielder growing up. He served as Millard West High School's primary backstop as an upperclassman. He also pitched in two games as a senior, eating up innings when the team had a fatigued pitching staff.

Determined to ascend to the Division I level, Nelson went to Cuesta College (Calif.) and was unwavering in his mission to make the team, regardless of position. It was at Cuesta that Nelson began to zero in on the possibility of moving to the mound full-time as he searched for a path to major college baseball.

"I tried out for everything there," Nelson said. "Honed in as a pitcher because of a leg injury where I couldn't slide, run, or steal bases for a couple weeks. Went to pitcher and never went back."

As a sophomore in 2013 at Cuesta that things began to click for Nelson. He was named the Western State Conference Pitcher of the Year and first-team all-conference.

There, Nelson caught the eye of the UK coaching staff, landing a spot on the 2014 UK roster. Nelson experienced a challenging fall in adjusting to a new level of competition for a right-hander who was just two years earlier was still learning to pitch.

"It started in the fall," Nelson remembered. "I was going from the junior college level to SEC caliber hitters and it was very different. You had to, obviously, hit your spots better and that was so different."

In his first NCAA outing, on Sunday of opening weekend vs. a scrappy Virginia Military Institute, Nelson worked 1.2 innings, allowing a run on three hits over 31 pitches.

After working consecutive scoreless outings vs. Wright State and Eastern Kentucky, UK coach Gary Henderson turned to Nelson for his first career start in the nightcap of a twinbill vs. Cincinnati.

Nelson allowed one earned run over four innings, and just four days later, filling in for an injured Kyle Cody as UK's Sunday starter vs. Ball State. He fired 6.2 innings and allowed one run vs. the Cardinals, and with Cody on the shelf for 21 days, Nelson earned the Sunday starting nod.

The 6-foot-3, 205-pounder, who works exclusively from the stretch on the bump, faced an entire new test the following week at Alabama in UK's SEC opener.

"It was a struggle for me up until a week before that start (at Alabama)," Nelson said. "Once I started getting those guys out (in non-conference starts), building confidence and figuring out how to pitch down in the zone, I kept building up confidence until that SEC start."

The Wildcats split the first two games of the series and turned to Nelson in the rubber match vs. the Crimson Tide.

"I thought a lot about that start, because it's SEC baseball," Nelson said. "I went into it saying that I was going to be as confident and relaxed as possible and I was able to do that. I was able to throw strikes in the bottom of the zone. I was able to get through the first inning and was able to throw strikes where I want it just went from there. I felt good that day."

Nelson took a two-run lead into the ninth inning without allowing an earned run, forcing the Tide into a litany of ground balls, not issuing a walk and doing it all in under 90 pitches.

A two-run homer with two outs in the ninth inning ended his bid for a complete-game win in the rubber match and a Mikey White walk-off homer in the 10th inning lifted Alabama to the win. But the loss did not diminish the confidence Henderson – and his club – was quickly developing in Nelson.

He went on to make eight of UK's 10 SEC Sunday starts as the Wildcats brought Cody back to health with a fastball-only, relief role. In addition, UK's staff was hurt by a three-week injury to fellow weekend starter Chandler Shepherd, forcing him to eat innings. A five-inning win over No. 12 Florida, without allowing an earned run, and strong starts vs. No. 1 South Carolina and at No. 5 Vanderbilt, secured Nelson's role as a go-to weapon for Henderson.

Nelson then slid into a relief role for the final two weekends of the regular season and into the SEC and NCAA Tournaments, shining for the UK bullpen. He had a heroic 2.1 innings in relief in a 12-inning marathon at Murray State, worked 4.2 shutout innings at Georgia, and worked two games in the SEC Tournament, picking up a save with four shutout innings vs. Alabama.

He finished the year with a 2-5 record and a 3.94 ERA in 19 games and 10 starts, working 75.1 innings, allowing just 20 walks and striking out 37.

As a senior, Nelson will have the ability to serve nearly any role on the UK pitching staff. With a funky right-handed delivery, Nelson could be used to get out righties, or could eat up innings as a weekend starter or middle reliever, and has proven to have the ability to finish a ball game with his ground-ball, aggressive approach.

Nelson's versatility will give Henderson a bevy of options with his pitching staff.

"That's what coach Henderson has talked about with me," Nelson said. "He's not really sure of my role yet, he's going to put me out there and see the best role that I fit into for this team. It is basically whatever the team needs and wherever the innings need to be eaten up. Still not sure what I am going to do this year, but whatever it is, whether it is starting or bullpen, I'll be happy and I'll be ready."

Armed with a whole new mindset after experiencing the transition of his junior season, Nelson is poised for a strong senior season.

"Going from a junior college to (UK) is a really big jump in the caliber of the hitters," Nelson said. "Going through a whole year and knowing what to expect; going on all the traveling and everything that you do, even just dealing with school and baseball at the same time and just being through it all makes a huge difference. Knowing what to expect improves your confidence and you can start mentally planning ahead of time because you've been through it. You can go over those reps in your mind. You can visualize it and it is just easier to be prepared."



## Shelby knows what to expect in encore

Kentucky sophomore JaVon Shelby has been around baseball his whole life.

As the son of 11-year big league veteran and longtime MLB assistant coach John Shelby – who won the 1983 World Series with the Baltimore Orioles – baseball is in his blood.

Kentucky blue is also in JaVon's blood, as his older brother, John T., is one of the top players in school history.

John T. paced the Wildcats from a last-place finish in the Southeastern Conference in 2005 to a regular-season championship in 2006, earning All-SEC honors at second base, while belting 16 homers.

"Just growing up, watching him play in that Kentucky blue it just kind of soaked into me," JaVon said. "Ever since then I wanted to be a Wildcat and didn't want to be anything else. Glad it played out the way it did."

John T. is currently a scout in the Brewers organization, the same franchise that his father works for as the first-base coach.

"We used to travel with my dad every summer," JaVon remembered. "We would try to go early to the field to hit every single day. Being around baseball my whole life, you get that feel of the clubhouse, even at a young age you see how everything is planned out and rolls together efficiently."

Seven seasons after John T. manned the pivot at Cliff Hagan Stadium, JaVon emerged as a Freshman All-SEC selection in 2014 while helping UK to its eighth all-time NCAA Tournament berth.

Despite missing the entire fall of his freshman season while rehabbing an injury from high school, it was hard for the UK coaching staff to hide its excitement about the newest Shelby in the Kentucky baseball family in the preseason.

JaVon earned the opening day start in left-field against No. 1 Virginia, with the Wildcats facing off with Cavaliers lefthanded off-speed artist Brandon Waddell.

"I struck out swinging on a changeup," JaVon said. "I had a whole bunch of butterflies, because it was my first game and we were playing the No. 1 team in the nation so it was easy to get hyped up. I got out of my rhythm in that first at-bat thinking (Wadell) was going to throw me all fastballs."

A high school draft pick by the Milwaukee Brewers, JaVon got a second chance against Wadell in the fourth inning, with UK owning

a 2-1 lead and two outs in the bottom of the fourth inning. He ripped a RBI line drive into the right-centerfield gap to give UK a two-run advantage.

"As the game went along I settled down and we were in a spot where I needed to get a hit," JaVon said. "Later on the game I sat back on a fastball and got a single. That was a great experience."

In his first career home start, a twinbill sweep or Cincinnati, JaVon belted his first career homer and added a double. He went on to make his next 51 starts at second base – including 41 consecutive to end the year – tying UK teammate Storm Wilson and Alabama outfielder Casey Hughston for the freshman SEC homer lead (four). Overall, Shelby hit .250 during his debut season, with six doubles, two triples and 21 RBI.

Somewhat new to second base, but with enough jaw-dropping athleticism to play anywhere on the diamond, JaVon's transition to the keystone was not without challenges. Learning the intricacies of turning a double play, holding runners and playing up the middle at the SEC level was a new challenge to the star centerfielder as a senior at Tates Creek.

"I didn't start playing outfield until my senior year of high school," JaVon said. "After playing second base in summer ball, I got back to school, we had lost Dorian Hairston left and we needed a centerfielder. I made that transition to outfield, which is easier than making the transition to infield. UK recruited me as an infielder. I had to step up, I had to fill the role because we lost (former UK star 2B) J.T. (Riddle), so I was trying to do anything I could

to fill the role."

It became obvious as the year went on that Shelby's transition to second base was getting smoother. His turn was better and he was able to utilize his above-average arm strength in completing plays other defenders couldn't.

During the summer, JaVon teamed with Marcus Carson, Zack Brown and Connor Heady on the Amsterdam Mohawks in the Perfect Game Collegiate League. He earned the starting shortstop gig in the PGCBL All-Star Game, belting 12 doubles and three homers in 134 summer at-bats.

After his summer, JaVon was forced to sit out the 2014 fall practice season while he worked to get back to full health for his sophomore campaign.

As the Wildcats enter 2015, JaVon will be counted on as a middle-of-the-order run producer for a left-handed heavy UK lineup. With UK missing right-handed power veterans Max Kuhn and Micheal Thomas, Shelby and veteran right-handed hitting infielder Thomas Bernal will be key in balancing out the UK batting order.

His quick right-handed bat is not the only thing that he will be counted on for, as JaVon owns a charisma and infectious personality that screams leadership potential.

"You can't really make a guy a leader. You are born with it or not and you can't go out of your way with it," JaVon said. "You have to be yourself to be a leader. You have to tell jokes, be serious at times, tell guys what they are doing wrong and sometimes you have to yell at a guy to straighten them up."





## Kentucky's Hawaiian who flies

Just like all baseball-playing youth growing up in Hawaii, Kentucky junior outfielder Ka'ai Tom admired the exploits of MLB star outfielder Shane Victorino.

And for good reason.

Victorino has carved out a distinguished big league career, winning the 2013 World Series title with the Boston Red Sox.

"It's pretty big knowing how successful he has been, especially when he went to the World Series a few years in a row with the Phillies," Tom said about Victorino. "Being from Hawaii just shows that I can do it as well. He is a big example to all players from Hawaii, not just me in general, that even though we may be far away from the mainland we can still have the same opportunities."

Tom, a native of Kaneohe, Hawaii, is a very similar player to Victorino. A 5-foot-9 hitter with surprising pop for his size and great wheels, Tom is an above-average defender in the outfield and has the ability to impact the game with a line-drive approach at the plate.

A junior left-handed hitter, Tom earned first-team All-Southeastern Conference honors in his debut season with the Wildcats in 2014. He narrowly missed the SEC batting crown for league games, batting .373 in conference play with 21 RBI.

Overall, Tom hit .328 as a sophomore, with 13 doubles, three homers, 41 RBI and 14 steals.

"Last year I was still transitioning in from junior college," Tom said. "I was still learning how to play baseball. There was a lot of knowledge I needed about how I could be better by hitting to all fields. Being a part of that club we had last year, (Austin) Cousino, (Max) Kuhn, MT (Micheal Thomas) and AJ (Reed), we had a lot of pop. Just following that and having them as mentors really helped me throughout the season."

Tom showed a disciplined approach and a discerning eye at the plate, sporting a .414 on-base percentage and 22-18 walk-strikeout ratio. "I always like to be fastball aggressive,"

Tom said. "If there is a pitch early in the count that is in the zone I like to swing. I like to clear my mind in between at-bats and know what the pitcher is doing before I get into the box. Having a good mindset helps me generate good at-bats."

A year after hitting before and behind Reed in the lineup as he swept every national player of the year award, Tom will face a different challenge in 2015.

"This year, we have a lot of team speed," Tom said. "We can utilize the hit-and-runs. We can execute on the bunts. We can put a lot more pressure on the pitching staff. Even though it is great to have the home run hitting team we had. But this year, we have some real speed. We have Kyle Barrett, Connor Heady and me, a few guys with great speed. Having a different team than last year can really put pressure on the pitching staff."

Now as a proven performer in the league's best conference, Tom is seeking to improve upon a stellar season.





## Wilson no longer a hidden gem

Storm Wilson was an accomplished switch hitter in high school.

He was the Commonwealth Journal Player of the Year as a high school senior at Somerset High School, hitting .557 with three homers, 13 triples and 25 steals.

Success was not something new to Wilson.

But as he got going in the fall of his first collegiate semester, while also trying to learn the ropes of becoming a strictly left-handed hitter, he found SEC competition to be quite stiff.

"It was tough, I didn't have a good fall," Wilson remembered. "I hit under .200, .160 or something. It was hard. I hit .600 in high school. So experiencing failure for the first time was tough and it was hard to get over."

Wilson, a native of Science, Hill, Ky., spent his redshirt season working feverishly to hone his craft. With the help of longtime UK hitting coach Brian Green, Wilson started focusing on his skill set as a speedy left-handed hitter.

He had an all-star 2013 summer in the Prospect League, finding his stroke with a .288 average in 55 games, stealing 15 bases.

Somewhat of an unknown to UK and Southeastern Conference fans in 2014, Wilson began the season as a back-up outfielder to proven standouts Kyle Barrett and Austin Cousino, and junior college hitting machine Ka'ai Tom. He made his first two appearances off the bench as a defensive replacement the first two weeks, before he was rewarded with his first career start as the DH at Old Domin-

ion.

After AJ Reed belted a two-out solo homer to tie the game in the seventh inning and the Wildcats managed to load the bases in a 5-5 game, Wilson came to the plate.

He was carrying a 0-for-3 with two looking strikeouts and was facing a veteran senior reliever for the Monarchs with the bases loaded in a tie game on the road in his first career start.

"It was my first actual start. After redshirting the year before that, any player is trying to get some validation for why they should be there," Wilson said. "I was still thinking about if I really belonged at this level. Going 0-for-3 in your first game as a starter, that ain't easy. Especially getting those two Ks."

Wilson smacked the game-winning, two-RBI single to rightfield to lift UK to a 7-5 win, with Ryne Combs working hitless relief to lock down the win.

"When I got up there and had that opportunity, I was just thinking about how I need to prove myself, I had to be strong and be tough," Wilson said. "They went left on left and I looked at BG (Brian Green) wondering if I was going to hit, and he kept me in there. Then when I got that hit I knew that I could do this at this level and since then it kind of took off."

That signaled that Wilson was going to get more playing time, and he started the next game vs. St. John's and the following weekend vs. Eastern Michigan.

With Tom nursing a hamstring injury, Wilson was called on to serve as UK's left-fielder during the SEC series opener at Ala-

bama. Wilson showcased the kind of toughness in the box and relentless quest for a quality at-bat that helped change the dynamic of a potent UK lineup.

"One at-bat that sticks out to me that I had was against Alabama, it was my first SEC AB against Spencer Turnbull," Wilson said. "It was a 10-pitch at-bat and I ended up lining out to centerfield. Everyone in the dugout was on my side, they were yelling for me, I got out but they were still going crazy. That is when I kind of turned that switch that people admire a player being a tough out. Since then that it has clicked for me that what I need to do to help the team win is be tough and get some (quality at-bats) going."

The Wildcats went on to lead all BCS conference schools in nearly every offensive category, including runs scored, with Wilson a scrappy hitter that forced pitchers into extended at-bats, pouncing on mistakes and playing the game with an infectious competitive fire.

"One of our keys as a ball club last year at the plate was to be really tough, be really tough with two strikes and be a hard out. I took that to heart," Wilson said. "I am not a guy that is going to hit 15 bombs every year. I'm not that kind of player. I am an on-base guy, I'll take the walks, the hit-by-pitches, do anything I can to help the team by getting on base."

Overall during his freshman season, Wilson hit .289 in 45 games, making the final 21 starts of the year as UK's rightfielder. He tied for the SEC freshmen home run lead with four, belting six doubles and driving in 20 runs – with 10 coming as two-out RBI. He reached base safely in 39 of his 45 games, hitting .409 in April and .305 in May.

Now as an experienced performer in the nation's top conference, Wilson will enter the 2015 season with a whole new set up internal and external expectations. He will be expected to be a vocal and emotional leader for a youthful UK lineup and continue to churn out quality at-bats at a strong clip, while also managing the challenge of playing in some of the best venues in college baseball.

"I am actually really excited to go to some of these venues," Wilson said. "As a team, when we got in a tough environment last year, we got better. That is kind of when we hit our stride. I am pumped."



# 2015 OPPONENTS



Mitch Gaspard



Mikey White



Dave Van Horn



Trey Killian



Sunny Golloway



Keegan Thompson



Rich Maloney



Zach Plesac

## Alabama



### University

Location: Tuscaloosa, Ala.  
Enrollment: 36,155  
Nickname: Crimson Tide  
Colors: Crimson and White  
Conference: Southeastern  
President: Dr. Judy Bonner  
Director of Athletics: Bill Battle  
Stadium: Hoover Metropolitan  
Capacity: 10,500+  
Dimensions: 325-365-400-365-325

### Sports Information

Baseball contact: Alex Thompson  
E-mail: athompson@ia.ua.edu  
Office: 205.348.3550  
Cell Phone: 440.666.7615  
Fax: 205.348.8841  
Website: www.rolltide.com

### Coaching Staff

Head coach: Mitch Gaspard  
Alma mater: UL-Lafayette (1988)  
Record at UA: 170-139, 5 years  
Career record: 380-277, 11 years  
Assistant coaches: Dax Norris, Andy Phillips, Nathan Kilcrease

### Baseball Information

2014 Record: 37-25  
Conference Record: 15-14  
2014 Postseason: NCAA Regional  
Letterwinners returning/lost: 23/7  
Position starters returning/lost: 5/3  
Starting pitchers returning/lost: 3/2

### Series Information

Series: Alabama leads, 59-38  
Last year: Alabama won 2-of-3 in series, UK won 7-1 in SEC Tournament

## Arkansas



### University

Location: Fayetteville, Ark.  
Enrollment: 25,365  
Nickname: Razorbacks  
Colors: Cardinal and White  
Conference: Southeastern  
President: Dr. G. David Gearhart  
Director of Athletics: Jeff Long  
Stadium: Baum Stadium  
Capacity: 10,737  
Dimensions: 320-375-400-365-325

### Sports Information

Baseball contact: David Beall  
E-mail: jdb048@uark.edu  
Office: 479.575.3114  
Cell Phone: 479.445.5336  
Fax: 479.575.7481  
Press box: 479.575.4141  
Website: www.arkansasrazorbacks.com

### Coaching Staff

Head coach: Dave Van Horn  
Alma mater: Arkansas (1988)  
Record at Arkansas: 484-270, 12 years  
Career record: 1,069-510, 26 years  
Assistant coaches: Tony Vitello, Dave Jorn, Christian Kowalchuk

### Baseball Information

2014 Record: 40-25  
Conference Record: 16-14  
2014 Postseason: NCAA Charlottesville Regional  
Letterwinners returning/lost: 17/13  
Position starters returning/lost: 6/3  
Pitchers returning/lost: 7/7

### Series Information

Series: Arkansas leads, 34-23  
Last year: DNP

April 10 • 8:35 pm  
April 11 • 8:05 pm  
April 12 • 3:05 pm

## Auburn



### University

Location: Auburn, Ala.  
Enrollment: 25,134  
Nickname: Tigers  
Colors: Burnt Orange and Navy Blue  
Conference: Southeastern  
President: Jay Gogue  
Director of Athletics: Jay Jacobs  
Stadium: Plainsman Park  
Capacity: 4,096  
Dimensions: 315-335-385-360-331

### Sports Information

Baseball contact: Taylor Bryan  
E-mail: jtb0028@auburn.edu  
Office: 334.844.9800  
Cell: 334.750.0791  
Fax: 334.844.9807  
Website: www.auburntigers.com

### Coaching Staff

Head coach: Sunny Golloway  
Alma mater: Oklahoma Christian (1984)  
Record at AU: 28-28, 1 year  
Career record: 709-365-1, 18 years  
Assistant coaches: Tom Holliday, Greg Norton, Hunter Vick

### Baseball Information

2014 Record: 28-28  
Conference Record: 10-20  
2014 Postseason: none

### Series Information

Series: Auburn leads, 74-42  
Last year: UK won 2-of-3 in series

## Ball State



### University

Location: Muncie, Ind.  
Enrollment: 17,851  
Nickname: Cardinals  
Colors: Cardinal and White  
Conference: Mid-American  
President: Dr. Jo Ann Gora  
Director of Athletics: Bill Scholl  
Stadium: Ball Diamond  
Capacity: 1,700

### Sports Information

Baseball contact: Joe Hernandez  
E-mail: jhernand@bsu.edu  
Office: 765.285.8242  
Cell: 765.730.4614  
Website: www.ballstatesports.com

### Coaching Staff

Head coach: Rich Maloney  
Alma mater: Western Michigan (1986)  
Record at BSU: 326-186-1, 9 years  
Career record: 667-430-1, 19 years  
Assistant coaches: Scott French, Travis Minix, Rhett Goodmiller

### Baseball Information

2014 Record: 39-18  
Conference Record: 22-4  
2014 Postseason: none

### Series Information

Series: BSU leads, 4-3  
Last year: DNP

Feb. 13 • 12:00 pm





Mike McRae



Connor Panas



Ty Neal



Ian Happ



Kevin O'Sullivan



Logan Shore



Scott Stricklin



Robert Tyler

**Canisus**

**Cincinnati**

**Florida**

**Georgia**



Feb. 27 • 4:00 pm  
Feb. 28 • 2:00 pm  
March 1 • 1:00 pm

**University**

Location: Buffalo, New York  
Enrollment: 3,369  
Nickname: Golden Griffins/Griffs  
Colors: Blue and Gold  
Conference: Metro Atlantic Athletic  
President: John J. Hurley  
Director of Athletics: Bill Maher  
Stadium: Demske Sports Complex  
Capacity: 2,196

**Sports Information**

Baseball contact: TBA  
Office: 716-888-8266  
Fax: 716-888-8444  
Website: www.gogriffs.com

**Coaching Staff**

Head coach: Mike McRae  
Alma mater: Colby College, 1991  
Record at UC: 217-132, 9 years  
Assistant coaches: Matt Mazurek,  
Paul Panik

**Baseball Information**

2014 Record: 40-16  
Conference Record: 20-4  
2014 Postseason: none

**Series Information**

Series: UK leads 6-0  
Last year: DNP



March 10 • 7:00 pm

**University**

Location: Cincinnati, Ohio  
Enrollment: 42,421  
Nickname: Bearcats  
Colors: Red and Black  
Conference: American Athletic  
President: Dr. Santa J. Ono  
Director of Athletics: Whit Babcock  
Stadium: Marge Schott Stadium  
Capacity: 3,085

**Sports Information**

Baseball contact: Alex Lange  
E-mail: alex.lange@uc.edu  
Office: 513.556.0618  
Cell Phone: 859.802.4867  
Fax: 513.556.0619  
Press box: 513.556.9645  
Website: www.gobearcats.com

**Coaching Staff**

Head coach: Ty Neal  
Alma mater: Miami (Oh), 1999  
Assistant coaches: J.D. Heilmann,  
Adam Bourassa, Dustin Coffman

**Baseball Information**

2014 Record: 22-31  
Conference Record: 6-18  
2014 Postseason: none

**Series Information**

Series: UK leads 58-29-2  
Last year: UK won both games in  
series



April 24 • 7:00 pm  
April 25 • 7:00 pm  
April 26 • 12:30 pm

**University**

Location: Gainesville, Fla.  
Enrollment: 49,913  
Nickname: Gators  
Colors: Orange and Blue  
Conference: Southeastern  
President: Dr. J. Bernard Machen  
Director of Athletics: Jeremy Foley  
Stadium: McKethan Stadium  
Capacity: 5,500  
Dimensions: 326-365-400-375-325

**Sports Information**

Baseball contact: John Hines  
E-mail: johnh@gators.ufl.edu  
Office: 352.375.4683  
Cell Phone: 352.317.7386  
Fax: 352.375.4809  
Press box: 352.375.4683 X 4355  
Website: www.gatorzone.com

**Coaching Staff**

Head coach: Kevin O'Sullivan  
Alma mater: Virginia (1991)  
Record at UF: 292-155, 7 years  
Career record: same  
Assistant coaches: Craig Bell, Brad  
Weitzel, Lars Davis

**Baseball Information**

2014 Record: 40-23  
Conference Record: 21-9  
2014 Postseason: NCAA Gainesville  
regional

**Series Information**

Series: Florida leads 132-61-1  
Last year: UK won 2-of-3 in series,  
split two games in SEC Tourna-  
ment



May 8 • 6:30 pm  
May 9 • 2:00 pm  
May 10 • 12:00 pm

**University**

Location: Athens, Ga.  
Enrollment: 34,816  
Nickname: Bulldogs  
Colors: Red and Black  
Conference: Southeastern  
President: Jere W. Morehead  
Director of Athletics: Greg McGarity  
Stadium: Foley Field  
Capacity: 3,291  
Dimensions: 350-370-404-365-314

**Sports Information**

Baseball contact: Christopher Lakos  
E-mail: clakos@sports.uga.edu  
Office: 706.542.7994  
Cell Phone: 706.714.2934  
Fax: 706.542.7994  
Press box: 706.542.6162  
Website: www.georgiadogs.com

**Coaching Staff**

Head coach: Scott Stricklin  
Alma mater: Kent State (1995)  
Record at UGA: First year  
Career record: 376-217-1, 10 years  
Assistant coaches: Fred Corral,  
Scott Daeley, Jimmy Rider

**Baseball Information**

2014 Record: 26-29-1  
Conference Record: 11-18-1  
2014 Postseason: none

**Series Information**

Series: Georgia leads 127-90-1  
Last year: UK won 2-of-3 in series



Chris Lemonis



Scott Donley



Dan McDonnell



Zach Lucas



Paul Mainieri



Alex Bregman




**Indiana**

**Louisville**

**LSU**

**Massachusetts**



March 31 • 4:00 pm

**University**

Location: Bloomington, Ind.  
 Enrollment: 42,731  
 Nickname: Hoosiers  
 Colors: Cream and Crimson  
 Conference: Big Ten  
 President: Michael A. McRobbie  
 Director of Athletics: Fred Glass  
 Stadium: Bart Kaufman Field  
 Capacity: 2,500  
 Dimensions: 330-370-400-380-340

**Sports Information**

Baseball contact: Andrew Lentz  
 E-mail: [lentz@indiana.edu](mailto:lentz@indiana.edu)  
 Of☐ce: 812.855.4770  
 Fax: 812.855.9401  
 Press box: 812.855.4787  
 Website: [www.iuhoosiers.com](http://www.iuhoosiers.com)

**Coaching Staff**

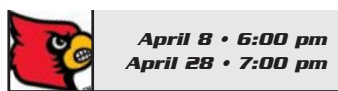
Head coach: Chris Lemonis  
 Alma mater: The Citadel (1992)  
 Record at IU: First year  
 Career record: First year  
 Assistant coaches: Kyle Bunn, Kyle Cheesebrough, Shawn Roof

**Baseball Information**

2014 Record: 44-15  
 Conference Record: 21-3  
 2013 Postseason: NCAA Bloomington Regional

**Series Information**

Series: UK leads 19-16  
 Last year: UK lost, 7-2



April 8 • 6:00 pm  
 April 28 • 7:00 pm

**University**

Location: Louisville, Ky.  
 Enrollment: 22,000  
 Nickname: Cardinals  
 Colors: Red and Black  
 Conference: Atlantic Coast  
 President: Dr. James Ramsey  
 Director of Athletics: Tom Jurich  
 Stadium: Jim Patterson Stadium  
 Capacity: 4,000  
 Dimensions: 330-375-402-377-330

**Sports Information**

Baseball contact: Garrett Wall  
 E-mail: [g.wall@louisville.edu](mailto:g.wall@louisville.edu)  
 Of☐ce: 502.852.3088  
 Fax: 502.852.7401  
 Press box: 502.852.3700  
 Website: [www.gocards.com](http://www.gocards.com)

**Coaching Staff**

Head coach: Dan McDonnell  
 Alma mater: The Citadel (1992)  
 Record at UL: 359-159, 8 years  
 Career record: same  
 Assistant coaches: Roger Williams, Eric Snider, Adam Vrable

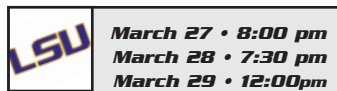
**Baseball Information**

2014 Record: 50-17  
 Conference Record: 19-5  
 2014 Postseason: College World Series

Letterwinners returning/lost: 19/9  
 Position starters returning/lost: 5/4  
 Pitchers returning/lost: 10/5

**Series Information**

Series: UK leads 69-37-1  
 Last year: UK won 8-3 in Lexington, Won 4-2 in Louisville, and lost 1-4 in NCAA Regional



March 27 • 8:00 pm  
 March 28 • 7:30 pm  
 March 29 • 12:00pm

**University**

Location: Baton Rouge, La.  
 Enrollment: 29,865  
 Nickname: Fighting Tigers  
 Colors: Purple and Gold  
 Conference: Southeastern  
 President: Dr. F. King Alexander  
 Director of Athletics: Joe Alleva  
 Stadium: Alex Box Stadium  
 Capacity: 10,326  
 Dimensions: 330-365-405-365-330

**Sports Information**

Baseball contact: Bill Franques  
 E-mail: [wfranqu@lsu.edu](mailto:wfranqu@lsu.edu)  
 Of☐ce: 225.578.2527  
 Cell Phone: 225.241.4359  
 Press box: 225.578.4149  
 Website: [www.lsusports.net](http://www.lsusports.net)

**Coaching Staff**

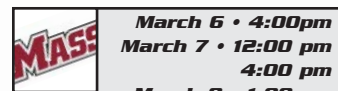
Head coach: Paul Mainieri  
 Alma mater: FIU (1980)  
 Record at LSU: 315-133-2, 7 years  
 Career record: 1179-625-7, 31 years  
 Assistant coaches: Alan Dunn, Javi Sanchez, Will Davis

**Baseball Information**

2014 Record: 46-16-1  
 Conference Record: 17-11-1  
 2014 Postseason: Baton Rouge Regional

**Series Information**

Series: LSU leads 46-25-1  
 Last year: DNP



March 6 • 4:00pm  
 March 7 • 12:00 pm  
 4:00 pm  
 March 8 • 1:00 pm

**University**

Location: Amherst, Mass.  
 Enrollment: 27,019  
 Nickname: Minutemen  
 Colors: Maroon, black, grey, white  
 Conference:  
 President: Dr. Kumble Subbaswamy  
 Director of Athletics: John McCutcheon  
 Stadium: Earl Lorden Field  
 Capacity:  
 Dimensions:

**Sports Information**

Baseball contact: Jillian Jakuba  
 E-mail: [jjakuba@admin.umass.edu](mailto:jjakuba@admin.umass.edu)  
 Of☐ce: 413.545.2439  
 Cell Phone: 413.577.0053  
 Website: [www.umassathletics.com](http://www.umassathletics.com)

**Coaching Staff**

Head coach: Mike Stone  
 Alma mater: UMASS (1982)  
 Record at LSU: 648-609-3, 27 years  
 Career record: 702-699-5, 32 years  
 Assistant coaches: Mike Sweeney, Rich Graef

**Baseball Information**


2014 Record: 15-31  
 Conference Record: 12-15  
 2014 Postseason: none

**Series Information**

Series: First Ever Meeting



John Cohen



Gavin Collins



Tim Jamieson



Josh Lester



Mike McGuire



Brandon Rawe



Kevin Moulder



Brock Downey

**Mississippi State**

**Missouri**

**Morehead State**

**Murray State**



March 20 • 6:30 pm  
March 21 • 2:00 pm  
March 22 • 1:00 pm



May 14 • 7:00 pm  
May 15 • 7:00pm  
May 16 • 2:00 pm



Feb. 25 • 4:00pm



March 3 • 4:00 pm

**University**

Location: Starkville, Miss.  
Enrollment: 20,365  
Nickname: Bulldogs  
Colors: Maroon and White  
Conference: Southeastern  
President: Dr. Mark Keenum  
Director of Athletics: Scott Stricklin  
Stadium: Dudy Noble Field, Polk-De-  
Ment Stadium  
Capacity: 7,200  
Dimensions: 330-376-390-374-326

**Sports Information**

Baseball contact: Kyle Niblett  
E-mail: kniblett@athletics.msstate.  
edu  
Of☎ce: 662.325.8040  
Fax: 662.325.2563  
Website: www.hailstate.com

**Coaching Staff**

Head coach: John Cohen  
Alma mater: Mississippi St (1990)  
Record at MSU: 216-155, 6 years  
Career record: 805-538-2, 23 years  
Assistant coaches: Butch Thomp-  
son, Greg Drye, Nick Mingione

**Baseball Information**

2014 Record: 39-24  
Conference Record: 18-12  
2014 Postseason: NCAA Lafayette  
Regional  
Letterwinners returning/lost: 19/5  
Position starters returning/lost: 8/2  
Pitchers returning/lost: 13/3

**Series Information**

Series: MSU leads 33-56  
Last year: UK won 7-6 (12) in SEC  
Tournament

**University**

Location: Columbia, Mo.  
Enrollment: 34,658  
Nickname: Tigers  
Colors: Old Gold and Black  
Conference: Southeastern  
President: Dr. Brady Deaton  
Director of Athletics: Michael Alden  
Stadium: Taylor Stadium  
Capacity: 3,031

**Sports Information**

Baseball contact: Shawn Davis  
E-mail: davissaw@missouri.edu  
Of☎ce: 573.882.0711  
Cell: 573.268.4275  
Fax: 573.882.4720  
Website: www.mutigers.com

**Coaching Staff**

Head coach: Tim Jamieson  
Alma mater: New Orleans (1984)  
Record at Miz: 642-507-2, 20 years  
Career record: same  
Assistant coaches: Kerrick Jackson,  
Hunter Mense

**Baseball Information**

2014 Record: 20-33  
Conference Record: 6-24  
2014 Postseason: none

**Series Information**

Series: Missouri leads 3-4  
Last year: Missouri won 2-of-3 in  
series

**University**

Location: Morehead, Ky.  
Enrollment: 10,951  
Nickname: Eagles  
Colors: Blue and Gold  
Conference: Ohio Valley  
President: Dr. Wayne D. Andrews  
Director of Athletics: Brian Hutchin-  
son  
Stadium: Allen Field  
Capacity: 1,000

**Sports Information**

Baseball contact: Matt Schabert  
E-mail: m.schabert@moreheadstate.  
edu  
Of☎ce: 606.783.2556  
Cell Phone: 606.202.3575  
Fax: 606.783.2550  
Website: www.msueagles.com

**Coaching Staff**

Head coach: Mike McGuire  
Alma mater: South Carolina (1992)  
Record at MSU: 45-68, 2 years  
Career record: 187-157, 6 years  
Assistant coaches: Adam Brown,  
Graham Johnson, PJ McIntee

**Baseball Information**

2014 Record: 29-28  
Conference Record: 16-14  
2014 Postseason: none  
Letterwinners returning/lost: 22/11  
Position starters returning/lost: 6/2  
Pitchers returning/lost: 9/5

**Series Information**

Series: UK leads series 44-25  
Last year: DNP

**University**

Location: Murray, Ky.  
Enrollment: 11,207  
Nickname: Thoroughbreds  
Colors: Navy and Gold  
Conference: Ohio Valley  
President: Dr. Bob Davies  
Director of Athletics: Allen Ward  
Stadium: Reagan Field  
Capacity: 800

**Sports Information**

Baseball contact: Catherine Prince  
E-mail: cprince4@murraystate.edu  
Of☎ce: 270.809.7051  
Cell Phone: 270.238.9872  
Fax: 270.809.6814  
Press box: 270.809.5650  
Website: www.goracers.com

**Coaching Staff**

Head coach: Kevin Moulder  
Alma mater: Murrury State (2004)  
Record at MSU: first Season  
Career record: Same  
Assistant coaches: Andy Morgan,  
Daniel Dulin

**Baseball Information**

2014 Record: 23-29  
Conference Record: 14-16  
2014 Postseason: none  
Letterwinners returning/lost: 21/6  
Position starters returning/lost: 8/2  
Pitchers returning/lost: 8/4

**Series Information**

Series: UK leads 14-5  
Last year: Murray St won 4-3 (12)



Todd Asalon



Cole Bauml



Mike Bianco



Sikes Orvis



Rob Smith



Mitch Longo



Tracy Woodson



Tanner Stanley

**Northern Kentucky**

**Ole Miss**

**Ohio**

**Richmond**



May 12 • 7:00 pm



March 17 • 4:00 pm



Feb. 14 • 12:00 pm

**University**

Location: Highland Heights, Ky.  
Enrollment: 15,750  
Nickname: Norse  
Colors: Gold, Black and White  
Conference: Atlantic Sun  
President: Geoffrey S. Mearns  
Director of Athletics: Ken Bothof  
Stadium: Bill Aker Baseball Complex  
Capacity: 500

**Sports Information**

Baseball contact: Kelli Marksburly  
E-mail: moynahank@nku.com  
Cell: 859.572.7850  
Website: www.nkunorse.com

**Coaching Staff**

Head coach: Todd Asalon  
Alma mater: Northern Kentucky (1994)  
Record at NKU: 456-356-1, 14 years  
Career record: 600-448-1, 19 years  
Assistant coaches: Todd Asalon,  
Dizzy Peyton, Brad Gschwind

**Baseball Information**

2014 Record: 14-37  
Conference Record: 6-21  
2014 Postseason: none  
Letterwinners returning/lost: 14/13  
Position starters returning/lost: 5/5

**Series Information**

Series: UK leads 7-0  
Last year: DNP

**University**

Location: Oxford, Miss.  
Enrollment: 22,286  
Nickname: Rebels  
Colors: Cardinal Red and Navy Blue  
Conference: Southeastern  
President: Dr. Daniel W. Jones  
Director of Athletics: Ross Bjork  
Stadium: Swayze Field  
Capacity: 10,323  
Dimensions: 330-365-390-365-330

**Sports Information**

Baseball contact:  
E-mail: @olemiss.edu  
Of«ce: 662.915.1083  
Fax: 662.915.7006  
Website: www.olemisssports.com

**Coaching Staff**

Head coach: Mike Bianco  
Alma mater: LSU (1989)  
Record at OM: 557-323-1, 15 years  
Career record: 657-394-1, 16 years  
Assistant coaches: Carl Lafferty,  
Mike Clement, Stephen Head

**Baseball Information**

2014 Record: 48-21  
Conference Record: 19-11  
2014 Postseason: NCAA College  
World Series  
Letterwinners returning/lost: 20/10  
Position starters returning/lost: 6/3  
Pitchers returning/lost: 11/5

**Series Information**

Series: Ole Miss leads, 47-31  
Last year: Ole Miss swept 3-game  
series

**University**

Location: Athens, Ohio  
Enrollment: 35,000  
Nickname: Bobcats  
Colors: Hunter Green and White  
Conference: Mid-American  
President: Dr. Roderick J. McDavis  
Director of Athletics: Jim Schaus  
Stadium: Bob Wren Field  
Capacity: 4,000

**Sports Information**

Baseball contact: Kerry Crump  
E-mail: kc782210@ohio.edu  
Of«ce: 740.593.1000  
Fax: 740.593.1300  
Website: www.ohiobobcats.com

**Coaching Staff**

Head coach: Rob Smith  
Alma mater: Indiana (1998)  
Record at Ohio: 25-79, 2 years  
Career record: same  
Assistant coaches: Craig Moore,  
Mitch Mormann, CJ Wamsley

**Baseball Information**

2014 Record: 11-40  
Conference Record: 7-20  
2014 Postseason: none

**Series Information**

Series: UK leads, 9-7  
Last year: DNP

**University**

Location: Richmond, Va.  
Enrollment: 3,000  
Nickname: Spiders  
Colors: Red and Blue  
Conference: Atlantic 10  
President: Dr. Edward L. Ayers  
Director of Athletics: Keith Gill  
Stadium: Pitt Field  
Capacity: 600  
Dimensions: 328-360-390-360-328

**Sports Information**

Baseball contact: Scott Burns  
E-mail: sburns2@richmond.edu  
Of«ce: 804.287.6313  
Cell Phone: 804.398.1726  
Fax: 804.289.8820  
Press box: 804.289.8714  
Website: www.richmondspiders.com

**Coaching Staff**

Head coach: Tracy Woodson  
Alma mater: Valparaiso (2010)  
Record at Richmond: 24-28-1, 1  
year  
Career record: 211-238-1, 8 years  
Assistant coaches: Matt Tyner, Josh  
Davis, Mike Goldberg

**Baseball Information**

2014 Record: 24-28-1  
Conference Record: 13-12  
2014 Postseason: none  
Letterwinners returning/lost: 19/10  
Position starters returning/lost: 7/2  
Pitchers returning/lost: 12/2

**Series Information**

Series: Series tied at 2-2  
Last year: DNP



Chad Holbrook



Jack Wynkoop



Dan Hubbs



Kyle Davis



Dave Serrano



Christin Stewart



Rob Childress



Nick Banks

**South Carolina**

**Southern California**

**Tennessee**

**Texas A&M**



March 13 • 7:00 pm  
 March 14 • 4:00 pm  
 March 15 • 1:30 pm



Feb. 19 • 9:00 pm



April 16 • 7:00 pm  
 April 17 • 6:30 pm  
 April 18 • 12:00 pm



April 2 • 7:00 pm  
 April 3 • 7:00 pm  
 April 4 • 1:00 pm

**University**

Location: Columbia, S.C.  
 Enrollment: 31,288  
 Nickname: Gamecocks  
 Colors: Garnett and Black  
 Conference: Southeastern  
 President: Dr. Harris Pastides  
 Director of Athletics: Ray Tanner  
 Stadium: Carolina Stadium  
 Capacity: 8,242  
 Dimensions: 325-375-400-375-325

**University**

Location: Los Angeles, Calif.  
 Enrollment: 40,000  
 Nickname: Trojans  
 Colors: Cardinal and Gold  
 Conference: Pac-12  
 President: C.L. Max Nikias  
 Director of Athletics: Pat Haden  
 Stadium: Dedeaux Field  
 Capacity: 2,500  
 Dimensions: 335-375-395-365-335

**University**

Location: Knoxville, Tenn.  
 Enrollment: 27,410  
 Nickname: Volunteers  
 Colors: Orange and White  
 Conference: Southeastern  
 President: Dr. Joe DiPietro  
 Director of Athletics: Dave Hart  
 Stadium: Lindsey Nelson Stadium  
 Capacity: 4,283  
 Dimensions: 320-390-320

**University**

Location: College Station, Texas  
 Enrollment: 58,809  
 Nickname: Aggies  
 Colors: Maroon and White  
 Conference: Southeastern  
 President: Dr. R. Bowen Loftin  
 Director of Athletics: Eric Hyman  
 Stadium: Blue Bell Park  
 Capacity: 6,100  
 Dimensions: 330-375-400-375-330

**Sports Information**

Baseball contact: Andrew Kitick  
 E-mail: kitick@mailbox.sc.edu  
 Ofc«ce: 803.777.5257  
 Cell Phone: 803.240.4150  
 Fax: 803.777.2967  
 Press box: 803.777.6648  
 Website: www.gamecocksonline.com

**Sports Information**

Baseball contact: Rachel Caton  
 E-mail: rcaton@usc.edu  
 Ofc«ce: 213.740.3809  
 Cell Phone: 213.447.3800  
 Fax: 213.740.7584  
 Press box: 213.748.3449  
 Website: www.usctrojans.com

**Sports Information**

Baseball contact: MJ Burns  
 E-mail: MJBurns@utk.edu  
 Ofc«ce: 865.974.8876  
 Cell Phone: 713.419.4583  
 Fax: 865.974.8875  
 Press box: 865.974.3376  
 Website: www.utsports.com

**Sports Information**

Baseball contact: Thomas Dick  
 E-mail: tdick@athletics.tamu.edu  
 Ofc«ce: 979.862.5486  
 Cell: 512.784.2153  
 Fax: 979.845.6825  
 Press box: 979.458.3604  
 Website: www.12thman.com

**Coaching Staff**

Head coach: Chad Holbrook  
 Alma mater: North Carolina (1994)  
 Record at SC: 87-38, 2 years  
 Career record: same  
 Assistant coaches: Jerry Meyers,  
 Sammy Esposito, Brian Buscher

**Coaching Staff**

Head coach: Dan Hubbs  
 Record at USC: 49-60, 2 years  
 Career record: same  
 Assistant coaches: Gabe Alvarez,  
 Matt Curtis

**Coaching Staff**

Head coach: Dave Serrano  
 Career Record: 366-223-1, 10 years  
 Assistant coaches: Greg Bergeron,  
 Aric Thomas, Chip Dill

**Coaching Staff**

Head coach: Rob Childress  
 Alma mater: Northwood (1990)  
 Record at TAMU: 359-208-2, 9 years  
 Career record: same  
 Assistant coaches: Andy Sawyers,  
 Will Bolt, Austin Morgan

**Baseball Information**

2014 Record: 44-18  
 Conference Record: 18-12  
 2014 Postseason: NCAA Columbia  
 Regional

**Baseball Information**

2014 Record: 29-24  
 Conference Record: 16-14  
 2014 Postseason: none  
 Letterwinners returning/lost: 24/11  
 Position starters returning/lost: 8/2  
 Pitchers returning/lost: 7/7

**Baseball Information**

2014 Record: 31-23  
 Conference Record: 12-18  
 2014 Postseason: none  
 Letterwinners returning/lost: 19/9  
 Position starters returning/lost: 5/3  
 Pitchers returning/lost: 7/6

**Baseball Information**

2014 Record: 36-26  
 Conference Record: 14-16  
 2014 Postseason: NCAA Houston  
 Regional

**Series Information**

Series: South Carolina leads, 45-34  
 Last year: UK won series, 2-of-3

**Series Information**

Series: USC leads, 1-0  
 Last year: DNP

**Series Information**

Series: UT leads, 164-143  
 Last year: UT won series, 2-of-3

**Series Information**

Series: Series tied 3-3  
 Last year: UK won series, 2-of-3



Andrew Checketts



Dillon Tate



Mark Scalf



Corey Dick



Tim Corbin



Dansby Swanson



Matt Myers



Anderson Miller

**UC Santa Barbara**

**UNC Wilmington**

**Vanderbilt**

**Western Kentucky**



Feb. 20 • 5:00 pm  
Feb. 21 • 5:00 pm  
Feb. 22 • 4:00 pm



Feb. 15 • 1:30 pm



May 1 • 6:30 pm  
May 2 • 6:30 pm  
May 3 • 1:00 pm



March 24 • 7:00 pm  
April 14 • 6:30 pm

**University**

Location: Santa Barbara, Calif.  
Enrollment: 22,225  
Nickname: Gauchos  
Colors: Blue and Gold  
Conference: Big West  
President: Henry T. Yang  
Director of Athletics:  
John McCutcheon  
Stadium: Caesar Uyesaka  
Capacity: 1,000  
Dimensions: 335-385-400-385-335

**Sports Information**

Baseball contact: Andrew Wagner  
E-mail: andrew.wagner@ucsb.edu  
Ofc: 805.893.8603  
Website: www.ucsbgauchos.com

**Coaching Staff**

Head coach: Andrew Checketts  
Alma mater: Oregon State (1998)  
Record at UCSB: 97-70-1  
Career record: same  
Assistant coaches: Neil Walton,  
Eddie Cornejo

**Baseball Information**

2014 Record: 34-17-1  
Conference Record: 12-12  
2014 Postseason: none  
Letterwinners returning/lost: 24/13  
Position starters returning/lost: 6/3  
Pitchers returning/lost: 10/5

**Series Information**

Series: first meeting

**University**

Location: Wilmington, N.C.  
Enrollment: 12,500  
Nickname: Seahawks  
Colors: Teal, Navy and Gold  
Conference: Colonial Athletic Association  
President: Dr. William Sederburg  
(Interim)  
Director of Athletics: Jimmy Bass  
Stadium: Brooks Field  
Capacity: 3,500  
Dimensions: 340-360-380-360-340

**Sports Information**

Baseball contact: Tom Riordan  
E-mail: riordant@uncw.edu  
Ofc: 910.962.4099  
Cell Phone: 910.297.4793  
Website: www.uncwsports.com

**Coaching Staff**

Head coach: Mark Scalf  
Alma mater: UNCW (1980)  
Record at UNCW: 758-587-1, 23  
years  
Career record: same  
Assistant coaches: Randy Hood,  
Matt Williams, Robbie Monday

**Baseball Information**

2014 Record: 30-27  
Conference Record: 10-9  
2014 Postseason: none  
Letterwinners returning: 19  
Position starters returning: 5  
Pitchers returning: 4

**Series Information**

Series: UK leads, 2-0  
Last year: UK won, 10-4

**University**

Location: Nashville, Tenn.  
Enrollment: 6,835  
Nickname: Commodores  
Colors: Black and Gold  
Conference: Southeastern  
President: Nicholas Zeppos  
Director of Athletics: David Williams  
Stadium: Charles Hawkins Field  
Capacity: 3,626  
Dimensions: 310-375-400-375-330

**Sports Information**

Baseball contact: Kyle Parkinson  
E-mail: kyle.parkinson@vanderbilt.edu  
Ofc: 615.343.0020  
Cell Phone: 479.871.0817  
Press box: 615.320.0436  
Website: www.vucommodores.com

**Coaching Staff**

Head coach: Tim Corbin  
Alma mater: Ohio Wesleyan (1984)  
Record at VU: 465-229, 11 years  
Career record: 571-367, 16 years  
Assistant coaches: Travis Jewett,  
Scott Brown, Drew Hedman

**Baseball Information**

2014 Record: 51-21  
Conference Record: 17-13  
2014 Postseason: NCAA National  
Champions

**Series Information**

Series: UK leads, 142-138-5  
Last year: VU won series, 2-of-3

**University**

Location: Bowling Green, Ky.  
Enrollment: 21,045  
Nickname: Hilltoppers  
Colors: Red and White  
Conference: Conference  
President: Dr. Gary Ransdell  
Director of Athletics: Todd Stewart  
Stadium: Nick Denes Field  
Capacity: 1,500

**Sports Information**

Baseball contact: Jeremy Brown  
E-mail: jeremy.brown@wku.edu  
Ofc: 270.745.5388  
Cell Phone: 812.205.6229  
Website: www.wkusports.com

**Coaching Staff**

Head coach: Matt Myers  
Alma mater: Tennessee (1998)  
Record at WKU: 82-90, 3 years  
Career record: 171-218, 7 years  
Assistant coaches: Blake Allen,  
Brendan Dougherty, Devin Kelly

**Baseball Information**

2014 Record: 29-28  
Conference Record: 15-15  
2014 Postseason: none  
Letterwinners returning/lost: 20/12  
Position starters returning/lost: 6/3  
Starting Pitchers returning/lost: 9/6

**Series Information**

Series: UK leads 32-26  
Last year: UK won 10-3



Greg Lovelady



Michael Timm



Scott Googins



Daniel Rizzie

**Wright State**

**Xavier**



March 4 • 4:00 pm



April 21 • 6:30 pm

**University**

Location: Dayton, Ohio  
 Enrollment: 18,786  
 Nickname: Raiders  
 Colors: Hunter Green and Gold  
 Conference: Horizon League  
 President: Dr. David Hopkins  
 Director of Athletics: Bob Grant  
 Stadium: Nischwitz Stadium  
 Capacity: 750  
 Dimensions: 330-377-400-377-330

**Sports Information**

Baseball contact: Matt Zircher  
 E-mail: matt.zircher@wright.edu  
 Office: 937.775.2831  
 Cell: 937.304.6586  
 Fax: 937.775.2368  
 Website: www.wsuraiders.com

**Coaching Staff**

Head coach: Greg Lovelady  
 Alma mater: Miami (Fla.) (2001)  
 Record at WSU: 35-22, 1 year  
 Career record: same  
 Assistant coaches: Justin Parker,  
 Jeff Mercer, Jordan Chiero

**Baseball Information**

2014 Record: 35-22  
 Conference Record: 25-4  
 2014 Postseason: none  
 Letterwinners returning/lost: 18/10  
 Position starters returning/lost: 5/4

**Series Information**

Series: UK leads, 11-7  
 Last year: UK won, 7-1

**University**

Location: Cincinnati, Ohio  
 Enrollment: 6,650  
 Nickname: Musketeers  
 Colors: Navy Blue, Gray and White  
 Conference: Big East  
 President: Michal Graham  
 Director of Athletics: Greg Christopher  
 Stadium: Hayden Field  
 Capacity: 500

**Sports Information**

Baseball contact: Brendan Bergen  
 E-mail: bergenb@xavier.edu  
 Office: 513.745.3388  
 Cell: 513.320.4876  
 Fax: 513.745.2825  
 Website: www.goxavier.com

**Coaching Staff**

Head coach: Scott Googins  
 Alma mater: Ohio Wesleyan (1992)  
 Record at XU: 260-262, 9 years  
 Career record: same  
 Assistant coaches: Nick Otte, Billy  
 O'Conner, Andy Revell

**Baseball Information**

2014 Record: 30-29  
 Conference Record: 8-10  
 2014 Postseason: NCAA Nashville  
 Regional  
 Letterwinners returning/lost: 23/10  
 Position starters returning/lost: 6/2  
 Pitchers returning/lost: 11/3

**Series Information**

Series: UK leads, 31-8  
 Last year: UK won, 6-3









4/5/1961	A	W, 8-1	4/28/1984	A	L, 1-5	4/18/2010	H	W, 6-5	3/27/1970	A	L, 3-4	1979	A	L, 1-8
4/6/1961	A	L, 4-6	4/29/1984	A	L, 2-9	5/19/2011	A	L, 6-9	3/28/1970	A	L, 7-9	1979	A	L, 9-20
4/25/1962	H	L, 1-5	3/2/1985	A	L, 0-3	5/20/2011	A	W, 14-1	4/30/1971	H	W, 6-4	1979	A	W, 9-0
4/26/1962	H	L, 1-9	3/2/1985	A	L, 1-12	5/21/2011	A	L, 3-19	4/30/1971	H	W, 4-1	4/5/1980	A	W, 10-2
4/9/1963	A	L, 2-7	3/3/1985	A	L, 3-15	5/3/2012	H	L, 3-5	5/1/1971	H	L, 5-9	4/5/1980	A	W, 6-2
4/10/1963	A	L, 4-9	4/6/1985	H	L, 0-10	5/4/2012	H	L, 1-5	4/28/1972	A	W, 4-2	4/6/1980	A	L, 3-12
4/22/1964	H	W, 5-4	4/6/1985	H	W, 8-6	5/5/2012	H	W, 2-1	4/28/1972	A	W, 9-2	4/4/1981	A	L, 2-4
4/23/1964	H	L, 5-6	4/7/1985	H	L, 2-5	3/15/2013	A	L, 1-4	4/29/1972	A	L, 3-7	4/4/1981	A	W, 7-6
3/16/1965	A	L, 0-2	3/29/1986	H	L, 0-5	3/16/2013	A	W, 11-5	4/27/1973	H	L, 2-5	4/5/1981	A	W, 8-6
3/17/1965	A	L, 1-25	3/29/1986	H	L, 2-3	3/17/2013	A	W, 6-2	4/28/1973	H	W, 8-5	5/2/1981	H	L, 2-6
4/25/1966	H	L, 5-9	3/30/1986	H	L, 6-7	4/4/2014	H	W, 17-1	4/26/1974	A	W, 9-1	5/2/1981	H	W, 12-3
3/13/1967	A	L, 0-1	4/4/1987	A	L, 2-12	4/5/2014	H	L, 10-11	4/26/1974	A	W, 6-3	5/3/1981	H	W, 10-4
3/13/1967	A	L, 0-1	4/4/1987	A	L, 3-10	4/6/2014	H	W, 9-8	4/27/1974	A	L, 6-7	4/3/1982	A	L, 6-7
3/14/1967	A	L, 3-8	4/5/1987	A	L, 3-10	5/21/2014	N	W, 4-2	4/26/1975	H	L, 6-9	4/3/1982	A	W, 7-4
5/3/1968	H	L, 1-2	5/14/1987	N	W, 5-4	5/24/2014	N	L, 5-6	4/26/1975	H	L, 4-5	4/4/1982	A	L, 11-12
5/3/1968	H	L, 2-3	3/5/1988	H	L, 1-3	at Lexington: UK trails 30-54-1			1976	A	W, 6-4	5/8/1982	H	L, 4-10
5/4/1968	H	L, 3-13	3/6/1988	H	W, 7-1	at Gainesville: UK trails 19-63			1976	A	W, 5-3	5/8/1982	H	L, 7-15
4/18/1969	A	L, 1-6	3/6/1988	H	W, 11-10	Neutral: UK trails 3-5			1976	A	W, 7-6	5/9/1982	H	L, 2-13
4/18/1969	A	L, 2-6	3/3/1989	A	L, 9-10				1976	H	W, 3-2	3/5/1983	A	L, 0-1
4/19/1969	A	L, 2-9	3/4/1989	A	L, 6-12				1976	H	W, 16-8	3/5/1983	A	W, 1-0
4/17/1970	H	L, 0-10	3/4/1989	A	W, 7-4				1976	H	L, 5-9	3/6/1983	A	L, 7-10
4/17/1970	H	L, 0-4	5/12/1990	H	L, 9-15				1977	A	L, 0-5	3/31/1984	A	L, 2-4
4/18/1970	H	L, 3-5	5/12/1990	H	W, 8-6	5/29/1921	H	n/a	1977	A	L, 8-10	3/31/1984	A	W, 7-2
4/16/1971	A	L, 6-9	5/11/1991	A	L, 0-5	5/30/1921	H	L, 1-11	1977	A	L, 0-5	4/1/1984	A	W, 20-11
4/16/1971	A	W, 8-3	5/11/1991	A	W, 6-1	5/8/1922	A	L, 0-1	1977	H	W, 8-5	5/5/1984	H	L, 2-6
4/17/1971	A	L, 3-8	5/12/1991	A	L, 2-14	5/9/1922	A	L, 7-11	1977	H	W, 5-4	5/5/1984	H	L, 7-8
3/19/1973	A	W, 2-1	4/18/1992	H	L, 0-7	5/28/1926	H	L, 7-11	1977		W, 2-0	5/6/1984	H	W, 14-2
3/19/1973	A	W, 3-0	4/18/1992	H	W, 10-5	5/29/1926	H	L, 2-16	1978	A	L, 4-5	3/23/1985	A	L, 6-7
3/20/1973	A	L, 0-9	4/19/1992	H	L, 4-9	4/13/1927	A	W, 15-6	1978	A	L, 0-1	3/23/1985	A	W, 7-5
4/12/1974	H	W, 3-0	4/24/1993	A	W, 5-3	4/14/1927	A	W, 7-6	1978	A	L, 2-5	3/24/1985	A	L, 10-11
4/12/1974	H	W, 8-0	4/24/1993	A	W, 7-6	4/2/1928	A	L, 0-9	1978	H	L, 12-15	4/28/1985	H	L, 0-3
4/13/1974	H	L, 1-2	4/25/1993	A	W, 7-4	4/3/1928	A	L, 1-6	1978	H	L, 3-6	4/28/1985	H	L, 4-10
4/12/1975	A	W, 4-2	5/20/1993	N	W, 7-1	4/23/1948	H	W, 12-10	1978	H	W, 3-2	5/3/1986	H	L, 7-8
4/12/1975	A	W, 6-2	4/22/1994	H	L, 15-16	4/24/1948	H	L, 2-26	1978	H	L, 2-3	5/3/1986	H	W, 11-2
4/13/1975	A	W, 6-5	4/23/1994	H	W, 11-5	5/19/1948	A	L, 9-13	1979	H	W, 4-2	5/4/1986	H	W, 12-2
3/20/1976	A	L, 2-3	4/24/1994	H	W, 6-1	5/20/1948	A	W, 11-6	1979	H	W, 11-4	5/9/1987	A	L, 3-6
3/20/1976	A	L, 2-4	4/21/1995	A	L, 1-5	4/22/1949	H	W, 3-2						
3/21/1976	A	L, 1-5	4/22/1995	A	L, 3-7	4/23/1949	H	L, 12-13						
4/16/1976	H	W, 5-1	4/23/1995	A	L, 4-8	5/18/1949	A	L, 0-15						
4/16/1976	H	W, 6-5	4/19/1996	H	W, 7-4	5/19/1949	A	L, 7-13						
4/17/1976	H	W, 1-0	4/20/1996	H	L, 5-10	4/3/1950	A	L, 2-5						
4/1/1977	A	L, 4-5	4/21/1996	H	L, 3-10	4/4/1950	A	L, 4-6						
4/1/1977	A	L, 11-12	4/18/1997	A	L, 3-8	5/3/1950	H	T, 3-3 (13)						
4/2/1977	A	L, 4-6	4/19/1997	A	L, 4-8	5/4/1950	H	W, 8-7						
4/22/1977	H	W, 12-3	4/20/1997	A	L, 6-18	4/2/1951	A	L, 3-5 (7)						
4/23/1977	H	W, 4-1	4/3/1998	H	L, 10-20	4/3/1951	A	L, 0-9*						
3/17/1978	A	L, 0-7	4/4/1998	H	L, 10-32	4/11/1951	H	W, 8-4 (7)						
3/17/1978	A	L, 1-3	4/5/1998	H	L, 2-12	4/12/1951	H	L, 10-13 (7)						
3/18/1978	A	L, 0-1	5/13/1998	N	L, 4-6	4/16/1952	A	W, 6-3						
4/22/1978	H	L, 3-5	4/16/1999	A	W, 5-0	4/17/1952	A	L, 5-9						
4/23/1978	H	W, 4-0	4/17/1999	A	W, 9-2	4/6/1953	A	L, 1-7						
1979	N	L, 6-13	4/18/1999	A	L, 3-10	4/7/1953	A	L, 4-11						
1979	H	L, 10-12	4/7/2000	H	L, 2-7	4/9/1954	H	L, 6-7						
1979	H	W, 6-1	4/8/2000	H	L, 0-18	4/10/1954	H	L, 3-12						
1979	H	W, 3-2	4/9/2000	H	T, 6-6	4/19/1954	A	L, 5-6						
1979	A	L, 5-12	5/18/2000	N	L, 7-8	4/20/1954	A	L, 0-5						
1979	A	L, 13-19	4/6/2001	A	L, 6-7	4/3/1956	A	L, 0-9 (7)						
1979	A	W, 7-4	4/7/2001	A	L, 9-10	4/3/1956	A	L, 0-15						
3/22/1980	A	L, 2-4	4/8/2001	A	L, 8-9	4/4/1956	A	L, 5-13						
3/22/1980	A	L, 4-5	5/18/2002	H	L, 4-14	4/26/1957	H	L, 3-17						
3/23/1980	A	L, 11-16	5/18/2002	H	L, 6-18	4/27/1957	H	L, 5-12						
4/19/1980	H	L, 2-4	5/19/2002	H	L, 4-5	4/27/1957	H	L, 0-8						
4/19/1980	H	L, 1-4	5/16/2003	A	L, 0-19	4/4/1958	A	L, 4-7						
4/20/1980	H	W, 12-5	5/17/2003	A	L, 4-13	4/3/1959	H	W, 5-4						
3/21/1981	A	L, 4-5	5/18/2003	A	W, 7-5	4/4/1959	H	L, 2-4						
3/21/1981	A	L, 1-2	3/26/2004	H	L, 4-8	4/4/1959	H	W, 5-2						
4/18/1981	H	W, 8-4	3/27/2004	H	L, 6-17	4/13/1960	A	L, 9-13						
4/18/1981	H	W, 5-4	3/28/2004	H	L, 1-8	4/14/1960	A	W, 12-11						
4/19/1981	H	L, 3-10	4/1/2005	A	L, 9-10	4/26/1961	H	W, 5-2						
1981	N	L, 5-11	4/2/2005	A	L, 11-20	4/27/1961	H	W, 5-2						
3/6/1982	A	L, 0-3	4/3/2005	A	L, 6-11	4/10/1962	A	W, 8-6						
3/6/1982	A	W, 8-5	4/7/2006	H	W, 8-7	4/26/1963	H	W, 10-9						
3/7/1982	A	L, 11-12	4/8/2006	H	L, 4-6	4/27/1963	H	L, 2-6						
4/10/1982	H	L, 4-6	4/9/2006	H	W, 8-6	3/17/1964	A	L, 2-3 (7)						
4/10/1982	H	W, 6-4	4/20/2007	A	W, 9-2	3/17/1964	A	W, 9-8 (7)						
4/11/1982	H	W, 13-9	4/21/2007	A	L, 7-10	4/28/1965	H	W, 10-3						
4/4/1983	H	L, 4-11	4/22/2007	A	L, 4-5	4/29/1965	H	W, 11-3						
4/4/1983	H	W, 5-0	4/18/2008	H	W, 11-7	3/25/1966	A	L, 6-7 (10)						
5/7/1983	H	L, 4-9	4/19/2008	H	L, 13-7	3/26/1966	A	W, 5-4						
5/7/1983	H	L, 4-7	4/20/2008	H	W, 3-2	4/28/1967	H	L, 1-4						
5/8/1983	H	L, 5-7	5/14/2009	A	L, 3-10	4/28/1967	H	W, 6-1						
3/24/1984	H	L, 3-11	5/15/2009	A	W, 8-7	4/29/1967	H	W, 3-1						
3/24/1984	H	L, 2-9	5/16/2009	A	L, 9-13	3/22/1968	A	L, 1-5						
3/25/1984	H	W, 7-6	4/16/2010	H	L, 8-10	5/2/1969	H	W, 3-1						
4/28/1984	A	L, 0-2	4/17/2010	H	L, 3-6	5/2/1969	H	W, 4-3						
						5/3/1969	H	L, 4-12						





5/9/1987	A	W, 3-2
5/10/1987	A	W, 7-2
5/7/1988	H	W, 11-0
5/7/1988	H	W, 7-2
5/8/1988	H	L, 2-9
5/14/1988	N	L, 4-5
5/6/1989	A	L, 3-7
5/6/1989	A	L, 4-11
5/7/1989	A	L, 8-10
3/17/1990	H	L, 2-4
3/17/1990	H	L, 2-3
3/18/1990	H	W, 7-2
3/16/1991	A	L, 3-4
3/16/1991	A	L, 2-4
3/17/1991	A	W, 7-4
5/2/1992	A	L, 4-6
5/2/1992	A	L, 4-5
5/3/1992	A	L, 1-12
5/8/1993	H	L, 5-8
5/8/1993	H	W, 14-2
5/9/1993	H	W, 6-5
5/22/1993	N	W, 13-3
5/7/1994	A	L, 2-25
5/8/1994	A	W, 12-6
5/9/1994	A	L, 4-5
5/20/1994	H	L, 5-17
5/5/1995	H	W, 13-3
5/6/1995	H	L, 4-8
5/7/1995	H	L, 5-7
5/19/1995	N	W, 9-8
5/4/1996	A	W, 11-9
5/5/1996	A	W, 11-8
4/25/1997	H	L, 0-15
4/26/1997	H	W, 9-8
4/27/1997	H	L, 6-16
4/17/1998	A	L, 3-12
4/18/1998	A	W, 8-7
4/19/1998	A	W, 9-4
4/2/1999	H	W, 3-1
4/3/1999	H	L, 8-9
4/4/1999	H	W, 6-4
4/14/2000	A	L, 3-5
4/15/2000	A	W, 7-1
4/16/2000	A	W, 5-4
5/11/2001	H	L, 3-7
5/12/2001	H	W, 4-3
5/13/2001	H	L, 6-10
4/19/2002	A	L, 4-5
4/20/2002	A	L, 5-6
4/21/2002	A	L, 6-7
4/25/2003	H	W, 8-1
4/26/2003	H	W, 9-4
4/27/2003	H	L, 0-12
4/30/2004	A	L, 3-5
5/1/2004	A	L, 2-7
5/2/2004	A	L, 1-5
3/25/2005	H	L, 2-6
3/26/2005	H	L, 11-14
5/18/2006	A	L, 9-10
5/19/2006	A	W, 8-3
5/20/2006	A	L, 0-4
5/25/2006	N	L, 10-16
4/27/2007	H	W, 8-7
4/28/2007	H	L, 3-9
4/29/2007	H	W, 13-5
4/11/2008	A	L, 3-2
4/12/2008	A	L, 13-4
4/13/2008	A	L, 6-4
4/11/2009	H	L, 4-7
4/11/2009	H	L, 4-7
4/12/2009	H	L, 4-5
5/20/2010	A	L, 6-8
5/21/2010	A	L, 0-20
5/22/2010	A	W, 14-11
5/13/2011	H	W, 7-4
5/14/2011	H	W, 12-5
5/15/2011	H	L, 6-7
3/31/2012	A	L, 6-7
3/31/2012	A	W, 9-8
4/1/2012	A	W, 11-2
3/29/2013	H	W, 3-2 (10)
3/30/2013	H	L, 6-7
3/31/2013	H	W, 5-0
5/15/2014	A	W, 13-0
5/16/2014	A	W, 10-0

5/17/2014	A	L, 10-11
at Lexington: UK trails 43-48-1		
at Athens: UK trails 36-66		
Neutral: tied 2-2		
5/2/1904	A	W
5/6/1905	A	L, 1-3
5/27/1917	H	W, 3-1
5/10/1920	A	L, 5-14
4/10/1924	H	W, 6-2
4/23/1974	H	L, 10-12
4/23/1974	H	L, 1-3
4/1/1975	H	L, 1-2
4/1/1975	H	L, 5-12
1977	H	W, 4-3
1978	H	W, 4-2
1978	H	L, 5-7
1979	A	W, 2-1
1979	A	W, 3-2
4/22/1981	H	W, 7-3
4/28/1982	A	L, 5-7
4/12/1983	H	L, 1-3
3/3/1987	H	W, 4-1
3/7/1990	A	W, 10-0
3/6/1992	N	W, 9-7
3/5/1993	H	L, 3-4
3/7/1993	H	W, 4-1
3/4/1994	N	W, 5-4
3/6/1994	N	L, 8-9
3/17/1995	N	L, 0-3
3/19/1995	N	L, 11-15
3/2/1996	N	W, 4-3
3/7/1999	H	L, 2-7
2/28/2004	N	W, 10-2
3/11/2009	H	W, 8-7
5/11/2010	A	L, 17-18
5/10/2011	H	W, 8-5
5/8/2012	A	W, 6-5
5/14/2013	H	W, 5-3
3/11/2014	A	L, 2-7
at Lexington: UK leads 11-8		
at Bloomington: UK trails 5-4		
Neutral: UK leads 4-3		
4/13/1925	A	W, 8-2
5/2/1927	A	W, 12-2
5/11/1927	H	L, 4-8
5/1/1928	A	W, 12-4
5/9/1928	H	W, 13-2
4/13/1929	H	W, 3-0
5/16/1929	A	T, 0-0 (15)
4/25/1934	H	L, 0-6
5/19/1934	A	L, 6-7
4/23/1958	H	L, 2-3
5/15/1958	A	L, 4-10
4/20/1970	A	L, 6-7
4/21/1970	H	L, 4-9
4/19/1971	A	L, 7-10
4/20/1971	H	W, 10-6
4/17/1972	A	W, 2-1
4/18/1972	H	L, 1-3
4/16/1973	A	L, 3-6
4/17/1973	H	W, 6-0
4/15/1974	A	L, 3-6
4/16/1974	H	W, 4-2
3/9/1975	L	0-1
3/9/1975	W	7, 0
4/15/1975	L	3-6
4/16/1975	W	6-5
1976	L	15-22
1976	W	21-5
1976	W	17-14
1976	W	13-1
1977	L	2-6
1977	W	15-7
1977	W	3-0
1977	W	7-2
1978	L	12-15
1978	W	6-4

1978	W	14-13
1978	W	12-8
1979	A	L, 3-15
1979	H	L, 4-7
1979	H	W, 7-0
4/20/1982	A	L, 0-10
4/20/1982	A	W, 5-0
5/2/1982	H	W, 7-1
5/2/1982	H	W, 13-6
4/19/1983	H	L, 8-10
4/16/1985	A	W, 8-5
4/24/1985	H	W, 9-6
4/21/1986	A	W, 4-3
4/23/1986	H	W, 18-3
3/7/1987	H	W, 8-2
3/8/1987	H	W, 8-5
4/15/1987	A	W, 12-4
4/21/1987	A	W, 16-4
3/1/1988	A	W, 15-5
4/21/1988	H	W, 14-5
4/28/1988	A	W, 15-6
5/2/1989	H	W, 9-4
5/18/1989	H	W, 6-0
3/8/1990	A	W, 11-4
5/4/1990	H	W, 10-3
3/5/1991	A	W, 17-9
4/24/1991	H	L, 6-10
3/7/1992	A	L, 4-15
4/21/1992	A	L, 11-12
4/28/1992	H	W, 20-2
3/6/1993	H	W, 10-2
4/20/1993	A	L, 1-2
4/28/1993	H	W, 5-4
3/5/1994	A	W, 18-9
4/26/1994	A	W, 18-7
5/11/1994	H	W, 9-8
3/18/1995	A	W, 11-3
4/25/1995	A	W, 15-6
5/10/1995	H	W, 10-8
5/8/1996	H	W, 11-5
4/12/1997	A	L, 7-8
5/5/1997	H	W, 13-11
5/5/1998	H	L, 5-10
4/13/1999	H	L, 8-10
4/12/2000	H	W, 10-3
4/25/2000	A	W, 13-7
4/10/2001	H	W, 8-3
4/22/2003	A	L, 5-7
5/7/2003	H	W, 9-5
4/14/2004	A	W, 5-1
5/5/2004	H	L, 6-9
3/30/2005	A	W, 12-11
4/13/2005	H	W, 4-3 (10)
4/5/2006	H	W, 5-4
4/19/2006	A	W, 5-4
4/11/2007	A	L, 1-8
4/25/2007	H	W, 9-5
4/08/2008	H	W, 7-6 (12)
4/22/2008	A	L, 5-6
4/14/2009	A	W, 8-7
4/28/2009	H	L, 2-11
4/6/2010	H	W, 5-0
4/28/2010	A	L, 9-10
4/12/2011	A	W, 3-2
4/26/2011	H	W, 7-1
4/10/2012	H	L, 0-12
4/24/2012	A	L, 2-10
4/2/2013	A	W, 5-4 (10)
4/16/2013	H	L, 5-12
4/1/2014	H	W, 8-3
4/15/2014	A	W, 4-2
6/1/2014	N	L, 1-4
at Lexington: UK leads 33-14		
at Louisville: UK leads 25-17-1		
Neutral: UK trails 0-1		
3/16/1975	H	L, 0-1
3/16/1975	H	L, 1-6
3/8/1986	A	L, 7-8
3/8/1986	A	L, 1-5
3/9/1986	A	L, 10-12
3/14/1987	H	L, 4-8

3/14/1987	H	W, 7-2
3/15/1987	H	L, 0-5
5/16/1987	N	L, 1-4
3/19/1988	A	L, 1-3
3/19/1988	A	L, 1-2
3/20/1988	A	W, 3-1
5/12/1988	N	W, 9-7
3/18/1989	H	L, 7-11
3/18/1989	H	L, 0-15
3/19/1989	H	W, 12-9
4/21/1990	A	L, 1-8
4/21/1990	A	L, 0-9
4/22/1990	A	L, 3-9
4/20/1991	H	W, 17-7
4/20/1991	H	W, 11-7
4/21/1991	H	W, 7-3
5/16/1991	A	L, 7-8
4/8/1994	H	W, 9-6
4/9/1994	H	W, 13-3
4/7/1995	A	L, 0-11
4/8/1995	A	L, 7-16
4/9/1995	A	L, 5-6
5/8/1996	N	W, 12-11
3/27/1998	H	L, 3-7
3/28/1998	H	L, 2-7
3/29/1998	H	L, 6-11
5/14/1999	A	L, 2-7
5/15/1999	A	W, 13-8
5/16/1999	A	L, 4-6
5/20/1999	N	L, 0-10
5/5/2000	H	L, 0-9
5/6/2000	H	L, 3-6
5/7/2000	H	W, 7-4
3/30/2001	A	L, 2-6
3/31/2001	A	L, 5-9
4/1/2001	A	W, 9-5
5/7/2004	H	W, 10-3
5/8/2004	H	L, 8-11
5/9/2004	H	L, 4-15
5/6/2005	A	L, 5-6
5/7/2005	A	W, 7-1
5/8/2005	A	L, 3-8

3/17/2006	H	W, 8-2
3/18/2006	H	W, 6-3
3/19/2006	H	L, 2-5
3/23/2007	A	W, 16-2
3/24/2007	A	W, 6-5
3/25/2007	A	T, 9-9
5/3/2008	H	L, 1-3
5/3/2008	H	L, 5-12
5/4/2008	H	L, 8-9
3/13/2009	A	L, 3-5
3/15/2009	A	W, 5-2 (7)
3/15/2009	A	L, 1-3 (7)
5/14/2010	H	W, 11-9
5/15/2010	H	W, 9-4
5/16/2010	H	W, 6-4
4/28/2011	A	L, 5-9
4/29/2011	A	L, 4-12
4/30/2011	A	L, 4-8
4/20/2012	H	L, 4-5
4/21/2012	H	W, 8-1
4/22/2012	H	W, 7-6
4/5/2013	A	L, 1-11
4/6/2013	A	L, 1-9
4/7/2013	A	L, 4-11
at Lexington: UK trails 15-17		
at Baton Rouge: UK trails 7-26-1		
Neutral: tied 2-2		
3/19/1984	H	W, 11-4
5/13/1925	A	L, 0-9
5/14/1925	A	L, 3-9
5/17/1926	H	W, 6-2
5/18/1926	H	W, 12-1
5/1/1931	A	L, 3-6
5/2/1931	A	L, 3-17





4/13/1934	A	L, 7-9
4/14/1934	A	L, 4-11
5/27/1949	A	L, 3-6
5/28/1949	A	L, 2-7
5/31/1949	H	W, 4-3
1949	N	W, 2-0
6/1/1949	H	L, 5-7
1979	A	L, 5-6
3/4/1980	A	W, 9-4
3/5/1980	A	L, 0-10
1981	A	W, 3-2
1981	A	L, 2-3
4/26/1986	A	L, 2-10
4/26/1986	A	L, 6-13
4/26/1986	A	W, 6-3
5/2/1987	H	W, 2-1
5/2/1987	H	W, 10-7
5/3/1987	H	W, 5-3
4/30/1988	A	L, 6-8
4/30/1988	A	W, 10-4
5/1/1988	A	L, 7-10
5/13/1988	A	L, 5-6
4/29/1989	H	L, 8-12
4/29/1989	H	W, 6-3
4/30/1989	H	L, 16-28
3/24/1990	A	L, 0-3
3/24/1990	A	L, 2-9
3/25/1990	A	L, 0-8
3/30/1991	H	W, 21-9
3/30/1991	H	W, 4-1
3/31/1991	H	L, 3-4
4/1/1994	H	L, 3-4
4/2/1994	H	L, 12-13
4/3/1994	H	L, 13-16
3/31/1995	A	W, 5-3
4/1/1995	A	L, 5-7
4/2/1995	A	L, 7-13
3/16/1996	A	L, 5-9
3/17/1996	A	L, 11-18
3/23/1996	A	L, 5-7
5/17/1996	N	W, 4-1
3/14/1997	H	L, 5-6
3/15/1997	H	L, 4-14
3/16/1997	H	W, 14-10
4/10/1998	A	L, 2-3
4/11/1998	A	W, 3-2
4/12/1998	A	W, 12-9
3/26/1999	H	W, 12-6
3/27/1999	H	L, 5-10
3/28/1999	H	L, 6-11
3/17/2000	H	L, 6-9
3/18/2000	H	L, 6-7
4/20/2001	A	L, 4-10
4/21/2001	A	L, 4-9
4/22/2001	A	L, 7-8
3/23/2002	H	L, 2-4
3/23/2002	H	W, 8-7
3/24/2002	H	L, 3-13
4/4/2003	A	L, 1-8
4/5/2003	A	W, 8-2
4/9/2004	H	W, 10-9
4/10/2004	H	L, 8-10
4/11/2004	H	L, 3-12
4/22/2005	A	L, 4-12
4/23/2005	A	W, 12-5
4/24/2005	A	L, 2-3
5/12/2006	H	W, 18-5
5/13/2006	H	W, 3-2
5/14/2006	H	W, 10-9
3/30/2007	A	L, 7-10
3/31/2007	A	W, 10-6
4/1/2007	A	L, 4-5
4/17/2009	A	W, 5-4
4/18/2009	A	L, 3-4
4/19/2009	A	W, 22-17
5/17/2012	A	L, 1-3
5/18/2012	A	L, 3-4
5/19/2012	A	L, 3-11
5/22/2012	N	W, 5-1
5/24/2012	N	L, 1-2
3/22/2013	H	L, 4-8
3/23/2013	H	W, 3-2
3/24/2013	H	W, 4-3
5/22/2014	N	W, 7-6 (12)

at Lexington: tied 18-18

at Starkville: UK trails 12-37  
Neutral: UK leads 4-1

3/19/1984	H	W, 11-4
5/16/2013	A	L, 2-4
5/17/2013	A	L, 3-4
5/18/2013	A	W, 5-1
4/11/2014	H	L, 7-8
4/12/2014	H	W, 12-0
4/13/2014	H	L, 3-8

at Lexington: tied 2-2  
at Columbia: Missouri leads, 2-1

5/3/1934	A	L, 9-10
4/18/1960	H	W, 13-5
5/4/1960	A	W, 13-6
3/27/1961	H	W, 12-0
4/11/1973	A	W, 4-3
4/11/1973	A	W, 2-1
4/10/1974	H	L, 5-7
4/10/1974	H	W, 3-0
4/29/1974	H	L, 4-5
4/29/1974	H	W, 6-5
4/28/1975	L	4-8
4/28/1975	W	6-5

1978	W	19-3
1978	W	6-3
1979	A	L, 19-20
1979	H	W, 6-4
4/1/1980	H	W, 19-3
1980	A	L, 6-7
3/25/1981	H	L, 0-10
4/1/1981	H	W, 13-2
3/24/1982	H	L, 3-8
3/24/1982	H	W, 6-5
4/12/1982	A	L, 3-4
4/12/1982	A	L, 2-4
3/30/1983	H	W, 11-0
3/27/1984	H	W, 8-3
3/27/1984	H	W, 6-1

4/6/1984	H	W, 23-12
4/2/1985	A	W, 8-7
5/1/1985	H	L, 1-4
4/2/1986	H	W, 11-8
4/24/1986	A	L, 9-13
3/17/1987	H	W, 14-0
3/17/1987	H	W, 5-4
5/6/1987	A	W, 13-4
5/6/1987	A	W, 11-7
3/22/1988	A	L, 4-5
4/14/1988	A	W, 22-6
4/19/1988	H	W, 21-4
4/19/1988	H	W, 14-3
4/19/1989	H	W, 5-4
3/27/1990	A	W, 21-6
4/17/1990	H	L, 6-8
3/24/1993	H	W, 8-3
4/15/1993	H	L, 4-7
4/7/1994	H	L, 7-10
4/13/1994	A	W, 20-6
4/5/1995	A	L, 2-7
3/27/1996	A	L, 6-9
4/3/1996	H	L, 9-10
3/19/1997	A	L, 14-16
4/22/1997	H	W, 8-7
4/7/1998	H	W, 11-3
3/24/1999	A	W, 10-5
4/21/1999	H	W, 10-3
5/2/2000	H	L, 11-12
5/1/2001	H	W, 14-5
5/7/2002	H	L, 1-3 (11)
5/14/2003	H	W, 10-4
4/28/2004	H	W, 8-0
3/10/2005	H	L, 5-12
3/29/2006	H	W, 15-4
4/18/2007	H	L, 6-9
4/16/2008	H	W, 6-5
5/12/2009	H	W, 18-10
3/2/2010	H	W, 10-4
2/22/2011	A	W, 12-3
2/28/2012	H	W, 3-2
4/8/2014	H	L, 4-6

at Lexington: UK leads 5-0  
at Highland Heights: UK leads 2-0

5/15/1925	A	L, 0-2
4/23/1941	A	L, 2-28
4/19/1986	H	L, 9-11
4/19/1986	H	L, 3-10
4/20/1986	H	L, 4-5
4/25/1987	A	L, 5-6
4/25/1987	A	L, 3-7
4/26/1987	A	W, 14-8
4/22/1988	H	W, 9-5
4/22/1988	H	W, 7-6
4/23/1988	H	W, 9-4
4/22/1989	A	L, 3-4
4/23/1989	A	W, 9-5
4/24/1989	A	L, 4-6
4/14/1990	H	W, 5-4
4/14/1990	H	W, 10-2
4/15/1990	H	L, 2-9
4/13/1991	A	L, 0-9
4/14/1991	A	L, 3-4
3/25/1994	A	W, 6-3
3/26/1994	A	L, 2-13
3/24/1995	H	L, 0-5
3/25/1995	H	W, 15-9
3/26/1995	H	L, 12-14
3/10/1996	H	W, 2-1
3/11/1996	H	W, 5-3
3/12/1996	H	W, 8-0
3/7/1997	A	W, 1-0
3/8/1997	A	L, 2-8
3/9/1997	A	L, 4-10
3/13/1998	H	L, 1-8
3/14/1998	H	W, 7-6
3/15/1998	H	L, 8-21
3/19/1999	A	L, 6-7
3/20/1999	A	L, 1-9
3/21/1999	A	L, 2-3
3/31/2000	H	W, 6-5
4/1/2000	H	L, 5-8
4/2/2000	H	W, 3-0
3/9/2001	A	W, 6-0
3/10/2001	A	L, 3-5

at Lexington: UK leads 31-13  
at Morehead: UK leads 11-10

5/11/1946	H	L, 8-9
5/2/1947	A	L, 7-9
3/19/1984	A	L, 2-5
4/27/1994	A	W, 21-9
3/1/1995	H	W, 7-5
3/10/1997	A	L, 7-12
4/21/1998	H	W, 20-3
5/12/1999	H	W, 10-9
5/19/2004	H	W, 9-1
5/17/2005	H	W, 8-1
4/26/2006	H	W, 9-3
4/26/2006	H	W, 3-2
2/21/2007	H	W, 8-5
5/12/2008	A	W, 4-3
5/18/2010	A	W, 6-3
3/15/2011	H	W, 7-6
3/14/2012	H	W, 2-1
5/14/2012	A	L, 3-7
2/26/2013	H	W, 11-5
5/13/2014	A	L, 3-4 (12)

4/26/1972	A	W, 8-0
5/3/1972	H	W, 5-1
4/4/1974	H	W, 8-0
1979	A	W, 10-2
1979	H	W, 3-2
1979	H	W, 16-8
1980	H	W, 9-5
4/19/2005	H	W, 10-4

4/15/2011	A	L, 2-3
4/16/2011	A	L, 10-12
4/17/2011	A	L, 5-6
4/6/2012	H	W, 3-2
4/7/2012	H	L, 3-9
4/8/2012	H	W, 8-3
5/22/2012	N	W, 2-0
4/25/2013	A	W, 3-2
4/26/2013	A	L, 5-11
4/27/2013	A	W, 5-4
5/21/2013	N	L, 1-4
4/25/2014	H	L, 4-12
4/26/2014	H	L, 5-18
4/27/2014	H	L, 6-9

4/15/2011	A	L, 2-3
4/16/2011	A	L, 10-12
4/17/2011	A	L, 5-6
4/6/2012	H	W, 3-2
4/7/2012	H	L, 3-9
4/8/2012	H	W, 8-3
5/22/2012	N	W, 2-0
4/25/2013	A	W, 3-2
4/26/2013	A	L, 5-11
4/27/2013	A	W, 5-4
5/21/2013	N	L, 1-4
4/25/2014	H	L, 4-12
4/26/2014	H	L, 5-18
4/27/2014	H	L, 6-9

4/15/2011	A	L, 2-3
4/16/2011	A	L, 10-12
4/17/2011	A	L, 5-6
4/6/2012	H	W, 3-2
4/7/2012	H	L, 3-9
4/8/2012	H	W, 8-3
5/22/2012	N	W, 2-0
4/25/2013	A	W, 3-2
4/26/2013	A	L, 5-11
4/27/2013	A	W, 5-4
5/21/2013	N	L, 1-4
4/25/2014	H	L, 4-12
4/26/2014	H	L, 5-18
4/27/2014	H	L, 6-9

4/15/2011	A	L, 2-3
4/16/2011	A	L, 10-12
4/17/2011	A	L, 5-6
4/6/2012	H	W, 3-2
4/7/2012	H	L, 3-9
4/8/2012	H	W, 8-3
5/22/2012	N	W, 2-0
4/25/2013	A	W, 3-2
4/26/2013	A	L, 5-11
4/27/2013	A	W, 5-4
5/21/2013	N	L, 1-4
4/25/2014	H	L, 4-12
4/26/2014	H	L, 5-18
4/27/2014	H	L, 6-9

4/15/2011	A	L, 2-3
4/16/2011	A	L, 10-12
4/17/2011	A	L, 5-6
4/6/2012	H	W, 3-2
4/7/2012	H	L, 3-9
4/8/2012	H	W, 8-3
5/22/2012	N	W, 2-0
4/25/2013	A	W, 3-2
4/26/2013	A	L, 5-11
4/27/2013	A	W, 5-4
5/21/2013	N	L, 1-4
4/25/2014	H	L, 4-12
4/26/2014	H	L, 5-18
4/27/2014	H	L, 6-9

4/15/2011	A	L, 2-3
4/16/2011	A	L, 10-12
4/17/2011	A	L, 5-6
4/6/2012	H	W, 3-2
4/7/2012	H	L, 3-9
4/8/2012	H	W, 8-3
5/22/2012	N	W, 2-0
4/25/2013	A	W, 3-2
4/26/2013	A	L, 5-11
4/27/2013	A	W, 5-4
5/21/2013	N	L, 1-4
4/25/2014	H	L, 4-12
4/26/2014	H	L, 5-18
4/27/2014	H	L, 6-9

4/15/2011	A	L, 2-3
4/16/2011	A	L, 10-12
4/17/2011	A	L, 5-6
4/6/2012	H	W, 3-2
4/7/2012	H	L, 3-9
4/8/2012	H	W, 8-3
5/22/2012	N	W, 2-0
4/25/2013	A	W, 3-2
4/26/2013	A	L, 5-11
4/27/2013	A	W, 5-4
5/21/2013	N	L, 1-4
4/25/2014	H	L, 4-12
4/26/2014	H	L, 5-18
4/27/2014	H	L, 6-9

4/15/2011	A	L, 2-3
4/16/2011	A	L, 10-12
4/17/2011	A	L, 5-6
4/6/201		



4/23/1910	A	W, 6-4	4/12/1958	A	W, 7-3	4/18/1978	H	L, 4-6 (7)	4/23/1999	H	W, 15-12	4/12/2013	H	W, 5-4
4/8/1914	H	W, 7-0	5/3/1958	H	L, 0-1	4/18/1978	H	W, 5-3	4/24/1999	H	L, 4-8	4/13/2013	H	L, 9-10
5/1/1914	A	W, 10-1	5/3/1958	H	W, 15-5	4/19/1978	H	W, 3-2 (5)	4/25/1999	H	W, 11-4	4/14/2013	H	L, 0-5
5/2/1914	A	L, 2-6	4/10/1959	H	L, 3-5	3/16/1979	A	L, 2-11	3/24/2000	A	W, 7-5	5/1/2014	A	W, 15-1
4/16/1915	A	W, 12-0	4/11/1959	H	W, 2-0	3/16/1979	A	W, 4-3	3/25/2000	A	W, 7-6	5/2/2014	A	L, 2-8
4/17/1915	A	L, 7-8	5/1/1959	A	L, 1-8	3/17/1979	A	W, 7-0	3/26/2000	A	L, 3-12	5/3/2014	A	L, 1-5
4/30/1915	H	W, 7-4	5/2/1959	A	W, 9-2	4/7/1979	H	L, 6-7	3/23/2001	H	L, 3-5	at Lexington: UK leads 73-70		
5/1/1915	H	W, 15-2	4/1/1960	H	W, 9-8	4/7/1979	H	L, 2-6	3/24/2001	H	L, 5-10	at Knoxville: UK trails 66-89		
4/28/1916	A	L, 4-7	4/2/1960	H	W, 11-3	4/8/1979	H	W, 7-1	3/25/2001	H	L, 0-6	Neutral: tied 2-2		
4/29/1916	A	W, 7-4	4/22/1960	A	W, 6-5	3/8/1980	A	L, 2-3	4/5/2002	A	L, 7-12			
4/4/1917	H	W, 1-0	4/23/1960	A	W, 6-5	3/8/1980	A	W, 7-4	4/6/2002	A	L, 10-16			
4/19/1918	H	L, 3-8	4/23/1960	A	W, 4-1	3/15/1980	H	W, 4-3	4/7/2002	A	W, 6-1			
5/25/1918	A	n/a	4/21/1961	H	W, 3-0	3/15/1980	H	W, 4-2	4/18/2003	H	W, 1-0	4/18/1949	A	W, 10-7
5/26/1918	A	n/a	4/21/1961	H	W, 4-3	3/15/1980	H	L, 4-11	4/19/2003	H	W, 4-1	2/28/1993	H	L, 1-6
4/18/1919	H	W, 10-3	5/3/1961	A	L, 1-3	3/28/1981	H	W, 4-1	4/20/2003	H	L, 8-9	3/5/1994	N	W, 9-4
4/19/1919	H	W, 11-0	5/4/1961	A	L, 3-11	3/28/1981	H	W, 6-5	4/2/2004	A	L, 2-3	4/5/2000	H	W, 6-0
5/21/1919	A	W, 11-3	4/20/1962	H	W, 12-8	3/29/1981	H	L, 2-5	4/3/2004	A	L, 1-7	4/4/2001	H	W, 23-2
5/22/1919	A	W, 13-10	4/21/1962	H	L, 2-10	4/11/1981	A	L, 5-6	4/4/2004	A	L, 9-15	5/18/2006	H	W, 7-3
4/30/1920	H	W, 3-0	4/30/1962	A	W, 5-4 (11)	4/11/1981	A	W, 10-5	4/8/2005	H	L, 2-18	3/29/2011	H	W, 11-8
5/1/1920	H	W, 7-1	5/1/1962	A	L, 3-4 (7)	4/12/1981	A	L, 3-4	4/9/2005	H	W, 5-4	3/6/2012	H	W, 10-6
5/13/1921	A	L, 7-8	5/1/1962	A	L, 1-6 (7)	3/20/1982	A	L, 1-6	4/10/2005	H	L, 9-10 (10)	at Lexington: UK leads 5-1		
5/18/1922	H	W, 10-7	4/5/1963	A	W, 9-3	3/20/1982	A	L, 2-3	3/24/2006	A	L, 6-7	at Cookeville: 1-0		
5/19/1922	H	W, 7-3	4/6/1963	A	L, 7-12	4/24/1982	H	L, 7-9	3/25/2006	A	W, 6-1	Neutral: UK leads 1-0		
5/7/1923	A	W, 6-3	4/19/1963	H	L, 5-7	4/24/1982	H	W, 5-4	3/26/2006	A	W, 4-1			
5/8/1923	A	W, 6-1	4/20/1963	H	W, 5-3	4/25/1982	H	L, 7-8	4/7/2007	H	L, 2-12			
5/12/1924	A	L, 1-5	4/20/1963	H	W, 10-2	3/19/1983	H	L, 5-6	4/7/2007	H	L, 5-11			
5/13/1924	A	W, 5-1	4/3/1964	H	W, 10-4 (8)	3/19/1983	H	L, 1-2	4/8/2007	H	W, 3-1	3/12/1989	A	L, 2-3
5/5/1927	H	L, 0-6	4/4/1964	H	W, 18-7	4/25/1983	A	L, 3-4	5/9/2008	A	W, 5-3	3/13/1989	A	L, 4-11
5/6/1927	A	W, 9-5	4/17/1964	A	W, 5-2	4/25/1983	A	W, 11-3	5/10/2008	A	W, 5-2	2/25/2002	A	W, 3-1
4/6/1928	A	L, 3-5	4/18/1964	A	L, 1-3 (7)	3/10/1984	H	L, 2-5	5/11/2008	A	W, 20-5	4/18/2014	A	W, 6-3
5/10/1929	H	W, 11-1	4/18/1964	A	L, 1-2 (8)	3/10/1984	H	W, 5-1	5/1/2009	H	W, 6-4	4/19/2014	A	W, 11-4
5/11/1929	H	W, 5-4 (10)	4/21/1965	A	L, 1-4	3/11/1984	H	W, 8-4	5/2/2009	H	L, 2-8	4/20/2014	A	L, 2-14
4/22/1939	H	W, 18-5	4/3/1965	A	L, 0-7 (6)	4/14/1984	A	L, 2-3	5/3/2009	H	W, 17-11	at College Station: tied 3-3		
5/20/1939	A	L, 6-7	4/16/1965	H	W, 5-0	4/14/1984	A	L, 6-7	5/1/2010	A	W, 12-8			
4/26/1940	H	W, 9-8	4/17/1965	H	W, 4-3	5/15/1984	A	W, 2-0	5/2/2010	A	L, 6-8			
4/27/1940	H	L, 4-17	4/1/1966	H	L, 8-11	3/9/1985	H	L, 5-6	5/3/2010	A	L, 1-3			
5/21/1940	A	W, 8-7	4/2/1966	H	L, 4-13	3/9/1985	H	W, 2-0	3/18/2011	H	W, 5-3			
5/22/1940	A	W, 19-5	4/15/1966	A	L, 2-3	3/10/1985	H	W, 9-3	3/19/2011	H	L, 8-12			
4/26/1941	A	L, 1-8	4/15/1966	A	L, 4-9	4/13/1985	A	W, 7-5	3/20/2011	H	W, 7-3			
4/26/1941	A	W, 4-2	3/31/1967	A	W, 4-1	4/13/1985	A	W, 9-5	3/23/2012	A	L, 1-4			
5/16/1941	H	L, 6-15	4/1/1967	A	W, 3-1	4/14/1985	A	W, 14-1	3/24/2012	A	W, 6-2			
5/17/1941	H	W, 6-3	4/14/1967	H	L, 6-7	3/22/1986	A	L, 0-6	3/25/2012	A	W, 6-0			
4/24/1942	H	L, 5-11	4/15/1967	H	L, 0-2	3/22/1986	A	W, 6-4						
4/25/1942	H	W, 3-2	3/29/1968	H	L, 3-4	3/23/1986	A	L, 4-5						
5/9/1947	A	L, 2-12	3/30/1968	H	L, 3-8	3/28/1987	H	L, 5-7						
5/10/1947	A	L, 2-3	4/12/1968	H	L, 0-6	3/28/1987	H	W, 10-9						
5/23/1947	H	L, 5-6	4/13/1968	H	L, 2-6	3/29/1987	H	W, 11-5						
5/24/1947	H	W, 6-2	3/28/1969	A	L, 3-8	4/2/1988	A	W, 10-2						
5/14/1948	H	W, 14-1	4/11/1969	H	L, 0-7	4/2/1988	A	W, 9-2						
5/15/1948	H	W, 6-1	4/12/1969	H	W, 5-4	4/3/1988	A	W, 6-4						
5/21/1948	A	W, 15-7	4/10/1970	A	L, 0-7	4/1/1989	H	L, 6-13						
5/22/1948	A	W, 11-3	4/11/1970	A	L, 5-11	4/1/1989	H	W, 7-4						
5/13/1949	H	W, 5-4	5/1/1970	H	L, 2-3	4/2/1989	H	L, 4-10						
5/14/1949	H	W, 8-3	4/24/1971	A	L, 4-5	3/24/1990	A	L, 0-11						
5/20/1949	A	W, 4-2	4/24/1971	A	L, 2-7	3/24/1990	A	W, 19-3						
5/21/1949	A	L, 8-10	4/22/1972	H	L, 2-4	3/25/1990	A	L, 5-12						
5/12/1950	H	W, 11-10	4/22/1972	H	L, 2-3	3/23/1991	H	L, 1-7						
5/13/1950	H	W, 7-6	5/5/1972	A	L, 2-9	3/23/1991	H	W, 1-0						
5/19/1950	A	W, 5-4	5/6/1972	A	W, 4-1	3/24/1991	H	W, 7-4						
5/20/1950	A	W, 9-5	4/20/1973	A	L, 0-6	4/11/1992	A	L, 2-3						
5/4/1951	H	L, 0-8	4/21/1973	A	L, 5-14	4/11/1992	A	L, 1-2						
5/5/1951	H	L, 2-9	5/4/1973	H	L, 10-12	4/12/1992	A	L, 5-13						
5/11/1951	A	L, 1-2	5/5/1973	H	L, 6-13	4/17/1993	H	L, 3-14						
5/12/1951	A	L, 2-11	4/19/1974	H	W, 5-4	4/17/1993	H	L, 3-4						
5/2/1952	A	L, 1-4	4/20/1974	H	L, 5-15	4/18/1993	H	L, 5-8						
5/3/1952	A	W, 10-3	5/3/1974	A	L, 3-6	5/21/1993	N	W, 9-7						
5/9/1952	H	L, 5-14	5/4/1974	A	L, 1-2	5/23/1993	N	L, 6-7						
4/24/1953	H	L, 0-3	4/19/1975	H	W, 2-1	5/23/1993	N	L, 4-6						
5/4/1953	A	L, 0-1	4/20/1975	H	L, 2-5	4/16/1994	A	L, 1-3						
5/5/1953	A	W, 2-0	5/4/1975	A	L, 2-4	4/16/1994	A	W, 12-7						
5/4/1954	H	L, 6-10 (7)	5/4/1975	A	W, 8-0	4/17/1994	A	L, 4-9						
5/4/1954	H	W, 4-2 (7)	4/12/1976	A	L, 4-5 (7)	4/14/1995	H	L, 6-7						
5/7/1954	A	L, 1-6	4/12/1976	A	W, 7-2 (7)	4/15/1995	H	L, 4-7						
5/8/1954	A	W, 4-0	4/13/1976	A	L, 1-8	4/16/1995	H	L, 10-12						
4/12/1955	A	L, 0-10	4/27/1976	H	W, 6-2 (7)	5/21/1995	A	L, 5-22						
4/12/1955	A	L, 2-21	4/27/1976	H	W, 1-0 (7)	5/21/1995	A	L, 2-7						
4/13/1956	A	L, 3-6	4/28/1976	H	L, 6-9	4/12/1996	A	W, 4-3						
4/14/1956	A	L, 1-7	5/10/1976	N	W, 8-5	4/13/1996	A	W, 5-4						
5/4/1956	H	L, 2-3	3/13/1977	A	L, 5-6 (7)	4/14/1996	A	L, 2-12						
5/5/1956	H	W, 12-11	3/13/1977	A	W, 7-4 (7)	4/11/1997	H	W, 14-1						
4/12/1957	H	L, 1-12	4/26/1977	H	L, 2-8 (7)	4/12/1997	H	L, 6-7						
4/12/1957	H	L, 0-7	4/26/1977	H	W, 4-3 (7)	4/13/1997	H	L, 4-11						
5/3/1957	A	L, 0-9	4/27/1977	H	W, 8-1	3/20/1998	A	L, 5-13						
5/4/1957	A	L, 7-11	3/11/1978	A	L, 1-4 (7)	3/21/1998	A	L, 5-16						
4/12/1958	A	W, 2-1	3/11/1978	A	L, 2-3 (7)	3/22/1998	A	W, 13-10						





at Wilmington: UK leads 2-0

4/20/1905	A	L, 2-7
4/21/1905	A	L, 6-8
4/22/1905	A	L, 4-8
5/23/1919	A	L, 0-1
5/24/1919	A	W, 13-1
5/4/1921	H	L, 4-9
5/16/1921	A	W, 7-5
5/17/1921	A	W, 6-5
5/5/1922	A	L, 6-10
5/16/1924	A	L, 9-11
5/17/1924	A	L, 2-7
4/30/1926	A	L, 7-9
5/1/1926	A	L, 6-9
4/28/1928	H	L, 4-6
4/26/1929	A	W, 16-11
4/27/1929	A	L, 3-8
4/25/1930	H	W, 8-4
4/26/1930	H	L, 5-13
4/27/1931	A	L, 7-8
4/28/1931	A	W, 2-1
5/8/1931	H	L, 5-6
5/9/1931	H	W, 14-7
4/14/1939	A	L, 3-10
4/15/1939	A	L, 6-7
5/12/1939	H	W, 5-4
5/13/1939	H	W, 4-2
5/3/1940	A	L, 2-5
5/4/1940	A	L, 6-9
5/10/1940	H	L, 6-7
5/11/1940	H	L, 3-16
4/18/1941	A	W, 13-10
4/19/1941	A	L, 3-9
5/9/1941	H	W, 5-2
5/10/1941	H	L, 6-8
4/8/1942	A	W, 9-6
4/9/1942	A	L, 5-19
5/8/1942	H	L, 4-5
5/9/1942	H	W, 10-8
5/3/1947	A	L, 2-3
5/3/1947	A	W, 5-3
5/17/1947	H	W, 8-0
5/17/1947	H	W, 5-0
4/16/1948	H	L, 1-5
4/17/1948	H	L, 6-12
4/26/1948	A	L, 9-10
4/27/1948	A	W, 7-0
4/15/1949	A	W, 4-2
4/16/1949	A	W, 10-8
4/25/1949	H	W, 7-2
4/26/1949	H	W, 11-6
4/14/1950	A	W, 14-6
4/15/1950	A	W, 2-1
5/5/1950	H	W, 8-7
3/30/1951	A	T, 10-10 (9)
3/31/1951	A	W, 15-13
4/6/1951	H	W, 17-5
4/11/1952	H	W, 11-8
4/12/1952	H	W, 8-6
4/23/1952	A	W, 8-7 (7)
4/20/1953	A	W, 9-6
4/21/1953	A	W, 10-7 (11)
5/6/1953	H	W, 4-3
4/12/1954	A	L, 0-9
4/13/1954	A	W, 11-7
4/26/1954	H	L, 5-7
4/27/1954	H	L, 4-8
4/22/1955	A	L, 3-17
4/23/1955	A	L, 8-14
4/23/1955	A	L, 8-9
5/6/1955	H	L, 3-9
5/7/1955	H	L, 4-12
5/7/1955	H	L, 4-8
4/22/1957	A	L, 3-9
4/23/1957	A	L, 4-8
4/18/1958	H	L, 4-8
4/19/1958	H	W, 7-6
4/17/1959	A	W, 14-7
4/18/1959	A	W, 4-3
5/8/1959	H	W, 9-0
5/8/1959	H	W, 4-0

4/16/1960	A	L, 8-9
4/16/1960	A	L, 3-4
5/6/1960	H	W, 3-1
4/14/1961	H	W, 4-1
4/15/1961	H	W, 6-3
5/5/1961	A	L, 8-9
5/6/1961	A	W, 9-2
4/13/1962	A	T, 12-12
4/14/1962	A	W, 15-9
5/4/1962	H	W, 17-2
5/5/1962	H	W, 7-4
5/5/1962	H	W, 10-4
3/29/1963	H	W, 4-3
3/30/1963	H	W, 2-1 (5)
5/3/1963	A	L, 2-8
5/4/1963	A	L, 4-9
5/4/1963	A	W, 5-0
3/27/1964	A	W, 9-2
5/1/1964	H	W, 8-3
5/2/1964	H	L, 2-3 (7)
5/2/1964	H	W, 2-1 (7)
3/27/1965	A	L, 0-3 (7)
3/27/1965	A	W, 6-5 (7)
4/30/1965	H	W, 1-0
5/1/1965	H	W, 12-3
4/9/1966	A	W, 9-3 (7)
4/9/1966	A	W, 7-1 (7)
4/22/1966	H	L, 2-4
4/23/1966	H	W, 14-4
4/7/1967	A	W, 7-2
4/8/1967	A	L, 4-6
4/22/1967	H	W, 3-0
4/22/1967	H	W, 11-3
4/5/1968	A	L, 1-2
4/6/1968	A	W, 4-3
4/26/1968	H	W, 6-0
4/27/1968	H	W, 8-3
4/4/1969	H	W, 4-1
4/5/1969	H	W, 3-1
4/25/1969	A	W, 4-2
4/26/1969	A	L, 1-5
3/20/1970	A	L, 6-18
3/21/1970	A	W, 3-2
4/3/1970	H	W, 3-0
4/4/1970	H	L, 2-6
3/29/1971	H	W, 13-5
3/30/1971	H	L, 6-8
4/2/1971	A	L, 3-6
4/3/1971	A	W, 4-3
3/23/1972	A	L, 1-15
3/24/1972	A	T, 8-8
3/31/1972	H	L, 3-4
3/23/1973	A	L, 2-5
3/24/1973	A	L, 0-22
4/2/1973	H	W, 3-1
4/3/1973	H	L, 3-7
3/29/1974	A	L, 7-8
3/30/1974	A	L, 2-4
3/22/1975	L, 3-5	
3/30/1975	L, 0-3	
3/30/1975	W, 9-4	
1976	A	L, 9-13
1976	A	L, 3-4
1976	A	W, 14-7
1976	H	W, 6-1
1976	H	W, 14-0
1976	H	W, 4-0
1977	A	L, 1-2
1977	A	L, 1-2
1977	A	L, 0-3
1977	H	L, 1-2
1977	H	W, 7-6
1977	H	W, 5-3
1978	H	L, 3-8
1978	H	L, 1-4
1978	H	L, 2-4
1978	A	W, 6-4
1978	A	W, 4-3
1979	H	W, 6-1
1979	A	L, 3-5
1979	A	W, 10-5
1979	A	W, 16-6
1979	H	L, 9-12
1979	H	W, 7-6
3/29/1980	H	L, 0-6

3/29/1980	H	W, 6-0
5/3/1980	A	L, 2-4
5/3/1980	A	W, 6-5
5/4/1980	A	L, 5-8
3/14/1981	A	L, 5-8
3/14/1981	A	W, 11-5
3/15/1981	A	W, 16-4
5/9/1981	H	W, 7-5
5/9/1981	H	W, 4-1
5/10/1981	H	T, 1-1
3/13/1982	H	L, 3-10
3/13/1982	H	W, 2-1
3/14/1982	H	L, 4-14
4/17/1982	A	L, 4-6
4/17/1982	A	L, 3-12
4/18/1982	A	L, 0-4
3/26/1983	A	W, 4-3
3/27/1983	A	L, 6-9
3/27/1983	A	L, 3-4
4/30/1983	H	W, 5-0
4/30/1983	H	W, 4-2
3/18/1984	A	W, 8-5
3/18/1984	A	W, 10-1
4/23/1984	H	L, 1-12
4/23/1984	H	L, 1-4
3/16/1985	A	L, 1-4
3/16/1985	A	L, 7-8
3/17/1985	A	W, 7-4
4/20/1985	H	L, 3-5
4/20/1985	H	W, 17-2
4/21/1985	H	W, 4-2
4/5/1986	H	W, 4-2
4/5/1986	H	W, 6-2
4/6/1986	H	W, 10-8
4/11/1987	A	W, 9-6
4/11/1987	A	W, 11-3
4/12/1987	A	W, 5-1
4/9/1988	H	W, 7-3
4/9/1988	H	W, 12-10
4/10/1988	H	W, 6-4
4/8/1989	A	L, 1-4
4/8/1989	A	W, 9-5
4/9/1989	A	L, 1-5
4/7/1990	H	L, 3-4
4/7/1990	H	W, 14-2
4/8/1990	H	L, 2-6
4/6/1991	A	L, 7-9
4/6/1991	A	L, 4-8
4/7/1991	A	W, 10-4
4/25/1992	H	L, 6-8
4/25/1992	H	L, 4-6
4/26/1992	H	W, 13-2
5/1/1993	A	W, 11-5
5/2/1993	A	T, 4-4
5/2/1993	A	W, 24-8
4/30/1994	H	L, 3-4
4/30/1994	H	L, 5-10
5/1/1994	H	W, 11-10
5/2/1994	H	L, 6-15
4/28/1995	A	W, 9-5
4/29/1995	A	L, 2-8
4/30/1995	A	W, 8-5
5/20/1995	N	W, 9-6
4/26/1996	A	L, 0-11
4/27/1996	A	L, 2-7
4/28/1996	A	W, 17-7
5/2/1997	H	L, 10-11
5/4/1997	H	L, 4-7
5/5/1997	H	W, 3-2
3/6/1998	A	L, 2-14
3/7/1998	A	L, 5-7
3/8/1998	A	W, 13-9
3/12/1999	H	L, 2-3
3/13/1999	H	L, 4-9
3/13/1999	H	W, 4-1
5/12/2000	A	W, 9-5
5/13/2000	A	W, 7-3
5/14/2000	A	W, 11-1
4/13/2001	H	W, 6-4
4/14/2001	H	L, 8-10
4/15/2001	H	W, 7-1
5/10/2002	A	L, 1-3
5/11/2002	A	W, 19-7
5/12/2002	A	L, 4-17
5/9/2003	H	L, 5-7 (10)

5/10/2003	H	W, 5-1
5/1/2003	H	W, 6-5 (10)
5/21/2004	A	L, 1-9
5/22/2004	A	L, 6-8
5/23/2004	A	L, 5-11
5/13/2005	H	L, 0-8
5/15/2005	H	W, 6-5 (7)
5/15/2005	H	L, 7-11 (9)
4/28/2006	A	L, 6-8
4/29/2006	A	W, 11-9
4/30/2006	A	W, 12-9
4/13/2007	H	L, 8-10
4/14/2007	H	L, 4-9
4/15/2007	H	W, 6-6
4/25/2008	A	L, 2-3
4/26/2008	A	W, 6-2
4/27/2008	A	W, 3-1
3/20/2009	H	W, 3-1
3/21/2009	H	W, 6-4
3/22/2009	H	L, 2-4
3/26/2010	A	L, 0-7
3/27/2010	A	L, 1-2
3/27/2010	A	L, 8-9
5/6/2011	H	W, 2-0
5/7/2011	H	L, 3-10
5/8/2011	H	L, 3-6
4/27/2012	A	W, 5-2
4/28/2012	A	L, 3-4
4/29/2012	A	L, 1-6
5/11/2013	H	L, 3-11
5/11/2013	H	L, 3-5
5/12/2013	H	L, 5-10
3/28/2014	A	W, 4-2
3/29/2014	A	L, 3-9
3/30/2014	A	L, 2-6


at Lexington: UK leads 71-52-1  
at Nashville: UK trails 62-75-4  
Neutral: UK leads 1-0

4/18/1967	H	L, 7-9
4/2/1975	H	W, 6-2
4/2/1975	H	W, 2-1
1978	H	L, 12-15
1979	A	W, 2-1
4/22/1980	H	W, 3-0
4/22/1980	H	W, 6-5
4/30/1980	A	L, 6-10
3/24/1981	H	W, 8-3
4/21/1981	A	W, 6-4
4/21/1981	A	W, 7-1
5/3/1985	A	W, 7-4
5/4/1985	N	W, 5-4
5/5/1985	H	W, 4-3
4/7/1988	A	W, 7-3
4/21/1988	H	L, 5-18
3/16/1989	A	L, 4-7
4/13/1989	H	W, 8-6
4/4/1990	A	W, 2-1
4/9/1990	H	L, 1-5
4/8/1991	A	L, 9-10
5/9/1991	H	L, 2-3
4/9/1992	H	W, 10-9
4/13/1993	H	W, 15-9
5/12/1993	A	W, 7-6
4/12/1994	H	W, 8-4
4/19/1994	A	W, 12-5
3/21/1995	A	W, 8-7
4/27/1995	H	W, 8-3
4/1/1996	A	L, 16-17
5/8/1996	H	L, 5-7
4/8/1997	H	W, 9-8
4/29/1997	A	L, 7-10
4/14/1998	H	L, 6-8
4/28/1998	A	W, 13-3
4/27/1999	H	L, 5-7
4/19/2000	A	W, 4-8
8/9/2000	H	W, 3-1
3/27/2001	A	L, 2-9
4/18/2001	H	W, 9-5
4/17/2002	H	L, 1-5
5/14/2002	A	L, 6-9

4/16/2003	A	L, 2-3
5/13/2003	H	L, 3-10
3/10/2004	A	W, 18-6
5/11/2004	H	W, 10-5
3/7/2006	H	L, 6-7
3/21/2007	H	W, 12-5
4/2/2008	H	W, 7-3
4/23/2008	A	W, 2-1
4/8/2009	H	L, 9-10
3/31/2010	H	L, 3-6
4/20/2010	A	L, 8-24
4/19/2011	A	L, 8-11
3/27/2012	H	W, 7-4
4/23/2013	A	L, 2-3 (18)
3/18/2014	H	W, 10-3

at Lexington: UK leads 19-13  
at Bowling Green: UK leads 12-11  
Neutral: UK leads 1-0

4/17/1987	H	W, 6-3
4/18/1989	H	L, 1-8
4/18/1990	H	L, 1-5
5/9/1990	A	L, 3-4





Kentucky vs. Ball State (Wilmington, N.C.)  
12 p.m. ET  
Missouri vs. Iona (Cary, N.C.)  
3 p.m. ET  
Binghamton at Auburn  
4 p.m. ET  
College of Charleston at South Carolina  
4 p.m. ET  
North Dakota at Arkansas  
4:05 p.m. ET  
Eastern Illinois at Georgia  
5 p.m. ET  
William & Mary at Ole Miss  
5 p.m. ET  
Santa Clara at Vanderbilt  
5 p.m. ET  
Rhode Island at Florida  
7 p.m. ET  
Tennessee at Florida International  
7 p.m. ET  
University of Maryland – E. Shore at Alabama  
7:30 p.m. ET  
Cincinnati at Mississippi State  
7:30 p.m. ET  
Holy Cross at Texas A&M  
7:35 p.m. ET  
Kansas at LSU  
8 p.m. ET

Kentucky vs. Richmond (Wilmington, N.C.)  
12 p.m. ET  
Eastern Illinois at Georgia  
2 p.m. ET  
Missouri vs. Iona (Cary, N.C.(DH))  
2 p.m. ET  
North Dakota at Arkansas  
2:05 p.m. ET  
William & Mary at Ole Miss  
2:30 p.m. ET  
University of Maryland – E. Shore at Alabama  
3 p.m. ET  
Kansas at LSU  
3 p.m. ET  
Miami-OH at Mississippi St. (DH)  
3 p.m. ET  
Santa Clara at Vanderbilt  
3 p.m. ET  
Holy Cross at Texas A&M  
3:05 p.m. ET  
Binghamton at Auburn  
4 p.m. ET  
Rhode Island at Florida  
4 p.m. ET  
College of Charleston at South Carolina

4 p.m. ET  
Missouri vs. Iona (Cary, N.C)(DH)  
5 p.m. ET  
Tennessee at Florida International  
6 p.m. ET  
Cincinnati at Mississippi State(DH)  
7:30 p.m. ET

Rhode Island at Florida  
1 p.m. ET  
Eastern Illinois at Georgia  
1 p.m. ET  
Tennessee at Florida International  
1 p.m. ET  
Santa Clara at Vanderbilt  
1 p.m. ET  
Holy Cross at Texas A&M  
1:05 p.m. ET  
Kentucky at UNC Wilmington  
1:30 p.m. ET  
University of Maryland – E. Shore at Alabama  
2 p.m. ET  
Kansas at LSU  
2 p.m. ET  
Missouri vs. Iona (Cary, N.C.)  
2 p.m. ET  
College of Charleston at South Carolina  
2 p.m. ET  
North Dakota at Arkansas  
2:05 p.m. ET  
William & Mary at Ole Miss  
2:30 p.m. ET  
Cincinnati at Mississippi State  
2:30 p.m. ET  
Binghamton at Auburn  
4 p.m. ET

Georgia at Kennesaw State  
5 p.m. ET  
Arkansas State at Ole Miss  
5 p.m. ET  
Mississippi Valley State at Mississippi State  
5 p.m. ET  
Furman at South Carolina  
5 p.m. ET  
Florida A&M at Florida  
7 p.m. ET  
Auburn at South Alabama  
7:30 p.m. ET  
Stephen F. Austin at Texas A&M  
7:35 p.m. ET

Alabama State at Auburn  
4 p.m. ET  
Tennessee Tech at Tennessee  
4 p.m. ET  
Vanderbilt at Belmont  
5 p.m. ET  
Florida at South Florida  
6:30 p.m. ET  
Nicholls State at LSU  
7:30 p.m. ET

Missouri at Corpus Christi  
7 p.m. ET  
Kentucky at Southern California  
9 p.m. ET

Arkansas vs. UCF (Mobile, Ala.)  
3 p.m. ET  
Missouri vs. Sam Houston State (Corpus Christi, Texas)  
3 p.m. ET  
Rutgers at Tennessee  
3 p.m. ET  
Radford at Auburn  
4 p.m. ET  
Northeastern at South Carolina  
4 p.m. ET  
Florida State at Georgia  
5 p.m. ET  
Kentucky at UC-Santa Barbara  
5 p.m. ET  
Wright State at Ole Miss  
5 p.m. ET  
UIC at Vanderbilt  
5 p.m. ET  
Miami at Florida  
7 p.m. ET  
Alabama at Houston  
7:30 p.m. ET  
Marshall at Mississippi State  
7:30 p.m. ET  
Penn State at Texas A&M  
7:35 p.m. ET  
Boston College at LSU  
8 p.m. ET

Rutgers at Tennessee (DH)  
12 p.m. ET  
Northeastern at South Carolina  
2 p.m. ET  
Wright State at Ole Miss  
2:30 p.m. ET  
Alabama A&M at Mississippi State (DH)  
3 p.m. ET  
UIC at Vanderbilt  
3 p.m. ET  
Penn State at Texas A&M  
3:05 p.m. ET  
Radford at Auburn  
4 p.m. ET  
Boston College at LSU  
4 p.m. ET  
Florida State at Georgia  
4:30 p.m. ET  
Kentucky at UC-Santa Barbara  
5 p.m. ET  
Alabama at Houston  
7:30 p.m. ET  
Arkansas at South Alabama  
7:30 p.m. ET  
Miami at Florida  
7:30 p.m. ET  
Marshall at Mississippi State (DH)  
7:30 p.m. ET  
Missouri at Corpus Christi  
8 p.m. ET

Arkansas vs. Maryland (Mobile, Ala.)  
11 a.m. ET  
Missouri vs. Purdue (Corpus Christi, Texas)  
12 p.m. ET  
Miami at Florida  
1 p.m. ET  
Florida State at Georgia  
1 p.m. ET  
Rutgers at Tennessee  
1 p.m. ET

UIC at Vanderbilt  
1 p.m. ET  
Northeastern at South Carolina  
1:30 p.m. ET  
Alabama at Houston  
2 p.m. ET  
Radford at Auburn  
2 p.m. ET  
Boston College at LSU  
2 p.m. ET  
Penn State at Texas A&M  
2:05 p.m. ET  
Wright State at Ole Miss  
2:30 p.m. ET  
Kentucky at UC-Santa Barbara  
4 p.m. ET  
Alabama A&M at Mississippi State  
5:30 p.m. ET

Savannah State at Alabama (DH)  
3 p.m. ET  
Presbyterian at Georgia  
4 p.m. ET  
Davidson at South Carolina  
4 p.m. ET  
Lipscomb at Tennessee  
4 p.m. ET  
Georgia Tech at Auburn  
5 p.m. ET  
Alcorn State at Mississippi State  
5 p.m. ET  
Tennessee-Martin at Vanderbilt  
5 p.m. ET  
Florida at Florida Atlantic  
6:30 p.m. ET  
Houston Baptist at Texas A&M  
7:35 p.m. ET

Alabama A&M at Auburn  
4 p.m. ET  
Morehead State at Kentucky  
4 p.m. ET  
Kennesaw State at Georgia  
5 p.m. ET  
Central Arkansas at Ole Miss  
5 p.m. ET  
Western Kentucky at Vanderbilt  
5 p.m. ET  
Southeastern Louisiana at LSU  
7:30 p.m. ET  
Incarnate Word at Texas A&M  
7:35 p.m. ET

Cal at Arkansas  
4:05 p.m. ET

Jacksonville State at Auburn  
4 p.m. ET  
Canisius at Kentucky  
4 p.m. ET  
Cal at Arkansas  
4:05 p.m. ET  
Illinois State at Vanderbilt  
5 p.m. ET  
Georgia at Georgia Southern  
6 p.m. ET  
Ole Miss at UCF  
6:30 p.m. ET  
South Carolina at Clemson  
6:30 p.m. ET  
Stony Brook at Florida  
7 p.m. ET  
UIC at Missouri

7 p.m. ET  
Louisiana-Lafayette at Alabama  
7:30 p.m. ET  
Arizona at Mississippi State  
7:30 p.m. ET  
Dartmouth at Texas A&M  
7:35 p.m. ET  
Princeton at LSU  
8 p.m. ET  
Tennessee at UC Irvine  
9:30 p.m. ET

Canisius at Kentucky  
2 p.m. ET  
Georgia at Georgia Southern  
2:30 p.m. ET  
Clemson vs. South Carolina (Greenville, S.C.)  
2:30 p.m. ET  
Louisiana-Lafayette at Alabama  
3 p.m. ET  
Arizona at Mississippi State (DH)  
3 p.m. ET  
UIC at Missouri  
3 p.m. ET  
Illinois State at Vanderbilt  
3 p.m. ET  
Dartmouth at Texas A&M  
3:05 p.m. ET  
Jacksonville State at Auburn  
4 p.m. ET  
Stony Brook at Florida  
4 p.m. ET  
Ole Miss at UCF  
4 p.m. ET  
Tennessee at UC Irvine  
4 p.m. ET  
Cal at Arkansas  
4:05 p.m. ET  
Princeton at LSU  
5 p.m. ET  
Samford at Mississippi State (DH)  
7:30 p.m. ET

Ole Miss at UCF  
11:30 a.m. ET  
Clemson at South Carolina  
12 p.m. ET  
Stony Brook at Florida  
1 p.m. ET  
Canisius at Kentucky  
1 p.m. ET  
Princeton at LSU  
1 p.m. ET  
Dartmouth at Texas A&M  
1:05 p.m. ET  
Georgia at Georgia Southern  
1:30 p.m. ET  
Louisiana-Lafayette at Alabama  
2 p.m. ET  
Jacksonville State at Auburn  
2 p.m. ET  
UIC at Missouri  
2 p.m. ET  
Illinois State at Vanderbilt  
2 p.m. ET  
Tennessee at UC Irvine  
4 p.m. ET  
Cal at Arkansas  
4:05 p.m. ET  
Samford at Mississippi State  
5:30 p.m. ET



Murray State at Kentucky 4 p.m. ET	UMass at Kentucky (DH) 12 p.m. ET	Penn State at South Carolina 7 p.m. ET	Ohio at Kentucky 4 p.m. ET	*Mississippi State at Kentucky 1 p.m. ET
Furman at Georgia 5 p.m. ET	Grand Canyon at Tennessee 1 p.m. ET	Western Kentucky at Mississippi St. 7:30 p.m. ET	Georgia at Mercer 6 p.m. ET	*Texas A&M at Alabama 2 p.m. ET
Evansville at Vanderbilt 5 p.m. ET	Xavier at Auburn 2 p.m. ET	Quinnipiac at Vanderbilt 7:30 p.m. ET	Austin Peay at Tennessee 6 p.m. ET	*Vanderbilt at Auburn 2 p.m. ET
Middle Tennessee State at Tennessee 6 p.m. ET	Longwood at Georgia 2 p.m. ET	Gonzaga at Arkansas 7:35 p.m. ET	Florida State at Florida 7 p.m. ET	*Georgia at Tennessee 2 p.m. ET
Florida at UCF 6:30 p.m. ET	Stetson at Ole Miss 2:30 p.m. ET	UTPA at Texas A&M 7:35 p.m. ET	LSU at Southern 7 p.m. ET	*South Carolina at Missouri 2 p.m. ET
Central Arkansas at Missouri 7 p.m. ET	San Diego at Mississippi State 3 p.m. ET	Ole Miss at Louisville 4 p.m. ET	Air Force at Missouri 7 p.m. ET	*Florida at Ole Miss 2:30 p.m. ET
Charleston Southern at South Carolina 7 p.m. ET	UW-Milwaukee at Missouri 3 p.m. ET	Gonzaga at Arkansas 4:05 p.m. ET	Winthrop at South Carolina 7 p.m. ET	UAB at Ole Miss (DH) 2 p.m. ET
Stephen F. Austin at LSU 7:30 p.m. ET	Maine at Florida 4 p.m. ET	UTPA at Texas A&M 4:05 p.m. ET	Samford at Alabama 7:30 p.m. ET	Mercer at Georgia 6 p.m. ET
Arkansas – Pine Bluff at Mississippi State 7:30 p.m. ET	UMass at Kentucky (DH) 4 p.m. ET	Appalachian State at Georgia 5 p.m. ET	Auburn at UAB 7:30 p.m. ET	South Carolina at Coastal Carolina 6 p.m. ET
Dallas Baptist at Texas A&M 7:35 p.m. ET	Miami (Ohio) at South Carolina 4 p.m. ET	Western Kentucky at Mississippi State 6 p.m. ET	Eastern Illinois at Mississippi State 7:30 p.m. ET	Florida at Stetson 6:30 p.m. ET
Auburn vs. Alabama (Montgomery, Ala.) 8 p.m. ET	Baylor vs. LSU (Houston, Texas) 4:35 p.m. ET	Fairfield at Florida 7 p.m. ET	Tennessee Tech at Vanderbilt 7:30 p.m. ET	Kentucky at Western Kentucky 7 p.m. ET
Wright State at Kentucky 4 p.m. ET	Vanderbilt at USC 5 p.m. ET	SIU-E at Missouri 7 p.m. ET	SEMO at Arkansas 7:35 p.m. ET	Arkansas – Pine Bluff at Missouri 7 p.m. ET
Grambling at LSU 4 p.m. ET	Texas A&M at Houston 8:05 p.m. ET	Penn State at South Carolina 7 p.m. ET	Prairie View A&M at Texas A&M 7:35 p.m. ET	Vanderbilt at Middle Tennessee State 7 p.m. ET
Morehead State at Tennessee 4 p.m. ET	Lipscomb vs. Alabama (Mobile, Ala.) TBA	McNeese State at LSU 7:30 p.m. ET	SEMO at Arkansas 4:05 p.m. ET	Alabama at South Alabama 7:30 p.m. ET
Louisiana Tech at Arkansas 4:05 p.m. ET	Loyola Marymount at Arkansas TBA	Quinnipiac at Vanderbilt 7:30 p.m. ET	Air Force at Missouri 7 p.m. ET	Memphis vs. Arkansas (North Little Rock, Ark.) 7:30 p.m. ET
Georgia State at Georgia 5 p.m. ET	Nebraska vs. LSU (Houston, Texas) 12:05 p.m. ET	*Missouri at Georgia 6 p.m. ET	Arkansas- Pine Bluff at Ole Miss 7:30 p.m. ET	Auburn at Georgia Tech 7:30 p.m. ET
Central Arkansas at Missouri 5 p.m. ET	Maine at Florida 1 p.m. ET	*Tennessee at Florida 7 p.m. ET	*LSU at Arkansas 7 p.m. ET	LSU at Tulane 7:30 p.m. ET
UCF at Florida 7 p.m. ET	Longwood at Georgia 1 p.m. ET	*Kentucky at South Carolina 7 p.m. ET	*Georgia at Tennessee 6 p.m. ET	Mississippi State vs. Southern Miss (Pearl, Miss.) 7:30 p.m. ET
Ole Miss at Southern Miss 7:30 p.m. ET	UMass at Kentucky 1 p.m. ET	*Alabama at Mississippi State 7:30 p.m. ET	*Mississippi State at Kentucky 6:30 p.m. ET	Texas A&M at UTSA 7:30 p.m. ET
UMass at Kentucky 4 p.m. ET	Grand Canyon at Tennessee 1 p.m. ET	*Arkansas at Vanderbilt 7:30 p.m. ET	*Vanderbilt at Auburn 7 p.m. ET	Arkansas – Pine Bluff at Missouri 2 p.m. ET
Loyola Marymount at Arkansas 4:05 p.m. ET	Vanderbilt vs. TCU (Los Angeles, Calif.) 1 p.m. ET	*Auburn at Texas A&M 7:35 p.m. ET	*South Carolina at Missouri 7 p.m. ET	Arkansas at Memphis 6:30 p.m. ET
Nebraska vs. Texas A&M (Houston, Texas) 4:35 p.m. ET	Miami (Ohio) at South Carolina 1:30 p.m. ET	*Ole Miss at LSU 8 p.m. ET	*Florida at Ole Miss 7:30 p.m. ET	Cincinnati at Tennessee 7 p.m. ET
Longwood at Georgia 5 p.m. ET	Xavier at Auburn 2 p.m. ET	*Missouri at Georgia 2 p.m. ET	*Texas A&M at Alabama 8 p.m. ET	*Alabama at Florida 7 p.m. ET
Grand Canyon at Tennessee 6 p.m. ET	UW-Milwaukee at Missouri 2 p.m. ET	*Alabama at Mississippi State 3 p.m. ET	*LSU at Arkansas 9 p.m. ET	*Ole Miss at Arkansas 7:35 p.m. ET
Xavier at Auburn 7 p.m. ET	Loyola Marymount at Arkansas 2:05 p.m. ET	*Arkansas at Vanderbilt 3 p.m. ET	*Mississippi State at Kentucky 2 p.m. ET	*Alabama at Florida 7 p.m. ET
Maine at Florida 7 p.m. ET	Stetson at Ole Miss 2:30 p.m. ET	*Kentucky at South Carolina 4 p.m. ET	*LSU at Arkansas 2:05 p.m. ET	*Ole Miss at Arkansas 7 p.m. ET
UW-Milwaukee at Missouri 7 p.m. ET	San Diego at Mississippi State 2:30 p.m. ET	*Ole Miss at LSU 4 p.m. ET	*Florida at Ole Miss 2:30 p.m. ET	*Georgia at South Carolina 7 p.m. ET
Miami (Ohio) at South Carolina 7 p.m. ET	Baylor vs. Texas A&M (Houston, Texas) 3:35 p.m. ET	*Auburn at Texas A&M 5 p.m. ET	*South Carolina at Missouri 3:30 p.m. ET	*Auburn at Mississippi State 7:30 p.m. ET
Stetson at Ole Miss 7:30 p.m. ET	Lipscomb vs. Alabama (Mobile, Ala.) TBA	*Tennessee at Florida 7 p.m. ET	*Texas A&M at Alabama 4 p.m. ET	*Tennessee at Vanderbilt 7:30 p.m. ET
San Diego at Mississippi State 7:30 p.m. ET	Alabama A&M at Alabama (DH) 2 p.m. ET	*Tennessee at Florida 1 p.m. ET	*Georgia at Tennessee 4 p.m. ET	*Missouri at Texas A&M 7:35 p.m. ET
LSU at Houston 8:05 p.m. ET	Ole Miss at Louisville 4 p.m. ET	*Missouri at Georgia 1 p.m. ET	*Vanderbilt at Auburn 8 p.m. ET	*Kentucky at LSU 8 p.m. ET
Vanderbilt at UCLA 9 p.m. ET	Appalachian State at Georgia 5 p.m. ET	*Kentucky at South Carolina 1:30 p.m. ET		
Lipscomb vs. Alabama (Mobile, Ala.) TBA	ETSU at Tennessee 6 p.m. ET	*Arkansas at Vanderbilt 2 p.m. ET		
	Samford at Auburn 7 p.m. ET	*Auburn at Texas A&M 2:05 p.m. ET		
	Fairfield at Florida 7 p.m. ET	*Alabama at Mississippi State 2:30 p.m. ET		
	Cincinnati at Kentucky 7 p.m. ET	*Ole Miss at LSU 4 p.m. ET		







Tennessee at ETSU  
6:05 p.m. ET  
Louisville at Kentucky  
7 p.m. ET  
Southern Miss at Alabama  
7:30 p.m. ET  
Alcorn State at LSU  
7:30 p.m. ET  
Mississippi State vs. Ole Miss  
(Pearl, Miss.)  
7:30 p.m. ET  
Missouri at Missouri State  
7:30 p.m. ET  
Texas State at Texas A&M  
7:35 p.m. ET

Kennesaw State at Auburn  
7 p.m. ET

\*Arkansas at Alabama  
7 p.m. ET  
\*LSU at Mississippi State  
7:30 p.m. ET

\*Texas A&M at Tennessee  
6 p.m. ET  
\*Vanderbilt at Kentucky  
6:30 p.m. ET  
\*Arkansas at Alabama  
7 p.m. ET  
\*Auburn at South Carolina  
7 p.m. ET  
\*Florida at Georgia  
7 p.m. ET  
\*Ole Miss at Missouri  
7 p.m. ET  
\*LSU at Mississippi State  
8 p.m. ET

\*Florida at Georgia  
12 p.m. ET  
\*Arkansas at Alabama  
1 p.m. ET  
\*Ole Miss at Missouri  
3 p.m. ET  
\*Auburn at South Carolina  
3:30 p.m. ET  
\*LSU at Mississippi State  
4 p.m. ET  
\*Vanderbilt at Kentucky  
6:30 p.m. ET  
\*Texas A&M at Tennessee  
7 p.m. ET

\*Florida at Georgia  
1 p.m. ET  
\*Vanderbilt at Kentucky  
1 p.m. ET  
\*Auburn at South Carolina  
2 p.m. ET  
\*Ole Miss at Missouri  
2 p.m. ET  
\*Texas A&M at Tennessee  
2 p.m. ET

South Florida at Florida  
7 p.m. ET  
SEMO at Missouri  
7 p.m. ET

Belmont at Tennessee  
6 p.m. ET  
Wofford at South Carolina  
7 p.m. ET

\*Florida at Vanderbilt  
7:30 p.m. ET  
\*Mississippi State at Ole Miss  
7:30 p.m. ET

\*Georgia at Kentucky  
6:30 p.m. ET  
\*Alabama at Auburn  
7 p.m. ET

\*Missouri at LSU  
7 p.m. ET  
\*Florida at Vanderbilt  
7:30 p.m. ET  
\*Mississippi State at Ole Miss  
7:30 p.m. ET  
\*Tennessee at Arkansas  
7:35 p.m. ET  
\*South Carolina at Texas A&M  
7:35 p.m. ET

\*Florida at Vanderbilt  
1 p.m. ET  
\*Georgia at Kentucky  
2 p.m. ET  
\*South Carolina at Texas A&M  
3:05 p.m. ET  
\*Alabama at Auburn  
4 p.m. ET  
\*Mississippi State at Ole Miss  
5 p.m. ET  
\*Tennessee at Arkansas  
7:05 p.m. ET  
\*Missouri at LSU  
8:30 p.m. ET

\*Georgia at Kentucky  
12 p.m. ET  
\*Alabama at Auburn  
2 p.m. ET  
\*Tennessee at Arkansas  
2:05 p.m. ET  
\*South Carolina at Texas A&M  
2:05 p.m. ET  
\*Missouri at LSU  
3 p.m. ET

UNC Asheville at Tennessee  
6 p.m. ET  
Vanderbilt at Louisville  
6 p.m. ET  
Morehead State at Auburn  
7 p.m. ET  
Georgia Tech vs. Georgia  
7 p.m. ET  
Northern Kentucky at Kentucky  
7 p.m. ET  
USC Upstate at South Carolina  
7 p.m. ET  
Mercer vs. Alabama  
(Huntsville, Ala.)  
7:30 p.m. ET  
LSU at New Orleans  
7:30 p.m. ET

Ole Miss at Arkansas State  
7:30 p.m. ET  
Texas A&M at Sam Houston State  
7:30 p.m. ET  
Arkansas at Creighton  
8 p.m. ET

\*Mississippi State at Tennessee  
6 p.m. ET  
\*Arkansas at Georgia  
7 p.m. ET  
\*Auburn at Florida  
7 p.m. ET  
\*Kentucky at Missouri  
7 p.m. ET  
\*Texas A&M at Ole Miss  
7:30 p.m. ET  
\*Vanderbilt at Alabama  
8 p.m. ET

\*Mississippi State at Tennessee  
6 p.m. ET  
\*Arkansas at Georgia  
7 p.m. ET  
\*Auburn at Florida  
7 p.m. ET  
\*Kentucky at Missouri  
7 p.m. ET  
\*Texas A&M at Ole Miss  
7:30 p.m. ET  
\*Vanderbilt at Alabama  
8 p.m. ET  
\*LSU at South Carolina  
8 p.m. ET

\*Arkansas at Georgia  
1 p.m. ET  
\*Auburn at Florida  
1 p.m. ET  
\*Mississippi State at Tennessee  
1 p.m. ET  
\*Kentucky at Missouri  
2 p.m. ET  
\*Texas A&M at Ole Miss  
2:30 p.m. ET  
\*Vanderbilt at Alabama  
3 p.m. ET  
\*LSU at South Carolina  
8 p.m. ET

SEC Tournament  
Hoover Metropolitan Stadium –  
Hoover, Ala.

NCAA Regionals  
Campus Sites

NCAA Super Regionals  
Campus Sites

College World Series  
Omaha, Neb.

\* - Denotes Southeastern Conference  
Game





# 2014 REVIEW



Feb. 14	vs. No. 1 Virginia	W, 8-3	8	11	2	3	5	0	9	1-0	Reed (W, 1-0)	2114	3:34
Feb. 15	at UNC Wilmington	W, 10-4	10	12	1	4	7	3	9	2-0	Shepherd (W, 1-0)	1513	3:06
Feb. 16	vs. VMI	L, 9-10	9	9	4	10	11	4	9	2-1	Strecker (L, 0-1)	3826	3:38
Feb. 17	at USC Upstate	L, 6-8	6	12	2	8	12	1	9	2-2	Zeigler (L, 0-1)	117	3:19
Feb. 21	vs. St. Joseph's	W, 16-2	16	15	0	2	8	2	9	3-2	Reed (W, 2-0)	381	2:56
Feb. 22	at Old Dominion	W, 7-5	7	11	0	5	8	2	9	4-2	Combs (W, 1-0)	772	2:56
Feb. 23	vs. St. John's	W, 13-0	13	9	0	0	6	3	9	5-2	Cody (W, 1-0)	685	3:00
Feb. 25	WRIGHT STATE	W, 7-1	7	9	0	1	6	2	9	6-2	Salow (W, 1-0)	1469	3:03
Feb. 28	EASTERN MICHIGAN	W, 8-2	8	13	2	2	3	2	9	7-2	Reed (W, 3-0)	1461	2:59
March 1	EASTERN MICHIGAN	W, 9-5	9	9	1	5	8	1	9	8-2	Shepherd (W, 2-0)	-	2:36
March 1	EASTERN MICHIGAN	W, 13-2	13	17	3	2	8	2	9	9-2	Cody (W, 2-0)	1668	2:50
March 5	CINCINNATI	W, 7-0	7	7	0	0	3	0	9	10-2	Dwyer (W, 1-0)	-	2:33
March 5	CINCINNATI	W, 11-4	11	11	1	4	10	4	9	11-2	Jack (W, 1-0)	1460	2:43
March 7	BALL STATE	L, 8-10	8	14	3	10	12	1	10	11-3	Combs (L, 1-1)	1911	3:47
March 8	BALL STATE	W, 24-1	24	19	3	1	4	1	9	12-3	Shepherd (W, 3-0)	2091	3:14
March 9	BALL STATE	W, 26-3	26	21	0	3	7	1	9	13-3	Nelson (W, 1-0)	1596	3:10
March 11	at No. 16 Indiana	L, 2-7	2	6	1	7	6	1	9	13-4	Dwyer (L, 1-1)	2746	2:18
March 14	at Alabama	L, 0-3	0	4	0	3	4	0	9	13-5, 0-1	Reed (L, 3-1)	4258	2:36
March 15	at Alabama	W, 7-2	7	9	2	2	10	2	9	14-5, 1-1	Shepherd (W, 4-0)	4258	2:36
March 15	at Alabama	L, 3-5	3	11	1	5	9	1	10	14-6, 1-2	Salow (L, 1-1)	4142	2:45
March 18	WESTERN KENTUCKY	W, 10-3	10	12	2	3	11	1	9	15-6	Mahar (W, 1-0)	1633	2:40
March 21	No. 1 SOUTH CAROLINA	W, 13-5	13	14	2	5	10	4	9	16-6, 2-2	Reed (W, 4-1)	1937	2:53
March 22	No. 1 SOUTH CAROLINA	W, 2-1	2	6	3	1	7	0	9	17-6, 3-2	Shepherd (W, 5-0)	2220	2:40
March 23	No. 1 SOUTH CAROLINA	L, 3-8	3	5	2	8	6	0	9	17-7, 3-3	Cody (W, 3-0)	1870	2:37
March 26	XAVIER	W, 9-6	9	8	1	6	9	1	9	18-7	Cody (W, 3-0)	1424	2:40
March 28	at No. 5 Vanderbilt	W, 4-2	4	11	0	2	9	0	9	19-7, 4-3	Reed (W, 5-1)	2885	3:05
March 29	at No. 5 Vanderbilt	L, 3-9	3	4	1	9	16	3	9	19-8, 4-4	Shepherd (L, 5-1)	2885	3:05
March 30	at No. 5 Vanderbilt	L, 2-6	2	9	1	6	9	3	9	19-9, 4-5	Nelson (L, 1-2)	2869	2:44
April 1	No. 8 LOUISVILLE	W, 8-3	8	9	0	3	8	0	9	20-9, 4-5	Dwyer (W, 2-1)	3742	2:53
April 4	No. 12 FLORIDA	W, 17-1	17	20	0	1	8	1	9	21-9, 5-5	Reed (W, 6-1)	2133	3:06
April 5	No. 12 FLORIDA	L, 10-11	10	12	1	11	17	0	9	21-10, 5-6	Shepherd (L, 5-2)	1992	3:48
April 6	No. 12 FLORIDA	W, 9-8	9	18	2	8	11	1	9	22-10, 6-6	Dwyer (W, 3-1)	1920	3:17
April 8	MOREHEAD STATE	L, 4-6	4	5	1	6	11	2	9	22-11	Combs (L, 1-2)	1618	2:43
April 11	MISSOURI	L, 7-8	7	11	2	8	12	1	9	22-12, 6-7	Jack (L, 1-1)	1950	3:13
April 12	MISSOURI	W, 12-0	12	15	0	0	8	4	9	23-12, 7-7	Dwyer (W, 4-1)	2458	3:10
April 13	MISSOURI	L, 3-8	3	10	5	8	15	0	9	23-13, 7-8	Nelson (L, 1-3)	2063	3:01
April 15	at No. 9 Louisville	W, 4-2	4	5	0	2	8	4	9	24-13	Salow (W, 2-1)	2597	3:29
April 18	at Texas A&M	W, 6-3	6	9	1	3	8	0	9	25-13, 8-8	Reed (W, 7-1)	4439	3:16
April 19	at Texas A&M	W, 11-4	11	17	1	4	10	2	9	26-13, 9-8	Dwyer (W, 5-1)	5311	3:21
April 20	at Texas A&M	L, 2-14	2	8	1	14	16	0	9	26-14, 9-9	Nelson (L, 1-4)	3308	2:23
April 22	TENNESSEE TECH	W, 15-13	15	16	1	13	15	0	9	27-14	Jack (W, 2-1)	1830	3:42
April 25	No. 12 OLE MISS	L, 4-12	4	8	1	12	15	0	9	27-15, 9-10	Reed (L, 7-2)	2247	3:03
April 26	No. 12 OLE MISS	L, 5-18	5	12	2	18	17	3	9	27-16, 9-11	Dwyer (L, 5-2)	2474	3:07
April 27	No. 12 OLE MISS	L, 6-9	6	12	2	9	17	2	9	27-17, 9-12	Salow (L, 2-2)	2380	3:43
May 1	at Tennessee	W, 15-1	15	10	0	1	5	5	9	28-17, 10-12	Reed (W, 8-2)	1894	2:54
May 2	at Tennessee	L, 2-8	2	8	1	8	10	3	9	28-18, 10-13	Dwyer (L, 5-3)	2089	3:19
May 3	at Tennessee	L, 1-5	1	3	0	5	5	0	9	28-19, 10-14	Nelson (L, 1-5)	1991	2:46
May 9	AUBURN	W, 6-3	6	12	0	3	8	1	9	29-19, 11-14	Reed (W, 9-2)	1894	2:54
May 10	AUBURN	L, 1-8	1	8	2	8	15	0	9	29-20, 11-15	Shepherd (L, 5-3)	2492	2:52
May 11	AUBURN	W, 6-5	6	8	1	5	10	1	10	30-20, 12-15	Jack (W, 3-1)	2279	3:59
May 13	at Murray State	L, 3-4	3	5	2	4	10	2	12	30-21, 12-15	Salow (L, 2-3)	502	3:56
May 15	at Georgia	W, 13-0	13	19	0	0	3	5	9	31-21, 13-15	Reed (W, 10-2)	2003	2:56
May 16	at Georgia	W, 10-0	10	10	1	0	6	2	9	32-21, 14-15	Nelson (W, 2-5)	1993	3:08
May 17	at Georgia	L, 10-11	10	15	1	11	17	1	9	32-22, 14-16	Brown (L, 0-1)	2507	3:23
May 20	vs. No. 24 Alabama	W, 7-1	7	9	1	1	8	2	9	33-22	Reed (W, 11-2)	8175	3:12
May 21	vs. No. 7 Florida	W, 4-2	4	8	0	2	6	0	9	34-22	Cody (W, 4-0)	7526	3:17
May 22	vs. No. 17 Miss. State	W, 7-6	7	16	4	6	16	0	12	35-22	Jack (W, 4-1)	8501	4:36
May 24	vs. No. 7 Florida	L, 5-6	4	8	0	2	6	0	9	35-23	Shepherd (L, 5-4)	8116	3:35
May 30	vs. Kansas	L, 6-10	6	9	2	10	13	0	9	35-24	Shepherd (L, 5-5)	2365	3:14
May 31	vs. Kent State	W, 4-2	4	7	0	2	9	0	9	36-24	Reed (W, 12-2)	2258	2:26
June 1	vs. Kansas	W, 8-6	8	11	1	6	8	3	9	37-24	Brown (W, 1-1)	2275	3:09
June 1	vs. No. 8 Louisville	L, 1-4	1	4	2	4	10	1	9	37-25	Salow (L, 2-4)	4319	3:43



18	AJ Reed	.336	62-62	223	60	75	18	1	23	73	164	.735	49	14	48	2	.476	4	0	0-1
25	Ka'ai Tom	.328	54-53	204	40	67	13	0	3	41	89	.436	22	9	18	6	.414	2	2	14-18
9	Max Kuhn	.324	62-62	259	68	84	18	1	8	58	128	.494	43	9	49	5	.437	0	0	3-3
42	Micheal Thomas	.315	60-58	219	47	69	11	1	8	45	106	.484	26	8	42	4	.402	3	2	2-3
19	Austin Cousino	.308	61-61	263	58	81	15	4	4	38	116	.441	13	13	39	3	.365	4	4	19-20
46	Thomas Bernal	.305	54-51	203	30	62	9	0	1	32	74	.365	13	18	26	2	.392	3	4	6-8
8	Storm Wilson	.289	45-34	128	25	37	6	0	4	20	55	.430	16	15	20	2	.420	3	5	3-4
4	Kyle Barrett	.253	46-38	154	35	39	6	0	1	19	48	.312	21	3	41	2	.354	0	0	10-12
5	JaVon Shelby	.250	56-52	180	38	45	6	2	4	21	67	.372	23	6	42	5	.351	2	4	0-2
6	Matt Reida	.246	56-54	195	29	48	10	0	4	36	70	.359	22	7	38	4	.341	2	3	5-8
---																				
35	Zach Arnold	.542	18-3	24	5	13	3	0	0	8	16	.667	3	0	2	1	.593	0	1	0-1
44	Dorian Hairston	.400	17-4	25	8	10	1	2	0	7	15	.600	3	2	4	2	.500	0	0	1-1
15	Marcus Carson	.364	25-4	33	12	12	2	0	0	9	14	.424	0	3	8	1	.417	0	0	2-2
40	Greg Fettes	.250	14-3	20	2	5	0	0	0	5	5	.250	2	0	7	0	.318	0	0	1-1
7	Connor Heady	.133	30-19	60	15	8	3	0	0	10	11	.183	12	2	21	1	.286	3	5	1-2
31	Bryce Bastein	.000	3-0	3	0	0	0	0	0	0	0	.000	0	0	1	0	.000	0	0	0-0

LOB - Team (517), Opp (474). DPs turned - Team (61), Opp (55). TPs turned - Team (0), Opp (1). CI - Team (1), Z. Arnold 1. IBB - Team (17), AJ Reed 15, A. Cousino 2, Opp (4). Picked off - S. Wilson 1, M. Thomas 1, K. Barrett 1, K. Tom 1, A. Cousino 1.

18	AJ Reed	2.09	12-2	16	16	1	0/1	0	112.0	98	39	26	29	71	19	0	4	.236	2	5	0
14	Chandler Shepherd	3.66	5-5	16	9	0	0/0	1	76.1	86	44	31	24	56	15	3	3	.286	8	5	0
12	Andrew Nelson	3.94	2-5	19	10	0	0/1	1	75.1	80	40	33	20	37	9	1	5	.281	2	5	2
---																					
34	Spencer Jack	1.16	4-1	26	0	0	0/1	4	38.2	28	7	5	8	31	2	0	4	.204	1	3	0
23	Kyle Cody	2.84	4-0	18	6	0	0/2	5	38.0	36	19	12	13	20	7	0	1	.254	3	2	0
29	Zach Strecker	3.80	0-1	18	0	0	0/1	0	21.1	30	15	9	10	21	4	0	1	.326	5	0	0
28	Logan Salow	4.65	2-4	23	2	0	0/2	1	31.0	35	20	16	13	27	9	0	1	.292	3	4	2
24	Dylan Dwyer	5.46	5-3	14	10	1	1/1	0	56.0	56	38	34	22	47	6	2	3	.265	3	5	3
33	Zack Brown	5.65	1-1	19	5	0	0/0	0	28.2	42	20	18	11	18	3	1	3	.347	5	5	1
17	Taylor Martin	6.23	0-0	12	0	0	0/1	0	17.1	15	12	12	7	12	5	0	1	.234	2	0	2
10	Ryne Combs	6.55	1-2	16	4	0	0/0	0	33.0	40	31	24	18	13	6	1	1	.299	6	7	0
11	Matt Snyder	8.00	0-0	9	0	0	0/1	0	9.0	11	8	8	4	6	0	0	2	.297	9	3	1
30	Sam Mahar	9.19	1-0	13	0	0	0/0	0	15.2	31	21	16	7	12	5	2	3	.408	3	1	1
21	Robert Zeigler	10.38	0-1	6	0	0	0/0	0	4.1	3	5	5	6	4	2	0	1	.188	1	0	0

PB - Team (10), M. Thomas 10, Opp (9). Pickoffs - Team (6), D. Dwyer 4, C. Shepherd 2, Opp (5). SBA/ATT - M. Thomas (32-48), A. Nelson (9-13), D. Dwyer (7-10), AJ Reed (5-7), C. Shepherd (1-4), K. Cody (3-4), S. Jack (2-4), M. Snyder (3-3), L. Salow (1-3). R. Combs (3-3), G. Fettes (2-2), Z. Arnold (2-2), Z. Strecker (0-1), Z. Brown (1-1), S. Mahar (1-1).



25	Ka'ai Tom	.373	26-26	102	17	38	7	0	2	21	51	.500	8	4	13	4	.439	0	2	5-6
18	AJ Reed	.372	30-30	113	31	42	8	0	15	37	95	.841	20	6	25	0	.486	1	0	0-0
46	Thomas Bernal	.348	28-27	112	13	39	5	0	0	14	44	.393	4	6	18	2	.398	1	1	2-3
8	Storm Wilson	.329	24-19	73	11	24	6	0	3	11	39	.534	7	7	11	0	.427	2	2	0-1
9	Max Kuhn	.325	30-30	123	30	40	8	0	4	26	60	.488	19	6	25	2	.439	0	0	1-1
42	Micheal Thomas	.270	30-30	111	23	30	2	1	4	18	46	.414	12	3	24	1	.354	1	0	1-1
19	Austin Cousino	.262	29-29	130	21	34	5	2	3	17	52	.400	3	3	20	2	.294	0	2	6-7
5	JaVon Shelby	.240	29-29	100	19	24	2	1	1	7	31	.310	8	2	24	4	.304	2	3	0-0
6	Matt Reida	.210	30-29	100	11	21	2	0	3	17	32	.320	11	3	19	2	.304	1	1	1-3
4	Kyle Barrett	.210	19-16	62	10	13	1	0	0	4	14	.226	9	0	17	2	.310	0	0	1-1
---																				
35	Zach Arnold	.714	8-0	7	2	5	1	0	0	2	6	.857	1	0	2	0	.750	0	0	0-0
40	Greg Fettes	.250	7-1	8	0	2	0	0	0	2	2	.250	0	0	3	0	.250	0	0	0-0
44	Dorian Hairston	.250	7-1	8	2	2	0	0	0	0	2	.250	0	0	2	2	.250	0	0	0-0
15	Marcus Carson	.188	10-1	16	2	3	0	0	0	1	3	.188	0	0	4	1	.188	0	0	0-0
7	Connor Heady	.091	9-2	11	1	1	0	0	0	0	1	.091	0	1	4	0	.167	0	0	0-0



LOB - Team (248), Opp (226). DPs turned - Team (29), Opp (27). TPs turned - Team (0), Opp (1). IBB - Team (7), AJ Reed 6, A. Cousino 1, Opp (1). Picked off - S. Wilson 1.

18	AJ Reed	2.38	7-2	10	10	0	0/1	0	72.0	65	29	19	18	52	11	0	4	.240	2	4	0
14	Chandler Shepherd	4.66	2-3	8	5	0	0/0	0	36.2	53	28	19	13	22	8	2	3	.349	4	1	0
12	Andrew Nelson	4.78	1-5	10	8	0	0/1	0	49.0	55	32	26	14	21	6	0	5	.296	1	3	1
---																					
21	Robert Zeigler	0.00	0-0	1	0	0	0/0	0	1.0	0	0	0	1	1	0	0	0	.000	0	0	0
34	Spencer Jack	2.51	1-1	12	0	0	0/0	1	14.1	15	4	4	4	10	1	0	3	.273	1	1	0
23	Kyle Cody	3.29	0-0	9	1	0	0/1	3	13.2	14	8	5	7	3	4	0	0	.259	0	1	0
29	Zach Strecker	4.26	0-0	7	0	0	0/1	0	6.1	10	4	3	4	5	1	0	0	.357	2	0	0
17	Taylor Martin	4.26	0-0	5	0	0	0/1	0	6.1	7	3	3	2	5	2	0	0	.280	0	0	0
24	Dylan Dwyer	7.00	3-2	8	5	0	0/1	0	27.0	33	24	21	13	17	2	2	3	.311	2	3	1
11	Matt Snyder	8.44	0-0	5	0	0	0/0	0	5.1	6	5	5	3	3	0	0	1	.286	5	1	1
30	Sam Mahar	8.53	0-0	4	0	0	0/0	0	6.1	10	7	6	2	5	1	1	2	.357	2	0	0
28	Logan Salow	9.00	0-2	10	0	0	0/1	1	7.0	10	8	7	3	3	3	0	0	.370	2	1	1
10	Ryne Combs	9.69	0-0	8	0	0	0/0	0	13.0	19	17	14	7	6	2	0	1	.339	1	2	0
33	Zack Brown	10.80	0-1	8	1	0	0/0	0	6.2	16	9	8	1	4	1	1	0	.471	1	1	0

PB - Team (5), M. Thomas 5, Opp (3). Pickoffs - Team (4), D. Dwyer 3, C. Shepherd 1, Opp (2). SBA/ATT - M. Thomas (20-26), A. Nelson (6-9), D. Dwyer (4-5), M. Snyder (3-3), C. Shepherd (1-2), AJ Reed (2-2), S. Jack (1-2), S. Mahar (1-1), L. Salow (1-1), R. Combs (1-1).



25	Ka'ai Tom	118	113	5	0	1.000	1	0	0	---	0	0
15	Marcus Carson	12	12	0	0	1.000	0	0	0	---	0	0
44	Dorian Hairston	9	9	0	0	1.000	0	0	0	---	0	0
33	Zack Brown	8	1	7	0	1.000	0	1	0	1.000	0	0
10	Ryne Combs	6	1	5	0	1.000	0	3	0	1.000	0	0
28	Logan Salow	4	1	3	0	1.000	0	1	2	.333	0	0
17	Taylor Martin	2	0	2	0	1.000	0	0	0	---	0	0
11	Matt Snyder	1	0	1	0	1.000	0	3	0	1.000	0	0
46	Thomas Bernal	475	459	14	2	.996	50	0	0	---	0	0
18	AJ Reed	128	104	23	1	.992	7	5	2	.714	0	0
42	Micheal Thomas	381	328	50	3	.992	5	32	16	.667	10	0
19	Austin Cousino	188	178	8	2	.989	2	0	0	---	0	0
8	Storm Wilson	68	66	1	1	.985	0	0	0	---	0	0
35	Zach Arnold	39	37	1	1	.974	0	2	0	1.000	0	1
4	Kyle Barrett	84	79	2	3	.964	0	0	0	---	0	0
5	JaVon Shelby	291	129	151	11	.962	37	0	0	---	0	0
12	Andrew Nelson	18	6	11	1	.944	0	9	4	.692	0	0
40	Greg Fettes	18	14	3	1	.944	0	2	0	1.000	0	0
6	Matt Reida	291	72	202	17	.942	47	0	0	---	0	0
7	Connor Heady	100	32	62	6	.940	13	0	0	---	0	0
14	Chandler Shepherd	13	1	11	1	.923	0	1	3	.250	0	0
24	Dylan Dwyer	11	1	9	1	.909	0	7	3	.700	0	0
9	Max Kuhn	153	24	108	21	.863	3	0	0	---	0	0
34	Spencer Jack	5	2	2	1	.800	1	2	2	.500	0	0
29	Zach Strecker	5	0	4	1	.800	0	0	1	.000	0	0
30	Sam Mahar	4	0	3	1	.750	0	1	0	1.000	0	0
23	Kyle Cody	6	1	3	2	.667	0	3	1	.750	0	0
21	Robert Zeigler	0	0	0	0	.000	0	0	0	---	0	0
31	Bryce Bastien	0	0	0	0	.000	0	0	0	---	0	0





35	Zach Arnold	8	13	.615	5	11	.455	2	3	.667	1	5	.200	7	3	2.3
4	Kyle Barrett	22	71	.310	17	83	.205	1	4	.250	21	63	.333	26	43	0.6
31	Bryce Bastien	0	1	.000	0	2	.000	0	0	---	0	0	---	1	1	1.0
46	Thomas Bernal	36	111	.324	26	92	.283	5	11	.455	13	47	.277	56	59	0.9
15	Marcus Carson	8	20	.400	4	13	.308	2	2	1.000	1	7	.143	4	8	0.5
19	Austin Cousino	34	118	.288	47	145	.324	1	9	.111	27	75	.360	74	71	1.0
40	Greg Fettes	2	12	.167	3	8	.375	1	1	1.000	1	4	.250	3	4	0.8
44	Dorian Hairston	9	18	.500	1	7	.143	0	0	---	0	3	.000	2	9	0.2
7	Connor Heady	6	33	.182	2	27	0.74	0	4	.000	4	13	.308	18	20	0.9
9	Max Kuhn	53	137	.387	31	122	.254	4	9	.444	23	51	.451	65	54	1.2
18	AJ Reed	45	128	.352	30	95	.316	4	7	.571	28	54	.519	50	48	1.0
6	Matt Reida	33	120	.275	15	75	.200	4	9	.444	15	42	.357	65	46	1.4
5	JaVon Shelby	19	95	.200	26	85	.306	1	10	.100	24	50	.480	56	38	1.5
42	Michael Thomas	39	129	.302	30	90	.333	2	9	.222	24	43	.558	60	48	1.2
25	Ka'ai Tom	36	115	.313	31	89	.348	4	11	.364	16	45	.356	64	57	1.1
8	Storm Wilson	17	55	.309	20	73	.274	3	7	.429	22	45	.489	37	35	1.1

35	Zach Arnold	5	6	.833	7	11	.636	4	5	.800	4	6	.667	13	16	.813	4	2	2	0	1	2
4	Kyle Barrett	0	6	.000	12	45	.267	7	10	.700	10	39	.256	35	77	.455	6	6	32	4	6	8
31	Bryce Bastien	0	3	.000	0	0	---	0	0	---	0	2	.000	0	1	.000	0	0	0	0	0	0
46	Thomas Bernal	1	2	.500	23	71	.324	14	19	.737	20	75	.267	57	124	.460	10	12	63	5	7	5
15	Marcus Carson	4	11	.364	6	11	.545	3	4	.750	5	14	.357	10	21	.476	5	0	8	0	1	2
19	Austin Cousino	0	0	---	23	73	.315	12	17	.706	25	72	.347	62	132	.470	17	17	53	5	13	11
40	Greg Fettes	3	7	.429	2	10	.200	2	2	1.000	3	10	.300	6	13	.462	2	2	11	1	1	4
44	Dorian Hairston	9	18	.500	1	7	.143	0	0	---	5	10	.500	12	21	.571	5	0	3	0	1	2
7	Conner Heady	0	2	.000	5	21	.238	4	7	.571	5	26	.192	17	43	.395	6	15	21	0	2	8
9	Max Kuhn	0	0	---	35	84	.417	12	20	.600	29	92	.315	80	148	.541	26	14	40	6	9	25
18	AJ Reed	0	0	---	26	69	.377	12	17	.706	29	75	.384	84	152	.553	26	15	38	5	9	11
6	Matt Reida	0	0	---	22	79	.278	13	22	.591	12	69	.174	62	136	.456	111	24	56	1	3	9
5	JaVon Shelby	0	2	.000	10	64	.156	8	18	.444	12	51	.235	49	110	.445	6	14	46	3	10	10
42	Michael Thomas	1	2	.500	24	83	.289	13	21	.619	27	77	.351	66	142	.465	19	19	58	5	12	1
25	Ka'ai Tom	0	0	---	22	76	.289	12	15	.800	27	66	.409	69	133	.519	17	14	50	2	16	13
8	Storm Wilson	2	2	1.000	10	33	.303	6	11	.545	10	35	.286	45	78	.577	6	15	22	7	4	7

Success Advancing Runners = percentage of times the batter advanced at least one runner during a plate appearance; #Rnrs Adv w/Out = TOTAL number of runners advanced when the player made an out

33	Zack Brown	16	70	.229	26	51	.510	19	32	.294	9	35	.257	25	36	0.7	6
23	Kyle Cody	17	71	.239	19	71	.268	19	39	.487	9	44	.205	51	38	1.3	4
10	Ryne Combs	29	88	.330	11	46	.239	18	35	.514	11	42	.262	33	47	0.7	4
24	Dylan Dwyer	25	84	.298	31	127	.244	21	61	.344	16	60	.267	48	61	0.8	3
34	Spencer Jack	17	67	.254	11	70	.157	6	29	.207	9	44	.205	54	24	2.2	4
30	Sam Mahar	20	44	.455	11	32	.344	7	16	.438	15	30	.500	21	14	1.5	0
17	Taylor Martin	9	25	.360	6	39	.154	5	18	.278	3	19	.158	21	18	1.2	0
12	Andrew Nelson	35	128	.273	45	157	.287	29	77	.377	28	95	.295	69	104	0.7	10
18	AJ Reed	42	186	.226	56	230	.243	38	114	.333	30	131	.229	121	128	0.9	11
28	Logan Salow	17	70	.243	18	50	.360	14	30	.467	10	41	.244	31	28	1.1	3
14	Chandler Shepherd	47	146	.322	39	155	.252	24	76	.316	32	106	.302	81	79	1.0	5
11	Matt Snyder	7	27	.259	4	10	.400	4	6	.667	2	10	.200	9	12	0.8	1
29	Zach Strecker	18	54	.333	12	38	.316	9	20	.450	10	32	.313	13	26	0.5	3
21	Robert Zeigler	1	11	.091	2	5	.400	3	5	.600	1	6	.167	4	5	0.8	0





Feb 14	vs Virginia	32	8	11	8	6	0	0	3	0	4	0	1	2	0	0	11	27	15	2	.344
Feb 15	at UNC Wilmington	38	10	12	9	3	0	1	3	0	2	2	2	0	0	2	6	27	12	1	.329
Feb 16	vs VMI	38	9	9	6	2	0	1	3	0	3	1	3	1	0	0	10	25	14	4	.296
Feb 17	at USC Upstate	35	6	12	5	2	0	0	4	0	1	1	3	1	1	1	4	24	9	2	.308
Feb 21	vs St. Joseph's	37	16	15	16	1	1	2	10	0	1	0	1	1	0	0	7	27	13	0	.328
Feb 22	at Old Dominion	36	7	11	7	4	0	1	7	0	1	0	0	0	1	0	6	27	14	0	.324
Feb 23	vs St. John's	37	13	9	8	0	0	2	10	0	3	0	2	1	0	0	10	27	11	0	.312
Feb 25	WRIGHT STATE	32	7	9	5	2	0	1	7	1	2	1	3	0	0	0	5	27	11	0	.309
Feb 28	EASTERN MICHIGAN	35	8	13	8	3	0	0	5	2	4	0	0	1	1	0	2	27	7	2	.316
Mar 01	EASTERN MICHIGAN	32	9	9	9	3	0	0	4	0	4	0	3	0	1	1	4	27	4	1	.312
Mar 01	EASTERN MICHIGAN	37	13	17	11	2	1	1	7	0	2	2	0	0	0	2	3	27	9	3	.326
Mar 05	CINCINNATI	28	7	7	6	4	0	1	7	1	0	1	3	1	0	1	7	27	10	0	.321
Mar 05	CINCINNATI	32	11	11	9	1	1	0	3	1	1	1	1	1	2	0	8	27	9	1	.323
Mar 07	BALL STATE	42	8	14	7	3	0	0	8	2	0	1	2	0	0	1	6	30	14	3	.324
Mar 08	BALL STATE	46	24	19	20	4	0	2	7	0	6	0	3	1	0	0	5	27	11	3	.333
Mar 09	BALL STATE	42	26	21	23	5	1	2	6	1	2	0	8	1	1	1	6	27	12	0	.345
Mar 11	at Indiana	33	2	6	2	1	0	1	0	0	1	0	1	0	0	0	9	24	7	1	.337
Mar 14	at Alabama	27	0	4	0	0	0	0	5	0	0	0	0	0	0	2	5	24	8	0	.329
Mar 15	at Alabama	38	7	9	6	1	0	2	1	0	0	0	0	0	0	0	8	27	14	2	.323
Mar 15	at Alabama	38	3	11	3	0	0	1	2	1	2	1	4	1	0	1	7	29	12	1	.322
Mar 18	WESTERN KENTUCKY	34	10	12	9	2	1	0	7	0	1	0	1	0	0	1	5	27	9	2	.323
Mar 21	SOUTH CAROLINA	39	13	14	10	2	0	2	3	0	5	0	3	0	0	0	9	27	15	2	.325
Mar 22	SOUTH CAROLINA	29	2	6	2	0	0	1	1	0	1	1	0	0	0	0	11	27	9	3	.321
Mar 23	SOUTH CAROLINA	30	3	5	3	2	0	0	3	0	0	0	1	0	0	2	6	27	12	2	.315
Mar 26	XAVIER	29	9	8	7	3	1	0	3	0	1	1	3	0	2	0	2	27	6	1	.314
Mar 28	vs Vanderbilt	33	4	11	3	0	0	0	4	0	0	1	3	1	0	1	10	27	9	0	.315
Mar 29	vs Vanderbilt	31	3	4	2	0	0	0	4	0	0	0	2	0	0	1	6	24	8	1	.308
Mar 30	vs Vanderbilt	35	2	9	1	1	0	0	0	0	1	0	0	0	0	1	8	24	12	1	.307
Apr 01	LOUISVILLE	29	8	9	8	0	0	2	3	0	0	0	2	2	1	0	6	27	9	0	.307
Apr 04	FLORIDA	44	17	20	16	4	0	4	3	1	0	0	1	0	1	0	6	27	10	0	.313
Apr 05	FLORIDA	38	10	12	10	2	0	1	8	0	1	1	1	0	0	0	5	27	12	1	.313
Apr 06	FLORIDA	40	9	18	8	1	1	2	0	0	0	0	2	0	0	2	2	27	11	2	.318
Apr 08	MOREHEAD STATE	34	4	5	4	2	0	1	2	0	0	0	2	0	0	0	8	27	12	1	.313
Apr 11	MISSOURI	37	7	11	7	1	0	1	3	0	2	0	2	0	1	1	7	27	7	2	.312
Apr 12	MISSOURI	36	12	15	11	4	0	1	5	1	0	0	1	1	1	1	5	27	19	0	.315
Apr 13	MISSOURI	37	3	10	3	1	0	0	1	0	1	0	0	0	0	0	11	27	15	5	.314
Apr 15	at Louisville	34	4	5	2	0	0	0	6	0	1	0	2	0	0	0	13	27	7	0	.310
Apr 18	at Texas A&M	33	6	9	6	0	0	0	6	1	1	0	3	2	0	0	7	27	10	1	.309
Apr 19	at Texas A&M	43	11	17	10	3	1	2	2	0	0	0	2	1	0	0	7	27	15	1	.312
Apr 20	at Texas A&M	35	2	8	2	1	0	1	2	0	1	0	0	0	0	0	9	24	12	1	.309
Apr 22	TENNESSEE TECH	38	15	16	15	4	0	3	10	0	2	1	5	0	1	0	5	27	5	1	.312
Apr 25	OLE MISS	32	4	8	4	2	0	2	3	0	0	0	2	0	0	2	7	27	8	1	.311
Apr 26	OLE MISS	38	5	12	5	2	0	2	2	0	0	0	1	1	0	1	6	27	16	2	.311
Apr 27	OLE MISS	38	6	12	6	1	0	1	3	0	0	0	0	1	1	0	6	27	12	2	.311
May 01	at Tennessee	38	15	10	15	1	0	4	6	1	1	0	1	0	2	0	12	27	11	0	.310
May 02	at Tennessee	35	2	8	2	0	1	1	4	0	0	0	1	0	0	2	10	24	11	1	.308
May 03	at Tennessee	30	1	3	1	0	0	0	7	0	0	0	1	0	0	1	9	24	10	0	.305
May 09	AUBURN	32	6	12	5	1	0	1	3	0	0	2	2	1	0	0	2	27	6	0	.306
May 10	AUBURN	34	1	8	1	3	0	0	4	0	0	0	0	0	0	0	7	27	14	2	.305
May 11	AUBURN	36	6	8	5	2	0	1	8	2	0	0	4	1	0	1	12	30	12	1	.303
May 13	at Murray State	37	3	5	3	0	0	1	6	0	1	0	5	2	0	1	3	35	10	2	.299
May 15	at Georgia	46	13	19	13	6	0	1	0	0	1	0	2	0	0	3	3	27	10	0	.302
May 16	at Georgia	34	10	10	8	4	0	2	7	0	0	0	2	0	1	0	3	27	6	1	.302
May 17	at Georgia	40	10	15	9	2	1	2	2	0	0	0	0	1	1	0	5	24	12	1	.304
May 20	vs Alabama	34	7	9	6	2	0	0	7	1	0	0	2	1	1	1	4	27	13	1	.303
May 21	vs Florida	33	4	8	4	3	0	1	3	0	2	0	1	0	1	1	8	27	10	0	.302
May 22	vs Mississippi State	47	7	16	6	4	0	1	7	1	0	0	1	0	2	1	7	36	21	4	.303
May 24	vs Florida	33	4	8	4	3	0	1	3	0	2	0	1	0	1	1	8	27	10	0	.302
May 30	vs Kansas	31	6	9	5	2	0	1	4	0	1	0	0	1	0	1	6	27	12	2	.302
May 31	vs Kent State	33	4	7	4	2	0	0	2	0	0	0	0	0	0	0	5	27	16	0	.300
Jun 01	vs Kansas	34	8	11	7	1	1	1	5	0	3	1	3	0	2	2	1	27	10	1	.301
Jun 01	vs Louisville	28	1	4	1	0	0	0	3	0	0	0	3	0	0	1	6	27	14	2	.299



Feb 14	vs Virginia	9.0	5	3	3	5	4	2	0	0	1	0	3	1	0	8-3	1-0	0	3.00
Feb 15	at UNC Wilmington	9.0	7	4	2	3	10	0	0	0	1	0	1	0	0	10-4	2-0	0	2.50
Feb 16	vs VMI	8.1	11	10	7	3	7	2	0	1	4	0	1	1	0	9-10	2-1	0	4.10
Feb 17	at USC Upstate	8.0	12	8	8	4	11	2	0	0	1	0	1	2	0	6-8	2-2	0	5.24
Feb 21	vs St. Joseph's	9.0	8	2	2	2	5	4	0	0	0	1	0	1	0	16-2	3-2	0	4.57
Feb 22	at Old Dominion	9.0	8	5	5	3	4	2	0	0	0	0	1	0	0	7-5	4-2	0	4.64
Feb 23	vs St. John's	9.0	6	0	0	2	2	0	0	0	0	0	3	3	0	13-0	5-2	0	3.96
Feb 25	WRIGHT STATE	9.0	6	1	1	5	4	1	0	0	0	2	1	2	0	7-1	6-2	0	3.58
Feb 28	EASTERN MICHIGAN	9.0	3	2	0	6	10	0	0	0	1	0	1	0	0	8-2	7-2	0	3.18
Mar 01	EASTERN MICHIGAN	9.0	8	5	1	1	6	1	0	0	0	1	0	0	0	9-5	8-2	0	2.95
Mar 01	EASTERN MICHIGAN	9.0	8	2	1	2	5	1	0	0	1	0	0	2	0	13-2	9-2	0	2.77
Mar 05	CINCINNATI	9.0	3	0	0	2	8	0	0	0	0	0	1	0	0	7-0	10-2	0	2.54
Mar 05	CINCINNATI	9.0	10	4	3	3	9	2	0	0	1	2	0	1	0	11-4	11-2	0	2.58
Mar 07	BALL STATE	10.0	12	10	4	4	6	4	0	0	2	0	0	0	0	8-10	11-3	0	2.66
Mar 08	BALL STATE	9.0	4	1	0	4	9	0	0	0	0	0	1	1	0	24-1	12-3	0	2.48
Mar 09	BALL STATE	9.0	7	3	3	1	5	1	0	1	1	0	0	0	0	26-3	13-3	0	2.51
Mar 11	at Indiana	8.0	6	7	6	0	9	3	0	2	0	0	1	1	0	2-7	13-4	0	2.74
*Mar 14	at Alabama	8.0	4	3	3	5	6	2	0	1	1	1	0	1	0	0-3	13-5	0	2.77
*Mar 15	at Alabama	9.0	10	2	2	1	6	2	0	0	0	0	0	0	0	7-2	14-5	0	2.73
*Mar 15	at Alabama	9.2	9	5	4	0	6	0	0	2	0	0	0	1	0	3-5	14-6	0	2.78
Mar 18	WESTERN KENTUCKY	9.0	11	3	1	1	7	1	2	0	1	0	1	2	0	10-3	15-6	0	2.70
*Mar 21	SOUTH CAROLINA	9.0	10	5	3	0	3	2	0	1	1	0	0	2	0	13-5	16-6	0	2.71
Mar 22	SOUTH CAROLINA	9.0	7	1	1	4	7	1	0	0	1	0	1	0	0	2-1	17-6	1	2.63
Mar 23	SOUTH CAROLINA	9.0	6	8	7	4	7	0	0	2	0	1	1	0	0	3-8	17-7	1	2.82
Mar 26	XAVIER	9.0	9	6	4	3	10	2	0	0	1	0	1	0	0	9-6	18-7	2	2.87
*Mar 28	vs Vanderbilt	9.0	9	2	2	1	7	1	0	0	0	0	2	0	0	4-2	19-7	3	2.83
*Mar 29	vs Vanderbilt	8.0	16	9	8	2	5	3	1	1	4	0	0	1	0	3-9	19-8	3	3.04
*Mar 30	vs Vanderbilt	8.0	9	6	4	4	3	1	0	1	1	0	0	1	0	2-6	19-9	3	3.08
Apr 01	LOUISVILLE	9.0	8	3	3	4	6	1	0	1	0	0	2	0	1	8-3	20-9	4	3.08
*Apr 04	FLORIDA	9.0	8	1	1	2	3	1	0	0	0	0	1	1	0	17-1	21-9	4	3.01
*Apr 05	FLORIDA	9.0	17	11	7	3	2	1	0	2	1	0	1	1	0	10-11	21-10	4	3.14
*Apr 06	FLORIDA	9.0	11	8	5	2	6	1	0	1	0	0	0	1	0	9-8	22-10	5	3.20
Apr 08	MOREHEAD STATE	9.0	11	6	5	2	6	2	0	1	3	0	1	2	0	4-6	22-11	5	3.26
*Apr 11	MISSOURI	9.0	12	8	7	1	10	1	0	2	0	0	1	0	0	7-8	22-12	5	3.37
*Apr 12	MISSOURI	9.0	8	0	0	2	5	2	0	0	1	0	1	2	0	12-0	23-12	5	3.27
*Apr 13	MISSOURI	9.0	15	8	5	4	3	2	0	0	0	0	1	3	1	3-8	23-13	5	3.32
Apr 15	at Louisville	9.0	8	2	2	5	9	1	0	0	0	0	1	2	0	4-2	24-13	6	3.28
*Apr 18	at Texas A&M	9.0	8	3	1	1	4	1	0	0	0	0	1	1	0	6-3	25-13	7	3.22
*Apr 19	at Texas A&M	9.0	10	4	4	2	6	0	1	0	0	0	1	1	0	11-4	26-13	7	3.24
*Apr 20	at Texas A&M	8.0	16	14	14	4	1	1	0	2	1	0	0	3	0	2-14	26-14	7	3.52
Apr 22	TENNESSEE TECH	9.0	15	13	12	4	12	4	0	7	1	0	1	0	0	15-13	27-14	8	3.73
*Apr 25	OLE MISS	9.0	15	12	7	3	10	4	1	1	5	0	0	0	0	4-12	27-15	8	3.81
*Apr 26	OLE MISS	9.0	17	9	7	4	4	5	0	1	1	0	1	1	0	6-9	27-17	8	4.03
*Apr 27	OLE MISS	9.0	17	9	7	4	4	5	0	1	1	0	1	1	0	6-9	27-17	8	4.10
*May 01	at Tennessee	9.0	5	1	1	4	9	1	0	0	0	0	0	2	0	15-1	28-17	8	4.03
*May 02	at Tennessee	8.0	10	8	8	7	6	2	1	0	1	0	1	0	0	2-8	28-18	8	4.12
*May 03	at Tennessee	8.0	5	5	5	3	3	1	0	0	2	1	3	1	0	1-5	28-19	8	4.15
*May 09	AUBURN	9.0	8	3	3	3	5	1	0	0	0	0	0	1	0	6-3	29-19	9	4.13
*May 10	AUBURN	9.0	15	8	4	4	6	3	1	0	0	0	0	1	0	1-8	29-20	9	4.13
*May 11	AUBURN	10.0	10	5	5	6	5	1	0	0	0	0	0	2	0	6-5	30-20	9	4.14
May 13	at Murray State	11.2	10	4	3	6	14	2	1	0	3	1	0	0	1	3-4	30-21	9	4.09
*May 15	at Georgia	9.0	3	0	0	2	4	0	0	0	0	0	0	2	0	13-0	31-21	9	4.01
*May 16	at Georgia	9.0	6	0	0	3	4	0	0	0	0	0	1	0	0	10-0	32-21	9	3.93
*May 17	at Georgia	8.0	17	11	9	5	5	0	1	1	1	1	1	0	0	10-11	32-22	9	4.04
May 20	vs Alabama	9.0	8	1	1	2	3	1	0	0	0	0	0	1	0	7-1	33-22	10	3.98
May 21	vs Florida	9.0	6	2	2	3	7	1	0	0	1	0	0	1	0	4-2	34-22	11	3.94
May 22	vs Mississippi State	12.0	16	6	5	4	3	0	0	0	2	1	0	3	0	7-6	35-22	11	3.94
May 24	vs Florida	9.0	12	6	6	4	5	2	0	0	2	1	1	0	1	5-6	35-23	11	3.98
May 30	vs Kansas	9.0	13	10	8	4	7	3	1	0	2	0	0	1	0	6-10	35-24	11	4.04
May 31	vs Kent State	9.0	9	2	2	0	3	0	0	0	0	0	0	1	0	4-2	36-24	11	4.01
Jun 01	vs Kansas	9.0	8	6	6	3	5	1	0	1	1	0	2	1	0	8-6	37-24	12	4.04
Jun 01	vs Louisville	9.0	10	4	3	5	7	4	0	0	0	0	2	2	0	1-4	37-25	12	4.03



At bats: 47 - vs Mississippi State (May 22, 2014 at Hoover, Ala.)  
 Runs scored: 26 - vs Ball State (Mar 09, 2014)  
 Hits: 21 - vs Ball State (Mar 09, 2014)  
 RBI: 23 - vs Ball State (Mar 09, 2014)  
 Doubles: 6 - vs Virginia (Feb 14, 2014 at Wilmington, N.C.)  
 6 - at Georgia (May 15, 2014)  
 Triples: 1 - (11 games )  
 Home runs: 4 - vs Florida (Apr 04, 2014)  
 4 - at Tennessee (May 01, 2014)  
 Total bases: 36 - vs Florida (Apr 04, 2014)  
 Walks: 10 - vs St. Joesph's (Feb 21, 2014 at Norfolk, Va.)  
 10 - vs St. John's (Feb 23, 2014 at Norfolk, Va.)  
 10 - vs Tennessee Tech (Apr 22, 2014)  
 Strikeouts: 13 - at Louisville (Apr 15, 2014)  
 Sac hits: 2 - (5 games )  
 Sac flies: 2 - (5 games )  
 Stolen bases: 6 - vs Ball State (Mar 08, 2014)  
 Hit by pitch: 8 - vs Ball State (Mar 09, 2014)  
 Caught stealing: 2 - at UNC Wilmington (Feb 15, 2014)  
 2 - vs Eastern Michigan (Mar 01, 2014)  
 2 - vs Auburn (May 09, 2014)  
 Runners LOB: 16 - vs Mississippi State (May 22, 2014 at Hoover, Ala.)  
 Hit into DP: 3 - vs Eastern Michigan (Mar 01, 2014)  
 3 - vs Ole Miss (Apr 25, 2014)  
 3 - at Georgia (May 15, 2014)

Innings pitched: 12.0 - vs Mississippi State (May 22, 2014 at Hoover, Ala.)  
 Runs allowed: 18 - vs Ole Miss (Apr 26, 2014)  
 Earned runs: 14 - at Texas A&M (Apr 20, 2014)  
 Walks allowed: 7 - at Tennessee (May 02, 2014)  
 Strikeouts: 14 - at Murray State (May 13, 2014)  
 Hits allowed: 17 - (4 games )  
 Doubles allowed: 5 - vs Ole Miss (Apr 27, 2014)  
 Triples allowed: 2 - vs Western Kentucky (Mar 18, 2014)  
 Homers allowed: 7 - vs Tennessee Tech (Apr 22, 2014)  
 Wild pitches: 5 - vs Ole Miss (Apr 25, 2014)  
 Hit batters: 3 - vs Virginia (Feb 14, 2014 at Wilmington, N.C.)  
 3 - vs St. John's (Feb 23, 2014 at Norfolk, Va.)  
 3 - at Tennessee (May 03, 2014)

At bats: 6 - (14 games )  
 Runs scored: 4 - Kyle Barrett vs Florida (Apr 04, 2014)  
 4 - Max Kuhn at Texas A&M (Apr 19, 2014)  
 4 - Matt Reid vs Tennessee Tech (Apr 22, 2014)  
 Hits: 4 - (13 games )  
 RBI: 6 - A.J. Reed vs St. Joesph's (Feb 21, 2014 at Norfolk, Va.)  
 6 - Micheal Thomas vs Ball State (Mar 08, 2014)  
 Doubles: 2 - (13 games )  
 Triples: 1 - (11 games )  
 Home runs: 2 - A.J. Reed vs St. Joesph's (Feb 21, 2014 at Norfolk, Va.)  
 2 - A.J. Reed vs St. John's (Feb 23, 2014 at Norfolk, Va.)  
 2 - A.J. Reed vs Ole Miss (Apr 26, 2014)  
 Total bases: 9 - Max Kuhn at Texas A&M (Apr 19, 2014)  
 9 - Matt Reid vs Tennessee Tech (Apr 22, 2014)  
 Walks: 4 - A.J. Reed vs Auburn (May 11, 2014)  
 Strikeouts: 4 - Max Kuhn at Tennessee (May 01, 2014)  
 Sac hits: 2 - Storm Wilson vs Louisville (Apr 01, 2014)  
 Sac flies: 2 - A.J. Reed vs Kansas (Jun 01, 2014 at Louisville, Ky.)  
 Stolen bases: 2 - (8 games )  
 Hit by pitch: 2 - (9 games )  
 Caught stealing: 1 - (19 games )  
 Runners LOB: 6 - Thomas Bernal vs Tennessee Tech (Apr 22, 2014)

Putouts: 15 - Thomas Bernal vs VMI (Feb 16, 2014 at Wilmington, N.C.)  
 15 - Thomas Bernal vs Mississippi State (May 22, 2014 at Hoover, Ala.)  
 15 - Thomas Bernal vs Kent State (May 31, 2014 at Louisville, Ky.)  
 Assists: 10 - Matt Reid vs Missouri (Apr 12, 2014)  
 Errors: 3 - JaVon Shelby vs Ball State (Mar 08, 2014)  
 Passed balls: 2 - Micheal Thomas at Louisville (Apr 15, 2014)

Innings pitched: 9.0 - Dylan Dwyer vs Cincinnati (Mar 05, 2014)  
 9.0 - A.J. Reed vs Kent State (May 31, 2014 at Louisville, Ky.)  
 Runs allowed: 8 - Andrew Nelson at Texas A&M (Apr 20, 2014)  
 Earned runs: 8 - Andrew Nelson at Texas A&M (Apr 20, 2014)  
 Walks allowed: 4 - (5 games )  
 Strikeouts: 10 - A.J. Reed vs Missouri (Apr 11, 2014)  
 Hits allowed: 11 - Chandler Shepherd at Vanderbilt (Mar 29, 2014)  
 Doubles allowed: 3 - (5 games )  
 Triples allowed: 1 - (10 games )  
 Homers allowed: 3 - Zack Brown vs Tennessee Tech (Apr 22, 2014)  
 Wild pitches: 2 - (7 games )  
 Hit batters: 2 - (5 games )



Alabama	2-2	.241	17	33	3	0	3	15	15	24
Auburn	2-1	.275	13	28	6	0	2	11	15	21
Ball State	2-1	.425	58	54	12	1	4	50	21	17
Cincinnati	2-0	.300	18	18	5	1	1	15	10	15
Eastern Michigan	3-0	.375	30	39	8	1	1	28	16	9
Florida	3-2	.351	45	66	13	1	8	43	18	28
Georgia	2-1	.367	33	44	12	1	5	30	9	11
Indiana	0-1	.182	2	6	1	0	1	2	0	9
Kansas	1-1	.308	14	20	3	1	1	12	9	7
Kent State	1-0	.212	4	7	2	0	0	4	2	5
Louisville	2-1	.198	13	18	0	0	2	11	12	25
Mississippi State	1-0	.340	7	16	4	0	1	6	7	7
Missouri	1-2	.327	22	36	6	0	2	21	9	23
Morehead State	0-1	.147	4	5	2	0	1	4	2	8
Murray State	0-1	.135	3	5	0	0	1	3	6	3
Old Dominion	1-0	.306	7	11	4	0	1	7	7	6
Ole Miss	0-3	.296	15	32	5	0	5	15	8	19
St. Joe's	1-0	.405	16	15	1	1	2	16	10	7
St. John's	1-0	.243	13	9	0	0	2	8	10	10
Tennessee	1-2	.204	18	21	1	1	5	18	17	31
Tennessee Tech	1-0	.421	15	16	4	0	3	15	10	5
Texas A&M	2-1	.306	19	34	4	1	3	18	10	23
South Carolina	2-1	.255	18	25	4	0	3	15	7	26
UNC Wilmington	1-0	.316	10	12	3	0	1	9	3	6
USC Upstate	0-1	.343	6	12	2	0	0	5	4	4
Vanderbilt	1-2	.242	9	24	1	0	0	6	8	24
Virginia	1-0	.344	8	11	6	0	0	8	3	11
VMI	0-1	.237	9	9	2	0	1	6	3	10
Western Kentucky	1-0	.353	10	12	2	1	0	9	7	5
Wright State	1-0	.281	7	9	2	0	1	5	7	5
Xavier	1-0	.276	9	8	3	1	0	7	3	2
Alabama	2-2	2.52	31	11	10	8	21	1	33-31	
Auburn	2-1	3.86	33	16	12	13	16	1	13-16	
Ball State	2-1	2.25	23	14	7	9	20	0	58-14	
Cincinnati	2-0	1.50	13	4	3	5	17	0	18-4	
Eastern Michigan	3-0	0.67	19	9	2	9	21	0	30-9	
Florida	3-2	4.20	54	28	21	14	23	2	45-28	
Georgia	2-1	3.12	26	11	9	10	13	0	33-11	
Indiana	0-1	6.75	6	7	6	0	9	0	2-7	
Kansas	1-1	7.00	21	16	14	7	12	1	14-16	
Kent State	1-0	2.00	9	2	2	0	3	0	4-2	
Louisville	2-1	2.67	26	9	8	14	22	2	13-9	
Mississippi State	1-0	3.75	16	6	5	4	3	0	7-6	
Missouri	1-2	4.00	35	16	12	7	18	0	22-16	
Morehead State	0-1	5.00	11	6	5	2	6	0	4-6	
Murray State	0-1	2.31	10	4	3	6	14	0	3-4	
Old Dominion	1-0	5.00	8	5	5	3	4	0	7-5	
Ole Miss	0-3	9.00	49	39	27	13	20	0	15-39	
St. Joe's	1-0	2.00	8	2	2	2	5	0	16-2	
St. John's	1-0	0.00	6	0	0	2	2	0	13-0	
Tennessee	1-2	5.04	20	14	14	14	18	0	18-14	
Tennessee Tech	1-0	12.00	15	13	12	4	12	1	15-13	
Texas A&M	2-1	6.58	34	21	19	7	11	1	19-21	
South Carolina	2-1	3.67	23	14	11	8	17	1	18-14	
UNC Wilmington	1-0	2.00	7	4	2	3	10	0	10-4	
USC Upstate	0-1	9.00	12	8	8	4	11	0	6-8	
Vanderbilt	1-2	5.04	34	17	14	7	15	1	9-17	
Virginia	1-0	3.00	5	3	3	5	4	0	8-3	
VMI	0-1	7.56	11	10	7	3	7	0	9-10	
Western Kentucky	1-0	1.00	11	3	1	1	7	0	10-3	
Wright State	1-0	1.00	6	1	1	5	4	0	7-1	
Xavier	1-0	4.00	9	6	4	3	10	1	9-6	

Max Kuhn	15	3	5	-	23
Austin Cousino	14	8	-	-	22
AJ Reed	11	6	2	-	19
Ka'ai Tom	13	6	-	-	19
Micheal Thomas	13	4	2	-	19
Thomas Bernal	9	5	1	-	15
Matt Reid	9	-	3	-	12
JaVon Shelby	9	2	-	-	11
Storm Wilson	9	-	-	-	9
Kyle Barrett	6	2	-	-	8
Dorian Hairston	3	-	-	-	3
Marcus Carson	2	1	-	-	3
Zach Arnold	2	-	-	-	2
AJ Reed	11	5	4	1	21
Max Kuhn	9	7	1	-	17
Ka'ai Tom	6	4	-	-	10
Austin Cousino	5	3	1	-	9
Micheal Thomas	1	5	1	1	8
Matt Reid	5	1	2	-	8
Thomas Bernal	4	-	2	-	6
JaVon Shelby	3	2	-	-	5
Storm Wilson	4	-	1	-	5
Dorian Hairston	3	-	-	-	3
Kyle Barrett	2	1	-	-	3
Greg Fettes	2	-	-	-	2
Zach Arnold	2	-	-	-	2
Marcus Carson	1	-	1	-	2
Connor Heady	1	-	-	-	1
Austin Cousino	17	-	-	5	
AJ Reed	16	-	-	-	
Kyle Barrett	16	-	-	-	
Thomas Bernal	15	-	-	-	
Storm Wilson	12	-	-	-	
Ka'ai Tom	12	-	-	2	
Zach Arnold	11	-	-	11	
Micheal Thomas	9	-	-	9	
Max Kuhn	9	-	-	-	
Matt Reid	6	-	-	-	
JaVon Shelby	6	-	-	-	
Dorian Hairston	3	-	-	-	
Greg Fettes	3	-	-	-	
Marcus Carson	3	-	-	-	
Connor Heady	2	-	-	-	
Zack Brown	10	3	-	.300	
Kyle Cody	7	1	-	.143	
Ryne Combs	8	4	-	.500	
Dylan Dwyer	2	2	-	1.000	
Spencer Jack	27	14	-	.519	
Sam Mahar	13	5	-	.385	
Taylor Martin	5	3	-	.600	
Andrew Nelson	6	3	-	.500	
Logan Salow	23	3	-	.130	
Chandler Shepherd	10	5	-	.500	
Matt Snyder	7	6	-	.857	
Zach Strecker	12	5	-	.417	
Robert Zeigler	3	0	-	.000	



Reed (12), Cousino (2), Wilson (2), Shelby (2), Thomas (2), Reida (2), Kuhn (1)  
 Reed (6), Kuhn (4), Shelby (2), Thomas (2), Wilson (2), Barrett (1), Cousino (1), Tom (1)  
 Reed (4), Thomas (4), Bernal (1), Kuhn (3), Tom (2), Reida (1)  
 Cousino (1), Reed (1), Reida (1)

1.	AJ Reed (1)	2	2/15	at UNC Wilmington	Ramsey (R)	2	3	1	0-0	0-0	W, 10-4
2.	Austin Cousino (1)	3	2/16	vs. VMI	Woods (R)	0	2	2	2-2	3-0	L, 9-10
3.	AJ Reed (2)	5	2/21	vs. St. Joe's	Carter (R)	1	5	0	1-1	4-0	W, 16-2
4.	AJ Reed (3)	5	2/21	vs. St. Joe's	Holcomb (R)	3	5	2	0-0	9-0	W, 16-2
5.	AJ Reed (4)	6	2/22	at Old Dominion	Ali (R)	0	7	2	2-0	4-5	W, 7-5
6.	AJ Reed (5)	7	2/23	vs. St. John's	McCormick (R)	*0	2	0	0-1	0-0	W, 13-0
7.	AJ Reed (6)	7	2/23	vs. St. John's	McCormick (R)	0	5	1	0-0	4-0	W, 13-0
8.	Kyle Barrett (1)	8	2/25	Wright State	Trapino (L)	1	4	0	0-2	4-1	W, 7-1
9.	AJ Reed (7)	11	3/1	Eastern Michigan	Land (R)	1	3	0	0-0	5-0	W, 13-2
10.	JaVon Shelby (1)	12	3/5	Cincinnati	Walsh (R)	1	4	1	0-0	3-0	W, 7-0
11.	AJ Reed (8)	15	3/8	Ball State	Baker (R)	*0	2	0	0-1	0-0	W, 24-1
12.	Micheal Thomas (1)	15	3/8	Ball State	Raleigh (R)	2	4	2	1-1	8-1	W, 24-1
13.	Max Kuhn (1)	16	3/9	Ball State	Jordan (L)	1	4	2	1-0	5-0	W, 26-3
14.	Micheal Thomas (2)	16	3/9	Ball State	Lovejoy (L)	2	6	2	3-0	9-0	W, 26-3
15.	Max Kuhn (2)	17	3/11	at Indiana	Hart (L)	*0	4	0	0-0	0-2	L, 2-7
16.	Austin Cousino (2)	19	3/15	at Alabama	Kamplain (L)	1	1	0	1-0	0-0	W, 7-2
17.	Micheal Thomas (3)	19	3/15	at Alabama	Kamplain (L)	1	1	1	1-2	2-0	W, 7-2
18.	AJ Reed (9)	20	3/15	at Alabama	Keller (L)	2	5	2	1-2	0-1	L, 3-5
19.	JaVon Shelby (2)	22	3/21	South Carolina	Montgomery (L)	*0	2	0	0-0	3-1	W, 13-5
20.	Micheal Thomas (4)	23	3/21	South Carolina	Montgomery (L)	2	2	2	1-2	4-1	W, 13-5
21.	Micheal Thomas (5)	23	3/22	South Carolina	Wynkoop (L)	0	2	1	0-0	0-0	W, 2-1
22.	Thomas Bernal (1)	29	4/1	Louisville	Rogers (R)	2	4	1	0-0	2-2	W, 8-3
23.	JaVon Shelby (3)	29	4/1	Louisville	Lauria (R)	0	8	2	3-1	7-3	W, 8-3
24.	Max Kuhn (3)	30	4/4	Florida	Hanhold (R)	2	2	2	3-2	1-0	W, 17-1
25.	Austin Cousino (3)	30	4/4	Florida	Hanhold (R)	3	3	2	0-0	4-0	W, 17-1
26.	AJ Reed (10)	30	4/4	Florida	Hanhold (R)	*0	4	0	2-2	8-0	W, 17-1
27.	Micheal Thomas (6)	30	4/4	Florida	Dunning (R)	2	5	0	3-2	12-0	W, 17-1
28.	AJ Reed (11)	31	4/5	Florida	Snead (L)	2	8	0	1-2	0-9	L, 10-11
29.	AJ Reed (12)	32	4/6	Florida	Snead (L)	0	3	1	0-0	1-2	W, 9-8
30.	Max Kuhn (4)	32	4/6	Florida	Poyner (L)	2	6	2	1-1	3-3	W, 9-8
31.	Storm Wilson (1)	33	4/8	Morehead State	Pearcy (R)	0	9	1	0-0	3-6	L, 4-6
32.	AJ Reed (13)	34	4/11	Missouri	Graves (R)	*0	4	0	3-2	1-3	L, 7-8
33.	AJ Reed (14)	35	4/12	Missouri	Miles (R)	1	5	2	0-0	0-0	W, 12-0
34.	AJ Reed (15)	39	4/19	at Texas A&M	Stubblefield (R)	1	7	0	1-1	3-1	W, 11-4
35.	Max Kuhn (5)	39	4/19	at Texas A&M	Hendrix (R)	1	9	2	3-1	9-1	W, 11-4
36.	AJ Reed (16)	40	4/20	at Texas A&M	Long (R)	0	1	2	2-2	0-0	L, 2-14
37.	JaVon Shelby (4)	41	4/22	Tennessee Tech	Spurgeon (R)	1	5	0	3-2	4-7	W, 15-13
38.	Matt Reida (1)	41	4/22	Tennessee Tech	Tolle (R)	0	7	1	0-1	11-8	W, 15-13
39.	Micheal Thomas (7)	41	4/22	Tennessee Tech	Tolle (R)	1	8	1	0-1	12-12	W, 15-13
40.	AJ Reed (17)	42	4/25	Ole Miss	Ellis (R)	1	6	2	1-2	0-10	L, 4-12
41.	Storm Wilson (2)	42	4/25	Ole Miss	Denny (L)	1	9	1	2-0	2-12	L, 4-12
42.	AJ Reed (18)	43	4/26	Ole Miss	Trent (L)	0	3	2	1-0	0-0	L, 5-18
43.	AJ Reed (19)	43	4/26	Ole Miss	Trent (L)	0	5	2	1-0	1-4	L, 5-18
44.	Storm Wilson (3)	44	4/27	Ole Miss	Smith (R)	*0	2	0	2-1	2-1	L, 6-9
45.	Ka'ai Tom (1)	45	5/1	at Tennessee	H. Martin (R)	1	3	2	0-0	5-1	W, 15-1
46.	Storm Wilson (4)	45	5/1	at Tennessee	H. Martin (R)	1	3	2	0-0	5-1	W, 15-1
47.	AJ Reed (20)	45	5/1	at Tennessee	Grotz (R)	2	8	1	0-1	9-1	W, 15-1
48.	Matt Reida (2)	45	5/1	at Tennessee	E. Martin (R)	2	9	0	1-1	12-1	W, 15-1
49.	Matt Reida (3)	46	5/2	at Tennessee	Williams (R)	0	4	1	3-1	1-4	L, 2-8
50.	AJ Reed (21)	48	5/9	Auburn	Carter (R)	*0	6	0	3-1	1-3	W, 6-3
51.	Austin Cousino (4)	50	5/11	Auburn	Tella (L)	0	8	1	0-0	4-5	W, 6-5
52.	Max Kuhn (6)	51	5/13	at Murray State	Baxter (L)	2	7	2	2-1	0-3	L, 3-4
53.	Ka'ai Tom (2)	52	5/15	at Georgia	Holder (R)	1	7	1	0-1	5-0	W, 13-0
54.	AJ Reed (22)	53	5/16	at Georgia	Sosbee (R)	1	1	1	0-0	0-0	W, 10-0
55.	Max Kuhn (7)	53	5/16	at Georgia	Ripple (R)	1	6	1	0-0	6-0	W, 10-0
56.	AJ Reed (23)	54	5/17	at Georgia	Cole (R)	*0	8	0	3-1	3-11	L, 10-11
57.	Matt Reida (4)	54	5/17	at Georgia	Cole (R)	3	8	1	0-0	4-11	L, 10-11
58.	Max Kuhn (8)	56	5/21	vs. Florida	Shore (R)	1	3	0	2-2	W, 4-2	W, 4-2
59.	Micheal Thomas (8)	57	5/22	vs. Miss. State	Mitchell (L)	0	4	1	1-1	0-1	W, 7-6
60.	Ka'ai Tom (3)	59	5/30	vs. Kansas	Piche (L)	2	1	1	0-2	0-3	L, 6-10



%Florida	21-9	.700	---	40-23	.635	23-13	12-8	5-2	12-6
South Carolina	18-12	.600	3.0	44-18	.710	34-7	9-9	1-2	11-7
^Vanderbilt	17-13	.567	4.0	51-21	.708	31-10	13-7	7-4	12-6
Kentucky	14-16	.467	7.0	37-25	.597	19-10	10-12	8-3	9-9
Tennessee	12-18	.400	9.0	31-23	.574	22-10	9-12	0-1	8-10
Georgia	11-18-1	.383	9.5	26-29-1	.473	22-12	4-14-1	0-3	7-11
Missouri	6-24	.200	15.0	20-33	.377	10-13	5-14	6-5	4-14

^ - NCAA National Champions; % - SEC Champions

&Ole Miss	19-11	.633	-	48-21	.696	28-7	18-10	2-4	10-8
#LSU	17-11-1	.603	1.0	46-16-1	.738	31-7-1	10-9	5-0	12-5
Mississippi State	18-12	.600	1.0	39-24	.619	22-12	13-6	4-6	9-9
Arkansas	16-14	.533	3.0	40-25	.615	25-9	8-13	7-3	8-10
Alabama	15-14	.517	3.5	37-24	.607	21-11	12-10	4-3	10-7
Texas A&M	14-16	.467	5.0	36-26	.571	24-12	10-11	2-3	8-10
Auburn	10-20	.333	9.0	28-28	.500	19-16	7-10	2-2	5-13

& - Western Division Champions; # - SEC Tournament Champions

Kevin O'Sullivan, Florida

AJ Reed, Kentucky

Aaron Nola, LSU

Logan Shore, Florida

Seth Heck, Mississippi State

1B Sikes Orvis  
 2B Dansby Swanson, Vanderbilt  
 3B Austin Anderson, Ole Miss  
 SS Vince Conde, Vanderbilt  
 C Taylor Gushue, Florida  
 OF Auston Bousfield, Ole Miss  
 OF Ka'ai Tom, Kentucky  
 OF Christin Stewart, Tennessee  
 DH/UT AJ Reed, Kentucky  
 P Aaron Nola, LSU  
 P Logan Shore, Florida  
 RP Jacob Lindgren, Mississippi State

1B Eric Fisher, Arkansas  
 2B Brett Pirtle, Mississippi State  
 3B Max Kuhn, Kentucky  
 SS Alex Bregman, LSU  
 C Will Allen, Ole Miss  
 OF Ben Moore, Alabama  
 OF Harrison Bader, Florida  
 OF Nick Banks, Texas A&M  
 DH/UT Wade Wass, Alabama  
 P Ross Mitchell, Mississippi State  
 P Carson Fulmer, Vanderbilt  
 RP Joel Seddon, South Carolina

1B Peter Alonso, Florida  
 2B JaVon Shelby, Kentucky  
 3B John Sternagel, Florida  
 SS Errol Robinson, Ole Miss  
 C Gavin Collins, Mississippi State  
 OF Nick Banks, Texas A&M  
 OF Bryan Reynolds, Vanderbilt  
 OF Andrew Benintendi, Arkansas  
 DH/UT Nick Senzel, Tennessee  
 P Logan Shore, Florida  
 P Keegan Thompson, Auburn  
 RP Thomas Burrows, Alabama

P Aaron Nola, LSU  
 Carson Fulmer, Vanderbilt  
 1B Eric Fisher, Arkansas  
 2B Brett Pirtle, Mississippi State  
 SS Seth Heck, Mississippi State  
 3B Joey Pankake, South Carolina  
 C Jake Wise, Arkansas;  
 Grayson Greiner, South Carolina  
 OF Austin Cousino, Kentucky  
 OF Tanner English, South Carolina  
 OF Andrew Stevenson, LSU

Week 1 Will Allen, Ole Miss  
 Week 2 AJ Reed, Kentucky  
 Week 3 Will Maddox, Tennessee  
 Week 4 Nick Senzel, Tennessee  
 Week 5 Vince Conde, Vanderbilt  
 Week 6 Micheal Thomas, Kentucky  
 Week 7 Grayson Greiner, South Carolina  
 Week 8 AJ Reed, Kentucky  
 Week 9 Eric Anderson, Missouri  
 Week 10 Conner Hale, LSU  
 Week 11 Auston Bousfield, Ole Miss  
 Week 12 Casey Turgeon, Florida  
 Week 13 Vince Conde, Vanderbilt  
 Week 14 Taylor Gushue, Florida

#6 Vanderbilt 3, #11 Tennessee 2  
 #7 Arkansas 4, #10 Texas A&M 0  
 #8 Alabama 1, #9 Kentucky 7  
 #5 Mississippi State 5, #12 Georgia 4 (10 innings)

#3 LSU 11, Vanderbilt 1  
 #2 Ole Miss 1, Arkansas 2  
 #1 Florida 2, Kentucky 4  
 #4 South Carolina 0, Mississippi State 12

Vanderbilt 2, Ole Miss 7  
 Florida 7, South Carolina 2  
 LSU 7, Arkansas 2  
 Kentucky 7, Mississippi State 6 (12 innings)

Ole Miss 7, Arkansas 8  
 Florida 5, Mississippi State 1

Arkansas 1, LSU 11  
 Florida 6, Kentucky 5

LSU 2, Florida 0

Week 1 Wil Crowe, South Carolina  
 Week 2 Aaron Nola, LSU  
 Week 3 Ross Mitchell, Miss. State  
 Brett Graves, Missouri  
 Week 4 Aaron Nola, LSU  
 Week 5 Ross Mitchell, Miss. State  
 Week 6 Trey Killian, Arkansas  
 Week 7 Keaton Steele, Missouri  
 Jon Keller, Alabama  
 Week 8 Jalen Beeks, Arkansas  
 Aaron Nola, LSU  
 Chris Oliver, Arkansas  
 Week 9 Justin Kamplain, Ole Miss  
 Week 10 Logan Salow, Kentucky  
 Week 11 Aaron Rhodes, Florida  
 Week 12 Ryan Lawlor, Georgia  
 Ross Mitchell, Miss. State  
 Week 13 Robert Tyler, Georgia  
 Week 14 AJ Reed, Kentucky

Week 1 Bryan Reynolds, Vanderbilt  
 Week 2 Wil Crowe, South Carolina  
 Week 3 Keegan Thompson, Auburn  
 Week 4 Robert Tyler, Georgia  
 Week 5 Thomas Burrows, Alabama  
 Week 6 Jared Poche, LSU  
 Week 7 Robert Tyler, Georgia  
 Week 8 Hunter Webb, Alabama  
 Week 9 A.J. Puk, Florida  
 Week 10 Thomas Burrows, Alabama  
 Week 11 Jake Fraley, LSU  
 Week 12 Nick Banks, Texas A&M  
 Week 13 Logan Shore, Florida  
 Week 14 J.B. Woodman, Ole Miss













Kentucky	.299	62	2193	472	655	121	11	60	423	978	.446	268	109	406	40	.398	26	30	67-86
Ole Miss	.297	69	2425	406	720	121	15	42	366	997	.411	226	66	398	47	.367	37	39	91-124
LSU	.287	63	2098	394	602	117	14	41	360	870	.415	223	61	398	47	.367	32	53	49-74
Texas A&M	.287	63	2123	329	607	98	12	25	298	804	.379	223	46	318	46	.362	28	39	65-89
South Carolina	.281	62	2098	330	589	90	5	31	300	782	.373	242	38	345	45	.361	28	41	47-65
Vanderbilt	.278	72	2360	403	655	145	14	22	351	894	.379	269	80	463	38	.366	33	66	120-166
Tennessee	.275	54	1828	306	503	82	16	21	268	680	.372	217	48	348	29	.363	24	54	93-121
Alabama	.275	61	2076	305	571	89	8	42	277	802	.386	178	68	395	39	.348	27	41	31-44
Mississippi State	.275	63	2094	311	575	70	9	16	282	711	.340	273	61	372	37	.369	36	60	68-95
Auburn	.270	56	1838	235	497	65	9	15	212	625	.340	192	76	298	36	.360	19	51	80-118
Florida	.267	63	2077	289	554	76	9	26	260	726	.350	229	60	348	54	.351	34	60	54-84
Arkansas	.263	65	2101	323	552	92	9	28	294	746	.355	219	85	397	36	.351	36	54	56-72
Georgia	.256	56	1893	253	484	69	7	13	210	606	.320	224	48	398	35	.346	17	25	42-60
Missouri	.242	53	1784	196	432	75	7	10	170	551	.309	191	43	373	40	.327	17	31	40-62

CI - Vanderbilt 4, Missouri 2, LSU 2, Miss. State 2, Alabama 2, Arkansas 2, Kentucky 1.

South Carolina	2.43	44-18	62	2	13/12	15	556.0	468	183	150	156	473	51	3	21	.229	19	36	4
LSU	2.60	46-16	63	3	17/16	16	561.2	436	180	162	178	443	63	2	22	.218	21	47	1
Arkansas	2.63	40-25	65	6	10/10	14	575.1	440	206	168	210	435	65	3	22	.214	44	59	8
Ole Miss	2.72	48-21	69	3	4/2	17	631.1	572	232	191	190	503	89	5	22	.245	31	50	6
Vanderbilt	2.90	51-21	72	3	8/7	21	639.2	486	252	206	245	636	66	24	16	.212	63	61	6
Mississippi State	3.06	39-24	63	4	8/7	16	571.1	514	228	194	211	513	79	8	13	.242	70	60	6
Alabama	3.19	37-24	61	5	7/6	13	545.1	435	223	193	241	406	53	10	20	.224	48	60	10
Florida	3.27	40-23	63	1	7/6	20	574.2	548	240	209	174	435	95	4	34	.253	38	60	10
Auburn	3.34	28-28	56	4	5/3	8	201.2	482	228	186	167	333	84	8	14	.254	39	37	4
Tennessee	3.41	31-23	54	0	4/4	14	493.2	439	240	187	209	373	93	12	29	.242	42	51	2
Texas A&M	3.67	36-26	62	2	5/5	9	554.0	555	253	226	190	463	78	11	18	.264	45	47	7
Kentucky	4.03	37-25	62	2	5/4	12	556.2	591	319	249	192	375	92	10	36	.275	53	45	12
Missouri	4.03	20-32	53	3	2/2	11	478.1	518	250	214	127	345	81	13	19	.279	29	42	9
Georgia	4.33	26-29	56	4	3/2	5	501.1	511	292	241	224	337	88	6	19	.267	69	40	5

PB - Vanderbilt 18, Miss. State 14, Auburn 14, Arkansas 14, Alabama 12, Texas A&M 11, Kentucky 10, Georgia 9, Tennessee 8, S. Carolina 7, LSU 7, Ole Miss 6, Missouri 6, Florida 3. Pickoffs - Arkansas 18, Georgia 14, Vanderbilt 14, Texas A&M 13, Florida 11, Alabama 9, Ole Miss 9, Tennessee 8, S. Carolina 7, Missouri 7, Miss. State 6, LSU 5, Kentucky 5, Auburn 1.

Mississippi State	2528	1714	766	48	.981	49	52	18	.743	14	2
LSU	2357	1685	615	57	.976	44	43	29	.597	7	2
Florida	2505	1724	719	62	.975	56	52	17	.754	3	0
Vanderbilt	2754	1919	766	69	.975	55	49	18	.731	18	4
South Carolina	2347	1668	620	59	.975	47	40	17	.702	7	0
Alabama	2400	1636	700	64	.973	58	45	29	.608	12	2
Ole Miss	2699	1894	731	74	.973	61	49	14	.778	6	0
Tennessee	2158	1481	615	62	.971	39	31	24	.564	8	0
Texas A&M	2349	1662	619	68	.971	34	54	23	.701	11	0
Arkansas	2521	1726	722	73	.971	61	43	25	.632	14	2
Auburn	2160	1503	592	65	.970	51	33	23	.589	14	0
Kentucky	2438	1670	691	77	.968	61	38	19	.667	10	1
Missouri	2084	1435	583	66	.968	41	66	20	.767	6	2
Georgia	2197	1504	619	74	.966	53	43	12	.782	9	0



2012	62-62	.319	260	61	83	20	2	9	42	.515	26	39	.408	15-16
2013	55-55	.249	209	42	52	12	1	6	27	.402	25	46	.383	14-15
2014	61-61	.308	263	58	81	15	4	4	38	.441	13	39	.365	19-20



2012	5-0	.333	3	1	1	0	0	0	3	.333	1	0	.400	0-0
2013	54-54	.242	198	26	48	9	1	5	29	.374	37	40	.367	7-9
2014	62-62	.324	259	68	84	18	1	8	58	.494	43	49	.437	3-3



2012	16/13	6-6	6.95	0	68.2	90	63	53	29	51	17	1	7	.315
2013	16/16	9-2	2.74	0	98.2	104	32	30	25	87	14	1	2	.286
2014	14/14	6-5	3.72	0	94.1	89	49	39	35	77	19	2	9	.256



2012	16/5	5-3	2.52	0	53.2	54	17	15	9	51	4	1	3	.267
2013	14/14	2-8	4.04	0	82.1	100	47	37	15	52	17	2	6	.301
2014	16/16	12-2	2.09	0	112.0	98	39	26	29	71	19	0	4	.236

2012	55-51	.300	200	29	60	9	0	4	43	.405	24	51	.378	0-1
2013	55-55	.280	214	30	60	8	2	13	52	.519	26	41	.378	1-2
2014	62-62	.336	223	60	75	18	1	23	73	.735	49	48	.476	0-1



2011	40-27	.218	78	13	17	2	0	0	6	.244	12	26	.344	1-3
2012	63-63	.239	213	31	51	8	1	2	22	.315	15	46	.297	4-5
2013	55-55	.242	186	28	45	7	1	0	20	.290	25	31	.338	5-8
2014	56-54	.246	195	29	48	10	0	4	36	.359	22	38	.341	5-8



2011	7-0	.000	6	0	0	0	0	0	0	.000	1	4	.143	0-0
2012	21-1	.250	20	6	5	3	0	1	4	.550	2	7	.318	0-0
2013	49-43	.239	138	23	33	3	0	3	21	.326	8	36	.353	4-4
2014	60-58	.315	219	47	69	11	1	8	45	.484	26	42	.402	2-3



1.	3/22	South Carolina	Logan Salow (1)	0.1 (0, 0-0, 0, 0)
2.	3/26	Xavier	Spencer Jack (1)	2.0 (0, 0-0, 0, 2)
3.	3/28	at Vanderbilt	Kyle Cody (1)	1.0 (0, 0-0, 0, 0)
4.	4/1	Louisville	Spencer Jack (2)	2.2 (0, 0-0, 1, 3)
5.	4/6	Florida	Kyle Cody (2)	0.1 (0, 0-0, 0, 0)
6.	4/15	at Louisville	Kyle Cody (3)	1.0 (1, 0-0, 0, 1)
7.	4/18	at Texas A&M	Kyle Cody (4)	1.0 (0, 0-0, 0, 0)
8.	4/22	Tennessee Tech	Kyle Cody (5)	1.0 (1, 1-0, 1, 1)
9.	5/9	Auburn	Spencer Jack (3)	1.0 (1, 0-0, 0, 0)
10.	5/20	vs. Alabama	Andrew Nelson (1)	4.0 (2, 0-0, 0, 1)
11.	5/21	vs. Florida	Chandler Shepherd (1)	3.2 (2, 0-0, 2, 3)
12.	6/1	vs. Kansas	Spencer Jack (4)	1.0 (0, 0-0, 1, 2)

1.	2/21	vs. St. Joe's	AJ Reed (1)	7.0, 6, 1-1, 0, 4)
2.	2/23	vs. St. John's	Kyle Cody (1)	6.0 (6, 0-0, 0, 1)
3.	2/28	Eastern Michigan	AJ Reed (2)	6.0 (2, 0-0, 4, 5)
4.	3/1	Eastern Michigan	Chandler Shepherd (1)	8.0 (5, 3-0, 1, 6)
5.	3/5	Cincinnati	Dylan Dwyer (1)	9.0 (3, 0-0, 2, 8)
6.	3/7	Cincinnati	AJ Reed (3)	8.0 (7, 5-2, 2, 3)
7.	3/8	Ball State	Chandler Shepherd (2)	7.0 (2, 1-0, 2, 8)
8.	3/9	Ball State	Andrew Nelson (1)	6.2 (5, 1-1, 1, 4)
9.	3/14	at Alabama	AJ Reed (4)	7.0 (4, 3-3, 4, 6)
10.	3/15	at Alabama	Chandler Shepherd (3)	7.2 (9, 2-2, 0, 5)
11.	3/15	at Alabama	Andrew Nelson (2)	8.2 (7, 3-2, 0, 5)
12.	3/21	South Carolina	AJ Reed (5)	8.0 (9, 5-3, 0, 2)
13.	3/22	South Carolina	Chandler Shepherd (4)	7.1 (6, 1-1, 4, 6)
14.	3/28	at Vanderbilt	AJ Reed (6)	8.0 (9, 2-2, 1, 7)
15.	4/4	Florida	AJ Reed (7)	7.0 (5, 0-0, 2, 3)
16.	4/12	Missouri	Dylan Dwyer (2)	6.1 (6, 0-0, 1, 3)
17.	4/18	at Texas A&M	AJ Reed (8)	8.0 (8, 3-1, 1, 4)
18.	4/19	at Texas A&M	Dylan Dwyer (3)	6.2 (5, 1-1, 2, 4)
19.	5/1	at Tennessee	AJ Reed (9)	8.0 (3, 1-1, 4, 9)
20.	5/9	Auburn	AJ Reed (10)	8.0 (7, 3-3, 2, 5)
21.	5/15	at Georgia	AJ Reed (11)	8.0 (3, 0-0, 2, 3)
22.	5/31	vs. Kent State	AJ Reed (12)	9.0 (9, 2-2, 0, 3)
23.	6/1	at Louisville	Logan Salow (1)	6.0 (5, 1-1, 3, 4)



1.	2/14	vs. Virginia	Connor Heady (1)	1	4	2B LF
2.	2/21	vs. St. Joe's	Kyle Barrett (1)	1	2	1B CF
3.	2/22	at Old Dominion	Storm Wilson (1)	2	7	1B RF
4.	2/23	vs. St. John's	AJ Reed (1)	1	2	HR RC
5.	2/25	Wright State	Max Kuhn (1)	1	1	1B MI
6.	2/28	Eastern Michigan	Thomas Bernal (1)	2	5	1B CF
7.	3/1	Eastern Michigan	Micheal Thomas (1)	1	5	6-3
8.	3/5	Cincinnati	AJ Reed (2)	2	3	1B MI
9.	3/8	Ball State	Marcus Carson (1)	2	1	1B LF
10.	3/9	Ball State	Thomas Bernal (2)	1	3	F8 SF
11.	3/15	at Alabama	Micheal Thomas (2)	2	1	HR LF
12.	3/18	Western Kentucky	Matt Reid (1)	2	1	1B RS
13.	3/21	South Carolina	Micheal Thomas (3)	3	2	HR LF
14.	3/22	South Carolina	Max Kuhn (2)	1	3	1B MI
15.	3/28	at Vanderbilt	Kyle Barrett (2)	1	6	FC RBI
16.	4/1	Louisville	Thomas Bernal (2)	3	4	HR LF
17.	4/4	Florida	Max Kuhn (3)	3	2	HR LC
18.	4/6	Florida	Ka'ai Tom (1)	1	6	1B LC
19.	4/12	Missouri	AJ Reed (3)	2	5	HR RC
20.	4/15	at Louisville	JaVon Shelby (1)	1	4	BB
21.	4/18	at Texas A&M	Ka'ai Tom (2)	1	9	1B RF
22.	4/19	at Texas A&M	AJ Reed (4)	2	7	HR RC
23.	4/22	Tennessee Tech	Micheal Thomas (4)	2	8	HR LF
24.	5/1	at Tennessee	Thomas Bernal (3)	1	3	L7 SF
25.	5/9	Auburn	Max Kuhn (4)	1	7	1B RS
26.	*5/11	Auburn	Ka'ai Tom (3)	1	9	1B RS
27.	5/15	at Georgia	Micheal Thomas (5)	1	5	2B RC
28.	5/16	at Georgia	AJ Reed (5)	2	1	HR CF
29.	5/20	vs. Alabama	Matt Reid (2)	2	1	F7 SF
30.	5/21	vs. Florida	Max Kuhn (5)	2	3	HR LF
31.	*5/22	vs. Miss. State	Zach Arnold (1)	1	12	1B SS
32.	5/31	vs. Kent State	Thomas Bernal (4)	2	9	2B LL
33.	6/1	vs. Kansas	AJ Reed (6)	1	4	F7 SF



*Max Kuhn's first-inning RBI single served as the game-winning RBI in UK's home-opening win over Wright State.*



*Micheal Thomas belted a three-run homer in the second inning of UK's series-clinching win over No. 1 South Carolina.*



*Ka'ai Tom ripped this single through the drawn-in infield to give UK a 10-inning walk-off win over Auburn in the 2014 home finale.*



*After Zach Arnold's walk-off single, Matt Reid scored the winning run in UK's 12-inning win over No. 17 Mississippi State in the SEC Tournament.*



Presented Annually To  
America's Outstanding College Baseball  
Selected by the  
National Collegiate Baseball Writers Associ  
Founded by  
The St. Petersburg, Florida, Chamber of Com

# A J REED



• 2nd round pick in 2014 MLB Draft (Astros)

- 2014 Golden Spikes Award  
(From USA Baseball to Nation's Top Amateur Player)
- 2014 Dick Howser Trophy (NCBWA)
- 2014 Baseball America College Player of the Year
- 2014 Perfect Game USA National Player of the Year
- 2014 ABCA National Player of the Year
- 2014 Collegiate Baseball/Louisville Slugger National Player of the Year
- 2014 John Olerud Trophy (College Baseball Hall of Fame)
- 2014 SEC Player of the Year (coaches)
- 2014 SEC Male Athlete of the Year (SEC ADs)
- 2014 Baseball America first-team All-America
- 2014 NCBWA first-team All-America
- 2014 Collegiate Baseball/Louisville Slugger first-team All-America
- 2014 Perfect Game USA first-team All-America
- 2014 ABCA first-team All-America
- 2014 NCBWA District III Player of the Year
- 2014 first-team All-SEC DH (coaches)
- SEC Pitcher of the Week (5/19/14)
- NCBWA National Hitter of the Week (4/8/14)
- Louisville Slugger National Player of the Week (4/7/14)
- SEC Player of the Week (4/7/14)
- NCBWA National Hitter of the Week (2/26/14)
- SEC Player of the Week (2/24/14)
- Louisville Slugger National Player of the Week (2/24/14)
- 2013 USA Collegiate National Team trial roster
- SEC Academic Honor Roll (2013)
- 2013 first-team All-SEC DH (coaches)
- NCBWA National Hitter of the Week (3/5/13)
- SEC Player of the Week (3/4/13)
- Louisville Slugger National Player of the Week (3/4/13)
- 2012 No. 34 prospect in the Cape Cod League (Perfect Game)
- 2012 All-SEC Freshman DH and 1B (coaches)
- 2012 Baseball America first-team Freshman All-America
- 2012 Louisville Slugger first-team Freshman All-America
- 2012 NCBWA first-team Freshman All-America
- 2012 Perfect Game USA first-team Freshman All-America
- 2012 John Olerud Two-Way Player of the Year semifinalist
- SEC Freshman of the Week (4/2/12)
- College Baseball Hall of Fame National All-Star Lineup (4/2/12)
- 25th round draft pick in 2011 MLB Draft (Mets)

#### 2014

Became the third unanimous national player of the year in SEC history (David Price, 2007; Dave Magadan, 1983), sweeping every national award given, earning consensus first-team All-America honors ... Had arguably the second-best individual season in the history of college baseball, with only John Olerud's final season at Washing-

ton State making a case for competition ... Led the NCAA in homers (23), slugging (.735) and OPS (1.211) ... Hit more homers than 185 teams hit in college baseball, including more homers than six SEC schools ... Belted 15 homers in SEC play alone, more than three other schools combined to hit in their 30 SEC games ... All 23 homers came in 42 games against weekend opponents, not homering in midweek action during the year ... 23 homers ties a UK single-season record, equaling him with John Wilson (1999) and Jeff Abbott (1994) and marking the most for a UK player in 16 years ... Is the first SEC play to hit 20 or more homers in the BBCOR era and is the sixth player in SEC history to lead the NCAA in homers, joining Bruce Castoria (1981), Eddy Furniss (21996, Matt LaPorta (2005), Gordon Beckham (2008) and Matt Clark (2008) ... Became the first player in SEC history to lead the conference in homers and pitching victories ... Hit .336 (75-for-223) with 60 runs, 18 doubles, one triple, 23 homers and 73 RBI, owning a 49-48 walk-strikeout ratio and getting plunked by 14 pitches ... Had a .735 slugging and a .476 on-base percentage ... 73 RBI marked the third-most in UK season history ... In UK single-season history, ranked first in homers, second in pitching wins, second in walks (49), third in RBI, fifth in total bases (164), sixth in slugging, 13th in on-base percentage, and third in innings pitched (112) and third in starts (16) ... In UK career history, finished ranked second in homers (40) and RBI (168), third in ERA (2.83), 10th in wins (19) and 11th in innings pitched (248.0). Also ranked eighth in total bases (356), 12th in at-bats (637), 12th in walks (99), 11th in sac flies (nine) and 10th in hit by pitches (26) ... Finished just shy of the second triple-crown in SEC history, and the first since Rafael Palmerio (1984), leading the league in homers and RBI and ending the regular season .0002 points shy in average ... Hit 12 of his 23 homers away from the short porch at Cliff Hagan Stadium, with 17 homers going out to leftfield, left-center, centerfield or right-centerfield ... Hit a homer and earned a win on the mound a nation-leading four times, belting six homers in his 16 pitching starts ... Picked up pitching victories over No. 1 Virginia, No. 1 South Carolina, No. 5 Vanderbilt, No. 12 Florida, No. 23 Alabama, at Texas A&M, at Tennessee, vs. Auburn, at Georgia and vs. Kent State in the NCAA Tournament ... Worked his first career complete game in a 4-2 comeback win over Kent State in an elimination game in the NCAA Tournament ... Homered in three consecutive SEC games twice, including a school-record streak of five consecutive league games ... Hit homers in consecutive games six times and had three two-homer games ... Became the first player in school history to hit two homers in a single inning, with his second homer of a big inning vs. St. Joseph's going as a grand slam, with Reed also getting the win on the mound ... Struck out a career-high 10 in a win over Missouri ... Worked 12 quality starts in 16 starting assignments, working at least six innings in 13 starts and at least seven innings in 12 starts ... Made 31 consecutive series-opening, or SEC/NCAA Tournament, starts on the mound ... In his 16 starts on the mound in 2014, hit .462/.588/.962, with eight doubles, six homers and 22 RBI, owning an 11-6 walk-strikeout ratio ... Reached base safely in 57 of 62 games ... Hit .294 (35-for-119) with two strikes, .352 with runners on base and .377 with runners in scoring position ... Led UK with 29 two-out hits and 26 two-out RBI, batting .387 with two outs ... Tied his career highs with a six RBI game and two four-hit games, finishing with 19 multi-hit and





21 multi-RBI games ... In the SEC stats, ranked as the leader in slugging (.735), on-base percentage (.476), RBI (73), homers (23), total bases (164), walks (49) and pitching wins (12) ... Also ranked sixth in the SEC in average (.336), fourth in runs (60), 14th in hits (75), sixth in doubles (18), eighth in HBP (14), sixth in ERA (2.09), fourth in innings pitched (112.0), 11th in strikeouts (71) and fifth in starts (16) ... In 30 SEC games, hit .372 (42-for-113) with 31 runs, eight doubles, 15 homers and 37 RBI, with a .841 slugging and a .486 on-base percentage ... On the mound in SEC play, had a 7-2 record and a 2.38 ERA in 10 starts, tossing 72 innings, allowing 65 hits and 18 walks, striking out 52 ... Hit .300 (33-for-110) in 32 non-SEC games, with 10 doubles, eight homers and 36 RBI, going 5-0 with a 1.58 ERA in his six non-SEC pitching starts ... Started 11 games on the mound vs. SEC foes, going 8-2 with a 2.34 ERA ... Hit .357 in his 34 total games vs. SEC opponents, with 11 doubles, 15 homers and 37 RBI ... In 29 home games, hit .371 (36-for-97) with 33 runs, eight doubles, one triple, 11 homer and 35 RBI, going 4-1 with a 2.68 ERA in his seven starts at Cliff Hagan Stadium ... On the road, hit .333 (28-for-84) in 21 games, with five doubles, eight homers and 26 RBI, owning a 4-1 record and a 1.62 ERA in his five road pitching starts ... Made four pitching starts in neutral-site games, going 4-0 with a 1.73 ERA, also hitting four homers with five doubles and 12 RBI in 12 neutral-site games at the plate ... Led UK with a .386 average (51-for-132) in games UK won, with 15 doubles, 15 homers and 49 RBI ... In his 12 pitching wins, had a 1.55 ERA in 87 innings, allowing just 70 hits and 21 walks ... Pitched in four games that UK lost, going 0-2 with a 3.96 ERA in 25 innings ... Hit .264 in the 25 games UK lost, with eight homers and 24 RBI ... Hit .347 with 16 homers in day games, going 5-0 with a 1.58 ERA in his six day starts ... Was 7-2 with a 2.38 ERA in his 10 starts at night, hitting .316 with seven homers and 23 RBI in night games ... In nine February games, hit .417 with six homers and 17 RBI, going 3-0 with a 1.00 ERA in his three February starts ... In March, hit .323 (20-for-62) with three homers and 16 RBI in 19 games, going 2-1 with a 2.90 ERA in his four pitching starts in March ... In 16 April games, hit .400 (26-for-65) with seven doubles, 10 homers and 26 RBI ... On the mound in April, went 2-1 with a 2.52 ERA in four pitching starts ... In May, hit .259 (14-for-54) with six doubles, four homers and 12 RBI, going 5-0 with a 1.66 ERA in his five May pitching starts ... Had six homers in his first 10 games, eight homers in his first 15 games and nine homers through 20 games played ... Was 5-1 with a 2.25 ERA in his six starts vs. top-25 foes, hitting six homers with 12 RBI in 21 games vs. top-25 foes ... Was 3-0 with a 2.57 ERA vs. top-10 teams, with wins over No. 1 Virginia, No. 1 South Carolina, No. 5 Vanderbilt ... In SEC series openers, when he was also the starting pitcher, hit .462 (18-for-39) with five doubles, five homers and 14 RBI ... Finished with 19 multi-hit games and 21 multi-RBI games ... Set a program record with 83.12 runs created, sporting a 1.18 WHIP (walks+hits/innings pitched) ... Hit .313 (15-for-48) in games playing first base and .293 (36-for-123) in games as the DH, with 12 homers ... Hit No. 3 36 times in the order and No. 4 26 times ... Started the summer with the Harwich Mariners in the Cape Cod League, before switching over to the USA National Team's trials ... After narrowly missing the USA National Team final 22-man roster, moved back to the Harwich Mariners ... Played in 20 games at the plate in the Cape,

batting .224 (15-for-67) with four runs, five doubles, one triple, two homers and 12 RBI ... Sported a 6-23 walk-strikeout ratio and a .583 slugging percentage ... On the mound, went 1-2 with a 3.60 ERA in five starts, tossing 25 innings, allowing 22 hits and seven walks, striking out 21 ... Worked six one-run innings in his CCBL summer debut on June 15 ... Did not appear regularly in the everyday lineup until August in the CCBL ... Had a great trial run with the USA National Team, batting .364 in five games with two starts (4-for-11) with a double and three RBI ... Drew two walks and struck out four times ... Made one start on the mound for USA, working five shutout, one-hit innings, walking one and striking out five, allowing just a single and a .059 opponent average ... Started the summer with the Harwich Mariners in the Cape Cod League, before switching over to the USA National Team's trials ... After narrowly missing the USA National Team final 22-man roster, moved back to the Harwich Mariners ... Played in 20 games at the plate in the Cape, batting .224 (15-for-67) with four runs, five doubles, one triple, two homers and 12 RBI ... Sported a 6-23 walk-strikeout ratio and a .583 slugging percentage ... On the mound, went 1-2 with a 3.60 ERA in five starts, tossing 25 innings, allowing 22 hits and seven walks, striking out 21 ... Worked six one-run innings in his CCBL summer debut on June 15 ... Did not appear regularly in the everyday lineup until August in the CCBL ... Had a great trial run with the USA National Team, batting .364 in five games with two starts (4-for-11) with a double and three RBI ... Drew two walks and struck out four times ... Made one start on the mound for USA, working five shutout, one-hit innings, walking one and striking out five, allowing just a single and a .059 opponent average.

## 2013

Named first-team DH by the SEC coaches ... Played and started all 55 games at the plate, making 14 series-opening starts on the mound ... Batted .280 (60-for-214) with 30 runs, eight doubles, two triples, 13 homers and 52 RBI ... Slugged .519, with a .378 on-base percentage, stealing one base ... Had a 26-41 walk-strikeout ratio, getting plunked by nine pitches and hanging two sac flies ... On the mound, went 2-8 with a 4.04 ERA, tossing 82.1 innings, allowing 100 hits and 15 walks, striking out 52 ... Reached base safely in 48 of 55 games ... In 31 games vs. SEC foes (including SEC Tournament), batted .244 (29-for-119) with four doubles, one triple, six homers and 20 RBI, slugging .445 and working an 11-22 walk-strikeout ratio ... On the mound vs. the SEC, went 0-7 with a 4.35 ERA in 10 starts, working 60 innings, allowing 76 hits and 11 walks, striking out 36 ... Hit .323 (32-for-99) in non-SEC games, with four doubles, one triple, seven homers and 32 RBI ... On the mound vs. non-conference foes, went 2-1 with a 3.22 ERA in four starts, allowing 24 hits and four walks in 22.1 innings ... Hit .291 (34-for-117) at Cliff Hagan Stadium, with nine homers and 30 RBI ... Was 1-3 with a 3.77 ERA in seven starts at home ... Hit .235 (19-for-81) with three homers and 15 RBI on the road, owning a 0-4 record with a 3.90 ERA in five starts on the road ... In games UK won, hit .307 (35-for-114) with seven homers and 29 RBI, with a 2-0 record and a 1.59 ERA in his six starts ... In games that UK lost, hit .250 (25-for-100) with six homers and 23 RBI, owning an 0-8 record and a 6.33 ERA in his eight starts that UK lost ... Hit .311 with 10 homers in day games with a 2-3 record



and a 5.79 ERA in six day game starts ... Batted .228 (18-for-79) in night games, with three homers and 16 RBI, going 0-5 with a 2.90 ERA in eight starts on the mound in night games ... Month-by-month splits: Feb. (.313, 2 HR, 11 RBI; 1-1, 5.79 ERA), March (.352, 4 HR, 17 RBI; 1-2, 1.65 ERA), April (.262, 4 HR, 18 RBI; 0-2, 3.42 ERA), May (.174, HR, 3 RBI; 0-3, 8.64 ERA) ... Had 16 multiple-hit games and 14 multiple-RBI games ... Ran up a season-long nine-game hitting streak and had a streak of 12 straight games reaching safely ... UK went 6-8 in his starts on the mound ... Made 43 starts as the No. 3 hitter and 12 starts at cleanup ... Made 32 starts at first base and 23 starts as the DH ... Batted .292 with 11 homers and 40 RBI at No. 3 in the order and .239 with two homers and 12 RBI at cleanup ... Belted homers against Kansas State closer Tanner Witt, Murray State, Akron, Xavier, Mississippi State's Kendall Graveman, Louisville righty Kyle Funkhouser, LSU right-hander Nick Rumbelow, Tennessee, Arkansas first-round righty Ryne Stanek, Vanderbilt's T.J. Pecoraro and Indiana lefty Will Coursen-Carr ... Batted .343 with runners on base, with eight homers and 47 RBI ... Batted .375 with runners in scoring position with five homers and 40 RBI ... Hit .366 with runners on and two outs, with three homers and 20 RBI ... Batted .462 with runners in scoring position and two outs, with two homers and 18 RBI ... Hit .400 (4-for-10) with the bases loaded, with one homer and 14 RBI ... In his 14 starts, UK averaged a staff-low 4.43 runs per game, with the UK defense fielding .969 ... Had a rocky last two starts as fatigue from his dual role began to show, seeing his ERA inflated from 2.84 to 4.04 over two starts ... Without his four starts that saw him allow at least four earned runs, would have had a 2-4 record and a 2.12 ERA in 63.2 innings ... Worked seven quality starts, owning a 1-2 record and a 1.49 ERA in those starts, tossing 48.1 innings ... In his 14 starts on the mound, hit .293 at the plate with two homers and 12 RBI ... Made his season debut on the mound in the season-opener, working five innings, allowing two runs, also going 4-for-5 with a triple at the plate ... Took the loss vs. eventual NCAA Tournament team Kansas State, allowing four runs in 4.1 innings ... Worked a quality start in a 21-2 win over Akron in his 2013 home debut ... Rebounded with seven shutout, five-hit innings in a series-opening win over Michigan State ... Suffered a tough loss at Florida in the SEC opener, working a 1-1 game into the seventh, before UK third baseman Paul McConkey made three errors in the inning to allow three unearned runs to score and give Reed a 4-1 loss ... Took another hard-luck loss as UK allowed three unearned runs to score in a setback vs. No. 14 Mississippi State ... Worked a career-long 8.1 innings in a series-opening start vs. Georgia, allowing just one run ... Had the best start among UK's starters during a huge series at No. 2 LSU, allowing four earned runs in five innings ... Worked a quality start in a no-decision vs. Tennessee, allowing two runs in 6.2 frames ... Had a 2-1 lead in the series opener at No. 16 South Carolina, before Joey Pankake and LB Dantzler hit back-to-back solo homers in the sixth to give SC a lead and end his outing at 5.1 innings ... Worked 6.2 innings without allowing an earned run to snap a seven-game losing streak in a 5-2 win at No. 16 Ole Miss during the ESPNU Thursday Night SEC Game of the Week ... Worked 7.2 innings in a hard-luck loss vs. No. 14 Arkansas, allowing two runs in 7.1 innings ... Had the worst start of his career vs. No. 1 Vanderbilt, allowing 12 hits and 10 runs in five innings ... Took a loss in a 4-2 series-opener at Missouri

that saw UK in a must-win situation, allowing nine hits and four runs in 4.1 innings ... Had a 2-for-4 game with three RBI and his first homer of the year vs. Kansas State ... Belted second homer and drove in four RBI in UK's home opener vs. Murray State ... Went 4-for-5 with five RBI and a homer vs. Akron ... Homered in consecutive games in the second game of the series vs. Akron, going 3-for-4 with three RBI ... Was named SEC Player of the Week after the Akron series, where he finished with 15 RBI in a five-game week ... Notched second triple of the year at Florida ... Belted a homer and added a double in the series-evening win over No. 14 Mississippi State ... Hit homer at No. 9 Louisville to get the scoring started in the first inning ... Broke out of a mini-slump with a three-run homer at No. 2 LSU in the finale ... Had a homer in a four-RBI game in a win over Tennessee ... Went 2-for-4 with three RBI and a double vs. No. 9 Louisville ... Belted a homer in a 3-hit game at No. 14 South Carolina ... Had a double in a two-hit game during UK's 18-inning marathon at Western Kentucky ... Homered in consecutive games vs. No. 1 Vanderbilt and No. 15 Indiana ... Had a breakout summer on the mound in the Cape Cod League, owning a 2.32 ERA and a 3-1 record in eight starts ... Tossed 42.2 innings, allowing 10 walks and 37 hits, striking out 41 ... At the plate, batted .176 (6-for-34) in 11 games, with two RBI and a 7-13 walk-strikeout ratio ... In a July 12 win, worked seven shutout innings with four hits allowed and eight strikeouts ... Allowed seven earned runs over his final six starts ... Had the third-best ERA in the CCBL.

## 2012

The first consensus first-team freshman All-America selection in program history ... Was a semifinalist for the John Olerud Two-Way Player of the Year Award, given to the top two-way player in college baseball by the College Baseball Hall of Fame ... Played in 55 games with 51 starts ... Batted .300 (60-for-200) with nine doubles, four homers and 43 RBI at the plate ... Was 5-3, 2.52 ERA on the mound in 16 games and five starts ... Tossed 53.2 innings, allowing 54 hits and nine walks, striking out 51 ... Ranked second on the club with 43 RBI and 11th in the SEC ... Among UK's all-time freshman record holders, ranked seventh in hits, 15th in average, 13th in runs and second in RBI ... Hit .289 (26-for-90) in 26 SEC games, with three doubles, one homer and 12 RBI ... Played in 29 games against SEC opponents, batting .324 (33-for-102) with three doubles, two homers and 15 RBI ... Inherited 16 runners on the mound, allowing only four to score ... Without his five-run allowed vs. Louisville in his final non-conference start before the SEC Tourney, had a 1.76 ERA with a 5-2 record in 51 innings, allowing 45 hits and nine walks, striking out 47 ... Batted .309 (34-for-110) with six doubles, three homers and 31 RBI in non-conference action ... Batted .295 (31-for-105) in home games, with six doubles, three homers and 30 RBI ... Hit .281 (18-for-64) in away games, with two doubles and six RBI ... Pitched in five games in relief in SEC play, with a 1-0 record and a 3.38 ERA, striking out nine in eight innings ... Appeared in 11 games with five starts in non-conference action, with a 4-3 record and a 2.36 ERA, tossing 45.2 innings with 42 strikeouts ... Was 4-1 with a 3.51 ERA in eight appearances at home with four starts, striking out 25 in 25.2 innings ... Was 0-1 with a 2.03 ERA on the road ... Pitched in nine games that UK won, with a 5-0 record and a 1.36 ERA ... In 10 day games, had a 5-1 record and a 1.66 ERA, allowing 40 hits and eight



walks in 43.1 innings ... Led UK in hitting in March, with a .400 average (30-for-75) ... Was 4-1 with a 3.20 ERA in his five starts ... Was 1-2 with a 1.91 ERA in relief, with 29 strikeouts, five walks and 25 hits allowed in 28.1 innings ... Launched a homer in his first career at bat at Cliff Hagan Stadium ... Hit .302 (42-for-116) with runner on base, .325 (13-for-40) with runners on and two outs and .299 (23-for-77) with runners in scoring position ... Allowed eight of his 17 runs in the first three innings ... Had a heroic outing in the NCAA Tournament opener vs. Kent State, a 21-inning marathon ... Started the game and played the first nine innings of the game as the DH, before moving to first base for the 10-12th innings and then taking the mound to toss the final nine innings of the game ... Allowed seven hits and two runs with eight strikeouts in his outing vs. the Flashes, accumulating nine at bats with a double ... Had a chance to be the walk-off run in the bottom of the 19th inning, trying to score from first base on a Michael Williams double, cramping between third base and home and getting thrown out as the walk-off run ... Collected 18 multi-hit games and 11 multi-RBI games ... Made collegiate pitching debut by coming into a bases-loaded, one-out jam in the season opener at Wofford, getting a strikeout and an out to get out of the jam ... Made first career start vs. Morehead State, tossing six innings with one run allowed ... Worked five innings with two runs and seven strikeouts in a start vs. Marshall ... Third start came with one run and six strikeouts in six innings vs. Wright State ... Made SEC debut in a winning effort with two shutout innings vs. No. 2 South Carolina on Saturday ... Worked 1.2 innings with one earned run allowed at Tennessee, his road SEC debut ... Allowed a run on four hits at No. 18 Georgia ... Worked a shutout inning vs. Dayton ... Worked 2.1 innings with one run allowed with two strikeouts vs. No. 10 Ole Miss ... Suffered first career loss vs. No. 19 Louisville, allowing nine hits and five runs in 2.2 innings ... Rebounded with 1.1 shutout innings at No. 20 Louisville ... Got two outs vs. No. 5 Florida ... Came on in relief at Indiana, with 5.1 innings without allowing an earned run in relief of midweek starter Chandler Shepherd ... Worked three innings with one run allowed at Murray State ... Made SEC starting debut vs. Ole Miss as the winner of the opener of the SEC Tournament, with 5.2 shutout innings, allowing five hits and one walk, striking out three, also going 4-for-4 at the plate with a solo homer off Bobby Wahl ... Drew a walk and hung a sacrifice fly in the opener vs. Wofford ... Had two hits and three RBI vs. Eastern Michigan ... Launched a grand slam in his first home at bat, going for a career-high six RBI ... Had three-RBI games vs. UIC, Canisius and Wright State ... Had a three-hit game vs. Wright State ... Ran up a season-long 16-game hitting streak (March 9-April 1), the longest for a UK player in 2012 ... Had a 3-for-4 game with two RBI and a homer vs. No. 10 Ole Miss ... Launched homers vs. Buffalo, Wright State, No. 10 Ole Miss and Ole Miss in the SEC Tourney.

### High School

Star two-way player for coach Kyle Kraemer at Terre Haute South High School ... The 2011 Indiana High School Player of the Year ... Named the MVP of the Indiana North/South All-Star series ... A two-time first-team all-state honoree and a three-time all-conference performer ... Finished his career with a .425 average, owning 159 hits, 110 runs, 31 doubles, 41 homers and 150 RBI ... On

the mound in his career, totaling a 26-10 record with a 1.88 ERA, striking out 390 with 70 walks in 260 innings ... As a senior in 2011, totaled a .585 average with 48 hits, 45 runs, 10 doubles, 16 homers and 48 RBI, charting a 8-1 record with a 1.06 ERA on the mound, fanning 109 in 66 innings with 11 walks ... Set single-season records for homers (18), RBI (57), walks (47), average (.585), slugging (1.294) and career school records for games started (41), innings pitched (260), complete games (25) and strikeouts (390) ... In 2010, batted .478 with 43 hits, 30 runs, 10 doubles, 18 homers and 57 RBI, posting a 7-2 record and a 2.27 ERA with 98 strikeouts and 21 walks in 58.2 innings ... In 2009, batted .343 with 34 hits, eight doubles, two homers and 18 RBI, charting a 6-3 record and a 1.15 ERA with 115 strikeouts and nine walks in 73 innings ... As a freshman in 2008, posted a .330 average with five homers and 27 RBI, with a 5-4 record and a 3.26 ERA, striking out 69 in 62.1 innings ... Led Terre Haute to the state final four as a senior.

Year	G-GS	W-L	ERA	SV	CG	SH	IP	H	R	ER	BB	SO
2012	16-5	5-3	2.52	0	0	0	53.2	54	17	15	9	51
2013	14-14	2-8	4.04	0	0	0	82.1	100	47	37	15	52
2014	16-16	12-2	2.09	0	1	0	112.0	98	39	26	29	71
<b>Totals</b>	<b>46-35</b>	<b>19-13</b>	<b>2.83</b>	<b>0</b>	<b>1</b>	<b>0</b>	<b>248.0</b>	<b>252</b>	<b>103</b>	<b>78</b>	<b>53</b>	<b>174</b>

Year	G-GS	W-L	ERA	SV	CG	SH	IP	H	R	ER	BB	SO
2012	5-0	1-0	3.38	0	0	0	8.0	11	4	3	3	9
2013	10-10	0-7	4.35	0	0	0	60.0	76	39	29	11	36
2014	10-10	7-2	2.38	0	0	0	72.0	65	29	19	18	52
<b>Totals</b>	<b>25-20</b>	<b>8-9</b>	<b>3.28</b>	<b>0</b>	<b>0</b>	<b>0</b>	<b>140</b>	<b>152</b>	<b>72</b>	<b>51</b>	<b>32</b>	<b>97</b>

Year	GP-GS	Avg.	AB	R	H	2B	3B	HR	RBI	BB	SO	SB-A
2012	55-51	.300	200	29	60	9	0	4	43	24	51	0-1
2013	55-55	.280	214	30	60	8	2	13	52	26	41	1-2
2014	62-62	.336	223	60	75	18	1	23	73	49	48	0-1
<b>Totals</b>	<b>172-168</b>	<b>.306</b>	<b>637</b>	<b>119</b>	<b>195</b>	<b>35</b>	<b>3</b>	<b>40</b>	<b>168</b>	<b>99</b>	<b>140</b>	<b>1-4</b>

Year	GP-GS	Avg.	AB	R	H	2B	3B	HR	RBI	BB	SO	SB-A
2012	26-24	.289	90	9	26	3	0	1	12	12	26	0-1
2013	30-30	.243	115	13	28	4	1	6	20	11	22	1-2
2014	30-30	.372	113	31	42	8	0	15	37	20	25	0-0
<b>Totals</b>	<b>86-84</b>	<b>.302</b>	<b>318</b>	<b>53</b>	<b>96</b>	<b>15</b>	<b>1</b>	<b>22</b>	<b>69</b>	<b>43</b>	<b>73</b>	<b>1-3</b>

Year	SAC	SF	HBP	OBP	SLG	2-out H	2-out RBI	PO	A	E	FLD
2012	0	3	3	.378	.405	18	12	114	20	5	.964
2013	0	2	9	.378	.519	22	22	320	26	3	.991
2014	0	4	14	.476	.735	29	26	104	23	1	.992
<b>Totals</b>	<b>0</b>	<b>9</b>	<b>26</b>	<b>.415</b>	<b>.559</b>	<b>69</b>	<b>60</b>	<b>538</b>	<b>69</b>	<b>9</b>	<b>.985</b>

Innings	9.0, twice, last vs. Kent State (5/31/14)
Strikeouts	10 vs. Missouri (4/11/14)
Pitches Thrown	119 vs. Florida (4/4/14)
Hits	4, five times, last at Georgia (5/15/14)
RBI	6, twice, last vs. St. Joe's (2/21/14)
Runs Scored	3 vs. Ball State (3/9/14)
Hitting Streak	18 (5/18/2013 - 3/9/2014)



2/14	vs. #1 Virginia	*P/DH	4	1	1	1	1	0	0	0	0	0	0	0	0	1
2/15	at UNC Wilmington	*DH	5	2	2	4	1	0	1	0	0	0	0	0	0	2
2/16	vs. VMI	*DH	4	1	2	0	0	0	0	0	0	0	0	1	0	0
2/17	at USC Upstate	*DH	4	0	1	1	0	0	0	0	0	0	0	0	0	0
2/17	vs. St. Joe's	*P/DH	4	3	2	6	0	0	2	1	0	0	0	0	0	0
2/22	at Old Dominion	*1B	4	1	3	3	1	0	1	1	0	0	0	0	0	0
2/23	vs. St. John's	*P/DH	5	2	2	2	0	0	2	0	0	0	0	0	0	3
2/25	WRIGHT STATE	*DH	3	2	1	0	0	0	0	2	0	0	0	0	0	0
2/28	EASTERN MICHIGAN	*P/DH	3	2	1	0	0	0	0	2	0	0	0	0	0	0
3/1	EASTERN MICHIGAN	*1B	4	1	2	1	1	0	0	1	0	0	0	0	0	0
3/1	EASTERN MICHIGAN	*DH	2	2	1	2	0	0	1	2	0	0	0	0	0	0
3/5	CINCINNATI	*1B	2	0	1	1	0	0	0	2	0	0	0	0	0	1
3/5	CINCINNATI	*DH	3	1	1	3	0	0	0	1	0	1	0	0	0	0
3/7	BALL STATE	*P/DH	3	1	2	2	0	0	0	2	0	0	1	0	0	0
3/8	BALL STATE	*1B	3	2	1	1	0	0	1	0	0	0	1	1	0	0
3/9	BALL STATE	*DH	2	3	1	1	0	0	0	1	0	0	0	2	0	0
3/11	at #16 Indiana	*DH	3	0	0	0	0	0	0	0	0	0	0	1	1	0
3/14	at Alabama	*P/DH	3	0	0	0	0	0	0	1	0	0	0	0	0	1
3/15	at Alabama	*1B	4	2	1	0	0	0	0	0	0	0	0	0	0	1
3/16	at Alabama	*1B	4	1	3	3	0	0	1	1	0	0	0	0	0	0
3/18	WESTERN KENTUCKY	*1B	3	2	1	0	0	1	0	2	0	0	0	0	0	1
3/21	#1 S. CAROLINA	*P/DH	4	2	2	1	1	0	0	0	0	0	0	1	1	0
3/22	#1 S. CAROLINA	*DH	3	0	0	0	0	0	0	0	0	0	0	0	0	1
3/23	#1 S. CAROLINA	*1B	3	0	0	0	0	0	0	1	0	0	0	0	0	0
3/26	XAVIER	*1B	4	0	1	1	0	0	0	0	0	0	0	0	0	0
3/28	at #5 Vanderbilt	*P/DH	5	0	2	0	0	0	0	0	0	0	0	0	0	1
3/29	at #5 Vanderbilt	*DH	3	0	1	0	0	0	0	1	0	0	0	0	0	0
3/30	at #5 Vanderbilt	*1B	4	0	0	0	0	0	0	0	0	0	0	0	0	1
4/1	#8 LOUISVILLE	*1B	4	0	0	0	0	0	0	0	0	0	0	0	0	2
4/4	#12 FLORIDA	*P/DH	4	2	3	1	2	0	1	0	0	0	1	1	0	0
4/5	#12 FLORIDA	*DH	4	1	2	4	0	0	1	1	0	0	0	0	1	0
4/6	#12 FLORIDA	*DH	4	2	3	1	1	0	1	0	0	0	1	0	0	0
4/8	MOREHEAD STATE	*DH	4	1	1	2	1	0	0	0	0	0	0	0	0	1
4/11	MISSOURI	*P/DH	5	2	3	4	1	0	1	0	0	0	0	0	1	0
4/12	MISSOURI	*DH	4	2	1	2	0	0	1	1	0	0	0	0	0	0
4/13	MISSOURI	*DH	4	0	1	1	0	0	0	0	0	0	0	0	0	2
4/15	at #9 Louisville	*DH	4	1	0	0	0	0	0	1	0	0	0	0	0	1
4/18	at Texas A&M	*P/DH	3	2	1	0	0	0	0	1	0	0	0	1	1	0
4/19	at Texas A&M	*DH	6	2	4	4	1	0	1	0	0	0	0	0	0	0
4/20	at Texas A&M	*DH	4	1	1	1	0	0	1	0	0	0	0	0	0	1
4/22	TENNESSEE TECH	*DH	4	1	2	2	1	0	0	2	0	0	0	0	0	1
4/25	#12 OLE MISS	*P/DH	4	1	1	2	0	0	1	0	0	0	0	0	0	2
4/26	#12 OLE MISS	*DH	4	2	2	2	0	0	2	0	0	0	1	0	0	0
4/27	#12 OLE MISS	*DH	3	1	1	0	0	0	0	2	0	0	0	0	0	1
5/1	at Tennessee	*P/DH	3	2	1	3	0	0	1	2	0	0	0	0	0	1
5/2	at Tennessee	*DH	4	0	0	0	0	0	0	1	0	0	0	0	0	1
5/3	at Tennessee	*DH	3	0	0	0	0	0	0	1	0	0	0	0	0	1
5/9	AUBURN	*P/DH	2	2	1	1	0	0	1	1	0	0	0	1	0	0
5/10	AUBURN	*DH	3	0	0	0	0	0	0	1	0	0	0	0	0	2
5/11	AUBURN	*DH	2	0	0	0	0	0	0	4	0	0	0	0	0	1
5/13	at Murray State	*DH	4	0	0	0	0	0	0	2	0	0	0	0	0	2
5/15	at Georgia	*P/DH	6	1	4	2	1	0	0	0	0	0	0	0	0	0
5/16	at Georgia	*DH	3	2	1	3	0	0	1	1	0	0	0	0	0	2
5/17	at Georgia	*DH	5	1	3	2	1	0	1	0	0	0	0	0	0	1
5/20	vs. #24 Alabama	*P/DH	3	0	1	0	1	0	0	2	0	0	0	0	0	0
5/21	vs. #7 Florida	*DH	4	0	1	0	1	0	0	0	0	0	0	0	0	3
5/22	vs. #17 Miss State	*DH	3	1	1	0	1	0	0	2	0	0	0	0	0	0
5/24	vs. #7 Florida	*1B	3	0	0	0	0	0	0	1	0	0	0	1	0	0
5/30	vs. Kansas	*DH	2	1	0	0	0	0	0	2	0	0	0	0	0	1
5/31	vs. Kent State	*P/DH	4	0	1	1	1	0	0	0	0	0	0	0	0	0
6/1	vs. Kansas	*DH	2	0	0	2	0	0	0	0	0	0	0	1	0	0
6/1	vs. #8 Louisville	*DH/1B	4	0	0	0	0	0	0	0	0	0	0	0	0	1

2/15	vs. UNC Asheville	*P/DH	5	2	4	3	0	1	0	0	0	0	0	0	0	0	
2/17	vs. Niagara	*DH	3	1	0	0	0	0	0	0	1	0	0	0	0	1	
2/18	at USC Upstate	*1B	4	0	0	0	0	0	0	0	1	0	0	0	1	2	
2/21	vs. Kansas State	*P/DH	4	1	2	3	0	0	1	1	0	0	0	0	0	0	
2/22	vs. Elon	*DH	4	1	1	1	0	0	0	0	0	0	0	0	0	0	
2/24	at Coastal Carolina	*DH	5	0	1	0	0	0	0	0	0	0	0	0	0	0	
2/26	MURRAY STATE	*1B	3	1	1	4	0	0	1	0	0	0	0	0	2	0	
2/27	EASTERN KENTUCKY	*1B	4	1	1	0	0	0	0	0	0	0	0	0	0	0	
3/1	AKRON	*P/DH	5	2	4	5	0	0	1	0	0	0	0	0	0	0	
3/2	AKRON	*DH	4	1	3	3	0	0	1	1	0	0	0	0	0	1	
3/3	AKRON	*DH	3	1	1	3	1	0	0	0	0	0	0	0	1	0	
3/6	XAVIER	*DH	3	2	2	1	0	0	1	2	0	0	0	0	0	0	
3/8	MICHIGAN STATE	*P/DH	4	0	0	0	0	0	0	0	0	0	0	0	0	0	
3/9	MICHIGAN STATE	*DH	3	0	0	0	0	0	0	0	1	0	0	0	0	1	
3/10	MICHIGAN STATE	*1B	4	1	1	0	0	0	0	0	0	0	0	0	0	1	
3/12	OHIO	*1B	3	0	1	0	1	0	0	2	0	0	0	0	0	1	
3/15	at Florida	*P/DH	4	0	2	1	1	0	0	0	0	0	0	0	0	0	
3/16	at Florida	*1B	3	1	1	2	0	1	0	1	0	1	0	0	0	0	
3/17	at Florida	*1B	5	0	2	0	0	0	0	0	0	0	0	0	0	1	
3/19	WESTERN KENTUCKY	*1B	4	0	1	0	0	0	0	0	1	0	0	0	0	0	
3/22	#14 MISS. STATE	*P/DH	5	0	1	0	0	0	0	0	0	0	0	0	0	1	
3/23	#14 MISS. STATE	*1B	3	1	2	2	1	0	1	1	0	1	0	1	0	1	
3/23	#14 MISS. STATE	*1B	2	1	0	0	0	0	0	0	2	0	0	0	0	0	
3/27	MARSHALL	*DH	4	0	0	0	0	0	0	0	0	0	0	0	0	2	
3/29	GEORGIA	*P/DH	4	0	1	0	0	0	0	0	0	0	0	0	0	1	0
3/30	GEORGIA	*1B	4	1	3	0	0	0	0	0	0	0	0	0	0	0	0
3/31	GEORGIA	*1B	3	0	0	0	0	0	0	0	0	0	0	0	0	0	1
4/2	at #9 Louisville	*1B	5	1	1	2	0	0	1	0	0	0	0	0	0	1	
4/5	at #2 LSU	*P/DH	4	0	0	0	0	0	0	0	0	0	0	0	0	0	2
4/6	at #2 LSU	*1B	4	0	1	0	0	0	0	0	0	0	0	0	0	0	1
4/7	at #2 LSU	*1B	3	1	1	3	0	0	1	1	0	0	0	0	0	0	0
4/9	AUSTIN PEAY	*1B	4	1	1	0	0	0	0	0	0	0	0	0	0	0	2
4/12	TENNESSEE	*P/DH	4	0	2	0	0	0	0	0	1	0	0	0	0	0	1
4/13	TENNESSEE	*1B	4	1	1	4	0	0	1	0	0	0	0	0	1	0	0
4/14	TENNESSEE	*1B	4	0	0	0	0	0	0	0	0	0	0	0	0	0	1
4/16	#8 LOUISVILLE	*1B	4	0	2	3	1	0	0	1	0	1	0	0	0	0	2
4/20	at #14 South Carolina	*P/DH	3	0	0	0	0	0	0	0	0	0	1	0	1	1	0
4/20	at #14 South Carolina	*1B	5	1	1	3	0	0	1	1	0	0	0	0	0	0	1
4/21	at #14 South Carolina	*1B	4	0	3	1	1	0	0	0	0	0	0	0	0	0	0
4/23	at Western Kentucky	*1B	6	0	2	1	1	0	0	0	2	0	0	0	0	0	0
4/25	at #16 Ole Miss	*P/DH	3	0	0	0	0	0	0	0	0	0	1	0	0	0	0
4/26	at #16 Ole Miss	*1B	3	0	0	1	0	0	0	0	0	0	0	0	0	0	1
4/27	at #16 Ole Miss	*1B	5	2	2	0	1	0	0	0	0	0	0	0	0	0	1
5/3	#14 ARKANSAS	*P/DH	5	1	1	0	0	0	0	0	0	0	0	0	0	0	2
5/4	#14 ARKANSAS	*1B	3	1	1	1	0	0	1	1	0	0	0	0	0		



2/17	at Wofford	PH/DH	0	0	0	1	0	0	0	1	0	0	0	0	0	0	0	0	0
2/18	vs. Eastern Michigan	*DH	4	2	2	3	1	0	0	1	0	0	0	0	0	0	0	0	1
2/20	at USC Upstate	*DH	4	1	1	0	1	0	0	0	0	0	0	0	0	0	0	0	1
2/24	BUFFALO	*DH	5	2	2	6	0	0	1	0	0	0	0	0	0	0	0	2	
2/25	BUFFALO	*DH	3	1	1	0	0	0	0	1	0	0	0	0	0	0	0	2	
2/26	BUFFALO	*DH	4	0	0	0	0	0	0	1	0	0	0	0	0	0	0	1	
2/28	MOREHEAD STATE	*P/DH	1	0	0	0	0	0	0	0	0	0	0	0	0	0	0	0	
2/29	XAVIER	*DH	2	1	0	1	0	0	0	2	0	0	0	0	0	0	0	0	
3/3	UC	*DH	4	1	1	1	1	0	0	0	0	0	0	0	0	0	0	1	
3/3	UC	*DH	3	0	2	3	0	0	0	0	0	0	0	0	0	0	0	1	
3/4	UC	*DH	3	1	1	2	0	0	0	1	0	0	0	0	0	0	0	1	
3/6	TENNESSEE TECH	*1B	4	1	2	2	1	0	0	1	0	0	0	0	0	0	0	1	
3/7	MARSHALL	*P	0	0	0	0	0	0	0	0	0	0	0	0	0	0	0	0	
3/9	CANISIUS	*1B	6	2	2	1	1	0	0	0	0	0	0	0	0	0	0	0	
3/10	CANISIUS	*DH	4	1	2	3	0	0	0	0	0	0	0	0	0	0	0	0	
3/11	CANISIUS	*DH	4	0	1	0	0	0	0	0	0	0	0	0	0	0	0	0	
3/13	WRIGHT STATE	*P/DH	4	2	3	3	1	0	1	0	0	0	0	0	0	0	0	1	
3/14	MURRAY STATE	*DH	4	1	2	0	0	0	0	0	0	0	0	0	0	0	0	0	
3/16	#2 SOUTH CAROLINA	*1B	4	0	2	1	0	0	0	0	0	0	0	0	0	0	0	0	
3/17	#2 SOUTH CAROLINA	*DH/P	3	0	1	1	1	0	0	0	0	0	0	0	0	1	1	0	
3/18	#2 SOUTH CAROLINA	*1B	4	1	2	0	0	0	0	0	0	0	0	0	0	0	0	1	
3/21	at Cincinnati	*DH	6	2	2	0	0	0	0	0	0	0	0	0	0	0	0	1	
3/23	at Tennessee	*DHP	4	0	1	1	0	0	0	0	0	0	0	0	0	0	0	1	
3/24	at Tennessee	*DH	3	0	1	0	0	0	0	2	0	0	0	0	0	0	0	0	
3/25	at Tennessee	*DH	3	1	1	0	0	0	0	1	0	0	0	0	0	0	0	1	
3/27	WESTERN KENTUCKY	*1B	3	0	0	0	0	0	0	0	0	0	0	0	0	0	1	0	
3/31	at #18 Georgia	*DH	4	1	2	0	0	0	0	0	0	0	0	0	0	0	0	0	
3/31	at #18 Georgia	*DHP	5	2	2	1	0	0	0	0	0	0	0	0	0	0	0	1	
4/1	at #18 Georgia	*DH	5	0	1	0	0	0	0	0	0	0	0	0	0	0	0	3	
4/4	DAYTON	*DHP	4	0	0	0	0	0	0	0	0	0	0	0	0	0	0	1	
4/6	#10 OLE MISS	*DH	3	0	0	0	0	0	0	1	0	0	0	0	0	0	0	1	
4/7	#10 OLE MISS	*DHP	4	1	3	2	0	0	1	0	0	0	0	0	0	0	0	0	
4/8	#10 OLE MISS	*1B	3	1	1	1	0	0	0	1	0	0	0	0	0	0	0	0	
4/10	#19 LOUISVILLE	*P/DH	4	0	0	0	0	0	0	0	0	0	0	0	0	0	0	0	
4/13	at #9 Arkansas	*1B	4	0	1	2	0	0	0	1	0	0	0	0	0	0	0	1	
4/14	at #9 Arkansas	*DH	5	0	1	1	1	0	0	0	0	0	0	0	0	0	0	1	
4/17	CINCINNATI	*DH	3	0	0	1	0	0	0	1	0	0	0	0	0	0	0	1	
4/20	#1 LSU	*1B	4	0	0	0	0	0	0	0	0	0	0	0	0	0	0	2	
4/21	#1 LSU	*DH	3	0	0	0	0	0	0	1	0	0	0	0	0	0	0	2	
4/22	#1 LSU	*1B	4	1	1	2	1	0	0	1	0	0	0	0	0	0	0	3	
4/27	at Vanderbilt	*DH	3	0	2	0	0	0	0	1	0	0	0	0	0	0	1	1	0
4/28	at Vanderbilt	*DH	4	0	0	0	0	0	0	1	0	0	0	0	0	0	0	2	
4/29	at Vanderbilt	*DH	4	0	0	0	0	0	0	0	0	0	0	0	0	0	0	3	
5/3	#5 FLORIDA	*1B	3	0	0	0	0	0	0	0	0	0	0	0	0	0	0	2	
5/4	#5 FLORIDA	P	0	0	0	0	0	0	0	0	0	0	0	0	0	0	0	0	
5/5	#5 FLORIDA	*1B	3	0	1	0	0	0	0	0	0	0	0	0	0	0	0	0	
5/8	at Indiana	*DHP	4	1	1	0	0	0	0	2	0	0	0	0	0	0	0	0	
5/11	ALABAMA	*1B	2	1	1	0	0	0	0	2	0	0	0	0	0	0	0	0	
5/18	at Miss. State	PH	1	0	0	0	0	0	0	0	0	0	0	0	0	0	0	0	
5/19	at Miss. State	PH	1	0	0	0	0	0	0	0	0	0	0	0	0	0	0	0	
5/22	vs. Ole Miss	*P/DH	4	1	4	1	0	0	0	1	0	0	0	0	0	0	0	0	
5/24	vs. #21 Miss. State	*DH	4	0	2	2	0	0	0	0	0	0	0	0	0	0	0	1	
5/26	vs. #21 Miss. State	*DH	4	0	1	0	0	0	0	0	0	0	0	0	0	0	0	2	
6/1	vs. #25 Kent State	*DH/1B	9	0	1	1	0	0	0	1	0	0	0	0	0	0	0	4	
6/2	vs. Valparaiso	*1B	5	0	1	0	0	0	0	0	0	0	0	0	0	0	0	3	
6/3	vs. #25 Kent State	PH	1	0	0	0	0	0	0	0	0	0	0	0	0	0	0	0	

2/17	at Wofford		0.2	0	0	0	0	0	1	0	0	0	0	0	0	0	0	0	0	0.00	8
2/28	MOREHEAD STATE	*	6.0	4	1	1	0	2	1	0	0	0	1	0	0	1.0	0	1.35	76		
3/7	MARSHALL	*	5.0	4	2	2	3	7	0	0	0	0	2	0	0	2.0	0	2.31	97		
3/13	WRIGHT STATE	*	6.0	7	1	1	0	6	2	0	1	3	0	0	1	3.0	0	2.04	78		
3/17	#2 SOUTH CAROLINA		2.0	2	0	0	1	2	0	0	0	0	0	0	4	0	1.83	39			
3/23	at Tennessee		1.2	1	2	1	1	2	0	0	0	0	0	0	4	0	2.11	23			
3/31	at #18 Georgia		1.1	4	1	1	1	3	0	0	0	0	0	0	4	0	2.38	32			
4/4	DAYTON		1.0	0	0	0	0	2	0	0	0	0	0	0	4	0	2.28	13			
4/7	#10 OLE MISS		2.1	3	1	1	0	2	0	0	1	4	0	0	1	4	0	2.42	32		
4/10	#19 LOUISVILLE	*	2.2	9	5	5	0	4	1	0	1	0	1	0	4	1	0	3.77	67		
4/24	at #20 Louisville		1.1	0	0	0	0	1	0	0	0	0	0	0	4	1	0	3.60	11		
5/4	#5 FLORIDA		0.2	1	0	0	0	0	0	0	0	0	0	0	4	1	0	3.52	9		
5/8	at Indiana		5.1	4	1	0	0	6	0	0	0	0	0	0	4	1	0	3.00	69		
5/14	at Murray State		3.0	3	1	1	0	2	0	0	0	0	0	0	4	1	0	3.00	50		
5/22	vs. Ole Miss	*	5.2	5	0	0	1	3	0	0	0	0	0	0	5	2	0	2.62	68		
6/1	vs. #25 Kent State		9.0	7	2	2	2	8	0	1	0	0	0	0	5	3	0	2.53	109		





2.	AJ Reed	2012-14	40
2.	AJ Reed	2012-14	168
8.	AJ Reed	2012-14	356
12.	AJ Reed	2012-14	99
11.	AJ Reed	2012-14	9
10.	AJ Reed	2012-14	26
3.	AJ Reed	2012-14	2.83
10.	AJ Reed	2012-14	19
13.	AJ Reed	2012-14	.594
13.	AJ Reed	2012-14	248

1.	AJ Reed, 2014	23
3.	AJ Reed, 2014	73
5.	AJ Reed, 2014	164
6.	AJ Reed, 2014	.735
2.	AJ Reed, 2014	49
13.	AJ Reed, 2014	.476
5.	AJ Reed, 2014	2.09
2.	AJ Reed, 2014	12
3.	AJ Reed, 2014	.857
3.	AJ Reed, 2014	112.0



- Hit home runs in a school-record three consecutive SEC games twice, including a streak of five straight SEC games.
- The first player in school history to hit two home runs in a single inning, with his second homer coming as a grand slam vs. St. Joe's.
- The first player in UK history to hit No. 4 in the order and serve as the starting pitcher.



**HISTORY**













---

---

---

---





---

---





---

Blank space for text.

































**2004-2014**

1979	Mike Botkin	.333
1980	Jeff Shartzler	.341
1981	Bill Sandry	.373
1982	Mike Botkin	.368
1983	Brandt Ely	.422
1984	Randy Clark	.353
1985	Randy Clark	.357
1986	Terry Shumpert	.364
1987	Terry Shumpert	.376
1988	Vince Castaldo	.363
1989	Mark Blythe	.346
1990	Mike Harris	.371
1991	Mike Harris	.389
1992	Jeff Abbott	.376
1993	Eddie Brooks	.342
1994	Jeff Abbott	.445
1995	Chad Green	.350
1996	Paul Blandford	.403
1997	Josh Loggins	.338
1998	Josh Loggins	.384
1999	John Wilson	.360
2000	Andy Green	.368
2001	Gordon Tyler	.343
2002	Spencer Graeter	.317
2003	Brad Pickrell	.322
2004	Spencer Graeter	.332
2005	Shaun Lehmann	.352
2006	Ryan Strieby	.343
2007	Mike Brown	.369
2008	Sawyer Carroll	.419
2009	Chris Bisson	.360
2010	Lance Ray	.356
2011	Thomas McCarthy	.371
2012	Austin Cousino	.319
	Luke Maile	.319
2013	Kyle Barrett	.349
2014	AJ Reed	.336
1979	Charles Long	160
1980	Jim Leopold	178
1981	Mike Botkin	211
1982	Mike Botkin	201
1983	Jeff Sikes	154
1984	Randy Clark	173
1985	Randy Clark	213
1986	Terry Shumpert	217
1987	Terry Shumpert	202
1988	Billy White	243
1989	Roger Gum	212
1990	Anthony Morrow	199
	Rick Norton	199
1991	Mike Harris	239
1992	Jeff Abbott	210
1993	Mark Bragga	240
1994	Mark Bragga	230
1995	Chad Green	263
1996	Chad Green	256
1997	Andy Green	219
1998	Josh Loggins	242
1999	Andy Green	244
2000	Andy Green	242
2001	Seth Morris	220
2002	Seth Morris	200
2003	Spencer Graeter	221

2004	Casey Gilvin	207
2005	John Shelby	224
2006	Ryan Strieby	233
2007	Sean Coughlin	221
2008	Keenan Wiley	254
2009	Chris Bisson	222
2010	Chad Wright	225
2011	Taylor Black	229
2012	Austin Cousino	260
2013	AJ Reed	214
2014	Austin Cousino	259
1979	Mike Botkin	52
1980	Jeff Shartzler	58
1981	Bill Sandry	79
1982	Mike Botkin	74
1983	Jeff Sikes	50
1984	Randy Clark	61
1985	Randy Clark	76
1986	Terry Shumpert	79
1987	Terry Shumpert	76
1988	Vince Castaldo	86
1989	Mark Blythe	71
1990	Mike Harris	65
1991	Mike Harris	93
1992	Jeff Abbott	79
1993	Hindersman	86
1994	Jeff Abbott	102
1995	Chad Green	92
1996	Paul Blandford	94
1997	Josh Loggins	66
1998	Josh Loggins	93
1999	John Wilson	81
2000	Andy Green	89
2001	Mike Harrison	66
2002	Caleb Stewart	57
2003	Mike Breyman	64
	Spencer Graeter	64
2004	Caleb Stewart	72
2005	John Shelby	77
2006	Ryan Strieby	80
2007	Sean Coughlin	76
2008	Sawyer Carroll	98
2009	Chris Bisson	80
2010	Gunner Glad	72
2011	Thomas McCarthy	78
	Chad Wright	78
2012	Austin Cousino	83
2013	A.J. Reed	60
	J.T. Riddle	60
2014	Max Kuhn	84
1979	Charles Long	41
1980	Jim Leopold	42
1981	Mike Botkin	50
1982	Mike Botkin	46
1983	Scott Knox	33
	Jeff Sikes	33
1984	Randy Clark	44
1985	Clint Arnold	50
1986	Terry Shumpert	60
1987	Terry Shumpert	64
1988	Billy White	74
1989	Mark Blythe	47
1990	Mike Harris	54
1991	Mike Harris	70

1992	Jeff Abbott	70
1993	Billy Thompson	50
1994	Jeff Abbott	68
1995	Chad Green	58
1996	Chad Green	71
1997	David Cheattle	48
1998	Josh Loggins	56
1999	John Wilson	59
2000	Andy Green	66
2001	Seth Morris	47
2002	Spencer Graeter	34
2003	Mike Breyman	39
	Casey Gilvin	39
2004	Caleb Stewart	50
2005	Shaun Lehmann	57
2006	Antone DeJesus	67
2007	Mike Brown	68
2008	Collin Cowgill	80
2009	Chris Bisson	49
2010	Gunner Glad	49
2011	Taylor Black	43
2012	Austin Cousino	61
2013	Austin Cousino	42
2014	Max Kuhn	68
1979	Mark Hredzak	12
1980	Jeff Shartzler	14
1981	Bill Sandry	20
1982	Mike Botkin	24
1983	Brandt Ely	12
1984	Mike Agnich	11
	Randy Clark	11
1985	Clint Arnold	14
1986	Terry Shumpert	19
1987	Terry Shumpert	19
1988	Vince Castaldo	27
1989	Mark Blythe	15
1990	Vince Castaldo	11
	Mike Harris	11
	Rick Norton	11
	Darin Rieman	11
1991	Steve Phillips	16
1992	Brad Hindersman	19
1993	Eddie Brooks	19
1994	Jeff Abbott	24
1995	Chad Green	17
1996	Chip Rhea	21
1997	Josh Loggins	17
1998	Jason Colemire	23
1999	John Wilson	16
2000	Andy Green	18
2001	Mike Harrison	15
2002	Spencer Graeter	15
2003	Spencer Graeter	16
2004	Caleb Stewart	20
2005	Shaun Lehmann	20
2006	Ryan Strieby	22
2007	Sawyer Carroll	23
2008	Chris Wade	24
2009	Braden Kapteyn	11
2010	Chris Bisson	12
2011	Thomas McCarthy	19
2012	Austin Cousino	20
2013	Austin Cousino	12
2014	AJ Reed	18

1979	Mike Botkin	4
	Charles Long	4
1980	Mark Hredzak	2
	Jim Leopold	2
1981	Mike Botkin	2
	Michael Harding	2
	Jeff Sikes	2
1982	Mike Botkin	1
	Jeff Sikes	1
1983	Tim Anderson	1
	Brandt Ely	1
	Kevin Gothard	1
	Kenneth Jackson	1
	Brad Walls	1
1984	Kevin Gothard	2
1985	Randy Clark	2
	Russ Schueler	2
1986	Russ Schueler	5
1987	Terry Shumpert	4
1988	Chris Estep	5
1989	Rick Norton	2
1990	Rick Norton	5
1991	Mike Harris	5
1992	Max Reitz	3
1993	Billy Thompson	4
1994	Mark Bragga	5
1995	Chad Green	4
1996	Chad Green	7
1997	David Cheattle	3
	Josh Loggins	3
1998	Josh Loggins	5
1999	Aaron McGlone	2
	John Wilson	2
2000	Andy Green	3
	John Wilson	3
2001	Beau Moore	3
2002	Seth Morris	3
2003	Mike Breyman	2
2004	John Shelby	3
	Caleb Stewart	3
2005	Antone DeJesus	5
2006	Antone DeJesus	3
	Shaun Lehmann	3
2007	Jason Kipnis	5
2008	Sawyer Carroll	3
2009	Chris Bisson	3
2010	Andy Burns	2
	Chad Wright	2
2011	Luke Maile	3
	Chad Wright	3
2012	Austin Cousino	2
2013	A.J. Reed	2
	J.T. Riddle	2
2014	Austin Cousino	4
1979	Randy Gipson	11
	Jeff Shartzler	11
1980	Jeff Shartzler	10
1981	Jeff Shartzler	15
1982	Bill Sandry	13
1983	Jeff Sikes	7
1984	Randy Clark	20
1985	Randy Clark	17
1986	Clint Arnold	12
1987	Mitch Knox	19
1988	Chris Estep	13



1989	Mark Blythe	15
1990	Vince Castaldo	8
	Darin Rieman	8
1991	Mike Harris	20
	Rick Norton	20
1992	Jeff Abbott	13
1993	Eddie Brooks	14
1994	Jeff Abbott	23
1996	Chad Green	12
1997	Josh Loggins	11
1998	Jason Colemire	15
	Josh Loggins	15
1999	John Wilson	23
2000	John Wilson	18
2001	Seth Morris	14
2002	Seth Morris	12
2003	Mike Breyman	13
2004	Caleb Stewart	10
2005	John Shelby	10
2006	Ryan Strieby	20
2007	Sean Coughlin	13
2008	Collin Cowgill	19
	Sawyer Carroll	19
2009	Marcus Nidiffer	10
2010	Gunner Glad	12
2011	Luke Maile	9
2012	Luke Maile	12
2013	AJ Reed	13
2014	AJ Reed	23

1979	Randy Gipson	46
1980	Daniel Pototsky	40
1981	Bill Sandry	52
1982	Mike Botkin	56
1983	Jeff Sikes	42
1984	Randy Clark	41
1985	Randy Clark	57
1986	Clint Arnold	60
1987	Mitch Knox	61
1988	Vince Castaldo	57
1989	Mark Blythe	47
1990	Vince Castaldo	48
1991	Rick Norton	72
1992	Weisberg	57
1993	Brad Hindersman	56
1994	Jeff Abbott	64
1995	Jay Tedesco	57
1996	Chip Rhea	61
1997	Jay Tedesco	43
1998	Josh Loggins	63
1999	John Wilson	56
2000	John Wilson	65
2001	Mike Harrison	39
2002	Seth Morris	42
2003	Mike Breyman	42
2004	Mike Breyman	44
2005	John Shelby	52
2006	Ryan Strieby	77
2007	Sean Coughlin	73
2008	Sawyer Carroll	83
2009	Chris Bisson	52
2010	Gunner Glad	45
2011	Braden Kapteyn	42
2012	Luke Maile	51
2013	AJ Reed	52
2014	AJ Reed	73

1979	Jeff Shartzter	91
1980	Jeff Shartzter	104

1981	Bill Sandry	134
1982	Mike Botkin	124
1983	Jeff Sikes	77
1984	Steven Clark	132
1985	Steven Clark	141
1986	Terry Shumpert	132
1987	Mitch Knox	136
1988	Vince Castaldo	129
1989	Mark Blythe	133
1990	Mike Harris	99
1991	Mike Harris	174
1992	Jeff Abbott	140
1993	Eddy Books	142
1994	Jeff Abbott	203
1995	Jay Tedesco	138
1996	Chad Green	155
1997	Josh Loggins	122
1998	Josh Loggins	168
1999	John Wilson	170
2000	John Wilson	149
2001	Mike Harrison	113
2002	Seth Morris	101
2003	Mike Breyman	118
2004	Caleb Stewart	128
2005	John Shelby	125
2006	Ryan Strieby	164
2007	Sean Coughlin	137
2008	Sawyer Carroll	183
2009	Chris Bisson	101
2010	Gunner Glad	121
2011	Thomas McCarthy	122
2012	Austin Cousino	134
2013	AJ Reed	111
2014	AJ Reed	164

1979	Randy Gipson	32
1980	Mark Hredzak	38
1981	Mike Botkin	35
1982	Mike Botkin	33
	Mark Mangione	33
1983	Wayne Able	24
1984	Mike Agnich	32
1985	Clint Arnold	32
1986	Clint Arnold	30
1987	Chris Estep	40
1988	Vince Castaldo	45
1989	Mike Harris	34
	Darin Rieman	34
1990	Vince Castaldo	36
1991	Manny Cervantes	44
1992	Max Reitz	42
1993	Mark Michael	40
1994	Mark Bragga	29
1995	Paul Blandford	43
1996	Pete Pryor	36
1997	Jay Tedesco	29
1998	David Cheatle	48
1999	Aaron McGlone	41
2000	John Wilson	41
2001	Mike Harrison	31
2002	Spencer Graeter	28
2003	Mike Breyman	35
2004	Spencer Graeter	35
2005	Michael Bertram	41
2006	Ryan Strieby	46
2007	Brian Spear	53
2008	Collin Cowgill	49
2009	Chris Bisson	20
2010	Chris Bisson	28
2011	Chad Wright	23

2012	Luke Maile	34
2013	Max Kuhn	37
2014	AJ Reed	49

1979	Mark Hredzak	17
1980	Jim Leopold	33
1981	Jim Leopold	34
1982	Jeff Sikes	27
1983	Wayne Able	21
1984	Wayne Able	27
1985	Kevin Gothard	33
1986	Clint Arnold	31
1987	Darin Rieman	41
1988	Chris Estep	67
1989	Darin Rieman	45
1990	Darin Rieman	48
1991	Steve Phillips	54
1992	Jan Weisberg	36
1993	Pookie Jones	70
1994	Pookie Jones	57
1995	Pete Pryor	63
1996	Chip Rhea	65
1997	Josh Loggins	44
	Jay Tedesco	44
1998	Andy Bendix	51
	Mark Murphy	51
1999	Breck Price	49
2000	Seth Morris	59
2001	Seth Morris	54
2002	Seth Morris	59
2003	Casey Gilvin	40
2004	John Shelby	46
2005	Billy Grace	52
2006	Collin Cowgill	53
2007	Sean Coughlin	45
2008	Brian Spear	62
2009	Marcus Nidiffer	44
2010	Andy Burns	44
2011	Luke Maile	49
2012	A.J. Reed	51
2013	Austin Cousino	46
2014	Max Kuhn	49

1979	Charles Long	19
1980	Mark Hredzak	8
1981	Mike Botkin	19
1982	Bill Barker	12
1983	Terry Ryan	11
1984	Randy Clark	7
	Brandt Ely	7
1985	Kevin Gothard	15
1986	Terry Shumpert	28
1987	Terry Shumpert	32
1988	Vince Castaldo	19
1989	Roger Gum	12
	Anthony Morrow	12
	Billy White	12
1990	Anthony Morrow	35
1991	Mike Harris	19
1992	Mark Michael	11
1993	Mark Michael	26
1994	Chad Green	17
1995	Chad Green	54
1996	Chad Green	55
1997	Andy Green	20
1998	Andy Green	13
1999	Beau Moore	24
2000	Andy Green	27
2001	Beau Moore	19

2002	Spencer Graeter	7
2003	Joe Naill	14
2004	John Shelby	7
2005	John Shelby	23
2006	John Shelby	12
2007	Antone DeJesus	16
2008	Collin Cowgill	23
2009	Chris Wade	14
2010	Chris Bisson	32
2011	Chad Wright	16
2012	Austin Cousino	15
2013	Austin Cousino	14
2014	Austin Cousino	19

1979	Joe Georger	2.86
1980	Jeff Keener	3.39
1981	Jeff Keener	0.51
1982	Paul Kilgus	3.51
1983	Paul Kilgus	2.39
1984	Jay Ray	2.04
1985	Jeff Hellman	3.05
1986	David Voit	3.72
1987	Steve Culkar	2.55
1988	David Voit	2.48
1989	Tom Deller	4.55
1990	Rodney Bolton	2.90
1991	Matt Fisher	2.86
1992	Mark Thompson	3.09
1993	Troy Trumbo	3.45
1994	Paul Morse	3.08
1995	Scott Downs	3.30
1996	Adam Milburn	3.17
1997	Scott Downs	5.11
1998	Josh Paxton	5.92
1999	Nathan Kent	4.79
2000	Scott Wade	4.00
2001	Jon Hooker	3.23
2002	Bryan Felkel	4.46
2003	Kalen Gibson	3.41
2004	Aaron Tennyson	3.91
2005	Aaron Tennyson	4.59
2006	Dewayne Oxford	2.35
2007	Aaron Lovett	2.20
2008	Mike Kaczmarek	2.13
2009	Chris Rusin	4.20
2010	Logan Darnell	5.62
2011	Alex Meyer	2.94
2012	Corey Littrell	2.74
2013	Chandler Shepherd	2.77
2014	AJ Reed	2.09



1979	Joe Georger	12
1980	Jeff Keener	7
1981	Jeff Keener	13
1982	Paul Kilgus	6
	Jay Ray	6
1983	Paul Kilgus	6
1984	Jay Ray	6
1985	Jay Ray	6
1986	Vince Tyra	7
1987	Matthew Coleman	10
1988	Doug Sutton	8
	David Voit	8
1989	Rodney Bolton	6
	Matthew Coleman	6
1990	Rodney Bolton	8
1991	Scott Smith	8
1992	Mark Thompson	8
1993	Lorhn Frazier	8
1994	Adam Shadburne	7
1995	Adam Milburn	6
1996	Adam Shadburne	8
1997	Scott Downs	7
1998	Josh Paxton	5
1999	Josh Paxton	6
2000	Scott Wade	7
	Brandon Webb	7
2001	Rob Corrado	5
2002	Joe Blanton	5
2003	Scott Wade	7
2004	Seth Stanley	6
2005	Aaron Tennyson	6
2006	Greg Dombrowski	10
2007	Andrew Albers	6
2008	Andrew Albers	7
2009	Chris Rusin	7
2010	Logan Darnell	5
	Alex Meyer	5
2011	Alex Meyer	7
2012	Corey Littrell	9
2013	Corey Littrell	6
	Jerad Grundy	6
2014	AJ Reed	12
1979	Tim Brandenburg	7
1980	Tim Brandenburg	4
	Jeff Keener	4
	Jeff Parrett	4
1981	Mark Martin	4
1982	Jeff Parrett	12
1983	Paul Kilgus	5
1984	Paul Kilgus	7
1985	Jay Ray	6
1986	Vince Tyra	7
1987	Tom Deller	6
1988	Vince Tyra	5
1989	Matthew Coleman	7
1990	Larry Luebbers	8
1991	Mark Thompson	5
1992	Rodney Henderson	7
1993	Scott Smith	9
1994	Brian Reed	5
	Troy Trumbo	5
	Curtis Whitney	5
1995	Curtis Whitney	6
1996	Aaron Acuff	5
1997	Scott Downs	8
1998	Jason Chaney	5
1999	Brandon Webb	8
2000	Scott Wade	7

2001	Scott Wade	9
2002	Scott Wade	9
2003	Scott Wade	7
2004	Craig Snipp	8
2005	Andrew Albers	6
2006	Craig Snipp	5
2007	Andrew Albers	5
2008	Andrew Albers	4
	Scott Green	4
2009	Logan Darnell	6
2010	Taylor Rogers	7
2011	Taylor Rogers	7
2012	Taylor Rogers	4
2013	AJ Reed	8
2014	Chandler Shepherd	5
	Andrew Nelson	5
1979	Joe Georger	20
1980	Jeff Keener	16
1981	Jeff Keener	24
1982	Jeff Parrett	22
1983	Jay Ray	16
1984	Chris Carroll	19
1985	Jack Savage	21
1986	Steve Culkar	18
1987	Jon Hudson	21
1988	David Voit	34
1989	Tom Deller	18
1990	Lorhn Frazier	24
1991	Lorhn Frazier	26
1992	Lorhn Frazier	29
1993	Brian Reed	30
1994	Adam Shadburne	28
1995	Adam Milburn	27
1996	Scott Downs	25
1997	Aaron Acuff	23
	Matt Borne	23
1998	Ben Shaffar	25
1999	Josh Paxton	26
2000	Jon Hooker	28
2001	Joe Blanton	22
	Jon Hooker	22
2002	Mark Galvin	22
2003	Kalen Gibson	26
	Matt Scott	26
2004	Matt Scott	32
2005	Brock Baber	27
2006	Matt Robinson	22
2007	James Paxton	25
2008	Andrew Albers	31
2009	Logan Darnell	28
2010	Matt Little	24
2011	Alex Phillips	28
2012	Alex Phillips	30
2013	Walter Wijas	27
2014	Spencer Jack	26
1979	Joe Georger	16
1980	Tim Brandenburg	10
1981	Mark Martin	12
1982	Paul Kilgus	13
	Jeff Parrett	13
1983	Paul Kilgus	12
1984	Jeff Hellman	11
	Jay Ray	11
1985	Jay Ray	12
1986	Vince Tyra	14
1987	Matthew Coleman	13
1988	Doug Sutton	16

1989	Matthew Coleman	14
1990	Rodney Bolton	14
	Larry Luebbers	14
1991	Scott Smith	15
1992	Rodney Henderson	13
	Scott Smith	13
1993	Scott Smith	16
1994	Brian Reed	15
1995	Greg Reid	14
1996	Aaron Acuff	12
	Scott Downs	12
1997	Scott Downs	16
1998	Jason Chaney	14
	Brandon Webb	14
1999	Nathan Kent	18
2000	Scott Wade	18
2001	Rob Corrado	15
	Scott Wade	15
2002	Joe Blanton	14
2003	Scott Wade	16
2004	Seth Stanley	15
2005	Andrew Albers	14
	Kalen Gibson	14
2006	Greg Dombrowski	15
	Craig Snipp	15
	Aaron Tennyson	15
2007	Andrew Albers	15
2008	Greg Dombrowski	15
2009	Chris Rusin	13
	James Paxton	13
2010	Taylor Rogers	14
2011	Alex Meyer	14
2012	Jerad Grundy	16
	Corey Littrell	16
2013	Corey Littrell	14
	AJ Reed	14
	Jerad Grundy	14
2014	AJ Reed	16

1984	Jay Ray	5
1985	Jay Ray	5
1986	Doug Sutton	3
	Vince Tyra	3
1987	Matthew Coleman	4
1988	Doug Sutton	5
1989	Rodney Bolton	6
1990	Rodney Bolton	8
1991	Scott Smith	5
1992	Mark Thompson	4
1993	Scott Smith	6
1994	Brian Reed	2
1995	Curtis Whitney	3
1996	Scott Downs	4
1997	Scott Downs	7
1998	none	
1999	Nathan Kent	7
2000	Brandon Webb	3
2001	Scott Wade	4
2002	Joe Blanton	3
2003	Heath Castle	2
	Scott Wade	2
2004	James Rodriguez	1
	Seth Stanley	1
2005	Andrew Albers	1
	Greg Dombrowski	1
	Aaron Tennyson	1
2006	Greg Dombrowski	3
	Craig Snipp	3
2007	Chris Rusin	2
2008	Chris Rusin	2
2009	Chris Rusin	4
2010	Logan Darnell	1
	Taylor Rogers	1
2011	Alex Meyer	4
2012	none	
2013	none	
2014	AJ Reed	1

1979	Joe Georger	11
1980	Tim Brandenburg	7
1981	Paul Kilgus	3
1982	Paul Kilgus	6
1983	Paul Kilgus	5

1979	Kerry Jolly	4
1980	Jeff Parrett	2
1981	Bob Silvanik	6
1982	Chris Carroll	1
	Jeff Parrett	1





1983	Jay Ray	2	2005	Andrew Albers	80 2/3	1998	Brandon Webb	73	Rodney Henderson	36	
1984	Chris Carroll	2	2006	Craig Snipp	106	1999	Nathan Kent	88	Rodney Henderson	63	
	Jack Savage	2	2007	Chris Rusin	86 1/3	2000	Brandon Webb	68	1992	Mark Thompson	39
1985	Jack Savage	7	2008	Chris Rusin	83 2/3	2001	Rob Corrado	70	1993	Troy Trumbo	45
1986	Darrell Conley	2	2009	Chris Rusin	94 1/3	2002	Scott Wade	76	1994	Brian Reed	46
	David Voit	2	2010	Taylor Rogers	83.0	2003	Scott Wade	78	1995	Greg Reid	56
1987	Steve Culkar	3	2011	Alex Meyer	101.0	2004	Seth Stanley	73	1996	Aaron Acuff	43
	Jon Hudson	3	2012	Corey Littrell	98.2	2005	Kalen Gibson	61	1997	Scott Downs	45
1988	David Voit	7	2013	Corey Littrell	94.1	2006	Aaron Tennyson	59	1998	Matt Borne	40
1989	Tom Deller	4	2014	AJ Reed	112.0	2007	Chris Rusin	58	1999	Ben Shaffar	55
1990	Rodney Bolton	2				2008	Greg Dombrowski	44	2000	Brandon Webb	41
1991	Lorhn Frazier	3				2009	James Paxton	52	2001	Joe Blanton	37
	Brian Reed	3	1979	Joe Georger	95	2010	Taylor Rogers	68	2002	Joe Blanton	37
1992	Lorhn Frazier	7	1980	Jeff Keener	53	2011	Corey Littrell	63	2003	Heath Castle	40
1993	Paul Morse	8		Mark Martin	53	2012	Taylor Rogers	49	2004	Kalen Gibson	38
1994	Paul Morse	5	1981	Mark Martin	83	2013	Jerad Grundy	50	2005	Kalen Gibson	37
1995	Jason Jenkins	2	1982	Jeff Parrett	100	2014	Chandler Shepherd	44	2006	Aaron Tennyson	26
	Adam Milburn	2	1983	Paul Kilgus	64				2007	Chris Rusin	35
	Mike Pozun	2	1984	Jay Ray	74				2008	Clint Tilford	27
	Adam Shadburne	2	1985	Joseph Farmer	90	1979	Tim Brandenburg	44	2009	Alex Meyer	45
	Sam Taylor	2	1986	Vince Tyra	89		Timothy Terry	44	2010	Alex Meyer	36
1996	Adam Shadburne	5	1987	Tom Deller	88	1980	Jeff Keener	29	2011	Alex Meyer	46
1997	Matt Borne	4	1988	Doug Sutton	100	1981	Mark Martin	42	2012	Jerad Grundy	36
1998	David Cheattle	3	1989	Matthew Coleman	104	1982	Jeff Parrett	65	2013	Corey Littrell	35
1999	Breck Price	3	1990	Rodney Bolton	101	1983	Jay Ray	21	2014	AJ Reed	29
2000	Jon Hooker	4	1991	Scott Smith	100	1984	Jeff Hellman	30			
2001	Jon Hooker	5	1992	Scott Smith	104		Paul Kilgus	30			
2002	Casey Gilvin	1	1993	Lorhn Frazier	122	1985	Joseph Farmer	50	1979	Joe Georger	76
	Cory Hahn	1	1994	Brian Reed	105	1986	Vince Tyra	51	1980	Jeff Keener	74
	Craig Snipp	1	1995	Greg Reid	102	1987	Tom Deller	42	1981	Jeff Keener	87
2003	Kalen Gibson	4	1996	Adam Shadburne	94	1988	Doug Sutton	57	1982	Jeff Parrett	70
2004	Matt Scott	2	1997	Scott Downs	114	1989	Matthew Coleman	66	1983	Jay Ray	58
2005	Brock Baber	5	1998	Brandon Webb	95	1990	Larry Luebbers	46	1984	Paul Kilgus	55
2006	Andrew Albers	7	1999	Nathan Kent	139	1991	Rodney Henderson	63	1985	Jay Ray	78
2007	Aaron Lovett	7	2000	Brandon Webb	123	1992	Scott Smith	57	1986	Vince Tyra	60
2008	Andrew Albers	5	2001	Scott Wade	117	1993	Lorhn Frazier	56	1987	Doug Sutton	57
2009	Braden Kapteyn	4	2002	Scott Wade	99	1994	Troy Trumbo	58	1988	Jon Hudson	73
2010	Matt Little	7	2003	Scott Wade	128	1995	Greg Reid	52	1989	Rodney Bolton	85
2011	Mike Kaczmarek	4	2004	Seth Stanley	108	1996	Adam Shadburne	48	1990	Rodney Bolton	121
2012	Trevor Gott	9	2005	Andrew Albers	89	1997	Scott Downs	60	1991	Rodney Henderson	75
2013	Trevor Gott	12		Aaron Tennyson	89	1998	Brandon Webb	65	1992	Rodney Henderson	81
2014			2006	Craig Snipp	125	1999	Nathan Kent	67	1993	Brian Reed	112
			2007	Greg Dombrowski	102	2000	Brandon Webb	57	1994	Brian Reed	113
			2008	Greg Dombrowski	106	2001	Rob Corrado	61	1995	Scott Downs	102
1979	Joe Georger	104	2009	Chris Rusin	95	2002	Scott Wade	54	1996	Scott Downs	92
1980	Jeff Keener	77	2010	Taylor Rogers	108	2003	Scott Wade	55	1997	Scott Downs	99
1981	Mark Martin	78 2/3	2011	Taylor Rogers	97	2004	Seth Stanley	57	1998	Matt Borne	68
1982	Paul Kilgus	89 2/3	2012	Corey Littrell	104	2005	Andrew Albers	47	1999	Nathan Kent	116
1983	Paul Kilgus	75 1/3	2013	AJ Reed	100	2006	Aaron Tennyson	45	2000	Brandon Webb	123
1984	Jay Ray	80	2014	AJ Reed	98	2007	Chris Rusin	47	2001	Cory Hahn	60
1985	Joseph Farmer	80 2/3				2008	Greg Dombrowski	36	2002	Joe Blanton	133
	Jay Ray	80 2/3				2009	James Paxton	51	2003	Scott Wade	63
1986	Vince Tyra	78 1/3	1979	Tim Brandenburg	53	2010	Taylor Rogers	59	2004	Kalen Gibson	61
1987	Matthew Coleman	84 2/3	1980	Jeff Keener	33	2011	Corey Littrell	53		James Rodriguez	61
1988	Doug Sutton	95 1/3	1981	Mark Martin	52	2012	Taylor Rogers	45	2005	Kalen Gibson	43
1989	Rodney Bolton	87	1982	Jeff Parrett	91	2013	Jerad Grundy	45	2006	Craig Snipp	83
1990	Rodney Bolton	111 2/3	1983	Paul Kilgus	35	2014			2007	Chris Rusin	76
1991	Scott Smith	96 1/3	1984	Jeff Hellman	41				2008	Chris Rusin	65
1992	Mark Thompson	90 1/3	1985	Joseph Farmer	61				2009	James Paxton	115
1993	Lorhn Frazier	103 2/3	1986	Vince Tyra	71	1979	Timothy Terry	60	2010	Alex Meyer	63
1994	Brian Reed	104 2/3	1987	Tom Deller	58	1980	Jeff Keener	54	2011	Alex Meyer	110
1995	Greg Reid	83	1988	Doug Sutton	65	1981	Jeff Keener	46	2012	Corey Littrell	87
1996	Adam Shadburne	78 1/3	1989	Matthew Coleman	74	1982	Jeff Parrett	78	2013	Corey Littrell	77
1997	Scott Downs	105 2/3	1990	Larry Luebbers	53	1983	Jeff Parrett	33	2014	AJ Reed	71
1998	Josh Paxton	73	1991	Rodney Henderson	78	1984	Jay Ray	34			
1999	Nathan Kent	126	1992	Scott Smith	72	1985	Joseph Farmer	49			
2000	Brandon Webb	112 2/3	1993	Lorhn Frazier	65	1986	Vince Tyra	43			
2001	Scott Wade	103	1994	Troy Trumbo	74	1987	Matthew Coleman	38			
2002	Joe Blanton	100	1995	Greg Reid	58	1988	Doug Sutton	61			
2003	Scott Wade	89 1/3	1996	Adam Shadburne	57	1989	Matthew Coleman	53			
2004	Kalen Gibson	74 2/3	1997	Scott Downs	71	1990	Rodney Bolton	36			



1. Vince Castaldo, 1988	63
Billy White, 1988	63
Collin Cowgill, 2008	63
Chris Wade, 2008	63
Brian Spear, 2008	63
Sawyer Carroll, 2008	63
Keenan Wiley, 2008	63
Thomas McCarthy, 2012	63
J.T. Riddle, 2012	63
Matt Reid, 2012	63

1. Vince Castaldo, 1988	63
Billy White, 1988	63
Collin Cowgill, 2008	63
Chris Wade, 2008	63
Brian Spear, 2008	63
Thomas McCarthy, 2012	63
J.T. Riddle, 2012	63
Matt Reid, 2012	63
9. Jeff Michael, 1993	62
AJ Reed, 2014	62
Max Kuhn, 2014	62
12. Brad Hindersman, 1993	61
Matt Bragga, 1993	61
Eddie Brooks, 1993	61
Rick Norton, 1991	61
Ryan Strieby, 2006	61
Collin Cowgill, 2006	61

(Min. of two plate appearances per team game)

1. Jeff Abbott, 1994	.445
2. Dom Fucci, 1949	.440
3. Dicky Parsons, 1967	.436
4. Brandt Ely, 1983	.422
5. Sawyer Carroll, 2008	.419
6. Derek Bryant, 1971	.408
7. Paul Blandford, 1996	.403
8. Mike Harris, 1991	.389
9. Darrell Saunders, 1976	.384
10. Josh Loggins, 1998	.380
11. Terry Shumpert, 1987	.376
12. Ryan Wilkes, 2008	.374

1. Chad Green, 1995	263
Austin Cousino, 2014	263
3. Austin Cousino, 2012	260
4. Chad Green, 1996	256
5. Keenan Wiley, 2008	254
6. Andy Green, 1999	244
7. Billy White, 1988	243
8. Andy Green, 2000	242

Thomas McCarthy, 2012	242
9. Matt Bragga, 1993	240
9. Mike Harris, 1991	239
10. Brian Spear, 2008	237
Jay Tedesco, 1995	237
Eddie Brooks, 1993	237
Vince Castaldo, 1988	237

1. Jeff Abbott, 1994	102
2. Sawyer Carroll, 2008	98
3. Mike Harris, 1991	93
4. Chad Green, 1995	92
5. Paul Blandford, 1996	90
6. Andy Green, 2000	89
Josh Loggins, 1998	89
8. Chip Rhea, 1996	86
Brad Hindersman, 1993	86
Vince Castaldo, 1988	86

11. Collin Cowgill, 2008	84
84	
Austin Cousino, 2014	84
13. Matt Bragga, 1994	83
Austin Cousino, 2012	83

1. Collin Cowgill, 2008	80
2. Billy White, 1988	74
3. Chad Green, 1996	70
Jeff Abbott, 1992	70
Mike Harris, 1991	70
6. Sawyer Carroll, 2008	69
7. Jeff Abbott, 1994	68
Jeff Michael, 1993	68
Mike Brown, 2007	68
Max Kuhn, 2014	68
10. Antone DeJesus, 2006	67
11. Andy Green, 2000	66
12. Matt Bragga, 1994	64
Terry Shumpert, 1987	64

1. Vince Castaldo, 1988	27
2. Chris Wade, 2008	24
Jeff Abbott, 1994	24
Mike Botkin, 1982	24
5. Jason Colemire, 1998	23
Sawyer Carroll, 2007	23
7. Sawyer Carroll, 2008	22
Ryan Strieby, 2006	22
9. Mark Murphy, 1998	21
Chip Rhea, 1996	21
11. Shaun Lehmann, 2005	20
Bill Sandry, 1981	20
Austin Cousino, 2012	20
Thomas McCarthy, 2012	20

13. Thomas McCarthy, 2011	19
---------------------------	----

1. Dick Ramsey, 1949	8
2. Chad Green, 1996	7
Marv Foley, 1974	7
Dave Bait, 1971	7
Allen Feldhaus, 1961	7
6. Rick Norton, 1990	6
Chris Estep, 1988	6
Russ Schueler, 1986	6
9. nine players	5

1. John Wilson, 1999	23
Jeff Abbott, 1994	23
AJ Reed, 2014	23
4. Chris Gonzalez, 1994	20
Mike Harris, 1991	20
Rick Norton, 1991	20
Randy Clark, 1984	20
Ryan Strieby, 2006	20
9. Sawyer Carroll, 2008	19
Collin Cowgill, 2008	19
Mitch Knox, 1987	19
12. John Wilson, 2000	18
John Shelby, 2006	18

1. Sawyer Carroll, 2008	83
2. Ryan Strieby, 2006	77
3. Sean Coughlin, 2007	73
AJ Reed, 2014	73
5. Rick Norton, 1991	72
6. John Wilson, 2000	65
7. Jeff Abbott, 1994	64
8. Josh Loggins, 1998	63
9. Chip Rhea, 1996	61
Mitch Knox, 1987	61
Collin Cowgill, 2006	61
12. Collin Cowgill, 2008	60
Clint Arnold, 1986	60

1. Jeff Abbott, 1994	203
2. Sawyer Carroll, 2008	183
3. Mike Harris, 1991	174
4. John Wilson, 1999	170
5. Ryan Strieby, 2006	164
AJ Reed, 2014	164
6. Josh Loggins, 1998	161
Collin Cowgill, 2008	160
8. Chad Green, 1996	155
9. Rick Norton, 1991	154
10. Paul Blandford, 1996	150



11. John Wilson, 2000	149
12. Andy Green, 2000	146

1. Jeff Abbott, 1994	.886
2. Sawyer Carroll, 2008	.782
3. Randy Clark, 1984	.763
4. John Wilson, 1999	.756
5. Allen Feldhaus, 1961	.750
6. AJ Reed, 2014	.735
7. Mike Harris, 1991	.728
8. Mitch Knox, 1987	.720
Lance Ray, 2010	.720
10. Mike Agnich, 1984	.706
11. Ryan Strieby, 2006	.704
12. John Wilson, 2000	.700
13. Josh Loggins, 1998	.688
14. Collin Cowgill, 2008	.687

1. Brian Spear, 2007	53
2. Collin Cowgill, 2008	49
AJ Reed, 2014	49
4. David Cheattle, 1998	48
5. Ryan Strieby, 2006	46
6. Vince Castaldo, 1988	45
7. Sawyer Carroll, 2008	44
Manny Cervantes, 1991	44
Billy White, 1988	44
10. Brian Spear, 2008	43
Paul Blandford, 1995	43
Max Kuhn, 2014	43
13. Mark Murphy, 1997	42
Max Reitz, 1992	42
Jeff Abbott, 1991	42

1. Pookie Jones, 1993	70
2. Chris Estep, 1988	67
3. Chip Rhea, 1996	65
4. Pete Pryor, 1995	63
5. Brian Spear, 2008	62
6. Jay Tedesco, 1995	60
7. Seth Morris, 2000	59
8. Seth Morris, 2002	59
9. Pookie Jones, 1994	57
10. Chad Green, 1995	56
11. Steve Phillips, 1991	54
Seth Morris, 2001	54

(Since 1987)

1. Jeff Abbott, 1992	.533
2. Brian Spear, 2007	.527
3. Blake Feeney, 1990	.516
4. Sawyer Carroll, 2008	.514
5. Jeff Abbott, 1991	.515
6. Mike Harris, 1991	.514
7. Steve Phillips, 1991	.504
8. Mike Harris, 1990	.493

9. Jeff Abbott, 1994	.486
Mike Brown, 2007	.486
11. Collin Cowgill, 2008	.483
12. Jay Tedesco, 1994	.477
13. AJ Reed, 2014	.476
14. Ryan Strieby, 2006	.473

(Since 1987)

1. Jesse Barber, 2004	7
Eddie Brooks, 1993	7
Mark Blythe, 1988	7
Zac Zellers, 2013	7
5. Chris Gonzalez, 1994	6
Ryan Wilkes, 2008	6
Chris Wade, 2008	6
Antone DeJesus, 2006	6
Sawyer Carroll, 2007	6
Cameron Flynn, 2012	6
J.T. Riddle, 2012	6
12. Keenan Wiley, 2010	5
Sawyer Carroll, 2008	5
Collin Cowgill, 2006	5
Michael Bertram, 2006	5
Ryan Wilkes, 2006	5
Jay Tedesco, 1995	5
Jeff Abbott, 1994	5
Jeff Michael, 1992	5
Billy Thompson, 1992	5
Manny Cervantes, 1991	5
Jeff Michael, 1991	5

1. Chris Wade, 2008	20
2. Chris Wade, 2009	16
3. Ryan Wilkes, 2007	13
4. Mike Brown, 2007	12
5. Ryan Wilkes, 2008	11
Todd Young, 1995	11
7. Ryan Wilkes, 2006	10
Chad Wright, 2009	10
Matt Reida, 2012	10
9. Casey Gilvin, 2004	9
Antone DeJesus, 2005	9
Collin Cowgill, 2006	9
Chris McClendon, 2008	9
Keenan Wiley, 2009	9
Matt Reida, 2013	9

1. Chad Green, 1996	56
2. Chad Green, 1995	54
3. Paul Blandford, 1995	36
4. Anthony Morrow, 1990	35
Jimmy Sherrill, 1977	35
6. Chris Bisson, 2010	32
Terry Shumpert, 1987	32
8. Jeff Michael, 1993	28
Terry Shumpert, 1988	28
10. Andy Green, 2000	27

11. Neiko Johnson, 2010	24
Beau Moore, 1999	24
13. Collin Cowgill, 2008	23

1. Chad Green, 1995	70
2. Chad Green, 1996	67
3. Paul Blandford, 1995	49
4. Paul Blandford, 1996	45
5. Chris Bisson, 2010	39
Anthony Morrow, 1990	39
7. Jeff Michael, 1993	34
Terry Shumpert, 1987	34
Terry Shumpert, 1986	34
10. Andy Green, 2000	33
11. John Shelby, 2005	29

(Since 1988)

1. Tyler Howe, 2008	27
2. Zac Zellers, 2012	21
Austin Cousino, 2013	21
4. Antone DeJesus, 2007	20
Taylor Black, 2010	20
6. Braden Kapteyn, 2011	18
Micheal Thomas, 2013	18
Austin Cousino, 2014	18
9. Mike Brown, 2007	16
10. Storm Wilson, 2014	15
11. Ryan Strieby, 2006	14
Keenan Wiley, 2009	14
Chad Wright, 2011	14
AJ Reed, 2014	14
13. Collin Cowgill, 2006	13
Brian Spear, 2007	13
Austin Cousino, 2012	13
16. Pete Pryor, 1995	12
17. Caleb Stewart, 2004	11
Justin Scutchfield, 2004	11
Matt McKinney, 2007	11
Keenan Wiley, 2008	11
Luke Maile, 2012	11
J.T. Riddle, 2012	11
Zac Zellers, 2013	11

(Min. of one inning pitched per game)

1. Jeff Keener, 1981	0.51
2. Ed McCaw, 1975	0.73
3. Glen Dietrich, 1968	1.80
4. Denny Feldhaus, 1968	1.97
5. AJ Reed, 2014	2.09
6. Ed McCaw, 1974	2.38
7. Paul Kilgus, 1983	2.39
8. Dave Voit, 1988	2.48
9. Corey Littrell, 2012	2.74
10. Chandler Shepherd, 2013	2.77
11. Jay Ray, 1983	2.81
12. Greg Dombrowski, 2006	2.83
13. Tim Graven, 1976	2.84





(Min. 45 Innings)

1. Jeff Keener, 1981	13
2. Joe Georger, 1979	12
AJ Reed, 2014	12
4. Matthew Coleman, 1987	10
Greg Dombrowski, 2006	10
6. Corey Littrell, 2012	9
7. 10 players	8

1. Jeff Parrett, 1982	12
2. Scott Wade, 2002	9
Scott Wade, 2001	9
Scott Smith, 1993	9
5. Larry Luebbers, 1990	8
Scott Downs, 1997	8
Brandon Webb, 1999	8
Cory Hahn, 2002	8
Craig Snipp, 2004	8
AJ Reed, 2013	8
10. 15 players	7

(Min. Eight Decisions)

1. Jeff Keener, 1981	.929
2. Joe Georger, 1979	.866
3. AJ Reed, 2014	.857
4. Matthew Coleman, 1987	.833
Greg Dombrowski, 2006	.833
6. David Voit, 1988	.800
Corey Littrell, 2012	.800
8. Lorhn Frazier, 1991	.778
9. Josh Paxton, 1999	.750
Brian Reed, 1993	.750
Doug Sutton, 1987	.750
12. Adam Shadburne, 1996	.727
Doug Sutton, 1988	.727

1. Dave Voit, 1988	34
2. Andrew Albers, 2008	31
Brian Reed, 1993	30
Alex Phillips, 2012	30
4. Lorhn Frazier, 1992	29
5. Adam Shadburne, 1994	28
Paul Morse, 1993	28
Jon Hudson, 1988	28
Jon Hooker, 2000	28
Brock Baber, 2008	28
Logan Darnell, 2009	28
Alex Phillips, 2011	28
Tim Peterson, 2012	28
12. Adam Milburn, 1995	27
Brock Baber, 2005	27
Walter Wijas, 2013	27

1. Nathan Kent, 1999	18
Scott Wade, 2000	18
3. Joe Georger, 1979	16
Doug Sutton, 1988	16
Scott Smith, 1993	16
Scott Downs, 1997	16
Brandon Webb, 1999	16
Brandon Webb, 2000	16
Scott Wade, 2003	16
Corey Littrell, 2012	16
Jerad Grundy, 2012	16
AJ Reed, 2014	16

1. Joe Georger, 1979	11
2. Charlie Loyd, 1961	10
3. Rod Bolton, 1990	8
Tim Brandenburg, 1979	8
Ed McCaw, 1975	8
Ed McCaw, 1974	8
7. Nathan Kent, 1999	7
Scott Downs, 1997	7
Tim Brandenburg, 1980	7
Tim Brandenburg, 1978	7

1. Trevor Gott, 2013	12
2. Trevor Gott, 2012	9
3. Alex Phillips, 2012	8
4. Paul Morse, 1993	8
5. Matt Little, 2010	7
Lorhn Frazier, 1992	7
Dave Voit, 1988	7
Jack Savage, 1985	7
Andrew Albers, 2006	7
Aaron Lovett, 2007	7
11. Brock Baber, 2005	6
Bob Silvanik, 1981	6
13. Adam Shadburn, 1996	5
Paul Morse, 1994	5
Jon Hooker, 2001	5
Andrew Albers, 2008	5

1. Nathan Kent, 1999	126.0
2. Brandon Webb, 2000	112.2
3. AJ Reed, 2014	112.0
4. Rod Bolton, 1990	111.2
5. Craig Snipp, 2006	106.0
6. Scott Downs, 1997	105.2
7. Brian Reed, 1994	104.2
8. Joe Georger, 1979	104.0
9. Lorhn Frazier, 1993	103.2
10. Scott Wade, 2001	103.0
11. Greg Dombrowski, 2006	101.2
12. Alex Meyer, 2011	101.0

1. Jeff Keener, 1981	3.93
2. Jeff Keener, 1980	6.19
3. Timothy Brandenburg, 1980	6.29
4. Dave Voit, 1988	6.61
5. Chris Carroll, 1985	6.94
6. Alex Meyer, 2011	6.95
7. Andrew Albers, 2008	7.19
8. Jack Savage, 1985	7.42
9. Paul Morse, 1993	7.61
10. Paul Kilgus, 1983	7.65
11. Timothy Terry, 1979	7.74
12. Greg Reid, 1993	7.82

1. Jeff Parrett, 1982	78
2. Rodney Henderson, 1991	63
3. Doug Sutton, 1988	61
4. Timothy Terry, 1979	60
5. Greg Reid, 1995	56
Timothy Brandenburg, 1979	56
7. Ben Shaffar, 1999	55
8. Jeff Keener, 1980	54
9. Matthew Coleman, 1989	53
10. Tom Deller, 1988	50

1. Joseph Blanton, 2002	133
2. Brandon Webb, 2000	123
3. Rod Bolton, 1990	121
4. Nathan Kent, 1999	116
5. James Paxton, 2009	115
6. Brian Reed, 1994	113
7. Brian Reed, 1993	112
8. Alex Meyer, 2011	110
9. Chris Rusin, 2009	108
Ben Shaffar, 1999	108
11. Scott Downs, 1995	102
12. Scott Downs, 1997	99
13. Scott Downs, 1996	92

(Since 1987)

1. Brandon Webb, 2000	20
2. Brian Reed, 1994	16
3. Matthew Coleman, 1989	13
4. Mark Michael, 2001	11
Ben Shaffar, 1999	11
Jason Chaney, 1998	11
Brian Reed, 1993	11
Lorhn Frazier, 1993	11
Taylor Rogers, 2012	11
10. seven players	10

4.11.1959, vs. Tennessee (W, 6-2)  
 5.9.1960, vs. Centre (W, 7-0)  
 4.9.1974, vs. Georgia State  
 (W, 3-0)





A large area of the page is filled with horizontal lines, providing space for writing. A solid black rectangular bar is positioned on the right side of the page, partially overlapping the lined area.





1.	22	2012
2.	19	2008
	19	2007
4.	15	2000
5.	13	1992
6.	11	1959-60
7.	10	1996
	10	1990
	10	1986-87
	10	1965
	10	1961
	10	1911
13.	9	five times

1.	16	1955-56
2.	13	1956
	13	1957
4.	12	2002
5.	11	1934-39
6.	9	1992-93
	9	1946-47
8.	8	2004
	8	1998-99
	8	1990
	8	1925

1.	124	1997-99
2.	105	2003-05
3.	94	1993-95
	94	1958-62
5.	85	1903-08
6.	74	1995-96
7.	64	1983-84
8.	56	1978-80
	56	1989-90

1.	Eastern Kentucky	1978	30
2.	Tennessee-Martin	2007	27
3.	Marshall	4/9/1996	26
4.	Cincinnati	3/24/1983	25
5.	Vanderbilt	5/2/1993	24
	Southern Illinois	4/14/1992	24
	Centre	4/10/1965	24
	Transylvania	4/26/1960	24
	Xavier	5/16/1939	24
10.	Tennessee Tech	4/4/2001	23
	Morehead State	4/6/1984	23
	Eastern Kentucky	1977	23

1.	Tennessee-Martin	3/10/2007	27 (27-0)
2.	Cincinnati	3/24/1983	25 (25-0)
3.	Centre	4/10/1965	24 (24-0)
4.	Tennessee Tech	4/4/2001	21 (23-2)
	Marshall	4/9/1996	21 (26-5)
	Transylvania	4/26/1960	21 (24-3)
	Eastern Normal	5/12/1928	21 (21-0)
8.	Georgia State	3/16/1971	20 (22-2)
	Cincinnati	3/30/1907	20 (22-2)
10.	Eastern Kentucky	1978	19 (30-11)
	Georgetown Coll.	4/27/1946	19 (19-0)
	Georgetown Coll.	5/13/1912	19 (22-3)

Average	.321	1988
At bats	2193	2014
Runs	510	2008
Hits	687	1988
Doubles	152	2008
Triples	22	2007
Home runs	110	1994
RBI	461	2008
Total bases	1129	1994
Slugging pct.	.549	1994
Walks	337	2006
Hit by pitch	109	2014
Strikeouts	490	1995
On-base pct.	.444	1991
Sacrifice flies	38	2008
Sacrifice hits	75	2008
Stolen bases	142	1996
Steal attempts	199	1996
Earned-run avg.	3.37	1983
Complete games	20	1979
Shutouts	5	2000
	5	1979
Saves	22	2012
Innings pitched	570	2012
Hits Allowed	299	1983
Runs Allowed	163	1983
Earned Runs	124	1983
Walks	140	2006
Strikeouts	523	2009
Doubles	73	2006
Triples	4	2007
Home runs	31	2006
Batting avg. against	.260	85/12
Wild pitches	26	2005
Hit batsmen	34	1988
Balks	0	1995
Putouts	1710	2012
Assists	797	2006
Errors	60	1980
Fielding pct.	.976	2012





1990	Rod Bolton, P
1990	Darin Rieman, 2B
1991	Manny Cervantes, DH
1992	Jeff Abbott, CF
1992	Brad Hindersman, DH
1993	Eddie Brooks, 2B
1993	Billy Thompson, C
1995	Chad Green, OF
1999	John Wilson, C
2000	John Wilson, C
2005	John Shelby, 2B
2006	Sean Coughlin, C
2006	John Shelby, 2B
2009	Chris Bisson, 2B
2009	Chris Wade, SS
2010	Chris Bisson, 2B
2011	Alex Meyer, SP
2011	Chad Wright, OF
2012	Austin Cousino, OF
2012	Corey Littrell, SP
2012	Luke Maile, C
2014	Max Kuhn, 3B

1961	Dickie Parsons, SS
1961	Allen Feldhaus, C
1961	Charlie Loyd, P
1963	Cotton Nash, 1B
1964	Jim Monin, UT
1964	Steve Calloway, P
1965	Randy Embry, 3B
1965	Jim Monin, SS
1965	Pete Fritsch, C
1965	Kenny Lewis, P
1966	Pete Fritsch, C
1967	Ron Hicks, C
1968	Rick Anderson, UT
1970	Steve Tingle, 3B
1971	Derek Bryant, OF
1971	Dave Bait, OF
1972	Derek Bryant, OF
1972	Jim Lett, 3B
1972	Roger Webb, UT
1973	Derek Bryant, OF
1973	Marvis Foley, 1B
1973	Sonny Denniston, 2B
1973	Gerald Belcher, OF
1974	Marvis Foley, C
1974	Sonny Denniston, 2B
1974	Gerald Belcher, OF
1975	Marvis Foley, C
1975	LeRoy Robbins, 1B
1975	Ed McCaw, P
1976	LeRoy Robbins, DH
1976	Darrell Saunders, OF
1976	Billy Fouch, OF
1976	John Koenen, C
1976	Tim Graven, P
1977	LeRoy Robbins, DH

1977	Jim Sherrill, OF
1977	Steve Pewitt, P
1978	Mike Moore, DH
1979	Steve Roberts, UT
1979	Joe Georger, P
1979	Chuck Long, 2B
1980	Danny Pototsky, 2B
1980	Jeff Keener, P
1980	Greg Ryle, C
1981	Jeff Keener, P
1981	Bill Sandry, 1B
1981	Jeff Shartzler, 3B
1981	Mike Botkin, OF
1982	Mike Botkin, OF
1983	Brandt Ely, UT
1983	Jay Ray, P
1984	Randy Clark, 1B
1984	Mike Agnich, OF
1984	Dan Sehlhorst, C
1985	Randy Clark, 1B

2005	Antone DeJesus, OF
2005	Ryan Wilkes, 2B
2012	Austin Cousino, OF
2012	AJ Reed, DH
2012	AJ Reed, 1B
2013	
2013	
2014	

1981	Danny Pototsky, 2B
1981	Mike Botkin, OF
1981	Greg Ryle, C
1981	Jeff Keener, P (MVP)
1987	Terry Shumpert, 2B
1988	Vince Castaldo, 2B
1988	Darin Rieman, 3B
1996	Chad Green, OF
1996	Travis Hayes, 3B
2008	Sawyer Carroll, OF
2008	Chris McClendon, 3B
2012	Thomas McCarthy, 3B

1993	Matt Bragga, OF
1993	Brad Hindersman, DH
1993	Jeff Michael, SS
1993	Tom Thaemert, OF
1994	Jeff Abbott, OF
1995	Chad Green, OF
1995	Todd Young, C

2008	Ryan Wilkes, 2B
2012	Corey Littrell, SP

2013	Austin Cousino, OF
2014	Austin Cousino, OF
2002	Joe Blanton, P
2005	John Shelby, 2B
2006	Sean Coughlin, C
2006	Ryan Strieby, 1B
2006	John Shelby, 2B
2006	Collin Cowgill, OF
2006	Greg Dombrowski, P
2007	Sean Coughlin, C
2008	Sawyer Carroll, OF
2008	Collin Cowgill, OF
2008	Ryan Wilkes, 2B
2014	AJ Reed, DH
2014	Max Kuhn, 3B

1996	Chad Green, OF
1999	John Wilson, C
2005	John Cohen, Asst. Coach
2012	Austin Cousino, OF
2013	Austin Cousino, OF
2015	Gary Henderson, Asst. Coach

1976	LeRoy Robbins, DH
2000	Andy Green, 2B

1976	Darrell Saunders, OF
1977	LeRoy Robbins, OF

1989	Mark Blythe, OF
------	-----------------

2006	Collin Cowgill
2008	Collin Cowgill
2014	Austin Cousino

1974	Sonny Denniston
1975	Ed McCaw
1976	Ed McCaw
1976	Randy Gipson
1976	Jimmy Shefrill
1976	Billy Fouch
1976	Darrell Saunders
1976	LeRoy Robbins
1976	Steve Pewitt
1977	Randy Gipson
1977	LeRoy Robbins

1977	Steve Pewitt
1979	Randy Gipson
1979	Chuck Long
1979	Jim Leopold
1979	Steve Vogel
1980	Tom Hatfield
1980	James Leopold
1980	Steve Vogel
1980	Jeff Keener
1981	Jeff Shartzler
1981	Tom Hatfield
1981	Jeff Keener
1982	Bill Barker
1983	Ken Jackson

1984	Chris Carroll
	Tim Feger
	Dan Whelan
1986	Mark Blythe
	Scott Weakley
	Alan Yankey
1987	Mark Blythe
1988	Mark Blythe
	Jim Dill
	Roger Gum
	John Hampton
	Billy White
	Bruce Wise

1989	Mark Blythe
	Jim Dill
	Roger Gum
	John Hampton
	Joe Welch
	Billy White
	Bruce Wise

1990	Paul Corum
	Mike Harris
	Darin Rieman
	Tom Robeson

1991	Paul Corum
	Blake Feeney
	Tom Froning

1992	Paul Corum
	Mark Etter
	Tom Froning
	Greg Mercer
	Jeff Norman
	Max Reitz
	Steve Zongor

1993	Mark Etter
	Andy McCord
	Billy Thompson

1994	Matt Bowles
	Mark Etter
	Brad Hindersman
	Andy McCord
	Brian Reed

1995	Andy McCord
	Janak Talwaker
	Greg Reid



	Aaron Acuff
1996	Janak Talwalkar
	Aaron Acuff
1997	Aaron Acuff
	Greg Reid
	Janak Talwalkar
1998	Andy Green
	Jeff Meade
	Josh Paxton
	Justin Sanders
1999	Will Crumbaugh
	Andy Green
	Patrick Mahan
	Jeff Meade
	Josh Owens
	Josh Paxton
	Justin Sanders
2000	Andy Green
	Austin Madison
	Jeff Meade
	Josh Paxton
	Jason Wolfe
2001	Andy Green
	Jeff Meade
	Jason Wolfe
	Austin Madison
	Michael Paxton
2002	John Gooch
	Vincent Harrison
	Austin Madison
	Lance McKinster
	Seth Morris
	Brad Pickrell
2003	Mark Fritts
	Mark Galvin
	Andrew Levenson
	Brad Pickrell
	Gordon Tyler
	Michael Wade
	Dave Waespe
2004	Matt Fritts
	Mark Galvin
	Kalen Gibson
	Casey Gilvin
	Adam Kunkel
	Robert Levenson
	James Rose
	Craig Snipp
	Seth Stanley
2005	Brock Baber
	Steve Deaton
	Matt Fritts
	Kalen Gibson
	Billy Grace
	Adam Revelette
	Matt Robinson
	J.B. Schmidt
2006	Andrew Albers
	Mike Brown
	Collin Cowgill
	Greg Dombrowski
	Troy Ragle
	Adam Revelette
	Matt Robinson
	Tommy Warner

2007	Andrew Albers
	Brock Baber
	Sean Coughlin
	Collin Cowgill
	Antone DeJesus
	Greg Dombrowski
	Tyler Howe
	Marcus Nidiffer
	Anthony Oltrando
	Troy Ragle
	Dan Reale
	Brian Spear
	Tommy Warner
	Brock Wright
2008	Andrew Albers
	Brock Baber
	Kevin Bishop
	Sawyer Carroll
	Collin Cowgill
	Greg Dombrowski
	Tyler Howe
	Jonathan Huff
	Chris McClendon
	Marcus Nidiffer
	James Paxton
	Brian Spear
	Brian Suerdick
	Clint Tilford
	Tommy Warner
	Brock Wright
	Jesse Yano
2009	T.J. Daugherty
	Jonathan Huff
	Mike Kaczmarek
	James Paxton
	Clint Tilford
	Chris Wade
2010	Taylor Black
	Sean Bouthilette
	Andy Burns
	T.J. Daugherty
	Cory Farris
	Chase Greene
	Kyle Jackson
	Mike Kaczmarek
	Braden Kapteyn
	Alex Meyer
	Marcus Nidiffer
	Keenan Wiley
	Chad Wright
2011	Brian Adams
	T.J. Daugherty
	Braden Kapteyn
	Mike Kaczmarek
	Sam Kidd
	Luke Maile
	Thomas McCarthy
	Alex Meyer
	Alex Phillips
	Micheal Thomas
	Tyler Townsend
	Chad Wright
2012	Tyler Dunaway
	Cameron Flynn
	Chris Garrison


	Trevor Gott
	Jerad Grundy
	Luke Maile
	Thomas McCarthy
	Tyler Raymond
	Matt Reid
	Walter Wijas
	Lucas Witt
2013	Thomas Bernal
	Austin Cousino
	Jerad Grundy
	Max Kuhn
	Corey Littrell
	Sam Mahar
	Taylor Martin
	Paul McConkey
	A.J. Reed
	Matt Reid
	Jacob Russell
	Zach Strecker
	Micheal Thomas
	Lucas Witt
2014	Zach Arnold
	Kyle Barrett
	Bryce Bastein
	Thomas Bernal
	Kyle Cody
	Ryne Combs
	Austin Cousino
	Dominic D'Souza
	Greg Fettes
	Dorian Hairston
	Spencer Jack
	Max Kuhn
	Sam Mahar
	Taylor Martin
	Andrew Nelson
	AJ Reed
	Matt Reid
	Zach Strecker
	Storm Wilson

2005	Andrew Albers
	Collin Cowgill
	Greg Dombrowski
	Tommy Warner
2006	Marcus Nidiffer
	Timmy Wimsatt
2007	James Paxton
	Michael Seaborn
	Clint Tilford
2008	Scott Davis
2009	Sean Bouthilette
	Andy Burns
	Chase Greene
	Braden Kapteyn
	Alex Meyer
	Michael Williams
	Chad Wright
2010	Jon Carlson
	Jordan Cooper
	Sam Kidd
	Luke Maile
	Walter Wijas
2011	Dallen Reber
	Matt Reid
	Lucas Witt
2012	Cole Evans
	Max Kuhn
	A.J. Reed
2013	Kyle Barrett
	Kyle Cody
	Ryne Combs
	Dylan Dwyer
	Dorian Hairston
	Casey Schroeder
	Zack Storm
2014	Zack Brown
	Marcus Carson
	Connor Heady
	JaVon Shelby
	Robert Zeigler











A vertical blue sidebar on the right side of the page. It features a solid blue background with horizontal white lines, resembling a writing area. At the bottom of this sidebar is a color photograph of a man wearing a white 'Kentucky' baseball uniform and a dark cap with a blue 'K' on it. He is smiling and looking towards the camera.







Blank writing area with a solid black header bar at the top and a horizontal line at the bottom.




Blank writing area with a solid black header bar at the top and a horizontal line at the bottom.



Blank writing area with a solid black header bar at the top and a horizontal line at the bottom.




Blank writing area with a solid black header bar at the top and a horizontal line at the bottom.



Blank writing area with a solid black header bar at the top and a horizontal line at the bottom.



Blank writing area with a solid black header bar at the top and a horizontal line at the bottom.



Blank writing area with a solid black header bar at the top and a horizontal line at the bottom.






Blank writing area for the first player, consisting of a solid black header bar at the top and several horizontal lines below it.



Blank writing area for the second player, consisting of a solid black header bar at the top and many horizontal lines below it.



Blank writing area for the third player, consisting of a solid black header bar at the top and many horizontal lines below it.



Blank writing area for the fourth player, consisting of a solid black header bar at the top and several horizontal lines below it.



Blank writing area for the fifth player, consisting of a solid black header bar at the top and several horizontal lines below it.






Blank lined writing area with a solid black header bar.

Blank lined writing area with a solid black header bar.




Blank lined writing area with a solid black header bar.

Blank lined writing area with a solid black header bar.



Blank lined writing area with a solid black header bar.



Blank lined writing area with a solid black header bar.





Blank writing area with a thick black header bar at the top and three horizontal lines below it.



Blank writing area with a thick black header bar at the top and three horizontal lines below it.



Blank writing area with a thick black header bar at the top and three horizontal lines below it.



Blank writing area with a thick black header bar at the top and ten horizontal lines below it.



Blank writing area with a thick black header bar at the top and three horizontal lines below it.



Blank writing area with a thick black header bar at the top and three horizontal lines below it.



Blank writing area with a solid black header bar and horizontal lines.



Blank writing area with a solid black header bar and horizontal lines.



Blank writing area with a solid black header bar and horizontal lines.



Blank writing area with a solid black header bar and horizontal lines.



Blank writing area with a solid black header bar and horizontal lines.





Jeff Abbott	1991-94
Wayne Able	1983-84
Aaron Acuff	1994-97
Brian Adams	2010-12
William Adams	1967
Adrian Adkins	1990
Mike Agnich	1983-84
Andrew Albers	2005-08
Marvin Akers	1942
Charles Alberts	1924-26
W.O. Alden	1906-08
Donald Alexander	1985
Todd Allen	1989
Willie Allen	1947
Ed Allin	1947
Charles Anderson	1952-54
Mayo Anderson	1926-27
Richard Anderson	1966-68
Tim Anderson	1980-83
R. Archdeacon	1905
Jeff Archer	2002-04
Zach Archer	2003-04
Clint Arnold	1983-86
Zach Arnold	2013-14
R.R. Arnold	1923
R. Van Arsdale	1923
Jay Atkerson	1957
A. Stewart Augustus	1930-31
Brock Baber	2005-08
L.E. Bach	1926-27
Stanley Baer	1906-07
Joey Bailey	1967
Roy Bailey	1987-89
David Bair	1970-71
James Baker	1975-76
Thomas Ballantine	1925
Mark Ballenger	1981-82
Thomas Bannon	1970-72
Jesse Barber	2002-05
Joseph Barber	1960-61
Bill Barker	1979-82
Clifford Barker	1947-48

Kyle Barrett	2013
J.D. Barnes	1930-31
James Baskett	1946-47
D. Baugh	1921
Bryce Bastien	2014
Harry Baustien	1977
Chad Bazzell	1993-95
Jerry Beam	1921
Thomas Bernal	2012-13
Stanley Baer	1905
Kenneth Beard	1959-60
Ralph Beard	1947-48
Gerald Belcher	1973-74
Scott Belding	1985-86
Andy Bendix	1996-98
Bob Bennett	1955
Thomas Bernal	2012-14
Leo Bernat	1974
Michael Bertram	2003-06
Ron Bertsch	1959-60
Bill Bibb	1954
Jim Biggerstaff	1956
Eric Bishop	1996-97
O. Bishop	1905
Kevin Bishop	2008
Chris Bisson	2008-10
Taylor Black	2010-11
William Black	1940, 1942
Doug Blair	1955
Rob Bland	2003-04
Paul Blandford	1995-96
Joseph Blanton	2000-02
B.B. Blasingame	1927
Dale Blythe	1955
Mark Blythe	1986-89
Bruce Boebler	1942
Jeff Boehm	2012-13
Rodney Bolton	1989-90
Matt Borne	1995-98
Mike Botkin	1979-82
Sean Bouthilette	2009-10
Frank Bower	1942
Matt Bowles	1992-94
John Bowling	1971-74
Shane Boyd	2001, 2004
Junior Braddy	1991

Bradford	1903
Matt Bragga	1991-94
Timothy Brandenburg	1977, 1979-80
Ben Bransom	1974
Mike Breyman	2003-04
Andrew Bryant	2013
Smith Broadbent	1934
Caleb Brock	2001-03
Eddie Brooks	1992-94
A. Brown	1920
Frank Brown	1957
O. Brown	1921-22
Colby Brown	2007
Mike Brown	2006-07
Zack Brown	2014
Derek Bryant	1970-73
Robert Buchanan	1985-88
Chad Buckman	1995
Justin Bunch	1995-98
John Burnett	1950
J.S. Burnham	1920
Lawrence S. Burnham	1922-23
Andy Burns	2009-10
Burns	1911
Burruss	1910-11
Steven Bush	1973-75
Bustin	1918
Gary Buttermann	1946-47

Steve Cain	1972-73
G.C. Caldwell, Jr.	1940
Kevin Caldwell	2005
Steven Callaway	1964
Gerry Calvert	1954, 1956
Joe Cambion	1918
Jared Camp	1994
Rick Campbell	1982-85
William Campbell	2009
Bill Carder	1959-61
W.E. Carnes	1931
Wilce B. Carnes	1939-40
Chris Carroll	1982-85
Dan Carroll	1983
Sawyer Carroll	2007-08
Neil Carstens	1975
Marcus Carson	2014
E.D. Carver	1905
Steve Casey	1990-92
Charles Casper	1963-65
Vince Castaldo	1988, 1990
Heath Castle	2003
S.E. Caudill	1907-10
Manny Cervantes	1991
William Chambers	1946
Chanalls	1925
Dan Chandler	1956
Jason Chaney	1998-99
David Allen Chapman	1962
Steve Chappell	1972-73





David Cheattle	1995-98
Charles Chism	1958
Randall Clark	1984-85
Steven Clark	1989-91
Frank Clegg	1948, 1950
Mark Clifford	1976
Kyle Cody	2013-14
J.L. Cole	1927
Matthew Coleman	1986-89
Jason Colemire	1995-98
Chris Combs	1993-94
Ryne Combs	2013-14
Darrell Conley	1986
George Larry Conley	1965
Mickey Conner	1958-60
Keith Conrad	1989-90
Halton Cook	1908
Jordan Cooper	2010-11
Paul Cooper	1920-21
Rob Corrado	2000-02
Paul Corum	1954-55
Paul Corum	1990-92
Timothy Costello	1976
Sean Coughlin	2006-07
Austin Cousino	2012-14
Collin Cowgill	2005-06, 08
Randall Cox	1966-68
Tyler Cox	2013
Hugh Coy	1953-54
John Crabtree, Jr.	1975-77
Ben Crain	1959
Karl Norman Crandall	1963
David Cravens	1967-69
H.R. Creal	1908-11
John Crigler	1956
Lysle Croft	1924-26
John Crosthwaite	1946, 1948-49
John S. Crosthwaite	1908
William Crouch	1926-27
Tom Crowe	1972

William Crumbaugh	1968-70
Steve Culkar	1986-87
Albert Cummins	1947
Jay Cummins	1947-49
Josh Cummins	1950
Jess Curry	1953
Phil Cutchin	1941-42
Louie Dampier	1965
H.B. Darling	1903-04
Franco Datillo	1997
Logan Darnell	2008-10
T.J. Daugherty	2010-11
Emory Davies	2002
Joe Dawson	1957-59
James Day	1952-55
Forrest Dean	1973
Steve Deaton	2003-06
Henry Degener, Jr.	1966-67
Antone DeJesus	2005-07
Tom Deller	1986-89
John DeMoisey	1934
Dempsey	1918
Sonny Denniston	1973
Frank Derrick	1925
Joe Devine	2010
Zach Dials	2006
Glen Dietrich	1968-70
Jim Dill	1989
R.R. Dimwiddie	1924
Jim Dixon	1988
Steve Dixon	1988
Mike Dolan	1952
A.L. Donan	1905-07
Thomas Dornbrook	1977
Greg Dombrowski	2005-08
Dad Downing	1918
Darney Downing	1918
Scott Downs	1995-97

Patrick L. Doyle	1962
Spencer Drake	2012
R. Duffy	1903
Tyler Dunaway	2012
Scott Duncan	1958
Jeff Dunn	1930
Richard Durbin	1970-71
Michael Durcan	1964-66
Hunter Durham	1960
Dutch	1910
Dylan Dwyer	2013-14

Robert Eanes	1958
James Eckstein	1974-75
Aaron Edwards	2003-04
Jeff C. Elgin	1907
Lincoln R. Ellington	1939-40
Tom Elliot	1973
C.B. Ellis	1908-11
Thad Elmore	1989-92
Brandt Ely	1982-84
Morgan Embry	2001
Randy Brown Embry	1963-65
Engle	1910
E.E. Ericson	1926-27
Chad Estep	1992-93
Chris Estep	1986-88
Mark Etter	1991-94
Bill Evans	1995

Cory Farris	2009-10
Nelson Faris	1966
Joseph Farmer	1982-85
Mark Farrell	1977
Robert Daniel Farrell	1962-63
Blake Feeney	1990-91
Tim Feger	1983-84
Allen Feldhaus	1960-62
Dennis Feldhaus	1967-69
Bryan Felkel	2001-02
Daniel Felltrop	1983-85
Duran Ferguson	2007
W.W. Ferrell	1931
Mike Ferris	2002
Greg Fettes	2013-14
Charles Fightmaster	1954
Matt Fisher	1990-92
W. Fleahman	1922
Cameron Flynn	2012
Robert Flynn	1955
Robert Flynn	1970
Marvis Foley	1972-75
Roy Ford	1979
Steve Ford	1972
Billy Fouch	1973-76
James Franceway	1927
Glenn Franck	1958
Jerry Frantz	1973-76
Lorhn Frazier	1990-93
Troy Frazier	2008-09





Melvin French	1939
Peter Fritsch	1964-65
William Fritsch	1966
Matt Fritts	2001-03, 2005
Edward Fritz	1939-41
Tom Froning	1990-92
Dominic Fucci	1948-51
Richard Fuller	1934
William Gabbert	1934
Mark Galvin	2001-04
William Gardner	1946
Chris Garrison	2012
Carlton Gaynor	1987
R. Geary	1903-04
Ronald Geary	1967-69
T. Geary	1903-04
Peter Gemmill	1975
Joe Georger	1979
Robert Gibbs, Jr.	1963-65
Brian Gibson	1991-92
Kalen Gibson	2003-05
Elmer Gilb	1927
Gilcen	1910
J.B. Giltner	1908-11
Casey Gilvin	2003-04
Randy Gipson	1976-79
Gunner Glad	2009-10
Goldnamer	1907
Chris Gonzalez	1993-94
Joel Gooch	2001
Sidney Goodman	1926
Larry Gossett	1969-70
Kevin Gothard	1982-85
Trevor Gott	2011-13
Tommy Gower	1970
Billy Grace	2004-07
W.H. Grady	1903-04
Spencer Graeter	2001-04
Charles Graham	1922
Dave Graham	1941
Timothy Graven	1973, 1975-76
Kenneth Reed Gravett	1963
Ray Graviss	1941
Kenneth Gravitt	1965
Phil Grawmeyer	1953-54, 1956-57
Andy Green	1997-2000
Chad Green	1994-96
Scott Green	2005, 2007-08
Gus Green	1942
Chase Greene	2009-10
Ed Gregg	1921
Turner W. Gregg	1923, 1925
Gregg	1918
Larry Benton Griffin	1962-63
Pete Grigsby	1954
Tom Grubbs	1920
Robert John Grudenski	1963
Jerad Grundy	2012-13
Harold Gruner	1952
C.H. Guillon	1903

Roger Gum	1988-89
Knight Gunthrie	1918
Dan Haas	1955
Danny Haas	1995
Bill Hacker	1997-98
Dick Hagan	1918
Cory Hahn	2001-02
Dorian Hairston	2013-14
Thompson Haley	1934
Alex Hall	1918
Jimmy Hall	1972-73
Navarro Hall	2009-10
Allen Hamilton	1948-51
Canter Hamilton	1952
Steve Hamilton	1985-86
Randal Hammer	1942
Herbert Hammond	1974-75
John Hampton	1988-89
Bruce Hanson	1975
Michael Harding	1980-81
Jim Harper	1953
Carson Harreld	1965
Mike Harris	1989-91
West Harris	2003
Vince Harrison	1999-2001
Rich Hart	1980
Brian Hastings	2005-06
Robert Hatchett	1947, 1949-50
Tom Hatfield	1979-81
Travis Hayes	1996
Elmo Curtis Head, Jr.	1963
Connor Heady	2014
J.G. Heber	1920
Jeff Hellman	1982-85
Bill Helton	1956
David Hench	1980
Rodney Henderson	1990-92
Robert Henne	1948
James Henry	1924-25
Omar Henry	1996
Tyler Henry	2007-09
Bob Herbert	1941
William Lamar Herrin	1962-63
Steven Heurman	1974-77
Greg Hewitt	1992
George Hicks	1958
Ronald Hicks	1967-68
William Hiezer III	1967
Kenny Hill	1956
Louis E. Hillenmeyer	1905-07
W.W. Hillenmeyer	1908-11
Brad Hindersman	1991-94
Walter Hirsch	1948-51
Steven Hoagland	2012
O.R. Hogue	1931
Kent Hollingsworth	1947-50
Bryon Holloway	1986
W. Holten	1905
Jon Hooker	1998-2001
Kyle Hooker	1999

Michael Horn	1971
Jordan Horne, Jr.	1963-65
William Hornhorst	1934
James Host	1957-59
Billy Don House	1952-53
Marion Howard	1972-74
Michael Howard	1972-75
R.C. Howard	1930
Mike Howell	1959-60
Coleman Howlett	1964-66
Tyler Howe	2007-08
Mark Hredzak	1977-80
John Huber	1961
Jon Hudson	1987-88
Jonathan Huff	2008-09
Thomas Huey	1955
C.T. Hughes	1925
Lowell Hughes	1958
Herbert Hunt	1952-54
Jack Hutchinson	1971-72
William Hutchinson	1964
Mike Ickowski	1979
Chad Imel	1993
Spencer Jack	2014
Kenneth Jackson	1982-85
Kyle Jackson	2010
Jason Jenkins	1992, 1995
Naill Joe	2003
Ellis Johnson	1931
Neiko Johnson	2008-11
Marshall Johnson	1934
Phil Johnson	1956
Ryan Johnson	1995
J.E.C. Johnson	1910
Kerry Jolly	1977, 1979
Harry Jones	1951-53
Larry Jones	1951-53
Otis Jones	1921-22
Pookie Jones	1992-94
Vernon Jones	1946
Wallace Jones	1947-48
Alex Jordan	2005
Mike Kaczmarek	2008-11
Braden Kapteyn	2009-11
Roger Keeling	1982
Jeff Keener	1980-81
Charles Keller	1951-52
Owen Kelley	1923
William Kelley	1930-31
John Kellogg	1930
Stafford W. Kelly	1940
W.P. Kemper	1906
Ronald Kennett	1963-65
Nathan Kent	1997-99
Nick Kennedy	2009-11
Kevin Keown	1995-96



Doug Kidd	1973-74
Sam Kidd	2010-11
Paul Kilgus	1981-84
William King	1922, 1924
Kipping	1903
Jason Kipnis	2007
E. Kirk	1906
Robert D. Kittel	1960-62
Dennis Knoll	1980
Mitch Knox	1986-87
Scott Knox	1983-84
Steve Kochin	1956
John Koenen	1974-76
Kohn	1918
Lary Korn	1976
Spencer Korus	2008-09
John Kostrezewa	1991
John Kotmel	1980
Melvin Kouns	1957-58
E.R. Kruger	1930-31
John Kuester	1984-85
Charles Kuhn	1942
David Kuhn	1955
Max Kuhn	2012-14
Gary Kula	1976-79
Steve Kundick	1983-84
Jake Kungl	2003-04
Adam Kunkel	2004
John Kurachik	1941-42
Les Lambert	1957
Al Lardo	1989-91
Tevis Laudeman	1947
Jim Law	1987-88
Doug Lawhorn	1953-56
Steve Lawson	1984-85
L.H. Layman	1927
Ken Lehkamp	1955-56
Shaun Lehmann	2005-06
Donald Lenhof	1976-77
Donald Lentz	1969-71
Jim Leopold	1978-81
Bill Leskovar	1949
James Lett	1971-73
Andrew Levenson	2003-04

Clarence Lewis	1967, 1969
Ernie Lewis	1974
James Lewis	1970-71
Kenneth Lewis	1963-65
Lavon Lewis	1956-57
Jim Leyritz	1985
Nate Linder	1998-99
Stanley Line	1969-70
Bob Linkner	1959-60
Matt Little	2010
Corey Littrell	2011-13
Bill Livings	1956
Josh Loggins	1997-98
Charles Long	1976-79
Norman Longworth	1955
Darrell Lorance	1946
George Lord	1970-71
Greg Lord	1973
Doc Losley	1918
Jon Love	2001
Aaron Lovett	2007-08
J.P. Lowen	2005
Charles Loyd	1960-61
Larry Luebbers	1989-90
Tim Luginbuhl	1981-82
Al MacLeod	1949-51
Luke Maile	2010-12
Sam Mahar	2012, 2014
Taylor Martin	2012, 2014
Paul S. McBrayer	1930-31
Thomas McCarthy	2011-12
Ed McCaw	1972-74
James McCaw	1975
Else McClelland	1918
Chris McClendon	2008-09
Andy McCord	1993-95
G. McCormick	1923
Paul McConkey	2011-13
Gary McCreary	1954-55
William McCubbin	1940-41
Erik McDonald	1988
Mike McDonald	1978
Bob McDowell	1954
O. McDowell	1905-06

W.F. McGary	1927
Aaron McGlone	1997-2000
Taylor McInnis	1999-2001
McKinney	1921
L.W. McMurray	1930-31
Austin Madison	1998-2001
Patrick Mahan	1997-2000
Mark Mangione	1982
John Marshall	1986-88
William Marshall	1970-71
Jack Marston	1955
Charles Martin	1939-40
James Martin	1963-65
Mark Martin	1980-81
Rodney Martin	1984-85
James Mathewson	1940-42
J.E. Matthews	1903
Harvey Mattingly	1934
Harold Mauck	1976-77
Kevin Mauck	1978
K.E. Mauser	1930
Johnny Mayes	1949
Matt McKinney	2006-07
Jeff Meade	1997-2000
Giles Meadors	1910-11
H. Meguiar	1920
Greg Mercer	1991-92
Alex Meyer	2009-11
T.H. Meyer	1940
Robert Meyers	1961-62
Jeff Michael	1990-93
Mark Michael	2000-01
Ray Mignerey	1948-49
Adam Milburn	1995-96
Kenny Miller	1996-97
Reed Miller	1923-26
Miller	1910
Misrach	1918
James Mitchell	1969
James Monin	1964-65
Edwin Monroe	1960-62
J.C. Montgomery	1905
Beau Moore	1998-2001
Michael Moore	1975-77
Mike Moore	1978
Jim Morris	1954, 1956-57
Seth Morris	2000-02
Anthony Morrow	1989-90
Paul Morse	1993-94
Doug Moseley	1950
Noah Mullins	1941
Anthony Murphy	1970
James Murphy	1985-86
John Murphy	1930-31
Mark Murphy	1995-98
Al Muth	1918-21
Andy Myette	2004



Joe Nail	2003-04
Kenneth Nally	1966
Louis Nally	1965-65



Charles Nash	1962-64	Rex E. Ratcliffe	1963	Perrin Rule	1905-07
Noland Navarre	1939-41	Allen V. Rathbourne	1940-41	T.G. Runberger	1927
Robert Nayle	1957-58	Jason Ratliff	1995-97	Russ Rutherford	2002-03
Andrew Nelson	2014	Lance Ray	2010	Terry Ryan	1981-84
Eugene Neff	1952	David Ray	1988	Greg Ryle	1980-81
Bobby Newsome	1960-61	Jay Ray	1982-85		
C.M. Newton	1950-51	Terry Ray	1982		
Robert Newton	1998-2002	Dan Reale	2006-07	Eric Saar	1985
Marcus Nidiffer	2007-10	Dallen Reber	2011	Marion Sallee	1967-69
Robert William Noelker	1962	Brad Redmon	1983	Logan Salow	2014
Jeff Norman	1992	AJ Reed	2012-14	Bill Sandry	1981-82
Rick Norton	1988-91	Brian Reed	1991-94	Ray Sauer	1922-23
Kris Nuss	1989	Reed	1907	Damon Saunders	2012
		Dallous Reed, Jr.	1959, 1961-62	Darrell Saunders	1973-76
		Jimmy Reese	1910-11	Jack Savage	1983-85
Kevin O'Connor	1979-80	Greg Reid	1993-97	Jeff Scharzter	1981
John Ofstun	1988	Matt Reida	2011-14	Steve Schlageter	1981
J.W. Ohr	1930-31	Max Reitz	1991-92	J.B. Schmidt	2002-05
Joseph Ohr	1969-70	Tim Renfro	1981	Russ Schueler	1985-86
Bobby Olinick	1986-88	Adam Revelette	2005-06	Ray Schulte	1927
Anthony Oltrando	2007	Jarrod Reynolds	1999-2002	Casey Schroeder	2013
Dewayne Oxford	2006-07	Chip Rhea	1994-96	Adolph Duane Schwartz	1962-64
		William Rhea	1966	David Schwendeman	1976-77
		Jay Rhoads	1959	Nick Schwendeman	1974-75
Walter Jam Pagan	1962	Raymond Rhoads	1930	Matt Scott	2003-04
Ron Parham	1956	W.L. Richards	1927	Pete Scotti	1911
Babe Parilli	1950	Riddle	1918	Justin Scutchfield	2003-06
Jeff Parrett	1980-83	Sam Ridgway	1921-23	Dan Selhorst	1983-84
Steven Parrish	1971-72	J.T. Riddle	2011-13	Ed Sellier	1959-60
Tom Parrott	1973	Skinner Riddle	1926	Evan Settle	1934
Richard Parsons	1959-61	Darin Rieman	1988-90	Adam Shadburne	1993-96
Jason Pasero	1995-98	Jesse Riffe	1924-25	Ben Shaffar	1997-99
Jonathan Paquet	2011	John Riffe	1925-26	John Shanahan	1952-54
James Paxton	2007-09	Jack Rigby	1956	Jerry Sharp	1958-59
Josh Paxton	1997-2000	James Ritte	1924	Jeff Shartzter	1979-81
Stephen Pewitt	1975-77	James Roach II	1970-71	Lawrence Sheanshang	1966-68
Alex Phillips	2011-12	LeRoy Robbins	1975-77	JaVon Shelby	2014
Randall Phillips	1939	Steve Roberts	1979	Jim Server	1915-16
Steve Phillips	1991	Steven Roberts	1977-79	George Shearer	1934
Brad Pickrell	2000-03	B.A. Robertson	1922	John Shelby III	2004-06
David Polhill	1979	Tom Robeson	1990	Chandler Shepherd	2012-14
Daniel Pototsky	1980-81	Steven Robida	1966-68	Joseph Shepherd	1939-41
Shelby Post	1908-09	Marc Robinson	1991	James Sherrill	1974-77
Mike Pozun	1995	Matt Robinson	2005-06	Doug Shively	1958-59
Spencer Preston	2001-02	Rochester	1910	Terry Shumpert	1985-87
Steve Prewitt	1974	Barry Rodgers	1970-72	Jeff Sikes	1981-82
B.L. Pribble	1922-23	Taylor Rogers	2010-12	John Sikes	1982-83
Breck Price	1999-2000	James Rodriguez	2002-04	Michael Sills	1967-69
William G. Prince	1931	Hugh Roe	1952	Bob Silvanik	1980
B. Propps	1918-21	William Roebel	1975-77	Tony Simone	1934
Scott Pruitt	1988	Lee Rogers	1979-80	R.E. Simpson	1906
Pete Pryor	1995-96	Kenneth Rollins	1947	Skinner	1926
Pullen	1918	Charles Rose	1946	J.J. Slomer	1920-22
Larry Pursiful	1961-62	Jimmy Rose	2003	Don Smith	1977
		Paul Rouse	1923-24	Eugene Smith	1957
		Robert Rouse	1990	Frank Smith	1926
Joseph Raine	1939	Bryan Rose	2008-09	Freddie Smith	1977-80
Peter Raith	1973-74	Tim Rowland	1995-98	Kerry Smith	1972
Troy Ragle	2006-07	Ray Ruehl	1960	Marion Smith	1947
Dick Ramsey	1949	Raymond Ruehl	1961-62	Scott Smith	1990-93
Frank Ramsey	1951-53	Jacob Russell	2013	William Smithers	1950
Pete Rasmusen	1999	Chris Rusin	2006-09	Russ Smithson	2005





Craig Snipp	2002, 2004-06
Matt Snyder	2014
R.W. Sower	1920
Brian Spear	2007-08
Foster Spence	1942
William Spicer	1958
Carl Staker	1939-41
Edward Stanko, Jr.	1966
Seth Stanley	2003-04
Jay Steele	1981
Frank Steiner	1977
Brent Stephens	2001-02
Greg Stephens	1983-86
Caleb Stewart	2002-04
Eugene Stewart	1965
Harry Stille	1950-52
Robert Stith	1955
Allison V. Stokes	1922
A. Stone	1906
Neville Earl Stone	1907-08
John Stough	1947-50
Zack Storm	2013
John Stratman	1995
Zach Strecker	2013-14
Ryan Strieby	2006
Guy Strong	1950-51
Brian Suerdick	2008-09
Don Sullivan	1952
Bill Surface	1954-55
Doug Sutton	1986-88
Scotty Sutton	1989
W.R. Swearingin	1905-06
Kirk Swigert	1979-81
Kirk Swigert	1979-82
Tim Swob	1985

Thomas Tabb	1947
K.A. Tally	1903-04
Janak Talwalkar	1995-96
Blakely Tanner	1961
Gilbert Blakely Tanner	1962
Mark Tanner	2005
Bill Taylor	1995
Jack Taylor	1910
Ronald Taylor	1964, 1996
Sam Taylor	1988-89
Jay Tedesco	1994-97
Aaron Tennyson	2003-06
Robert Terrell	1951
Timothy Terry	1976-77, 1979
Chris Tews	1991
Tom Thaumert	1992-93
Micheal Thomas	2011-14
William Thomas	1947
Thomas	1918
Arnold Thompson	1934
Billy Thompson	1990-93
Mark Thompson	1990-92
William Thompson	1990
Kevin Thulin	2008
Milton Ticco	1941-42

Robert Tice	1939
Clint Tilford	2007-09
Steve Tingle	1970-71
Thomas Tippet	1958-59
Scott Tockstein	1980-81
George Tognocchi	1939-40
Jeff Tolotti	2001
Ka'ai Tom	2014
Louis A. Toth	1930-31
Jeff Townsend	1995-96
Tyler Townsend	2011
Victor Travis	1974
John Trivitte	1946
William D. Trott	1930-31
Troy Trumbo	1993-94
Frank Tucci	1949
G.T. Turner	1924
Roy Turner	1949-50
Gordon Tyler	2000-03
Vince Tyra	1985-88

Underwood	1922
Cecil Urbanick	1930-31

Todd VanHoose	1984
Billy Vanlandingham	1989-91
Jack VanMeter	1954
Steve Vogel	1979-80
Steven Vogel	1977-80
Vogliatto	1910-11
David Voit	1986-88
E.A. Vossmeier	1924-26

Chris Wade	2008-09
Scott Wade	2000-03
David Waespe	2002-03
Michael Wainscott	1971-72
Douglas Kent Walfe	1963
Charles Wallace	1957
Mark Wallace	1982
Brad Walls	1981-84
Roger Ward	1992
Pete Warfel	1998
Tommy Warner	2005-08
Scott Weakley	1986
Brandon Webb	1998-2000
Roger Webb	1970-81
Keith Webster	1976
Jan Weisberg	1991-92
Joe Welch	1988-89
Richard Wenning	1977
Charles Wert	1926-27
Jim Wesch	1955
Lee Wesley	1999
Dennis Weston	1969
Daniel Whelan	1982-84
Tom Whisman	1950-51
Billy White	1988-89
Charles White	1956

Dale White	1955
Curtis Whitney	1994-95
Walter Wijas	2010-13
Shawn Wigglesworth	1992
Ryan Wilkes	2005-08
Bill Willard	1954, 1956-57
Miles Willard	1952-54
William Willard	1955
Jim Willenbrink	1985
Keenan Wiley	2007-10
Michael Williams	2009-12
Steve Williams	1978-81
H. Emmett Willoughby	1939-41
Brandy Wilson	1989-90
Darin Wilson	1993
Earl Wilson	1934
Ginger Wilson	1958
John Wilson	1998-2000
Storm Wilson	2014
Bruce Wise	1988-89
Roy Wiseman	1950
Lucas Witt	2011-13
Jason Wolfe	1999-2000
Wollno	1918
O. Wood	1920
Woodward	1907
Claude Workman	1971
William Workman	1967-70
Charles Worthington	1931
Brock Wright	2007-09
Chad Wright	2009-11
William Wright	1967-68
E.C. Wurtele	1903-04
Frank Wyatt	1953

Alan Yankey	1983-86
Jesse Yano	2008
Humsey Yessin	1946, 1950
John Young	1970
Todd Young	1993-96

John Zachem	1958-59
Benjamin Zaranka	1948, 1950-51
Robert Zeigler	2014
Zac Zellers	2012-13
George Zerfoss	1918-20
Karl Zerfoss	1915-16
Steve Zongor	1989-92



Tom Robeson (1989-1990)  
 Scott Mitchell (graduate assistant: 1991)  
 Michael Seaborn (2007)  
 Brian Green (assistant coach: 2009-14)

John Butler  
 (assistant coach: 1978-1994)  
 Steve Deaton (2002-06)  
 Brian Suerdick (2007-09)  
 Tyler Townsend (2010-11)  
 Zac Zellers (2012-13)  
 Tyler Tipton (2014)

John Kostrezwa (1991)  
 Greg Hewitt (1992)  
 Chris Gonzalez (1993-1994)  
 Paul Blandford (1995-1996)  
 Aaron McGlone (1997-2000)  
 Spencer Graeter (2001-04)  
 Antone DeJesus (2005-07)  
 Neiko Johnson (2008-11)  
 Andrew Bryant (2012-13)

Billy White (1987-1989)  
 Rodney Henderson (1990-1992)  
 Andy McCord (1993-1996)  
 Matt Borne (1997-1998)  
 Brad Pickrell (1999-2002)  
 Collin Cowgill (2005-08)  
 Michael Williams (2009-10)  
 Paul McConkey (2011-13)  
 Kyle Barrett (2014-15)

Mark Blythe (1986-1989)  
 Max Reitz (1991-1992)  
 Darin Wilson (1993)  
 Josh Burkley (1994)  
 Kevin Keown (1993-1996)  
 Dave Cheate (1997-1998)  
 Vince Harrison (1999-2001)  
 Matt Fritts (2001-05)  
 Mike Brown (2006-07)  
 Chris McClendon (2008-09)  
 Taylor Black (2010-11)  
 Trevor Gott (2012-13)  
 JaVon Shelby (2014-15)

Jeff Keener (graduate assistant: 1990)  
 Shawn Wiglesworth (1992)  
 Omar Henry (1996-1997)  
 Austin Madison (1998-2001)  
 David Waspe (2001-03)  
 Anthony Otrando (2006-07)  
 Spencer Korus (2008-09)  
 Matt Redia (2011-14)  
 Jake Hamilton (2014)

Anthony Morrow (1989-1990)  
 Jeff Abbott (1991-1994)  
 Eric Bishop (1996-1997)  
 Beau Moore (1998-2001)  
 Eric Shippy (2002)  
 Casey Gilvin (2003-04)  
 Shaun Lehmann (2005-06)  
 Chris Wade (2007-09)  
 Lucas Witt (2011-13)  
 Connor Heady (2014-15)

Paul Corum (1990-1992)  
 Jason Withrow (1993-1994)  
 Kenny Miller (1996-1997)  
 J.R. Stevens (1998)  
 Kyle Hooker (1999)  
 Nick Zielke (2000)  
 Jesse Barber (2001-05)  
 Timmy Wimsatt (2006)  
 Tyler Howe (2007-08)  
 Andy Burns (2009-10)  
 Walter Wijas (2011-13)  
 Storm Wilson (2014-15)

Steve Casey (1990-1992)  
 Paul Morris (1993-1994)  
 Jason Ratliff (1995-1997)  
 Nate Linder (1998-1999)  
 Jason Wolfe (1999-2000)  
 Morgan Embry (2001)  
 Russ Rutherford (2002-03)  
 Jake Kungl (2003-04)  
 Brian Hastlings (2005-06)  
 Tyler Henry (2008-09)  
 Sam Kidd (2010-11)  
 Max Kuhn (2012-14)  
 Gabe Moore (2014)

Matt Fischer (1990-1992)  
 Brian Mallory (1993)  
 Chad Greene (1994-1996)  
 Jeff Meade (1997-1998)  
 Pete Rasmusen (1999)  
 Kendrick Shanklin (2000)  
 Spencer Preston (2001-2002)  
 Joe Naill (2003-04)  
 J.P. Lowen (2005)  
 Chris Rusin (2006-09)  
 Lance Ray (2010)  
 J.T. Riddle (2011-13)  
 Ryne Combs (2014)

Darin Rieman (1987-1990)  
 Mark Etter (1991-1994)  
 John Holbrook (1995)  
 Joe Giarrante (1997)  
 John Wilson (1998-2000)  
 Seth Morris (2000-2002)  
 John Cohen (head coach: 2004-08)  
 Gunner Glad (2009-10)  
 T.J. Daugherty (2011)  
 Cameron Flynn (2012)  
 Jacob Russell (2013)  
 Matt Snyder (2014)

Rodger Gum (1988-1989)  
 Tom Froning (1990-1992)  
 Chip Rhea (1994-1996)  
 Josh Paxton (1997-2000)  
 Caleb Brock (2001-03)  
 John Shelby (2004-06)  
 Marcus Nidiffer (2007-10)  
 Corey Littrell (2011-12)  
 Andrew Nelson (2014)

Steve Clark (1988-1991)  
 Rodger Ward (1992)  
 Will Crumbaugh (1998)  
 Joey King (1999-2000)  
 Cory Whitby

(assistant coach: 2002-2003)  
 Billy Grace (2004-07)  
 Bryan Rose (2008-09)  
 Navarro Hall (2010)  
 Alex Lester (2011)  
 Keith Vorhoff  
 (volunteer asst coach: 2012-15)

Jim Dill (1987-1989)  
 Bob Rouse (1990)  
 Chad Johnson (1992)  
 Greg Reid (1993-1997)  
 Nick Zielke (1998)  
 Jason Wolfe (1999)  
 Seth Morris (2000)  
 Taylor McInnis (1999-2001)  
 Kyle Duff (2002)  
 Justin Scutchfield (2003-04)  
 Andrew Albers (2005-08)  
 Nick Kennedy (2009-11)  
 Chandler Shepherd (2012-14)  
 Dustin Beggs (2015)

Rick Norton (1988-1991)  
 Matt Bowles (1992-1994)  
 Scott Downs (1995-1997)  
 Jason Wolfe  
 (undergraduate asst.: 2001)  
 Robert Newton (1998-2002)  
 Michael Bertram (2003-06)  
 Jason Kipnis (2007)  
 Logan Darnell (2008-10)  
 Jeff Boehm (2012-13)  
 Marcus Carson (2014-15)

Sam Taylor (1987-1989)  
 Lorhn Frazier (1990-1993)  
 Aaron Acuff (1994-1997)  
 Jeff Meade (1997-2000)  
 Mark Galvin (2001-04)  
 Russ Smithson (2005)  
 Duran Ferguson (2006-09)  
 Brian Adams (2010-12)  
 Zack Storm (2013)  
 Troy Squires (2014-15)

Bob Smith (assistant coach: 1987-1991)  
 Steve Clark (graduate assistant: 1991)  
 Ryan McKenzie (1994)  
 Ryan Johnson (1995-1996)  
 Mark Murphy (1997)  
 Jason Pasero (1997-1998)  
 Taylor McInnis (1999)  
 Mark Michael (2000-2001)  
 Zach Archer (2003-04)  
 Ryan Wilkes (2005-08)  
 Alex Meyer (2009-11)  
 Taylor Martin (2012-15)

Mike Harris (1989-1991)  
 Chad Imel (1993)  
 Jay Tedesco (1994-1997)  
 Josh Owens (1998-1999)  
 Brent Stevens (2001-2002)  
 Tyler Pittman (2003)  
 Dan Reale (2005-07)  
 Troy Frazier (2008-09)  
 Kyle Jackson (2010)  
 Jordan Williams (2011)  
 AJ Reed (2012-14)

Thad Elmore (1989-1992)  
 Kevin Keown (1993)  
 John Straitman (1994-1995)  
 Travis Haynes (1996)  
 Jason Pasero (1997)  
 Mark Murphy (1997-1998)  
 Jarrod Reynolds (1999-2002)  
 Aaron Edwards (2003-04)  
 Justin Scutchfield (2005-06)  
 Sawyer Carroll (2007-08)  
 Sean Bouthilette (2009-10)  
 Austin Cousino (2012-14)  
 Evan White (2015)

Scotty Sutton (1989)  
 Jeff Michael (1990-1993)  
 Jeff Townsend (1995-1996)  
 Will Crumbaugh (1998-1999)  
 Gordon Tyler (2000-2003)  
 Adam Kunkel (2002-04)  
 Gary Henderson  
 (pitching coach/associate head coach:  
 2005-08)  
 Gary Henderson (head coach: 2009-15)

John Hampton (1987-1989)  
 Manuel Cervates (1991)  
 Tom Thamer (1992-1993)  
 Bret Phelps (1994)  
 Mike Pozun (1995)  
 Josh Loggins (1997-1998)  
 Breck Price (1999-2000)  
 Joel Gooch (2001)  
 Mike Ferris (2002)  
 Jeff Archer (2002-04)  
 Scott Green (2005-08)  
 William Campbell (2009)  
 Luke Maile (2010-12)  
 Corey Littrell (2013)  
 Robert Zeigler (2014-15)

Brandy Wilson (1989-1990)  
 Chris Tews (1991)  
 Eddie Brooks (1992-1994)  
 Tony Vittorio  
 (assistant coach: 1995-1996)  
 Patrick Mahan (1997-1998)  
 Chris DeLeenheer (1999)  
 Joseph Blanton (2000-2002)  
 Seth Stanley (2003-04)  
 Adam Revelette (2005-06)  
 James Paxton (2007-09)  
 Dallen Reber (2011)  
 Jerad Grundy (2012)  
 Matt Pope (2013)  
 Jared Proctor (2015)

Vince Castaldo (1988-1990)  
 Jan Weisberg (1991-1992)  
 Todd Young (1993-1996)  
 Justin Colemire (1997-1998)  
 Doug Flynn (assistant coach: 1999)  
 Taylor McInnis (1999-2000)  
 Craig Snipp (2003-06)  
 Bryan Rose (2007)  
 Mike Kaczmarek (2008-11)  
 Tim Peterson (2012)  
 Kyle Cody (2013-15)



- Al Lardo (1989-1991)  
 Chad Estep (1992-1993)  
 Wes Iler (1994)  
 Danny Haas (1995)  
 Brian Campbell (1996)  
 Justin Bunch (1997-1998)  
 Jason Graham (1999)  
 Greg Goff (assistant coach: 2000-2003)  
 Jeff Tolotti (2001)  
 Caleb Stewart (2002-04)  
 Sean Coughlin (2006-07)  
 Kevin Thulin (2008)  
 Chad Wright (2009-11)  
 Spencer Drake (2012)  
 Dylan Dwyer (2013-15)
- Billy Thompson (1990-1993)  
 Travis Haynes  
 (undergraduate asst: 1997)  
 Tim Rowland (1997)  
 Jason Chaney (1998-1999)  
 Dax O'Daniel (2000)  
 Shane Boyd (2001)  
 Emory Davies (2002)  
 Eric Saffell (2004)  
 Willie Mays (2005)  
 Brock Wright (2006-09)  
 Walter Wijas (2010)  
 Thomas McCarthy (2011-12)  
 Ryne Combs (2013)  
 Ka'ai Tom (2014-15)
- Matthew Coleman (1986-1989)  
 Blake Feeney (1990-1991)  
 Jason Jenkins (1992-1995)  
 Andy Bendix (1996-1998)  
 Justin Sanders (1997-1999)  
 Jon Love (2001)  
 Chris O'Dell (2002)  
 Matt Scott (2003-04)  
 Matt McKinney (2006-07)  
 Scott Davis (2008)  
 Matt Little (2009-10)  
 Jonathan Paquet (2011)  
 Cole Evans (2012)  
 Jerad Grundy (2013)  
 Dominic D'Souza (2014)  
 Tyler Marshall (2015)
- Joe Welch (1987-1989)  
 Adrian Adkins (1988-1990)  
 Mike Bragga (1991-1994)  
 Franko Datillo (1996-1997)  
 Ben McCauley (1998)  
 Drew Owen (1999-2000)  
 Bryan Felkel (2001-2002)  
 Eric Shippy (2002-03)  
 Zach Dials (2006)  
 Kevin Bishop (2007-08)  
 Joe Devine (2010)  
 Damon Saunders (2011-12)  
 Trace Vorbeck (2013)  
 Justin Lewis (2015)
- Tom Deller (1986-1989)  
 Scott Smith (1990-1993)  
 Janak Talwalkar (1995-1997)  
 Pete Warfel (1998)  
 Clint Kelly (1999)  
 Justin Willett (2002)  
 Brock Baber (2004-08)  
 Chase Greene (2009-10)  
 Chris Garrison (2012)
- Logan Salow (2014-15)
- Bruce Wise (1988-1989)  
 Jeff Griswold (1990)  
 Greg Mercer (1991-1992)  
 Chad Bazzell (1993-1996)  
 Andy Green (1997-2000)  
 J.B. Schmidt (2001-05)  
 Nick Mingione  
 (assistant coach: 2005-08)  
 Chris Bisson (2008-10)  
 Trevor Gott (2011)  
 Zach Strecker (2012-15)
- David Phelps (1989)  
 Jeff Coleman (1988-1990)  
 Brad Hindersman (1991-1994)  
 Bill Hacker (1996-1998)  
 Jon Peacock (1999)  
 Lance McKinster (2000-2001)  
 Chris Parsons (2002)  
 Aaron Tennyson (2003-06)  
 Brian Spear (2007-08)  
 Braden Kapteyn (2009-11)  
 Sam Mahar (2012-14)
- Roy Bailey (1986-1989)  
 Mark Thompson (1990-1992)  
 Brad Heyerly (1998)  
 Aaron Wilson (1999-2000)  
 Brian Schaefer (assistant coach: 2001)  
 Wes Harris (2003)  
 Matt Robinson (2005-06)  
 Colby Brown (2007)  
 Navarro Hall (2008-09)  
 Jordan Cooper (2010-11)  
 Bryce Bastein (2014-15)
- Keith Madison (head coach: 1978-2003)
- Steve Zonger (1989-1992)  
 Jared Camp (1994)  
 Pete Pryor (1995-1996)  
 Jon Hooker (1998-2001)  
 Jeff Archer (2002)  
 Mike Breyman (2003-04)  
 Kevin Caldwell (2005)  
 Ryan Strieby (2006)  
 Aaron Lovett (2007-08)  
 Zack Brown (2014-15)
- Keith Conrad (1989-1990)  
 Brian Gibson (1989-1992)  
 Chris Combs (1992-1994)  
 Billy Taylor (1995)  
 Lee Wesley (1997)  
 Patrick Mahan (1997-2000)  
 Andrew Levenson (2002-04)  
 Jan Weisberg (1993-2005)  
 Clint Tilford (2007-09)  
 Taylor Rogers (2010-12)  
 Thomas Weaver (2013)  
 Spencer Jack (2014-15)
- Todd Allen (1986-1989)  
 Jeff Norman (1990-1992)  
 Adam Shadburne (1993-1996)  
 Tim Rowland (1997-1998)  
 Micah Plotts (1998-1999)  
 Cory Hahn (2001-2002)  
 Kalen Gibson (2003-05)
- Dewayne Oxford (2006-07)  
 Jon Carlson (2010)  
 Michael Williams (2011-12)  
 Zach Arnold (2013-15)
- Larry Luebbers (1989-1990)  
 Nehemiah Braddy (1991)  
 Troy Trumbo (1993-1994)
- Jim Hinerman  
 (graduate asst & asst coach: 1990-1993)  
 Omar Henry (1997 & 1999)  
 Anthony Kelly (2000)  
 John Merritt (2001)  
 Adam Kunkel (2002)  
 Shane Boyd (2003-04)  
 Greg Dombrowski (2005-08)  
 Steven Hoagland (2011-12)  
 Kyle Barrett (2013)  
 Austin Perry (2014-15)
- Rod Bolton (1989-1990)  
 Marcus Robinson (1991)  
 Jan Weisberg  
 (undergraduate asst & asst coach: 1993-2005)  
 Brad Bohannon  
 (assistant coach: 2004-15)
- Billy VanLandingham (1990-1991)  
 Chuck Bartlett  
 (assistant coach: 1992-1997)  
 Joey King (1998)  
 Josh Shofner (1999)  
 Aaron McGlone  
 (undergraduate asst: 2001)  
 David Waespe (2001)  
 John Merritt (2002)  
 Jason Kipnis (2006)  
 Jeremy Sheeting  
 (graduate asst: 2008-10)  
 Tyler Dunaway (2011-12)  
 Casey Schroeder (2013)  
 Zach Logue (2015)
- Kris Nuss (1989-1990)  
 Curtis Whitney (1994-1996)  
 Pete Warfel (1997)  
 Daron Schoenrock  
 (assistant coach: 1998-1999)  
 Scott Malone  
 (volunteer assistant: 2000)  
 Mike Smith (2001)  
 Jimmy Rose (2003-04)  
 Michael Ruby (2006)  
 Jonathan Huff (2008-09)  
 Kevin Bein (2011)  
 Greg Fettes (2012-15)
- Steve Phillips (1991)  
 Pookie Jones (1992-1994)  
 Chad Buckman (1995-1997)  
 Brandon Webb (1998-2000)  
 Matt Fritts (2001)  
 James Rodriguez (2002-04)  
 Marcus Nidiffer (2006-07)  
 Blake Oyler (2014-15)
- Brian Reed (1991-1994)  
 Adam Milburn (1995-1996)
- Jeff Young (volunteer assistant: 1997)  
 Ben Shaffar (1998-1999)  
 Rob Corrado (2000-2002)  
 Rob Bland (2003-04)  
 Alex Jordan (2005)  
 Chris Craycraft (2006-07)  
 Joshua Weninger (2008)  
 Micheal Thomas (2010-14)  
 Brad Schaezner (2015)
- Justin Sanders (1998)  
 Jon Love (2001-2002)  
 Heath Castle (2003)  
 Miles Noland  
 (administrative asst: 2006-07)  
 Keith Vorhoff  
 (volunteer asst coach: 2008-11)  
 Trey Miller (2015)
- Ben Shaffar (1998)  
 Nathan Kent (1999)  
 Scott Wade (2000-03)  
 Ryan Dequin (2004)  
 Tommy Warner (2004-07)  
 Cory Farris (2009-10)  
 Alex Phillips (2011-12)  
 Dorian Hairston (2013-15)
- Micah Plotts (1998)  
 Zak Danks (2001)  
 Shane Boyd (2001-2002)  
 Aaron Jackson (2003)  
 Troy Ragle (2006-07)  
 Bryce Robinson (2009)  
 Coll Currie (2015)
- Curtis Whitney  
 (undergraduate asst: 1998)  
 Lee Wesley (1999)  
 Keenan Wiley (2006-10)  
 Thomas Bernal (2011-15)
- Jesse Yano (2008)  
 T.J. Daugherty (2009-10)  
 Tyler Raymond (2011-12)  
 Storm Wilson (2013)  
 Tyler Marshall (2014)
- Matt McGaha (2006)
- Mark Tanner (2005)  
 Matt Holzthuter (2006)  
 Brian Hastings  
 (student asst coach: 2007)  
 Logan Parrett (2014-15)
- Neiko Johnson (2007)  
 Marshall Gei (2015)
- Zach Pop (2015)
- Erich Hartman (2015)



1979	14-7	7-5
1980	14-5	4-4
1981	19-5-1	8-3-1
1982	16-10	4-8
1983	25-9	3-6
1984	14-12	4-7
1985	14-9	6-7
1986	19-13	7-13
1987	24-6	8-4
1988	14-6	12-3
1989	15-8	5-7
1990	17-15	5-9
1991	23-6	8-4
1992	19-8	7-5
1993	18-11	3-9
1994	13-9	6-6
1995	11-9	4-8
1996	17-9	9-6
1997	13-13	5-10
1998	15-15	5-10
1999	13-13	7-8
2000	16-11-1	3-10-1
2001	14-12	4-11
2002	8-20	1-14
2003	17-14	6-9
2004	15-17	5-10
2005	20-6	4-5
2006	31-6	13-2
2007	24-10	6-9
2008	28-6	9-6
2009	19-13	7-8
2010	20-10	9-6
2011	21-10	7-8
2012	29-5	11-4
2013	19-12	6-9
2014	19-10	7-8



21 (2012)
27 vs. Tennessee-Martin
(March 10, 2007)
44
- Mississippi State 28, Kentucky 16 (1989)
15
55




3,000
340-365-390-350-310
Natural Grass
1969 as the Bernie A. Shively
Sports Center
1990, 2002, 2007
Oct. 2, 1993



After a last-place Southeastern Conference finish in 2005 and a preseason expectation to remain in the cellar before the 2006 season, the Kentucky baseball team exploded out of the gates and posted the most successful campaign in the over 100-year history of the Wildcat baseball program.

The 2006 Wildcats ran up a school-record 44 wins, claimed the first SEC Championship in school annals, and hosted UK's first NCAA Regional. UK's potent offense set a bevy of school records in the process, including shattering the record for runs scored in a season with 500. UK first baseman Ryan Strieby claimed SEC Player of the Year honors, in addition to earning consensus All-America accolades.





# HISTORIC TWO-WAY PLAYERS COACHED BY GARY HENDERSON

## AJ REED

1B/LHP - 2014

- UNANIMOUS NATIONAL PLAYER OF THE YEAR
- HIT .336 WITH 23 HOMERS & 73 RBI
- HAD A 12-2 RECORD & A 2.09 ERA
- 42<sup>ND</sup> PICK IN 2014 MLB DRAFT

## BRAD WILKERSON

1B/OF/RHP - 1998

- NCBWA NATIONAL PLAYER OF THE YEAR
- HIT .347 WITH 23 HOMERS & 70 RBI
- WAS 10-5 WITH AN SEC-LEADING 136 STRIKEOUTS
- 33<sup>RD</sup> PICK IN THE 1998 MLB DRAFT





**GREG FETTES**  
R-Junior, C



**ZACH ARNOLD**  
Junior, C



**STORM WILSON**  
R-Sophomore, OF

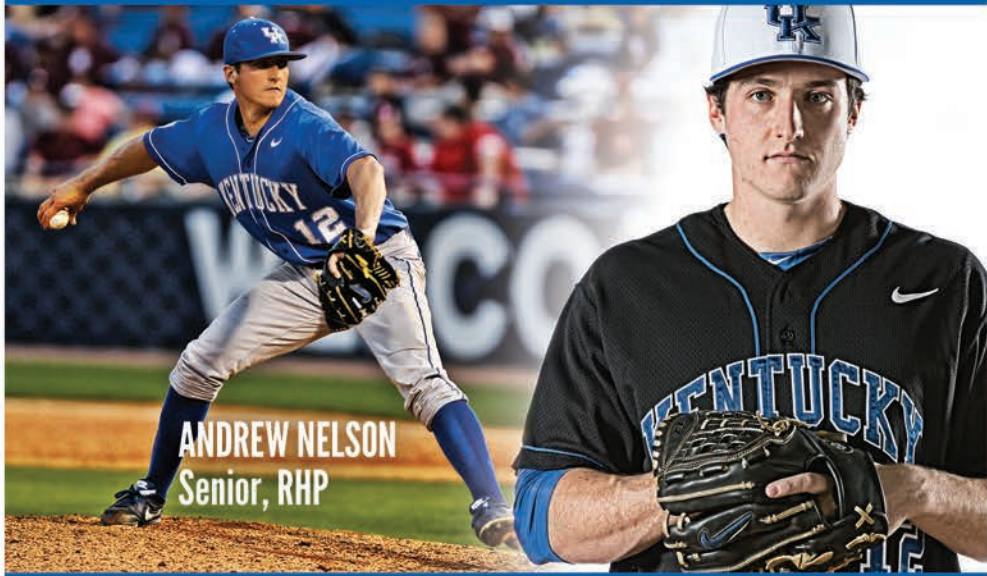




**SPENCER JACK**  
Senior, RHP



**KYLE BARRETT**  
Junior, OF



**ANDREW NELSON**  
Senior, RHP

