



14 | Dustin
BEGGS

23 | Kyle
CODY

19 | Evan
WHITE

33 | Zack
BROWN

5 | JaVon
SHELBY

KENTUCKY

BASEBALL

2016 MEDIA GUIDE





39 | Zach LOGUE

24 | Dylan DWYER

8 | Storm WILSON

KENTUCKY

BASEBALL





TABLE OF CONTENTS

Media Info

This is Kentucky Baseball	1
Table of Contents	2
Quick Facts/Credits	3
2016 Roster	4
TV/Radio Spot Chart	5
2016 Schedule	6

Coaches

Head Coach Gary Henderson	8-11
Assistant Coach/Recruiting Coordinator Toby Bicknell	12
Assistant Coach/Offensive Coordinator Rick Eckstein	13-14
Volunteer Assistant Coach/Catching Coordinator Keith Vorhoff	15-17
Support Staff	18-23
Sports Turf	24

2016 Wildcats

Player Bios	26-62
-------------	-------

2016 Preview

Player Feature: Zach Arnold	64
Player Feature: Dustin Beggs	65
Player Feature: Zack Brown	66
Player Feature: Marcus Carson	67
Player Feature: Kyle Cody	68
Player Feature: Dylan Dwyer	69
Player Feature: Dorian Hairston	70
Player Feature: Connor Heady	71
Player Feature: Zach Logue	72
Player Feature: Riley Mahan	73
Player Feature: Logan Salow	74
Player Feature: JaVon Shelby	75
Player Feature: Zach Strecker	76
Player Feature: Evan White	77
Player Feature: Bo Wilson	78
Player Feature: Storm Wilson	79
2016 Opponents	80-88
Series History vs. 2016 Opponents	89-94
SEC Composite Schedule	95-98

2015 Review

Results	100
Individual Stats	101
Individual SEC Stats	102
Fielding Stats	103
Situational Stats	104
Game-by-Game Batting	105
Game-by-Game Pitching	106
Superlatives	107
Miscellaneous Stats	108
Home Run Tracker	109
SEC in Review	110
SEC Team Stats	111
Departed Player Stats	112
Inside the Numbers	113
Game-Winning RBI	114

History

All-Time Coaching Records	116
SEC History	117
Postseason History	118
All-American Sawyer Carroll	119
All-American Sean Coughlin	120
All-American Collin Cowgill	121
All-American Ryan Strieby	122
AJ Reed's Historic Career	123-126
UK vs. All Opponents	127
Year-by-Year Results	128-137
Year-by-Year Stats	138
Yearly Leaders	139-142
Single-Season Records	143-145
Career Records	146-148
Team Records	149
Awards and Honors	150-152
UK vs. Ranked Foes	153-154
UK in Extra-Inning Games	155
Keith Madison	156
MLB Draft	157-158
UK Players MLB Stats	159-164
All-Time Letterwinners	165-170
All-Time Jersey Numbers	171-172
Shively Field	173
2006 SEC Champions	174
Henderson's Team USA Impact in 2015	175
Historic Two-Way Players	176



QUICK FACTS

University

Location: Lexington, Ky.
 Founded: 1865
 Enrollment: 30,000
 Nickname: Wildcats
 Colors: Blue (PMS 286) and White
 Conference: Southeastern (Eastern Division)
 President: Dr. Eli Capilouto (Alabama, 1971)
 Faculty Representative: Joseph L. Fink
 (Philadelphia College of Pharmacy and Science, 1970)

Coaching Staff

Head Coach: Gary Henderson (San Diego State, 1984)
 Career Record: 226-171 (8th season)
 Record at UK: 226-171 (8th season)
 Best Time to Call: Contact SID
 Assistant Coach: Toby Bicknell (Wingate, 2002)
 Assistant Coach: Rick Eckstein (Florida, 1996)
 Volunteer Assistant: Keith Vorhoff (Missouri Valley, 2004)
 Director of Operations: Jack Hoehl (Auburn, 2012)

2015 Review

Overall Record: 30-25
 Home: 15-11
 Away: 9-13
 Neutral: 6-1
 Conference Record: 14-15
 Home: 7-7
 Away: 7-8
 Conference Finish: Fourth in SEC East

History

All-Time Record: 1807-1751-25 (.508)
 All-Time Conference Record: 675-907-8 (.427)
 All-Time Conference Tournament Record: 21-33 (.389)
 Conference Tournament Titles: none
 Conference Titles: one (2006)
 NCAA Tournament Appearances: eight
 NCAA Tournament Record: 14-16 (.467)
 Super Regional Appearances: none
 College World Series Appearances: none

Facility

Stadium: Cliff Hagan Stadium at Shively Field
 First Year: 1969
 Last Renovated: 2007
 Capacity: 3,000
 Dimensions: 340-365-390-350-310



COMMUNICATIONS (AREA CODE 859)



*Brent Ingram
 Kentucky (2006)*

Media Relations Contact: Brent Ingram
 Secondary MR Contact: Will Barker
 Media Relations Office: 257-3838 (Ingram ext. 8504)
 Media Relations Fax: 323-4310
 Baseball Office: 257-8052
 Baseball Fax: 323-4754
 Baseball Press Box: 257-9011
 Ingram Cell: 608-6230
 Ingram E-Mail: brent.ingram@uky.edu
 Ingram Twitter: @UKMR_BI

Barker Email: william.barker@uky.edu
 Barker Cell: 494-4321
 UK Website: www.UKathletics.com
 UK Facebook: Kentucky Baseball
 UK Twitter: @UKbaseball

Mailing/Overnight Address:

Joe Craft Center • 338 Lexington Ave. • Lexington, KY 40506-0604

The 2016 Kentucky Baseball Media Guide is published by the University of Kentucky Athletics Department, Mitch Barnhart, Director. **Written, compiled, edited and layed by:** Brent Ingram. **Editorial assistance by:** Tony Neely, Jack Hoehl, Kevin Saal, Scott Dean, Sean Cartell, Clayton Abernathy, Dean Bowling, Kris Reid, Joseph Hudgins, Jake Most, Guy Ramsey, Chloe Smith, Steve Sommer, Pat Ingram, Katie Fleming, Ryleigh Kate Fleming. **Design by:** Brandon Kolditz. **Principal photography by:** UK Athletics, Chet White, Britney McIntosh, Barry Westerman, Aaron Borton. **Additional photography by:** Brent Ingram, David Coyle, Cubs, Twins, Mariners, USA Baseball, Kevin Jones, Dick Gabriel, Diamondbacks, Lou Pavlovich, Aaron Sprecher, AP, Getty Images.



#UKbaseball
 @UKbaseball



2016 ROSTER

NUMERICAL ROSTER

No.	Name	Pos.	B/T	Ht.	Wt.	Cl.	Hometown/Previous School
1	Trey Miller	IF/OF	R/R	6-0	195	R-SO	Lexington, Ky./Lexington Catholic HS/Michigan
2	Riley Mahan	IF	L/R	6-2	190	SO	Cincinnati, Ohio/Moeller HS
3	Tyler Marshall	IF	L/R	6-1	195	R-SO	Louisville, Ky./Trinity HS
4	Zeke Lewis	IF	S/R	5-9	160	FR	Atlanta, Ga./Mays HS
5	JaVon Shelby	IF/OF	R/R	6-2	195	JR	Lexington, Ky./Tates Creek HS
6	Tristan Pompey	OF	S/R	6-4	205	FR	Toronto, Canada/Jean Vanier Catholic HS
7	Connor Heady	IF	R/R	6-0	170	JR	Prospect, Ky./North Oldham HS
8	Storm Wilson	OF	L/R	5-11	190	R-JR	Science Hill, Ky./Somerset HS
9	Josh Smith	LHP/OF	L/L	6-5	220	FR	Saline, Mich./Saline HS
10	Luke Becker	IF	S/R	6-0	190	SO	Fairmont, Minn./Fairmont HS/Northern Iowa CC
11	Keegan McHood	RHP	R/R	6-3	210	FR	Argenta, Ill./Argenta-Oreana HS
12	Daniel Tillo	LHP	L/L	6-5	225	FR	Sioux City, Iowa/Sioux City North HS
14	Dustin Beggs	RHP	R/R	6-2	200	SR	Roswell, Ga./Centennial HS/Georgia Perimeter
15	Marcus Carson	OF	L/L	5-8	170	JR	London, Ky./North Laurel HS
16	Troy Squires	IF/C	L/R	5-11	190	R-SO	Elizabethtown, Ky./Central Hardin HS
17	Jake Hamilton	LHP	R/L	5-10	185	R-FR	Raccoon, Ky./Pikeville HS
19	Evan White	1B/OF	R/L	6-3	200	SO	Gahanna, Ohio/Gahanna Lincoln HS
23	Kyle Cody	RHP	R/R	6-7	245	SR	Chippewa Falls, Wis./McDonnell Central Cath. HS
24	Dylan Dwyer	LHP	L/L	6-1	175	SR	Murray, Ky./Calloway County HS
25	Gunnar McNeill	1B/OF/RHP	R/R	6-2	240	JR	Orlando, Fla./West Orange HS/Florida International/Chipola
26	Kole Cottam	C	R/R	6-3	215	FR	Knoxville, Tenn./Knoxville Catholic HS
27	Justin Lewis	RHP	R/R	6-6	190	R-FR	Suwanee, Ga./Greater Atlanta Christian School
28	Logan Salow	LHP	L/L	6-2	185	JR	Ashland, Ky./Paul G. Blazer HS
29	Zach Strecker	RHP	R/R	6-4	225	R-SR	Louisville, Ky./Eastern HS
30	Bo Wilson	RHP	R/R	5-11	180	SR	Brandenburg, Ky./Meade Co. HS/Air Force Academy
31	Dima Ballard	LHP	L/L	5-11	180	FR	Lexington, Ky./Lexington Christian Academy
33	Zack Brown	RHP	R/R	6-2	200	JR	Seymour, Ind./Seymour HS
34	Sean Hjelle	RHP	R/R	6-11	200	FR	White Bear Lake, Minn./Mahtomedi HS
35	Zach Arnold	C	R/R	6-2	190	SR	Frankfort, Ky./Franklin County HS
*37	Austin Keen	RHP	R/R	6-0	165	FR	Smithton, Ill./Althoff Catholic HS
39	Zach Logue	LHP	L/L	6-0	190	SO	Mason, Ohio/Moeller HS
40	Zach Reks	IF/OF	L/R	6-2	190	JR	Orland, Ill./Carl Sandburg HS/Air Force Academy
42	Brad Schaezner	LHP	R/L	6-2	205	SO	Oxford, Mich./Lake Orion Community HS
44	Dorian Hairston	OF	R/R	5-11	210	SR	Lexington, Ky./Tates Creek HS
*46	Joe Dudek	1B/OF	L/L	6-1	220	JR	Wall Township, N.J./Christian Brothers Academy/North Carolina
50	Marshall Gei	IF/C	S/R	6-0	185	R-FR	Mount Juliet, Tenn./Mount Juliet HS
52	Zach Pop	RHP	R/R	6-4	225	SO	Brampton, Canada/Notre Dame Catholic HS

* will redshirt season

ALPHABETICAL

35	Zach Arnold	C
31	Dima Ballard	LHP
10	Luke Becker	IF
14	Dustin Beggs	RHP
33	Zack Brown	RHP
15	Marcus Carson	OF
23	Kyle Cody	RHP
26	Kole Cottam	C
46	Joe Dudek	1B/OF
24	Dylan Dwyer	LHP
50	Marshall Gei	IF/C
44	Dorian Hairston	OF
17	Jake Hamilton	LHP
7	Connor Heady	IF
34	Sean Hjelle	RHP
37	Austin Keen	RHP
27	Justin Lewis	RHP
4	Zeke Lewis	IF
39	Zach Logue	LHP
2	Riley Mahan	IF
3	Tyler Marshall	IF
11	Keegan McHood	RHP
25	Gunnar McNeill	1B/RHP/OF
1	Trey Miller	IF/OF
6	Tristan Pompey	OF
52	Zach Pop	RHP
40	Zach Reks	IF/OF
28	Logan Salow	LHP
42	Brad Schaezner	LHP
5	JaVon Shelby	IF/OF
9	Josh Smith	LHP/OF
16	Troy Squires	IF/C
29	Zach Strecker	RHP
12	Daniel Tillo	LHP
19	Evan White	1B/OF
30	Bo Wilson	RHP
8	Storm Wilson	OF

COACHING STAFF

Head Coach: Gary Henderson, #20 (San Diego State, 1984)
 Career Record: 226-171 (8th season)
 Record at UK: 226-171 (8th season)
 Assistant Coach/Offensive Coordinator: Rick Eckstein, #57 (Florida, 1996)
 Assistant Coach/Recruiting Coordinator: Toby Bicknell, #41 (Wingate, 2002)
 Volunteer Assistant/Catching Coordinator: Keith Vorhoff, #13 (Missouri Valley, 2004)
 Director of Operations: Jack Hoehl (Auburn, 2012)

PRONUNCIATION GUIDE

Dima DEE-ma
 Gei Gee
 Heady HEAD-ee
 Hjelle Like "Jelly"
 Zeke ZEE-k
 Logue LOW-g
 Mahan MAY-han
 Salow SAY-low
 Schaezner SHIN-zer
 Tillo TILL-low

RADIO/TV SPOT CHART



1
Trey Miller
IF/OF • R-SO



2
Riley Mahan
IF • SO



3
Tyler Marshall
IF • R-SO



4
Zeke Lewis
IF • FR



5
JaVon Shelby
IF/OF • JR



6
Tristan Pompey
OF • FR



7
Connor Heady
IF • JR



8
Storm Wilson
OF • R-JR




9
Josh Smith
LHP/OF • FR



10
Luke Becker
IF • SO



11
Keegan McHood
RHP • FR



12
Daniel Tillo
LHP • FR




14
Dustin Beggs
RHP • SR



15
Marcus Carson
OF • JR




16
Troy Squires
IF/C • R-SO



17
Jake Hamilton
LHP • R-FR



19
Evan White
1B/OF • SO



23
Kyle Cody
RHP • SR




24
Dylan Dwyer
LHP • SR



25
Gunnar McNeill
1B/OF/RHP • JR



26
Kole Cottam
C • FR




27
Justin Lewis
RHP • R-FR



28
Logan Salow
LHP • JR



29
Zach Strecker
RHP • R-SR




30
Bo Wilson
RHP • SR



31
Dima Ballard
LHP • FR




33
Zack Brown
RHP • JR




34
Sean Hjelle
RHP • FR




35
Zach Arnold
C • SR




37
Austin Keen
RHP • FR



39
Zach Logue
LHP • SO




40
Zach Reks
IF/OF • JR




42
Brad Schaezner
LHP • SO



44
Dorian Hairston
OF • SR



46
Joe Dudek
1B/OF • JR



50
Marshall Gei
IF/C • R-FR



52
Zach Pop
RHP • SO



20
Gary Henderson
Head Coach



57
Rick Eckstein
Assistant Coach



41
Toby Bicknell
Assistant Coach



13
Keith Vorhoff
Assistant Coach



Jack Hoehli
Dir. of Operations



Ryan DeVriendt
Strength Coach



2016 SCHEDULE

Date	Day	Opponent	Site	Time	TV
Feb. 19	Friday	at Wofford	Spartanburg, S.C.	5:00 p.m.	
Feb. 20	Saturday	vs. George Mason (at USC Upstate)	Spartanburg, S.C.	12:00 p.m.	
Feb. 21	Sunday	vs. Dayton (at USC Upstate)	Spartanburg, S.C.	10:00 a.m.	
Feb. 26	Friday	#vs. UC Santa Barbara (at SDSU)	San Diego, Calif.	4:00 p.m.	
Feb. 27	Saturday	#TBD	San Diego, Calif.	TBD	
Feb. 28	Sunday	#TBD	San Diego, Calif.	TBD	
MARCH 2	WEDNESDAY	AUSTIN PEAY	LEXINGTON	4:00 P.M.	SECN+
MARCH 4	FRIDAY	BUFFALO	LEXINGTON	4:00 P.M.	SECN+
MARCH 5	SATURDAY	BUFFALO	LEXINGTON	2:00 P.M.	SECN+
MARCH 6	SUNDAY	BUFFALO	LEXINGTON	1:00 P.M.	SECN+
MARCH 8	TUESDAY	CINCINNATI	LEXINGTON	4:00 P.M.	SECN+
MARCH 9	WEDNESDAY	MURRAY STATE	LEXINGTON	4:00 P.M.	
MARCH 11	FRIDAY	USC UPSTATE	LEXINGTON	4:00 P.M.	
MARCH 12	SATURDAY	USC UPSTATE	LEXINGTON	2:00 P.M.	SECN+
MARCH 13	SUNDAY	USC UPSTATE	LEXINGTON	1:00 P.M.	SECN+
MARCH 15	TUESDAY	WESTERN KENTUCKY	LEXINGTON	4:00 P.M.	SECN+
March 18	Friday	*at Georgia	Athens, Ga.	7:00 p.m.	SECN (BL)
March 19	Saturday	*at Georgia	Athens, Ga.	2:00 p.m.	SECN
March 20	Sunday	*at Georgia	Athens, Ga.	1:00 p.m.	SECN
MARCH 22	TUESDAY	MOREHEAD STATE	LEXINGTON	6:30 P.M.	
MARCH 25	FRIDAY	*FLORIDA	LEXINGTON	6:30 P.M.	SECN+
MARCH 26	SATURDAY	*FLORIDA	LEXINGTON	2:00 P.M.	SECN+
MARCH 27	SUNDAY	*FLORIDA	LEXINGTON	1:00 P.M.	SECN+
MARCH 29	TUESDAY	NORTHERN KENTUCKY	LEXINGTON	6:30 P.M.	SECN+
MARCH 30	WEDNESDAY	XAVIER	LEXINGTON	6:30 P.M.	SECN+
April 1	Friday	*at Tennessee	Knoxville, Tenn.	6:00 p.m.	SECN+
April 2	Saturday	*at Tennessee	Knoxville, Tenn.	4:00 p.m.	SECN+
April 3	Sunday	*at Tennessee	Knoxville, Tenn.	2:00 p.m.	SECN+
APRIL 6	WEDNESDAY	LOUISVILLE	LEXINGTON	7:30 P.M.	ESPNU
APRIL 8	FRIDAY	*ALABAMA	LEXINGTON	6:30 P.M.	SECN+
APRIL 9	SATURDAY	*ALABAMA	LEXINGTON	2:00 P.M.	SECN+
APRIL 10	SUNDAY	*ALABAMA	LEXINGTON	1:00 P.M.	SECN+
APRIL 12	TUESDAY	EASTERN KENTUCKY	LEXINGTON	6:30 P.M.	SECN+
April 15	Friday	*at Vanderbilt	Nashville, Tenn.	7:30 p.m.	SECN+
April 16	Saturday	*at Vanderbilt	Nashville, Tenn.	3:00 p.m.	SECN+
April 17	Sunday	*at Vanderbilt	Nashville, Tenn.	2:00 p.m.	SECN+
April 19	Tuesday	at Louisville	Louisville, Ky.	6:00 p.m.	ESPN3
APRIL 21	THURSDAY	*ARKANSAS	LEXINGTON	7:00 P.M.	SECN
APRIL 22	FRIDAY	*ARKANSAS	LEXINGTON	7:30 P.M.	ESPNU
APRIL 23	SATURDAY	*ARKANSAS	LEXINGTON	1:00 P.M.	SECN+
APRIL 26	TUESDAY	DAYTON	LEXINGTON	6:40 P.M.	SECN+
APRIL 27	WEDNESDAY	MIAMI (OHIO)	LEXINGTON	6:30 P.M.	SECN+
April 29	Friday	*at Auburn	Auburn, Ala.	7:00 p.m.	SECN+
April 30	Saturday	*at Auburn	Auburn, Ala.	7:00 p.m.	SECN
May 1	Sunday	*at Auburn	Auburn, Ala.	2:00 p.m.	SECN+
MAY 6	FRIDAY	*SOUTH CAROLINA	LEXINGTON	6:30 P.M.	SECN+
MAY 7	SATURDAY	*SOUTH CAROLINA	LEXINGTON	6:30 P.M.	SECN+
MAY 8	SUNDAY	*SOUTH CAROLINA	LEXINGTON	3:00 P.M.	ESPNU
May 10	Tuesday	at Indiana	Bloomington, Ind.	4:00 p.m.	
May 12	Thursday	*at Ole Miss	Oxford, Miss.	7:30 p.m.	ESPNU
May 13	Friday	*at Ole Miss	Oxford, Miss.	7:30 p.m.	SECN+
May 14	Saturday	*at Ole Miss	Oxford, Miss.	5:00 p.m.	SECN+
May 17	Tuesday	at Murray State	Paducah, Ky.	7:00 p.m.	
MAY 19	THURSDAY	*MISSOURI	LEXINGTON	6:30 P.M.	SECN+
MAY 20	FRIDAY	*MISSOURI	LEXINGTON	6:30 P.M.	SECN+
MAY 21	SATURDAY	*MISSOURI	LEXINGTON	1:00 P.M.	SECN+
May 24-29	Tues.-Sun.	SEC Tournament	Hoover, Ala.	TBD	
June 3-6	Fri.-Mon.	NCAA Regionals	TBD	TBD	
June 10-13	Fri.-Mon.	NCAA Super Regionals	TBD	TBD	
June 18-29	Sat.-Wed.	NCAA College World Series	Omaha, Neb.	TBD	

*** All Times Eastern and Subject to Change ***

#: denotes SEC game; #: Tony Gwynn Classic (San Diego, Calif.); BL: SECN Bases Loaded coverage

* All SECN+ home games will feature Dick Gabriel (play by play) and Doug Flynn (color) in the booth *

TRAVEL SCHEDULE

Spartanburg, S.C. Feb. 18-21

Spartanburg Marriott
299 N. Church St.
Spartanburg, SC 29306
864.596.1211

San Diego Feb. 25-28

Sheraton Mission Valley San Diego
1433 Camino Del Rio South
San Diego, CA 92108
619.260.0111

Athens, Ga. March 17-20

Holiday Inn Athens
197 E. Broad St.
Athens, GA 30601
706.549.4433

Knoxville, Tenn. March 31-April 3

Crowne Plaza Knoxville Downtown
401 W. Summit Hill Dr.
Knoxville, TN 37902
865.522.2600

Nashville April 14-19

Hilton Brentwood/Nashville Suites
9000 Overlook Blvd.
Brentwood, TN 37027
615.370.0111

Auburn, Ala. April 28-May 1

Hilton Garden Inn Auburn/Opelika
2555 Hilton Garden Dr.
Auburn, AL 36830
334.502.3500

Oxford, Miss. May 11-14

Hampton Inn Oxford
103 Ed Perry Blvd.
Oxford, MS 38655
662.234.5565

Hoover, Ala. May 23-29

TBD



COACHING STAFF



HEAD COACH GARY HENDERSON



Gary Henderson, the 2012 SEC Coach of the Year, is in his eighth year as the head coach and his 13th year overall with the Kentucky baseball program. A graduate of San Diego State, Henderson has directed the Wildcats into an unprecedented era of success as UK has set the school wins record three times during his tenure and have annually re-written the century old UK record book.

Henderson, who has carved out a reputation as one of the top pitching coaches in the NCAA, has led UK to the best 12-year stretch in program history, highlighted by a historic 2012 season and the first SEC Championship in school annals in 2006. UK shattered nearly every school record in 2012 while soaring to No. 1 in the nation for three weeks, a first in program history, and has equaled the best finish in the NCAA and SEC Tournaments in UK history twice in the last four years.

The fastest coach to 200 wins in Kentucky history, Henderson has ushered in a staggering amount of talent at UK, as a school-record nine players were picked in the 2012 MLB Draft – second most in the NCAA – and a total of 68 UK players have been picked in the MLB Draft or signed as a free agent under his guidance.

While directing UK to its eighth all-time NCAA Tournament berth in 2014, the Wildcats had one of the best seasons in program history – boosted by the nation's top offense. Highlighting the campaign was the performance of two-way star AJ Reed, who blossomed into one of the top individual performers in the history of college baseball. UK's Friday-night ace for two seasons and its primary run producer at the plate, Reed was the unanimous national player of the year. Reed became the first player in league history to lead the SEC – and the nation – in homers and also pace the circuit in pitching wins, going 12-2 with a 2.09 ERA. Reed belted 23 homers, hit .336 and had a SEC-best 73 RBI and a .476 on-base percentage. His 23 homers were more than 185 teams combined to hit during the 2014 season.

Henderson served as the pitching coach on the USA Collegiate National Team during the 2015 summer, joining the coaching staff of St. John's Ed Blankmeyer, along with fellow Team USA assistant coaches Elliot Avent (N.C. State), Paul Mainieri (LSU) and Rich Hill (San Diego). While managing a dynamic pitching staff, Henderson oversaw a Team USA no-hitter over the Cuban Senior National Team, the first time Cuba had been no-hit in international play. Team USA won its series meetings with Cuba and Taiwan.

Henderson's impact on the UK program can be seen directly in the amount of talent it is producing, as UK saw a program best 68 players selected in the MLB Draft or signed as a free agent, including a UK record nine in 2012. Overall, Henderson has seen 27 of his pitchers drafted at Kentucky and a total of 68 of the 167 players drafted in program history have come under his watch, a staggering 41 percent.

Henderson's 2012 season also marked a season of firsts for the UK program, as UK was ranked No. 1 in the nation for three weeks in the middle of SEC play, the first No. 1 national ranking for the program. UK finished the 2012 season with a No. 11 national ranking by Baseball America and the No. 14 NCAA RPI, both program highs, leading the SEC a record eight of 10 weeks and winning seven of its 10 weekend series, also a program first. UK ran up a school-record 22-game winning streak, the second-longest winning stretch in the storied history of the SEC and won its first ever series over a No. 1 ranked team, taking two of three games from LSU at home when UK was ranked as high as No. 2.

The Wildcats are coming off their eighth all-time NCAA Tournament berth in 2014, with Kentucky posting one of its most successful seasons in program history. Under Henderson's guidance, UK two-way star Reed blossomed into one of the top individual performers in the history of college baseball. UK's Friday-night ace for two seasons and its primary run producer at the plate, Reed was the unanimous national player of the year, winning the USA Baseball Golden Spikes Award, the Dick Howser Trophy, Baseball America College Player of the Year, American Baseball Coaches Association National Player of the Year, SEC Male Athlete of the Year, SEC Player of the Year and the John Olerud Trophy.

Reed became the first player in league history to lead the SEC – and the nation – in homers and also paced the circuit in pitching wins, going 12-2 with a 2.09 ERA. Reed belted 23 homers, hit .336 and had a SEC-best 73 RBI and a .476 on-base percentage. His 23 homers were more than 185 teams combined to hit during the 2014 season. Reed's first full professional season saw him lead minor league baseball in homers, runs, RBI, slugging and OPS, while soaring to triple-A in the Astros organization.

Following the season Reed and UK star centerfielder Austin Cousino – a two-time Rawlings Gold Glove Award winner – were selected in the top three rounds of the 2014 MLB Draft. Overall, UK had six players drafted or sign a professional contract, including Reed (second round), Cousino (third round), infielder Max Kuhn (13th round), righty Chandler Shepherd (13th round), catcher Micheal Thomas (22nd round) and shortstop Matt Reid (free agent).

UK's 2012 campaign that ranked as the best in the history of the program, with Henderson voted Southeastern Conference Coach of the Year by the league coaches. Henderson directed the Wildcats to a school-record 45-win season, with UK completing its best finishes in the SEC and NCAA Tournaments in school annals.

The 2012 season features a bevy of record-setting statistics, with Henderson's pitching staff setting new program records in saves (22), innings pitched (570), strikeouts (502) and opponent average (.260). UK also set a new program standard with a .976 fielding mark. A key piece of the UK 2012 season was the dynamic Wildcats bullpen, which owned a staggering 40-0 record when leading after seven innings and a 32-1 mark when leading after four frames. Overall, UK's bullpen owned a 17-6 record, a 2.97 ERA, with 22 saves and a .235 opponent average.

Following the season, a school-record nine UK players were selected in the 2012 MLB Draft, the second-most in the NCAA and the Wildcats sent a nation-leading nine players from its 2013 roster to play in the Cape Cod League or on the USA Collegiate National Team.

The Wildcats posted another 30-win season in 2013 that saw UK ranked in the top-25 for 12 of 15 weeks. Kentucky again took aim at the UK record book under Henderson's tutelage, as UK set a new program record for bullpen ERA, with UK boasting a dynamic relief corps that included record-shattering closer Trevor Gott. UK sported a 2.29 bullpen ERA, went 25-0 when staked to an eighth inning lead and finished the year winning 88 consecutive games when leading after eight innings, dating back to 2011. UK also had the third-best fielding percentage in school annals, with two of the top three marks coming under Henderson's eye.

Kentucky again made a splash in the MLB Draft in 2013, as Corey Littrell (fourth round), Gott (fifth round), J.T. Riddle (11th round) and Jerad Grundy (12th round) were all signed to their first professional contracts. Gott has already debuted in the big leagues and is quickly establishing himself as one of the top young relievers in MLB. Riddle has earned a spot on the Marlins 40-man roster entering 2016 after a strong fall in the Arizona League.

During the summer of 2012, Henderson started working with USA Baseball, serving as an instructor during the USA Baseball 14-U National Development Team Program, joining Arizona State head coach Tim Esmay on the USA staff, along with former New York Yankees general manager Bob Watson.

During his five years as the associate head coach, Henderson helped lead the Wildcat program to two then-record 44-win seasons, two NCAA Regional Championship appearances, an NCAA Regional host and the first SEC Championship in UK's 75-year history in the SEC.

Henderson's 2008 pitching staff was the best in the SEC, pacing the conference with a 3.71 team ERA, ranking as the second-best ERA in school history.

A former national assistant coach of the year in 1996 at Florida, Henderson is in his second collegiate head coaching job, with assistant coaching stops at San Diego State, Fullerton State, Riverside CC, Pepperdine, Florida and Oregon State. Henderson's head coaching experience came as the head coach at Chapman University (Calif.), where he helped transition the program to Division I, guiding the program to a national ranking in just its first year.

Henderson's impact on the UK pitching staff has been dramatic help-

ing transform the Wildcat staff into one of the top in the nation. Individually, impact can be seen by the improvements made to 2008 senior pitchers Andrew Albers, Brock Baber and Greg Dombrowski, a trio which exited UK among the pitching record holders. UK's 2007-08 Friday night starter Chris Rusin became the first Wildcat pitcher tabbed as a first-team All-SEC selection since current MLB reliever Scott Downs in 1997.

After securing the fourth-best recruiting class in the nation in 2008 – a school record – Henderson has helped mentor the group into the next phase of their baseball careers, most notably 2011 first-round MLB Draft pick Alex Meyer, who became the second-highest UK draft pick in program history.

Henderson worked tirelessly with Meyer, who arrived at Kentucky as a 6-foot-6, 175-pound projectable right-hander. Meyer and Henderson worked to smooth mechanics and develop on and off the field into a dynamic starter that earned All-SEC honors in 2011. Meyer finished his UK career ranking among the career and single-season record holders, fanning 253 in 211.2 innings, with 13 wins. In 2011, Meyer finished with a 2.94 ERA and a 7-5 mark, striking out 110 in 101 innings. Just a year later, Meyer was on the mound in the MLB Futures Game at Kauffman Stadium in Kansas City, as the 50th-best prospect in the game.

With Henderson guiding the pitching staff in 2009, Kentucky ended the season setting a school-record for strikeouts in a season, fanning 523 as a staff. Kentucky also had three pitchers drafted in the 2009 MLB Draft, including two players who signed contracts. Rusin, a 2009 senior, signed to play in the Chicago Cubs organization after being drafted by the Cubs in the fourth round and has since made his MLB debut. In 2010, UK junior Logan Darnell went in the sixth round to the Minnesota Twins, after going undrafted in high school out of Nashville suburb, Joelton, Tenn.

Henderson's pitching staff became a force during the 2006 SEC Championship season, ranking third in the conference in ERA. The Wildcats' pitching staff improved under Henderson immediately, as the team improved from a 5.23 ERA in 2005 to a 3.95 ERA during 2006. Most impressively, Henderson transformed the 2006 pitching staff into a weapon, using journeyman weekend starters, Greg Dombrowski, Craig Snipp and Aaron Tennyson, a trio of players without imposing "stuff" that bought into Henderson's approach on the mound. Most notably, Henderson turned Dombrowski – a 5-foot-11 side-arm righty with an 82-mph fastball – into a 10-win performer in 2006.

In 2008, despite playing in a "hitters ballpark", Henderson's pitching staff allowed the fewest home runs in the SEC. That staff also allowed the fewest runs and the fewest earned runs in the SEC in 2008.

One of the stalwarts of the UK pitching staff in 2008 was Albers, whose leadership and competitive fire was a key element to UK's run. Albers was a 10th round pick in the 2008 MLB Draft by the San Diego Padres, playing in the minor league system for one season before having Tommy John surgery. After rehabbing and

proving his health in the independent leagues, Albers traveled to Lexington to stay in Henderson's basement and workout. Henderson arranged for scouts from the Minnesota Twins to watch an Albers bullpen and after a second workout session in Florida, Albers signed with the Twins. He completed his fairytale rise to the big leagues in 2013, setting a franchise record for consecutive shutout innings to start his career and earning Twins Minor League Pitcher of the Year accolades.

Regarded as one of the top coaches in college baseball in terms of controlling the running game defensively, Henderson had four consecutive years, from 2005 to 2008, where each of his Wildcat staffs led the SEC in fewest stolen bases allowed. Overall, UK has allowed the fewest steals in the SEC in six of his 10 seasons directing the pitching staff.

Henderson's impact can not only be seen in the pitching staff but also in his recruiting ability. His impact was immediate upon his arrival, as UK's first recruiting class under Henderson was hailed as one of the top 25 in the nation by Collegiate Baseball. Henderson has continued to recruit the best players in the country, as the 2007 class was ranked among the nation's best and the 2008 class was tabbed No. 31. Henderson's 2008 (2009 newcomers) class was widely regarded by many as one of the best class in the nation (fourth overall) and the top recruiting class in program history. The 2009 (2010 newcomers) class wasn't too far behind, ranking in the top-15 in Baseball America and as the sixth-best class in the nation by Collegiate Baseball Newspaper. Henderson has kept up the recruiting momentum, signing the No. 16 class in the NCAA in 2010 and the No. 25 class in 2011 (2012 newcomers). His 2012 class (2013 newcomers) boasted five previous draftees, a program best, ranking as high as No. 11 in the nation.

Prior to his current post, Henderson spent five seasons as pitching coach and recruiting coordinator at Oregon State. The Beavers notched the school's first ever College World Series titles in 2006 and 2007, riding the arms of several players recruited by Henderson. The most notable was CWS MVP Kevin Gunderson, who pitched a brilliant postseason in leading the Beavers to the title.

At Oregon State, Henderson coached eight Beaver pitchers who were drafted by major league teams, five of whom were selected in the top eight rounds. With the help of Henderson's recruiting efforts, the Beavers improved from 19 wins in 1999 to 31 in both the 2001 and 2002 seasons, finishing 31-24 and 31-23, respectively. In his time with the Beavers, two of Henderson's recruiting classes were ranked among the top 30 nationally. Meanwhile, his pitching staff led the Pac-10 Conference in complete games in both the 2000 and 2001 seasons.

In 1996, Collegiate Baseball Newspaper tabbed Henderson as the National Assistant Coach of the Year. At the time, he was in his second year at Florida, where he served as pitching coach and recruiting coordinator for the high-octane Gators from 1995-98. In that time, he helped the Gators to the SEC Championship and the College World Series in both 1996 and

HENDERSON FILE

Personal

Wife: Vicki

Son: Alex DeAngelis (30) and Ty (14)

Education

High School: Sheldon HS (Eugene, Ore.)

College: San Diego St. 1984 (english)

Graduate: San Diego St. 1990 (sports psychology)

Playing Career

1976-79: Sheldon HS

1980: Linfield College

1982-84: San Diego State

Coaching Career

1985: Crawford HS, assistant coach

1986-87: Serra HS, head coach

1988: San Diego State, JV head coach

1989: Fullerton State, assistant coach

1990: Riverside CC, pitching coach

1991-92: Chapman University, pitching coach

1993: Chapman University (Div. I), head coach

1994: Pepperdine, pitching coach

1995-98: Florida, pitching coach

1999-03: Oregon State, pitching coach

2004-2008: Kentucky, associate head/pitching coach

2009-present: Kentucky, head coach

Coaching Honors

1996: National Assistant Coach of the Year

2008: American Baseball Coaches Association (ABCA) National Convention Speaker

2012: SEC Coach of the Year

2012: USA Baseball U-14 Coaching Staff

2015: USA Baseball Collegiate National Team Pitching Coach



1998. Collegiate Baseball awarded national rankings to all four of Henderson's recruiting classes at Florida, including a No. 4 spot in 1996.

In his playing days, Henderson pitched one year at Linfield College before transferring to San Diego State. He compiled a 19-5 career record at the two schools, earning his first career win in a road matchup at Southern California.

Henderson, a former standout prep quarterback, earned a bachelor's degree in English from San Diego State and a master's degree in sports psychology from SDSU.

Henderson and his wife, Vicki, have two sons, Alex (30) and Ty (14).

NO STEALS FOR YOU

Year	SB Allowed (SEC Rank)	Pickoffs (SEC Rank)
2004	57 (12th)	12 (4th)
2005	31 (1st)	8 (6th)
2006	18 (1st)	6 (8th)
2007	29 (1st)	12 (5th)
2008	39 (1st)	7 (8th)
2009	56 (7th)	12 (4th)
2010	50 (6th)	22 (2nd)
2011	42 (5th)	15 (3rd)
2012	27 (1st)	20 (1st)
2013	29 (3rd)	12 (3rd)
2014	38 (3rd)	5 (12th)

* One of Gary Henderson's cornerstones in building a pitching staff is an ability to control the opponent's running game, fundamentals that have taken on increased importance with the bat standard changes since 2011.

QUOTING UK GREAT ALEX MEYER

On Gary Henderson's influence on his career ...

"One of the things that I can thank coach Henderson the most for is the maturation process that he made me go through. When I showed up at Kentucky, I was thinking that I was going to come in and dominate right away and I would be the big guy right from day one. Pretty soon I figured out that it was going to be a lot harder than I thought and he was there for me from day one. He was there the whole time, through the good and the bad. He would tell me that I was going to get through the struggles. After fall ball my freshman year, I was worried. I started pretty good but by the end of it our veteran hitters started to understand what I was going to do. And all of a sudden I couldn't get a guy out in my freshman fall. And he told me that I was going to figure it out and this is part of the process. That I was going to be successful and if I stuck with it I would be successful. He did a real good job of keeping everything in perspective."

On Henderson's attention to the mental game ...

"One thing that he told me that I will never forget. And I have told people this, when I go to speak to a local middle or high school team, one thing I always tell them that resonated with me from coach Henderson is that baseball is truly a game of failure. When he told me that, I didn't necessarily understand what he was talking about. But he told me to think about it, if a guy fails seven times out of 10 at the plate in baseball you are going to go down as one of the best to ever play the game. And that is over half the time failing. So if you fail seven times and you let that eat you up, it is just going to wear on you and break you down. That is something he really preaches, is that you are going to fail. And he says he isn't going to get mad at you when you fail, he is going to talk to you and hope you can learn from it and give you another chance to go out and prove that you can learn from it. That is something he did a great job with me. When I messed up, he would explain what I was doing wrong. When you have a coach that is able to break things down for you and make things so simple, it can really help you out and make things easy for you."



HENDERSON'S UK RECRUIT RANKINGS

Year	Rank
2007	No. 21 (Collegiate Baseball), No. 23 (Baseball America)
2008	No. 31 (Collegiate Baseball)
2009	No. 4 [school record] (Baseball America)
2010	No. 6 (Collegiate Baseball), No. 15 (Baseball America)
2011	No. 16 (Collegiate Baseball)
2012	No. 25 (Collegiate Baseball)
2013	No. 11 (Collegiate Baseball), No. 18 (Baseball America)
2014	No. 25 (Baseball America)
2015	No. 17 (Collegiate Baseball)

NOTING HENDERSON

- * Paced UK to the best season in program history in 2012, as UK won a record 45 games and posted its best finishes in the NCAA and SEC Tournaments in UK history.
- * Was named 2012 SEC Coach of the Year in a voting of the league coaches, leading UK to a 20-13 record against SEC foes, with UK finishing just a game shy of the SEC Title and spending three weeks ranked No. 1 in the nation.
- * Paced UK 2012 bullpen that went a stunning 40-0 when leading after seven innings and 32-1 when leading after four innings. UK's bullpen set a school-record with 22 saves, with closer Trevor Gott breaking the single-season mark with nine saves.
- * Had a school-record nine players selected in the 2012 MLB Draft – second-most in the NCAA.
- * Has brought in staggering amounts of talent, as his 2013 roster led the NCAA in players in the Cape Cod League or the USA National Team during the summer and with 15 players drafted on its roster, ranks second in the NCAA.
- * Henderson helped develop 6-foot-9 Alex Meyer from a 20th-round pick out of high school to the 23rd overall selection in the 2011 MLB Draft after his junior season, with Meyer transforming from a projectable talent into a polished dominating SEC starter.
- * As the pitching and recruiting guru, Henderson has brought in a bevy of talent since the 2006 season, with a staggering total of 53 UK players have been drafted or signed a free agent professional contracts.
- * Over the history of UK baseball in the MLB Draft, dating back to 1965, 156 players have been drafted or signed a free-agent MLB contact, with 37-percent (57-of-156 total) coming during Henderson's time as the recruiting coordinator and head coach.
- * Henderson directed his 2010 team to the first sweep over LSU since the 1991 season and just the second sweep over the tradition-laden Tigers in program history. UK also posted a series win over South Carolina, the eventual 2010-11 NCAA Champions.
- * Henderson's 2010 team was one of the top in school history, finishing half a win shy of advancing to the NCAA Tournament, owning the seventh-best strength of schedule in the nation and a top-30 RPI, with UK charting the fourth-most wins over top-25 RPI teams in the NCAA.
- * Since taking over as head coach, Henderson has helped transform the UK offensive attack into a dynamic approach geared towards athleticism, power and speed, with UK leading the SEC in stolen bases and homers in 2010 and ranking second in the league in doubles and homers with the scaled down bats in 2011 and ranking among the top three in nearly every offensive category in 2012.
- * Recruited the bases of the Oregon State rosters that won back-to-back NCAA Titles in 2006-07, where he served as the recruiting coordinator and pitching coach.
- * Was named the 1996 ABCA Assistant Coach of the Year after directing the Florida pitching staff to the 1996 College World Series.

HENDERSON'S UK DRAFT IMPACT

Player	High School Draft	Post-UK Draft	Note
Brian Adams	45th round	8th round	Played football at WR for UK
Kyle Barrett	undrafted	13th round	Led SEC in hits in 2015
Taylor Black	undrafted	16th round	SS launched 11 homers in 2010
Chris Bisson	undrafted	4th round	IABF World Cup Gold Medalist
Sawyer Carroll	undrafted	3rd round	2008 first-team All-America OF
Sean Coughlin	32nd round	13th round	2007 first-team All-America C
Austin Cousino	undrafted	3rd round	2012 SEC Freshman of the Year
Collin Cowgill	undrafted	5th round	2011 Triple-A PCL Rookie of the Year
Cameron Flynn	undrafted	18th round	Belted nine homers during 2012
Max Kuhn	24th round	13th round	2014 2nd-team All-SEC, led SEC in runs
Luke Maile	43rd round	8th round	Led UK with .319 average, 12 HR in 2012
Thomas McCarthy	undrafted	18th round	2011 first-team All-SEC
Lance Ray	undrafted	8th round	Hit .356/.458/.720 in 41 2010 games
AJ Reed	25th round	2nd round	Unanimous national player of the year
J.T. Riddle	35th round	13th round	Three-year starter at second base
Ryan Strieby	29th round	3rd round	2006 SEC Player of the Year
John Shelby	undrafted	4th round	2006 All-SEC
Ka'ai Tom	undrafted	5th round	Among UK career average record holders
Chris Wade	undrafted	11th round	2008 freshman All-America SS
Chad Wright	undrafted	9th round	2011 All-SEC

Pitcher	High School Draft	Post-UK Draft	Note
Andrew Albers	undrafted	10th round	IABF World Cup Gold Medalist
Logan Darnell	undrafted	4th round	10 wins, 4 saves in UK career
Trevor Gott	undrafted	6th round	UK career, season record holder for saves
Scott Green	undrafted	3rd round	2007 Cape Cod League Champion
Jerad Grundy	46th round	11th round	4-time MLB Draft pick
Corey Littrell	35th round	4th round	Second-most wins in UK history
Alex Meyer	20th round	1st round	2012 MLB Futures Game
James Paxton	undrafted	1st round	2011 MLB Futures Game
Tim Peterson	undrafted	23rd round	Appeared in 28 games for 2012 bullpen
Alex Phillips	undrafted	19th round	Saved 8 games in 2012
Taylor Rogers	37th round	11th round	UK's 2012 Friday night starter
Chris Rusin	undrafted	4th round	Made 2012 MLB debut with Cubs
Chandler Shepherd	41st round	13th round	13 wins, 3.45 career ERA from 2012-14

WHAT THEY ARE SAYING ABOUT HENDERSON

"No question that this program is going nowhere but up. Coach Henderson has played a huge part in so many players lives. He is one of the best recruiters in the country. I mean he found me all the way up in Saskatchewan, Canada. Not many guys make it from up there down here. He does a great job and I think his ability to form relationships with players and their families really just attracts people to this program and it should. He has that personality and is just a tremendous person. He's very intense, is a tremendous competitor and he's locked in at all times. Guys just want to be around him, he's a winner."

- *Minnesota Twins 2013 Minor League Pitcher of the Year Andrew Albers*

"I love Coach Henderson. He actually came out to a game here in Reno (when Cowgill played for the Triple-A Aces). He was recruiting a kid in Sacramento, I think, and just jumped over a night and we sat outside at the field for at least an hour and just talked about everything from baseball to his son, Ty. He's a friend and he's been great mentor to me. The way he treats us when we come back in the offseason to work out, he does everything he can to help us. He'd do anything for us and, at the same time, we try to do everything we can for them. It's a great relationship I have with them and they take great care of me, so I can't thank them enough for what they've done."

- *Former UK All-American and Los Angeles Angels outfielder Collin Cowgill*

"Gary is one of the top coaches in the country and I am so proud of having gotten to work with him and be apart of his life. Gary's work ethic, his attention to detail and his pure knowledge of what is going on with all aspects of the game makes him an outstanding coach. Gary is someone who has always been ahead of the game when it comes to recruiting and someone who has had an amazing impact on programs. He has earned the job, he is a man of integrity and someone who will do an outstanding job at Kentucky."

- *Oregon State Head Coach Pat Casey*

"Gary Henderson is going to be a phenomenal head coach, I am really happy for him and the University of Kentucky. Gary is a guy who really knows his stuff and him getting a head coaching job in the SEC is a really long time coming. He is a coach that can really relate to the players, a guy who is smart and witty, definitely one of the funniest coaches I have ever had. Gary Henderson deserves to be a head coach at a top-notch major school and he is going to do an outstanding job."

- *MLB Catcher David Ross*



ASSISTANT COACH TOBY BICKNELL

FIRST YEAR AT UK



After spending five seasons as an assistant coach at the Air Force Academy Toby Bicknell is in his first year as Kentucky's recruiting coordinator.

"Toby Bicknell is a proven coach and recruiter widely respected in our industry," Henderson said. "Toby's unique skills, experience and background will compliment a coaching and support staff I am proud and excited to lead. We look forward to welcoming him to the Kentucky baseball family."

Bicknell joins the Kentucky coaching staff after serving as Air Force's recruiting coordinator, hitting coach and defensive coordinator from 2011-15. Known for a tireless work ethic and passion for the game, Bicknell joined the Air Force coaching staff after two seasons with Davidson as the offensive and defensive coordinator, and two campaigns with Clemson as the volunteer assistant with the Tigers.

"I am honored for the opportunity Coach Henderson extended me to become a part of The University of Kentucky and the baseball program," Bicknell said. "I am excited to work with such an amazing group of coaches, staff and players. I am looking forward to competing in the SEC and continuing the championship culture that is already in place here at Kentucky."

Bicknell had a positive impact on the Falcons program, recruiting a competitive roster in the Mountain West. He recruited three top-100 recruiting classes and led the Falcons to a Division I school-record for wins in 2015. The 2011 Air Force team had its most wins since 2002, while setting a school-record for fielding percentage, which was later shattered by his 2015 club. Prior to Air Force, Bicknell dramatically changed the landscape of the Davidson program in his two seasons and during his time at Clemson, saw the Tigers total 70 wins and advance to the NCAA Starkville Super Regional.

During his time at Air Force, Bicknell helped outfielder Tyler Jones earned freshman All-American honors after batting .338 in 2014. Under Bicknell's guidance, Jones became Air Force's first freshman since 1991 to earn all-conference honors.

In 2012, Bicknell coached a trio of Falcons to Mountain West Baseball All-Conference team. The Falcons were led by senior Blair Roberts who earned first-team honors at second base. Roberts earned the selection with a .302 conference batting average, becoming Air Force's first all-conference

middle infielder in the Mountain West era. The Falcons also set a school record with 46 sacrifice bunts and ranked 33rd in the nation in triples per game. Defensively, the Falcons fielded .959 on the season, the second-best mark in school history. The Falcon catchers combined to throw out 30 baserunners on the season ranking second in the Mountain West.

In 2011, Bicknell helped lead the Fighting Falcons to the most wins since 2002. Defensively, Air Force set the school record for fielding percentage at .960.

Bicknell spent the 2009 and 2010 seasons at Davidson College. At Davidson, Bicknell dramatically helped turn around the offense and defense. During his first season with the Wildcats, the 2009 team improved in eight offensive categories - home runs (30 to 66), doubles (89 to 122), runs scored (272 to 313), RBI (252 to 283), total bases (647 to 827), slugging percentage (.375 to .468), on-base percentage and stolen bases (45 to 56), and finished seventh or higher in the Southern Conference in five offensive categories. Davidson had five starters that batted over .300, three with double-digit homers and four starters with double-digits in doubles.

Prior to his time at Davidson, Bicknell spent two seasons as the Volunteer assistant coach at Clemson University. During his time at Clemson, Bicknell worked primarily with infielders and hitters along with coordinating summer camps at Clemson. The Tigers compiled a 70-51-1 record during his two years.

In his first season at Clemson in 2007, Bicknell helped coach one of the best infields in Tiger history, led by first baseman Andy D'Alessio, shortstop Taylor Harbin, and third baseman Marquez Smith.

The Tigers advanced to the NCAA Super Regional in 2007 after capturing the NCAA Regional title. Clemson had 12 wins over teams ranked in the top-25 and had a school-record 11 players selected in 2007 MLB draft, including five players in the first three rounds.

Prior to his time at Clemson, Bicknell spent two years as an assistant coach at North Carolina-Pembroke. The Braves posted a record of 63-47 in those two years, received a national ranking as high as seventh, and posted back-to-back 30 win seasons for the first time in program history, while tying the school record for wins at 32. The 2006 team posted school records in seven offensive categories while also having six of its starters hit .315 or better.

Bicknell, who is entering his 15th year as a coach, spent seven years coaching high school and travel baseball in the Charlotte area. He coached 30 high school players that played college baseball.

As a collegiate athlete, Bicknell was a starter for the Wingate baseball team, where he played third base.

Bicknell earned his bachelor's degree in physical education at Wingate University in 2002, and his master's degree in sports administration at UNC-Pembroke in 2006.

BICKNELL FILE

Education

High School: Charlotte Christian School, 1997

College: Wingate University, 2002 (physical education)

Master's: UNC-Pembroke, 2006 (sports administration)

Playing Career

2002: Wingate University

Coaching Career

1998-00: Providence Senior HS (Charlotte, N.C.) - Assistant Coach

2000-04: On-Deck Baseball Academy (Charlotte, N.C.) Head Coach/Instructor

2003-04: Myers Park HS (Charlotte, N.C.) - Assistant Coach

2005-06: North Carolina-Pembroke - Assistant Coach

2007-08: Clemson - Volunteer Assistant Coach

2009-10: Davidson College - Assistant Coach

2011-15: Air Force - Assistant Coach

2016: Kentucky - Assistant Coach, Recruiting Coordinator



ASSISTANT COACH RICK ECKSTEIN

SECOND YEAR AT UK



Rick Eckstein, the hitting coach for the Washington Nationals for five seasons and most recently the player information coach for the Los Angeles Angels, is in his second season as Kentucky's offensive coordinator.

Eckstein joined the UK staff in 2015 after serving as the player information coach for the Angels during the 2014 season. Eckstein previously spent 2009-13 as the hitting coach for the Washington Nationals.

Eckstein has spent the previous six seasons in Major League Baseball and has been in professional baseball since 2004 after a three-year stint as an assistant at Georgia.

In his first season with Kentucky, Eckstein led an offense that was spearheaded by hit machines Kyle Barrett and Ka'ai Tom, in addition to slugging All-SEC standout JaVon Shelby. Barrett led the SEC in hits at the end of the regular season and Tom excelled as one of the top hitters in UK history. Shelby slugged nine homers, ranked third in the SEC in OPS in league games, and enters 2016 as a consensus preseason All-America selection.

"I am thrilled to join the staff at Kentucky," Eckstein said. "Having had the opportunity to work with coach Henderson when I was a player and assistant at Florida, I was excited to rejoin his staff. I want to thank Mike Scioscia and everyone with the Angels for a wonderful opportunity to work with a first-class organization. The opportunity to return to the nation's best collegiate baseball league, the Southeastern Conference, and work at such a well-respected program is very exciting and I can't wait to get to work."

Henderson and Eckstein reunite after spending three seasons together at the University of Florida, where Henderson coached and recruited Eckstein for the 1996 season before Rick joined the staff as the volunteer assistant for the 1997-98 teams. Florida posted a historic season in 1996 – Rick's final season as an athlete – with Henderson serving as the pitching coach as the Gators advanced to the College World Series.

"We could not be more thrilled to bring Rick into the Kentucky baseball family," UK head coach Gary Henderson said. "Rick is one of the most respected minds in baseball and his teaching skills and baseball knowledge will be a great asset to our program. Rick has experience at all levels of baseball and will bring a unique big-league experience to our student-athletes. I have had the pleasure of working with Rick as a player and colleague and know the kind of positive impact he will have on our program. With Rick joining Brad Bohannon and Keith Vorhoff on our staff, we will continue to have an outstanding coaching staff."

Eckstein joined the Angels coaching staff for the 2014 season, with an official title of player information coach, also functioning as assistant hitting coach and an advanced scout. During his time with the Angels in 2014, Los Angeles has been positioned squarely in the American League Western Division title hunt. Eckstein has worked with Angels hitters that include former UK All-America outfielder Collin Cowgill, and stars Albert Pujols, Mike Trout and Josh Hamilton.

Before joining the Angels coaching staff, Eckstein served as the hitting coach for the Nationals for five seasons, from 2009-13. During his time with the Nationals, Eckstein helped direct the club to a first-place finish in the National League Eastern Division under manager Davey Johnson in 2012. During that 2012 season, Eckstein's offense ranked among the NL's top five in homers (194, second), slugging percentage (.428, third), doubles (301, third), OPS (.750, fourth), average (.261, fourth), hits (1468, fourth) and runs (731, fifth). Washington set a new franchise record with its 194 homers.

ECKSTEIN FILE

Education

High School: Seminole, 1991

College: Florida, 1997 (sports management)

Playing Career

1991-94: Seminole Community College

1995: Brewton-Parker College

1996: University of Florida

Coaching Career

1997-98: University of Florida, volunteer assistant

1998-00: Oviedo High School, assistant coach

2000: Seminole Community College, assistant coach

2000 (June-Sept.): Minnesota Twins, bullpen catcher

2001: Minnesota Twins,

minor league strength and conditioning coordinator

2002-03: University of Georgia, assistant coach

2004: Montreal Expos (double-A), assistant coach

2005: Montreal Expos (extended spring, rookie), assistant coach

2005: Team USA (World Cup), assistant coach

2005: Team USA (Regional Olympic Qualifier), assistant coach

2006: Team USA (World Baseball Classic), bullpen coach

2006: Washington Nationals (triple-A), assistant coach

2006: Team USA (Olympic Qualifier), assistant coach

2007: St. Louis Cardinals (triple-A), hitting coach

2007: St. Louis Cardinals (MLB, Sept.), assistant hitting coach

2007: Team USA (World Cup), assistant coach

2008: Washington Nationals (triple-A), assistant coach

2008: Team USA (Olympics), assistant coach

2008: Washington Nationals (MLB, Sept.), assistant hitting coach

2008: Arizona Fall League (Peoria), assistant coach

2009-13: Washington Nationals (MLB), hitting coach

2014: Los Angeles Angels, player information coach

2015-16: University of Kentucky, assistant coach





Individually, Eckstein's impact on the Nationals could be seen in Silver Slugger Award winners Adam LaRoche (2012), Ian Desmond (2012, 2013), Stephen Strasburg (2012) and Ryan Zimmerman (2009-10). In addition, Bryce Harper (2012-13) and Desmond were named to the NL All-Star teams, with Harper winning the NL Rookie of the Year. From 2009-12, Washington's offense belted 497 homers, ranking fifth in the NL during that stretch.

Before joining the Nationals coaching staff in 2009, Eckstein spent the 2005-08 seasons in the minor leagues, while also serving a crucial role with USA Baseball. Eckstein served as an assistant coach for the Montreal Expos double-A team in 2004 and its extended spring, rookie league roster in 2005.

In 2006, Eckstein served as the bench, third base, hitting and infield coach for the Nationals triple-A affiliate, before serving as the St. Louis Cardinals triple-A hitting/infield coach in 2007. He was called up as the assistant hitting coach in September of 2007 with the Cardinals.

After his season in the Cardinals organization, Eckstein transitioned back to the Nationals, serving as the triple-A hitting, bench, third base, infield and outfield coach in 2008. He was called up to the Nationals big-league roster in September of 2008.

During the 2008 fall, Eckstein served as the hitting and infield coach for Peoria in the Arizona Fall League, before opening his five-year tenure with the Nationals as the MLB hitting coach for the club.

Among the honors during Eckstein's last decade in professional baseball include serving as the NL bullpen catcher for the 2005 MLB All-Star Game.

Eckstein's most recent collegiate experience was as an assistant coach with the University of Georgia from 2002-03, serving as the hitting, third base and infield coach. Before joining the Bulldogs, Eckstein served as the minor league strength and conditioning coordinator for the Minnesota

Twins in 2001, after spending four months as the bullpen catcher for the Twins during the 2000 season.

In 2000, Eckstein served as an assistant coach at Seminole Community College, where he played from 1991-94. He also functioned as the bullpen catcher for the Tampa Bay Rays double-A affiliate in 1999, in addition to serving as a high school teacher and assistant coach at Oviedo High School. He also served as the Oviedo men's and women's bowling coach in 1998-99.

Eckstein opened his college coaching career immediately after concluding his career at Florida, as the Gators volunteer assistant and first base coach during the 1997-98 seasons. Eckstein concluded his playing career with UF in 1996, earning a degree in sports management from the UF College of Health and Human Performance. The Gators had one of the finest seasons in their history in 1996, advancing to the College World Series and finishing third in the nation.

Before joining the Gators roster as a student-athlete, Eckstein played for Brewton-Parker College in 1995. He opened his collegiate playing career at Seminole Community College, taking a medical redshirt in 1991, before playing on the team in 1992-94. He graduated from Seminole High School in 1991.

Eckstein's brother David had a 10-year MLB career after playing for Henderson and Florida, seeing time with the Angels, Cardinals, Toronto Blue Jays, Arizona Diamondbacks and San Diego Padres. David won the 2006 World Series MVP after leading the Cardinals to the title. He finished his career as a two-time All-Star selection (2005-06) and a two-time World Series Champion (2002, 2006), totaling a .280 average with 35 homers and 392 RBI in his career.

Eckstein and his wife, Caroline, have two daughters and reside in Lexington.

WHAT THEY ARE SAYING ABOUT ECKSTEIN

"Rick Eckstein has one of the most creative baseball minds I have been around. His knowledge of fundamental baseball, combined with his passion to achieve, will allow him to connect with players in a special way. Players will not only prosper from his knowledge at the collegiate level but will be better prepared for professional baseball."

– Los Angeles Angels Manager Mike Scioscia

"The guy doesn't get outworked by anybody. He has an incredible work ethic, not just on the field but off the field. He knows baseball. He knows how to be a hitting coach and he knows how to teach kids. He has a gift of being able to break things down in a way that people can understand them. There is nothing more important as a hitting coach, than being able to explain something to someone that is going to make them understand it and be better for it. That is the best kind of coach you can have. As far as Rick goes, that is him. He can explain things and show people things in a way that they are so easy to understand and digest. He is a guy that just eats up baseball."

"He's been a hitting coach in the big leagues for 10 years or so. He felt like he could really get in touch and connect with the college age group. He is going to have so much information that is going to be so much more beneficial for players at that age, players that can be sculpted early in their development so much easier. Where at this level, you usually have an extremely solid educational foundation and there is only so much you can build on. But when you have 18-year old players coming in fresh out of high school and coming into the SEC, Rick is going to be so good at helping them reach their potential."

– Los Angeles Angels outfielder and UK 2008 first-team All-American Collin Cowgill

"The University of Kentucky is really lucky to have Rick. He is an extremely hard worker and very dedicated. I'm not sure around anyone who knows about hitting as well as he does. He is a player's guy. You feel like he is in the batter's box with you all the time fighting to get a hit. He's been a big-league hitting coach and has worked with some of the best in baseball. He is coming from Anaheim and I know Albert Pujols, he had some experience with him in St. Louis, and Albert thinks a lot of him as well. That kind of speaks for itself, where he has been and the players that he has worked with. It is a great hire and it's exciting for the program."

– Former Washington Nationals, 12-year MLB Outfielder and Lexington High School star Austin Kearns

ASSISTANT COACH KEITH VORHOFF

NINTH SEASON AT UK



Keith Vorhoff, a former volunteer assistant coach at Southeastern Louisiana University, is in his ninth season as the volunteer assistant coach with the Kentucky baseball program.

As the volunteer assistant coach for the Wildcats, Vorhoff serves a myriad of roles, including assisting with the pitching staff and development of the catchers, assisting in camp coordinating and video production, organization of practice and class schedules, and

assisting in the day-to-day management of the UK baseball program.

Vorhoff also assists as the UK first base coach, helping direct a high-octane UK offensive attack on the base paths.

As the catching coordinator, Vorhoff's tutelage can be seen directly in the backstops produced by the Wildcats during his tenure. In 2010, senior Marcus Nidiffer had a breakout year and continued that success into his professional debut. In 2011 and 2012, Vorhoff managed a pair of dynamic catchers who shared the position, Luke Maile and Michael Williams. The duo formed one of the best catching tandems in the NCAA, complete with lockdown defense behind the dish.

UK's 2014 season saw great development of UK fifth-year senior catcher Micheal Thomas, who belted eight homers and was a stalwart behind the plate. In addition to Thomas, UK saw one of the best individual seasons in the history of college baseball from two-way star AJ Reed. Reed led the NCAA in homers, slugging and OPS, while pacing the SEC in wins, RBI, on-base percentage and total bases.

The 2012 season marked another historic campaign for Kentucky, which won a school-record 45 games, soared to a No. 1 national ranking for the first time in program history and equaled UK's best ever finishes in the Southeastern Conference and NCAA Tournaments. The combination of Maile and Williams were instrumental in UK's success, combining for 15 homers and over 87 RBI, with UK leading the league in pickoffs and allowing the fewest steals in the SEC.

The UK pitching staff was one of the tops in program history in 2012, as UK owned the second-best team ERA in program history, 3.41, just shy of the school record set in 1983. UK shattered the school pitching records for saves (22), innings (570), strikeouts (502) and opponent average (.260).

He was honored at the 2012 American Baseball Coaches Association convention in Chicago, presenting on "The Catching Foundation: Receiving and Blocking". He is the third consecutive member of the UK coaching staff to present at the ABCA convention, as head coach Gary Henderson presented in 2010 in Philadelphia and assistant Brian Green presented in 2011 in Nashville.

In 2013, Vorhoff's impact could be seen in the defensive progress of Micheal Thomas behind the plate, as Thomas worked his way into the starting lineup and committed just one error from his backstop post, coming on a catcher's interference.

Vorhoff has worked closely with some of the top sluggers in UK baseball history, including All-Americans Sawyer Carroll and Collin Cowgill, with Cowgill helping the Arizona Diamondbacks win the 2011 National



ANALYZING VORHOFF'S EVERYDAY UK CATCHERS

Catcher	Year	Career Avg.	Career HR	Career RBI	Career Fld%	Career PO	Career A	Career Pickoffs	Career SB-ATT
Tyler Howe	2008	.268	5	46	.989	302	43	---	34-47 (.723)
Luke Maile	2010-12	.295	24	93	.988	890	95	2	36-54 (.667)
Marcus Nidiffer	2006-10	.284	25	84	.989	933	138	10	90-125 (.720)
Micheal Thomas	2011-14	.279	12	45	.995	636	89	3	57-86 (.663)
Michael Williams	2009-12	.270	11	69	.993	753	70	2	55-76 (.723)

VORHOFF'S DRAFT IMPACT

Player	HS Draft	Post-KV Draft	Note
Brian Adams	45th round	8th round	Played football/baseball at UK
Andrew Albers	undrafted	10th round	MLB debut with Twins
Kyle Barrett	undrafted	16th round	Led SEC in hits in 2015
Taylor Black	undrafted	16th round	SS launched 11 homers in 2010
Chris Bisson	undrafted	4th round	IABF World Cup Gold Medalist
Sawyer Carroll	undrafted	3rd round	2008 consensus first-team All-America
Austin Cousino	undrafted	3rd round	2012 SEC Freshman of the Year
Collin Cowgill	undrafted	5th round	MLB's Los Angeles Angels
Cameron Flynn	undrafted	18th round	Hit nine homers as junior at UK
Gunner Glad	undrafted	Free Agent	Hit 21 homers in two-years at UK
Trevor Gott	undrafted	6th round	Record holder for career, season saves
Jerad Grundy	46th round	11th round	Two-year starting rotation
Tyler Howe	undrafted	41st round	Two-year starting catcher at UK
Max Kuhn	24th round	13th round	2nd-team All-SEC 3B, Led SEC in runs
Corey Littrell	37th round	4th round	2nd-most wins in UK history
Luke Maile	43rd round	8th round	2012 All-SEC
Thoams McCarthy	undrafted	18th round	2011 first-team All-SEC
Alex Meyer	20th round	1st round	No. 32 prospect in baseball
Marcus Nidiffer	undrafted	Free Agent	2010 Astros MiLB Hitter of the Year
Neiko Johnson	undrafted	Free Agent	Stole 24 bases in 21 starts in 2010
James Paxton	undrafted	1st round	2011 MLB Futures Game
Tim Peterson	undrafted	23rd round	28 relief appearances in 2012
Alex Phillips	undrafted	19th round	2nd-most saves in UK history in 2012
Lance Ray	undrafted	8th round	Hit .356/.458/.720 in 41 2010 games
J.T. Riddle	35th round	13th round	Three-year starter at 2B
AJ Reed	25th round	2nd round	Unanimous national player of the year
Taylor Rogers	37th round	11th round	UK's 2012 Friday-night starter
Chris Rusin	undrafted	4th round	MLB's Chicago Cubs
Chandler Shepherd	41st round	13th round	13 wins, 3.45 career ERA
Micheal Thomas	undrafted	23rd round	Belted eight homers in 2014
Ka'ai Tom	undrafted	6th round	First-Team All-SEC in 2014
Chris Wade	undrafted	11th round	2008 freshman All-America SS
Keenan Wiley	undrafted	Free Agent	Two-time Cape Cod League All-Star
Chad Wright	undrafted	9th round	2011 All-SEC

Scott Bittle	undrafted	4th round	All-SEC reliever at Ole Miss
Chris Frey	undrafted	11th round	Double-A Reading
Matt Garza	undrafted	1st round	One of MLB's top starting pitchers
Tuffy Gosewisch	undrafted	11th round	MLB debut with Arizona Diamondbacks
Caleb Joseph	undrafted	7th round	Double-A Bowie
Wade Miley	20th round	1st round	MLB's Arizona Diamondbacks
Adam Moore	undrafted	6th round	MLB's Seattle Mariners
Eric Niesen	undrafted	3rd round	Double-A Binghamton
Garrett Olson	undrafted	1st round	MLB's Pittsburgh Pirates
Chris Province	undrafted	4th round	Advanced to Triple-A
Scott Richmond	undrafted	Free Agent	IABF World Cup Gold Medalist
Blake Wood	undrafted	3rd round	MLB's Kansas City Royals
Adam Zornes	undrafted	7th round	High Class-A Lake Elsinore

VORHOFF FILE

Personal

Wife: Brooke

Son: Easton (two)

Education

High School: Redemptorist, 1998
(Baton Rouge, La.)

College: Missouri Valley College, 2004
(exercise science)

Playing Career

1999-00: Pratt Community College

2001: Arkansas State

2002: Missouri Valley College

Coaching Career

2003: Missouri Valley College, assistant coach

2004, 05: Anchorage Bucs (Alaska Summer Collegiate), assistant coach

2004-06: Northeast Texas CC, assistant coach

2006, 07: Chillicothe Mudcats (MINK Summer Collegiate), head coach

2007: Southeastern Louisiana University, assistant coach

2008-present: Kentucky, assistant coach

Honors

2012: ABCA Convention featured speaker



League Western Division and the Oakland Athletics win the 2012 American League Western Division crown.

In 2008, Vorhoff worked closely with a UK pitching staff that led the SEC in ERA, helping mentor dynamic UK pitchers Andrew Albers, Greg Dombrowski, Chris Rusin and James Paxton. Albers, Paxton, Rusin and 2011 first-team MLB Draft pick Alex Meyer all improved their draft stock into the top 10 rounds after working with Vorhoff, with Paxton also going in the first round in 2009.

Vorhoff spent the 2007 season working with the Southeastern Louisiana University baseball program, working mainly with the pitching staff. Vorhoff helped improve the staff ERA from 5.34 in 2006 to 4.07 in 2007, good enough to pace the conference. As the pitching coach, Vorhoff emphasized keeping the ball down in the zone in an effort to force ground-ball outs, translating into the Lions leading the NCAA in double plays. The Baton Rouge, La., native had several roles for Southeastern Louisiana, including managing the scouting reports for future opponents, handling all the video needs for the program, and assisting with organization and planning of camps.

Among the individual accomplishments of his pitching staff in 2007 was third-round MLB pick Chris Province, a Boston Red Sox draftee who had never been drafted before undergoing Vorhoff's tutelage.

Vorhoff has served as a summer league coach for two excellent clubs, including serving as the head coach for the Chillicothe Mudcats during the summer of 2007. Vorhoff also served as the assistant coach for the Anchorage Bucs in the Alaska Summer Collegiate Baseball League, coaching 19 players selected in the MLB Draft. During the 2004 season the Bucs led the ABL in team batting average, team slugging percentage, and runs scored. Also during the 2004 season, the Bucs represented the ABL in the National Baseball Congress World Series, finishing with a 32-15 overall record.

Aside from being very active in summer collegiate leagues, Vorhoff spent two seasons on the staff at Northeast Texas CC. Vorhoff handled Northeast's base-running philosophies, resulting in a school record for stolen bases, swiping 145 bases in 176 attempts. Vorhoff also worked with the pitchers, outfielders, and hitters while at Northeast.

Before coaching at the collegiate level, Vorhoff completed his college playing days at Missouri Valley College. During his senior season, Vorhoff helped the Vikings win the coveted Heart of America Championship. For his contributions to the Viking's success both on and off the field, Vorhoff was named to the NAIA Academic All-American Team. As MVC's best closer, Vorhoff had a 4-1 record in his senior season.

Before transferring to Missouri Valley, Vorhoff played one season for Arkansas State University, in Jonesboro, Ark. Vorhoff went to Arkansas State after completing two years at Pratt Community College, in Pratt, Kan. During his freshman and sophomore seasons at Pratt, Vorhoff was an integral part of the Beaver pitching staff, helping set the school record for wins during the 1999 season. In his second year at Pratt, Vorhoff was named to the Jayhawk League All-Star team, as well as a second-team All-Region selection.

Vorhoff is a graduate of Redemptorist High School, and is a native of Baton Rouge, La, where his parents Carol and Conrad still reside. Keith received his B.S. in exercise science, with concentrations in sports management and health & fitness, from Missouri Valley College in 2004. Upon graduation, Vorhoff worked two seasons with his alma mater as a student assistant coach, handling pitchers, outfielders, and assisting in player development.

Vorhoff, 36, is married to the former Brooke Szabo and the couple has a son, Easton (two) and resides in Lexington, Ky.



UK BASEBALL SUPPORT STAFF



Kevin Saal

Senior Associate AD/Operations

Kevin Saal is in his ninth year with the Kentucky staff after joining the Wildcats in February 2007, and is in his third year as senior associate athletics director for operations serving as administrative oversight for event management, game operations, facilities, sports turf, championships, men's soccer and baseball. In addition to his day-to-day operational responsibilities, Saal also supports capital projects planning, creation and execution of revenue generation initiatives and post-season championships travel.

Prior to the 2013 season, Saal assumed the role as sport administrator for the baseball program, working directly with UK's coaches, student-athletes and support staff in the areas of compliance, academics, resource management, recruiting & the student-athlete experience.

Saal came to Kentucky after a two-year stint at the University of Missouri-Kansas City, as Director of Operations, overseeing event management, facilities and the athletic ticket office, in addition to leading annual ticket sales and supporting fundraising efforts.

From 2000-2005, Saal served in the event management office at Kansas State University. In this role, he coordinated the day-to-day operations of athletics facilities and event management for all athletic and non-athletic events to include creation of a 200-member event staff, facility scheduling and budget management.

While at Kansas State, Saal directly administered numerous Big 12 and NCAA Championship Events. Additionally, Saal coordinated planning and management of all travel logistics for the Kansas State Football program. Prior to his event management responsibilities at Kansas State, Saal served for one year as the rowing and golf administrative assistant for the Wildcats, responsible for day-to-day office operations, preparation & administration of multiple sport budgets, NCAA compliance monitoring, recruiting and all aspects of team travel.

Saal graduated from the University of Kansas with a master's degree in education and sports administration in 2000. After a successful one-year stint with the University of Arkansas swimming and diving program, he received his undergraduate degree from Texas Christian University in 1999, where he was a three-year letter winner and NCAA participant on the Horned Frog swimming and diving squad.

Saal and his wife Jennifer have two sons, Jacob (16) and Alex (14).



Ian Crossett

Graduate Assistant Athletic Training

Ian Crossett is in his second season as a graduate assistant athletic trainer for the Kentucky baseball program. Crossett works daily with Kentucky's student-athletes in assessment, prevention and rehabilitation. He joined the Kentucky program after spending a year as an intern athletic trainer with the Louisville baseball program.

While earning his undergraduate degree at Utah, Crossett worked as a student athletic trainer. He worked directly with Utah football and skiing, Jordan High School athletics and the Utah Grizzlies professional hockey team. Crossett also worked with the Miami Dolphins as an intern athletic trainer during the summer of 2012.

During his time with UK baseball, Crossett is working on his master of science in athletic training.



Jon Denio

Director of Equipment Operations

Jon Denio is in his fifth year at Kentucky as the director of equipment operations for UK athletics. He came to the Bluegrass after serving seven years as an assistant director of equipment at the University of Oklahoma.

As the director of equipment for UK, Denio handles the management of UK's Nike account, working directly with each coaching staff in UK's 22-sport intercollegiate athletics program. He also oversees the department's inventory control software system as well as contract purchasing any athletic equipment needed.

In his seven years at OU, the native of Mexico, Mo., served as the men's basketball equipment director as well as the liaison to the Lloyd Noble Center for both the men's and women's basketball programs. He started at OU in 2004 as a graduate assistant equipment manager, working with football, softball and wrestling.

Prior to OU, Denio worked two seasons as an assistant equipment manager for the Washington Redskins, in charge of on-field setup and maintenance, and player footwear. He also spent four years as a student manager working with the football team at his alma mater, the University of Missouri.



Ryan DeVriendt

Strength and Conditioning Coach

Ryan J. DeVriendt is in his seventh season as the head strength and conditioning coach for the University of Kentucky baseball team, but is no stranger to the University of Kentucky Athletics family having worked for UK since 2007.

A native of Sherrard, Ill., DeVriendt began his career with UK after earning his BS degree in Exercise Science/Health Promotion at Central College in Pella, Iowa. He wrestled at Central for four years and also interned in the weight room for four years. In addition, he worked at Illinois State University and North Dakota State University in the summer months.

DeVriendt was promoted to head strength and conditioning coach for UK baseball after serving as an assistant for football in 2009. DeVriendt assists the team in their B.A.S.E.S and Raising The Bar training; teaching proper running and lifting mechanics. DeVriendt also has been instrumental in aiding and implementing strength and conditioning techniques for other athletic programs at UK.

Before being promoted, DeVriendt was an intern in the UK strength and conditioning office. From 2007 to 2009, DeVriendt worked closely with both the nationally ranked football and baseball teams at UK.

DeVriendt, his wife Sarah, and their sons, Colton and Canaan, reside in Georgetown.



Doug Flynn
SEC Network + Color Analyst

Former Kentucky standout and 11-year MLB veteran Doug Flynn is in his 10th year as the primary color analyst for UK's telecasts and his second year handling color for the SEC Network+ broadcasts.

Flynn, a native of Lexington, Ky., and a product of Bryan Station High School, teams with veteran media personality Dick Gabriel on Kentucky's telecasts.

An 11-year MLB veteran that won two World Series Championships (1975 and 1976) with the Cincinnati Reds, Flynn also won the 1980 National League Gold Glove at second base with the New York Mets. Flynn played with the Reds, Mets, Texas Rangers, Montreal Expos and Detroit Tigers over his career, playing in 1,308 MLB games and totaling 918 hits and 284 RBI in his career. Only Mets second baseman to win Gold Glove and hit 3 triples in a game.

After helping the "Big Red Machine" to a pair of World Series Titles, Flynn was traded to the Mets, as part of a package deal, for Tom Saver. While with the Mets, Flynn saw starts at second, short and third base. In his first season with the Mets, Flynn played 430 innings at shortstop and while playing second base he had the second-best fielding percentage in the league, while primarily hitting No. 8 in manager Joe Torre's lineup. Flynn's 1979 season was his most prolific with the bat, belting four homers and driving in 61 RBI, ranking third in the NL with a .983 fielding percentage.

Flynn was then traded to the Rangers, as Mets top prospect Wally Backman was prepared to make the jump to the big leagues at the pivot. Flynn played part of the 1983 season with the Rangers, before the Expos purchased his contract to fill a desperate need at second base. After serving as the everyday second baseman for the Expos in 1984 and playing part time in 1985, before spending the remainder of the 1985 season with the Tigers.

Flynn played at Kentucky in 1969, earning a dual-sport scholarship to play baseball and basketball, after a historic high school three-sport career at Bryan Station, which included a 12-1 season as the quarterback. Flynn and a group of friends went to a Cincinnati Reds tryout camp while he was attending Kentucky and after being invited back for a pair of additional tryouts, was signed to a minor league free agent deal in 1971.

Following his professional playing career, Flynn spent two years working in the Mets minor league system, before heading up the state of Kentucky's anti-drug program. Flynn married his wife of 33 years, Olga, in February of 1982. He has served as a key part of Central Bank's administration in Lexington, has recently assisted the Reds Radio Network in its in-game coverage and serves as an ESPN color analyst for its coverage of adult slow-pitch softball in the summers. In 2014 he Broadcasted 16 minor league games of the week for the CBS Sports Network. Will once again be apart of the Reds Broadcast team in 2015.

Flynn was born April 18, 1951 in Lexington, Ky., and is the son of UK athletics staple, Bobby Flynn. Bobby was a second baseman in the Brooklyn Dodgers' organization in 1948, playing semi-pro ball with the Lexington Hustlers, one of the first racially integrated teams in baseball history.



Gary Foxworth
Sports Video

Gary Foxworth enters his 20th year working with the sports video department at the University of Kentucky, and his third with the baseball team after a 17-year stint with the Kentucky football team.

Foxworth is responsible for all home game video board productions, as well as assisting the coaching staff with the high-tech Right View Pro Video System, which is used by many high-level teams.

Foxworth graduated from Eastern Kentucky in 1989 and began his career at ECU in the media resources department as Production Manager for eight years.

Foxworth is a Lexington, Ky., native, and a graduate of Lafayette High School. He has a son, Austin, and daughter, Jessica Ann.



Dick Gabriel
UK Sports Radio Network/SEC Network + Play by Play

Dick Gabriel, the 2013 Tom Hammond Award as the Kentucky Sportscaster of the Year, is in his 26th season as a member of the Kentucky athletics broadcast team.

Gabriel serves as Kentucky's backup radio play-by-play announcer, filling in for the regular Voice of UK Baseball, Neil Price, when Price is calling women's basketball games in late February and March. Gabriel also was the play-by-play announcer for UK's IMG telecasts on Fox Sports South and CWKY-TV and served as the longtime host of the Gary Henderson Television Show on FSS, and is currently the lead play-by-play analyst for UK's SEC Network+ broadcasts.

Gabriel is in also his second tour of duty with WKYT-TV, serving in a production role. From 1985-2006, he served as the station's Sports Manager, directing the day-to-day operations of the sports department, producing sports-casts and specials, creating and editing stories and occasionally anchoring the sports segment on WKYT's various newscasts.

In 2007, Gabriel took a fulltime position with IMG, the rights holder for the UK TV and radio sports networks. After leaving IMG as a fulltime employee in 2011, Gabriel returned to WKYT in his current role as a special projects producer, creating specials and features and also producing the 10 a.m. news.

Gabriel has extensive experience in radio. He launched the first radio sports talk show in central Kentucky in 1980, for WVLK-AM, and currently hosts "Big Blue Insider" Monday through Friday on WLAP-AM. His resume' includes 14 years spent as a reporter and producer with the NCAA radio network, working the tournament during March Madness.

For the past 25 seasons, he has been the sidelines radio reporter for the UK football network. He also has worked periodically as the anchor for both the football and basketball radio networks, as the sidelines reporter for the UK TV network broadcasts of football and basketball, and he's done TV and radio play-by-play work for UK softball and volleyball.

A three-time Kentucky Sportscaster of the Year, in 2005 Gabriel produced and hosted a documentary on Adolph Rupp, examining the UK coaching legend's reputation as a segregationist. It was widely-acclaimed in central Kentucky and was named Best Documentary in the Ohio Valley region by the Society of Professional Journalists.

In 1992, following the retirement of longtime UK play-by-play voice Cawood Ledford, Gabriel produced and hosted a documentary on the legendary broadcaster. It was named both the best documentary and best sports program in the state of Kentucky by the Associated Press, the only double-winner of its kind in the history of WKYT.



Scott Geisinger
Event Manager

Scott Geisinger is in his third year as the event manager for the Kentucky baseball program, after serving as the assistant event manager for the 2013 season.

Geisinger also serves in the same role for UK's men's soccer, cross country, indoor/outdoor track & field programs and external athletics events, serving as the assistant event manager for UK's football and men's basketball programs.

Geisinger joined the UK full-time staff after a successful year with UK as its graduate assistant for event management in 2012-13. As the GA in the event management office, Geisinger was charged with UK's rifle and swimming and diving programs. He also assisted in the game management duties for football, women's basketball, track and field and baseball.

During his time at Kentucky, Geisinger has directed several notable events including the 2014 SEC Outdoor Track & Field Championships, 2015 SEC Indoor Track & Field Championships, and the 2014 & 2015 NCAA Men's Soccer First Round Tournaments. He's also assistant directed the 2013 NCAA Softball Lexington Regional, the 2013 SEC Softball Tournament, the 2012 NCAA Volleyball first and second rounds, the 2012 NCAA Men's and 2012 and 2013 Women's Soccer First Round Tournaments.

He joined the UK staff as a volunteer intern in the event management office in February of 2012, assisting with game operations during the spring semester, working directly with UK's hosting of the SEC Indoor Track and Field Championships and UK's record-setting 2012 baseball season. Before working with UK, Geisinger worked in the ticket office for the Lexington Legends, a minor league affiliate of the Kansas City Royals.

Geisinger earned his bachelor of arts in arts and sciences with a specialization in economics and sociology. He earned his master's degree in kinesiology and health promotions, specializing in sports leadership in 2013. He ran track at UK from 2005-09, competing in middle-distance and was a four-year letterwinner.



Greg Herbert
Assistant Director of Marketing

Greg Herbert is in his first season as the assistant director of marketing at Kentucky and his second as the primary marketing contact for UK baseball.

Herbert served as Kentucky's graduate assistant from 2013-14, before joining the UK marketing staff on a full-time basis in 2015. He is also charged with primary marketing responsibilities for UK men's soccer, serves as the stage director for Kentucky's tradition-rich men's basketball program and is charged with directing pregame elements for UK football home games.

Before joining the Kentucky staff, Herbert worked as the group-outing coordinator for the triple-A New Orleans Zephyrs until August of 2013.

Herbert earned his undergraduate degree in marketing at Miami (Ohio), before collecting his masters in sports leadership in 2015.



Jack Hoehl
Director of Operations

Jack Hoehl is in his third year as the Director of Operations for the Kentucky baseball program.

Hoehl is a vital part of the Kentucky staff, helping direct all aspects of the UK nationally ranked program. He coordinates all travel plans for the program, manages the budget, assists in arranging recruiting visits, operating special events and assisting in the day-to-day management of the program. Hoehl also manages UK's equipment staff.

In his first season, Hoehl helped Kentucky to an NCAA Tournament season in 2014, including the promotion of national player of the year AJ Reed, one of the top performers in college baseball history. In his second season, UK achieved a 30-win season, including 14 wins in SEC play.

A native of Issaquah, Wash., Hoehl came to Kentucky from Auburn University, where he spent four years as the head student manager for the baseball program, before serving as the event management assistant for the 2012-13 school year.

Hoehl worked Auburn events from football, men's basketball, baseball, equestrian, track and field, cross country and women's golf. He assisted in the designing of credentials for Auburn, assisted in managing Auburn's recruiting vehicles and updated the Football Family Handbook and visiting team and operation guides. Hoehl helped plan and execute the 2013 Inaugural SEC Equestrian Championship and the 2013 NCAA Women's Golf Regional.

Hoehl has also served as the coordinator of operations for the BB&T Atlanta Open and as an operations intern with the Atlanta Tennis Championships.

While serving as head student manager for the Tigers during his undergraduate years, Hoehl oversaw all student manager responsibilities, including scheduling, field preparation, training and game day operations. He operated the video analysis system, compiled innovative statistical perspectives and assisted the recruiting coordinator in game day preparations and prospect visits. He also was charged with creating and producing motivational and promotional videos for the program, while also supervising summer camps.

Hoehl graduated from Auburn in December of 2012 with a degree in supply chain management.



Brent Ingram
Assistant Media Relations Director

Brent Ingram is in his ninth year as the assistant director of media relations at Kentucky and in his 12th year working in the UK media relations office. Ingram, the 2015 USA Baseball National Team Press Officer and 2016 Vice President of the National Collegiate Baseball Writers Association, is responsible for all the publicity efforts for the UK baseball program, serves as the assistant contact for UK football.

Ingram has served as the baseball contact for 10 seasons and was the men's soccer contact for seven seasons, also working with the UK rifle program during its national title run. He has worked with UK football the last two seasons, marking his second tenure with the program, serving as an assistant during the 2006 Music City Bowl Championship season.

As the baseball contact, Ingram coordinates all media requests, in addition to writing and editing Kentucky media guide, game notes and press releases, also maintaining and editing all social media presence. Ingram also serves as the media coordinator and official scorer during home baseball contests, in addition to his day-to-day responsibilities in the media relations office and the management of UK's entire 22-sport intercollegiate athletic program.

Last season, Ingram joined USA Baseball to serve as the press officer for the collegiate national team, which had Coach Gary Henderson as its pitching coach. During the summer tour, Team USA won series meetings with the senior national teams from Cuba and Taiwan. Henderson's pitching staff, combined with Florida A.J. Puk, Missouri's Tanner Houck and Texas A&M's Ryan

Hendrix worked a no-hitter vs. the Cubans, marking the first ever no-hitter allowed by Cuba.

During 2014, Ingram promoted one of the top players in the history of college baseball, two-way star AJ Reed. Reed became the third unanimous national player of the year in SEC history, leading the NCAA in homers, slugging and OPS, while becoming the first player in conference annals to lead the league in wins and homers. Reed won the Golden Spikes Award, Dick Howser Trophy, Baseball America College Player of the Year, Collegiate Baseball Player of the Year, America Baseball Coaches Association National Player of the Year, Perfect Game National Player of the Year, SEC Male Athlete of the Year and SEC Player of the Year, also claiming the John Olerud Two-Way Player of the Year Award. Reed was a consensus first-team All-America honoree and was the first pick of the second round of the 2014 MLB Draft by the Houston Astros.

In 10 years working with the UK baseball program, Ingram has successfully promoted a school-record five All-America selections, including a program-first two honorees in 2008. In Ingram's nine years with UK baseball, a school-record 68 players have been picked in the MLB Draft or signed free agent professional contracts, including 19 players drafted in the top 10 rounds since 2008. Pitching stars James Paxton (2009) and Alex Meyer (2011) became the third and fourth UK players picked in the first-round picks in the 48-year history of UK in the MLB Draft, with Meyer going 23rd overall in the 2011 MLB Draft to the Washington Nationals.

During a historic 2012 UK baseball season, the Wildcats shattered nearly every school record and boasted some of the top individual players in program annals, including consensus freshman All-America selections Austin Cousino and Reed, with Henderson named Southeastern Conference Coach of the Year. After the year, a school-record nine players were drafted, second-most of any school in the nation. The Wildcats soared to a No. 1 national ranking for the first time in program history and shattered a bevy of school records during the best campaign in the 112-year history of the program.

During his time with men's soccer, several UK stars earned accolades, including the first two freshman All-America honorees in program history in back-to-back seasons, and defender Barry Rice was named the third and fourth All-America selection in school annals.

Ingram graduated in December of 2006 from the University of Kentucky with a degree in communication. He began his career in sports information as an intern for the Kentucky High School Athletic Association from 2000-2006, under KHSAA veterans Butch Cope, Julian Tackett and Marilyn Mitchell, and began working as a student assistant in the UKMR office during the summer of 2004. As a student assistant in 2006, Ingram worked as the secondary contact for the baseball program under primary contact Scott Dean, with the Wildcats completing a worst-to-first turnaround in claiming the SEC Championship and hosting the first NCAA Regional in program history.

He spent the 2006-07 school year working as the media relations assistant at UK, handling baseball, rifle and assisting the football program under long-time UK football SID Tony Neely. In addition to his time at Kentucky, he has worked conference and NCAA championship events ranging from baseball, men's and women's basketball, men's and women's soccer, softball, volleyball and track and field. During the 2013 volleyball season, he served as the media coordinator for the first and second rounds and the Sweet 16 of the NCAA Tournament at Memorial Coliseum. Ingram served as the official scorer for the 2009 and 2010 SEC Baseball Tournament and as the official scorer for the 2011 Lexington Softball NCAA Super Regional.

He is a member of the College Sports Information Directors Association of America (CoSIDA), the Public Relations Society of America (PRSA) and is a member of the Board of Directors for the National Collegiate Baseball Writers Association (NCBWA). Annually, UKMR and Ingram's publications are listed among the tops in the nation by CoSIDA, including the 2009 Baseball Media Guide, which finished first in the district. In 2010-11, the UK baseball poster – conceptualized by marketing director Nathan Schwake and creative director Kim Troxall – was named as the best poster among all of the NCAA's spring sports.

Ingram, 32, is a native of Gainesville, Fla., and the son of Dr. Dewayne

and Pat Ingram. Ingram resides in Lexington with his girlfriend Katie and her daughter Ryleigh Kate (eight). He has a sister, Trisha Ingram Layow. Trisha and her husband Matt Layow, has three children, Cole Thomas (six) and twins Scarlett and Savannah (three).



Brandon Kolditz
Director of Creative Services

Brandon Kolditz is in his first year as the director of creative services for the Kentucky athletics department, working directly with the UK baseball program.

Kolditz joined the Kentucky staff in 2015 after nine-years as the assistant athletics communications director/graphic designer at the University of Memphis.

Kolditz's responsibilities at Memphis included overseeing the design and development of the university's athletic publications and digital graphics.

His involvement in the media guide production has been recognized by the College Sports Information Directors of America (CoSIDA) in its publication contests. Since 2010, his publication designs have garnered 18 national Best Cover awards by CoSIDA. In 2015, Memphis led the nation with six Best Cover selections and 12 total honors.

A native of Sugar City, Idaho, Kolditz graduated in 2004 from Brigham Young University with a bachelor's degree in public relations. At BYU, he spent a year as an intern in the sports information office working with the baseball team. Kolditz also served a year as the associate sports editor for the university's award winning daily student newspaper, The Daily Universe. He earned his master's degree from Memphis in 2005 in sport and leisure commerce and spent two years working as a graduate student in the Memphis Athletics Communications office.

Kolditz is a member of CoSIDA and the National Association of Photo-shop Professionals (NAPP). He served as an adjunct instructor in the Health and Sciences College of Education for five years at Memphis and taught a course on computer applications in sport and leisure as well as an advanced graduate course.

He and his wife Tamara have three children, Shelby, Noah and Maddux.



Brian Milam
Broadcast Talent/Gary Henderson TV Show Host

Brian Milam is in his fifth season as the host of the weekly Gary Henderson TV Show.

Milam was born and raised in Louisville and attended Butler High School. While at Butler, Milam played baseball and football helping lead the Baseball Bears to the 1992 region title, the first in school history. Milam attended Morehead State on a baseball scholarship and while an Eagle, helped MSU win the 1993 OVC Baseball Championship. During his four seasons at MSU, Milam set then school records for most runs, most at-bats, and most hits in a career.

After MSU, Milam began working in TV at WYMT in Hazard, Kentucky in 1998. During his 12 years at WYMT, Milam won more than two dozen Associated Press awards for his sports coverage of high school and college athletics. From 2000-2010, he anchored the flagship show on WYMT "Sports Overtime", again winning best sports show in Kentucky on several occasions. Milam was also the TV face of the KHSAA football state championship between 2006-2008 calling all 16 title games from Louisville. In all, Milam has called 21 KHSAA state championship events and more than 200 games on television.

In 2010, Milam transitioned to WKYT-27 the "official home of UK sports." Working alongside veterans Dick Gabriel and Rob Bromley, Milam has covered the Wildcats extensively and has been the host of the "Gary Henderson Show" since 2011.



Bryan Minrovic
Ticket Office

Bryan Minrovic is in his fifth season as the ticket operations coordinator at Kentucky, working directly with the baseball program in all of its ticketing needs.

A native of Akron, Ohio, Minrovic has worked with UK athletics since serving as an intern for a season, starting with the 2011 summer. He oversees all ticketing operations for UK baseball and men's soccer, assisting with Cathy Hurst and Kim Irwin.

He has been charged with managing postseason ticketing responsibilities for baseball and men's soccer, in addition to UK's events as a host site. Minrovic, who has managed the SEC Tournament ticket distribution at baseball since 2012, also oversees all gate entry at Commonwealth Stadium, assisting with gameday sales and will call with both football and men's basketball.

In addition, Minrovic is charged with overseeing all aspects of the student ticket sale lotteries with Emily Dent, the assistant director of ticket operations.

Minrovic, 27, served as the marketing intern at Kent State in 2010.

A graduate of Ohio Universities College of Business, where he earned Cum Laude and Dean's List honors. He served as a ticket supervisor intern for a year, working directly in ticket sales for football and men's basketball. He has been dedicated in furthering his education, attending a pair of Collegiate Ticketing Conference's, the 2011 OHIO Sports Sales Academy, and the 2011 Cleveland Cavaliers Sales Training Workshop. In 2014, he attended the Ticketmaster/Archtics Cincinnati Client Learning Lab.

Minrovic, who is working towards his MBA from Morehead State, is engaged to UK alumnus Anna Kohlhas and resides in Lexington.



Neil Price
Voice of UK Baseball

Neil Price, an 18-year radio veteran, is in his 11th season as the Voice of Kentucky Baseball and ninth season with women's basketball on the UK Sports Radio Network.

He also serves as the host of the Coach Gary Henderson and the Matthew Mitchell radio shows, the Wildcat Sports Update (a daily radio feature on the network, highlighting UK's Olympic sports programs).

Price had a memorable beginning as a member of the UK Radio Network, serving as the play-by-play announcer for a UK hoops squad that advanced to its first NCAA Tournament since 1998-99 in his first season behind the microphone and a UK baseball squad that completed an historic worst-to-first turnaround to claim the school's first SEC title, in his second season.

Price, a native of Russellville, Tenn., joined the Big Blue Sports Network from Middle Tennessee State University, where he spent three seasons as the school's broadcast coordinator. He called the action for the Blue Raiders' women's basketball and baseball teams, and was the sideline reporter for football broadcasts.

Price, a 2003 graduate of MTSU, received his bachelor's degree in mass communications with an emphasis in electronic media journalism. While working at MTSU, he also began his master's degree in physical education with an emphasis in sport management. Prior to MTSU, he attended Walters State Community College in Morristown, Tenn., where he earned an associates degree in general studies with an emphasis in broadcasting.

At the young age of 15, Price began working in the broadcasting business at WCRK-AM in Morristown. He learned everything from serving as a studio producer for high school and college sports broadcasts to disc jockeying during morning and afternoon drives. He even worked as a part-time news anchor and reporter. It was also where he debuted as a radio sports broadcaster, serving as the play-by-play announcer and color commentator on Morristown East HS football, basketball and baseball broadcasts.

Price is married to the former Beth Davis and resides in Lexington.



David Aulick
Athletic Training



Ben Evans
Athletic Training



Alex Guay
Student Manager



Sean Mann
Student Manager



Brian Moriarty
Student Manager



Rob Hosey, M.D.
Team Physician



Will Barker
Assistant SID



Shane Fannin
Sports Video



Charlie Huannert
Student Manager



Cliff Matekovich
Sports Video



James Jagger, M.D.
Team Physician



John Butler
Compliance



Greg Gorham
Sports Video



Barry Johnson
Student Manager



Zach Martin
Student Manager



Scott Mair, M.D.
Team Physician



Nathan Schwake
Assistant Athletics Director/Marketing

Nathan Schwake is in his 10th year in the Marketing and Promotions department at UK, his second as the Assistant AD for Marketing and Licensing. Schwake is responsible for the marketing and promotion efforts for women's basketball and baseball, as well as the planning and execution of game-day marketing at all home football and men's basketball games. During his time at UK, he has worked with a variety of other programs including men's and women's soccer, gymnastics, and softball.

Since arriving in Lexington, Schwake has helped transform his assigned sports into national leaders in attendance. In 2012-13, UK women's basketball program was once again one of the nation's leaders, averaging over 6,000 fans a game, including a school record 18,488, who witnessed the Wildcats' victory over DePaul at Rupp Arena.

His impact on UK baseball has also been seen in the stands as UK has consistently shattered school attendance marks, including its three-game series attendance record set in a No. 1 LSU vs. No. 2 UK matchup in 2012 at Cliff Hagan Stadium.

In addition to creating comprehensive marketing campaigns, Schwake oversees many aspects of the game-day experience for fans, special events both in-season and during the off-season, and assists with the team's community outreach.

Schwake graduated from Iowa State University in December 2003 with a degree in marketing.



Michael Stone
Senior Academic Advisor

Michael Stone is in his 17th year working with student-athletes in the Center for Academic and Tutorial Services (CATS) and his 15th year working with the Kentucky baseball and men's basketball teams.

Stone, a native of Clay City, Ky., has used a tireless work ethic and intense dedication to his student-athletes in becoming one of the top academic advisors in collegiate athletics. He has assisted current and former student-athletes in their daily collegiate challenges, academic responsibilities and post-graduation aspirations with an unyielding commitment during his decorated career at UK.


Under his guidance, 12 men's basketball players posted a 3.00 or better grade-point average in the spring of 2013 and finished with a team GPA of 3.40. Prior to the start of the 2010 season the Kentucky men's basketball team received an NCAA APR public recognition award for placing in the top 10 percent of the nation's Division I men's basketball APR scores. Stone has helped 29 men's basketball student-athletes earn All-SEC Academic Team honors during his time with the program, including a school-record eight in 2012. Prior to Stone's tenure with the men's basketball staff, 29 total student-athletes had earned All-SEC Academic honors, dating back to 1962.

In addition to serving as the men's basketball academic counselor, Stone is the primary counselor for the nationally ranked baseball program, consistently assisting in directing the program to unprecedented academic and on-field achievements.

Since taking over baseball advising responsibilities in 2002, Stone has seen a staggering total of 147 of his student-athletes earn All-SEC Academic Team honors, with another 37 earning All-SEC Freshman Academic Team accolades. In addition, two Wildcats, Collin Cowgill and Greg Dombrowski earned Academic All-America accolades.

Stone is an active member of the National Association of Academic Advisors for Athletics. He currently serves as the Region II Representative for the Student-Athlete Recognition Committee which honors student-athletes who have overcome great obstacles to achieve academic success while participating in intercollegiate athletics.

Stone received both a B.S. in economics and a B.B.A. in marketing (1997), as well as his masters in sports management (2002) from UK.



Micheal Thomas
Manager

Former Kentucky catching great Micheal Thomas has finished his professional baseball career and is returning to his alma mater to serve as student manager for the 2016 season.

Thomas played for the Wildcats from 2010-14, emerging as a star catcher during UK's 2014 season. He was selected in the 22nd round of the 2014 MLB Draft by the Detroit Tigers. He played the 2014 and the 2015 seasons in the Tigers organization, before retiring his playing career.

Over his Kentucky career, Thomas played in 137 games with 102 starts, hitting .279 (107-for-383) with 17 doubles, one triple, 12 homers and 70 RBI, with a career .376 slugging percentage and six steals. As a senior in 2014, Thomas, AJ Reed, Austin Cousino and Max Kuhn formed a dynamic lineup, with Thomas belting eight homers and driving in 45 runs, hitting .315.

Reece Wallace
Equipment Manager

Reece Wallace is in his first year with the Kentucky athletics program after spending four seasons as the assistant director of equipment services at Wake Forest.

Wallace handles all of the equipment operations for the Kentucky baseball team, including managing UK's contracts with Nike and Easton. In addition to his gameday duties, Wallace assists in coordinating the hosting of the umpires. A native of Fort Wayne, Ind., Wallace attended Purdue University, where in 2011 he graduated Magna Cum Laude earning a bachelor's degree in philosophy, with a focus in sports management. While at Purdue, Wallace served as a student team manager for the Boilermaker football program and was promoted to head manager as a senior.

Upon graduation, Wallace worked as a seasonal intern with the Indianapolis Colts during the 2011 NFL season. During his time in Indianapolis, Wallace oversaw the daily laundry duties as well as working for special teams during practices.

Wallace is currently a member of the Athletic Equipment Managers Association (AEMA) and obtained certification in June of 2012.

Reece is married to Katie, who is a clinical pharmacist at UK. The couple resides in Lexington and has a dog, Boiler.


SPORTS TURF

The Kentucky baseball program is blessed to have one of the top sports turf departments in the nation. Such an experienced, knowledgeable and hard working department allows the baseball student-athletes to focus on performance and have minimal field-work responsibilities, unlike the majority of the schools in the Southeastern Conference.

UK's sports turf department is led by Marcus Dean, who was been with UK since 2003. Dean leads a full-time veteran squad that includes Tommy Davis (working for UK baseball since 1978), Dave Sutton (since 1982), Josh Barnes (since 2001), Jerry Edmonds (since 2014) and Eric Harshman (since 2012)

In addition, former sports turf manager Donnie Mefford, Davis and Stivers were honored at the 2009-10 Catspy Awards with the Lifetime Achievement Award, the most honorees of any department in athletics. The sports turf department has also produced eight scholarship winners from the National Sports Turf Managers Association.

Several area teams have benefited from UK's student workers, including the Iowa Cubs, Pittsburgh Pirates, Philadelphia Phillies, Pittsburgh Steelers, Greenville Drive, Bowling Green Hot Rods, Lexington Legends, Louisville Bats, Milwaukee Brewers, Boston Red Sox, Detroit Tigers, Dayton Dragons, Buffalo Bisons, George Tech, Louisville, Texas Tech, South Carolina and Georgetown College. They have also had three Kentucky Sports Turf Managers Association Presidents, three Kentucky Turfgrass council Presidents and one Sports Turf Managers Association board member.



KENTUCKY'S SPORTS TURF VETERANS

Name	First Year with UK Baseball Years	
Tommy Davis	1978	37
Dave Thomas	1982	33
Josh Barnes	2001	14
Marcus Dean	2003	12

MARCUS DEAN - SPORTS TURF DIRECTOR




Marcus Dean is in his 12th year at the University of Kentucky and his fourth as sports turf manager.

Dean, the only certified sports field manager in the state of Kentucky, is charged with several responsibilities, including the landscaping and maintenance of all the athletic fields on campus.

Prior to coming to UK, Dean was the Assistant Playing Surfaces Coordinator for the Pittsburgh Steelers. He assisted in the daily operations of Heinz Field, the UPMC practice facility, and training camp in Latrobe, Pa.

Dean is a 2002 graduate of UK with a degree in Plant and Soil Science with an emphasis in Turfgrass Management. He resides in Lexington with his wife, Jill, and their little boy Carter.





PLAYER BIOS





#35 • Zach Arnold

6-2 • 190 • Sr. • R/R • C

Frankfort, Ky. (Franklin County)

- SEC Academic Honor Roll (2015)
- 2014 Northwoods League All-Star (C)
- SEC Academic Honor Roll (2014)
- 2013 No. 48 prospect in the Coastal Plains League (*Perfect Game*)
- 27th round pick in the 2012 MLB Draft (Mets)

Outlook

Enters the season as UK's senior catcher and primary backstop ... Has become a vocal and physical leader in fourth season on campus ... Has dedicated himself to weight training since arriving on campus under 170 pounds, gaining over 20 pounds ... Has an ability to handle the bat and has a line-drive approach at the plate ... Is an above-average athlete for a catcher, with his 2014 Northwoods League team using him as a defensive upgrade in the outfield in the late innings ... Had a 19-game hitting streak during an All-Star season in the Northwoods League in 2014.

Read more about
Zach Arnold
on page 64

2015

Served as one of UK's two everyday catchers, batting .283 (30-for-106) in 36 games and 29 starts ... Had six doubles, 10 RBI, a .340 slugging and a .330 on-base percentage ... Drew two walks and was plunked by six pitches ... Made 21 starts behind the plate and eight as the DH ... Entered the season with an 11-game hitting streak, extending it one game into 2015 ... Hit .222 (12-for-54) in 17 SEC games, with 15 starts ... Had six multi-hit and two multi-RBI games ... Batted .346 (18-for-52) in non-SEC games, with five doubles ... Hit .306 (19-for-62) at Cliff Hagan Stadium ... Hit .375 (6-for-16) in Feb., .255 (12-for-47) in March, .310 (9-for-29) in April and .214 (3-for-14) in May ... Had a .370 average (10-for-27) as the leadoff hitter, batting .269 with runners on base and .229 with runners in scoring position ... Had seven two-out hits and three two-out RBIs ... Was 2-for-5 with the bases loaded ... Batted 1-for-3 with a hit by pitch in his first start of the year vs. Richmond ... Was 3-for-3 with a double at No. 16 UC Santa Barbara ... Had a two-hit game vs. Murray State in the home opener ... Went 3-for-4 with a double in the series finale vs. Northern Kentucky ... Had three RBI on one hit, a sac bunt and a sac fly at Arkansas ... Had a two-hit game vs. No. 6 Vanderbilt ... Played for the Wisconsin Woodchucks in the Northwoods League, earning postseason Northwoods League All-Star accolades ... Played in 44 games, hitting .304 (42-for-138) with 27 runs, eight doubles, two homers and 21 RBI, sporting a 11-23 walk-strikeout ratio ... Arnold went 2-for-8 in his two playoff games ... Also came on to pitch an inning, allowing no hits and two walks in one inning on July 30 ... Ran up a 19-game hitting streak from June 30 to Aug. 1 ... After his hitting streak was snapped, finished the summer on a five-game streak.

2014

Served as UK's primary back-up catcher as a sophomore, behind fifth-year senior Micheal Thomas ... Made three starts, playing in 18 games ... Hit .542 (13-for-24) with three doubles and eight RBI ... Drew three walks and struck out twice, laying down one sacrifice bunt ... Came off the bench in eight SEC games, hitting .714 (5-for-7) with a double and two RBI ... In 10 games vs. SEC foes, including two in the SEC Tournament, hit .750 (6-for-8) with a double ... Ended 2014 on an 11-game hitting streak ... Was 8-for-13 with runners on base, 7-for-11 with runners in scoring position and 2-for-3 with four RBI with the bases loaded ... Was 5-for-6 as a pinch hitter ... Made his season debut vs. St. Joe's on Feb. 21 in Norfolk, Va., then collecting hits in every game he had an official at-bat in to end the season ... Made first career start in the second game of a doubleheader vs. Eastern Michigan on March 1, going 2-for-3 ... Went 2-for-4 in his next start with an RBI vs. Cincinnati, the second game of a doubleheader ... Came off the bench with a RBI knock vs. Ball State, scoring from first base after a three-base error that could've been scored as an inside-the-park homer ... Had a two-RBI double vs. Ball State off the bench ... Made final start of the year vs. Xavier in midweek action, going 1-for-4 with a double and RBI ... Had pinch hits vs. Florida, Texas A&M, twice vs. Ole Miss, Georgia and Mississippi State ... Came on with the bases loaded in the bottom of the 14th inning in the SEC Tournament Quarterfinals, lacing a pinch-hit, walk-off single to end a marathon win for the Wildcats ... Played in 36 games with 33 starts for Morehead City in the Coastal Plains League ... Batted .198 (21-for-106) with 12 runs, four doubles and 10 RBI ... Had a 9-23 walk-strikeout ratio, laying down three sac bunts, hanging one sac fly and sporting a .283 on-base percentage ... Stole 4-of-4 bases and fielded .976.

2013

Earned the No. 3 catcher job ... Played in eight games with one midweek start ... Went 1-for-7 at the plate, batting .143 with an RBI ... Made lone start of the year vs. Ohio, going 1-for-2 with an opposite-field RBI single ... Appeared in three games off the bench in SEC play, with two at bats ... Hit No. 9 in the order during his start vs. Ohio ... Made collegiate debut behind the plate during UK's win over Niagara ... Had a pair of pinch-hit at bats vs. Akron, before getting the start vs. Ohio ... Appeared in his final four games off the bench, including catching vs. Louisville, at Ole Miss and at Missouri ... Made a great play on a dropped strike three at Missouri, popping out from behind the plate and throwing a strike to first base.

High School

First-team All-State at Franklin County High School ... Ranked as the seventh-best prospect in the state and the 53rd-best catching prospect in the nation ... Named first-team All-State by the Kentucky High School Baseball Coaches Association ... Batted .445 (49-for-110) with 39 runs, nine doubles, three triples, two homers and 16 RBI as a senior, stealing 15-of-16 bases ... Fielded .981 behind the plate, throwing out 8-of-13 attempted base stealers ... Finished 2012 with a .547 on-base percentage and a .636 slugging mark ... Earned six letters for coach Deron McDonald at Franklin County High School ... Helped the Flyers win back to back district championships in 2008 and 2009 ... "Zach has earned everything

he has achieved,” McDonald said. “Between his freshman and sophomore years he was the hungriest player I’ve seen. Zach is a player who wants to do well and he does what the coaching staff asks. The great thing about Zach is he’s grounded and knows what he’s good at and where he needs to improve. Zach is a pleasure to coach.” ... Selected to 2012 preseason Under Armour All American as well as ESPN preseason all-state ... Was all-county MVP, all-district, all-region and all-state senior year.

Personal

Full name is Zachary Quarles Arnold ... Born in Kansas City, Mo. ... Son of Chris Arnold and Susan Toles ... Has a younger brother, Grayson (16) ... Father attended Kentucky.

Career Stats

All Games

Year	GP-GS	Avg.	AB	R	H	2B	3B	HR	RBI	BB	SO	SB-A
2013	8-1	.143	7	1	1	0	0	0	1	0	0	0-0
2014	18-3	.542	24	5	13	3	0	0	8	3	2	0-1
2015	36-29	.283	106	15	30	6	0	0	10	2	19	0-0
Totals	62-33	.321	137	21	44	9	0	0	19	5	21	0-1

SEC Games

Year	GP-GS	Avg.	AB	R	H	2B	3B	HR	RBI	BB	SO	SB-A
2013	3-0	.000	2	0	0	0	0	0	0	0	0	0-0
2014	8-0	.714	7	2	5	1	0	0	2	1	2	0-0
2015	17-15	.222	54	6	12	1	0	0	4	1	10	0-0
Totals	28-15	.270	63	8	17	2	0	0	6	2	12	0-0

Miscellaneous

Year	SAC	SF	HBP	OBP	SLG	2-out H	2-out RBI	PO	A	E	FLD
2013	1	0	0	.143	.143	0	0	15	3	0	1.000
2014	1	0	0	.593	.667	4	4	37	1	1	.974
2015	1	1	6	.330	.340	7	3	125	20	1	.993
Totals	3	1	6	.369	.387	11	7	177	24	2	.990

Career Highs

Hits	3, twice, last vs. Northern Kentucky (3/7/15)
RBI	3 at Arkansas (4/11/15)
Runs Scored	2 vs. Xavier (4/21/15)
Hitting Streak	12 (3/1/14 - 2/14/15)

2015 Batting Game-by-Game

Date	Opponent	GS	AB	R	H	RBI	2B	3B	HR	BB	SB	CS	HBP	K
2/14	vs. Richmond	C	3	1	1	0	0	0	0	0	0	0	1	1
2/19	at Southern Cal	C	0	0	0	0	0	0	0	0	0	0	0	0
2/20	at #16 UC Santa Barbara	*C	3	1	3	0	1	0	0	0	0	0	0	0
2/22	at #16 UC Santa Barbara	*DH	4	1	0	0	0	0	0	1	0	0	0	0
2/27	vs. Neb.-Omaha	C	2	0	1	0	0	0	0	0	0	0	0	0
2/28	vs. Neb.-Omaha	*C	4	0	1	0	0	0	0	0	0	0	0	0
2/28	vs. Northeastern	C	0	0	0	0	0	0	0	0	0	0	0	0
3/3	MURRAY STATE	*C	4	1	2	1	1	0	0	0	0	0	0	0
3/3	MURRAY STATE	PH	1	0	1	1	1	0	0	0	0	0	0	0
3/7	NORTHERN KENTUCKY	*DH	4	0	0	0	0	0	0	0	0	0	0	3
3/8	NORTHERN KENTUCKY	*C	4	0	3	0	1	0	0	0	0	0	0	0
3/11	at Cincinnati	*C	3	0	0	0	0	0	0	0	0	0	0	0
3/15	at #7 South Carolina	*C	2	0	1	0	0	0	0	0	0	0	1	0
3/17	OHIO	*C	5	1	2	1	0	0	0	0	0	0	0	2
3/20	#20 MISS. STATE	*C	5	1	1	0	1	0	0	0	0	0	0	1
3/22	#20 MISS. STATE	*DH	2	0	0	0	0	0	0	1	0	0	1	0
3/24	at Western Kentucky	PH	1	0	0	0	0	0	0	0	0	0	0	1
3/25	MOREHEAD STATE	*C	4	1	1	2	0	0	0	0	0	0	0	1
3/27	at #1 LSU	*DH	5	0	0	0	0	0	0	0	0	0	0	0
3/29	at #1 LSU	*C	4	1	1	0	0	0	0	0	0	0	0	1
3/31	INDIANA	*C	3	1	0	1	0	0	0	0	0	0	2	0
4/4	#1 TEXAS A&M	*C	3	0	1	0	0	0	0	0	0	0	0	0
4/4	#1 TEXAS A&M	PH	1	0	0	0	0	0	0	0	0	0	0	1
4/11	at Arkansas	*C	5	1	1	3	0	0	0	0	0	0	0	1
4/12	at Arkansas	*DH	3	0	0	0	0	0	0	0	0	0	0	1
4/14	WESTERN KENTUCKY	*C	4	0	2	0	0	0	0	0	0	0	0	0
4/16	TENNESSEE	*DH	3	1	1	0	0	0	0	0	0	0	0	1
4/17	TENNESSEE	*C	4	1	1	0	0	0	0	0	0	0	0	1
4/21	XAVIER	*C	1	2	1	0	1	0	0	0	0	0	1	0
4/24	at #5 Florida	*C	3	0	1	0	0	0	0	0	0	0	0	1
4/26	at #5 Florida	*C	2	0	1	1	0	0	0	0	0	0	0	0
5/1	#6 VANDERBILT	*C	3	0	2	0	0	0	0	0	0	0	0	0
5/2	#6 VANDERBILT	*DH	4	1	0	0	0	0	0	0	0	0	0	0
5/3	#6 VANDERBILT	PH	1	0	0	0	0	0	0	0	0	0	0	0
5/9	GEORGIA	*DH	4	0	1	0	0	0	0	0	0	0	0	0
5/12	NORTHERN KENTUCKY	*C	2	0	0	0	0	0	0	0	0	0	1	1

2014 Batting Game-by-Game

Date	Opponent	GS	AB	R	H	RBI	2B	3B	HR	BB	SB	CS	HBP	K
2/21	vs. St. Joe's	PH/C	1	0	0	0	0	0	0	1	0	0	0	0
2/23	vs. St. John's	C	0	0	0	0	0	0	0	0	1	0	0	0
2/28	EASTERN MICHIGAN	C	0	0	0	0	0	0	0	0	0	0	0	0
3/1	EASTERN MICHIGAN	*C	3	0	2	0	0	0	0	0	0	1	0	0
3/5	CINCINNATI	*C	4	1	2	1	0	0	0	0	0	0	0	0
3/8	BALL STATE	PH/C	2	1	1	1	0	0	0	0	0	0	0	0
3/9	BALL STATE	PH/DH	2	0	1	2	1	0	0	0	0	0	0	0
3/26	XAVIER	*C	4	1	1	1	1	0	0	0	0	0	0	0
3/29	at #5 Vanderbilt	C	0	0	0	0	0	0	0	0	0	0	0	0
4/4	#12 FLORIDA	PH	1	0	1	0	0	0	0	0	0	0	0	0
4/12	MISSOURI	PH/C	0	0	0	0	0	0	0	1	0	0	0	0
4/20	at Texas A&M	PH/C	1	0	1	0	0	0	0	0	0	0	0	0
4/25	#12 OLE MISS	PH	1	0	1	0	0	0	0	0	0	0	0	0
4/26	#12 OLE MISS	C	2	1	1	2	1	0	0	0	0	0	0	1
5/15	at Georgia	C	0	0	0	0	0	0	0	0	0	0	0	0
5/17	at Georgia	C	2	1	1	0	0	0	0	0	0	0	0	1
5/22	vs. #17 Mississippi State	PH	1	0	1	1	0	0	0	0	0	0	0	0
5/24	vs. #7 Florida	PH	0	0	0	0	0	0	0	0	0	0	0	0

2013 Batting Game-by-Game

Date	Opponent	GS	AB	R	H	RBI	2B	3B	HR	BB	SB	CS	HBP	K
2/17	vs. Niagara	C	0	0	0	0	0	0	0	0	0	0	0	0
3/1	AKRON	PH	1	0	0	0	0	0	0	0	0	0	0	0
3/3	AKRON	PH	1	0	0	0	0	0	0	0	0	0	0	0
3/12	OHIO	*C	2	1	1	1	0	0	0	0	0	0	0	0
4/5	at #2 LSU	PH	1	0	0	0	0	0	0	0	0	0	0	0
4/16	#8 LOUISVILLE	PH	1	0	0	0	0	0	0	0	0	0	0	0
4/26	at #16 Ole Miss	PH	1	0	0	0	0	0	0	0	0	0	0	0
5/16	at Missouri	C	0	0	0	0	0	0	0	0	0	0	0	0





#31 • Dima Ballard

5-11 • 180 • Fr. • L/L • LHP

Lexington, Ky.

(Lexington Christian Academy)

Outlook

Athletic lefty is a product of Lexington Christian Academy, which has produced UK standouts Andy Green, Chris Wade and Lucas Witt ... Has impressed with an upper 80's fastball that has good life and has also showed a very good breaking ball ... Has an intense personality and a competitive demeanor on the mound.

High School

Led LCA to the All "A" State Championship in 2015, throwing a complete game in a win and picking off a runner in each of the first four innings of the championship game ... Played baseball and football at LCA ... Played quarterback.

Personal

Son of Craig ... Born in Lexington.



#10 • Luke Becker

6-0 • 190 • So. • S/R • IF

Fairmont, Minn.

(Fairmont/Northern Iowa CC)

Outlook

Switch-hitting second baseman has the ability to play the hot corner as well ... Had a strong fall and impressed with his defensive ability at second base ... Described as a blue collar player ... Transferred to UK after a freshman season at Northern Iowa and has three years of eligibility remaining ... Has shown a balanced approach at the plate from both sides and has shown some power potential as a left-handed hitter.

Junior College

Coached by Travis Hergert at Northern Iowa Community College ... Led team to regional and super regional championships in 2015 ... Hit .364 with 17 doubles, 12 home runs and 63 RBI ... Was a first-team all-NJCAA Region XI selection ... Had a four-hit game and a two-homer game during his season, collecting 79 hits and 62 runs ... Was 1-2, including home run, with two runs scored in first game of DH vs. Western Oklahoma State College (3-7-15) ... Was 1-2 with one run scored and one RBI in second game of DH vs. Western Oklahoma State College (3-7-15) ... Was 1-3 with two RBI in second game of DH vs. Northern Oklahoma College-Enid (3-8-15) ... Was 2-3 with two runs scored and one RBI in first game of DH vs. Northern Oklahoma College-Tonkawa (3-9-15) ... Was 2-4 with one run scored and two RBI in second game of DH vs. Northern Oklahoma College-Tonkawa (3-9-15) ... Was 3-4 with one run scored and RBI vs. Sterling College (3-12-15) ... Hit solo home run vs. Iowa Lakes in first game of DH (3-21-15) ... Was 2-2 with three runs scored and an RBI in first game of DH vs. Ellsworth (3-29-15) ... Was 3-5 with two runs scored and four RBIs in second game of DH vs. Ellsworth (3-29-15) ... Was 2-2,

including a double and HR, with two runs scored and two RBIs in first game of DH vs. Ellsworth (3-30-15) ... Was 2-3, including a HR, with two runs scored and four RBIs in 2nd game of DH vs. Ellsworth (3-30-15) ... Was 3-3 with 2 RBI in second game of DH vs. DMACC (4-3-15) ... Was 1-4, including a double, with one run scored and three RBI in first game of DH vs. DMACC (4-4-15) ... Was 1-5, including HR, with one run scored and four RBI in second game of DH vs. DMACC (4-4-15) ... Was 4-4 with two runs scored and two RBIs in first game of DH vs. Luther College JV (4-6-15) ... Was 2-5, including a double, with one run scored and one RBI in second game of DH vs. Iowa Central (4-11-15) ... Was 3-4, including two doubles, with one run scored and five RBI in 2nd game of DH vs. Loras College JV (4-13-15) ... Was 2-2 with 3 RBI in second game of DH vs. Century College (4-15-15) ... Was 3-3, including a HR, with three runs scored and three RBI in second game of DH vs. Kirkwood (4-20-15) ... Was 1-2, including a triple, with three runs scored and two RBIs in first game of DH vs. DCTC (4-23-15) ... Hit solo HR in 2nd game of DH vs. Southwestern (4-26-15) ... Was 2-4 with two runs scored in second game of DH vs. Southwestern (4-27-15) ... Was 3-4 with one run scored and 2 RBIs in 1st game of DH vs. Southeastern (5-1-15) ... Was 2-2 with one run scored in second game of DH vs. Southeastern (5-2-15) ... Was 2-2, including a HR, with two runs scored and two RBIs in NJCAA Regional XI tournament vs. Iowa Lakes (5-7-15) ... Was 3-4 with two runs scored in first NJCAA Region XI title game vs. Southwestern (5-11-15) ... Was 2-2 with one run scored in second NJCAA Region XI title game vs. Southwestern (5-11-15) ... Drove in two runs vs. Southeast CC in first game of North Plains District tournament (5-17-15) ... Hit solo HR vs. Southeast CC in third game of North Plains District tournament (5-18-15) ... Was 1-2 with one run scored and one RBI vs. Madison College in NJCAA Division II World Series (5-26-15).

High School

Earned three letters in baseball for coach Todd Sukalski, also playing football and basketball for four seasons ... As a senior in 2014, team finished as the state 2A runner-up ... Finished in third place in the state after a district championship season in 2012 ... Hit 10 homers in 27 games as a senior ... As a junior, hit .470 with a homer and 18 RBI in 25 games ... Hit .292 as a sophomore with 13 RBI in 29 games, after hitting .457 with a homer and 25 RBI in 26 games as a freshman ... On the mound, had a 2.23 ERA and a 3-0 record as a junior with three complete games ... In his pitching career, had a 9-1 record and a 2.07 ERA in 17 games and 14 starts, tossing seven complete games with three shutouts and one save over 88 innings with 69 strikeouts and 23 walks ... In football, team won district championship twice and was the 3A runner-up as a sophomore ... In basketball, led team to a district championship and a third-place state finish.

Personal

Full name is Luke Allen Becker ... Son of Lonny and Lynn ... Born in Fairmont, Minn. ... Has two brothers, Levi (21) and Lance (16), and sisters Leanna (25) and Larissa (18).



#14 • Dustin Beggs

6-2 • 200 • Sr. • R/R • RHP
Roswell, Ga. (Centennial/
Georgia Perimeter College)

• 2016 No. 275 College MLB Draft Prospect

(D1Baseball)

- 32nd round pick in 2015 MLB Draft (Marlins)
- SEC First-Year Academic Honor Roll (2015)
- 17th round pick in the 2014 MLB Draft (Cardinals)
- 2014 third-team NJCAA All-America (SP)
- 33rd round pick in 2012 MLB Draft (Phillies)

Outlook

UK's returning Saturday starter, led the Wildcats in wins (seven), strikeouts (75) and innings pitched (93.2) ... A 32nd round selection in the 2015 MLB Draft, elected to return to Kentucky for senior season ... Led the nation's junior colleges in strikeouts as a sophomore ... Throws a bevy of pitches, including owning above-average command of his fastball, breaking ball and change-up ... Is a good athlete and a tremendous competitor ... Is excellent at controlling the running game, with a dynamic pick-off move ... Has an infectious personality and good leadership abilities.

Read more about
Dustin Beggs
on page 65

2015

Stepped right into the Kentucky weekend rotation and had one of the best seasons in recent UK history, owning a 7-4 record and a 3.65 ERA in 14 starts ... Made three consecutive Friday night starts to open the season before serving as UK's Saturday starter for the remaining 11 starts ... Led UK in wins (seven), strikeouts (75) and innings pitched (93.2) ... Allowed 82 hits and 20 walks, holding opponents to a .234 average ... Worked eight quality starts, with a 6-0 record and 2.25 ERA in those 60 innings, walking nine and striking out 52 ... Had a 5-3 record and a 4.02 ERA in 10 SEC starts, tossing 69.1 innings, allowing 17 walks and striking out 55 ... Was 4-1 with a 4.35 ERA in six home starts and 2-3 with a 3.89 ERA in six road starts ... Was 7-0 with a 2.31 ERA in eight of UK's wins started ... Was 1-1 with a 2.08 ERA in Feb., 2-1 with a 3.76 ERA in March, 3-0 with a 2.45 ERA in April and 1-2 with a 6.53 ERA in May ... UK went 8-6 in his starts ... Allowed 12 earned runs in his final two starts, over 13.1 innings ... Without his final two starts, had a 7-3 record and a 2.88 ERA in 93 innings ... Worked 5.1 one-run innings in his UK debut ... Suffered a loss at Southern Cal, allowing three runs in 4.2 innings ... Didn't allow an earned run in 7.1 innings vs. Nebraska-Omaha ... Tossed seven three-run innings vs. Northern Kentucky ... Suffered a hard-luck loss at South Carolina, allowing four runs in 6.1 innings ... Picked up win over No. 20 Mississippi State with six innings, allowing three runs ... Tossed seven innings, allowing just one run at No. 1 LSU ... In a seven-inning game the following week vs. No. 1 Texas A&M, allowed three runs in five innings ... Worked at least eight innings in his next four starts ... Best outing of his career came vs. No. 6 Vanderbilt, fanning 12 in 8.1 innings.

Junior College

Led all of junior college baseball in 2014 with 125 strikeouts, sporting a 11-4 record and a 1.65 ERA at Georgia Perimeter College ... Worked 103.2 innings, walking only 13 ... Added five saves ... Had a 0.78 ERA in conference games and ranked 14th in the NJCAA with his 1.65 ERA ... A third-team junior college All-America selection ... Earned first-team all-conference and all-region honors ... As a freshman totaled a 6-1 record and a 2.31 ERA, striking out 50 in 46.2 innings ... Finished his career with a 17-5 record ... Coached by Brett Campbell at Georgia Perimeter College ... Led club to the conference regular-season championship in both seasons.

High School

Played for coach Jake Hill at Centennial High School, earning letters his junior and senior season ... Won the team Excaliber Award, Cy Young, Silver Slugger and MVP honors at Centennial as a senior ... Was named the region player of the year in 2012.

Personal

Full name is Dustin August Beggs ... Son of Rick and Nancy Beggs ... Born in Colorado Springs, Colo. ... Has an older sister, Sarah (33) and an older brother, Tyler (24) ... Dad played junior college baseball in California and grandfather was drafted by the Pittsburgh Pirates.

Career Stats

All Games

Year	G-GS	W-L	ERA	SV	CG	SH	IP	H	R	ER	BB	SO
2014	14-14	7-4	3.65	0	0	0	93.2	82	45	38	20	75

SEC Games

Year	G-GS	W-L	ERA	SV	CG	SH	IP	H	R	ER	BB	SO
2015	10-10	5-3	4.02	0	0	0	69.1	60	37	31	17	55

Career Bests

Innings	8.1, twice, last vs. Vanderbilt (5/2/15)
Strikeouts	12 vs. Vanderbilt (5/2/15)
Pitches Thrown	127 vs. Vanderbilt (5/2/15)

2015 Pitching Game-by-Game

Date	Opponent	GS	IP	H	R	ER	BB	SO	2B	3B	HR	W-L	SV	ERA	NP
2/13	vs. Ball State	*	5.1	5	1	1	0	5	4	0	0	1-0	0	1.69	67
2/19	at Southern Cal	*	4.2	5	3	3	2	2	2	0	1	1-1	0	3.60	70
2/27	vs. Neb.-Omaha	*	7.0	7	1	0	0	5	1	0	0	1-1	0	2.08	103
3/8	NORTHERN KENTUCKY	*	7.0	5	3	3	1	8	0	0	1	2-1	0	2.59	76
3/14	at #7 South Carolina	*	6.1	4	4	4	5	6	0	0	2	2-2	0	3.23	109
3/21	#20 MISS. STATE	*	6.0	4	3	3	2	2	3	0	1	3-2	0	3.44	96
3/28	at #1 LSU	*	7.0	7	2	1	0	5	1	1	0	3-2	0	3.09	108
4/4	TEXAS A&M	*	5.0	4	3	3	1	4	0	0	2	3-2	0	3.33	73
4/11	at Arkansas	*	8.0	5	3	1	1	6	2	0	0	4-2	0	3.02	111
4/17	TENNESSEE	*	8.0	5	1	1	2	8	1	0	0	5-2	0	2.78	109
4/25	at #5 Florida	*	8.1	6	3	3	2	6	0	0	0	6-2	0	2.84	122
5/2	VANDERBILT	*	8.1	7	3	3	1	12	1	0	0	7-2	0	2.88	127
5/9	GEORGIA	*	5.1	11	9	6	2	1	3	0	1	7-3	0	3.34	91
5/15	at Missouri	*	7.1	7	6	6	1	5	2	1	2	7-4	0	3.65	95



#33 • Zack Brown

6-2 • 200 • Jr. • R/R • RHP
Seymour, Ind. (Seymour)

- 2016 No. 30 College MLB Draft Prospect (*Baseball America*)
- 2016 No. 40 College MLB Draft Prospect

(D1Baseball)

- 2015 SEC Pitcher of the Week (4/27/15)
- SEC Academic Honor Roll (2015)
- SEC Freshman Academic Honor Roll (2014)
- 38th round draft pick in 2013 MLB Draft (Cubs)

Outlook

One of the top starting pitchers in college baseball ... A flame-throwing right-hander with good feel for his secondary pitches ... A bulldog competitor with great athleticism and an ability to shut down the running game ... After serving in spot duties as a freshman, emerged as a stud during 2015, leading UK with a 3.48 ERA as UK's Friday-night ace ... Threw three complete games, including two complete-game shutouts ... Dominated No. 5 Florida in Gainesville to earn SEC Pitcher of the Week honors ... Fired a complete-game shutout in a must win at Missouri on the final weekend of the year ... Slated to spend the summer in the Cape, or with the USA Collegiate National Team, but after a career-high workload (93 innings), spent the summer in Lexington.

Read more about
Zack Brown
on page 66

2015

UK's Friday-night ace, made 15 appearances and 14 starts, with a 6-6 record and a team-leading 3.48 ERA ... Threw three complete games and two complete-game shutouts ... Tossed 93 innings, allowing 87 hits and 38 walks, striking out 71 ... Allowed opponents to hit .249 ... Threw complete game shutouts vs. Northern Kentucky and at Missouri ... Was named the SEC Pitcher of the Week after firing seven shutout innings at No. 5 Florida, the SEC's most potent offense ... Before allowing 10 runs in seven innings vs. No. 6 Vanderbilt, had a 2.81 ERA ... Had a 5-4 record and a 3.78 ERA in 10 SEC starts, throwing two complete games in 69 innings, surrendering only 68 hits ... Had a 2.62 ERA in five non-conference outings ... Went 4-2 with a 3.68 ERA in six starts at Cliff Hagan Stadium, a 2-3 record and a 3.26 ERA in six road starts ... In nine games UK won, had a 6-0 record and a 0.91 ERA ... Had a 0-1 record with a 3.09 ERA in Feb., a 2-1 record with a 2.22 ERA in March, a 2-2 mark with a 3.29 ERA in April and a 2-2 record with a 5.26 ERA in May ... With his start rained out a day in advance, worked a shutout inning in relief in his season debut ... Suffered a loss at No. 16 UC Santa Barbara in his first start of the year ... Returned to the mound to fire six innings and allowing just one earned run vs. Northeastern ... Tossed his first career complete-game shutout vs. Northern Kentucky, striking out 11 ... Suffered a hard-luck loss at South Carolina ... Allowed one earned run vs. No. 20 Mississippi State ... Allowed two earned runs in 6.2 innings at No. 1 LSU ... Allowed five earned runs vs. No. 1 Texas A&M ... Worked consecutive scoreless starts vs. Tennessee and at No. 5 Florida ...

After a complete-game shutout at Missouri on the final weekend of the year, came back on short rest to start UK's play-in game in the SEC Tournament, suffering a loss after allowing three runs in 3.1 innings ... Played for the Amsterdam Mohawks in the Perfect Game Collegiate League, teaming with UK teammates Marcus Carson, Connor Heady and JaVon Shelby ... Made eight appearances and seven starts for Amsterdam, owning a 3-2 record and a 3.75 ERA ... Worked 36 innings, allowing 28 hits and 17 walks, striking out 34.

2014

Was a weapon for the UK pitching staff in his collegiate debut, appearing in 19 games with five starts ... Finished with a 1-1 record and a 5.65 ERA, working 28.2 innings, walking 11 and striking out 18 ... Inherited 10 runners, allowing just three to score ... Appeared in eight SEC games, starting the regular-season finale at Georgia ... Worked 6.2 innings in SEC play, walking one and striking out four ... Pitched in nine night games with three starts, owning a 2.93 ERA in 15.1 innings, walking eight and striking out 12 ... Inherited 10 runners, allowing only three to score, all coming in a bases-loaded jam vs. Missouri ... Held opponents to a .229 average with runners on base, a .222 average with runners on and two outs and a .167 average with runners in scoring position and two outs ... Appeared in 11 games with four starts in non-league play, working 22 innings, walking 10 and striking out 14 ... Made his collegiate debut in UK's blowout win over St. Joe's on the second weekend, working around a walk and recording his first strikeout ... Made his home debut vs. Wright State ... Allowed two runs – one earned – in an inning vs. Eastern Michigan ... Worked a shutout inning in a win over Ball State ... Made his SEC debut in getting the final out of the series opener at Alabama ... Tossed a shutout frame vs. No. 1 South Carolina, a 13-5 win, getting three outs on just six pitches ... Allowed two runs at No. 5 Vanderbilt, getting one out, also allowing a run vs. No. 8 Louisville ... Had a breakout game at No. 9 Louisville, working 2.1 shutout, one-hit innings in a hostile atmosphere, walking two and striking out three ... Allowed three hits and three runs without getting an out at Texas A&M, as the Aggies won the finale to salvage the series ... Made his first career start vs. the nation's top ranked offense, Tennessee Tech, allowing three runs in three innings as the wind blew out at an unprecedented rate, with all three runs allowed on solo homers ... Got an out in a win over No. 12 Ole Miss, then working a shutout frame vs. Auburn ... Made second career start at Murray State in Paducah, Ky., working 2.2 shutout innings, while working on a strict pitch count in an effort to make him available for the final weekend of the year at Georgia ... Made his first career SEC start at UGA, working three innings, allowing four runs on seven hits, suffering his first career loss ... With UK's pitching staff gassed after winning the first two games of the SEC Tournament, made his second career start vs. an SEC foe ... Tossed 3.2 innings, allowing just one run, in an eventual instant classic that lasted 12 innings ... After UK fought its way out of the loser's bracket in the NCAA Louisville Regional, was called on to start an elimination game vs. Kansas ... Worked five innings, allowing four runs for his first career win, with three of the runs scoring in his final inning of work.

High School

Named to first-team all-state, to the north-south all-star game and all-district as a senior ... Awarded team MVP as a junior and senior ... Holds school record for ERA in a season with a 0.54 ERA ... Two-time all-conference selection ... Earned four letters for coach Jeremy Richey at Seymour High School.

Personal

Full name is Zachery Ryan Brown ... Born in Seymour, Ind. ... Son of Bob and Cathy Brown ... Has an older brother, Tyler (23).

Career Stats

All Games

Year	G-GS	W-L	ERA	SV	CG	SH	IP	H	R	ER	BB	SO
2014	19-5	1-1	5.65	0	0	0	28.2	42	20	18	11	18
2015	15-14	6-6	3.48	0	3	2	93.0	87	41	36	38	71
Totals	34-19	7-7	3.99	0	3	2	121.2	129	61	54	49	89

SEC Games

Year	G-GS	W-L	ERA	SV	CG	SH	IP	H	R	ER	BB	SO
2014	8-1	0-1	10.80	0	0	0	6.2	16	9	8	1	4
2015	10-10	5-4	3.78	0	2	1	69.0	68	32	29	29	45
Totals	18-11	5-5	4.40	0	2	1	75.2	84	41	37	30	49

Career Bests

Innings	9.0, twice, last at Missouri (5/14/15)
Strikeouts	11 vs. Northern Kentucky (3/7/15)
Pitches Thrown	118, twice, last vs. Mississippi State (3/20/15)

2015 Pitching Game-by-Game

Date	Opponent	GS	IP	H	R	ER	BB	SO	2B	3B	HR	W-L	SV	ERA	NP
2/14	vs. Richmond		1.0	0	0	0	0	1	0	0	0	0-0	0	0.00	19
2/21	at #16 UC Santa Barbara	*	4.2	7	4	3	3	6	2	0	0	0-1	0	4.76	82
2/28	vs. Northeastern	*	6.0	5	2	1	2	5	0	0	0	0-1	0	3.09	87
3/7	NORTHERN KENTUCKY	*	9.0	2	0	0	0	11	1	0	0	1-1	0	1.74	118
3/13	at #7 South Carolina	*	5.1	4	5	4	5	4	1	0	1	1-2	0	2.77	99
3/20	#20 MISS. STATE	*	7.1	4	2	1	5	4	0	0	1	2-2	0	2.43	118
3/27	at #1 LSU	*	6.2	9	3	2	3	3	0	0	0	2-2	0	2.47	106
4/4	TEXAS A&M	*	7.0	8	5	4	5	0	0	0	2	2-3	0	3.06	104
4/10	at Arkansas	*	6.0	10	5	5	4	4	0	0	2	2-4	0	3.57	109
4/16	TENNESSEE	*	7.1	5	0	0	4	4	1	0	0	3-4	0	3.13	110
4/24	at #5 Florida	*	7.0	5	0	0	2	6	1	0	0	4-4	0	2.81	115
5/1	#6 VANDERBILT	*	7.0	10	10	10	1	4	4	0	3	4-5	0	3.75	106
5/8	GOERGIA	*	6.1	9	2	2	1	6	1	0	1	5-5	0	3.68	95
5/14	at Missouri	*	9.0	4	0	0	0	5	0	0	0	6-5	0	3.31	100
5/19	vs. Auburn	*	3.1	5	3	3	4	3	0	1	0	6-6	0	3.48	75

2014 Pitching Game-by-Game

Date	Opponent	GS	IP	H	R	ER	BB	SO	2B	3B	HR	W-L	SV	ERA	NP
2/21	vs. St. Joe's		1.0	0	0	0	1	1	0	0	0	0-0	0	0.00	15
2/25	WRIGHT STATE		1.0	1	0	0	0	0	0	0	0	0-0	0	0.00	6
3/1	EASTERN MICHIGAN		1.0	3	2	1	0	0	0	0	0	0-0	0	3.00	15
3/8	BALL STATE		1.0	2	0	0	0	0	0	0	0	0-0	0	2.25	15
3/14	at Alabama		0.1	0	0	0	0	0	0	0	0	0-0	0	2.08	2
3/21	#1 SOUTH CAROLINA		1.0	1	0	0	0	1	0	0	0	0-0	0	1.69	6
3/30	at #5 Vanderbilt		0.1	3	2	1	0	0	0	0	0	0-0	0	3.18	8
4/1	#8 LOUISVILLE		0.1	1	1	1	0	0	0	0	0	0-0	0	4.50	10
4/8	MOREHEAD STATE		1.0	0	0	0	1	0	0	0	0	0-0	0	3.86	18
4/13	MISSOURI		0.2	1	0	0	0	0	0	0	0	0-0	0	3.52	11
4/15	at #9 Louisville		2.1	1	0	0	2	3	1	0	0	0-0	0	2.70	40
4/19	at Texas A&M		0.0	3	3	3	0	0	0	0	0	0-0	0	5.41	11
4/22	TENNESSEE TECH	*	3.0	5	3	3	0	4	1	0	3	0-0	0	6.23	52
4/27	#12 OLE MISS		0.1	0	0	0	0	0	0	0	0	0-0	0	6.08	6
5/10	AUBURN		1.0	1	0	0	0	1	1	0	0	0-0	0	5.65	11
5/13	at Murray State	*	2.2	3	0	0	2	2	0	0	0	0-0	0	4.76	50
5/17	at Georgia	*	3.0	7	4	4	1	2	0	1	0	0-1	0	5.85	52
5/22	vs. #17 Mississippi State	*	3.2	4	1	1	3	1	0	0	0	0-1	0	5.32	64
6/1	vs. Kansas	*	5.0	6	4	4	1	3	0	0	0	1-1	0	5.65	82



#15 • Marcus Carson

5-8 • 170 • Jr. • L/L • OF
London, Ky. (North Laurel)

- SEC Academic Honor Roll (2015)
- SEC Freshman Academic Honor Roll (2014)
- 2014 Perfect Game League All-Star (CF)

Outlook

Elite athlete with above-average speed ... Has a short, quick swing out of the left-handed box ... Has more pop than a 5-foot-8 outfielder with no career home runs would suggest ... Is a great competitor, earning consistent praise from coach Gary Henderson ... Has great range in the outfield and good instincts ... A high school athletic legend in London, Ky., set North Laurel career records in average (.447), runs (231) and at-bats (572), hitting a record .534 as a senior ... After a strong start to his career as an extra outfielder in 2014, entered the season competing for an everyday spot in the outfield ... Got off to a slow start that saw his average dip to .094 after the first SEC weekend ... A pair of three-hit games at No. 1 LSU helped raise his average.

Summer

Had a strong summer in the Northwoods League, batting .263 (20-for-76) in 23 games, with three doubles, two doubles and six RBI ... Had eight walks and six strikeouts, stealing two bases ... Played in two games in June, before returning to the Rox for 21 games in June and early August.

2015

Served as UK's fourth outfielder for the majority of the season ... Played in 35 games with 22 starts ... Hit .226 (19-for-84) with 11 runs, four doubles, five RBI and five steals ... Had a .293 on-base percentage, drawing seven walks ... For the second consecutive year, hit better in SEC play, batting .289 (13-for-35) with two doubles and three RBI ... Was the opening-day starter at DH ... Made three starts in centerfield, eight in rightfield and 11 as the DH ... Had six hits in two starts at No. 1 LSU ... Had a two-hit game vs. Indiana ... Started the year hitting .094 after the first four weekends, before getting hot in conference play ... Starred for the Amsterdam Mohawks in the Perfect Game Collegiate League, joining UK teammates Connor Heady, Zack Brown and JaVon Shelby on the squad ... Named to the All-PGCBL post-season team ... Also named a PGCBL All-Star starter in centerfield ... Hit .346 (45-for-130) with 38 runs, eight doubles, two triples and 12 RBI ... Stole 14-of-18 bases and owned a 24-20 walk-strikeout ratio ... Was also plunked by eight pitches.

2014

Served as an extra outfielder and back up centerfielder during his true freshman season ... Performance warranted more at-bats but was behind standouts Austin Cousino, Ka'ai Tom, Kyle Barrett and Storm Wilson ... Was UK's primary pinch runner off the bench ... Made both starts in centerfield with Cousino sat out a game due to

Read more about
Marcus Carson
on page 67

illness at Texas A&M and when Cousino served as the DH in mid-week action ... Also hit leadoff in place of Cousino at TAMU ... Played in 25 games with four starts, hitting .364 (12-for-33) ... Finished with 12 runs scored, two doubles, nine RBI and two steals ... Played in 10 games with one start in SEC play, batting .188 (3-for-16) with an RBI ... In non-SEC play, hit .529 (9-for-17), with 10 runs, two doubles and eight RBI ... Had three multi-hit games and two multi-RBI games ... Hit No. 1, No. 7 and No. 8 in the starting lineup ... Shined situationally, batting 4-for-11 as a pinch hitter, with five two-out hits and five two-out RBI ... Was 6-for-11 with runners in scoring position ... Came off the bench as a pinch runner nine times ... Made his first career start on opening weekend vs. VMI, going 1-for-3 with a double, two runs, stolen base and hit by pitch ... Came off the bench for the next six games, before earning a start as the DH vs. Ball State, going 2-for-3 with an RBI and steal ... Had his best career game vs. Ball State, coming off the bench to go 3-for-3 with four runs, a double and three runs ... Earned praise from UK's staff in a pinch-hit at-bat at No. 15 Indiana, despite making the final out of the game during a quality at-bat ... Made first career start in centerfield vs. Western Kentucky, hitting 2-for-3 with two RBI and a hit by pitch ... Had a pinch-hit vs. No. 1 South Carolina, driving in a run ... Came off the bench in place of a sick Cousino in the middle game of the series at Texas A&M, going 1-for-3 ... Was 1-for-5 in the following game at TAMU, his first career SEC start ... Came off the bench as the game-tying run in the bottom of the ninth inning vs. Mississippi State in the SEC Tournament, replacing AJ Reed and scoring the tying run to force an eventual 12-inning thriller.

High School

Set career records at North Laurel High School for batting average (.447), runs scored (231) and career at-bats (572), while also setting the single-season batting average record his senior year posting a .534 average Earned first-team All-State his senior year and all-district and all-region his freshman through senior years ... Led his team to be the 13th region championship and 49th district championship senior year ... Senior year, led his team in batting average (.534), with 63 hits, 12 doubles and five home runs, scoring 57 times, swiping 30 bags and knocking in 25 runs ... Along with varsity letters in baseball also earned five varsity letters in basketball, helping his team toward being region champs his junior season ... Was an honor roll student and had perfect attendance.

Personal

Full Name Marcus Allen Carson ... Born in London, Ky. ... Son of Mark and Janet Carson ... Has a sister Tracy (23) ... His father played at Union College.

Career Stats

All Games

Year	GP-GS	Avg.	AB	R	H	2B	3B	HR	RBI	BB	SO	SB-A
2014	25-4	.364	33	12	12	2	0	0	9	0	8	2-2
2015	35-22	.226	84	11	19	4	0	0	5	7	24	5-7
Totals	60-26	.265	117	23	31	6	0	0	14	7	32	7-9

SEC Games

Year	GP-GS	Avg.	AB	R	H	2B	3B	HR	RBI	BB	SO	SB-A
2014	10-1	.188	16	2	3	0	0	0	1	0	4	0-0
2015	16-11	.286	45	4	13	2	0	0	3	3	18	2-4
Totals	26-12	.262	61	6	16	2	0	0	4	3	22	2-4

Miscellaneous

Year	SAC	SF	HBP	OBP	SLG	2-out H	2-out RBI	PO	A	E	FLD
2014	0	0	3	.417	.424	5	5	12	0	0	1.000
2015	1	0	1	.293	.274	6	1	25	0	0	1.000
Totals	1	0	4	.328	.316	11	6	37	0	0	1.000

Career Highs

Hits	3, 3x, last at LSU (3/29/15)
RBI	4 vs. Ball State (3/9/14)
Runs Scored	3, twice, last at LSU (3/29/15)

2015 Batting Game-by-Game

Date	Opponent	GS	AB	R	H	RBI	2B	3B	HR	BB	SB	CS	HBP	K
2/13	vs. Ball State	*DH	1	1	0	0	0	0	0	0	0	0	1	0
2/14	vs. Richmond	PH/OF	1	0	0	0	0	0	0	0	0	0	0	0
2/19	at Southern Cal	PH	1	0	0	0	0	0	0	0	0	0	0	0
2/20	at #16 UC Santa Barbara	*DH	4	0	0	0	0	0	0	0	0	0	0	0
2/21	at #16 UC Santa Barbara	*DH	4	0	0	0	0	0	0	0	0	0	0	2
2/27	vs. Neb.-Omaha	*DH	1	1	0	0	0	0	0	1	1	0	0	0
2/28	vs. Northeastern	*DH	2	0	0	0	0	0	0	0	0	0	0	2
3/1	vs. Mount St. Mary's	PH/OF	1	0	0	0	0	0	0	0	0	0	0	0
3/7	NORTHERN KENTUCKY	OF	0	0	0	0	0	0	0	1	0	0	0	0
3/8	NORTHERN KENTUCKY	*OF	4	1	1	0	0	0	0	0	1	0	0	1
3/8	NORTHERN KENTUCKY	*OF	4	0	0	0	0	0	0	1	0	0	0	1
3/11	at Cincinnati	PH/OF	1	0	0	0	0	0	0	0	0	0	0	0
3/14	at #7 South Carolina	*DH	4	0	1	1	1	0	0	0	0	0	0	2
3/15	at #7 South Carolina	*DH	4	0	1	0	1	0	0	1	0	0	0	2
3/20	#20 MISS. STATE	PH/OF	1	0	1	1	0	0	0	0	0	0	0	0
3/21	#20 MISS. STATE	PH/OF	1	0	0	0	0	0	0	0	0	0	0	1
3/24	at Western Kentucky	OF	0	0	0	0	0	0	0	0	0	0	0	0
3/25	MOREHEAD STATE	*OF	4	1	1	0	0	0	0	0	0	0	0	0
3/28	at #1 LSU	*OF	4	0	3	1	0	0	0	0	0	1	0	1
3/29	at #1 LSU	*DH	5	3	3	0	0	0	0	1	2	0	0	1
3/31	INDIANA	*OF	4	2	2	2	0	0	0	1	1	0	0	0
4/4	TEXAS A&M	*DH	4	0	0	0	0	0	0	0	0	0	0	2
4/4	TEXAS A&M	*DH	2	0	0	0	0	0	0	0	0	0	0	1
4/14	WESTERN KENTUCKY	OF	2	0	1	0	1	0	0	0	0	0	0	0
4/17	TENNESSEE	*OF	4	0	1	0	0	0	0	0	0	0	0	1
4/18	TENNESSEE	*DH	3	0	1	0	0	0	0	1	0	1	0	1
4/21	XAVIER	OF	1	0	0	0	0	0	0	0	0	0	0	0
4/24	at #7 Florida	*OF	4	0	1	0	0	0	0	0	0	0	0	1
4/25	at #7 Florida	*OF	4	1	0	0	0	0	0	0	0	0	0	4
4/26	at #7 Florida	PH	1	0	0	0	0	0	0	0	0	0	0	0
5/1	#6 VANDERBILT	*OF	3	0	1	0	0	0	0	0	0	0	0	0
5/3	#6 VANDERBILT	OF	0	0	0	0	0	0	0	0	0	0	0	0
5/6	#2 LOUISVILLE	*OF	1	0	0	0	0	0	0	0	0	0	0	0
5/16	at Missouri	OF	1	0	0	0	0	0	0	0	0	0	0	1
5/19	vs. Auburn	*OF	3	1	1	0	1	0	0	0	0	0	0	0

2014 Batting Game-by-Game

Date	Opponent	GS	AB	R	H	RBI	2B	3B	HR	BB	SB	CS	HBP	K
2/16	vs. VMI	*LF	3	2	1	0	1	0	0	0	1	0	1	1
2/21	vs. St. Joe's	PH/LF	2	0	0	0	0	0	0	0	0	0	0	1
2/23	vs. St. John's	CF	0	0	0	0	0	0	0	0	0	0	1	0
2/25	WRIGHT STATE	PR	0	0	0	0	0	0	0	0	0	0	0	0
2/28	EASTERN MICHIGAN	PR	0	0	0	0	0	0	0	0	0	0	0	0
3/1	EASTERN MICHIGAN	PH/CF	1	0	1	1	0	0	0	0	0	0	0	0
3/7	BALL STATE	PR	0	0	0	0	0	0	0	0	0	0	0	0
3/8	BALL STATE	*DH	3	1	2	1	0	0	0	0	1	0	0	1
3/9	BALL STATE	PH/CF	3	3	3	4	1	0	0	0	0	0	0	0
3/11	at #16 Indiana	PH	1	0	0	0	0	0	0	0	0	0	0	0
3/18	WESTERN KENTUCKY	*CF	3	1	2	2	0	0	0	0	0	0	1	0
3/23	#1 SOUTH CAROLINA	PH	1	0	1	1	0	0	0	0	0	0	0	0
3/29	at #5 Vanderbilt	PH	1	0	0	0	0	0	0	0	0	0	0	0
4/4	#12 FLORIDA	CF	1	0	0	0	0	0	0	0	0	0	0	1
4/12	MISSOURI	PH/CF	1	0	0	0	0	0	0	0	0	0	0	0
4/13	MISSOURI	PH	1	0	0	0	0	0	0	0	0	0	0	0
4/15	at #9 Louisville	PR	0	1	0	0	0	0	0	0	0	0	0	0
4/19	at Texas A&M	PH/CF	3	1	1	0	0	0	0	0	0	0	0	1
4/20	at Texas A&M	CF	5	0	1	0	0	0	0	0	0	0	0	2
4/25	#12 OLE MISS	PH/CF	3	0	0	0	0	0	0	0	0	0	0	0
4/26	#12 OLE MISS	PR	0	1	0	0	0	0	0	0	0	0	0	0
5/17	at Georgia	PR	0	0	0	0	0	0	0	0	0	0	0	0
5/22	vs. #17 Mississippi State	PR/DH	1	1	0	0	0	0	0	0	0	0	0	1
5/24	vs. #7 Florida	PR	0	0	0	0	0	0	0	0	0	0	0	0
5/31	vs. Kent State	PR	0	1	0	0	0	0	0	0	0	0	0	0



#23 • Kyle Cody

6-7 • 245 • Sr. • R/R • RHP

Chippewa Falls, Wis.

(McDonnell Central)

• 2016 No. 33 College MLB Draft Prospect

(Baseball America)

• 2016 No. 45 College MLB Draft Prospect (D1Baseball)

• 2nd round pick in 2015 MLB Draft (Twins)

• 2015 SEC Pitcher of the Week (3/215)

• 2015 preseason third-team All-America *(Baseball America)*

• 2015 preseason third-team All-America (Collegiate Baseball)

• 2015 preseason 19th-best prospect available in 2015 MLB Draft *(Baseball America)*

• SEC Academic Honor Roll (2014)

• 2014 Cape Cod League All-Star Starter (SP)

• 2014 preseason seventh-best sophomore in NCAA

(Baseball America)

• 2014 preseason second-best sophomore in SEC

(Baseball America)

• 2013 No. 30 prospect in the Cape Cod League (Perfect Game)

• SEC Freshman Academic Honor Roll (2013)

• 2013 preseason 39th-best NCAA freshman *(Baseball America)*

• 33rd round pick in 2012 MLB Draft (Phillies)

Outlook

Elite talent elected to return to Kentucky for his senior season after going in the second round (72nd overall) in the 2015 MLB Draft ... Entered the draft as a candidate for the first round, had a tough stretch in late March-late April, before rebounding with three dominating starts in the final weeks of the season, with UK's season on the line ... Was named SEC Pitcher of the Week after seven no-hit innings in week three ... Has one of the best fastballs in college baseball, also showing great feel for his breaking ball and change-up ... Was the starting pitcher in the 2014 Cape Cod League All-Star Game ... Wisconsin *Gatorade* HS Player of the Year.

Read more about
Kyle Cody
on page 68

2015

Served as UK's Sunday starter ... Appeared in 14 games with 12 starts, sporting a 4-4 record and a 4.91 ERA ... Tossed 66 innings, allowing just 63 hits and 17 walks, striking out 63 ... Held opponents to a .255 average ... Was 1-3 with a 6.15 ERA in nine appearances and seven starts in SEC play ... Was named SEC Pitcher of the Week after seven no-hit innings vs. Nebraska-Omaha ... Pitched in seven games UK won, with a 4-0 record and a 2.36 ERA in those outings ... Went 1-1 with a 4.50 ERA in Feb., 1-1 with a 6.04 ERA in March, a 1-2, 10.00 ERA in April, and a 1-0, 1.74 ERA in May ... UK went 6-6 in his 12 starts ... Was 4-3 with a 4.24 ERA in his 12 starts ... Made five non-SEC starts, tossing 25 innings with four walks and 29 strikeouts, sporting a 3-1 record and a 2.88 ERA ... Worked four shutout innings in his season debut vs. Richmond, striking out six ... Suffered first loss with three innings at No. 16 UC Santa Barbara ... Worked seven no-hit innings vs. Nebraska-Omaha, allowing just one walk and striking out nine ...

Worked five quality starts ... Tossed a quality start at South Carolina, allowing three runs in 6.1 innings ... After a hard-luck stretch from March 22 to April 25, allowing 25 runs, bounced back to finish strong in his final three starts ... Was lights out vs. No. 5 Vanderbilt, allowing three runs and striking out eight in 5.2 innings ... Biggest start of the year was vs. Georgia and it was sterling, taking a 1-0 lead into the ninth inning before a leadoff solo homer ended his career-best outing ... Fired seven shutout, three-hit innings at Missouri in the regular-season finale, a key rubber match win in the biggest start of his career ... Was the starting pitcher for the Western Division in the 2014 Cape Cod League All-Star Game ... Was on the Wareham Gateman ... Made nine starts during the summer, with a 2-3 record and a 2.72 ERA in 36.1 innings, allowing just 34 hits and 11 walks, striking out 34 ... Finished the summer ranked eighth in strikeouts and 10th in ERA.

2014

Entered the season as UK's Sunday starter, before battling forearm tightness and missing 21 days ... Returned to the pitching staff as a late-inning, high value reliever – with UK's opponents unaware that he was not going to throw a breaking ball as he eased back into competition – before returning to the weekend rotation to make three starts to end the year ... Totaled a 4-0 record and a 2.84 ERA in 18 games and six starts, saving five games ... Worked 38 innings, allowing 36 hits and 13 walks, striking out 20 ... Allowed just one homer ... Appeared in nine SEC games with one start, owning three saves and a 3.29 ERA, working 13.2 innings ... Was 4-0 with a 2.59 ERA and two saves in nine non-SEC games ... In 10 games and two starts vs. SEC foes, went 1-0 with a 3.32 ERA and three saves ... Was perfect on the road, working 7.1 shutout innings, saving three games and allowing just three singles ... Pitched in 12 games that UK won, with a 4-0 record, a 0.93 ERA and five saves in 29 innings ... In six night games, had four saves and a 1.74 ERA ... Pitched the best game of his year in the SEC Tournament Quarterfinals vs. No. 7 Florida, working 5.1 innings, allowing two runs and striking out four for the win over the Gators, pushing UK to a record finish in the tournament ... Was called upon to start UK's NCAA Tournament opener vs. a right-handed heavy Kansas lineup, with AJ Reed matching up better vs. Louisville in a potential second game ... Got two outs vs. Kansas, allowing two hits, one walk and three runs before Andrew Nelson came on in relief with UK trailing 3-0 in the first inning ... Made his season debut on a pitch count vs. VMI, working 62 pitches through 3.1 innings ... Returned to the mound to work six shutout innings, with UK coach Gary Henderson limiting him to 59 pitches ... Worked four shutout innings in his third start of the year vs. EMU, before being shut down for 21 days ... Returned to work a crucial inning in the rubber match of UK's series win with No. 1 South Carolina, working around a double ... Worked an inning or less in his next five outings, including making his first career save at No. 5 Vanderbilt, also earning a save vs. No. 12 Florida ... Worked two innings in a brutally windy day vs. Morehead State, surrendering his lone homer ... Worked 1.1 innings vs. Missouri, with three unearned runs scoring on his line ... Picked up one-inning saves vs. No. 9 Louisville, at Texas A&M and vs. Tennessee Tech ... Worked three strong innings in relief vs. Auburn, signaling a return to multiple inning workloads ... Made first start since March 1 on May 16 at Georgia, tossing

4.1 shutout innings, allowing just two singles in a 10-0 UK win ... Best start of the year came vs. No. 7 Florida in the SEC Quarterfinals, allowing two runs in a win over the Gators ... Pitched in two games in the Cape Cod League for the Wareham Gateman, before returning home with a minor injury ... Pitched nine innings in his two starts, allowing seven hits and five earned runs, walking four and striking out nine with a 5.00 ERA and a 1-1 record ... Dominated in his Cape Cod League debut, working six shutout, two-hit innings, walking two and striking out four in a win ... Second start ended his summer, taking a loss in three innings, allowing five hits and five runs, walking two and striking out five.

2013

Emerged as one of the top freshmen talents in the country, working his way into the weekend SEC rotation ... Appeared in 15 games with 10 starts, owning a 3-3 record and a 4.84 ERA ... Worked 57.2 innings, allowing 57 hits – 41 – singles with 20 walks and 47 strikeouts ... Was better in conference action than in non-league games, appearing in five games with three starts vs. the SEC, with a 3.10 ERA in 20.1 innings, allowing 20 hits – 17 singles – walking nine and striking out 14 ... Dominated over his last four starts of the year, including three SEC starts, sporting a 2.96 ERA in 24.1 innings ... Without a start vs. Louisville that saw him allow eight runs, had a 3-2 record and a 3.86 ERA in 53.2 innings ... Worked four quality starts on the year, with a 2.49 ERA in those outings ... In non-SEC games, appeared in 10 games with seven starts, with a 3-2 record and a 5.79 ERA in 37.1 innings, allowing 37 hits and 11 walks, striking out 33 ... Appeared in nine games and seven starts at Cliff Hagan Stadium, with a 3-3 record and a 5.50 ERA, working 37.2 innings ... Worked in four games with three starts on the road, with a 2.89 ERA in 18.2 innings, surrendering 12 hits and six walks, striking out 16 ... Went 3-0 with a 2.76 ERA in games that UK won, appearing in seven contests with five starts ... In eight games and five starts that UK lost, went 0-3 with a 6.99 ERA ... Appeared in six games with two starts in day games, with a 2-0 record and a 2.76 ERA ... Appeared in nine games with eight starts at night, with a 1-3 record and a 5.66 ERA ... Forced an average of 10 ground balls per nine innings pitched ... UK went 5-5 in his starts ... Had a 1.51 WHIP, with opponents hitting .325 on balls in play ... Went 2-3 with a 4.99 ERA in his 10 starts, working 52.1 innings, allowing 52 hits, 20 walks and striking out 42 ... In five games in relief, went 1-0 with a 3.38 ERA in 5.1 innings, allowing five hits and no walks, striking out five ... Allowed 2-of-4 stole base attempts ... Made collegiate debut in the season opener vs. UNC Asheville, working a perfect inning with a strikeout ... Second appearance of the year came vs. Kansas State in Myrtle Beach, allowing a single before a two-run homer ... Earned first career start vs. Murray State in the home opener, working 2.2 innings, allowing six hits and three earned runs ... Started the next week vs. Xavier in midweek action, getting his first career win with five innings, allowing two runs ... Suffered first career loss in midweek action vs. Western Kentucky, allowing five runs on three hits and four walks in 4.2 innings, striking out seven ... Worked two shutout innings in relief in the next midweek game vs. Marshall, allowing a single in his second win ... Worked a shutout frame vs. Georgia in his SEC debut ... Breakout start came in front of the largest on-campus crowd in the history of college baseball in the state of

Kentucky, working 6.1 innings at No. 9 Louisville, allowing four hits and two earned runs ... With No. 2 LSU hitting well against UK's left-handed pitching, excelled in a relief innings vs. the Tigers ... Started vs. NCAA Tournament team Austin Peay in midweek action, allowing one run in 5.1 innings in his third win ... Was roughed up in the start vs. No. 9 Louisville at Cliff Hagan Stadium, allowing nine hits and eight runs in four innings ... Set the tone for a strong UK pitching performance at Western Kentucky, working six innings, allowing four hits and one run with seven strikeouts in an eventual 18-inning marathon ... Made SEC starting debut in place of Jerad Grundy vs. No. 14 Arkansas, dominating the Razorbacks through seven innings, allowing one earned run in the first inning, striking out five ... Turned in UK's best outing vs. No. 1 Vanderbilt, tossing six innings and allowing three runs vs. the record-setting Dores ... Worked 5.1 innings and allowed three runs on four walks and four strikeouts in his season finale at Missouri.

High School

The Wisconsin *Gatorade* High School Player of the Year ... Was ranked as the second-best 2012 MLB Draft eligible prospect in the state of Wisconsin and as the No. 267 prospect available ... Earned three letters under coach Eric Wedemeyer ... "Kyle is an extremely hard worker and a goal-oriented individual, Wedemeyer said. "He sets his mind to a goal and strives to be the best that he can be." ... Went 6-0 with two saves in 50 innings in 2012, striking out 101, walking just 16 and allowing 22 hits, with a 0.84 ERA ... Played basketball and football all four years ... In baseball, was state runner-up twice ... In football, was state runner-up ... In basketball, led team to the final four ... Selected in the 33rd round of the 2012 draft by the Philadelphia Phillies.

Personal

Full name is Kyle David Cody ... Born in Chippewa Falls, Wis. ... Son of Gene and Jackie Cody...Has three siblings, Ryan (29), Chrissy (31) and Amy (33).

Career Stats

All Games

Year	G-GS	W-L	ERA	SV	CG	SH	IP	H	R	ER	BB	SO
2013	15-10	3-3	4.84	0	0	0	57.2	57	35	31	20	47
2014	18-6	4-0	2.84	5	0	0	38.0	36	19	12	13	20
2015	14-12	4-4	4.91	0	0	0	66.0	63	40	36	17	63
Totals	47-28	11-7	4.40	5	0	0	161.2	156	94	79	50	130

SEC Games

Year	G-GS	W-L	ERA	SV	CG	SH	IP	H	R	ER	BB	SO
2013	5-3	0-1	3.10	0	0	0	20.1	20	9	7	9	14
2014	9-1	0-0	3.29	3	0	0	13.2	14	8	5	7	3
2015	9-7	1-3	6.15	0	0	0	41.0	48	32	28	13	34
Totals	23-11	1-4	4.80	3	0	0	75.0	82	49	40	29	51

Career Bests

Innings	8.0 vs. Georgia (5/10/15)
Strikeouts	9 vs. Neb.-Omaha (2/28/15)
Pitches Thrown	108 vs. Vanderbilt (5/3/15)

2015 Pitching Game-by-Game

Date	Opponent	GS	IP	H	R	ER	BB	SO	2B	3B	HR	W-L	SV	ERA	NP
2/14	vs. Richmond	*	4.0	4	0	0	1	6	1	0	0	0-0	0	0.00	69
2/20	at #16 UC Santa Barbara	*	3.0	6	7	7	1	3	1	1	1	0-1	0	9.00	63
2/28	vs. Neb.-Omaha	*	7.0	0	0	0	1	9	0	0	0	1-1	0	4.50	96
3/8	NORTHERN KENTUCKY	*	7.0	4	1	1	0	8	1	0	1	2-1	0	3.43	91
3/15	at #7 South Carolina	*	6.1	6	3	3	1	4	1	1	0	2-1	0	3.62	92
3/22	#20 MISS. STATE	*	4.0	7	9	6	3	0	1	0	2	2-2	0	4.88	79
3/29	at #1 LSU	*	5.0	8	6	5	0	3	2	1	2	2-2	0	5.45	87
4/4	#1 TEXAS A&M	*	2.0	3	3	3	1	4	1	0	1	2-3	0	5.87	40
4/12	at Arkansas	*	2.2	6	4	4	2	2	1	0	0	2-4	0	6.37	63
4/21	XAVIER	*	4.0	1	0	0	1	3	0	0	0	3-4	0	5.81	51
4/25	at #5 Florida	*	0.1	2	3	3	1	0	1	0	0	3-4	0	6.35	9
5/3	#6 VANDERBILT	*	5.2	6	3	3	3	8	4	0	1	3-4	0	6.18	108
5/10	GEORGIA	*	8.0	7	1	1	0	5	1	0	1	3-4	0	5.49	102
5/16	at Missouri	*	7.0	3	0	0	2	8	0	0	0	4-4	0	4.91	106

2014 Pitching Game-by-Game

Date	Opponent	GS	IP	H	R	ER	BB	SO	2B	3B	HR	W-L	SV	ERA	NP
2/16	vs. VMI	*	3.1	3	3	2	2	3	1	0	0	0-0	0	5.40	62
2/23	vs. St. John's	*	6.0	6	0	0	0	1	0	0	0	1-0	0	1.93	59
3/1	EASTERN MICHIGAN	*	4.0	2	0	0	0	3	0	0	0	2-0	0	1.35	47
3/22	#1 SOUTH CAROLINA	*	1.0	1	0	0	0	0	1	0	0	2-0	0	1.26	12
3/26	XAVIER	*	1.0	0	0	0	0	1	0	0	0	3-0	0	1.17	11
3/28	at #5 Vanderbilt	*	1.0	0	0	0	0	0	0	0	0	3-0	1	1.10	9
4/5	#12 FLORIDA	*	0.0	1	1	1	0	0	0	1	0	3-0	1	1.65	2
4/6	#12 FLORIDA	*	0.1	0	0	0	0	0	0	0	0	3-0	2	1.62	2
4/8	MOREHEAD STATE	*	2.0	3	2	2	1	2	0	0	1	3-0	2	2.41	31
4/13	MISSOURI	*	1.1	3	4	1	1	0	0	0	0	3-0	2	2.70	40
4/15	at #9 Louisville	*	1.0	1	0	0	0	1	0	0	0	3-0	3	2.57	14
4/18	at Texas A&M	*	1.0	0	0	0	0	0	0	0	0	3-0	4	2.45	7
4/22	TENNESSEE TECH	*	1.0	1	1	0	1	1	0	0	0	3-0	5	2.35	24
4/27	#12 OLE MISS	*	1.2	3	2	2	2	1	1	0	0	3-0	5	2.92	47
5/11	AUBURN	*	3.0	4	1	1	2	1	1	0	0	3-0	5	2.93	53
5/16	at Georgia	*	4.1	2	0	0	2	1	0	0	0	3-0	5	2.53	62
5/21	vs. #7 Florida	*	5.1	4	2	2	1	4	1	0	0	4-0	5	2.65	73
5/30	vs. Kansas	*	0.2	2	3	1	1	1	1	0	0	4-0	5	2.84	29

2013 Pitching Game-by-Game

Date	Opponent	GS	IP	H	R	ER	BB	SO	2B	3B	HR	W-L	SV	ERA	NP
2/15	vs. UNC Asheville	*	1.0	0	0	0	0	1	0	0	0	0-0	0	0.00	12
2/21	vs. Kansas State	*	0.1	2	2	2	0	0	0	0	1	0-0	0	13.50	9
2/26	MURRAY STATE	*	2.2	6	4	3	2	2	2	1	0	0-0	0	11.25	66
3/6	XAVIER	*	5.0	4	2	2	0	3	2	0	0	1-0	0	7.00	65
3/19	WESTERN KENTUCKY	*	4.2	3	5	5	4	7	0	0	0	1-1	0	7.90	85
3/27	MARSHALL	*	2.0	1	0	0	0	1	0	0	0	2-1	0	6.89	29
3/30	GEORGIA	*	1.0	1	0	0	0	2	0	0	0	2-0	0	6.48	19
4/2	at #9 Louisville	*	6.1	4	3	2	1	4	1	0	0	2-0	0	5.48	86
4/6	at #2 LSU	*	1.0	1	0	0	0	1	1	0	0	2-1	0	5.25	16
4/9	AUSTIN PEAY	*	5.1	4	1	1	2	4	0	0	0	3-1	0	4.60	70
4/16	#8 LOUISVILLE	*	4.0	9	8	8	1	4	3	0	1	3-2	0	6.21	82
4/23	at Western Kentucky	*	6.0	4	1	1	1	7	1	1	0	3-2	0	5.49	97
5/4	#14 ARKANSAS	*	7.0	7	3	1	3	5	0	0	0	3-2	0	4.86	103
5/11	#1 VANDERBILT	*	6.0	8	3	3	2	1	0	0	0	3-3	0	4.82	93
5/17	at Missouri	*	5.1	3	3	3	4	4	1	0	0	3-3	0	4.84	95



#26 • Kole Cottam

6-3 • 215 • Fr. • R/R • C

Knoxville, Tenn. (Knoxville Catholic)

Outlook

True freshman catcher will have the ability to have an immediate impact ... Has above-average arm strength and a toughness behind the plate ... Had a great fall, both offensively and defensively ... Is projectable with a great upside ... Has drawn praise from the coaching staff for his work ethic.

High School

First-team All-State, all-district and AA Mr. Baseball in Tennessee ... Hit .489 with 47 hits, 14 runs, 18 doubles, six homers and 54 RBI as a senior ... Had a .373 average as a junior with a homer, nine doubles and 25 RBI ... Hit .316 as a sophomore with seven doubles, two homers and 26 RBI ... Set single-season records for hits, average, RBI and doubles as a senior ... Was named district 4AA MVP as a senior, 4-AA defensive player of the year as a junior and 4-AAA rookie of the year as a sophomore ... Was a member of the French and Math National Honor Society and was the president of the National Honors Society at his school ... Earned three letters for coach Adam Sullivan and Knoxville Catholic High School ... Led team to the state runner-up finish as a senior and junior.

Personal

Full name is Kole Warren Cottam ... Son of Jeff and Kori Cottam ... Born in Memphis, Tenn. ... Has a younger brother, Kyle (16) ... Father played baseball and handball for Memphis and mother played basketball for Memphis.





#46 • Joe Dudek

6-1 • 220 • Jr. • L/L • 1B/OF

Wall Township, N.J.

(Christian Brothers Academy/North Carolina)

Outlook

Transferred to Kentucky after serving as North Carolina's part-time first baseman from 2014-15, making 36 starts and cranking six homers ... Showed tremendous ability instantly in the fall, with above-average power and a sweet left-handed swing ... Primarily a first baseman throughout his career, showed an ability to play an outfield corner during the fall.

2015 (North Carolina)

Played in 43 games with 33 starts, hitting .255 (26-for-102) with 14 runs, nine doubles, two homers and 19 RBI, sporting an impressive 34-22 walk-strikeout ratio and stealing a base ... Reached base safely in 33 of his 43 games, an impressive feat considering his off-the-bench appearances ... Had a .442 on-base percentage and a .402 slugging mark ... As a pinch hitter, came to the plate nine times, drawing seven walks.

2014 (North Carolina)

Appeared in 44 games and started 26 at first base ... Hit .204 for the year with four homers and 17 RBI ... His four home runs were tied for the team high ... Slugged .357 and had a .316 on-base percentage ... Hit a first-inning grand slam and had a season-high four RBI in the series opener against Pittsburgh (3/8) ... Had two RBI and a double against the College of Charleston (2/16) ... Also had multi-hit games against Appalachian State (2/25), North Florida (3/2) and Pittsburgh (3/8, 3/9) ... Solid defensive first baseman who committed just three errors all season in 192 chances.

High School

Strong left-handed hitter that can hit for power ... Ranked No. 117 in the country by Perfect Game ... Mentioned as one of 50 "Players to Watch" by Baseball America ... Tabled the fifth-best player in the state of New Jersey by Perfect Game ... Participated in the East Coast Showcase along with the Area Code Games ... Ranked the sixth-best first baseman in the country by Perfect Game ... Excels in the classroom ... Earned First Honors every semester ... Member of Spanish National Honors Society ... Coached by Martin Kenney at Christian Brothers Academy.

Personal

Full name is Joseph Michael Dudek ... Son of Joe and Beth Dudek.

Career Stats (North Carolina)

All Games

Year	GP-GS	Avg.	AB	R	H	2B	3B	HR	RBI	BB	SO	SB-A
2014	44-26	.204	98	13	20	3	0	4	17	16	27	0-0
2015	43-33	.255	102	14	26	9	0	2	19	34	22	1-2
Totals	87-59	.230	200	27	46	12	0	6	36	50	49	1-2

Miscellaneous

Year	SAC	SF	HBP	OBP	SLG	PO	A	E	FLD
2014	1	0	0	.316	.357	182	7	3	.984
2015	0	1	1	.442	.402	171	9	1	.994
Totals	1	1	1	.385	.380	353	16	4	.989

2015 Batting Game-by-Game (at UNC)

Date	Opponent	GS	AB	R	H	RBI	2B	3B	HR	BB	SB	CS	HBP	K
2/13	SETON HALL	*DH	2	1	1	1	0	0	1	2	0	0	0	0
2/14	SETON HALL	*DH	3	0	0	0	0	0	0	1	0	0	0	1
2/14	SEON HALL	*DH	4	0	2	3	1	0	0	0	0	0	0	0
2/20	vs. #4 UCLA	*DH	4	0	1	0	0	0	0	0	0	0	0	0
2/21	vs. #4 UCLA	*DH	3	0	0	0	0	0	0	0	0	0	0	1
2/22	vs. #4 UCLA	*DH	5	0	0	0	0	0	0	0	0	0	0	2
2/28	vs. Rhode Island	*1B	2	0	0	0	0	0	0	0	0	0	0	2
3/10	at Coastal Carolina	PH/1B	0	0	0	0	0	0	0	1	0	0	0	0
3/13	at Pitt	PH	0	0	0	0	0	0	0	0	0	0	0	0
3/15	at Pitt	PH	0	0	0	0	0	0	0	0	0	0	0	0
3/17	DAVIDSON	DH	0	0	0	0	0	0	0	1	0	1	0	0
3/24	APPALACHIAN ST.	PH	0	0	0	0	0	0	0	1	0	0	0	0
3/27	#10 MIAMI (Fla.)	PH	0	0	0	0	0	0	0	1	0	0	0	0
3/28	#10 MIAMI (Fla.)	PH	0	0	0	0	0	0	0	1	0	0	0	0
3/29	#10 MIAMI (Fla.)	*1B	3	3	2	2	2	0	1	0	0	0	0	0
3/31	at Elon	*1B	2	2	2	1	0	0	1	1	0	0	0	0
4/4	at Clemson	PH	1	0	0	0	0	0	0	0	0	0	0	1
4/5	at Clemson	*1B	2	1	1	0	1	0	0	0	0	0	0	0
4/7	#18 COASTAL CAR.	PH/1B	0	1	0	0	0	0	0	1	0	0	0	0
4/10	NC STATE	PH/1B	1	0	0	0	0	0	0	1	0	0	0	0
4/11	NC STATE	*1B	2	0	1	1	0	0	0	2	1	0	0	0
4/12	NC STATE	*1B	4	0	3	1	1	0	0	0	0	0	0	1
4/14	HIGH POINT	*1B	3	0	0	0	0	0	0	0	0	0	0	2
4/17	at Virginia Tech	*1B	3	0	1	0	0	0	0	1	0	0	0	1
4/18	at Virginia Tech	*1B	3	0	1	1	0	0	0	2	0	0	0	1
4/21	CAMPBELL	*1B	4	1	1	1	1	1	0	1	0	0	0	1
4/23	at UNC Wilmington	*1B	4	0	0	0	0	0	0	1	0	0	1	1
4/24	BOSTON COLLEGE	*1B	2	0	0	0	0	0	0	1	0	0	0	0
4/25	BOSTON COLLEGE	*1B	4	1	2	1	0	0	1	0	0	0	0	1
4/26	BOSTON COLLEGE	*1B	1	0	0	0	0	0	0	3	0	0	0	1
4/28	at UNC Greensboro	*1B	4	0	0	0	0	0	0	0	0	0	0	1
5/5	UNC ASHEVILLE	*1B	3	1	1	3	0	0	0	1	0	0	0	0
5/6	ELON	*1B	3	2	2	3	2	0	0	1	0	0	0	0
5/9	at Notre Dame	*1B	4	0	0	0	0	0	0	1	0	0	0	0
5/9	at Notre Dame	*1B	2	0	1	0	0	0	0	2	0	0	0	0
5/10	at Notre Dame	*1B	3	0	0	1	0	0	0	0	0	0	0	0
5/12	UNC WILMINGTON	*1B	3	1	0	0	0	0	0	1	0	0	0	0
5/14	VIRGINIA	*1B	4	0	1	0	0	0	0	0	0	0	0	2
5/15	VIRGINIA	*1B	1	0	0	0	0	0	0	1	0	0	0	1
5/19	vs. Virginia Tech	*1B	3	0	1	0	0	0	0	1	0	0	0	0
5/20	vs. #3 Louisville	*1B	3	0	1	0	0	0	0	1	0	0	0	0
5/21	vs. Florida State	*1B	3	0	0	0	0	0	0	0	0	0	0	1
5/22	vs. Clemson	*1B	4	0	1	0	1	0	0	0	0	0	0	2

2014 Batting Game-by-Game (at UNC)

Date	Opponent	GS	AB	R	H	RBI	2B	3B	HR	BB	SB	CS	HBP	K
2/15	at College of Charleston	*1B	4	0	0	0	0	0	0	0	0	0	0	1
2/16	at College of Charleston	*1B	4	1	2	2	1	0	0	1	0	0	0	1
2/17	at College of Charleston	*1B	4	0	0	0	0	0	0	0	0	0	0	0
2/21	XAVIER	*1B	2	0	0	0	0	0	0	0	0	0	0	0
2/22	XAVIER	*1B	2	0	1	0	0	0	0	0	0	0	0	0
2/23	XAVIER	*1B	1	0	0	0	0	0	0	0	0	0	0	0
2/25	APPALACHIAN ST.	*1B	4	0	2	2	0	0	0	0	0	0	0	1
2/28	NORTH FLORIDA	*1B	3	0	0	0	0	0	0	0	0	0	0	1
3/1	NORTH FLORIDA	*1B	2	1	0	0	0	0	0	2	0	0	0	0
3/2	NORTH FLORIDA	*1B	3	2	2	1	0	0	1	1	0	0	0	0
3/5	DAVIDSON	*1B	3	1	0	2	0	0	0	2	0	0	0	0
3/8	PITTSBURGH	*1B	5	1	2	4	0	0	1	0	0	0	0	1
3/8	PITTSBURGH	*1B	4	0	0	0	0	0	0	0	0	0	0	1
3/9	PITTSBURGH	*1B	4	0	2	1	1	0	0	0	0	0	0	1
3/11	GEORGE MASON	*1B	2	1	1	0	0	0	0	0	1	0	0	0
3/12	GARDNER-WEBB	*1B	3	0	0	0	0	0	0	0	0	0	0	2
3/14	at Maryland	*1B	3	2	1	1	0	0	1	1	0	0	0	1
3/15	at Maryland	*1B	3	1	1	1	1	0	0	1	0	0	0	1
3/16	at Maryland	*1B	3	1	1	0	0	0	0	2	0	0	0	0
3/19	WEST VIRGINIA	*1B	1	0	0	0	0	0	0	0	0	0	0	1
3/21	GEORGIA TECH	*1B	4	0	0	0	0	0	0	1	0	0	0	4
3/22	GEORGIA TECH	PH	1	0	0	0	0	0	0	0	0	0	0	0
3/23	GEORGIA TECH	*1B	2	0	1	0	0	0	0	0	0	0	0	0
3/28	at Duke	PH/1B	1	0	0	0	0	0	0	0	0	0	0	1
3/29	at Duke	PH	1	0	0	0	0	0	0	0	0	0	0	1
4/4	at Boston College	PH	1	0	0	0	0	0	0	0	0	0	0	0
4/6	at Boston College	PH/1B	1	0	0	0	0	0	0	0	0	0	0	1
4/8	NC A&T	PH/1B	2	0	0	0	0	0	0	0	0	0	0	0
4/9	COASTAL CAROLINA	*1B	1	0	1	0	0	0	0	0	0	0	0	0
4/11	WAKE FOREST	*1B	3	0	0	0	0	0	0	0	0	0	0	1
4/12	WAKE FOREST	*1B	0	0	0	0	0	0	0	0	0	0	0	0
4/13	WAKE FOREST	PH	1	0	0	0	0	0	0	0	0	0	0	1
4/20	at #1 Virginia	PH/1B	1	0	0	0	0	0	0	0	0	0	0	0
4/22	at East Carolina	PH	1	0	0	0	0	0	0	0	0	0	0	0
4/27	VIRGINIA TECH	PH/1B	2	0	0	0	0	0	0	0	0	0	0	1
5/6	CAMPBELL	*1B	4	0	0	0	0	0	0	0	0	0	0	0
5/7	at Elon	*1B	4	2	1	3	0	0	1	1	0	0	0	2
5/9	#4 FLORIDA STATE	*1B	1	0	0	0	0	0	0	2	0	0	0	1
5/10	#4 FLORIDA STATE	PH	1	0	0	0	0	0	0	0	0	0	0	0
5/11	#4 FLORIDA STATE	PH/1B	2	0	1	0	0	0	0	0	0	0	0	0
5/16	at #4 Miami (Fla.)	PH/DH	2	0	0	0	0	0	0	0	0	0	0	2
5/21	vs. #4 Florida State	PH/1B	1	0	0	0	0	0	0	0	0	0	0	0
5/23	vs. #2 Virginia	PH	0	0	0	0	0	0	0	1	0	0	0	0
5/24	vs. Maryland	PH	1	0	1	0	0	0	0	0	0	0	0	0



#24 • Dylan Dwyer

6-1 • 175 • Sr. • L/L • LHP

Murray, Ky. (Calloway County)

- SEC Academic Honor Roll (2015)
- 2013 No. 18 prospect in the Perfect Game League (Perfect Game)

- SEC Freshman Academic Honor Roll (2013)

Outlook

Talented left-hander has experienced it all during his career, late-inning reliever, lefty specialist, middle relief, midweek starter and SEC weekend starter ... Shined as a sophomore in weekend starts ... Is a good athlete on the mound, with an ability to throw several pitches for strikes ... Threw a complete-game shutout vs. Cincinnati in midweek action in 2014.

Read more about
Dylan Dwyer
on page 69

Summer

Appeared in 12 games with 11 starts in the Northwoods League, owning a 4-6 record and a 5.46 ERA ... Worked 59.1 innings, allowing 69 hits and 24 walks, striking out 37 ... Allowed one run on three hits in seven innings on June 25 ... Tossed 8.2 shutout innings on July 1, allowing only six hits and a walk ... Worked seven shutout innings on July 23, allowing only three hits and a walk.

2015

Appeared in 16 games in relief, with a 2-0 record and a 3.03 ERA ... Tossed 29.2 innings, allowing 27 hits and 11 walks, striking out 26 ... Held opponents to a .233 average ... Inherited 12 runners, allowing only three to score ... Worked in six games in relief in SEC play, allowing eight runs in 4.2 innings with an 11.57 ERA ... Was 2-0 with a 1.44 ERA in 10 non-SEC games ... Worked in 11 innings at Cliff Hagan Stadium, owning a 2-0 record and a 2.93 ERA in 15.1 road games ... Was 1-0 with a 0.00 ERA in Feb., a 1-0 record and a 4.35 ERA in March, a 0-0 2.16 ERA in April, and a 0-0, 6.23 ERA in May ... Worked a shutout inning vs. Richmond in his season debut ... Fired 3.1 innings without an earned run at No. 16 UC Santa Barbara ... First four outings, 9.1 innings, came as scoreless ... Won midweek game in relief at Cincinnati, with 2.2 shutout innings ... Came on at No. 5 Florida to strand the bases loaded ... Worked four no-hit innings at No. 2 Louisville, allowing a run on a pair of walks.

2014

Pitched in 14 games with 10 starts as a sophomore, totaling a 1-1 record and a 5.65 ERA ... Worked 56 innings, allowing 56 hits and 22 walks, striking out 47 ... Served as UK's midweek starter to open the year, before injuries to Kyle Cody and Chandler Shepherd forced him into the weekend rotation ... Worked in eight SEC games with five starts, owning a 3-2 record and a 7.00 ERA in 27 innings ... Was 2-1 with a 4.03 ERA in six non-SEC games ... Was 4-1 with a 3.93 ERA at Cliff Hagan Stadium ... Was 5-0 with a 2.75 ERA in eight games that UK won ... In March and April, had a 5-2 record and a 3.48 ERA in 44 innings, allowing just 37 hits and 10 walks ... Threw the first midweek complete-game shutout in UK history in his third career start, tossing a nine-inning blanking over Cincinnati ... Marked the first complete-game shutout for UK since Alex Meyer vs. No. 1 Vanderbilt in 2011 and the first complete game for a UK pitcher in a midweek game since Greg Dombrowski in 2005 vs. Murray State ... Made his season debut as the starter in UK's fourth game in four days on opening weekend, striking out the first six hitters he faced at USC Upstate, before running into trouble in the third inning, allowing four runs ... Worked three innings and allowed one run in three innings as UK's starter in the home opener vs. Wright State ... Followed up his shutout vs. UC with 7.1 innings at No. 16 Indiana, allowing four runs in the eighth inning to dent his outing ... Returned to the mound to pick up a midweek win over No. 8 Louisville in Lexington, allowing two runs in 5.2 innings, of an 8-3 win ... Worked in relief vs. Florida, before tossing a strong 6.1 shutout innings in a win over Missouri to even the series ... Continued strong run of form with 6.2 innings at Texas A&M, allowing just one run ... Allowed six runs in starts vs. Ole Miss and at Tennessee, before allowing four runs in two innings vs. Auburn to move to the bullpen ... Came on in relief at Georgia in the season finale, allowing three runs in an inning, before suffering a non-baseball related injury to his non-throwing hand that ended his season ... Joined UK outfielder Kyle Barrett and UK staff member and former star Mike Brown in leading the Amsterdam Mohawks to the Perfect Game Collegiate League title ... Made 11 starts on the summer, with a 2-2 record and a 4.87 ERA ... Worked 40.2 innings, allowing 40 hits and 25 walks, striking out 40 and allowing opponents to hit .263.

2013

Talented southpaw emerged as a weapon against left-handed hitting for UK's record-setting bullpen ... Appeared in 14 games in relief, with a 1-0 record and a 3.86 ERA ... Worked 16.1 innings, allowing 20 hits and seven walks, striking out seven ... Appeared in five SEC games in relief, with seven earned runs allowed in seven innings, walking five and striking out one ... Did not allow an earned run in non-SEC games, a span of nine contests and 9.1 innings ... In 10 games and 11.1 innings at Cliff Hagan Stadium had a 1-0 record and a 2.38 ERA ... Inherited 10 runners on base, allowing just three to score ... Allowed only five hits to left-handed hitters ... Collegiate debut came in the season opener, going 1.1 shutout innings ... Worked a perfect frame vs. Kansas State ... Tossed 2.2 shutout innings vs. ECU in the second home game of the year ... Got a key out vs. Michigan State, before working a shutout frame vs. Marshall ... Came on to face a left-handed hitter vs. Georgia in his SEC debut, plunking the hitter, which came around to score the first run allowed by Dwyer in 2013 ... Next outing inflated his numbers, as UK was in the midst of a 11-1 setback vs. No. 2 LSU and needing to save the bullpen for the rest of the series ... Worked 1.2 innings at LSU, allowing five hits and six runs, walking two ... Allowed a run and got an out vs. Tennessee in his next outing ... Regained his rhythm with two innings vs. No. 9 Louisville, allowing an unearned run ... Worked a shutout frame at No. 16 Ole Miss ... Tossed a career-high four innings vs. No. 1 Vanderbilt, allowing three hits and one run, coming on a solo homer ... Last outing of the year came vs. No. 15 Indiana, walking the hitter he faced.

High School

One of the top prospects in the state, earned first-team All-State honors by the KHSBCA and ESPNHS ... Led Calloway County to its first ever regional championship game ... Posted a 11-1 record as a senior ... Had a strong outing vs. Meade County in the State Tournament, allowing only two hits and striking out 13 ... Earned four letters under coach Zach Hobbs ... Played football junior year ... Senior season, hit .386 with 38 RBI.

Personal

Full name is Dylan Patrick Dwyer ... Born in Montgomery County, Md. ... Son of Gary Dwyer and Kim Vaught ... Has two brothers, Corey (23) and Travis (17).

Career Stats

All Games

Year	G-GS	W-L	ERA	SV	CG	SH	IP	H	R	ER	BB	SO
2013	14-0	1-0	3.86	0	0	0	16.1	20	10	7	7	7
2014	14-10	5-3	5.46	0	1	1	56.0	56	38	34	22	47
2015	16-0	2-0	3.03	0	0	0	29.2	27	14	10	11	26
Totals	44-10	8-3	4.50	0	1	1	102.0	103	62	51	40	80

SEC Games

Year	G-GS	W-L	ERA	SV	CG	SH	IP	H	R	ER	BB	SO
2013	5-0	0-0	9.00	0	0	0	7.0	9	9	7	5	1
2014	8-5	3-2	7.00	0	0	0	27.0	33	24	21	13	17
2015	6-0	0-0	11.67	0	0	0	4.2	7	8	6	4	4
Totals	19-5	3-2	7.91	0	0	0	38.2	49	41	34	22	22

Career Bests

Innings	9.0 vs. Cincinnati (3/5/14)
Strikeouts	9 at Indiana (3/11/14)
Pitches Thrown	113 vs. Cincinnati (3/5/14)

2015 Pitching Game-by-Game

Date	Opponent	GS	IP	H	R	ER	BB	SO	2B	3B	HR	W-L	SV	ERA	NP
2/14	vs. Richmond		1.0	0	0	0	0	0	0	0	0	0-0	0	0.00	10
2/22	at #16 UC Santa Barbara		3.1	4	1	0	0	3	0	0	0	1-0	0	0.00	61
2/27	vs. Neb.-Omaha		2.1	1	0	0	3	1	0	0	0	1-0	0	0.00	37
3/11	at Cincinnati		2.2	2	0	0	1	1	0	0	0	2-0	0	0.00	33
3/13	at #7 South Carolina		0.2	2	3	2	2	1	0	0	0	2-0	0	1.80	27
3/22	#20 MISS. STATE		0.1	1	1	1	0	0	0	0	0	2-0	0	2.61	6
3/24	at Western Kentucky		2.0	1	0	0	0	2	1	0	0	2-0	0	2.19	26
3/27	at #1 LSU		1.0	0	0	0	1	0	0	0	0	2-0	0	2.03	10
3/29	at #1 LSU		1.1	1	1	1	1	1	1	0	0	2-0	0	2.45	18
4/14	WESTERN KENTUCKY		2.1	1	0	0	1	3	0	0	0	2-0	0	2.33	35
4/21	XAVIER		1.2	1	0	0	0	2	0	0	0	2-0	0	2.14	21
4/26	at #5 Florida		0.1	2	2	1	0	1	0	0	0	2-0	0	2.53	16
4/28	at #3 Louisville		4.0	0	1	1	2	3	0	0	0	2-0	0	2.49	49
5/6	#2 LOUISVILLE		3.1	5	2	2	0	3	2	0	0	2-0	0	2.83	52
5/9	GEORGIA		1.0	1	1	1	0	1	1	0	0	2-0	0	3.03	24

2014 Pitching Game-by-Game

Date	Opponent	GS	IP	H	R	ER	BB	SO	2B	3B	HR	W-L	SV	ERA	NP
2/17	at USC Upstate	*	3.0	5	4	4	2	6	0	0	0	0-0	0	12.00	55
2/25	WRIGHT STATE	*	3.0	2	1	1	3	2	0	0	0	0-0	0	7.50	60
3/5	CINCINNATI	*	9.0	3	0	0	2	8	0	0	0	1-0	0	3.00	113
3/11	at #15 Indiana	*	7.1	5	7	6	0	9	3	0	2	1-1	0	4.43	104
3/26	XAVIER		1.0	1	0	0	0	2	0	0	0	1-1	0	4.24	16
3/30	at #5 Vanderbilt		0.2	1	1	0	0	0	0	0	0	1-1	0	4.12	14
4/1	#8 LOUISVILLE	*	5.2	7	2	2	2	3	1	0	1	2-1	0	3.94	78
4/6	#12 FLORIDA		2.1	3	3	3	1	3	0	0	0	3-1	0	4.50	55
4/12	MISSOURI	*	6.1	6	0	0	1	3	1	0	0	4-1	0	3.76	107
4/19	at Texas A&M	*	6.2	5	1	1	2	4	0	1	0	5-1	0	3.40	109
4/26	#12 OLE MISS	*	5.0	6	6	5	2	4	1	0	2	5-2	0	3.96	78
5/2	at Tennessee	*	3.0	5	6	6	4	2	0	1	0	5-3	0	4.75	55
5/11	AUBURN	*	2.0	3	4	4	3	1	0	0	0	5-3	0	5.24	46
5/17	at Georgia		1.0	4	3	2	0	0	0	0	1	5-3	0	5.46	33

2013 Pitching Game-by-Game

Date	Opponent	GS	IP	H	R	ER	BB	SO	2B	3B	HR	W-L	SV	ERA	NP
2/15	vs. UNC Asheville		1.1	1	0	0	0	1	1	0	0	0-0	0	0.00	13
2/21	vs. Kansas State		1.0	0	0	0	0	1	0	0	0	0-0	0	0.00	18
2/27	EASTERN KENTUCKY		2.2	3	0	0	0	2	1	0	0	0-0	0	0.00	51
3/2	AKRON		1.0	1	0	0	0	0	0	0	0	0-0	0	0.00	12
3/8	MICHIGAN STATE		0.1	1	0	0	0	0	0	0	0	1-0	0	0.00	5
3/19	WESTERN KENTUCKY		0.0	0	0	0	1	0	0	0	0	1-0	0	0.00	5
3/27	MARSHALL		1.0	2	0	0	0	0	0	0	0	1-0	0	0.00	14
3/30	GEORGIA		0.0	0	1	1	0	0	0	0	0	1-0	0	1.23	2
4/5	at #2 LSU		1.2	5	6	4	2	0	0	1	0	1-0	0	5.00	39
4/13	TENNESSEE		0.1	1	1	1	1	0	0	0	0	1-0	0	5.79	8
4/16	#9 LOUISVILLE		2.0	3	1	0	0	2	2	0	0	1-0	0	4.76	33
4/26	at #16 Ole Miss		1.0	0	0	0	1	0	0	0	0	1-0	0	4.38	11
5/11	#1 VANDERBILT		4.0	3	1	1	1	1	0	0	1	1-0	0	3.86	56
5/14	#15 INDIANA		0.0	0	0	0	1	0	0	0	0	1-0	0	3.86	4



#50 • Marshall Gei

6-0 • 185 • R-Fr. • S/R • IF/C
Mount Juliet, Tenn.
(Mount Juliet)

- SEC First-Year Academic Honor Roll (2015)

Outlook

Switch-hitting redshirt freshman provides depth behind the plate and all around the infield ... Has had success with the bat in fall scrimmages ... Is working to develop strength ... Has been instrumental in the development of the UK pitching staff as a bullpen workhorse ... Has earned praise for his receiving skills ... Is a good athlete behind the plate.

Summer

Played in 24 games for the Brockton Rox, hitting .373 (31-for-83) with nine runs, four doubles and 10 RBI, drawing six walks and striking out nine times ... Totaled multi-hit games in 13 of his 24 outings, with a pair of three-hit games.

2015

Redshirted season.

High School

First-team All-State selection, also earning all-district, all-region and all-mid state honors ... Played in the Mid-State All-Star Game ... As a freshman was named the team rookie of the year, also winning the Golden Glove as a freshman and sophomore ... Earned all-district tournament as a junior ... Earned academic honor roll each year and was also a member of the Tennessee Scholars and the top-10 percent academic honors ... Hit .473 with 14 doubles and 35 RBI as a senior, striking out just five times in 132 plate appearances ... Led the Golden Bears to 51 wins in his two seasons as a starter ... Played four years for coaches John Morris and James Carter ... Also played three years – including as an eighth grader – in hockey.

Personal

Full name is Marshall Ryan Gei ... Son of Guillermo and Jennifer ... Has two older sisters, Ashley (24) and Ariana (22) ... Sister, Ashley attended Kentucky ... Born in Hermitage, Tenn.



#44 • Dorian Hairston

5-11 • 210 • Sr. • R/R • OF
Lexington, Ky. (Tates Creek)

- SEC Academic Honor Roll (2015)
- SEC Academic Honor Roll (2014)
- SEC Freshman Academic Honor Roll (2013)

Outlook

Veteran slugger emerged as an everyday player, in rightfield and as the DH, in 2015 with four homers in key situations in SEC play ... Had a .318 average in SEC games with nine extra-base hits and a .767 OPS ... Has a line-drive approach at the plate with an ability to punish mistakes ... Has good athletic ability and feel for the game, showcasing his maturity in the way he approaches each day ... Is a model student-athlete that is active in the Affrilachian Poet Society and has had several of his pieces of poetry published ... Was showcased in a television advertisement based upon his ability on the diamond, his dedication in the classroom and his relationship with a notable UK professor Frank Walker, produced by the university, that aired throughout UK's sporting events ... Younger brother, Devin, is the starting shortstop for rival Louisville, emerging as an elite defender as a freshman in 2015.

Read more about
Dorian Hairston
on page 70

Summer

Played in 46 games with 41 starts in the Coastal Plains League, batting .258 (40-for-155) with five doubles, one triple, three homers and 25 RBI ... Stole 13-of-16 bases, with a .361 slugging and a .348 on-base percentage ... Had two outfield assists ... Owned 18 walks and 31 strikeouts, getting plunked by four pitches.

2015

Became a vital run producer halfway through the season, playing in 42 of UK's 55 games with 32 starts ... Hit .281 (36-for-128) with six doubles, four homers – all in SEC play – with 21 RBI and five steals ... Had a .345 on-base percentage and a .422 slugging percentage ... Was plunked by six pitches ... Had one outfield assist ... Made a team-leading 22 starts as the DH and 10 starts in rightfield ... Had 10 multi-hit games and five multi-RBI games ... Hit .318 (27-for-85) in SEC games, with five doubles, four homers and 16 RBI, stealing five bases ... Had a .518 slugging and a .376 on-base percentage in SEC play ... Came off the bench with a 1-for-2 outing in the series opener vs. Ball State ... Made first start of the season in week two at Southern Cal ... Went a season-best 3-for-3 vs. Northern Kentucky on March 8 ... First career homer came at No. 1 LSU (vs. Jake Godfrey) in the series finale rubber match, leading off the second inning for an early 1-0 UK lead in an eventual 11-inning thriller ... Hit second homer at Arkansas (vs. Trey Killian), before belting bombs at home vs. Vanderbilt (vs. Phillip Pfeifer) and Georgia (vs. David Sosbee) ... At Cliff Hagan Stadium, hit .339 with five doubles, two homers and 14 RBI ... Had a .237 average on the road ... In games UK won, hit .353 with three homers and 15 RBI ... Had a team-leading three homers in night games ... Hit .222 (2-for-9) in Feb., .355 (11-for-31) in March, .293

(12-for-41) in April and .234 (11-for-47) in May ... In 12 games vs. top-25 opponents, had six extra-base hits, including two homers ... Belted two homers in SEC series openers ... During the summer, played in 32 games with 23 starts for the Newark Pilots in the Perfect Game League ... Hit .188 (15-for-80) with 19 runs, three doubles and 13 RBI ... Drew eight walks and struck out just 13 times, stealing four bases.

2014

Served as UK's fifth outfielder and primary right-handed hitting outfielder ... Played in 17 games with four starts, hitting .400 (10-for-25) with a double, two triples and seven RBI ... Drew three walks, was hit by two pitches and stole a base, owning a .600 slugging and a .500 on-base percentage ... Was 2-for-8 in SEC action, playing in seven games with one start ... Hit .471 (8-for-17) with six runs, one double, two triples and seven RBI in non-SEC games ... Was 7-for-14 at Cliff Hagan Stadium and 2-for-8 on the road ... Hit .600 (9-for-15) in games that UK won and was 1-for-10 in games that UK lost ... Had three multi-hit games and three multi-RBI games ... Made three starts in leftfield and one start in rightfield ... Hit .500 (9-for-18) with runners on base, .625 (5-for-8) with runners on and two outs and .667 (6-for-9) with runners in scoring position ... Made season debut with a two-RBI triple vs. St. Joe's in Norfolk, Va. ... Went 2-for-2 with three runs and two walks off the bench vs. Ball State ... Earned first start the following game vs. Ball State, going 2-for-4 with a steal and two RBI, getting plunked by two pitches ... Earned second consecutive start, at No. 16 Indiana ... Went 2-for-4 in a start vs. Xavier, collecting a triple ... Started at No. 5 Vanderbilt in his first career SEC start ... Collected pinch hits at Texas A&M and Georgia ... Played for the Lexington Hustlers in the Great Lakes League ... Played in 28 games, hitting .211 (20-for-95) with seven runs, six doubles, two triples and 11 RBI ... Had an 8-28 walk-strikeout ratio, stealing 5-of-5 bases ... Finished with a .294 on-base percentage.

2013

Competitive right-handed hitting outfielder played in six games with one start ... Batted .286 (2-for-7) with an RBI and a walk ... Had a .375 on-base percentage in limited time ... Went 1-for-4 in SEC play ... Made one start, as the DH for UK during its second game of the series at No. 14 South Carolina, hitting No. 9 ... First collegiate appearance came with a pinch-hit RBI single vs. Niagara ... First career SEC appearance came at No. 14 South Carolina, with UK looking for toughness in the lineup it turned to Hairston for a pinch-hit single ... Earned the start in the following game after his single, going 0-for-3 with a pair of strikeouts.

High School

Starred at Bates Creek High School, the same program that produced UK standout righthander Trevor Gott ... Led Bates Creek in hits (32), triples (five), homers (three), RBI (23) and slugging percentage (.540) as a senior ... Named honorable mention all-state by the KHSBCA ... Earned four letters under coach Dom Fucci at Bates Creek ... Attended Governor's Scholar for the Arts program.

Personal

Full name is Dorian Geoffrey Hairston ... Born in Lexington, Ky. ... Son of Donald and Valerie Hairston ... Has a younger brother, Devin (18) ... Father played basketball at Berea.

Career Stats

All Games

Year	GP-GS	Avg.	AB	R	H	2B	3B	HR	RBI	BB	SO	SB-A
2013	6-1	.286	7	1	2	0	0	0	1	1	3	0-0
2014	17-4	.400	25	8	10	1	2	0	7	3	4	1-1
2015	42-32	.281	128	19	36	6	0	4	21	6	33	5-6
Totals	65-37	.300	160	28	48	7	2	4	29	10	40	6-7

SEC Games

Year	GP-GS	Avg.	AB	R	H	2B	3B	HR	RBI	BB	SO	SB-A
2013	2-1	.250	4	0	1	0	0	0	0	0	2	0-0
2014	7-1	.250	8	2	2	0	0	0	0	0	2	0-0
2015	24-21	.318	85	14	27	5	0	4	16	4	24	5-6
Totals	33-23	.309	97	16	30	5	0	4	16	4	28	5-6

Miscellaneous

Year	SAC	SF	HBP	OBP	SLG	2-out H	2-out RBI	PO	A	E	FLD
2013	0	0	0	.375	.286	2	1	1	0	0	1.000
2014	0	0	2	.500	.600	5	5	9	0	0	1.000
2015	2	1	7	.345	.422	9	7	20	1	1	.955
Totals	2	1	9	.372	.444	16	13	30	1	1	.969

Career Highs

Hits	3 vs. Northern Kentucky (3/8/15)
RBI	3 vs. Georgia (5/8/15)
Runs Scored	3 vs. Ball State (3/8/14)
Hitting Streak	6 (4/28/15 - 5/8/15)

2015 Batting Game-by-Game


Date	Opponent	GS	AB	R	H	RBI	2B	3B	HR	BB	SB	CS	HBP	K
2/13	vs. Ball State	PH/DH	2	1	1	0	0	0	0	0	0	0	0	1
2/14	vs. Richmond	OF	1	0	0	0	0	0	0	0	0	0	0	0
2/19	at Southern Cal	*DH	3	0	0	0	0	0	0	0	0	0	0	1
2/27	vs. Neb.-Omaha	PH	2	0	0	0	0	0	0	0	0	0	0	2
2/28	vs. Northeastern	PH	1	0	1	0	0	0	0	0	0	0	0	0
3/8	NORTHERN KENTUCKY	*DH	3	2	3	1	0	0	0	0	0	0	0	0
3/8	NORTHERN KENTUCKY	*DH	1	1	0	1	0	0	0	0	0	1	1	1
3/11	at Cincinnati	PH/OF	1	0	0	0	0	0	0	0	0	0	0	0
3/15	at #7 South Carolina	PR	0	0	0	0	0	0	0	0	0	0	0	0
3/17	OHIO	PH	1	0	0	0	0	0	0	0	0	0	0	0
3/21	#20 MISS. STATE	PH	1	1	1	1	1	0	0	0	0	0	0	0
3/22	#20 MISS. STATE	*OF	4	1	2	2	1	0	0	0	0	0	1	0
3/24	at Western Kentucky	*DH	2	0	0	1	0	0	0	0	0	1	0	0
3/25	MOREHEAD STATE	PH/DH	1	0	0	0	0	0	0	0	0	0	1	0
3/27	at #1 LSU	*OF	5	1	1	0	1	0	0	0	1	0	0	1
3/28	at #1 LSU	PH	2	1	1	0	0	0	0	0	0	0	0	1
3/29	at #1 LSU	OF	7	1	2	2	0	0	1	0	0	0	0	0
3/31	INDIANA	*DH	3	1	1	0	0	0	0	0	0	0	0	0
4/4	#1 TEXAS A&M	*OF	2	0	0	0	0	0	0	0	0	0	0	2
4/10	at Arkansas	*DH	3	1	2	1	0	0	1	1	0	0	0	1
4/11	at Arkansas	*DH	4	2	2	1	0	0	0	0	0	0	1	2
4/12	at Arkansas	*OF	4	0	0	0	0	0	0	0	0	0	0	1
4/14	WESTERN KENTUCKY	*DH	3	0	0	1	0	0	0	1	0	0	0	1
4/16	TENNESSEE	*OF	4	0	2	0	1	0	0	0	0	0	0	2
4/18	TENNESSEE	*OF	3	0	2	1	1	0	0	0	0	0	1	1
4/21	XAVIER	*DH	2	0	0	0	0	0	0	1	0	0	0	1
4/24	at #6 Florida	*DH	4	0	1	2	0	0	0	0	0	0	0	0
4/25	at #6 Florida	*DH	5	1	2	0	0	0	0	0	1	0	0	1
4/26	at #6 Florida	*DH	3	0	0	0	0	0	0	0	0	0	0	1
4/28	at #3 Louisville	*DH	4	0	1	0	0	0	0	0	0	0	0	0
5/1	#5 VANDERBILT	*DH	3	1	1	1	0	0	0	1	0	0	0	1
5/2	#5 VANDERBILT	*OF	5	2	2	2	0	0	1	0	0	0	0	1
5/3	#5 VANDERBILT	*DH	4	0	2	0	0	0	0	0	1	1	0	2
5/6	#2 LOUISVILLE	*OF	5	0	1	0	1	0	0	0	0	0	0	0
5/8	GEORGIA	*DH	4	1	1	3	0	0	1	0	0	0	0	2
5/9	GEORGIA	*OF	2	1	0	0	0	0	0	2	1	0	0	0
5/10	GEORGIA	*DH	4	0	1	0	0	0	0	0	0	0	0	1
5/12	NORTHERN KENTUCKY	*DH	4	0	1	1	0	0	0	0	0	0	0	0
5/14	at Missouri	*DH	4	0	1	0	0	0	0	0	0	0	0	2
5/15	at Missouri	*DH	4	0	0	0	0	0	0	0	0	0	0	1
5/16	at Missouri	*DH	4	0	1	0	0	0	0	0	1	0	1	1
5/19	vs. Auburn	*DH	4	0	0	0	0	0	0	0	0	0	0	2

2014 Batting Game-by-Game

Date	Opponent	GS	AB	R	H	RBI	2B	3B	HR	BB	SB	CS	HBP	K
2/21	vs. St. Joseph's	PH/OF	1	0	1	2	0	1	0	0	0	0	0	0
2/23	vs. St. John's	OF	1	0	0	0	0	0	0	0	0	0	0	1
3/1	EASTERN MICHIGAN	OF	1	0	1	0	0	0	0	0	0	0	0	0
3/8	BALL STATE	PH/OF	2	3	2	2	1	0	0	2	0	0	0	0
3/9	BALL STATE	*LF	4	2	2	2	0	0	0	0	1	0	2	0
3/11	at #16 Indiana	*LF	3	0	0	0	0	0	0	0	0	0	0	1
3/18	WESTERN KENTUCKY	OF	0	0	0	0	0	0	0	0	0	0	0	0
3/26	XAVIER	*LF	4	1	2	1	0	1	0	0	0	0	0	0
3/29	at #5 Vanderbilt	*LF	3	0	0	0	0	0	0	0	0	0	0	1
4/4	#12 FLORIDA	OF	0	0	0	0	0	0	0	0	0	0	0	0
4/12	MISSOURI	PH	1	0	0	0	0	0	0	0	0	0	0	0
4/20	at Texas A&M	PH/LF	1	0	1	0	0	0	0	0	0	0	0	0
4/25	#12 OLE MISS	OF	1	0	0	0	0	0	0	0	0	0	0	1
4/26	#12 OLE MISS	PH	1	1	0	0	0	0	0	0	0	0	0	0
5/15	at Georgia	PH	1	1	1	0	0	0	0	0	0	0	0	0
5/22	vs. #21 Miss. State	PH	0	0	0	0	0	0	0	1	0	0	0	0
6/1	vs. #9 Louisville	PH	1	0	0	0	0	0	0	0	0	0	0	0

2013 Batting Game-by-Game

Date	Opponent	GS	AB	R	H	RBI	2B	3B	HR	BB	SB	CS	HBP	K
2/17	vs. Niagara	PH/OF	1	1	1	1	0	0	0	0	0	0	0	0
3/1	AKRON	PH/OF	1	0	0	0	0	0	0	0	0	0	0	0
3/3	AKRON	PH	1	0	0	0	0	0	0	0	0	0	0	1
4/16	#9 LOUISVILLE	PH/OF	0	0	0	0	0	0	0	1	0	0	0	0
4/20	at #14 South Carolina	PH	1	0	1	0	0	0	0	0	0	0	0	0
4/20	at #14 South Carolina	*DH	3	0	0	0	0	0	0	0	0	0	0	2



#17 • Jake Hamilton

5-10 • 185 • R-Fr. • R/L • LHP
Raccoon, Ky. (Pikeville)

- SEC First-Year Academic Honor Roll (2015)

Outlook

Provides left-handed depth in the bullpen ... Returned to the mound in the fall from a high school injury that required Tommy John surgery during his redshirt season ... Is working on adding strength to his compact frame.

2015

Redshirted the season after having Tommy John surgery after a high school injury.

High School

Second-team all-state selection while playing for coach Steve Priode at Pikeville High School ... Totaled a 1.01 ERA and 130 strikeouts in 2013 ... Set the Pikeville school record for single-season ERA in 2010 (0.96), also owning the career strikeout mark (490) ... Had a 1.40 ERA and 115 strikeouts in 2012 and a 1.13 ERA and 110 strikeouts in 2011 ... Earned regional MVP honors as an eighth grader in 2010, when he had a 0.96 ERA and 96 strikeouts ... Named the regional player of the year as a junior ... Led club to the state final four as an eighth grader and regional championship as an eighth grader and sophomore ... Played golf for two seasons, soccer as a senior and basketball for four years ... Led team to the All "A" Region Championship as a junior in 2012 in basketball.

Personal

Full name is Larry Jacob Hamilton ... Son of Samuel and Cindy Hamilton ... Has two younger brothers, Peyton (16) and Eli (four months) ... Born in Pikeville, Ky. ... Father played baseball at Pikeville College.



#7 • Connor Heady

6-0 • 170 • Jr. • R/R • IF
Prospect, Ky. (North Oldham)

- SEC Academic Honor Roll (2015)
- SEC Freshman Academic Honor Roll (2014)
- 2014 preseason 38th-best freshman in NCAA (*Baseball America*)
- 2014 preseason 12th-best freshman in SEC (*Baseball America*)
- 2012 USA Baseball National Team 18U

Outlook

UK's everyday shortstop as a sophomore and has made 58 starts at the position over the last two years ... Has the ability to play second base, with 11 starts at the keystone as a freshman ... A former member of the USA Baseball U-18 National Team ... Known as a defensive-first shortstop with a top of the order skill set ... Has been developing his offensive game and searching for consistent production defensively ... Has dazzled with web gems over two seasons, showing an ability to be an above-average defender ... Has a strong arm and quick hands ... An accomplished high school prospect, has been working to add strength ... Has a live-drive approach at the plate and is a great athlete who can fly down the line ... Hit a key homer at No. 5 Florida in 2015 to spur a series win ... Despite hitting .189 over his first two seasons, has a career .335 on-base percentage, courtesy of a strong eye (33-46 walk-strikeout ratio) and an ability to fight his way on base (13 HBPs) ... Brother Quint is a key member of Northern Kentucky's lineup and faced Connor and the Wildcats four times in 2015.

Read more about
Connor Heady
on page 71

Summer

Played in 34 games for the Woodchucks in the Northwoods League ... Hit .220 with six doubles, one triple and five RBI, owning nine walks and 32 strikeouts ... Stole three bases.

2015

Served as UK's everyday shortstop for a second consecutive season, starting 50 of UK's 55 games at shortstop ... Hit .211 (32-for-152) with 27 runs, two doubles, two homers and 11 RBI, stealing 2-of-5 bases ... Had 21 walks, was hit by 13 pitches and struck out 25 times ... Had a .355 on-base percentage and slugged .263 ... Collected four multi-hit games and two multi-RBI games ... Hit a homer at Florida and vs. Nebraska-Omaha in Port Charlotte, Fla. ... Batted .174 (15-for-86) in SEC games with a double, homer and five RBI, owning a .529 OPS ... Hit .221 in 24 home games and .164 on the road ... In games UK won, batted .325 and fielded .936 with his two homers and 10 RBI ... In games UK lost, had a .083 average with a .879 fielding percentage ... Batted .263 (5-for-19) in Feb., .217 (13-for-60) in March, .265 (9-for-34) in April and .128 (5-for-39) in May ... Had a .177 (11-for-62) average in 19 starts vs. top-25 foes ... Started UK's first three games of the year at shortstop, collecting two hits vs. Richmond ... Hit first homer of the year vs. Nebraska-Omaha ... Had a nine-game hitting streak to end February and star march, also adding eight walks in the stretch

... Ripped a double and had a walk in a series finale at No. 1 LSU, helping UK to a series win at the Tigers ... Was hit by three pitches in a win at Arkansas ... Had a career 3-for-3 outing vs. Vanderbilt ... Ended the season taking a hit to his average, with two hits over his final 33 at-bats ... Played in four games for the Amsterdam Mohawks in the Perfect Game Collegiate League ... Hit .214 (3-for-14) with two RBI, two walks and one steal.

2014

Played in 30 games with 19 starts in his freshman season, serving as UK's primary middle-infield backup ... Hit .133 (8-for-60) with 15 runs, three doubles and 10 RBI ... Had a .286 on-base percentage with a 12-21 walk-strikeout ratio ... Played in nine SEC games, with two starts, batting 1-for-11 ... Made 11 starts at second base and eight at shortstop ... Hit No. 8 in the order twice and No. 9 17 times ... Was UK's opening-day starter at second base vs. No. 1 Virginia, going 1-for-2 with a double, walk and steal ... Started the following game at second base at UNC Wilmington, going 1-for-4 with an RBI ... Made 10 consecutive starts at second base to open his career ... With UK's three-year starting shortstop Matt Reid nursing an injury, made his next six starts at shortstop, becoming the first UK player to start at shortstop, not named Matt Reid, since 2011 ... Had an illness on Saturday at Alabama during a doubleheader, before coming off the bus to play shortstop in the second game of the twinbill, in relief of Reid, who was also struck with the illness ... Was used as a late-inning defensive replacement, pinch runner and pinch hitter for the remainder of the season.

High School

Member of the USA Baseball 18-and-under National Team after a rigorous tryout round that whittled the team down to a 20-man roster ... Coached on the 18U national team by Scott Brosius ... Played in the IBAF/AAA World Championship in Seoul, Korea, and traveled to play Chinese Taipei in Taichung, Taiwan ... The No. 3 overall prospect in the state, the No. 1 shortstop in the state ... Also ranked as the 88th-best recruit in the nation and the No. 13 shortstop by Perfect Game USA ... Before the 2013 MLB Draft, was ranked as the ninth-best prospect (including college and high school) available in the state, ahead of UK greats Jerad Grundy and J.T. Riddle ... Named 2013 Rawlings second-team All-American and first-team all-region ... Named honorable mention in 2011 and 2012 ... Tabbed first-team underclassmen All-America by Perfect Game ... Earned five varsity letters while attending North Oldham High School for coach Erik Phelps ... The 8th Region Player of the Year as a senior ... Helped lead team to back to back 8th region championships sophomore and junior years ... Broke single-season home run record at North Oldham with nine round trippers junior year ... Won a district championship as a senior ... Two-time all-state selection ... Selected all-region for three seasons ... Member of the all-district team all five seasons playing for North Oldham ... Batted .450 as a senior ... Played basketball his freshman year.

Personal

Full name is Connor Joseph Heady ... Born in Louisville, Ky. ... Son of Lee Heady and Tricia Walker ... Has an older brother, Quint (21), and a younger sister, Makena (12).

Career Stats

All Games

Year	GP-GS	Avg.	AB	R	H	2B	3B	HR	RBI	BB	SO	SB-A
2014	30-19	.133	60	15	8	3	0	0	10	12	21	1-2
2015	51-50	.211	152	27	32	2	0	2	11	21	25	2-5
Totals	81-69	.189	212	42	40	5	0	2	21	33	46	3-7

SEC Games

Year	GP-GS	Avg.	AB	R	H	2B	3B	HR	RBI	BB	SO	SB-A
2014	9-2	.091	11	1	1	0	0	0	0	0	4	0-0
2015	28-26	.174	86	12	15	1	0	1	5	9	17	0-3
Totals	37-30	.165	97	13	16	1	0	1	5	9	21	0-3

Miscellaneous

Year	SAC	SF	HBP	OBP	SLG	2-out H	2-out RBI	PO	A	E	FLD
2014	5	3	2	.286	.183	5	6	32	62	6	.940
2015	1	0	13	.355	.263	9	4	58	138	20	.907
Totals	6	3	15	.335	.241	14	10	90	200	26	.918

Career Highs


Hits	1, twice, last at South Carolina (4/20/13)
RBI	1 vs. Niagara (2/17/13)
Runs Scored	1 vs. Niagara (2/17/13)
Hitting Streak	1 (2/17/13 & 4/20/13)

2015 Batting Game-by-Game

Date	Opponent	GS	AB	R	H	2B	3B	HR	BB	SB	CS	HBP	K
2/13	vs. Ball State	*SS	3	1	0	0	0	0	1	0	0	0	0
2/14	vs. Richmond	*SS	3	0	2	0	0	0	0	0	0	0	0
2/19	at Southern Cal	*SS	3	0	0	0	0	0	0	0	0	0	2
2/21	at #16 UC Santa Barbara	*SS	4	0	0	0	0	0	0	0	0	0	2
2/27	vs. Neb.-Omaha	PR	0	0	0	0	0	0	0	0	0	0	0
2/28	vs. Neb.-Omaha	*SS	4	1	2	1	0	0	1	0	0	0	0
2/28	vs. Northeastern	*SS	2	0	1	0	0	0	0	0	0	0	1
3/1	vs. Mount St. Mary's	*SS	2	1	1	1	0	0	1	0	0	1	0
3/3	MURRAY STATE	*SS	2	2	1	1	0	0	1	0	0	0	0
3/3	MURRAY STATE	*SS	3	1	1	0	0	0	1	0	0	0	0
3/7	NORTHERN KENTUCKY	*SS	2	2	1	0	0	0	1	1	0	1	0
3/8	NORTHERN KENTUCKY	*SS	3	2	1	0	0	0	1	0	0	0	0
3/8	NORTHERN KENTUCKY	*SS	3	1	1	0	0	0	2	0	0	0	0
3/11	at Cincinnati	*SS	3	1	1	0	0	0	1	0	0	1	0
3/13	at #7 South Carolina	*SS	3	0	0	0	0	0	0	0	0	0	1
3/14	at #7 South Carolina	*SS	3	0	0	0	0	0	0	0	0	0	0
3/15	at #7 South Carolina	*SS	3	0	0	0	0	0	0	0	0	0	2
3/17	OHIO	*SS	4	1	1	0	0	0	0	0	0	0	0
3/20	#20 MISS. STATE	*SS	2	1	1	0	0	0	0	0	1	2	0
3/21	#20 MISS. STATE	*SS	3	0	1	1	0	0	1	0	0	0	0
3/22	#20 MISS. STATE	*SS	3	1	0	0	0	0	0	0	0	0	0
3/24	at Western Kentucky	*SS	3	0	0	0	0	0	0	0	0	0	0
3/27	at #1 LSU	*SS	5	0	1	1	0	0	0	0	0	0	0
3/28	at #1 LSU	*SS	4	0	0	0	0	0	0	0	0	0	2
3/29	at #1 LSU	*SS	3	1	1	1	1	0	1	0	0	0	1
3/31	INDIANA	*SS	3	0	0	1	0	0	0	0	0	0	1
4/4	#1 TEXAS A&M	*SS	1	0	0	0	0	0	1	0	0	0	1
4/10	at Arkansas	*SS	4	0	2	0	0	0	0	0	0	0	0
4/11	at Arkansas	*SS	1	2	1	0	0	0	2	0	0	3	0
4/12	at Arkansas	*SS	3	1	1	0	0	0	0	0	0	0	0
4/16	TENNESSEE	*SS	2	1	0	0	0	0	1	0	0	0	2
4/17	TENNESSEE	*SS	3	0	0	0	0	0	0	0	0	0	1
4/18	TENNESSEE	*SS	3	0	0	0	0	0	1	0	1	0	0
4/21	XAVIER	*SS	2	0	1	0	0	0	1	0	0	1	1
4/24	at #5 Florida	*SS	4	0	1	0	0	0	0	0	0	0	1
4/25	at #5 Florida	*SS	3	2	1	2	0	0	1	0	0	0	0
4/26	at #5 Florida	*SS	4	0	1	0	0	0	0	0	0	0	1
4/28	at #3 Louisville	*SS	4	1	1	0	0	0	0	0	0	0	0
5/1	#6 VANDERBILT	*SS	3	0	0	0	0	0	0	0	0	0	1
5/2	#6 VANDERBILT	*SS	3	2	3	0	0	0	0	0	1	1	0
5/3	#6 VANDERBILT	*SS	3	0	0	0	0	0	1	0	0	0	0
5/6	#2 LOUISVILLE	*SS	3	0	0	0	0	0	1	0	0	0	0
5/8	GEORGIA	*SS	3	1	1	0	0	0	1	0	0	0	2
5/9	GEORGIA	*SS	3	0	0	0	0	0	0	0	0	1	0
5/10	GEORGIA	*SS	3	0	0	0	0	0	0	0	0	0	0
5/12	NORTHERN KENTUCKY	*SS	4	0	1	0	0	0	1	0	0	0	0
5/14	at Missouri	*SS	2	0	0	0	0	0	1	0	0	0	0
5/15	at Missouri	*SS	4	0	0	0	0	0	0	0	0	0	0
5/16	at Missouri	*SS	3	0	0	0	0	0	0	0	0	0	1

2014 Batting Game-by-Game

Date	Opponent	GS	AB	R	H	RBI	2B	3B	HR	BB	SB	CS	HBP	K
2/14	vs. #1 Virginia	*2B	2	0	1	1	1	0	0	1	1	0	0	1
2/15	at UNC Wilmington	*2B	4	1	1	1	0	0	0	0	0	0	0	1
2/17	at USC Upstate	*2B	2	1	0	0	0	0	0	1	0	0	0	1
2/21	vs. St. Joe's	*2B	1	2	1	1	0	0	0	2	0	0	0	0
2/22	at Old Dominion	*2B	3	1	1	1	1	0	0	0	0	0	0	1
2/23	vs. St. John's	*2B	3	2	0	0	0	0	0	2	0	0	0	2
2/25	WRIGHT STATE	*2B	2	1	0	0	0	0	0	1	0	0	1	1
2/28	EASTERN MICHIGAN	*2B	3	1	1	2	1	0	0	0	0	0	0	0
3/1	EASTERN MICHIGAN	*2B	3	0	0	1	0	0	0	0	0	0	0	1
3/1	EASTERN MICHIGAN	*2B	1	1	0	0	0	0	0	2	0	0	0	1
3/5	CINCINNATI	*SS	2	1	0	0	0	0	0	2	0	1	0	0
3/5	CINCINNATI	*SS	2	0	0	1	0	0	0	0	0	0	0	0
3/7	BALL STATE	*SS	5	0	0	0	0	0	0	0	0	0	0	2
3/8	BALL STATE	*SS	6	1	1	1	0	0	0	0	0	0	0	2
3/9	BALL STATE	*SS	4	2	1	1	0	0	0	1	0	0	0	1
3/11	at #16 Indiana	*SS	3	0	0	0	0	0	0	0	0	0	0	0
3/14	at Alabama	*2B	3	0	0	0	0	0	0	0	0	0	0	1
3/15	at Alabama	*SS/2B	4	0	0	0	0	0	0	0	0	0	1	2
3/23	#1 SOUTH CAROLINA	2B	0	0	0	0	0	0	0	0	0	0	0	0
4/4	#12 FLORIDA	PH/SS	1	0	0	0	0	0	0	0	0	0	0	0
4/5	#12 FLORIDA	PR/SS	0	1	0	0	0	0	0	0	0	0	0	0
4/12	MISSOURI	SS	0	0	0	0	0	0	0	0	0	0	0	0
4/15	at #9 Louisville	*SS	2	0	0	0	0	0	0	0	0	0	0	2
4/18	at Texas A&M	SS	1	0	0	0	0	0	0	0	0	0	0	0
4/20	at Texas A&M	PH	1	0	0	0	0	0	0	0	0	0	0	1
4/26	#12 OLE MISS	SS	1	0	1	0	0	0	0	0	0	0	0	0
5/22	vs. #17 Mississippi State	2B	1	0	0	0	0	0	0	0	0	0	0	1
5/24	vs. #7 Florida	SS	0	0	0	0	0	0	0	0	0	0	0	0
5/31	vs. Kent State	SS	0	0	0	0	0	0	0	0	0	0	0	0
6/1	vs. #8 Louisville	SS	0	0	0	0	0	0	0	0	0	0	0	0



#37 • Austin Keen

6-0 • 175 • Fr. • R/R • RHP

Smithton, Ill. (Althoff Catholic)

Outlook

Talented right-hander has a great arm with good fastball movement ... Has a very deceptive slider ... Has earned praise from the coaching staff for his competitive ability ... Is working to add strength to a lean and athletic frame.

High School

The Belleville News-Democrat Small-School (Class 1A-2A) Baseball Player of the Year by area coaches ... First-team all-state as a senior and a two-time all-conference honoree (first team) ... Set school records for strikeouts (111) and wins (eight) in a season ... Went 8-1 with a 1.62 ERA in 58.2 innings, earning a save and striking out 111 with 28 walks ... Hit .379 with 33 hits, 30 runs, seven doubles and 16 RBI as a senior, stealing 23 bases ... Coached by Brett Isaacs, where he also played football and basketball as a freshman and sophomore ... Led team to the state championship as a junior, a runner-up finish as a sophomore and regional championship as a senior ... A great academic, a member of the National Honor Society, graduated with a 4.68 GPA and a Youth Salute Finalist and winner.

Personal

Full name is Austin Patrick Keen ... Son of Brian Keen and Gina Constello ... Born on Jan. 13, 1997 in St. Louis ... Has two brothers, Rorey (17) and Jay (24), and a sister, Ireland (15) ... Father played baseball at Western Michigan.



#27 • Justin Lewis

6-6 • 190 • R-Fr. • R/R • RHP

Suwanee, Ga.

(Greater Atlanta Christian)

• 2015 Perfect Game League All-Star (SP)

• 19th round draft pick in 2014 (Padres)

Outlook

Highly projectable right-handed talent is beginning to tap into his potential ... A great athlete, was a high school basketball star in Georgia, leading his team to a 32-0 record and a No. 11 ranking by *USA Today* as a senior ... Has been working to add strength to his frame ... Starred in the Perfect Game League during the summer, earning all-star honors with a 1.36 ERA and 5-1 record in 55.2 innings ... Scheduled to pitch in the Cape Cod League this summer ... Is cousins with former UK basketball great Chuck Hayes and Seattle Seahawks cornerback Richard Sherman.

Summer

Earned all-star honors in the PGCB, appearing in nine games with eight starts ... Had a 5-1 record and a 1.36 ERA in 55.2 innings ... Allowed only 12 walks and 38 hits, striking out 32 ... Worked seven quality starts on the summer ... Allowed one earned run or less in six of his starts.



#34 • Sean Hjelle

6-11 • 200 • Fr. • R/R • RHP

White Bear Lake, Minn. (Mahtomedi)

Outlook

A rare talent in a 6-foot-11, 200-pound frame ... A strike-throwing machine who has a good feel to pitch for someone his height ... Has a very aggressive mindset who attacks hitters ... Is developing his secondary offerings and could have an immediate impact on the UK bullpen ... Was a high school basketball star in high school, also playing first base.

High School

Baseball and basketball star at Mahtomedi High School ... Coached in baseball by John Hardgrave ... Earned three letters in baseball and four in basketball ... Led team to a pair of Section 4 Championships ... First-team All-State in 2015 and was a finalist for Mr. Baseball ... A great student, was on the scholar honor roll in each year ... Hardgrave says, "It's a whole different angle that's he's throwing from and he's a pretty consistent arm slot. The amazing thing about Sean is his athleticism. I mean, his feet are so quick and he fields his position extremely well, and he's got all the tools." ... As a junior, went 8-2 with a 1.23 ERA, leading the club to a second consecutive state tournament berth.

Personal

Full name is Sean Anthony Hjelle ... Son of Mark and Sue Hjelle ... Born in Fridley, Minn. ... Has two sisters, Mara (26) and Erica (24) ... Mara played basketball at Wayne State.

2015

Redshirted season.

High School

All-region and all-county selection as a senior in 2014 while playing for Cliff Shelton at Greater Atlanta Christian Academy ... Had a 7-3 record as a senior in 65 innings ... Finished third in school history in ERA in his career ... Hit .345 as a senior, belting three homers, with two going as walk-off blasts ... One walk-off homer came on senior night and a second in the first round of the state playoffs ... Hit .310 as a junior with two homers ... Paced team to a state runner-up finish as a senior ... Led team to back-to-back state championships in basketball ... Finished his final basketball season leading the club to a 32-0 record and a No. 11 final ranking by USA Today ... Member of the academic honor roll.

Personal

Full name is Justin Mark Lewis ... Son of Joe and Robin ... Born in Suwanee, Ga. ... Has two high profile cousins, including former Kentucky basketball great and NBA veteran Chuck Hayes ... Also cousins with Seattle Seahawks cornerback Richard Sherman ... Active in the community, participating in the Fellowship of Christian Athletes, the Special Olympics and the Hosea Feed the Hungry program.



#4 • Zeke Lewis

5-9 • 160 • Fr. • S/R • IF
Atlanta, Ga. (Mays)

Outlook

Switch-hitting middle infielder ... Is very athletic and has proven to have consistency in his game ...

Has above-average speed and good instincts with a contact, top-of-the-order approach at the plate ... Has been praised for his positive impact in the clubhouse.

High School

Coached by Michael Jennings at Mays High School ... A four-year starter at shortstop ... Named to the Perfect Game 18U WWBA All-Tournament Team in 2015 and 2014 ... Two-time gold glove winner for Mays ... Won the Marquis Grissom Leadership Award in 2015 ... Hit .427 as a senior with 31 runs, 32 hits, 19 RBI, 21 steals and one homer ... Was rated by Perfect Game as the 108th best prospect in Georgia.

Personal

Full name is Isaiah Phillip Lewis ... Son of Phillip and Joyce Lewis ... Born in Atlanta, Ga. ... Has a sister, Iris.



#39 • Zach Logue

6-0 • 190 • So. • L/L • LHP
Mason, Ohio (Moeller)

- 2015 Perfect Game League Pitcher of the Year
- 2015 Perfect Game League All-Star (SP)
- 2015 SEC Freshman of the Week (4/19/15)
- SEC First-Year Academic Honor Roll (2015)

Outlook

Strike-throwing lefty is coming off a dominating summer in the Perfect Game League, earning pitcher of the year honors ... Aggressive pitcher in attacking the zone and getting weak contact, has drawn comparisons to former UK crafty lefties Andrew Albers, Chris Rusin, Corey Littrell and Taylor Rogers ... Is a good athlete with an ability to control the running game ... Was high school teammates with his childhood best friends, sophomore UK infielder Riley Mahan ... Served as a durable midweek starter, late-inning and middle innings weekend reliever as a freshman, shining at times in his collegiate debut.

Read more about
Zach Logue
on page 72

Summer

The Pitcher of the Year in the PGCB, went 8-0 with a 2.21 ERA in 10 starts ... Tossed 57 innings, allowing only 14 walks and 45 hits, striking out 55 ... Last seven starts were all quality outings and he allowed only four earned runs over his final 24 innings ... In a win on July 8, Logue totaled 10 strikeouts and didn't issue a walk, allowing just one run ... Earned the win in the PGCB Playoff opener with six innings, allowing one run on four hits ... First three starts lasted five innings before working six innings in his final seven starts.

2015

Was a weapon for the UK pitching staff as a freshman, appearing in 19 games with three midweek starts ... Owned a 2-2 record and a 5.18 ERA over 33 innings, allowing 38 hits and seven walks, striking out 24 ... Had one save ... Did not uncork a wild pitch ... Inherited 16 runners, allowing seven to score ... Appeared in eight SEC games with a 1-0 record and a 7.24 ERA in 13.2 innings, allowing 15 hits and four walks, striking out six ... Had a 3.72 ERA in 19.1 non-SEC innings ... Had a 3.12 ERA in nine games that UK won ... Had a 3.38 ERA in 10.2 innings in April ... Made his NCAA debut in the season opener vs. Ball State, allowing two hits and a run over 1.2 innings, striking out three ... Next two outings were scoreless, a shutout inning at No. 16 UC Santa Barbara and got two outs vs. Mount St. Mary's ... Made first career start in UK's home opener, firing a career-long 6.2 innings, allowing one run on four hits and a walk, striking out seven ... Over 11.1 innings, over four outings in March and early April, allowed 12 runs to spike his ERA ... Worked 4.2 innings in relief at Arkansas, allowing two runs ... Fired 3.2 shutout innings combined vs. Tennessee, including his first career save with the final three outs in the middle game of the series ... Was named SEC Freshman of the Week after his performance vs. UT ... Made midweek start at No. 2 Louisville, allowing two hits in two shutout innings.

High School

Went 8-1 with a 1.20 ERA as a senior in 2014, striking out 66 in 52 innings ... Also hit .385 as a senior, with eight doubles and one homer ... First-team all-state selection and a second-team All-America selection as a senior ... Named the D1 Cincinnati Player of the Year in 2014 ... Earned first-team All-GCL and first-team All-City honors as a senior ... As a junior earned first-team All-City and All-GCL honors ... Hit .455 as a junior ... Had an 8-1 record and a 1.12 ERA as a junior, striking out 56 in 56 innings ... Led team to a state D1 runner-up finish in 2014 and the state D1 championship in 2013 ... Played for coach Tim Held at Moeller High School ... A great student, earned academic all-state honors and owned a 4.0 GPA.

Personal

Full name is Zach Michael Logue ... Son of Russ and Jennifer Logue ... Has a younger brother, Seth (13) ... Born in Cincinnati, Ohio ... Uncle, Dan Barnes, attended Kentucky.

Career Stats

All Games

Year	G-GS	W-L	ERA	SV	CG	SH	IP	H	R	ER	BB	SO
2015	19-3	2-2	5.18	1	0	0	33.0	38	22	19	7	24

SEC Games

Year	G-GS	W-L	ERA	SV	CG	SH	IP	H	R	ER	BB	SO
2015	8-0	1-0	7.24	1	0	0	13.2	15	11	11	4	6

Career Bests

Innings	6.2 vs. Murray State (3/3/15)
Strikeouts	7 vs. Murray State (3/3/15)
Pitches Thrown	107 vs. Murray State (3/3/15)

2015 Pitching Game-by-Game

Date	Opponent	GS	IP	H	R	ER	BB	SO	2B	3B	HR	W-L	SV	ERA	NP
2/13	vs. Ball State	1.2	2	1	1	1	3	1	0	0	0-0	0	5.40	41	
2/22	at #16 UC Santa Barbara	1.0	0	0	0	0	1	0	0	0	0-0	0	3.38	13	
3/1	vs. Mount St. Mary's	0.2	0	0	0	0	0	0	0	0	0-0	0	2.70	8	
3/3	MURRAY STATE	6.2	4	1	1	1	7	0	1	1	1-0	0	1.80	107	
3/8	NORTHERN KENTUCKY	0.0	1	0	0	0	0	1	0	0	1-0	0	1.59	20	
3/11	at Cincinnati	1.1	0	0	0	0	2	0	0	0	1-0	0	1.38	22	
3/15	at #7 South Carolina	1.2	0	0	0	0	2	0	0	0	1-0	0	1.38	22	
3/17	OHIO	2.0	5	3	1	0	2	2	2	0	1-0	0	1.80	46	
3/21	#20 MISS. STATE	2.1	4	4	4	1	1	1	1	0	2	1-0	0	3.63	33
3/24	at Western Kentucky	2.1	7	5	5	1	1	0	0	1	1-1	0	5.49	47	
4/12	at Arkansas	4.2	4	2	2	0	1	0	0	1	1-1	0	5.18	48	
4/17	TENNESSEE	1.0	0	0	0	0	0	0	0	0	1-1	1	4.97	7	
4/18	TENNESSEE	2.2	2	0	0	1	2	1	0	0	2-1	1	4.50	41	
4/26	at #7 Florida	1.1	3	2	2	1	0	1	1	0	2-1	1	4.91	28	
4/28	at #3 Louisville	1.0	1	1	0	0	0	0	0	0	2-2	1	4.75	14	
5/3	#6 VANDERBILT	0.0	1	1	1	0	0	0	0	0	2-2	1	5.04	2	
5/6	#2 LOUISVILLE	2.0	2	0	0	0	1	1	0	0	2-2	1	4.73	38	
5/10	GEORGIA	0.0	1	2	2	1	0	0	0	0	2-2	1	5.29	9	
5/19	vs. Auburn	0.2	1	0	0	0	1	0	0	0	2-2	1	5.18	19	



#2 • Riley Mahan

6-2 • 190 • So. • L/R • IF
Cincinnati, Ohio (Moeller)

- 2015 Perfect Game League All-Star (SS)
- 2015 SEC Freshman of the Week (3/9/15)
- 40th round draft pick in 2014 (Giants)

Outlook

Highly talented infielder enters the season in the mix to start at shortstop ... Made five starts at SS, eight at third base and nine as the DH during collegiate debut ... Has a strong arm and an ability to be an above-average defender ... Owns a projectable frame and has been working hard to add strength ... Big hit of 2015 was an inside-the-park homer in the series finale rubber match at No. 1 LSU with two outs in the ninth inning, tying the game at 10-10 and allowing UK to win it in 11 innings ... Had a strong summer as the starting SS in the Perfect Game League All-Star Game and carried his play into the fall ... Was a teammate with Zach Logue in high school and again in the PGCBL ... An admirer of Troy Tulowitzki, switched jersey numbers from No. 3 to No. 2 for 2016.

Read more about
Riley Mahan
on page 73

Summer

The starting shortstop in the PGCBL All-Star Game ... Hit .303 (47-for-155) with 38 runs, 11 doubles, one triple, three homers and 21 RBI ... Stole 14 bases and had a 29-27 walk-strikeout ratio ... Belted a pair of homers in a 2-for-3 game on July 15, with a summer-high three RBI ... Drew four walks on June 19 ... Went 4-for-6 in the playoff opener with a double and RBI ... Ran up a 12-game hitting streak early in the summer ... Had 10 multi-hit games.

2015

Played in 39 games with 22 starts in his collegiate debut, making nine starts at DH, eight at third base and five at shortstop ... Hit .232 (22-for-95) with five doubles, one triple, one homer and eight RBI ... Stole one base in two attempts and had a 7-27 walk-strikeout ratio ... Was hit by two pitches and sported a .295 on-base percentage ... Was named SEC Freshman of the Week on March 8 after leading UK to five wins to open the home schedule ... He hit .368 during the week with six runs, two doubles and three RBI ... Played in 17 of UK's 30 SEC games with seven starts, batting .226 (7-for-31) with two doubles, one homer and two RBI, with a .693 OPS ... Hit .333 (9-for-27) in road games with three doubles and a .995 OPS in 14 games ... Hit .305 in games UK won and .296 in day games ... Batted .176 (3-for-17) in Feb., .315 (17-for-54) in March, .000 (0-for-12) in April, and .167 in May (2-for-12) ... Had a .219 (7-for-32) average in 16 games vs. top-25 opponents ... Had one bunt single and four sacrifice bunts ... Made first career start, as the shortstop, at No. 16 UC Santa Barbara to open the series, starting each game at SS ... Collected a three-hit game vs. Murray State ... Had his first career triple vs. Mount St. Mary's ... In return to face Cincinnati, the Northern Kentucky native went 2-for-4 with a walk ... Was 2-for-3 as the DH vs. No. 20 Missis-

Mississippi State in the middle game ... Had a pinch-hit, inside-the-park homer at No. 1 LSU in the series finale rubber match, with two outs in the ninth inning to force extras and lead to a UK win ... Owned a .295 average after his two-hit game vs. Mississippi State but average took a hit after ending the year on a 4-for-34 stretch ... Despite the slump, was called on to start the regular-season finale at Missouri, a must-win for both teams, going 2-for-4 at third base with a RBI double.

High School

Hit .367 as a senior with two doubles and a triple in nine games ... Batted .406 in 106 at-bats as a junior with eight doubles, five triples and a homer, driving in 30 ... Batted .311 as a sophomore with nine doubles and a triple ... Stole eight bases as a senior, 27 as a junior and 11 as a sophomore, only getting caught seven times ... Played in three consecutive final fours with the Crusaders, winning three Division I Championships, as a sophomore and junior ... Moeller's back-to-back state titles marked the first team to win consecutive titles in 17 years ... Team finished with a record 32-2 mark as a senior ... Played football as a freshman and sophomore ... Played for coach Tim Held at Moeller High School ... A first-team All-State, All-GCL and preseason All-America in 2014 ... Earned first-team All-State honors as a junior, in addition to honorable mention All-America honors ... Named honorable mention GCL as a sophomore.

Personal

Full name is Riley Scott Mahan ... Son of Scott and Rhonda ... Has a younger sister, Carlee (16) ... Born in West Chester, Ohio ... Father played football at Kent State.

Career Stats

All Games

Year	GP-GS	Avg.	AB	R	H	2B	3B	HR	RBI	BB	SO	SB-A
2015	39-22	.232	95	15	22	5	1	1	8	7	27	1-2

SEC Games

Year	GP-GS	Avg.	AB	R	H	2B	3B	HR	RBI	BB	SO	SB-A
2015	17-7	.226	31	5	7	2	0	1	2	3	12	0-0

Miscellaneous

Year	SAC	SF	HBP	OBP	SLG	2-out H	2-out RBI	PO	A	E	FLD
2015	4	1	2	.295	.337	7	2	19	22	6	.872

Career Highs

Hits	3 vs. Murray State (3/3/15)
RBI	2, twice, last vs. Northern Kentucky (3/8/15)
Runs Scored	2, 4x, last vs. Mississippi State (3/21/15)
Hitting Streak	8 (2/28/15 - 3/11/15)

2015 Batting Game-by-Game

Date	Opponent	GS	AB	R	H	RBI	2B	3B	HR	BB	SB	CS	HBP	K
2/13	vs. Ball State	PH/SS	1	0	0	0	0	0	0	0	0	0	0	0
2/14	vs. Richmond	PH/SS	1	0	0	0	0	0	0	0	0	0	0	1
2/19	at Southern Cal	PH	1	0	0	0	0	0	0	0	0	0	0	0
2/20	at #16 UC Santa Barbara	*SS	2	0	1	0	0	0	0	0	0	0	0	0
2/22	at #16 UC Santa Barbara	*SS	4	2	1	0	1	0	0	0	0	0	0	1
2/27	vs. Neb.-Omaha	*SS	6	0	0	0	0	0	0	0	0	0	0	3
2/28	vs. Northeastern	SS	2	0	1	0	0	0	0	0	0	0	0	0
3/1	vs. Mount St. Mary's	*DH	3	1	2	2	0	1	0	1	0	1	0	1
3/3	MURRAY STATE	*DH	4	1	1	0	0	0	0	0	0	0	0	0
3/3	MURRAY STATE	*DH	4	0	3	0	0	0	0	0	1	0	0	0
3/7	NORTHERN KENTUCKY	*3B	3	2	1	1	1	0	0	0	0	0	1	0
3/8	NORTHERN KENTUCKY	*3B	4	1	1	0	0	0	0	0	0	0	0	0
3/8	NORTHERN KENTUCKY	*3B	4	2	1	2	1	0	0	1	0	0	0	0
3/11	at Cincinnati	*3B	4	0	2	1	0	0	0	1	0	0	0	0
3/13	at #7 South Carolina	*DH	3	0	0	0	0	0	0	1	0	0	0	3
3/14	at #7 South Carolina	PH	1	0	0	0	0	0	0	0	0	0	0	1
3/15	at #7 South Carolina	PH/SS	2	1	1	0	1	0	0	0	0	0	0	0
3/17	OHIO	*DH	5	1	1	0	0	0	0	0	0	0	0	1
3/20	#20 MISS. STATE	*DH	4	0	0	1	0	0	0	0	0	0	0	2
3/21	#20 MISS. STATE	*DH	3	2	2	0	0	0	0	0	0	0	0	0
3/22	#20 MISS. STATE	PR/3B	1	0	0	0	0	0	0	0	0	0	0	0
3/24	at Western Kentucky	PH/SS	1	0	0	0	0	0	0	0	0	0	0	0
3/25	MOREHEAD STATE	*DH	3	0	0	0	0	0	0	0	0	0	0	1
3/27	at #1 LSU	PR/3B	0	0	0	0	0	0	0	0	0	0	0	0
3/28	at #1 LSU	*3B	3	0	1	0	0	0	0	0	0	0	0	2
3/29	at #1 LSU	PH/SS	1	1	1	1	0	0	1	0	0	0	0	0
3/31	INDIANA	PH/SS	1	0	0	0	0	0	0	0	0	0	0	0
4/4	#1 TEXAS A&M	PH/SS	1	0	0	0	0	0	0	0	0	0	0	0
4/4	#1 TEXAS A&M	*SS	2	0	0	0	0	0	0	0	0	0	1	0
4/11	at Arkansas	PH/3B	0	0	0	0	0	0	0	1	0	0	0	0
4/14	WESTERN KENTUCKY	*SS	4	0	0	0	0	0	0	0	0	0	0	2
4/17	TENNESSEE	*3B	3	0	0	0	0	0	0	0	0	0	0	2
4/21	XAVIER	PH	1	0	0	0	0	0	0	0	0	0	0	1
4/26	at #5 Florida	3B	1	0	0	0	0	0	0	0	0	0	0	1
5/1	#6 VANDERBILT	SS	1	0	0	0	0	0	0	0	0	0	0	1
5/6	#2 LOUISVILLE	*DH	3	0	0	0	0	0	0	0	0	0	0	2
5/9	GEORGIA	3B	1	0	0	0	0	0	0	0	0	0	0	0
5/16	at Missouri	*3B	4	1	2	0	1	0	0	1	0	0	0	0
5/19	vs. Auburn	*3B	3	0	0	0	0	0	0	1	0	0	0	2



#3 • Tyler Marshall

6-1 • 195 • R-So. • L/R • IF
Louisville, Ky. (Trinity)

Outlook

Reserve infielder made his collegiate debut off the bench in three games in 2015 ... Has the ability to play at either corner infield posts, in addition to second base ... Showed his unselfishness in 2015 by serving as a bullpen catcher as needed on the road ... Is the son of UK great John Marshall and the product of powerhouse Louisville Trinity.

Summer

Played for the Fulton Railroaders in the Ohio Valley League, joining Greg Fettes and Troy Squires ... Hit .270 (30-for-111) with two doubles, and 13 RBI.

2015

Played in three games as a reserve ... Was called on to pinch hit in the season opener for his collegiate debut vs. Ball State ... Also pinch hit vs. Nebraska-Omaha and Murray State ... Played first base defensively in relief vs. Murray State.

2014

Redshirted season.

High School

Third-team all-state selection as a senior ... First-team all-region junior and senior years...Named first-team all-district tournament team as a junior ... Tabbed as all-region honorable mention by Per-

fect Game ... Batted .381 with 20 RBI and 23 stolen bases as a senior ... Helped lead team to district championships his sophomore and junior seasons.

Personal

Full name is John Tyler Marshall ... Born in Louisville, Ky. ... Son of John and Lynne Marshall, who both attended Kentucky ... Has a younger brother, Brett (16) ... Father played for the Phillies organization in 1988-89, playing in the Appalachian League, the South Atlantic League and the Florida State League ... Played in 128 minor league games, with a .266 average (115-for-465) with 14 doubles, one triple, 11 homers and 62 RBI.

Career Stats

All Games

Year	GP-GS	Avg.	AB	R	H	2B	3B	HR	RBI	BB	SO	SB-A
2015	3-0	.000	3	0	0	0	0	0	0	0	1	0-0

Miscellaneous

Year	SAC	SF	HBP	OBP	SLG	2-out H	2-out RBI	PO	A	E	FLD
2015	0	0	0	.000	.000	0	0	1	0	0	1.000

2015 Batting Game-by-Game

Date	Opponent	GS	AB	R	H	RBI	2B	3B	HR	BB	SB	CS	HBP	K
2/13	vs. Ball State	PH	1	0	0	0	0	0	0	0	0	0	0	1
2/27	vs. Neb.-Omaha	PH	1	0	0	0	0	0	0	0	0	0	0	0
3/3	MURRAY STATE	PH/1B	1	0	0	0	0	0	0	0	0	0	0	0



#11 • Keegan McHood

6-3 • 210 • Fr. • R/R • RHP
Argenta, Ill. (Argenta-Oreana)

Outlook

Freshman right-hander has shown a firm fastball with good movement ... Has made great progress with a slider that is developing into a swing-and-miss pitch ... Could have an immediate impact on the UK bullpen.

High School

Coached by Tom Saunches at Argenta-Oreana High School, earning four letters ... Led team to the a third-place finish in the state 1A playoffs as a junior ... Hit No. 3 in the order and played on the left side of the infield when he wasn't on the mound ... During junior season, went 11-1 with 132 strikeouts in 74 innings, walking just 26 and allowing only 30 hits ... Hit .489 as a junior for a team that went 24-6 ... Tied the Class 1A Tournament record with 11 strikeouts in the championship game, carrying a no-hitter into the seventh inning ... As a sophomore, struck out 101 in 64 innings, owning a 0.54 ERA to earn All-Macon County Player of the Year honors ... Earned four letters in basketball.

Personal

Full name is Keegan John Patrick McHood ... Son of Richard Hale and Sarah McHood ... Born in Decatur, Ill. ... Has three siblings, brothers Brock (16) and Griffin (three) and sister Ireland (13) ... Great grandfather played baseball in the St. Louis Cardinals organization.



#25 • Gunnar McNeill

6-2 • 240 • Jr. • R/R • 1B/OF/RHP
Orlando, Fla.
(West Orange/FIU/Chipola CC)

• 2014 Valley League All-Star (1B)

• 2014 Valley League Hitter of the Year

Outlook

Former two-way player at FIU, transferred to Chipola Community College for his 2015 season ... Will have an ability to immediately impact the UK lineup ... Has a great feel to hit at the plate with an ability to spray line drives into the gaps ... Collected a bevy of quality at-bats during the fall ... Has the ability to impact UK at first base and as the DH ... Has an outgoing, infectious personality that has had a great impact on the clubhouse.

Junior College

Coached by Jeff Johnson at Chipola Junior College ... Led team to the conference championship in 2015 ... Played in 52 games, hitting .362 (67-for-185) with six homers, 48 RBI, 34 runs and six steals ... Had 15 walks and 23 strikeouts with a .407 on-base percentage and a .551 slugging mark ... On the mound, had a 3-1 record with four saves with a 2.12 ERA in 34 innings, walking five and striking out 37.

2014 (FIU)

Played in 41 games with 14 starts in 2014 for FIU at the plate, also appearing in 15 games on the mound in relief, with a 1-2 record, one save and a 2.05 ERA ... Hit .280 (14-for-50) with 10 runs, three doubles and one homer, owning seven walks and seven strikeouts with 10 RBI ... Worked in 26.1 innings, allowing 18 hits and 10 walks, striking out 19 ... During the 2014 summer, led the Valley League with a .402 average, six homers and 50 RBI, earning all-star honors ... Was named the Valley League's top hitter by the circuit coaches.

High School

Attended West Orange High School and played for coach Jesse Marlo... Was named team MVP in 2012 and 2013... Also earned All-Metro honors in 2012 and 2013... Won two district titles with West Orange... Was named to the 2013 Rawlings All-Florida Region second team... Was also recruited by Florida, Clemson, Auburn, Florida Atlantic and High Point.

Personal

Full name is Gunnar Cole McNeill ... Son of Carl and Ronda McNeill ... Born in Orlando, Fla. ... Father is a PGA professional.

Career Stats (Florida International)

All Games

Year	GP-GS	Avg.	AB	R	H	2B	3B	HR	RBI	BB	SO	SB-A
2014	41-14	.280	50	10	14	3	0	1	10	7	7	0-0

Miscellaneous

Year	SAC	SF	HBP	OBP	SLG	PO	A	E	FLD
2014	1	0	1	.379	.400	99	11	4	.965

All Games

Year	G-GS	W-L	ERA	SV	CG	SH	IP	H	R	ER	BB	SO
2014	15-0	1-2	2.05	1	0	0	26.1	18	10	6	10	19

2014 Batting Game-by-Game (at FIU)

Date	Opponent	GS	AB	R	H	RBI	2B	3B	HR	BB	SB	CS	HBP	K
2/14	RUTGERS	*1B	2	0	0	0	0	0	0	0	0	0	0	1
2/16	RUTGERS	PH	1	0	0	0	0	0	0	0	0	0	0	0
2/19	STETSON	1B	1	0	0	0	0	0	0	0	0	0	0	0
2/22	STONY BROOK	1B	1	0	0	0	0	0	0	0	0	0	0	1
2/25	FLORIDA MEMORIAL	PH/1B	1	2	0	0	0	0	0	1	0	0	0	0
2/28	DARTMOUTH	*DH	3	0	2	3	2	0	0	0	0	0	0	0
3/1	DARTMOUTH	*DH	2	0	0	0	0	0	0	0	0	0	0	0
3/5	at Bethune-Cookman	*1B	3	1	1	1	0	0	0	1	0	0	0	0
3/8	at Charlotte	PH/1B	1	1	1	1	0	0	0	0	0	0	0	0
3/9	at Charlotte	PH	2	1	1	0	0	0	0	0	0	0	0	1
3/12	at South Florida	PH/1B	0	1	0	1	0	0	0	2	0	0	0	0
3/15	RICE	*1B	3	0	1	0	0	0	0	0	0	0	0	1
3/19	FLORIDA MEMORIAL	PH	1	1	1	0	0	0	0	0	0	0	1	0
3/21	MARSHALL	PH/1B	1	0	0	0	0	0	0	0	0	0	0	0
3/22	MARSHALL	1B	0	0	0	0	0	0	0	0	0	0	0	0
3/23	MARSHALL	PH/1B	1	0	0	0	0	0	0	0	0	0	0	0
3/29	at UAB	*1B	3	0	0	0	0	0	0	0	0	0	0	0
4/1	BETHUNE-COOKMAN	*1B	4	0	0	0	0	0	0	0	0	0	0	0
4/4	OIDL DOMINION	*1B	4	0	0	0	0	0	0	0	0	0	0	0
4/18	FLORIDA ATLANTIC	*1B	3	1	1	1	0	0	1	1	0	0	0	1
4/19	FLORIDA ATLANTIC	PH/1B	0	0	0	0	0	0	0	1	0	0	0	0
4/20	FLORIDA ATLANTIC	P	0	0	0	0	0	0	0	0	0	0	0	0
4/25	SAINT PETER'S	*1B	3	1	2	2	0	0	0	0	0	0	0	0
4/26	SAINT PETER'S	P	0	0	0	0	0	0	0	0	0	0	0	0
4/27	SAINT PETER'S	*1B	4	1	2	1	0	0	0	0	0	0	0	0
5/2	at East Carolina	*1B	3	0	0	0	0	0	0	0	0	0	0	0
5/7	SOUTH FLORIDA	P	0	0	0	0	0	0	0	0	0	0	0	0
5/9	MIDDLE TENNESSEE	*1B	3	0	1	0	0	0	0	0	0	0	0	2
5/10	MIDDLE TENNESSEE	P	0	0	0	0	0	0	0	0	0	0	0	0
5/21	vs. Rice	PH	1	0	1	0	1	0	0	0	0	0	0	0
5/22	vs. Old Dominion	*1B	1	0	0	0	0	0	0	1	0	0	0	0

2014 Pitching Game-by-Game (at FIU)

Date	Opponent	GS	IP	H	R	ER	BB	SO	2B	3B	HR	W-L	SV	ERA	NP
2/16	RUTGERS		1.0	0	0	0	0	0	0	0	0	0-0	1	0.00	12
2/21	STONY BROOK		2.0	2	0	0	2	1	0	0	0	0-0	1	0.00	39
2/23	STONY BROOK		1.1	0	0	0	0	2	0	0	0	0-0	1	0.00	15
3/14	RICE		1.0	1	0	0	0	1	0	0	0	0-0	1	0.00	11
3/16	RICE		2.1	0	0	0	1	0	0	0	0	0-0	1	0.00	31
3/25	at South Florida		3.0	0	0	0	1	1	0	0	0	0-0	1	0.00	36
3/30	at UAB		0.1	0	0	0	1	0	0	0	0	0-0	1	0.00	10
4/9	at Louisiana-Monroe		1.2	2	1	1	2	2	0	0	0	0-0	1	0.71	38
4/20	FLORIDA ATLANTIC		4.0	0	0	0	1	3	0	0	0	0-0	1	0.54	51
4/26	SAINT PETER'S		1.0	1	1	1	0	0	1	0	0	0-0	1	1.02	16
5/3	at East Carolina		1.1	4	2	2	0	1	1	0	1	1-0	1	1.89	28
5/7	SOUTH FLORIDA		2.1	1	1	1	1	3	0	0	0	1-0	1	2.11	42
5/10	MIDDLE TENNESSEE		1.2	5	1	1	0	2	2	0	0	1-0	1	2.35	40
5/13	at Florida Atlantic		1.1	1	3	0	1	1	0	0	0	1-1	1	2.22	32
5/17	at Tulane		2.0	1	1	0	0	2	0	0	0	1-2	1	2.05	24



#1 • Trey Miller

6-0 • 195 • R-So. • R/R • IF/OF
Lexington, Ky.
(Lexington Catholic/Michigan)

• SEC First-Year Academic Honor Roll (2015)

Outlook

Talented and versatile product of Lexington Catholic ... Opened his career at Michigan, before suffering an injury that forced him to sit out 2015 ... Redshirted 2015 in Lexington and returned to the field in the fall ... Performed well in the fall, seeing time at second and third base and in the outfield.

2015

Redshirted.

Michigan (2014)

Played in 30 games as a freshman, making 12 starts at third base

... Finished hitting .140 (6-for-43) with four runs, one homer and seven RBI, stealing 1-of-2 bases and owning a 6-9 walk-strikeout ratio ... Went 3-for-4 vs. Bowling Green on April 22, belting his first career homer ... Had Michigan's game-winning RBI in the eighth inning of a March 29 win over Iowa ... Had two RBI in a tilt vs. Nebraska ... Made first career start on March 1 vs. Appalachian State ... Had a single, two walks and a steal in a win over Purdue ... Played for coach Erick Bakich.

High School

An all-state selection at Lexington Catholic High School for coach Taylor Brooks ... Named a Rawlings Central Region honorable mention in 2013 ... Also named an Under Armor Preseason All-America honorable mention ... Named to the All-District Tournament team and the all-city team as a junior ... Was an honor roll student and a member of the Beta Club.

Personal

Full name is Thomas Anthony Miller III ... Goes by Trey ... Son of Mike and Karen ... Has a brother, Troy (21) ... Born in Lexington, Ky. ... Mother was a cheerleader at Kentucky and his father played baseball.

Career Stats (Michigan)

All Games

Year	GP-GS	Avg.	AB	R	H	2B	3B	HR	RBI	BB	SO	SB-A
2014	30-12	.140	43	4	6	0	0	1	7	6	9	1-2



#6 • Tristan Pompey

6-4 • 205 • Fr. • S/R • OF
Toronto, Canada
(Jean Vanier Catholic)

• 31st round draft pick in 2015 (Twins)

Outlook

Dynamic talent drips projection in his switch-hitting, 6-foot-4 frame ... Member of the Canadian Junior National Team, along with UK righty Zach Pop ... Brother, Dalton, was the opening-day centerfielder for the Toronto Blue Jays in 2015 ... Has shown game-changing defensive ability and very good baseball instincts ... Has shown good feel to hit from both sides of the plate ... Is an aggressive base runner ... Has the ability to compete for instant at-bats in the UK outfield ... Joins a long line of Canadian talents in the Kentucky program, including Andrew Albers, Chris Bisson, James Paxton and Pop.


Pre-College

Led the Canadian Junior National Team to the World Championships in 2015 ... Played basketball and volleyball for two seasons at Jean Vanier ... Played for the Toronto Baseball Club ... Mother Val helped him develop as a switch hitter ... Ranked as the fifth-best Canadian prospect by *Baseball America* entering the 2015 MLB Draft ... Canadian Baseball Network says, "The younger brother of Blue Jays outfielder Dalton Pompey, Tristan shows more tools than Dalton did at the same age. He is a long way from reaching his ceiling, but the younger Pompey has an intriguing skill set. Pompey

has a physically imposing 6-foot-4, 200-pound frame, with broad shoulders and wide hips. He has plus speed and has the potential to stick in center field. Pompey shows above-average bat speed and some feel for the barrel.”.

Personal

Full name is Tristan Gabriel Pompey ... Born in New Westminster, British Columbia ... Son of Ken and Val Pompey ... Has an older brother, Dalton (23), who was the opening-day centerfielder for the Toronto Blue Jays in 2015.



#52 • Zach Pop

6-4 • 225 • So. • R/R • RHP

Brampton, Canada
(Notre Dame Catholic)

• SEC First-Year Academic Honor Roll (2015)

Outlook

Strong, physical right-hander who is coming off a breakout summer in the Northwoods League and a strong fall ... Has good fastball velocity and movement ... A highly projectable talent ... Served as a midweek starter and middle reliever as a freshman during an adjustment to the NCAA game ... A member of the Canadian Junior National Team ... Joins a long line of Canadian talents in the Kentucky program, including Andrew Albers, Chris Bisson and James Paxton, as well as current UK freshman Tristan Pompey.

Summer

Had a strong summer in the Northwoods League, working in 12 games with 11 starts, owning a 6-2 record and a 2.56 ERA ... Tossed 52.2 innings, allowing 44 hits and 19 walks, striking out 40 ... Worked 2.1 innings over two games in the NWL Playoffs ... Participated in the Northwoods League Showcase, earning the start and win ... Worked four quality starts.

2015

Pitched in 11 games with two midweek starts in his collegiate debut, owning a 0-0 record and a 4.50 ERA in 16 innings ... Allowed 20 hits and nine walks, striking out seven ... Inherited eight runners, allowing six to score ... Made collegiate debut at No. 16 UC Santa Barbara in week two ... Worked four consecutive outings without allowing an earned run, including getting a key strikeout vs. No. 20 Mississippi State ... Made first career start vs. Morehead State in midweek action, allowing two earned runs in 3.2 innings ... Started the following week vs. Indiana, allowing three runs – one earned – in 2.2 innings ... Finished the year strong, with 1.2 shutout innings vs. Georgia and three innings, with one run surrendered, vs. NKU in the home finale.

Pre-College

Member of the Canadian Junior National Team and coach Greg Hamilton ... Played with the Toronto Mets (coach Ryan McBride) and the Ontario Blue Jays (coach Doug Mathieson) ... Coached on Team Canada by pitching coach Chris Reitsma ... “Zach’s come a long way,” Reitsma said. “He’s done really well. He’s got a

power arm – he’s 91 to 93 [miles per hour] down there consistently and he’s got a power sinker, pretty good slider, and the makings of a half-decent changeup.” ... Participated in the Major League Scouting Bureau’s pre-draft workout in Ontario and in mid-May of 2014 was up to 93 mph with his fastball at Perfect Game’s National Pre-Draft Showcase ... Started pitching late in his youth career after growing up as a senior baseman.

Personal

Born in Brampton, Canada ... Son of Sheldon and Judy ... Has a younger sister, Hailey (15).

Career Stats

All Games

Year	G-GS	W-L	ERA	SV	CG	SH	IP	H	R	ER	BB	SO
2015	11-2	0-0	4.50	0	0	0	16.0	20	14	8	9	7

SEC Games

Year	G-GS	W-L	ERA	SV	CG	SH	IP	H	R	ER	BB	SO
2015	3-0	0-0	3.00	0	0	0	3.0	3	1	1	2	3

Career Bests

Innings	3.2 vs. Morehead State (3/25/15)
Strikeouts	2 vs. Georgia (5/9/15)
Pitches Thrown	54 vs. Morehead State (3/25/15)

2015 Pitching Game-by-Game

Date	Opponent	GS	IP	H	R	ER	BB	SO	2B	3B	HR	W-L	SV	ERA	NP
2/21	at #16 UC Santa Barbara	1.0	3	4	3	1	1	0	1	0	0	0-0	0	27.00	27
3/1	vs. Mount St. Mary's	0.1	0	0	0	0	0	0	0	0	0	0-0	0	20.25	3
3/8	NORTHERN KENTUCKY	0.1	1	1	0	1	0	0	0	0	0	0-0	0	16.20	20
3/17	OHIO	1.0	1	0	0	1	1	0	0	0	0	0-0	0	10.12	13
3/22	#20 MISS. STATE	0.1	1	0	0	1	0	0	0	0	0	0-0	0	9.00	5
3/25	MOREHEAD STATE	*	3.2	5	4	2	2	1	0	0	2	0-0	0	6.75	54
3/31	INDIANA	*	2.2	4	3	1	1	0	0	0	0	0-0	0	5.79	40
4/11	at Arkansas	1.0	2	1	1	1	0	1	0	0	0	0-0	0	6.10	26
4/21	XAVIER	1.0	0	0	0	0	0	0	0	0	0	0-0	0	5.56	11
5/9	GEORGIA	1.2	0	0	0	1	2	0	0	0	0	0-0	0	4.85	24
5/12	NORTHERN KENTUCKY	3.0	3	1	1	1	1	2	0	0	0	0-0	0	4.50	31



#40 • Zach Reks

6-2 • 190 • Jr. • L/R • IF/OF

Orland, Ill.

(Carl Sandburg/Air Force Academy)

Outlook

Unique find as a true walk-on who has an ability to step into the UK lineup with an impact in 2016 ... An infielder at the Air Force Academy, where he was coached by current UK assistant coach Toby Bicknell and was a teammate of senior reliever Bo Wilson ... Earned consistent praise throughout the fall practice season ... Plays the game, offensively and defensively, with passion and aggressiveness ... Has a great two-strike approach, with just three punch-outs in 53 fall at-bats ... Is a good athlete that runs well and has showed progress during a transition to an outfield corner.

2013 (Air Force Academy)

Played in 37 games with 21 starts at the Air Force Academy, batting .210 (21-for-100) with 10 runs, five doubles, one triple and eight RBI.

High School

Lettered four years in baseball and one in golf ... All-state as a junior

and senior ... Set a conference record with a .609 batting average in his career in league play ... All-conference and all-area both years as well ... Batted .495 with four homers and 46 RBI as a senior ... Batted .537 with four homers and 27 RBI as a junior ... National Honors Society member ... High school baseball coach was Jim Morsovillo ... Played summer ball for Upper Deck, coached by Chuck Williams and Keith Bauer.

Personal

Full name is Zachary Joseph Reks ... Son of Todd and Yolanda Reks ... Born in Chicago ... Has a younger sister, Haley (19) ... Father swam collegiately at Northern Illinois.

Career Stats (Air Force Academy)

All Games

Year	GP-GS	Avg.	AB	R	H	2B	3B	HR	RBI	BB	SO	SB-A
2013	37-21	.210	100	10	21	5	1	0	8	2	18	2-3

Miscellaneous

Year	SAC	SF	HBP	OBP	SLG	PO	A	E	FLD
2013	1	1	1	.231	.280	18	2	1	.952



#28 • Logan Salow

6-2 • 185 • Jr. • L/L • LHP
Ashland, Ky. (Paul G. Blazer)

• SEC Academic Honor Roll (2015)

Outlook

Competitive strike-throwing lefty has the ability to serve nearly any role on the pitching staff ... Has been a weekend starter, middle reliever, matchup lefty and closer in his two-year career ... Has an aggressive mentality on the mound and has been placed in a bevy of experience building situations to open his career ... Is a good athlete that can control the short game and running game well ... Ended his 2015 with 11 consecutive scoreless outings and had a 1.50 ERA over April and May ... Is coming off a strong summer in the Cape Cod League.

Read more about
Logan Salow
on page 74

Summer

Was a weapon in the Hyannis bullpen in the Cape Cod League ... Appeared in 12 games in relief, owning a 3.05 ERA in 17.2 innings, allowing 20 hits and 11 walks, striking out 14 ... Tossed at least two innings without allowing an earned run four times, including 3.1 innings on July 8 and three shutout on July 30.

2015

Kentucky's primary left-handed reliever, appearing in 23 games with two starts, with one weekend start at No. 16 UC Santa Barbara and one midweek start at No. 2 Louisville ... Had a 1-1 record and a 5.32 ERA, with three saves in 23.2 innings, allowing 26 hits – 21 singles – and 11 walks, striking out 27 ... Ranked second on the team in appearances and saves, leading the club with relief strikeouts ... Inherited a staff-leading 24 runners, allowing only nine to score ... Didn't all a run over his last 11 outings, a span of eight innings ... Over the season's final two months, allowed only two runs in 12 innings, fanning 14 ... In nine night games, had a 2.79 ERA with

two saves and 11 strikeouts in 9.2 innings ... Had a 7.50 ERA in Feb. (6 IP), an 11.12 ERA in March (5.2 IP), a 2.08 ERA in April (8.2 IP), and a 0.00 ERA in May (3.1 IP) ... Made his season debut in the opener, walking two and striking out one to finish off the game vs. Ball State ... Started the following week in a win at No. 16 UC Santa Barbara, working 3.1 innings and allowing three runs with four strikeouts ... Worked in relief for his next 15 outings, including strong appearances at No. 7 South Carolina and Florida ... Picked up his first save with two shutout innings in midweek action vs. Murray State ... Got the final out for the save at No. 5 Florida to even the series ... Then earned third save of the year to clinch the series win over the Gators, working around a pair of hits to get an out ... Earned his first win of the year with 1.1 shutout innings vs. Northeastern ... Was called on to start rivalry game at No. 3 Louisville, firing four shutout, one-hit innings. ... Pitched in seven games with six starts in the Perfect Game Collegiate League ... Owned a 3-2 record and a 4.13 ERA in 28.1 innings ... Allowed only 17 hits and 15 walks, striking out 24 ... Teamed with Balake Oylar on the Elmira Pioneers.

2014

Emerged as a go-to reliever for the Wildcats during his collegiate debut ... Appeared in 23 games with two starts, with a 2-4 record and a 4.65 ERA, saving one game ... Both of his starts came in the postseason, vs. No. 7 Florida in the SEC Tournament Quarterfinals and vs. No. 8 Louisville in the NCAA Louisville Regional Championship ... Worked 31 innings on the year, allowing 35 hits and 13 walks, striking out 27 ... Turned in a heroic start at Louisville in the regional final, making his second career start and putting on a bulldog effort to keep UK in the game, allowing one run in six innings as a hard-luck loser ... Inherited 23 runners, allowing just three to score ... Worked in 10 SEC games, with a 0-2 record and a 9.00 ERA in seven innings, allowing 10 hits, walking three and striking out three ... Appeared in 13 non-SEC games, with a 3.38 ERA and a 2-2 record in 24 innings ... Pitched in 13 games that UK won, with a 2-0 record and a 2.40 ERA in 15 innings ... Worked six innings without an earned run in February, had a 2.45 ERA in 3.2 innings in March, owned a 6.00 ERA in 12 innings in April, and a 16.20 ERA in 3.1 innings in May ... Worked 2.1 innings without allowing an earned run in his collegiate debut, stranding the bases loaded in his first chance ... Struck out five of his seven outs recorded in his NCAA debut vs. UNC Wilmington ... Worked shutout frames vs. St. John's and Wright State in the home opener ... Worked 1.2 shutout innings vs. EMU, striking out four ... Got an out vs. Ball State, before suffering his first career loss at Alabama in the 10th inning ... Got one of the biggest outs of the year vs. No. 1 South Carolina, coming on to face Max Schrock to get a one-out save and clinch the series win ... Worked three strong innings vs. Morehead State, allowing one run and striking out three ... Picked up his second career win with 3.2 shutout innings at No. 8 Louisville, allowing five singles and striking out three ... Made first career start vs. No. 7 Florida in the SEC Tournament Quarterfinals as UK had a heavily taxed pitching staff ... Was called on a week later in an elimination game vs. No. 8 Louisville in the NCAA Tournament, working six strong innings and allowing just one run in a bulldog effort.

High School

Led his team to the region championship and 2013 district champion at Paul Blazer High School ... Named 16th Region Player of the Year as junior and senior ... Was named all-area, and second-team all-state senior year ... Earned four varsity letters ... Was also a part of the four-time district championship basketball team, earning all-area in 2013 ... Was part of the 2011 district championship football team, also earning all-area honors in 2013.

Personal

Full name Logan Ryan Salow ... Born in Ashland Ky. ... Son of Mike and Val ... Has two brothers Corey (22) and Eric (29) ... Father, Mike attended UK.

Career Stats

All Games

Year	G-GS	W-L	ERA	SV	CG	SH	IP	H	R	ER	BB	SO
2014	23-2	2-4	4.65	1	0	0	31.0	35	20	16	13	27
2015	23-2	1-1	5.32	3	0	0	23.2	26	14	14	11	27
Totals	46-4	3-5	4.94	4	0	0	54.2	61	34	30	24	54

SEC Games

Year	G-GS	W-L	ERA	SV	CG	SH	IP	H	R	ER	BB	SO
2014	10-0	0-2	9.00	1	0	0	7.0	10	8	7	3	3
2015	12-0	0-1	7.04	2	0	0	7.2	11	6	6	4	11
Totals	22-0	0-3	7.98	3	0	0	14.2	21	14	13	7	14

Career Bests

Innings	6.0 vs. Louisville (6/1/14)
Strikeouts	5 at UNC Wilmington (2/15/14)
Pitches Thrown	94 vs. Louisville (6/1/14)

2015 Pitching Game-by-Game

Date	Opponent	GS	IP	H	R	ER	BB	SO	2B	3B	HR	W-L	SV	ERA	NP
2/13	vs. Ball State	1.0	0	0	0	2	1	0	0	0	0	0-0	0	0.00	18
2/22	at #16 UC Santa Barbara	3.1	5	3	3	2	4	0	0	0	0	0-0	0	6.23	79
2/27	vs. Neb.-Omaha	0.1	2	2	2	0	0	0	0	0	0	0-0	0	9.64	15
2/28	vs. Northeastern	0.1	2	0	0	0	1	0	0	0	0	1-0	0	7.50	13
3/3	MURRAY STATE	2.0	1	0	0	0	2	0	0	0	0	1-0	1	5.62	23
3/8	NORTHERN KENTUCKY	0.2	0	1	1	0	2	0	0	0	0	1-0	1	6.23	12
3/14	at #7 South Carolina	1.0	0	0	0	0	2	0	0	0	0	1-0	1	5.59	10
3/15	at #7 South Carolina	1.0	0	1	1	1	1	0	0	0	0	1-1	1	5.91	26
3/25	MOREHEAD STATE	0.1	1	0	0	0	0	0	0	0	0	1-1	1	5.73	14
3/27	at #1 LSU	0.0	0	0	0	0	0	0	0	0	0	1-1	1	5.73	6
3/28	at #1 LSU	0.0	3	3	3	0	0	0	0	0	1	1-1	1	8.18	4
3/31	INDIANA	0.2	2	2	2	0	0	0	0	0	1	1-1	1	9.26	13
4/14	WESTERN KENTUCKY	1.1	0	0	0	1	1	0	0	0	0	1-1	1	8.31	24
4/16	TENNESSEE	1.2	0	0	0	0	3	0	0	0	0	1-1	1	7.36	28
4/18	TENNESSEE	1.0	2	2	2	0	2	1	0	0	0	1-1	1	8.04	27
4/24	at #7 Florida	0.1	0	0	0	0	1	0	0	0	0	1-1	2	7.88	4
4/25	at #7 Florida	0.1	2	0	0	0	0	0	0	0	0	1-1	3	7.71	6
4/28	at #3 Louisville	4.0	1	0	0	1	3	1	0	0	0	1-1	3	6.20	54
5/3	#6 VANDERBILT	0.2	1	0	0	2	0	1	0	0	0	1-1	3	6.00	21
5/6	#2 LOUISVILLE	1.0	1	0	0	1	2	0	0	0	0	1-1	3	5.73	24
5/8	GEORGIA	1.0	1	0	0	1	1	0	0	0	0	1-1	3	5.48	17
5/10	GEORGIA	0.2	1	0	0	0	1	0	0	0	0	1-1	3	5.32	12
5/16	at Missouri	0.0	1	0	0	0	0	0	0	0	0	1-1	3	5.32	3

2014 Pitching Game-by-Game

Date	Opponent	GS	IP	H	R	ER	BB	SO	2B	3B	HR	W-L	SV	ERA	NP
2/15	at UNC Wilmington	2.1	3	2	0	1	5	0	0	0	0	0-0	0	0.00	44
2/23	vs. St. John's	1.0	0	0	0	1	0	0	0	0	0	0-0	0	0.00	12
2/25	WRIGHT STATE	1.0	0	0	0	1	0	0	0	0	0	1-0	0	0.00	14
2/28	EASTERN MICHIGAN	1.2	0	0	0	1	4	0	0	0	0	1-0	0	0.00	28
3/7	BALL STATE	0.1	0	0	0	0	1	0	0	0	0	1-0	0	0.00	3
3/15	at Alabama	1.0	1	1	1	0	1	0	0	0	0	1-1	0	1.23	13
3/18	WESTERN KENTUCKY	1.0	1	1	0	0	1	0	0	0	0	1-1	0	1.08	16
3/22	#1 SOUTH CAROLINA	0.1	0	0	0	0	0	0	0	0	0	1-1	1	1.04	5
3/30	at #5 Vanderbilt	1.0	0	0	0	1	1	0	0	0	0	1-1	1	0.93	11
4/1	#8 LOUISVILLE	0.1	0	0	0	1	0	0	0	0	0	1-1	1	0.90	7
4/8	MOREHEAD STATE	3.0	3	1	1	0	3	1	0	0	0	1-1	1	1.38	38
4/11	MISSOURI	0.1	1	1	1	0	0	0	0	0	0	1-1	1	2.03	5
4/12	MISSOURI	0.2	0	0	0	0	0	0	0	0	0	1-1	1	1.93	2
4/15	at #9 Louisville	3.2	5	0	0	0	3	0	0	0	0	2-1	1	1.53	63
4/19	at Texas A&M	1.1	0	0	0	0	1	0	0	0	0	2-1	1	1.42	17
4/22	TENNESSEE TECH	1.1	4	4	4	1	2	1	0	1	1	2-1	1	3.10	32
4/27	#12 OLE MISS	1.1	6	3	2	0	0	2	0	0	0	2-2	1	3.74	31
5/3	at Tennessee	0.2	2	3	3	1	0	1	0	0	0	2-2	1	4.84	23
5/9	AUBURN	0.0	0	0	0	1	0	0	0	0	0	2-2	1	4.84	5
5/11	AUBURN	0.1	0	0	0	0	0	0	0	0	0	2-2	1	4.76	3
5/13	at Murray State	0.0	1	1	1	0	0	0	0	0	0	2-3	1	5.16	2
5/24	vs. #7 Florida	2.1	3	2	2	1	1	1	1	0	0	2-3	1	5.40	48
6/1	vs. #8 Louisville	6.0	5	1	1	3	4	3	0	0	0	2-4	1	4.65	94



#42 • Brad Schaezner

6-2 • 205 • So. • R/L • LHP
Oxford, Mich.
(Lake Orion Community)

Outlook

Versatile left-hander who can impact the pitching staff as a starter or in relief ... A strike thrower who works off a good breaking ball ... Was great to open his career, not allowing a hit through his first 5.2 innings ... Allowed only two runs over his first six career appearances, stretching 16.1 innings ... Was durable during the summer with a 3.71 ERA in 51 innings ... Scheduled to pitch in the Cape Cod League this summer.

Summer

Had a strong summer for the Amsterdam Mohawks, while teaming with Riley Mahan and Zach Logue ... Went 5-1 with a 3.17 ERA in 10 starts in the regular-season, tossing 51 innings, allowing 40 hits and 23 walks, striking out 31 ... Tossed consecutive shutout outings in early July, seven innings with three hits and six innings with three hits allowed ... Worked three quality starts.

2015

Appeared in 14 games with one midweek starts in his collegiate debut, earning a 1-0 record and a 4.50 ERA in 24 innings ... Allowed 24 hits and eight walks, striking out 18 ... Held opponents to a .273 average, allowing one homer ... Inherited 14 runners in relief, allowing six to score ... Did not allow a hit through his first 5.2 collegiate innings and allowed only two runs in his first six outings (16.1 innings) ... Was strong in non-SEC play, working 21.1 innings with a 2.11 ERA ... Was perfect in three outings and four innings on the road ... Was also scoreless in three neutral site innings ... In games UK won, had a 0.75 ERA in 12 innings ... Had a 0.00 ERA (6 IP) in Feb., a 4.38 ERA (12.1 IP) in March, a 27.00 ERA (0.1 IP) in April and a 8.44 ERA (5.1 IP) in May ... Made his collegiate debut with three shutout innings, allowing just one walk, at No. 16 UC Santa Barbara ... Worked three innings in relief vs. Nebraska-Omaha, allowing just a two-out double in his final frame

... Made first career start in the home-opening doubleheader vs. Murray State, allowing one run over a career-long five innings ... Got a pair of outs at No. 7 South Carolina in his SEC debut ... Allowed just a run over 3.2 innings in midweek play vs. Ohio ... Tossed 1.1 shutout frames vs. No. 2 Louisville, striking out two and allowing just a walk ... Earned his first career win with three shut-out innings in relief vs. Northern Kentucky in UK's home finale.

High School

Set the school record with 266 career strikeouts ... Had a 8-2 record and a 1.47 ERA as a junior, striking out 77 in 57 innings ... Was called up to the varsity roster as a freshman ... As a junior, led Lake Orion to a 32-10 record, winning league, district and regional titles ... Batted .396 with 31 hits, four homers and 47 RBI ... Played with the Midwest Elite travel program ... Played football all four years and basketball as a freshman ... Was a preseason All-America selection in 2012 and 2013.

Personal

Born in Rochester, N.Y. ... Son of Tom and Denise ... Has an older brother, Cole (22) ... Mother swam at the University of Illinois.

Career Stats

All Games

Year	G-GS	W-L	ERA	SV	CG	SH	IP	H	R	ER	BB	SO
2015	14-1	1-0	4.50	0	0	0	24.0	24	13	12	8	18

SEC Games

Year	G-GS	W-L	ERA	SV	CG	SH	IP	H	R	ER	BB	SO
2015	5-0	0-0	23.62	0	0	0	2.2	7	7	7	4	2

Career Bests

Innings	6.0 vs. Louisville (6/1/14)
Strikeouts	5 at UNC Wilmington (2/15/14)
Pitches Thrown	94 vs. Louisville (6/1/14)

2015 Pitching Game-by-Game

Date	Opponent	GS	IP	H	R	ER	BB	SO	2B	3B	HR	W-L	SV	ERA	NP
2/20	at #16 UC Santa Barbara	3.0	0	0	0	1	1	0	0	0	0-0	0	0.00	38	
2/27	vs. Neb.-Omaha	3.0	1	0	0	0	4	1	0	0	0-0	0	0.00	38	
3/3	MURRAY STATE	5.0	5	1	1	1	3	1	0	1	0-0	0	0.82	70	
3/8	NORTHERN KENTUCKY	1.0	0	1	0	1	1	0	0	0	0-0	0	0.75	15	
3/14	at #7 South Carolina	0.2	0	0	0	1	0	0	0	0	0-0	0	0.71	15	
3/17	OHIO	3.2	4	1	1	0	1	1	0	0	0-0	0	1.10	52	
3/22	#20 MISS. STATE	0.2	2	2	2	1	0	1	0	0	0-0	0	2.12	17	
3/31	INDIANA	1.1	2	2	2	0	0	0	0	0	0-0	0	2.95	24	
4/10	at Arkansas	0.1	0	0	0	0	1	0	0	0	0-0	0	2.89	9	
4/14	WESTERN KENTUCKY	0.0	2	1	1	0	0	1	1	0	0-0	0	3.38	8	
5/1	#6 VANDERBILT	0.2	2	3	3	1	0	0	0	0	0-0	0	4.66	20	
5/6	#2 LOUISVILLE	1.1	0	0	0	1	2	0	0	0	0-0	0	4.35	29	
5/9	GEORGIA	0.1	3	2	2	1	1	1	0	0	0-0	0	5.14	22	
5/12	NORTHERN KENTUCKY	3.0	3	0	0	0	4	0	0	0	1-0	0	4.50	38	



#5 • JaVon Shelby

6-2 • 195 • Jr. • R/R • IF/OF
Lexington, Ky. (Tates Creek)

- 2016 Third-Team *Baseball America* Preseason All-America
- 2016 Preseason SEC Best Strike-Zone

Judgement (*Baseball America*)

- 2016 No. 75 College MLB Draft Prospect (D1Baseball)
- 2016 Third-Team D1Baseball Preseason All-America
- 2016 Third-Team *Louisville Slugger* Preseason All-America
- 2015 First-Team All-SEC (2B)
- 2014 PGCBL All-Star Starter (SS)
- SEC Freshman Academic Honor Roll (2014)
- 2014 All-SEC Freshman Team (2B)
- 37th round draft pick in 2013 (Brewers)

Outlook

One of the top players in collegiate baseball, is coming off first-team All-SEC selection at second base in 2015, belting nine homers ... Is a preseason All-America selection in 2016 after shifting across the diamond in the fall to third base ... Owns great bat speed, tremendous power potential and above-average arm strength ... Is an infectious personality that can assume a key leadership role in 2016 ... Can play anywhere on the diamond defensively ... Has good feel for the strike zone and an ability to fight his way on base ... Owns the best returning OPS in SEC play (1.073) in the league, after ranking third in 2015 ... Led all SEC second baseman in assists in each of his two seasons as UK's every day starter at the keystone ... Led all SEC second baseman in RBI (44), slugging (.525) and on-base percentage (.442) in 2015 ... Has sported a higher average in SEC play than in non-league action in each of his first two seasons ... Drips baseball instincts and acumen, as his father, John T. is the Milwaukee Brewers first-base coach and an 11-year MLB veteran with two World Series titles ... His oldest brother, John was an All-SEC second baseman and led UK to the SEC Championship in 2006 ... His youngest brother, Jaren, signed his National Letter of Intent in November to play at UK and is regarded as one of the top high school players in the nation ... Entering 2016, the Shelby family have combined to hit 33 home runs for Kentucky from 2004-06 and 2014-15 ... Summer in the Cape Cod League was cut short after getting hit in the jaw, while in the dugout, by a foul ball.

Read more about
JaVon Shelby
on page 75

Summer

Played in 23 games for the Hyannis Harbor Hawks in the Cape Cod League ... Ripped six doubles, one homer and drove in seven runs, scoring 11 times ... Had seven walks, struck out 21 times and stole one base ... Summer was cut short on July 7 after getting hit by a foul ball in the dugout ... Went 3-for-5 with two doubles in his first game of the summer ... Had six multi-hit games, including a pair of three-hit outings ... Hit a homer on June 25.

2015

UK's primary run-producer as a sophomore everyday second base-

man ... Started all 55 games at second, hitting .312 (63-for-202) with 29 runs, 12 doubles, two triples, nine homers and 44 RBI ... Drew 38 walks, was hit by 10 pitches and struck out 51 times ... Had a .525 slugging and a .442 on-base percentage ... Stole 4-of-4 bases ... Led SEC second baseman in defensive assists ... Ranked as the SEC leader among second baseman in RBI, on-base percentage and slugging ... Had a .321 (34-for-106) in SEC play with nine doubles, one triple, seven homers and 25 RBI ... Had a .623 slugging and a .450 on-base percentage (19 walks, 32 strikeouts) in SEC play, good for a 1.073 OPS ... Ranked third in the SEC with a 1.073 OPS in league play, behind only Kyle Martin (1.298) and Andrew Benintendi (1.263) ... Reached base safely in 49 of 55 games ... Had 19 multi-hit games and 10 multi-RBI games ... Ran up a stretch of reaching base safely in 16 consecutive games ... Hit homers in SEC play vs. power arms in Robert Tyler (Georgia), Kyle Serrano (Tennessee) and Vanderbilt's Walker Buehler and Carson Fulmer ... Batted clean-up in a team-high 41 games, also hitting No. 2, No. 3, No. 5 and No. 6 ... Had 19 two-out RBI and 20 two-out hits ... Hit .329 (27-for-82) with runners in scoring position ... Batted .323 (30-for-93) with four homers and 23 RBI at Cliff Hagan Stadium ... Led the team with a .333 (27-for-81) average on the road, belting eight doubles, two triples and four homers ... Hit .331 in day games with seven doubles and seven homers ... Batted .297 (11-for-37) in Feb., .306 (22-for-72) in March, .417 (20-for-48) in April, and .222 (10-for-45) in May ... Hit .296 (24-for-81) vs. top-25 opponents and .360 (7-for-20) in five games vs. No. 1 ranked teams ... On SEC Friday nights, hit .324 (12-for-37) with a homer, hitting .306 (11-for-36) in game twos and .333 (11-for-33) with five homers in game threes ... Reached base as the leadoff hitter in a club-high 45 percent of his chances ... Went 3-for-5 with a homer and three RBI in the season opener, with his father in attendance before traveling to spring training ... It marked the first time JaVon had ever hit a home run in front of his father, at any point in his baseball career ... Cranked a homer and had four RBI in a series-finale win at No. 16 UC Santa Barbara ... After an 0-for-2 game vs. Northern Kentucky on March 7, had a .255 average ... Would hit .327 the remainder of the year to finish with a .312 average ... Had two three walk games and two walks in six outings ... Went 3-for-4 vs. No. 1 Texas A&M in the series opener ... Had doubles in three straight games, including the final two vs. No. 1 LSU and a midweek tilt vs. Indiana ... While riding a season-long eight game hitting streak, belted homers in consecutive games at Arkansas, going 2-for-3 with two RBI and three walks in the middle game ... In a must-win situation in the regular-season finale at Missouri, charted a homer, double and had three RBI ... Starred for the Amsterdam Mohawks in the Perfect Game Collegiate League, joining UK teammates Zack Brown, Connor Heady and Marcus Carson ... The starting shortstop for the Eastern Division in the PGCBL All-Star Game ... Hit .239 (32-for-134) with 23 runs, 12 doubles, three homers and 21 RBI ... Had a 21-23 walk-strikeout ratio and stole nine bases.

2014

Had an All-SEC Freshman season as UK's primary second baseman ... Hit .250 (45-for-180) with 38 runs, six doubles, two triples, four homers and 21 RBI ... Had a .372 slugging and a .351 on-base percentage ... Tied for the SEC freshmen lead with four homers

... In 29 SEC games, hit .240 (24-for-100) with two doubles, one triple, one homer and seven RBI ... Had 11 multi-hit games and five multi-RBI games ... Had a season-long six-game hitting streak, reaching base safely in 10 consecutive games ... Made 41 consecutive starts at second base to end the year ... Hit .588 (10-for-17) during a five-game hitting streak ... UK's opening-day starter in leftfield, made his next 51 starts at second base ... Hit .357 (15-for-42) as the leadoff hitter ... Batted .263 (21-for-80) in non-conference games ... In 33 games vs. SEC opponents, hit .243 (27-for-111) with 22 runs, two doubles, one triple, one homer and seven RBI ... Hit .303 (27-for-89) with five doubles, one triple, four homers and 16 RBI at Cliff Hagan Stadium ... Hit .282 (31-for-110) in games that UK won and .200 (14-for-70) in games that UK lost ... Batted .279 (19-for-68) in night games, with three homers ... Hit .154 (2-for-13) in February, .273 (15-for-55) in March, .315 (17-for-54) in April and .192 (10-for-52) in May ... Was 3-for-11 in the SEC Tournament with three walks and a strikeout ... Went 1-for-11 in the NCAA Tournament ... Batted .265 in SEC series openers and .300 in SEC series finales ... Made lone start in the outfield in the season lidlifter vs. No. 1 Virginia, going 1-for-3 with two runs a walk and RBI ... Next 51 starts came at second base ... Belted first career homer vs. Cincinnati, going 2-for-4 with a double and two RBI ... Started five-game hitting streak with a 3-for-3 game vs. No. 5 Vanderbilt in the series finale, adding two hit vs. No. 8 Louisville and twice vs. No. 12 Florida in the streak ... Belted a homer vs. Louisville, Tennessee Tech and No. 1 South Carolina ... Homer vs. South Carolina came vs. lefty Jordan Montgomery ... Had career high three RBI games vs. Tennessee Tech and No. 8 Louisville ... Had a 1-for-4 game at Texas A&M with a triple that narrowly missed being scored as an inside-the-park homer, ripping a line drive off the top of the wall in leftfield and sliding in headfirst to beat the tag ... Had a six-game hitting streak with single hits in each game over the Auburn-Georgia series.

High School

A 37th round draft pick by the Milwaukee Brewers ... Earned four letters at Tates Creek for coach Dom Fucci ... Named all-city player of the year senior year ... Two-time regional and district champion ... Broke Tates Creek record for doubles in a season with 12 ... Batted .340 as a senior ... Named 2013 first-team all-region by Rawlings ... Had a batting average of .300 junior year ... Tabbed as 2012 underclassmen honorable mention by Perfect Game ... Played football his freshman year ... Was on the academic honor roll.

Personal

Full name is JaVon Taylor Shelby...Born in Lexington, Ky. ...Son of Trina Shelby and John T. Shelby Jr. ...Has four brothers, John T. (29), Jeremy (27), Justin (25), and Jaren (16)...Has an older sister, Tiara (22)...Brother, John, played baseball at Kentucky and was drafted by the Chicago White Sox ... John is one of the more decorated performers in Kentucky history, leading UK from a last-place finish in 2005 to the 2006 SEC Championship, with John earning All-SEC honors at second base ... Finished his three-year UK career with a .307 (177-for-577) average, with 36 doubles, six triples, 33 homers and 131 RBI, stealing 42-of-54 bases and owning career marks of .562 (slugging) and .377 (on-base percentage) ...

In 2005, John hit .344 with 10 homers, 52 RBI and 23 steals, before powering UK's championship team in 2006 with a .291 mark with 18 doubles, 18 homers, 56 RBI and 12 steals ... John went on to play six years in the Chicago White Sox and Tampa Bay Rays organization, reaching as high as triple-A with the Rays in 2011 ... John played in 646 minor league games, with 154 doubles, 34 triples, 76 homers and 339 RBI, stealing 112 bases ... Father played in the MLB and won two World Series with the Orioles and Dodgers, currently serving as a big league base coach for the Milwaukee Brewers ... Father John played 11 years in the big leagues, belting 70 homers and stealing 98 bases, with a .283 career MLB average ... Brother, Jeremy, played baseball at Grambling State and was drafted by the Padres ... Jeremy played in 109 games at Grambling State, with a .321 average, 12 homers, 61 RBI and 25 steals ... Cousin, Josh Harrison, played baseball at Cincinnati and was drafted by the Chicago Cubs, and was a 2014 National League all-star selection by the Pittsburgh Pirates ... Cousin, Vince Harrison, attended Kentucky and was drafted by the Marlins.

Career Stats

All Games

Year	GP-GS	Avg.	AB	R	H	2B	3B	HR	RBI	BB	SO	SB-A
2014	56-52	.250	180	38	45	6	2	4	21	23	42	0-2
2015	55-55	.312	202	29	63	12	2	9	44	38	51	4-4
Totals	111-107	.283	382	67	108	18	4	13	65	61	93	4-6

SEC Games

Year	GP-GS	Avg.	AB	R	H	2B	3B	HR	RBI	BB	SO	SB-A
2014	29-29	.240	100	19	24	2	1	1	7	8	24	0-0
2015	29-29	.321	106	17	34	9	1	7	25	19	32	0-0
Totals	58-58	.282	206	36	58	11	2	8	32	27	56	0-0

Miscellaneous

Year	SAC	SF	HBP	OBP	SLG	2-out H	2-out RBI	PO	A	E	FLD
2014	4	2	6	.351	.372	12	6	129	151	11	.962
2015	1	1	10	.442	.525	20	19	100	190	15	.951
Totals	5	3	16	.400	.453	32	25	229	341	26	.956

Career Highs

Hits	3, twice, last vs. Ole Miss (4/27/14)
RBI	3 vs. Louisville (4/1/14)
Runs Scored	3 vs. Ball State (3/9/14)
Hitting Streak	6 (5/9/14 - 5/16/14)

2015 Batting Game-by-Game

Date	Opponent	GS	AB	R	H	RBI	2B	3B	HR	BB	SB	CS	HBP	K
2/13	vs. Ball State	*2B	5	2	3	3	0	0	1	1	0	0	0	2
2/14	vs. Richmond	*2B	4	1	1	1	0	0	0	1	1	0	0	1
2/19	at Southern Cal	*2B	3	0	1	0	0	0	0	1	0	0	0	0
2/20	at #16 UC Santa Barbara	*2B	4	0	0	0	0	0	0	0	0	0	0	2
2/21	at #16 UC Santa Barbara	*2B	3	0	2	0	1	1	0	1	0	0	0	0
2/22	at #16 UC Santa Barbara	*2B	5	1	2	4	0	0	1	0	0	0	0	2
2/27	vs. Neb.-Omaha	*2B	6	0	1	0	0	0	0	0	0	0	1	0
2/28	vs. Neb.-Omaha	*2B	4	1	1	0	0	0	0	0	0	0	0	0
3/1	vs. Mount St. Mary's	*2B	2	1	0	0	0	0	0	2	1	0	1	1
3/3	MURRAY STATE	*2B	2	0	0	0	0	0	0	1	1	0	1	0
3/3	MURRAY STATE	*2B	4	1	1	1	1	0	0	0	1	0	0	0
3/7	NORTHERN KENTUCKY	*2B	2	1	0	1	0	0	0	1	0	0	1	1
3/8	NORTHERN KENTUCKY	*2B	5	0	2	2	0	0	0	0	0	0	0	1
3/8	NORTHERN KENTUCKY	*2B	4	1	2	1	0	0	0	1	0	0	0	0
3/11	at Cincinnati	*2B	3	0	2	0	0	0	0	2	0	0	0	0
3/13	at #7 South Carolina	*2B	4	0	1	1	0	0	0	0	0	0	0	2
3/14	at #7 South Carolina	*2B	3	1	2	0	0	0	0	0	0	0	1	1
3/15	at #7 South Carolina	*2B	2	1	1	0	1	0	0	3	0	0	0	0
3/17	OHIO	*2B	3	0	1	2	0	0	0	2	0	0	0	1
3/20	#20 MISS. STATE	*2B	4	1	2	2	1	0	0	0	0	0	1	1
3/21	#20 MISS. STATE	*2B	3	2	0	0	0	0	0	2	0	0	0	0
3/22	#20 MISS. STATE	*2B	4	0	0	0	0	0	0	1	0	0	0	1
3/24	at Western Kentucky	*2B	4	0	2	1	0	0	0	0	0	0	0	2
3/25	MOREHEAD STATE	*2B	4	1	2	0	0	0	0	0	0	0	0	1
3/27	at #1 LSU	*2B	6	0	0	0	0	0	0	0	0	0	0	2
3/28	at #1 LSU	*2B	4	0	1	1	1	0	0	1	0	0	0	2
3/29	at #1 LSU	*2B	4	0	1	1	1	0	0	1	0	0	2	2
3/31	INDIANA	*2B	5	2	2	0	1	0	0	0	0	0	0	0
4/4	#1 TEXAS A&M	*2B	4	0	3	1	0	0	0	0	0	0	0	0
4/4	#1 TEXAS A&M	*2B	2	1	2	1	0	0	0	0	0	0	1	0
4/10	at Arkansas	*2B	3	0	1	1	1	0	0	0	0	0	1	2
4/11	at Arkansas	*2B	3	2	2	2	0	0	1	3	0	0	0	0
4/12	at Arkansas	*2B	3	1	2	2	0	0	1	1	0	0	0	0
4/14	WESTERN KENTUCKY	*2B	4	0	0	0	0	0	0	1	0	0	0	0
4/16	TENNESSEE	*2B	3	0	2	1	0	0	0	1	0	0	0	0
4/17	TENNESSEE	*2B	4	0	1	0	0	0	0	0	0	0	0	2
4/18	TENNESSEE	*2B	4	1	2	1	0	0	1	0	0	0	0	1
4/21	XAVIER	*2B	3	0	2	1	0	0	0	2	0	0	0	0
4/24	at #7 Florida	*2B	3	1	1	0	0	1	0	1	0	0	0	1
4/25	at #7 Florida	*2B	4	0	1	0	0	0	0	1	0	0	0	1
4/26	at #7 Florida	*2B	4	0	1	0	1	0	0	0	0	0	0	2
4/28	at #3 Louisville	*2B	4	0	0	0	0	0	0	0	0	0	0	0
5/1	#6 VANDERBILT	*2B	3	1	1	1	0	0	1	1	0	0	0	1
5/2	#6 VANDERBILT	*2B	5	1	1	2	1	0	0	0	0	0	0	1
5/3	#6 VANDERBILT	*2B	3	1	1	3	0	0	1	1	0	0	0	1
5/6	#2 LOUISVILLE	*2B	3	0	1	1	0	0	0	2	0	0	0	0
5/8	GEORGIA	*2B	4	0	0	0	0	0	0	0	0	0	0	3
5/9	GEORGIA	*2B	4	0	0	0	0	0	0	0	0	0	0	0
5/10	GEORGIA	*2B	4	1	1	1	0	0	1	0	0	0	0	3
5/12	NORTHERN KENTUCKY	*2B	3	0	1	1	0	0	0	1	0	0	0	0
5/14	at Missouri	*2B	3	0	1	0	0	0	0	1	0	0	0	1
5/15	at Missouri	*2B	4	1	1	1	1	0	0	0	0	0	0	0
5/16	at Missouri	*2B	5	1	2	3	1	0	1	0	0	0	0	2
5/19	vs. Auburn	*2B	4	0	0	0	0	0	0	0	0	0	0	2



2014 Batting Game-by-Game

Date	Opponent	GS	AB	R	H	RBI	2B	3B	HR	BB	SB	CS	HBP	K
2/14	vs. #1 Virginia	*LF	3	2	1	1	0	0	0	1	0	0	0	1
2/16	vs. VMI	*2B	5	0	1	1	0	0	0	0	0	0	0	3
2/21	vs. St. Joe's	PH/LF	2	0	0	0	0	0	0	0	0	0	0	1
2/23	vs. St. John's	LF	2	0	0	0	0	0	0	0	0	0	0	0
2/28	EASTERN MICHIGAN	PH/2B	1	0	0	0	0	0	0	0	0	0	0	0
3/1	EASTERN MICHIGAN	PH/2B	0	0	0	0	0	0	0	0	0	0	0	0
3/5	CINCINNATI	*2B	4	2	2	2	1	0	1	0	0	0	0	0
3/5	CINCINNATI	*2B	4	1	1	0	0	0	0	0	0	0	0	2
3/7	BALL STATE	*2B	5	0	1	0	0	0	0	0	0	0	0	1
3/8	BALL STATE	*2B	5	1	0	1	0	0	0	0	0	0	1	1
3/9	BALL STATE	*2B	4	3	2	2	1	1	0	1	0	0	1	0
3/11	at #16 Indiana	*2B	3	0	0	0	0	0	0	0	0	0	0	2
3/15	at Alabama	*2B	4	0	0	0	0	0	0	0	0	0	0	0
3/15	at Alabama	*2B	2	0	0	0	0	0	0	1	0	0	0	1
3/18	WESTERN KENTUCKY	*2B	4	0	2	0	1	0	0	0	0	0	0	1
3/21	#1 SOUTH CAROLINA	*2B	4	2	1	1	0	0	1	1	0	0	0	2
3/22	#1 SOUTH CAROLINA	*2B	3	1	1	0	0	0	0	0	0	0	0	2
3/23	#1 SOUTH CAROLINA	*2B	1	1	0	0	0	0	0	0	0	0	1	0
3/26	XAVIER	*2B	2	1	1	0	1	0	0	1	0	1	1	0
3/28	at #5 Vanderbilt	*2B	3	0	1	0	0	0	0	0	0	0	0	2
3/29	at #5 Vanderbilt	*2B	4	0	0	0	0	0	0	0	0	0	0	1
3/30	at #5 Vanderbilt	*2B	3	1	3	0	1	0	0	0	0	0	0	0
4/1	#9 LOUISVILLE	*2B	2	1	2	3	0	0	1	2	0	0	0	0
4/4	#12 FLORIDA	*2B	4	1	1	2	0	0	0	0	0	0	0	1
4/5	#12 FLORIDA	*2B	4	1	2	1	1	0	0	1	0	0	0	1
4/6	#12 FLORIDA	*2B	4	1	2	1	0	0	0	0	0	0	0	0
4/8	MOREHEAD STATE	*2B	3	0	0	0	0	0	0	1	0	0	0	1
4/11	MISSOURI	*2B	4	1	1	0	0	0	0	0	0	0	0	1
4/12	MISSOURI	*2B	3	1	0	0	0	0	0	0	0	0	0	1
4/13	MISSOURI	*2B	3	0	0	0	0	0	0	0	0	0	0	2
4/15	at #8 Louisville	*2B	2	0	1	1	0	0	0	2	0	0	0	1
4/18	at Texas A&M	*2B	4	1	2	0	0	0	0	0	0	0	0	0
4/19	at Texas A&M	*2B	4	2	1	0	0	1	0	0	0	0	1	1
4/20	at Texas A&M	*2B	3	0	0	0	0	0	0	0	0	0	0	0
4/22	TENNESSEE TECH	*2B	4	2	2	3	0	0	1	1	0	1	1	0
4/25	#12 OLE MISS	*2B	2	0	0	0	0	0	0	2	0	0	0	1
4/26	#12 OLE MISS	*2B	4	0	0	0	0	0	0	0	0	0	0	1
4/27	#12 OLE MISS	*2B	4	1	3	0	0	0	0	0	0	0	0	0
5/1	at Tennessee	*2B	5	2	1	0	0	0	0	0	0	0	0	1
5/2	at Tennessee	*2B	3	0	0	0	0	0	0	1	0	0	0	2
5/3	at Tennessee	*2B	2	0	0	0	0	0	0	1	0	0	0	1
5/9	AUBURN	*2B	3	0	1	0	0	0	0	0	0	0	0	0
5/10	AUBURN	*2B	3	0	1	0	0	0	0	1	0	0	0	1
5/11	AUBURN	*2B	5	1	1	0	0	0	0	0	0	0	0	1
5/13	at Murray State	*2B	3	1	1	0	0	0	0	2	0	0	0	0
5/15	at Georgia	*2B	5	1	1	0	0	0	0	0	0	0	0	1
5/16	at Georgia	*2B	4	1	1	1	0	0	0	0	0	0	0	0
5/17	at Georgia	*2B	3	0	0	1	0	0	0	0	0	0	0	0
5/20	vs. Alabama	*2B	4	2	2	0	0	0	0	1	0	0	0	0
5/21	vs. #7 Florida	*2B	3	0	0	0	0	0	0	1	0	0	0	1
5/22	vs. #17 Mississippi State	*2B	3	0	0	0	0	0	0	0	0	0	0	0
5/24	vs. #7 Florida	*2B	1	1	1	0	0	0	0	1	0	0	0	0
5/30	vs. Kansas	*2B	3	0	0	0	0	0	0	0	0	0	0	2
5/31	vs. Kent State	*2B	2	0	0	0	0	0	0	0	0	0	0	0
6/1	vs. Kansas	*2B	4	2	1	0	0	0	0	0	0	0	0	0
6/1	vs. #8 Louisville	*2B	2	0	0	0	0	0	0	0	0	0	0	1



#9 • Josh Smith

6-5 • 220 • Fr. • L/L • LHP/OF
Saline, Mich. (Saline)

Outlook

Elite, two-way talent ... Is 17 months removed from Tommy John Surgery and has showed huge strides in his development, showing an above-average fastball during the fall practice season ... Has a competitive approach in the left-handed box with good power potential ... Can impact UK immediately as a freshman.

High School

Earned four letters for coach Scott Thersen at Saline High School ... Had Tommy John surgery as a senior and did not pitch, but hit .380 with 19 doubles, four homers, 29 RBI and nine steals at the plate in 2015 ... As a junior, went 5-0 with a 0.72 ERA, striking out 62 in 28 innings with four saves ... Hit .429 over 52 hits as a junior with 26 doubles, five homers and 38 RBI, stealing 12 bases ... On the mound as a sophomore, had a 1-0 record and a 1.83 ERA with 17 strikeouts in 18 innings ... Hit .591 with two doubles as a sophomore ... Had a 2-0 record with a 2.41 ERA in 21 innings as a freshman, hitting .582 with a double and RBI ... Led team to four straight district championships, regional championships as a sophomore and junior and a state runner-up finish as a sophomore ... First-team all-conference twice and second-team all-state as a senior.

Personal

Full name is Joshua David Smith ... Son of David and Patricia ... Has an older brother, Michael (24) ... Born in Dearborn, Mich ... Dad played basketball at the University of Michigan-Dearborn.



#16 • Troy Squires

5-11 • 190 • R-So. • L/R • IF/C
Elizabethtown, Ky.
(Central Hardin)

• SEC Academic Honor Roll (2015)

Outlook

Versatile player served as UK's No. 3 catcher in 2015 and has the ability to play second base and the corner infield spots ... Earns consistent praise from the coaching staff for his feel for the game, toughness and leadership abilities ... Played in 14 games in his debut season in 2015 after redshirting ... Has good arm strength.

Summer

Joined Jared Proctor and Justin Lewis on Elmira in the PGCB ... Played in 26 games, batting .221 (21-for-95) with 11 runs, three doubles and 13 RBI, stealing two bases ... Had 10 walks and 10 strikeouts ... Collected six multi-hit games.



2015

Served as UK's No. 3 catcher, playing in 14 games off the bench ... Was 0-for-8 at the plate, but scored a run and was hit by a pitch ... Came off the bench to play third base seven times, serving as catcher five times ... Was called on to pinch run once and pinch hit six times ... Was hit by a pitch at Arkansas.

2014

Redshirted season ... Served a vital role as a bullpen catcher ... Earned spots on postseason trips due to his value as an extra catcher.

High School

Helped lead team to a state championship sophomore year ... Four-time regional champion ... Also won the district championship all five seasons ... Tabbed second-team all-state senior year...Named to the East/West All-Star Game as a junior and senior ... Named first-team all-region for three seasons ... Holds the school record in career hits, career RBI, career assists, and career games played ... Named to the Honor Roll and Academic All-State ... Played basketball all four years in high school.

Personal

Full name is Troy Allen Squires ... Born in Louisville, Ky. ... Son of Mary Ann and Scott Squires ... Has an older brother, Ryan (21), and a younger sister, Erika (18) ... Father played baseball at Lindsey Wilson College ... Brother plays baseball at Campbellsville University ... Grandfather played baseball for the White Sox organization.

Career Stats

All Games

Year	GP-GS	Avg.	AB	R	H	2B	3B	HR	RBI	BB	SO	SB-A
2015	14-0	.000	8	1	0	0	0	0	1	0	3	0-0

SEC Games

Year	GP-GS	Avg.	AB	R	H	2B	3B	HR	RBI	BB	SO	SB-A
2015	5-0	.000	3	0	0	0	0	0	0	0	1	0-0

Miscellaneous

Year	SAC	SF	HBP	OBP	SLG	2-out H	2-out RBI	PO	A	E	FLD
2015	0	0	1	.111	.000	0	0	7	5	0	1.000

2015 Batting Game-by-Game

Date	Opponent	GS	AB	R	H	RBI	2B	3B	HR	BB	SB	CS	HBP	K
2/14	vs. Richmond	3B	1	0	0	0	0	0	0	0	0	0	0	1
2/20	at #16 UC Santa Barbara	C	1	0	0	1	0	0	0	0	0	0	0	0
2/28	vs. Neb.-Omaha	PH	1	0	0	0	0	0	0	0	0	0	0	1
3/1	vs. Mount St. Mary's	PH/3B	1	0	0	0	0	0	0	0	0	0	0	0
3/3	MURRAY STATE	PR/3B	0	1	0	0	0	0	0	0	0	0	0	0
3/8	NORTHERN KENTUCKY	C	0	0	0	0	0	0	0	0	0	0	0	0
3/11	at Cincinnati	C	0	0	0	0	0	0	0	0	0	0	0	0
3/21	#20 MISS. STATE	PH	1	0	0	0	0	0	0	0	0	0	0	1
3/22	#20 MISS. STATE	C	0	0	0	0	0	0	0	0	0	0	0	0
3/24	at Western Kentucky	3B	0	0	0	0	0	0	0	0	0	0	0	0
4/11	at Arkansas	PH/3B	0	0	0	0	0	0	0	0	0	0	1	0
4/21	XAVIER	PH/3B	1	0	0	0	0	0	0	0	0	0	0	0
5/1	#6 VANDERBILT	PH/3B	1	0	0	0	0	0	0	0	0	0	0	1
5/9	GEORGIA	C	1	0	0	0	0	0	0	0	0	0	0	0



#29 • Zach Strecker

6-4 • 225 • R-Sr. • R/R • RHP
Louisville, Ky. (Eastern)

- SEC Academic Honor Roll (2015)
- SEC Academic Honor Roll (2014)
- 2013 Prospect League Summer All-Star
- SEC Academic Honor Roll (2013)

Outlook

Workhorse, strike-throwing reliever has appeared in 59 games in his career as a true walk-on who earned his way on the team ... Came to UK in 2012, redshirted the season, before becoming a key member of UK's relief group in 2013 ... Has become a weapon in the bullpen, with an ability to work several innings in the middle of a game or toss late, key innings ... Worked three innings, allowing only an unearned run, in heroic fashion as UK won the series opener at No. 1 LSU in extra innings, working out of a bases-loaded, one-out jam to earn his first SEC win ... Allowed only three of 23 inherited runners to score in 2015 ... A strong 6-foot-4 frame pitcher with a funky right-handed delivery that can present challenges, has a swing and miss split-finger offering that can also induce ground balls ... Has been a durable starter in summer ball, including tossing 57 innings with a 7-2 record and a 2.17 ERA in 2015 in the Northwoods League.

Read more about
Zach Strecker
on page 76

Summer

Continued his stretch of dominating summers in his collegiate career, pitching in 11 games with nine starts in the Northwoods League ... Had a 7-2 record and a 2.17 ERA, tossing 57 innings, allowing 54 hits and 24 walks, striking out 35 ... Worked seven quality starts, including a summer-long eight innings with two earned runs on July 23 ... Won five consecutive appearances from July 12 to Aug. 5, before working an inning in relief in the lone Stingers playoff game of the summer.

2015

Led the team with 25 appearances in relief, owning a 2-2 record and a 4.45 ERA with one save ... Tossed 30.1 innings, allowing 32 hits – 28 singles – and only eight walks, striking out 26 ... Held opponents to a .271 average, allowing four extra-base hits (two homers) ... Appeared in 11 games in SEC play, with a 1-2 record and a 4.91 ERA, saving one game in 14.2 innings, striking out 12 ... Pitched in nine games at night without allowing an earned run (13.1 IP) ... Inherited 23 runners, allowing only three to score ... Ranked 13th in the SEC in appearances ... Had a 4.00 ERA (9 IP) in eight away games ... Had a 9.00 ERA (1 IP) in Feb., a 3.77 ERA (14.1 IP) in March, a 0.00 ERA (6.2 IP) in April, and a 8.64 ERA (8.1 IP) in May ... Pitched in eight games vs. top-25 opponents, sporting a 1-1 record and a 3.60 ERA in 10 innings ... Allowed a run on a walk in 0.1 innings in the second game of the season vs. Richmond for his season debut ... Tossed 2.2 perfect innings vs. Mount St. Mary's, fanning five of the seven outs he recorded ... Struck out five vs. Murray State, earning his first win ... Tossed 1.2, one-hit innings in a 10-2 win over No. 20 Mississippi State ... Earned his

second win in heroic fashion in extra innings at No. 1 LSU, tossing three innings, allowing four hits and an unearned run, walking two ... He wiggled out of a bases-loaded, one-out jam in the bottom of the ninth inning after getting a grounder to plunk the baserunner at first base ... Tossed 1.2 shutout innings at Arkansas ... Worked 1.2 shutout at No. 5 Florida, walking two with two strikeouts ... Earned his first career save with the final five outs vs. Georgia in the series opener, striking out three ... Worked 2.2 innings in the SEC Tournament vs. Auburn ... Started eight games for the Valley Blue Sox in the New England Collegiate Baseball League ... Had a 2-5 record and a 3.19 ERA in 50.2 innings, allowing just eight walks, 54 hits and striking out 30 ... Worked at least six innings in all but one start, including at least seven innings in five starts.

2014

Pitched in 18 games with a 0-1 record and a 3.80 ERA in his sophomore season ... Worked 21.1 innings, allowing 10 hits and striking out 21 ... Opened the year as the first reliever called upon in a save situation to replace UK career record holder Trevor Gott, who shattered UK's relief records until signing in the draft in 2013 ... Moved into a middle relief, right-handed set-up man role in the middle of the season ... Worked in seventh SEC games, with a 4.26 ERA in 6.1 innings ... Appeared in 11 non-SEC games, with a 3.60 ERA in 15 innings ... Had a 2.70 ERA in nine games that UK won ... Worked five one-run innings in relief in the SEC and NCAA Tournament ... Inherited 12 runners and allowed only five to score ... Got the final out of UK's season-opening win over No. 1 Virginia ... Came on to try and get the save vs. VMI before a two-out error allowed two runs to score and suffering his first loss of the year ... Worked shutout innings vs. Wright State and Cincinnati, before earning the save opportunity vs. Ball State, UK's second save chance of the year ... Came on and allowed three runs on three hits and a walk, with UK suffering the loss in extra innings ... Worked two shutout innings vs. Missouri, before stretching out with extended outings vs. Tennessee Tech and No. 12 Ole Miss ... With UK's pitching staff decimated by injuries and early round games, came on in relief of a 12 inning thriller vs. Mississippi State in the SEC Tournament, tossing a season-long 3.1 innings to keep UK in the game ... Had the best outing of his season in an emotion-filled outing at No. 8 Louisville in the NCAA Louisville Regional Championship, working around two singles and a walk in 2.2 shutout innings ... Had an all-star summer in the Prospect League with the Slippery Rock Sliders, where he teamed with UK outfielder Storm Wilson ... Was a workhorse in the league, going 5-2 with a 2.27 ERA in 10 games and eight starts ... Worked 63.1 innings, allowing five walks and 66 hits, striking out 28 ... Strecker worked one shutout and worked at least six innings in all eight of his starts ... Was named an all-star, pitching a scoreless inning for the East squad ... Worked a season-low six innings in his first start of the summer, winning his first three starts ... Worked eight shutout innings on June 19, seven shutout innings on June 26 ... Worked a complete game on July 20.

2013

Became a key right-handed reliever as a redshirt freshman ... Appeared in 16 games in relief, with a 1-1 record and a 2.35 ERA ... Tossed 15.1 innings, allowing 15 hits and five walks, striking out

15 ... Allowed opponents to hit .246 ... ERA was inflated after a UK outfielder lost a fly ball in the sun at Ole Miss with two outs, allowing two runs to score ... Appeared in five SEC games, working 3.1 innings, with the only runs allowed coming on the dropped fly ball at Ole Miss ... In 11 non-SEC games, had a 1-1 record and a 1.50 ERA in 12 innings, allowing 11 hits, two walks and 11 strikeouts ... Pitched in 11 games at Cliff Hagan Stadium, with a 1-0 mark and a 1.08 ERA in 8.1 innings ... Ranked second on the team with 12.3 ground-ball outs forced per nine innings ... With runners in scoring position, held opponents to a .192 average ... Inherited 18 runners, allowing just seven to score (39-percent) ... Without the dropped fly ball at Ole Miss, which allowed two of his four earned runs on the year to score, had a 1-1 record and a 1.20 ERA ... Made collegiate debut in the second game of the year, striking out two in a perfect, nine-pitch inning ... Came on to get right-handed hitters out late in the game vs. Kansas State, Murray State, Eastern Kentucky and Akron, allowing his first career run vs. Akron ... Worked 1.1 perfect innings vs. Michigan State ... Earned his first career win with 2.1 shutout, one-hit innings vs. Ohio ... Had a heroic outing in an 18-inning marathon at Western Kentucky, taking the mound in the bottom of the 14th inning with the bases loaded and no outs, wiggling out of the jam and tossing three more shutout innings for a depleted UK pitching staff, before WKU got a leadoff solo homer in the bottom of the 18th inning for a walk-off win ... Three days later, returned to the mound in a loss at No. 16 Ole Miss, getting one out and inducing a fly ball to rightfield that was lost in the sun, allowing two runs to score on his line with a two-run triple ... Played in the Midwest League with the DeKalb County Liners ... Appeared in 13 games with six starts, owning two saves, a 3-2 record and a 1.93 ERA ... Tossed 42 innings, walking 13, allowing 34 hits and striking out 25 ... In his summer debut, tossed seven, one-run innings on June 2 ... Worked as a starter late in the year, hurling 24 innings over his last four outings.

2012

Redshirted season.

High School

A two-time first-team all-district honoree for coach John Morris at Eastern High School ... Led team in home runs (six) and shutout games pitched (two) during senior season ... Won Most Offensive Award, MVP, and Coaches Award as a senior ... Won pitching award as a junior and a senior ... Played in 6th/7th Region Senior All-Star game.

Personal

Full name is Zachary Adam Strecker ... Son of Fred and Elaine ... Born in Louisville, Ky. ... Has a brother, Fred (29) and a sister, Courtney (30).

Career Stats

All Games

Year	G-GS	W-L	ERA	SV	CG	SH	IP	H	R	ER	BB	SO
2013	16-0	1-1	2.35	0	0	0	15.1	15	7	4	5	15
2014	18-0	0-1	3.80	0	0	0	21.1	30	15	9	10	21
2015	25-0	2-2	4.45	1	0	0	30.1	32	17	15	8	26
Totals	59-0	3-4	3.76	1	0	0	67.0	77	39	28	23	62

SEC Games

Year	G-GS	W-L	ERA	SV	CG	SH	IP	H	R	ER	BB	SO
2013	5-0	0-0	5.40	0	0	0	3.1	4	2	2	3	4
2014	7-0	0-0	4.26	0	0	0	6.1	10	4	3	4	5
2015	11-0	1-2	4.91	1	0	0	14.2	18	9	8	4	12
Totals	23-0	1-2	4.81	1	0	0	24.1	32	15	13	11	21

Career Bests

Innings	4.0 at Western Kentucky (4/23/13)
Strikeouts	5, 3x, last vs. Murray State (3/1/15)
Pitches Thrown	52 at Western Kentucky (4/23/13)

2015 Pitching Game-by-Game

Date	Opponent	GS	IP	H	R	ER	BB	SO	2B	3B	HR	W-L	SV	ERA	NP
2/14	vs. Richmond	0.1	0	1	1	1	0	0	0	0	0	0-0	0	27.00	13
2/22	at #16 UC Santa Barbara	0.1	1	0	0	0	0	0	0	0	0	0-0	0	13.50	13
2/27	vs. Neb.-Omaha	0.1	1	0	0	0	0	0	0	0	0	0-0	0	9.00	15
3/1	vs. Mount St. Mary's	2.2	0	0	0	0	5	0	0	0	0	0-0	0	2.45	28
3/3	MURRAY STATE	2.0	2	2	1	1	5	0	0	0	0	1-0	0	3.18	40
3/8	NORTHERN KENTUCKY	0.2	2	2	2	0	0	1	0	0	0	1-0	0	5.68	11
3/11	at Cincinnati	0.2	1	0	0	0	0	0	0	0	0	1-0	0	5.14	9
3/17	OHIO	0.1	0	0	0	0	0	0	0	0	0	1-0	0	4.91	2
3/20	#20 MISS. STATE	1.2	1	0	0	0	0	0	0	0	0	1-0	0	4.00	19
3/25	MOREHEAD STATE	1.2	0	0	0	0	1	0	0	0	0	1-0	0	3.38	23
3/27	at #1 LSU	3.0	4	1	0	2	0	0	0	0	0	2-0	0	2.63	41
3/29	at #1 LSU	0.2	3	2	2	0	0	0	0	0	0	2-0	0	3.77	11
3/31	INDIANA	1.0	1	1	1	0	1	0	0	1	2-0	0	4.11	11	
4/10	at Arkansas	1.2	1	0	0	0	2	0	0	0	0	2-0	0	3.71	25
4/14	WESTERN KENTUCKY	1.2	1	0	0	1	1	1	0	0	0	2-0	0	3.38	33
4/18	TENNESSEE	0.1	1	0	0	0	1	0	0	0	0	2-0	0	3.32	7
4/21	XAVIER	1.0	0	0	0	0	1	0	0	0	0	2-0	0	3.15	9
4/24	at #7 Florida	1.2	0	0	0	2	2	0	0	0	0	2-0	0	2.91	27
4/28	at #3 Louisville	0.1	0	0	0	0	0	0	0	0	0	2-0	0	2.86	1
5/2	#6 VANDERBILT	0.2	0	0	0	0	1	0	0	0	0	2-0	0	2.78	11
5/3	#6 VANDERBILT	1.2	2	2	2	0	3	0	0	1	2-1	0	3.33	22	
5/8	GEORGIA	1.2	1	0	0	0	3	0	0	0	0	2-1	1	3.12	25
5/10	GEORGIA	1.0	2	2	2	0	0	0	0	0	0	2-2	1	3.67	17
5/16	at Missouri	0.2	3	2	2	0	0	0	0	0	0	2-2	1	4.23	20
5/19	vs. Auburn	2.2	5	2	2	1	0	0	0	0	0	2-2	1	4.45	36

2014 Pitching Game-by-Game

Date	Opponent	GS	IP	H	R	ER	BB	SO	2B	3B	HR	W-L	SV	ERA	NP
2/14	vs. #1 Virginia	0.1	0	0	0	0	0	1	0	0	0	0-0	0	0.00	4
2/16	vs. VMI	0.1	2	2	0	0	0	0	0	0	0	0-1	0	0.00	15
2/25	WRIGHT STATE	1.0	0	0	0	0	1	0	0	0	0	0-1	0	0.00	13
3/5	CINCINNATI	1.0	0	0	0	0	3	0	0	0	0	0-1	0	0.00	14
3/7	BALL STATE	1.0	3	3	2	1	2	1	0	0	0	0-1	0	4.91	33
3/18	WESTERN KENTUCKY	1.0	2	0	0	0	2	0	0	0	0	0-1	0	3.86	17
3/23	#1 SOUTH CAROLINA	0.1	0	0	0	0	1	0	0	0	0	0-1	0	3.60	3
3/26	XAVIER	1.1	3	2	0	1	1	0	0	0	0	0-1	0	2.84	26
3/29	at #5 Vanderbilt	0.1	2	2	1	0	1	0	0	0	0	0-1	0	4.05	17
4/11	MISSOURI	0.0	1	1	1	0	0	0	0	0	0	0-1	0	5.40	4
4/12	MISSOURI	2.0	2	0	0	1	2	1	0	0	0	0-1	0	4.15	35
4/22	TENNESSEE TECH	2.1	3	2	2	1	3	2	0	1	0	0-1	0	4.91	41
4/26	#12 OLE MISS	2.2	2	1	1	2	1	0	0	0	0	0-1	0	4.61	39
5/1	at Tennessee	1.0	2	0	0	0	0	0	0	0	0	0-1	0	4.30	7
5/13	at Murray State	0.2	1	0	0	1	0	0	0	0	0	0-1	0	4.11	10
5/17	at Georgia	0.0	1	0	0	1	0	0	0	0	0	0-1	0	4.11	10
5/22	vs. #17 Mississippi State	3.1	4	2	2	1	1	0	0	0	0	0-1	0	4.34	42
6/1	vs. #8 Louisville	2.2	2	0	0	1	2	0	0	0	0	0-1	0	3.80	31

2013 Pitching Game-by-Game

Date	Opponent	GS	IP	H	R	ER	BB	SO	2B	3B	HR	W-L	SV	ERA	NP
2/17	vs. Niagara	1.0	0	0	0	0	0	2	0	0	0	0-0	0	0.00	9
2/21	vs. Kansas State	0.1	0	0	0	0	0	1	0	0	0	0-0	0	0.00	4
2/26	MURRAY STATE	0.2	0	0	0	0	0	1	0	0	0	0-0	0	0.00	10
2/27	EASTERN KENTUCKY	0.0	0	0	0	1	0	0	0	0	0	0-0	0	0.00	4
3/3	AKRON	0.2	3	1	1	0	0	0	0	0	0	0-0	0	3.38	6
3/9	MICHIGAN STATE	1.1	0	0	0	0	0	0	0	0	0	0-0	0	2.25	10
3/12	OHIO	2.1	1	0	0	0	1	0	0	0	0	1-0	0	1.42	30
3/19	WESTERN KENTUCKY	0.0	1	0	0	0	0	0	0	0	0	1-0	0	1.42	7
3/27	MARSHALL	1.0	0	0	0	0	0	0	0	0	0	1-0	0	1.23	8
3/30	GEORGIA	0.2	1	0	0	0	1	0	0	0	0	1-0	0	1.12	14
4/5	at #2 LSU	1.1	1	0	0	0	3	1	0	0	0	1-0	0	0.96	17
4/13	TENNESSEE	0.2	1	0	0	0	1	1	0	0	0	1-0	0	0.90	8
4/16	#8 LOUISVILLE	0.2	2	3	0	0	1	1	0	0	0	1-0	0	0.84	15
4/23	at Western Kentucky	4.0	4	1	1	1	5	0	0	0	1	1-1	0	1.23	52
4/26	at #16 Ole Miss	0.1	1	2	2	2	0	0	1	0	0	1-1	0	2.40	17
5/11	#1 VANDERBILT	0.1	0	0	0	0	0	0	0	0	0	1-1	0	2.35	2



#12 • Daniel Tillo

6-5 • 215 • Fr. • L/L • LHP

Sioux City, Iowa (Sioux City North)

Outlook

A physical 6-foot-5 left-handed pitcher with a firm fastball that shows very good movement and deception ... Excelled during the fall practice season, not allowing a run ... Is an aggressive strike thrower who has shown good feel for his breaking ball ... Iowa's 2015 Mr. Basketball, averaged 24.5 points, nine rebounds and 4.3 assists per game in 2014-15, connecting on 43.8 percent of his 137 3-point attempts.

High School

Iowa Mr. Basketball ... Coached in baseball by Rory Jackson at Sioux City North ... Three-sport star, playing basketball and football in each season ... On the hardwood as a senior averaged 24.5 points, nine rebounds and 4.3 assists per game in 2014-15, connecting on 43.8 percent of his 137 3-point attempts ... Scored over 2,000 points in his career ... As a junior, had a 6-0 record with a 0.98 ERA in 43 innings, also hitting .495 with two homers and 36 RBI.

Personal

Full name is Daniel Vincent Tillo ... Son of Vince and Susan ... Born in Sioux City, Iowa ... Has three brothers, Mike (26), Nick (24) and Alex (17) ... Nick played baseball collegiately, including at Southwest Minnesota State.



#19 • Evan White

6-3 • 200 • So. • R/L • 1B/OF

Gahanna, Ohio (Gahanna Lincoln)

• Preseason SEC Best Defensive 1B

(Baseball America)

• 2016 Preseason No. 29 College Prospect for

2017 MLB Draft (D1Baseball)

• 2015 Freshman All-SEC (1B)

• 2015 SEC All-Defensive Team (1B)

• 2015 SEC First-Year Academic Honor Roll

Outlook

Standout right-handed hitting first baseman who is coming off an Freshman All-SEC season in 2015 ... A left-handed thrower, is regarded by the coaching staff as the best defensive first baseman in the nation ... Has an ability to spray line drives all over the field at the plate ... Can be a middle of the order run producer, with a great feel for the game ... Stayed in Lexington during the summer and his dedication to adding weight to his projectable frame is noticeable ... Is a great athlete, who flies down the line from home-to-first, and has an ability to play centerfield in professional baseball ... Reached base safely in 47 of his first 52 collegiate games ... Joined fellow classmates Zach Logue and Riley Mahan in starring on the Ohio high school baseball circuit in 2014.

Read more about
Evan White
on page 77

2015

Started 52 games in his collegiate debut, earning Freshman All-SEC honors and was named the first baseman on the SEC All-Defensive Team ... Hit .318 (69-for-217) with 12 doubles, one triple, two homers and 28 RBI ... Had a .410 slugging and a .369 on-base percentage ... Stole 3-of-4 bases ... Had four sac flies and laid down a sac bunt ... Scored 27 runs and had a 15-33 walk-strikeout ratio, getting hit by five pitches ... Reached base safely in 47 of 52 games ... Was removed from a start vs. Northern Kentucky in March due to a minor injury, missing the ensuing three games ... In SEC play, hit .296 (37-for-125) with 16 runs, eight doubles, one triple, one homer and 15 RBI, with a .758 OPS ... Had 20 multi-hit games and five multi-RBI games ... Ran up a 13 game hitting streak and finished the year on a three-game stretch ... Primarily hit second in the order (41 times), also hitting leadoff once ... Hit .330 with runners on base, .500 with the bases loaded and .362 with runners in scoring position ... Had 18 two-out hits and 10 two-out RBI ... Had a hit in his first 11 NCAA games ... Batted .319 in home games with 10 doubles and 11 RBI ... Hit each of his homers on the road, with a .302 average in 22 road games ... In games UK won, batted .397 with 19 RBI ... Hit .316 (12-for-38) in Feb., .329 (23-for-70) in March, .328 (20-for-61) in April, and .292 (14-for-48) in May ... Had a .292 (7-for-24) with two doubles and a triple in five games vs. No. 1 ranked teams ... Went 3-for-5 in his NCAA debut in the season opener vs. Ball State ... belted his first career homer at Southern California (vs. Tyler Gilbert) ... Had a career-high three walk game vs. Murray State in the first end of a doubleheader ... Was removed from the second game of the doubleheader after suffering a minor injury, snapping his 11-game hitting streak with an 0-for-2 outing ... Returned four games later to go 2-for-4 against Cincinnati in the Queen City ... Went a career-high 4-for-7 in an 11-inning marathon at No. 1 LSU in the series finale rubber match win ... Also went 3-for-7 at Arkansas ... Had seven consecutive two-hit games spanning the Tennessee and Florida series ... Went 3-for-4 in the regular-season finale at Missouri with three RBI and his second homer, in a must-win game ... Was 1-for-4 in the SEC Tournament.

High School

The All-Ohio Baseball Player of the Year ... Set school records for hits in a season (50), career doubles and RBI ... Rated as the 13th best Ohio prospect available in the 2014 MLB Draft ... Played for coach Mike Shade at Gahanna Lincoln ... Earned first-team All-State, All-Region and All-District honors as a junior and senior ... Also earned all-district and all-conference honors as a sophomore and honorable mention accolades as a freshman ... Led team to the regional championship as a junior and senior and three district championships ... Played basketball as a freshman.

Personal

Full name is Evan McKee White ... Son of Joe and Erin ... Has a brother, Jarod (15) and a sister, Kendall (11) ... Born in Columbus, Ohio ... Grandfather and uncle played in the Cincinnati Reds organization.

Career Stats

All Games

Year	GP-GS	Avg.	AB	R	H	2B	3B	HR	RBI	BB	SO	SB-A
2015	52-52	.318	217	27	69	12	1	2	28	15	33	3-4

SEC Games

Year	GP-GS	Avg.	AB	R	H	2B	3B	HR	RBI	BB	SO	SB-A
2015	29-29	.296	125	16	37	8	1	1	15	8	22	0-0

Miscellaneous

Year	SAC	SF	HBP	OBP	SLG	2-out H	2-out RBI	PO	A	E	FLD
2015	1	4	5	.369	.410	18	10	512	29	1	.998

Career Highs

Hits	4 at LSU (3/29/15)
RBI	3, twice, last at Missouri (5/16/15)
Runs Scored	2, 5x, last at Missouri (5/16/15)
Hitting Streak	13 (3/14/15 - 4/4/15)

2015 Batting Game-by-Game

Date	Opponent	GS	AB	R	H	RBI	2B	3B	HR	BB	SB	CS	HBP	K
2/13	vs. Ball State	*1B	5	0	3	0	0	0	0	0	0	0	0	0
2/14	vs. Richmond	*1B	4	0	2	1	0	0	0	0	0	0	0	1
2/19	at Southern Cal	*1B	4	1	1	1	0	0	1	0	0	0	0	2
2/20	at #16 UC Santa Barbara	*1B	3	1	1	1	0	0	0	0	0	0	0	0
2/21	at #16 UC Santa Barbara	*1B	4	0	1	0	0	0	0	0	0	0	0	1
2/22	at #16 UC Santa Barbara	*1B	5	0	1	2	0	0	0	0	0	1	0	0
2/27	vs. Neb.-Omaha	*1B	5	1	1	0	0	0	0	1	0	0	0	0
2/28	vs. Neb.-Omaha	*1B	4	0	1	0	0	0	0	0	1	0	0	1
2/28	vs. Northeastern	*1B	4	1	1	1	0	0	0	0	0	0	0	0
3/1	vs. Mount St. Mary's	*1B	4	1	2	1	0	0	0	0	0	0	0	0
3/3	MURRAY STATE	*1B	2	0	1	1	1	0	0	3	1	0	0	0
3/3	MURRAY STATE	*1B	2	0	0	0	0	0	0	0	0	0	0	1
3/7	NORTHERN KENTUCKY													
3/8	NORTHERN KENTUCKY													
3/8	NORTHERN KENTUCKY													
3/11	at Cincinnati	*DH	4	0	2	1	0	0	0	0	0	0	0	0
3/13	at #7 South Carolina	*1B	3	0	0	0	0	0	0	1	0	0	0	1
3/14	at #7 South Carolina	*1B	5	1	1	0	0	0	0	0	0	0	0	0
3/15	at #7 South Carolina	*1B	5	0	1	1	0	0	0	0	0	0	0	2
3/17	OHIO	*1B	3	0	1	1	0	0	0	1	0	0	0	0
3/20	#20 MISS. STATE	*1B	5	1	2	0	1	0	0	0	0	0	0	2
3/21	#20 MISS. STATE	*1B	4	0	1	1	0	0	0	0	0	0	1	2
3/22	#20 MISS. STATE	*1B	4	0	1	1	1	0	0	1	0	0	0	0
3/24	at Western Kentucky	*1B	4	1	2	0	0	0	0	0	0	0	0	0
3/25	MOREHEAD STATE	*1B	5	1	1	0	0	0	0	0	0	0	0	2
3/27	at #1 LSU	*1B	5	1	1	0	0	1	0	0	0	0	1	0
3/28	at #1 LSU	*1B	4	0	1	0	0	0	0	1	0	0	0	1
3/29	at #1 LSU	*1B	7	1	4	2	1	0	0	0	0	0	0	2
3/31	INDIANA	*1B	4	0	2	1	0	0	0	0	0	0	1	0
4/4	#1 TEXAS A&M	*1B	4	1	1	0	1	0	0	0	0	0	0	1
4/4	#1 TEXAS A&M	*1B	4	0	0	0	0	0	0	0	0	0	0	1
4/10	at Arkansas	*1B	3	0	0	0	0	0	0	2	0	0	0	0
4/11	at Arkansas	*1B	7	2	3	0	0	0	0	0	0	0	0	1
4/12	at Arkansas	*1B	4	1	1	0	0	0	0	0	0	0	0	0
4/14	WESTERN KENTUCKY	*1B	5	1	2	0	0	0	0	0	0	0	0	1
4/16	TENNESSEE	*1B	4	0	2	2	1	0	0	0	0	0	0	0
4/17	TENNESSEE	*1B	4	1	2	1	1	0	0	0	0	0	0	0
4/18	TENNESSEE	*1B	4	2	2	0	1	0	0	0	0	0	0	0
4/28	at #3 Louisville	*1B	5	0	1	1	0	0	0	0	0	0	0	0
5/1	#6 VANDERBILT	*1B	5	0	0	0	0	0	0	0	0	0	0	1
5/2	#6 VANDERBILT	*1B	4	1	2	1	0	0	0	1	0	0	0	0
5/3	#6 VANDERBILT	*1B	4	1	1	0	0	0	0	0	0	0	0	1
5/6	#2 LOUISVILLE	*1B	4	0	1	1	1	0	0	0	0	0	0	0
5/8	GEORGIA	*1B	3	0	1	0	0	0	0	1	0	0	0	1
5/9	GEORGIA	*1B	5	0	0	1	0	0	0	0	0	0	0	0
5/10	GEORGIA	*1B	4	0	2	0	0	0	0	0	0	0	0	0
5/12	NORTHERN KENTUCKY	*1B	3	2	2	0	1	0	0	2	1	0	0	0
5/14	at Missouri	*1B	4	0	0	0	0	0	0	0	0	0	0	1
5/15	at Missouri	*1B	4	2	3	3	0	0	1	1	0	0	0	0
5/16	at Missouri	*1B	4	2	3	3	0	0	1	1	0	0	0	0
5/19	vs. Auburn	*1B	4	0	1	0	0	0	0	0	0	0	0	2



#30 • Bo Wilson

5-11 • 180 • Sr. • R/R • RHP
 Brandenburg, Ky.
 (Meade Co./Air Force Academy)

• 2015 SEC First-Year Academic Honor Roll

Outlook

Transferred from Air Force Academy for the 2015 season and became a go-to weapon late in the year ... Arrived at Kentucky with a low arm slot and has dropped down to a true sidearm delivery, which presents matchup problems for right-handed hitters ... Is as tough as nails competitor with good athleticism and an ability to pitch in key situations ... Is a great story, as he was the top reliever for his first two seasons at Air Force ... A civil engineering major at AFA, he did not pass the vision test in depth perception required for pilots following his sophomore year in 2014 ... After his junior season, Wilson would have been committed to five years of active duty, for a total commitment of nine years, without the option of becoming a pilot, his lifelong goal ... Because the opportunity to live out his dream and follow in his father's footsteps of being a pilot was no longer an option, the NCAA granted a waiver that allowed him to compete immediately ... Appeared in 48 games in two years with Air Force, with two saves in 81.2 innings.

Read more about
 Bo Wilson
 on page 78

Summer

Worked in 12 games in relief in the regular season for Aldie, owning a 2-0 record and a 5.92 ERA with five saves in 13.2 innings ... Allowed only three walks, with 18 hits and six strikeouts ... Earned a three-inning save with only a hit allowed on June 25.

2015

Came on strong as a relief weapon late in the year, finishing with a 0.82 ERA and a save in 11 appearances ... Tossed 11 innings, allowing 10 hits and one earned run, walking six and striking out eight ... Allowed opponents to hit .244, with just one of his 10 hits surrendered going for extra bases ... Worked five shutout appearances in SEC play, with a save and four hits allowed in 4.2 innings, walking two and striking out two ... Did not allow an earned run in four innings, walking three and striking out three ... Inherited seven runners, allowing only three to score ... Allowed a run in his first appearance of the year at Southern California and unearned runs in his following two appearances, before working scoreless outings in his following seven outings ... Worked out of a jam in a win over Missouri, stranding two runners and getting his first career save in 1.1 innings, striking out two ... Fanned two in a shutout inning vs. Auburn in the SEC Tournament.

Air Force (2014)

Appeared in a team-leading 27 games, with seven starts, owning a 5-3 record and a 4.92 ERA ... Worked 56.2 innings, allowing 68 hits and just 13 walks, striking out 43, not allowing a homer ... The leading pitcher on the staff in conference games, owning a 3-2 mark and a 3.73 ERA in 16 games and two starts, tossing 31.1 innings

with eight walks and 23 strikeouts.

Air Force (2013)

Served as the closer for the club in his collegiate debut, appearing in 21 games in relief ... Had two saves, ninth in the league, and 11 games finished, seventh-best in the conference ... Led all Air Force relievers with a 5.40 ERA ... Struck out 17 and walked only three in 25 innings, sporting a 1-0 record ... Picked up first career win vs. San Diego State, earning saves vs. St. Bonaventure and Nevada ... Had a stretch of 10 consecutive outings without allowing an earned run ... Pitched in a career-long four innings vs. Gardner-Webb ... Earned Academic All-Mountain West honors.

High School

Lettered four years in baseball, basketball and football at Meade County High School ... Earned all-state, all-area, all-region, area pitcher of the year accolades as a senior ... All-region as a sophomore and junior ... All-area as a freshman ... All-area in football and basketball as a junior and senior ... All-region in basketball as a senior ... National Honors Society member ... Academic all-state in all three sports ... High school baseball coach was Todd Clanton ... Played summer ball for the Louisville Baseball Club, coached by Corky Morse.

Personal

Born in Newman, Ga. ... Son of Ben and Maggie Wilson ... Has two younger siblings, brother Tate (19) and sister Katie (16) ... Grandfather, Bud Wilson, attended UK ... Was the fifth member of his family to attend the Air Force Academy, including his father, who played baseball.

Career Stats

All Games

Year	G-GS	W-L	ERA	SV	CG	SH	IP	H	R	ER	BB	SO
*2013	21-0	1-0	5.40	2	0	0	25.0	36	17	15	3	17
*2014	27-7	5-3	4.92	0	0	0	56.2	68	37	31	13	43
2015	11-0	0-0	0.82	1	0	0	11.0	10	3	1	6	8
Totals	59-7	6-3	4.56	3	0	0	92.2	114	57	47	22	68

* at Air Force Academy

SEC Games

Year	G-GS	W-L	ERA	SV	CG	SH	IP	H	R	ER	BB	SO
2015	5-0	0-0	0.00	1	0	0	4.2	4	0	0	2	2

Career Bests

Innings	2.1 vs. Neb.-Omaha (2/28/15)
Strikeouts	2, twice, last vs. Auburn (5/19/15)
Pitches Thrown	45 vs. Neb.-Omaha (2/28/15)

2015 Pitching Game-by-Game

Date	Opponent	GS	IP	H	R	ER	BB	SO	2B	3B	HR	W-L	SV	ERA	NP
2/19	at Southern Cal		1.0	1	1	1	1	0	0	0	0	0-0	0	9.00	19
2/28	vs. Neb.-Omaha		2.1	2	1	0	2	1	0	0	0	0-0	0	3.00	45
3/17	OHIO		0.1	0	1	0	0	1	0	0	0	0-0	0	2.70	6
3/21	#20 MISS. STATE		0.1	1	0	0	0	0	1	0	0	0-0	0	2.45	4
4/26	at #7 Florida		1.0	1	0	0	0	0	0	0	0	0-0	0	1.93	14
5/1	#6 VANDERBILT		1.1	1	0	0	2	0	0	0	0	0-0	0	1.50	23
5/6	#3 LOUISVILLE		1.0	1	0	0	0	1	0	0	0	0-0	0	1.29	11
5/12	NORTHERN KENTUCKY		1.0	1	0	0	1	1	0	0	0	0-0	0	1.12	19
5/15	at Missouri		0.2	1	0	0	0	0	0	0	0	0-0	0	1.04	9
5/16	at Missouri		1.1	0	0	0	0	2	0	0	0	0-0	1	0.90	16
5/19	vs. Auburn		1.0	1	0	0	0	2	0	0	0	0-0	1	0.82	13



#8 • Storm Wilson

5-11 • 190 • R-Jr. • L/R • OF
Science Hill, Ky. (Somerset)

- 2015 Northwoods League All-Star
- SEC Academic Honor Roll (2015)
- SEC Academic Honor Roll (2014)

• 2013 Prospect League Summer All-Star

Outlook

Veteran outfielder has a top-of-the-order skill set and an ability to cause problems with an aggressive mentality on the bases ... Came to UK as a switch hitter and after struggling in the fall of his true freshman year, redshirted and dedicated himself to hitting from the left side ... As a redshirt freshman in 2014, was one of the surprises of the team, tying for the SEC freshman lead with four homers ... Has a grinder mentality and an ability to churn out quality at-bats ... Struggled at times as a sophomore but managed a .379 on-base percentage with his disciplined eye at the plate ... Invokes comparisons to former UK star outfielder Chad Wright for his approach at the plate from the left-handed side and his ability to collect hits ... Has reached base safely in 63 of 73 career games ... Had an all-star summer in the competitive Northwoods League, hitting .304 in 50 games.

Read more about
Storm Wilson
on page 79

Summer

Enjoyed an all-star summer in the Northwoods League, helping Willmar to the playoffs ... Hit .304 (52-for-171) in 50 games, with 37 runs, 12 doubles, one triple, five homers and 29 RBI ... Stole 22 bases and sported a 29-28 walk-strikeout ratio ... Had 10 multi-hit games, including a 4-for-5 outing with a homer and three RBI on July 29 ... Had a homer and four RBI on June 26.

2015

Played in 46 games with 39 starts as a sophomore, hitting .242 (32-for-132) with 21 runs, six doubles, two triples, one homer and 16 RBI ... Had a .341 slugging percentage and a .379 on-base percentage ... Had a 21-24 walk-strikeout ratio and has been hit by 11 pitches ... Hung five sacrifice flies and laid down a team-high five sac bunts ... Stole 8-of-12 bases ... Added two outfield assists ... Reached base safely in 32 of his 39 starts ... In SEC play, batted .214 (12-for-56) with five runs, three doubles, one triple and seven RBI, stealing three bases ... Collected nine multi-hit games and four multi-RBI games ... Ran up a streak of reaching base safely in 11 straight games, including four consecutive to end the year ... Made 37 starts in rightfield and two as the DH ... Had a .233 average with runners on base and a .139 average with runners in scoring position ... Was 1-for-5 as a pinch hitter ... Started the first 13 games of the year ... Scored four runs in UK's second game of the year, despite an 0-for-1 game, drawing a walk, getting hit by two pitches and stealing four bases ... Went 4-for-5 in the series finale at No. 16 UC Santa Barbara ... Had a three-hit, one-walk game vs. Nebraska-Omaha ... Had three straight two-hit games, vs. No. 12 South Carolina, Ohio and No. 20 Ole Miss ... Ripped first homer of the year vs. Morehead State ... Went 2-for-2 with a dou-

ble off the bench vs. Indiana ... Had a .226 average with a homer and eight RBI at Cliff Hagan Stadium and a .263 average on the road ... In Feb., hit .278 (10-for-36), .234 (11-for-47) in March, .238 (5-for-21) in April and .214 (6-for-28) in May. ... Played in 36 games for the Valley Blue Sox in the New England Collegiate Baseball League, teaming with Zach Strecker ... Hit .254 (30-for-118) with three doubles, one triple and four RBI, stealing eight bases.

2014

Had a strong freshman season after redshirting the 2013 season, ranking tied with Alabama's Casey Hughston and UK second baseman JaVon Shelby for the home run lead among SEC freshman (four) ... Played in 45 games with 34 starts, hitting .289 (37-for-128) with 25 runs, six doubles, four homers and 20 RBI ... Had a 16-20 walk-strikeout ratio, getting plunked by 15 pitches ... Had a .420 on-base percentage – third-best on the team – slugging .430 ... Was better in SEC play than against non-conference competition, hitting .329 (24-for-73) in 24 games and 19 starts, with six doubles, three homers and 11 RBI ... Reached base safely in 31 of his 34 starts, including a stretch of 19 consecutive in April and May ... Reached base safely in 39 of his 45 games ... Hit .349 (15-for-43) in 18 games at Cliff Hagan Stadium, with three homers ... Hit .269 (14-for-52) with two doubles, one homer and seven RBI in 17 road games ... Had UK's second-best average in night games, hitting .356 (16-for-45) with three homers and 12 RBI ... Hit .333 (3-for-9) in February, .226 (7-for-31) in March, .409 (9-for-22) in April, .305 (18-for-59) in May and was 0-for-7 in two June games in the NCAA Tournament ... Was 5-for-17 in the SEC Tournament, drawing two walks and stealing a base ... Was 1-for-13 in the NCAA Tournament, with three runs, three walks and a hit by pitch ... Collected first career hit off the bench in UK's win over St. Joe's ... Earned first start the following day and drove in the game-winning runs with a two-out, two-RBI knock in the late innings at Old Dominion ... Was hit by a pitch in five consecutive games ... Came off the bench to score three runs in a rout of Ball State ... With Ka'ai Tom nursing a hamstring injury during UK's series at Alabama, made his first three career SEC starts, collecting three hits in the series, including a 2-for-5 game in the series finale ... Hit a pinch-hit homer in the ninth inning vs. Morehead State, the first ninth-inning, pinch-hit homer for the Wildcats since Gunner Glad at Coastal Carolina in 2009 ... Is one of just four players since 2004 in UK history to hit ninth-inning, pinch-hit homers ... Had a great series in UK's sweep at the hands of No. 12 Ole Miss, going 5-for-8 with solo homers in the opener and finale ... In UK's series opener at Tennessee, the SEC ESPNU Thursday Night Game of the Week, had a four-RBI outing, with a double and an inside-the-park homer after the ball got behind a diving leftfielder, motor home for his third homer in his last four games ... Ran up a 12-game hitting streak from April 19-May 15 at Georgia that ended with a two-walk outing ... Went 2-for-5 in UK's 12-inning thriller vs. No. 21 Mississippi State in the SEC Tournament Semifinals ... Had a breakout summer in earning all-star honors in the Prospect League for the Slippery Rock Sliders, teaming with UK righty Zach Strecker ... Played in 55 games, hitting .288 (61-for-212) with 33 runs, 10 doubles, two triples, 17 RBI and a 16-21 walk-strikeout ratio ... Stole 15-of-18 bases ... Came off the bench in the all-star game, getting an at bat and adding a walk ... Average was over .300

all summer until dropping below in the last two games of the year ... Had a 4-for-5 game vs. Chillicothe and stole two bases twice.

2013

Redshirted season.

High School

The Commonwealth Journal/Clear Channel Baseball Player of the Year ... Earned all-county honors ... Led the team with a .557 average as a senior, adding three homers, 13 triples, 24 RBI and 38 runs ... Stole 25-of-28 bases as a senior ... Earned four letters under coach Phil Grundy ... Played football all four years ... Ran track junior year ... Named first-team all-state in football as a senior.

Personal

Full name is Austin Storm Wilson ... Born in Somerset, Ky. ... Son of Reggie and Denise Wilson ... Brother is Macon (13).

Career Stats

All Games

Year	GP-GS	Avg.	AB	R	H	2B	3B	HR	RBI	BB	SO	SB-A
2014	45-34	.289	128	25	37	6	0	4	20	16	20	3-4
2015	46-39	.242	132	21	32	6	2	1	16	21	24	8-12
Totals	91-73	.265	260	46	69	12	2	5	36	37	44	11-16

SEC Games

Year	GP-GS	Avg.	AB	R	H	2B	3B	HR	RBI	BB	SO	SB-A
2014	24-19	.329	73	11	24	6	0	3	11	7	11	0-1
2015	21-18	.214	56	5	12	3	1	0	7	9	14	3-5
Totals	45-37	.279	129	16	36	9	1	3	18	16	25	3-6

Miscellaneous

Year	SAC	SF	HBP	OBP	SLG	2-out H	2-out RBI	PO	A	E	FLD
2014	5	3	15	.420	.430	10	6	66	1	1	.985
2015	5	5	11	.379	.341	6	6	68	2	0	1.000
Totals	10	8	26	.399	.385	16	12	134	3	1	.993

Career Highs

Hits	4 at UC Santa Barbara (2/22/15)
RBI	4 at Tennessee (5/1/14)
Runs Scored	3, twice, last at UC Santa Barbara (2/22/15)
Hitting Streak	12 (4/19/14 - 5/15/14)




2015 Batting Game-by-Game

Date	Opponent	GS	AB	R	H	RBI	2B	3B	HR	BB	SB	CS	HBP	K
2/13	vs. Ball State	*OF	3	1	0	0	0	0	0	2	0	0	0	1
2/14	vs. Richmond	*OF	1	4	0	0	0	0	0	1	4	0	2	0
2/19	at Southern Cal	*OF	5	0	1	0	0	0	0	0	0	0	0	1
2/20	at #16 UC Santa Barbara	*OF	4	0	0	0	0	0	0	0	0	0	0	1
2/21	at #16 UC Santa Barbara	*OF	3	0	0	0	0	0	0	0	0	0	0	1
2/22	at #16 UC Santa Barbara	*OF	5	3	4	2	0	0	0	0	0	0	0	1
2/27	vs. Neb.-Omaha	*OF	6	1	3	1	0	0	0	1	1	1	0	0
2/28	vs. Neb.-Omaha	*OF	5	1	1	0	0	0	0	0	0	0	0	0
2/28	vs. Northeastern	*OF	4	0	1	0	0	0	0	0	0	0	0	0
3/1	vs. Mount St. Mary's	*OF	3	1	0	0	0	0	0	1	0	0	0	0
3/3	MURRAY STATE	*OF	3	0	1	0	0	0	0	1	0	0	0	1
3/3	MURRAY STATE	*OF	4	0	0	0	0	0	0	0	0	0	0	2
3/7	NORTHERN KENTUCKY	*OF	3	0	0	0	0	0	0	0	0	0	0	1
3/8	NORTHERN KENTUCKY	PH	1	0	0	0	0	0	0	0	0	0	0	0
3/8	NORTHERN KENTUCKY	PH	1	1	0	0	0	0	0	0	0	0	1	0
3/11	at Cincinnati	*OF	3	1	1	0	0	1	0	1	0	0	0	0
3/13	at #7 South Carolina	*OF	3	0	0	0	0	0	0	0	0	0	1	1
3/14	at #7 South Carolina	*OF	2	0	0	1	0	0	0	0	0	0	1	0
3/15	at #7 South Carolina	*OF	4	0	2	2	1	0	0	0	1	0	0	0
3/17	OHIO	*OF	4	0	2	2	1	0	0	0	1	0	0	0
3/20	#20 MISS. STATE	*OF	4	1	2	1	1	1	0	0	0	0	0	0
3/21	#20 MISS. STATE	*OF	2	0	0	0	0	0	0	1	0	0	0	0
3/24	at Western Kentucky	*OF	3	0	0	0	0	0	0	0	0	0	1	0
3/25	MOREHEAD STATE	*OF	2	2	1	2	0	0	1	1	0	0	1	0
3/28	at #1 LSU	*DH	2	1	0	0	0	0	0	1	0	0	0	2
3/29	at #1 LSU	PH	1	0	0	0	0	0	0	0	0	0	0	0
4/4	#1 TEXAS A&M	PH/OF	0	0	0	1	0	0	0	1	0	0	0	0
4/4	#1 TEXAS A&M	*OF	1	0	0	0	0	0	0	1	0	0	0	0
4/10	at Arkansas	*OF	4	0	1	0	0	0	0	0	0	0	0	2
4/11	at Arkansas	*OF	3	0	1	1	0	0	0	2	0	0	0	0
4/14	WESTERN KENTUCKY	*OF	3	0	0	1	0	0	0	0	0	0	0	0
4/16	TENNESSEE	PH	1	0	0	0	0	0	0	0	0	0	0	0
4/17	TENNESSEE	*DH	2	0	0	0	0	0	0	1	0	0	0	2
4/21	XAVIER	*OF	2	0	0	2	0	0	0	1	0	0	0	1
4/26	at #7 Florida	*OF	3	1	2	0	0	0	0	0	0	0	1	0
4/28	at #3 Louisville	*OF	2	0	1	0	1	0	0	2	0	1	0	0
5/1	#6 VANDERBILT	*OF	4	0	0	0	0	0	0	1	0	0	0	1
5/3	#6 VANDERBILT	*OF	3	0	0	0	0	0	0	0	0	0	0	1
5/6	#2 LOUISVILLE	PH	0	0	0	0	0	0	0	1	0	0	0	0
5/8	GEORGIA	*OF	3	1	2	0	0	0	0	0	0	1	1	0
5/10	GEORGIA	*OF	4	0	0	0	0	0	0	0	0	0	0	1
5/12	NORTHERN KENTUCKY	*OF	4	1	2	0	1	0	0	0	0	0	0	0
5/14	at Missouri	*OF	3	1	1	0	1	0	0	0	0	1	1	1
5/15	at Missouri	*OF	4	0	1	1	0	0	0	0	2	0	0	1
5/16	at Missouri	*OF	3	0	0	0	0	0	0	1	0	0	0	2

2014 Batting Game-by-Game

Date	Opponent	GS	AB	R	H	RBI	2B	3B	HR	BB	SB	CS	HBP	K
2/15	at UNC Wilmington	LF	1	0	0	0	0	0	0	0	0	0	0	0
2/21	vs. St. Joe's	LF	1	1	1	0	0	0	0	0	0	0	0	0
2/22	at Old Dominion	*DH	5	0	1	2	0	0	0	0	0	0	0	2
2/23	vs. St. John's	*DH	2	0	1	2	0	0	0	0	0	0	1	0
3/1	EASTERN MICHIGAN	*DH	3	0	1	1	0	0	0	0	1	0	1	1
3/5	CINCINNATI	*DH	2	0	0	0	0	0	0	0	0	0	1	0
3/8	BALL STATE	PH/LF	1	1	0	0	0	0	0	0	0	0	1	0
3/9	BALL STATE	PH/LF	0	3	0	0	0	0	0	1	0	0	2	0
3/14	at Alabama	*LF	3	0	1	0	0	0	0	0	0	0	0	0
3/15	at Alabama	*LF	4	0	0	0	0	0	0	0	0	0	0	1
3/15	at Alabama	*LF	5	0	2	0	0	0	0	0	0	0	0	1
3/18	WESTERN KENTUCKY	*LF	4	2	1	2	0	0	0	1	0	0	0	0
3/23	#1 SOUTH CAROLINA	*DH	4	0	1	1	1	0	0	0	0	0	0	1
3/29	at #5 Vanderbilt	PH/LF	1	0	1	0	0	0	0	0	0	0	0	0
3/30	at #5 Vanderbilt	*DH	4	0	0	0	0	0	0	0	0	0	0	1
4/1	#8 LOUISVILLE	*LF	1	1	0	0	0	0	0	0	0	0	1	0
4/5	#12 FLORIDA	PH	0	0	0	0	0	0	0	1	0	0	0	0
4/8	MOREHEAD STATE	PH	1	1	1	0	0	0	0	1	0	0	0	0
4/11	MISSOURI	PH/LF	0	0	0	1	0	0	0	0	0	0	0	0
4/12	MISSOURI	*LF	4	2	2	0	1	0	0	0	0	0	1	1
4/13	MISSOURI	*LF	4	0	0	0	0	0	0	0	0	0	0	2
4/15	at #9 Louisville	PH	0	0	0	0	0	0	0	1	0	0	0	0
4/18	at Texas A&M	PH/LF	0	0	0	0	0	0	0	1	0	0	0	0
4/19	at Texas A&M	*RF	4	0	1	1	0	0	0	1	0	0	0	0
4/25	#12 OLE MISS	PH/RF	1	1	1	2	0	0	1	0	0	0	1	0
4/26	#12 OLE MISS	*RF	2	0	2	0	0	0	0	1	0	0	0	0
4/27	#12 OLE MISS	*RF	5	2	2	1	0	0	1	0	0	0	0	1
5/1	at Tennessee	*RF	4	2	2	4	1	0	1	0	0	0	0	1
5/2	at Tennessee	*RF	4	0	1	0	0	0	0	0	0	0	0	0
5/3	at Tennessee	*RF	3	0	1	0	0	0	0	0	0	0	1	1
5/9	AUBURN	*RF	3	0	1	0	0	0	0	0	0	1	1	0
5/10	AUBURN	*RF	4	0	2	1	2	0	0	0	0	0	0	0
5/11	AUBURN	*RF	4	1	1	0	0	0	0	0	0	0	1	1
5/13	at Murray State	*RF	4	0	1	0	0	0	0	1	1	0	0	0
5/15	at Georgia	*RF	4	0	1	0	0	0	0	0	0	0	0	0
5/16	at Georgia	*RF	3	1	0	0	0	0	0	2	0	0	0	0
5/17	at Georgia	*RF	3	2	2	0	1	0	0	1	0	0	0	0
5/20	vs. Alabama	*RF	4	2	2	0	0	0	0	1	0	0	0	0
5/21	vs. #7 Florida	*RF	3	0	1	0	0	0	0	1	1	0	0	1
5/22	vs. #21 Mississippi State	*RF	5	0	2	1	0	0	0	0	0	0	0	1
5/24	vs. #7 Florida	*RF	5	0	0	0	0	0	0	0	0	0	0	2
5/30	vs. Kansas	*RF	3	1	1	0	0	0	0	1	0	0	0	1
5/31	vs. Kent State	*RF	3	1	0	0	0	0	0	1	0	0	0	0
6/1	vs. Kansas	*RF	4	0	0	0	0	0	0	1	0	0	0	0
6/1	vs. #8 Louisville	*RF	3	1	0	0	0	0	0	0	0	0	1	2



2016
PREVIEW



EXPERIENCED, PHYSICAL ARNOLD READY FOR TEST

For the vast majority of catching prospects, there is no supplement for experience.

Tools and player makeup are obvious keys to success, but often times a catcher doesn't fully come into their own until they have the experience of playing high-level competition.

That career trajectory is no different for Kentucky senior backstop Zach Arnold.

A former star at Franklin County High School, Arnold was drafted in 2012 by the New York Mets, before electing to continue his baseball career 30 minutes east in Lexington.

He arrived at Kentucky knowing that he had a major focus in his development, adding strength to his projectable 6-foot-2, 165 pound frame.

Arnold has accomplished that mission, adding 25 pounds over his career, and combined with the experience he has gained over the previous three years under Coach Gary Henderson's guidance, is poised for a strong senior season.

"(Adding strength) has been a real big part of it, just from the standpoint of having that kind of wear on your body when you are that small and in the catching position, you need to be a big target," Arnold said. "I am still a tall catcher, but putting on the weight has helped me with my swing and it has also helped me oddly better at blocking. When I was younger, it was not that much of a wall. Now I am a little bit wider, bigger and seem to be blocking the ball a little bit better. I love working out. Getting in the weight room is a plus on a daily basis."

Over his career, Arnold has always had a catcher with a bit more experience ahead of him on the depth chart. In 2013 and 2014, he served as the third catcher behind Greg Fettes and star Micheal Thomas.

As a sophomore in 2014, Arnold served as the primary back-up catcher to Thomas, making three starts behind the plate and showing his line-drive approach at the plate with a 13-for-24 showing. His highlight came as a pinch-hitter who beat out a walk-off single in the 13th inning of the SEC Tournament vs. Mississippi State.

A strong summer in the Northwoods League in 2014 helped set up Arnold for 2015. He was an all-star, hit .304 and had a 19-game hitting streak during the summer.

During 2015, Arnold was the back-up to Fettes, playing in 36 games with 29 starts and hitting .283 with 10 RBI and six doubles. Following the season, Fettes graduated and moved into the high school coaching ranks in his hometown of Detroit.

Now in 2016, Arnold, along with freshman Kole Cottam, and sophomore Troy Squires, will look to anchor the catching position, with the experience gained over his first three seasons key in Arnold's approach this season.

"Going into this year, I knew it was going to be a different role," Arnold said. "I knew I needed to be a leader, a veteran catcher for this team. I just take it day by day and bring energy and show the younger guys. I am not a super vocal guy, but I just try to lead by example out there and maybe inspire some young guys to play hard, which is the way we want to play. I need to be aggressive and set a good example."

After serving a vital role in Henderson's daily work with the pitching staff, and working with UK catching coordinator Keith Vorhoff, Arnold has become an extension of the coaching staff.

"By this point, I can kind of take the words out of (Henderson's) mouth," Arnold said. "I've been fortunate to be able to lis-

ten to him for four years. The real thing is to take what he has been preaching to our guys, some guys can overthink those small adjustments, so what I try to do is put my own spin on the adjustments they need to do, but also using his methods. Taking basically what he is saying and trying to make them feel more comfortable or more relaxed in accepting it and implementing the plan."

With Beggs, Cody and Friday-night ace Zack Brown returning to the weekend rotation, it has the Wildcats poised for a big season. And no one has a better view of the dynamic stuff in that rotation than Arnold.

"Obviously you have ZB, who as far as stuff goes, his is some of the best in the country," Arnold said. "His two-seamer at the next level is just going to be a bat breaker. You have a max effort, powerhouse guy in ZB on Friday nights. His stuff is going to be more of the 'here it comes, get ready for it.' Dustin is more of the polished, veteran. His slider and curveball mix is tough for any hitter in the country, considering he can throw them both for strikes and he can throw a really good change-up to lefties. Obviously you saw last year, the command of Beggs is the best of the three. Kyle is just Kyle. You are going to see 95-98 with the ability to throw a curveball. Gosh he has developed that curveball so much. It is going to be a weapon for him. With two strikes, or in any point in the count, we can go to that now, as opposed to last year when it wasn't that sharp. He is going to be one of the best pitchers in the country."

Arnold joins a veteran senior class that features Beggs, Cody, Dylan Dwyer, Zach Strecker, Bo Wilson and Dorian Hairston, a large number of seniors in today's era of college baseball.

"Our senior class is very welcoming to the younger guys," Arnold said about the leadership impact of his class. "Since we are such a close-knit group of guys, it is good that we are able to make the freshmen feel welcome, so they can make that adjustment easier. You will see that in our younger guys, they are playing comfortably and to me that is one of the biggest things on a baseball field, is to have fun while you are competing. Our senior class really does a good job of making guys feel comfortable on a baseball field."



UNKNOWNNS GONE, BEGGS READY FOR SENIOR YEAR

It wasn't until a matchup against No. 6 Vanderbilt in May of 2015 that Kentucky right-hander Dustin Beggs knew he belonged among the elite.

Beggs, a 6-foot-2, 200-pounder, entered the start vs. Vandy with a sparkling 6-2 record and a 2.84 ERA as UK's Saturday stud. But his strong performance against the eventual College World Series runner-up signaled he could beat anyone.

The native of Roswell, Ga., fanned 12 over eight strong innings in a UK win. It marked the fourth consecutive time he had worked at least eight innings in a quality start, including road outings at Arkansas and No. 5 Florida.

"That was an eye-opening experience," Beggs said. "It gave me confidence that I belong here and I can do this."

It was a highlight in a strong season for a pitcher who, despite being selected in the 33rd round out of Centennial High School in 2012, opened his career in the junior college ranks at Georgia Perimeter College.

During his two-year career at GPC, Beggs excelled under the tutelage of former MLB reliever Brett Campbell, concluding in a 2014 campaign that saw him lead the nation's junior colleges in strikeouts and land a spot at Kentucky.

"He (Brett Campbell) really took a liking to me and wanted to help develop me into a really good pitcher," Beggs said. "Under his leadership it really helped me grow, thrive and have a good sophomore year."

Beggs had a decision to make after his strong 2014 season. He was selected in the 17th round by the St. Louis Cardinals in the MLB Draft and ultimately declined a second offer a professional baseball to pitch at Kentucky.

He immediately stepped into the weekend rotation for the Wildcats, making three consecutive Friday-night starts – including the season lidlifter – before sliding into a successful role as the Saturday starter.

Beggs finished the year as Kentucky's leader in wins (seven), innings (93.2), strikeouts (75) and opponent average (.234), boasting a 3.65 ERA.

Once again, Beggs had a decision to make as the Miami Marlins picked him in the 32nd round of the 2015 MLB Draft. He made the choice before ever being drafted, pledging his commitment to Kentucky and his desire to lift

the 2016 Wildcats into a historic season.

"There was a lot of growth to be had," Beggs said. "I talked with Coach Henderson and Coach (Brad) Bohannon before the draft towards the end of the season. They just had faith in me that there is room to grow to set me up to have a major-league career and not just a minor-league career. That has proven to be true that there is room for growth in me, I've seen that in the summer and fall as well."

Beggs, coupled with the return of 2015 second-round pick Kyle Cody – UK's Sunday starter in 2015 – returned the three-man weekend rotation for the Wildcats.

"This team has just incredible potential," Beggs said. "We've known since August that we are going to have a really good team. We have a lot of leadership that can help us thrive and put us in position to be a team that goes to Omaha. We just need to stick to our guns, play our brand of baseball with the right mentality, we will reach our goals."

With junior flame-thrower Zack Brown heading the rotation with a bulldog mindset on Friday, Beggs above-average command inducing weak contact on Saturdays, and Cody's elite fastball-curveball combination on Sunday, it sets up the Wildcats with an elite rotation.

"Dustin is more of the polished, veteran," UK senior catcher Zach Arnold detailed. "His slider and curveball mix is tough for any hitter in the country, considering he can throw them both for strikes and he can throw a really good change-up to lefties. Obviously you saw last year, the command of Beggs is the best of the staff."

Beggs credits lessons learned and the intense work ethic of his weekend mates as

instrumental in setting a tone for the pitching staff.

"The main thing Kyle and Zack have is just a desire to get better," Beggs said. "Seeing Kyle and ZB last year and how much they have grown to now, it is just amazing. You look at them, their stuff and say, how can they get better? And then throughout the fall and intrasquads, they have just improved incredibly. Their work ethic and always wanting to get better every day, sets a really good example for the whole staff."

An infectious personality in the clubhouse, he helps set a key example to young pitchers – the ability to control your emotions throughout the highs and lows of baseball – a strength for Beggs.

"I feel like I have a mentality that is flat-lined," Beggs said. "Not really having emotions when things are going well or poorly, being able to use those emotions to focus on taking it one pitch at a time and allow my mentality to spread to the rest of the field as well. Pitchers set the tone because we are involved in every pitch. That is the biggest thing that separates me."

Now a veteran weekend starter in the Southeastern Conference who has experienced the highs and lows of the nation's best circuit, Beggs feels prepared for his final spring collegiate season.

"The biggest thing is the unknown," Beggs said on the differences in his mindset compared to 2015. "Last year in the fall, I was a little more tentative. It has been really good this year, having confidence out there after having had some success."



ZACK BROWN READY FOR 2016

Kentucky junior right-handed pitcher Zack Brown has an electric arm.

There has been no hiding that over his first two seasons.

After feeling his way through the Southeastern Conference in 2014 as a freshman, Brown became UK's Friday-night ace as a sophomore, a role befitting the flame-throwing Brown.

As a star prep shortstop and pitcher in Indiana, Brown set the Seymour High School record with a 0.54 single-season ERA as a senior.

He was selected in the 38th round of the 2013 MLB Draft by the Chicago Cubs, before electing to attend Kentucky to further his development.

During his collegiate debut, Brown was used in 19 games with five starts, showing glimpse late in the season that he was capable of pitching on the weekends.

He starred in 2.1 shutout innings at No. 9 Louisville, before making his first career SEC start at Georgia in the regular-season finale. But it was his performance in the NCAA Louisville Regional semi-final that pushed him to the next level in the offseason. He pitched UK to the win over Kansas with five innings for his first career win.

Brown, a 6-foot-2, 200-pounder, finished his freshman season with a 1-1 record and a 5.65 ERA in 28.2 innings, striking out 18 and walking 11. After the season, he worked in 36 innings in the Perfect Game League, setting himself up for a breakout sophomore season.

Brown immediately went into UK's weekend rotation in 2015, joining fellow laser-armed right-hander Kyle Cody and command artist Dustin Beggs.

He shined as UK's Friday-night starter, owning a 6-6 record and a 3.48 ERA, leading the SEC with his three complete-games and two complete game shutouts. Over 93 innings, Brown allowed only 87 hits, walking 38 and striking out 71.

After he tossed eight shutout innings in a 3-0 series-opening win at No. 5 Florida, Brown was named SEC Pitcher of the Week. Three weeks later, with UK's season on the line, he threw a complete-game shutout in a 1-0 win at Missouri on the season's final weekend.

"I would say that I had two really good starts that I can vividly remember, Florida and Missouri, but I remember the bumps in the road too, Vanderbilt, Texas A&M, Arkansas," Brown said. "Those failures are going to help

just as much as the victories. Looking back at those games, I feel like I have grown in the areas I need to and I'll be able to make sure the negatives don't happen as often this year."

After a career-high workload, Brown — who had opportunities to pitch for the USA Collegiate National Team for his own Coach Gary Henderson or in the Cape Cod League — elected to stay in Lexington during the summer.

"It was good to be here, taking classes but get healthy was the main thing, and continue to get stronger," Brown said. "That has really been crucial for me. It was great to just being here with the guys. We knew what we needed to do over the summer, we took into account our goals for the season and I think it served us well."

Now entering his junior season, Brown is now longer just an electric arm. Sure he can run his fastball into the high 90s, but it has been his development in the mental approach that has spurred success.

"It was all physical for me when I got here. I had no idea about the mental side of pitching," Brown said. "Coach Henderson is obviously one of the best in the country at emphasizing the mental approach, which is definitely what I needed. Fulfilling the role that I did last year, coming in this year with a year of experience, it is an immense difference from last year to now. It is not just the two and a half years I have been here, I've has grown a lot in the past 12-16 months."

Kentucky's biggest two recruits in 2016 came in the form of Beggs and Cody, a pair of seniors who elected to postpone professional baseball for a final run at college baseball.

"It instills confidence in everyone," Brown said about the return of Beggs and Cody. "We feel it in the locker room, out on the field. People are going to play as hard as they can behind us because they know we are going to keep them in the game. Having Kyle and Dustin back, it is huge, not only for the team but for myself to keep pushing myself to get better, and also push them. We are going to push each other as much as we can and keep getting better."

The trio allows UK to return its entire weekend rotation, and each pitcher has only improved over the fall and preseason.

"Well they've all gotten better and that's not an opinion, that's a fact just in terms of pure ability to grade out their pitches," Hender-

son said. "The next step for Kyle (Cody) and Zack (Brown) is staying emotionally intact with what the process of pitching will allow them to do. They will both get better through the first month of the season."

In terms of his stuff, Brown has worked to refine his breaking ball, while implementing a change-up.

"I probably threw 15 change-ups all of last year," Brown said. "It has become a lot better and more consistent. The curveball, just shortening it up and throwing it in any count, early and not just as a two-strike pitch. I am going to be more of a three-pitch mix this year because of the growth in the change-up."

Henderson knows the mental approach is a key to the development of his weekend pitchers, as well as refining their arsenal of weapons on the mound.

"(Brown and Cody) have really, really good arms, very good," Henderson said. "The command of the secondary stuff for both of them has improved dramatically in the bullpen. The next step is to bring those pitches into a competitive environment, especially out of the stretch, with two guys on and the count is 2-1. Now we are challenged. That is where the game is really played. That is when you are going to make your money pitches. If we can get those guys to really buy in to the value of that and not revert to, 'I'm going to throw the next pitch through the brick wall,'. Which you see a lot of in college baseball. That is where you are going to see their growth. They know that. This is not a new conversation for those guys. They know what the challenges are and they will get there. It won't be perfect but they'll get there. Because they care, they work hard, they are great kids and they want to be successful."

Now that he has a year of experience, pitching under the bright lights in the SEC, Brown is more prepared for the role.

"My mindset is a lot different than this time last year," Brown said. "Coming into last year, I didn't really know what my role was going to be on the team. Whether it would be starting or coming out of the bullpen. Now, I feel like I have defined my role on the team. Proving that role and leading the team in the right direction is going to be a big thing. After last season, I feel like I still have a lot to prove."

CARSON FIGHTS THROUGH ADVERSITY

Baseball, played at its highest level, is a game of failure.

No Kentucky baseball player in 2015 learned that lesson more than outfielder Marcus Carson.

The pride of London, Ky., Carson opened his sophomore season 0-for-17.

He waited until UK's 14th game of the year, in the second month of the season, for his first hit.

"Last year was a big learning experience for me," Carson said. "The first three weeks I didn't have a hit. I had some hard hit balls but they just didn't fall. (Offensive coordinator Rick) Eckstein always tells us to trust the process not the result. That is hard thing to learn because everybody wants to get hits."

As a star, two-sport, high school athlete at North Laurel High School, failure was something new to Carson. He finished his senior season with a .534 batting average, setting school career marks in average (.447) and hits (231).

As a freshman in 2014, Carson didn't exactly struggle in his chances. He hit .364 in 33 at-bats, over 25 games and four starts – including the opening-day start in leftfield – but was behind star Austin Cousino in centerfield.

"Coming in as a freshman, I played behind Cousino," Carson said. "I knew I wouldn't get a lot of opportunity but I took my freshman year as a way to pick Cousino's brain. Just about outfield tips and anything really, just getting advice from him helped."

A 5-foot-8, 170-pound sparkplug, Carson stepped into a more prominent role as a sophomore. With junior Kyle Barrett taking over for Cousino in centerfield, Carson spent the year

fighting for playing time as a part-time starter.

He served as the designated hitter in the season opener, before starting on what could be a crippling slump for young players facing the rigors of the Southeastern Conference.

A player who earns constant praise from the coaching staff for his competitiveness, Carson fought out of the slump and back into the lineup. He credits his work with Eckstein in the drastic turnaround.

"Eckstein has done amazing things for me," Carson said. "He is one of the best coaches I have ever had. He sees the game different than normal people see the game. The things he says blows my mind, which has helped take my game to a different level mentally and physically."

He finished March with three consecutive multiple-hit games, including three-hit games at No. 1 LSU, leading UK to the series win at Alex Box Stadium.

After ripping an RBI double in the SEC Tournament, Carson finished the year with a .226 average, with four doubles, five RBI, seven walks and five stole bases. He played in 35 games with 22 starts, sporting a .283 average after collecting his first hit of the year.

Now as a junior, Carson is prepared to fight for another opening-day start. With Barrett and hit-machine Ka'ai Tom graduated to professional baseball, there are openings in the UK outfield.

Carson, fellow junior Storm Wilson, and senior Dorian Hairston provide UK experienced options, with newcomers Tristan Pompey and Zach Reks giving the lineup flexibility.

"A lot of times there is that pressure the

second year, no question," UK head coach Gary Henderson said about Carson's struggles as a sophomore. "You get a taste of it, have a good start and put a lot of pressure on yourself that second year. What we would really like from Marcus is the ability to be consistent, hit line drives and pressure the defense, and defensively, to catch doubles and triples."

The challenges of fighting through adversity as a sophomore will only help Carson grow as a player. That experience, combined with a furious work ethic, have him prepared for what lays ahead.

"It all goes back to my parents," Carson said about how he learned his work ethic. "My dad wakes up at 4 a.m. and goes to work, gets off at 1 or 2 p.m. If he needs to he would go in at 1 or 2 a.m. just to be able to come to one of my games. Seeing that work ethic growing up makes me want to be the same, a hard worker. Everyone has nothing but praise for my dad, which has really rubbed off on me in my work ethic."

The pride of his hometown, Carson's success is heard throughout Laurel County.

"London means the world to me," Carson said. "It's a small town. Not a lot of athletes, or people in general, get a lot of opportunity. I always know that they are behind me. It means a lot to me to know that I have a whole community behind me and wanting to see me succeed. If you would have told me growing up that I was going to be a D1 player at the University of Kentucky, I would have said no way. God has just truly blessed me to be in the position that I am."



3-PITCH CODY RETURNS FOR SHOT AT OMAHA

When Kentucky right-hander Kyle Cody got to Lexington in 2013, he worked almost exclusively off a fastball.

This was just fine, because it's a very good fastball.

A 6-foot-7, 245-pound flamethrower, Cody was the Wisconsin Gatorade High School Player of the Year as a senior in Chipewewa Falls, Wis., where he was drafted in the 33rd round in 2012.

Since he joined the Kentucky program, Cody has been a fixture on the UK pitching staff. His hard work and dedication has led to legitimate development of a second and third pitch, adding a devastating breaking ball and a quality change-up to his arsenal, which is of course highlighted by that upper 90s fastball.

"I have gained control of my three pitches," Cody said about his pitch development over four years. "When I got here I barely had a secondary pitch. I have a really good out pitch now. I did not even have a change up in high school, but now I can throw one in a 2-1 count. It makes the game a lot easier and lowers my pitch count."

As a freshman, Cody established himself as a weekend starter late in the year, sporting a 3-3 record and a 4.84 ERA in 57.2 innings.

Cody battled a minor injury that limited him to relief midway through his 2014 season. He missed a month, before returning to a fast-

ball-only relief role as he worked his way back to 100 percent. Nonetheless, Cody finished with a 4-0 record and a 2.84 ERA, with five saves to lead the team.

After serving as the starting pitcher in the 2014 Cape Cod League All-Star Game, Cody entered 2015 off a dynamic summer. He got off to a strong start, which featured seven no-hit innings in week three, earning Southeastern Conference Pitcher of the Week honors.

"The seven inning no-hitter against Nebraska-Omaha stands out," Cody said. "It is probably the best outing in my career."

After a tough stretch over six outings in late March and April, Cody turned it around. He rolled off three dominating starts to end the year and push the Wildcats into the postseason. He carried a shutout into the ninth inning vs. Georgia, fired 5.2 innings vs. No. 5 Vanderbilt and worked seven shutout innings in a series rubber match at Missouri.

As a draft-eligible junior with a coveted fastball and frontline frame, Cody was picked in the second round of the 2015 MLB Draft, going No. 72 overall to the Minnesota Twins.

After a negotiating with the Twins during the summer, Cody elected to return to Kentucky for his senior season. He joins fellow righty Dustin Beggs as a senior to return to school after being drafted, and gives UK its second consecutive season with the same rotation.

With its weekend starters returning, Kentucky enters the season ranked No. 25 by Baseball America. The starters and a veteran bullpen will be tested throughout the year and will be leaned on to provide leadership to some young talents on the pitching staff.

"Last year I was a little more immature," Cody said. "I was not ready for that role. This year we have a group of guys that want to lead more and that makes me want to lead more too. The younger guys want to follow and it makes it easy."

Cody has formed a quality relationship with Henderson after working with the pitching mind for four years. As a senior, there has been a unique trust and bond formed.

"He has really been laid back and let me make my own adjustments," Cody said. "We have a good relationship. We trust each other and we can communicate about anything. If I feel something during a game, I can tell him what tendencies I see and he gives me feedback about it."

UK's senior standout is poised for a strong season but has only team-focused goals in mind.

"The most important to me is working nonstop to be the best team UK has ever had, and going to Omaha," Cody said. "That is where I think we are headed."



THE WALL WINS: DWYER LEARNS FROM INJURY

Dylan Dwyer was having a solid sophomore season.

The Kentucky left-handed pitcher had made several spot starts in Southeastern Conference play, posting wins over Missouri and at Texas A&M, in addition to a complete-game shutout of Cincinnati in midweek action.

"I would say Cincinnati, Texas A&M, and Missouri, were big for me," Dwyer said. "My first (SEC) start, Missouri, I got the win and that was pretty awesome. I will also always remember (Austin) Cousino throwing the guy out at the plate to end the inning. I felt that changed the momentum and I remember how pumped up I was."

It was the regular-season finale at Georgia, with Kentucky competing to secure a spot in the NCAA Tournament, when Dwyer's sophomore season ended.

He came off the mound after allowing a pair of earned runs in an inning vs. the Bulldogs and did what many a player has done over the years, punched a clubhouse wall. His hand was broken, ending his promising 2014 season before he could pitch in the postseason.

"It was immature. I let emotions get the best of me," Dwyer reflected. "Now I give myself a little breather and think about the consequences of what I am about to do."

With UK needing to take a full 27-man roster

to the SEC Tournament immediately following the game, Dwyer and Kentucky's legendary academic advisory, Michael Stone, hopped in a rental car and drove back to Lexington from Atlanta.

An infectious personality to all he encounters, Stone knew how Dwyer was feeling. He knew the lefty wanted to take back an emotional reaction.

"Michael Stone and I are extremely close," Dwyer remembered. "The first hour there was not much said. He let me have my time to think and then talked a little. He of course has his jokes and they cheered me up. We were close before that and now we are very close. He took time out of his own life to help me out and it really means a lot to me."

After rehabbing all summer, Dwyer returned to the mound as a key member of the UK relief corps as a junior. He appeared in 16 games, with a 2-0 record and a 3.03 ERA, fanning 26 in 29.2 innings.

Dwyer, a native of Murray, Ky., and a product of Calloway County High School, then appeared in 12 games in the highly competitive Northwoods League over the summer, striking out 37 in 59.1 innings.

Over his career, Dwyer has done it all for the UK pitching staff. He has appeared in 44 games with 10 starts, owning an 8-3 record and a 4.50 ERA over 102 innings. In addition to his starts, Dwyer has been used in long-relief, middle innings, to get a key lefty out, or to finish off a game in his career.

"It allows me to get in the game more, and it allows (Coach Henderson) to have someone that he can put in, in any situation," Dwyer said. "I have been in a lot of different situations and will be ready for anything. We have guys that can be put in at any time, for any situation. The versatility and experience of this group is going to help a lot this season."

Now a senior, Dwyer has formed a special bond with UK's seven-man senior class, which features his close friend, Kyle Cody, who elected to return to UK for a final season in 2016, and is poised for a big year.

"I have been with Kyle since day one and so I have known him for four years now," Dwyer said. "He has really changed his body this year. He has changed the way he has eaten and worked really hard in the weight room. You can really tell how he has grown on and off the field and it has been fun to watch."



HAIRSTON BECOMES LINEUP FORCE

This offseason has been a new experience for Kentucky outfielder Dorian Hairston.

A product of Lexington's Tates Creek High School, Hairston spent his first two seasons fighting to find his place in the lineup.

After a highly productive 2015, that saw him belt four homers in Southeastern Conference play, Hairston enters 2016 a vital senior in Kentucky's lineup.

"This offseason it was a fantastic experience for me, after playing last year, because you get difference feedback in the spring than you can from the fall," Hairston said. "The feedback I got from being an everyday guy midway through the season allowed me to go into the fall with a focus on different aspects of my game. Then I extended that into the offseason. The mental approach, probably being the biggest thing I have been working on. Confidence and making sure that I am walking into a game knowing that I should be there instead of questioning it like I would do when I was younger. That has been the main focus."

Hairston, a 5-foot-11, 210-pound right-handed hitter, played in only six games with one start as a freshman in 2013. He fought his way into the lineup more as a sophomore, hitting .400 in 17 games and four starts in 2014.

Despite boasting a .333 average as mostly a part-time player, it was a series rubber match at No. 1 LSU in 2015 when Hairston established himself as a force in the UK lineup.

The first two games of the series with the top-ranked Tigers were unpredictably thrilling at Alex Box Stadium. A UK win in 11 innings in the opener set the stage – with Hairston contributing a double and steal – before LSU evened the series with an inside-the-park homer from its slow-footed, power hitting catcher in game two.

Hairston smashed Jake Godfrey's first pitch of the second inning in the finale over the right-centerfield wall, giving Kentucky an early lead in an eventual 12-10 win over 12 innings.

After that at-bat, things changed for Hairston. He found himself starting 26 of UK's final 28 games and hit fifth in the order 25 times. Over his final 98 at-bats, Hairston belted four homers and had three doubles.

"There is a little bit of a surprise with Dorian (emerging as a key hitter) but there wasn't a lot, and I'll tell you why," UK head coach Gary Henderson said at preseason media day. "(Former UK hitting coach) Brian Green

told me when Dorian got here he was going to end up hitting balls hard. And when Rick (Eckstein) got here he told me the same exact thing."

Hairston shined against the best as a junior, posting a .318 (27-for-85) average in SEC play with a .518 slugging and a .376 on-base percentage, stealing five bases.

"Really two things about Dorian improved offensively," Henderson detailed. "His ability to damage mistakes has gotten better, no question, and so has his ability to fight off secondary pitches. We are not looking for guys to be above-average curveball hitters and below-average fastball hitters, that's not the plan. But if you can fight off a secondary pitch and get to that next fastball, then that puts you in position to do damage and that is what he does a good job of. The game has started to slow down a little bit for Dorian. He is certainly going to be counted on to provide offensive production for us, no doubt about it."

Over his career, Hairston has worked diligently with Green and Eckstein in changing his approach. A former star centerfielder locally, Hairston has been learning that he doesn't need to focus on a pull-only approach.

"Coach Eckstein has been huge in my development as a player," Hairston said. "He has pushed me further and harder than I have ever been pushed in the game. He holds me accountable in a way I've never experienced from other coaches. He believes in me and makes sure that I also believe in myself, simultaneously. His views on hitting and his approach have given me a lot of freedom at the plate. He has identified what we really well and he wants to continue to put us in a position to do it very well. We are not going to try to mold you into a hitter that you are not. This is your key, this is your gift – use it – and we are going to give you the tools to do that. The confidence and the freedom that I have at the plate is a direct result of what he has done in the last year and a half that I have spent with him."

As that laser homer at to centerfield at LSU can attest, Hairston has the ability to drive the baseball to all fields.

"Yes, with confidence. It is better. No question," Henderson said about Hairston's ability to go the other way. "The ability to stay gap-to-gap when the pitch gives you that, not to force it, not to necessarily hunt the right-center gap, but to take it when that is given to you, is

improved. He has done a very nice job. He is like a lot of guys, if you can get them to play to your strengths, minimize and understand your weakness, then you have a chance to have a really good player. Let's not spend a lot of time worried and boo-hooing over what we can't do, let's hone in and focus on what we can do. You put then in a position to maximize his strengths and I think Dorian is in a position to do that."

Among the highlights for Hairston in 2015 came in key homers at Arkansas and vs. Vanderbilt and Georgia. He ranked as UK's third-best hitter against top-25 foes, sporting a .315 mark.

A pair of moments, unrelated to offense or defense, will also be forever etched in Hairston's memory from 2015.

His younger brother, Devin, earned the everyday shortstop job for the Louisville Cardinals as a true freshman. That set up a pair of brother-against-brother matchups, which helped to further spice up a unique rivalry. It marked the first time the brothers had ever been on opposing teams.

Louisville won both meetings, giving Devin bragging rights. UK held Devin to a 0-for-5 performance in the two games, with Dorian making a catch of his younger brother's line drive in rightfield in the second meeting of the series. Dorian finished 2-for-9 with a double vs. Devin's Cardinals in 2015.

"That was a great experience for me," Hairston said. "Growing up we played baseball and basketball on the same teams. We've played baseball, basketball and football in the backyard against each other so that wasn't the first experience I've had playing against him, but it was the first experience I've had playing him in organized activity. Seeing him become an everyday starter brings a lot of joy to me. To be able to come in as a freshman and to end up as the starting at shortstop for one of the best teams in the country, they almost made it to the College World Series – I was pulling for them at the end of the season – for him to be a huge part of what they were doing made me very proud as an older brother."

Hairston joins a talented outfield cast in 2016, including juniors Marcus Carson and Storm Wilson, and newcomers Trey Miller, Tristan Pompey and Zach Reks. The six each has the ability to play centerfield, or either outfield corner, giving Henderson and Eckstein lineup versatility.

HEADY MORE POLISHED IN THIRD YEAR

A decorated in-state athlete from Oldham County High School, Connor Heady joined the Kentucky baseball team as a star member of the 2014 recruiting class.

As a key member of USA Baseball's U-18 National Team in 2012, Heady brought strong qualifications into his freshman season in 2014.

A six-foot, 180-pound right-handed hitting shortstop, Heady also brought a tool package to UK, featuring elite athleticism, a strong defensive skill set and a line-drive approach at the plate. He was rated as the 38th best freshman in college baseball in the preseason by Baseball America.

There is no substitute for experiencing the Southeastern Conference however, especially for a middle-infield talent in Heady.

Heady made 19 starts and played in 30 games as a freshman, making 11 starts and second base and eight at shortstop. He was limited to a .133 average (8-for-60) with three doubles and 10 RBI, fielding .940 defensively.

After the graduation of three-year starting shortstop Matt Reid from the 2014 club, Heady took over the majority of the shortstop duties for the Wildcats in 2015.

He played in 51 of UK's 55 games, making 50 starts at shortstop. Heady finished with a .211 average (32-for-152) with 27 runs, two doubles, two homers and 11 RBI. He sported a 21-25 walk-strikeout ratio and an admirable .355 on-base percentage.

A highlight for Heady came in four games – three in March and one midweek tilt in May – when he squared off against his brother, Quint's Northern Kentucky squad. Connor had hits in each game against NKU, leading UK to a 4-0 mark against his older sibling.

"That was cool," Heady remembered. "That was the first time we've actually ever played against each other because we have always been on the same team. It was really fun, I enjoyed that experience and it was something neither of us with ever forget."

Defensively up the middle, Heady struggled early in 2015 in replacing the hard-nosed Reid. He made 16 errors in his first 28 games of the year, with the team fielding .961.

"I struggled early in the spring and put too much pressure on myself," Heady said. "Pressure is a good thing, it keeps you dialed in and focused. I let it get the best of me. I had some talks with my dad, the staff, and stepped back and looked at it from a man's perspective. I needed to go harder and I needed to push myself harder

on these specific things, physically and mentally. I finally got to the point where I was comfortable at shortstop, was consistent and felt like nothing was going to get through. I got to that point towards the end of the year, cleaned everything up, my feet and hands were working better."

Heady fought through the adversity and finished strong in the field, committing just four errors over his last 23 games, with UK sporting a .979 fielding percentage during the stretch.

At the plate, Heady had a strong April, belting a key homer in a win at No. 5 Florida and collecting a 3-for-3 game vs. No. 6 Vanderbilt behind a Dustin Beggs pitching win.

He spent 34 games in the Northwoods League following UK's 2015 season and entered UK's fall with a renewed approach on focusing on his fundamentals.

"I've made some mechanical changes with my swing, lowering my hands, pushing them back a little more," Heady said. "I've been able to get to some more strength with my feet and legs. That has helped with the confidence part. Conquering that part of the game when you are fundamentally sound, it has allowed me to be able to work with Coach (Rick) Eckstein to refine what I need to do for this team. Really trying to drive the ball more, thinking right, left center, thinking through the middle and elevating the ball more. As a freshman and sophomore I was just focused on doing whatever I could do to get on base, had a lot of singles and have shown glimpses of power. I have become a much more consistent player in driving and squaring up baseballs."

Heady, who has always been blessed with an ability to dazzle with a jaw-dropping defensive play, is in a better mental position to succeed consistently as a junior, after the experience of the ups and downs of his first two seasons.

"Coming in as a freshman, you have a perspective of your abilities, and that is great you need to know where you stand, but you haven't gone through the SEC," Heady said. "You haven't played a full 56 games, plus postseason, and you don't have that perspective. No matter how much the coaches and team try to bring you along, you have to go through it. For me, I've had to go through it twice now to really feel comfortable and learn how to prepare myself in the offseason, fall and winter, all to get me to a position where I am now where I am prepared with my skills offensively and defensively. I do feel like I can relax, not from a working hard perspective, but just to take a little pressure off, be

comfortable in my position in the box and what I need to do to set myself up to be successful."

During the fall, Heady worked diligently with Eckstein, the former hitting coach for the Washington Nationals, who has helped refine his approach and tap into his offensive ability.

"Eckstein has made a big difference in my game and has made a big difference in a lot of players at Kentucky," Heady said. "He has really allowed me to focus on the mental side of the game. He gives each player the freedom to define what we want with our career and how we want to go about our business. It allows me to go to work, define who I want to be as a player and as a person. He has taught me a lot of life lessons through the game of baseball, through failures, success. He has made a big difference in my career. Glad he is here and came to us from the big leagues."

Heady has spent the preseason battling for a spot in UK's middle infield, along with sophomores Riley Mahan and Trey Miller, and newcomers Luke Becker and Zeke Lewis. With preseason All-America slugger JaVon Shelby switching to third base, there has been no shortage of competition for the vacant roles.

"We have a lot of guys that can play all over the diamond, which is unique to have a team that has so many guys that can play anywhere," Heady said. "We've done a good job this fall of trying out new positions, new places to play so that when it comes to game time and someone's number gets called, it is not going to be a surprise, or have anyone caught off guard."

Now as a seasoned junior, who has seen the highs and lows in the nation's best league, is prepared to help lead Kentucky back to the NCAA Tournament after a one-year hiatus. A big boost in that goal came in July, when right-handed weekend starters Dustin Beggs and Kyle Cody elected to postponed their professional careers to return to Kentucky for their senior years.

"On the weekend, in the SEC, when you have those three guys on the mound (Zack Brown on Friday), we have a lot of confidence," Heady said. "They each have a great mound presence and you can count on them to go out and compete. It has been awesome playing behind those guys, especially last year. It is unusual that you get to play behind the same three guys on the weekend for another year. It is just a joy to be able to play with those guys and we are going to have a lot of success behind them this year."

LOGUE A STRIKE-THROWING MACHINE

When Kentucky right-handed pitching stars Dustin Beggs and Kyle Cody turned down the 2015 MLB Draft and elected to return to school for their senior seasons in July, it was huge boost to the program.

Combined with junior righty Zack Brown, it allowed the Wildcats to return their entire weekend rotation for 2016.

There was one consequence of the return of the seniors however, it bumped sophomore southpaw Zach Logue out of the potential 2016 weekend rotation, after he showed signs of brilliance as a freshman.

"Sure," UK head coach Gary Henderson said when asked if Logue was going to be in the rotation before the return of Beggs and Cody. "Then you are wondering who the third one is going to be. Just from that standpoint in and of itself, I am going to be a much better pitching coach then I would've been if those two (Dustin Beggs and Kyle Cody) were playing professional baseball. That is the nature of what we do and how it works. But absolutely, and (Zach) will be moving forward."

The ultimate team player, Logue welcomed the return of the veteran righties.

"Obviously for the program it is great that Dustin and Kyle came back," Logue said. "They add experience and some really quality arms to our staff. For me, I am just trying to do anything I can to help the team. Obviously, I would love to be a weekend starter, but this year if it means coming out of the bullpen, throwing midweek games, or anything like that – we have a team that can make a real push in the postseason – I am just glad to help that."

A product of Mason, Ohio, Logue showed

a versatile ability to fill any role on a pitching staff as a freshman in 2015. Over 19 appearances, Logue made three starts with a save, a 2-2 record and a 5.18 ERA. He threw 33 innings, allowing 38 hits and only seven walks, striking out 24.

He had several strong outings, including his first career win in midweek action in the home opener, allowing a run in 6.2 innings. But after allowing 12 runs over three outings to end March, Logue was scuffling to figure out his most successful role on the staff.

With UK traveling to Arkansas in a crucial series in conference play, Logue was called on in relief in the rubber match at Baum Stadium. He worked 4.2 innings to keep UK in the game.

"Arkansas was definitely that moment for me," Logue said on his key outing as a freshman. "I had struggled a little bit before that. But I was able to go out there and give us four strong innings and get some of the best hitters in the nation out. I was able to walk away from that series with a lot more confidence."

Following the season, Logue starred in the Perfect Game Collegiate League. He was named the PGCBL Pitcher of the Year, owning an 8-0 record and a 2.21 ERA in 10 starts. He fanned 55 in 57 innings, with his last seven starts all going as quality outings.

"The summer was very important to my development," Logue said. "I had a lot of fun up there with Riley (Mahan), Brad (Schaenzer) and guys from other schools. It was real important for me to go out there and get all of the reps that I needed to throw my offspeed, figure out the rhythm of the game and develop all of

my pitches."

As a high school star at Moeller in Cincinnati, Logue teamed in the PGCBL with UK sophomore shortstop Riley Mahan, his childhood best friend. Mahan also had a breakout summer, earning the starting shortstop job in the PGCBL All-Star Game.

"Riley and I have been playing on the same team since at least eighth grade and sporadically before that as well," Logue said. "I've always just kind of had Riley back there behind me at shortstop. It is real comfortable for me to have him back there and it was great to have him back there over the summer. For each other, we are someone that we can go to if we are struggling. It is always a safe place for us to go and it is also great to share this experience with my best friend as well."

The relationship between Logue and Mahan, and even sophomore first baseman Evan White – a product of Gahanna, Ohio – is a unique aspect of Kentucky's program.

Another bond that has blossomed over the two years Logue has been on campus has been the relationship with Henderson, his knowledgeable pitching coach.

"Coach Hendu and I have a pretty tight relationship," Logue said. "He knows that I work hard and am coachable. And if he tells me something I am going to try and incorporate it what I am doing. He knows he can trust me, with classes and everything, so that furthers the relationship. He knows he can have an honest conversation with me. He doesn't have to sugar coat anything. He can just tell me what we need to do and how we are going to work towards getting better."



MAHAN REFINES MENTAL APPROACH

Trailing by a run with two outs in the bottom of the ninth inning of a series-deciding finale at No. 1 LSU, Kentucky turned to freshman Riley Mahan to pinch hit.

In the midst of a 1-for-8 skid, Mahan was seeking to keep the game alive and find a way on base.

"I came up to the on-deck circle, took a deep breath and looked around and thought to myself, 'this is one of the coolest things I have ever gotten to do,'" Mahan said. "LSU had a packed house for a Sunday ballgame. I was just thankful for the opportunity. I was going up there being aggressive."

He took a ball to open the at-bat, before punching a shallow pop-up down the leftfield line.

"Not necessarily a line drive like you are hoping, but placed it well and I have always been taught to play hard and run hard at all times," Mahan said. "I took off out of the box running hard and fortunately kept rounding the bases. It was pretty crazy."

LSU leftfielder Jared Foster – who opened the game at second base – extended in an effort to make the game-ending, diving catch. The ball skidded past his glove, however, and rolled to the warning track. LSU All-America shortstop Alex Bregman sprinted to the track, grabbed the baseball but slipped to his rear as he tried to skid to a stop.

"When I rounded second and got near third, I saw (base coach Brad Bohannon)," Mahan said. "I did not believe that he was waving me so I peeked over my shoulder, saw what was going on back there and just took off."

The mistimed jump and Bregman's stumble allowed Mahan to be heroic. A headfirst slide beat a jaw-droopingly close throw from Bregman to even the score at 10-10, shocking 10,732 at Alex Box Stadium.

It was the most exciting moment of the year for Mahan, the former star infielder out of Cincinnati's Moeller High School.

A left-handed hitting shortstop, who drips projection in his lithe 6-foot-2, 190-pound frame, Mahan opened the year with four starts at shortstop in the first two weekends of his collegiate career.

After a 3-for-4 game with a steal in the home lidlifter, Mahan started to get hot while serving as the replacement in the infield at third base, while Evan White returned to health at first base. He took a .326 average into

his Southeastern Conference debut at a challenging venue vs. No. 12 South Carolina, fanning three times against USC ace Wil Crowe.

With White back in the lineup, and senior Thomas Bernal shifting back to third, Mahan couldn't maintain a presence in the lineup midway through the year and found himself 0-for-18 heading into the regular-season finale at Missouri.

Bernal suffered a season-ending injury the night before vs. the Tigers and Mahan emerged in the spotlight at third base. He responded with an RBI double, two hits and a walk in helping UK to the series-clinching win. He followed that with a strong performance vs. Auburn in the SEC Tournament.

"It was definitely a roller coaster ride last year," Mahan reflected. "On opening day, when they announced the lineup and my name wasn't on it, it was a big letdown and I could have handled it a lot better in different aspects. I learned throughout the year how to be a team guy and stay positive so when my opportunity comes, when Missouri and the SEC Tournament rolled around, I was just trying to help my team and do my part."

Mahan finished the year with a .232 average (22-for-95), playing in 39 games with 22 starts. He had five doubles, three triples – the thrilling homer – and eight RBI.

Following the season, Mahan starred in the Perfect Game League, teaming with his high school teammate and childhood best friend, UK sophomore Zach Logue, in addition to UK sophomore southpaw Brad Schaezner. He had a .303 average over the summer, earning the starting shortstop job in the PGCBL All-Star Game.

"It was a blast being able to play some games and get some reps," Mahan said. "It was fun to go up there with Zach and Brad and get to know some of the other guys up there. It was a really good experience to see how people play the game in different ways and their mindset. It was a fun experience."

Logue has had a front-row seat for Mahan's development, as the brother-like duo has played on the same team for over a decade.

"Riley has always been a very gifted athlete and he has definitely changed his body over the last year," Logue said. "But the biggest growth that I've seen in him is his mental game. In high school, he would make an error or something and he could carry it with him through-

out the game. Over the last year, I've seen him grow tremendously in that area. If he makes a mistake, it is an aggressive mistake and he is able to put that past him and move on to the next pitch."

Mahan credits his work with UK offensive coordinator Rick Eckstein as being instrumental in his understanding of the importance of honing in on a mental approach.

"It has been huge, there are so many mental things go into this game, obviously," Mahan said. "I've been working with Coach Eck a lot on mental stuff. He has tried to pound it into my head for a while, ever since last year. This year I am starting to come around on that and understanding the points that he has made. It has just put me at a whole different level."

Mahan, a 40th round pick in the 2014 MLB Draft by the San Francisco Giants, is poised for a strong season. After JaVon Shelby shifted to third base in the fall, Mahan has joined in on an infield competition that features junior shortstop Connor Heady and newcomers Luke Becker, Zeke Lewis and Trey Miller.

"We've got four guys, right now as it stands vying for time in the middle," Henderson said at preseason media day. "Two guys at the forefront are the returners. Nothing has been decided and nothing will be decided until we get the season going and see where the first two weekends go. Riley Mahan is a sophomore that you saw play a bunch last year that has developed also physically. He is a better player now than what he finished up the spring season. He had a nice solid summer. Those two guys are at the forefront of what we are doing (in the infield)."

With several talented options in the infield, UK is hoping to have a strong defense that supports a proven weekend pitching staff.

"Having a strong defense is going to be huge," Mahan said. "We all know what our pitching staff is going to be like, so we are going to win games playing defense and our pitching is going to keep us in a lot of ballgames. Our guys take a lot of pride in our defense, knowing that we are back there helping out those pitchers and making plays for them."

SALOW USES TOUGHNESS FOR EDGE ON MOUND

Kentucky southpaw Logan Salow stood on the McKethan Stadium mound looking to retire Florida preseason All-America shortstop Richie Martin in the bottom of the ninth inning and lift his team to a series-clinching win.

The sixth-ranked Gators had rallied with four runs in their final opportunity, and with the tying run on third base and two outs, it was a matchup between Salow and Martin.

Salow threw a first-pitch ball and then evened up the count. With rain pouring for the first time in the game, Martin attempted to lay down a bunt on the third base line. Salow jumped off the mound, scooped up the ball in his right glove and flipped it to catcher Greg Fettes, who applied the tag to finish the win for the Wildcats.

The night before, Salow had entered the game vs. the Gators with the tying run at the plate and two outs in the ninth inning. He delivered by striking out a pinch hitter to secure the win.

"That weekend proved I could do it," Salow said. "You want to be in that situation; Friday, Saturday night, in Florida, on the road with the game is on the line. You come in with adversity. I came in with some tough situations and when it came down to it, the play that mattered I was able to get it. From then on out, it proved that I could pitch against the best ... When you feel that feeling that you can pitch and you belong here, you can really then take that next step in wherever you are in pitching."

That was a key weekend for Salow in his development into one of the top left-handed relievers in the Southeastern Conference as a sophomore.

He finished the year without eye-popping numbers, but his value to the 2015 Wildcats was unmatched. Over 23 appearances, Salow started two games, had a 1-1 record and a 5.32 ERA, with three saves and 27 strikeouts in 23.2 innings.

Following the season, Salow went to the prestigious Cape Cod League to continue his development.

"It is the best summer baseball you can possibly play," Salow said. "If you grow up watching college baseball, you also grow up aspiring to play in the Cape. It is everyone's dream to play in the Cape and it was certainly mine. To be able to get there and be moderately successful - I had my ups and downs -

but to learn that I can compete at a high level was really special. It is going to help me this year and going forward."

Salow's arsenal features the ability to throw several pitches for strikes, get swings and misses and induce weak contact. But it is his toughness that keeps earning him key roles over the first two seasons.

"My mental approach has gotten a lot better," Salow said. "Freshman year, I just wanted to be tough, and that was my mentality on the mound. Now I can take that, along with some skills I have developed over the last few years with some pitches, tweaking this and that, and my overall mental approach and the ability to concentrate on each pitch. You put it all together and you get a lot more on the mound than just someone who is going to be tough, grit their teeth, but being able to go out in the situation and execute, instead of hoping for the best."

Salow will look to lead a bullpen that features several returnees, including lefties Dylan Dwyer and Zach Logue and right-handers Zach Strecker and Bo Wilson.

"Our bullpen is full of guys that can come in at any situation, whether it is the beginning, middle or end of the game," Salow said. "That just speaks to our abilities to just come together as a team. Everyone is a starter in high school and the best success is when you can put your ego aside, fit into a role for the team, and we've got a lot of young guys who have just said they want to pitch for this team, doesn't matter when, and that is going to help us from here on out. Especially this year, we have plenty of guys that just want to be on the mound. Being able to come out of the bullpen has really helped us develop as pitchers and not just be limited to one role. If you can do that, you are going to be on the mound a lot more."



SHELBY FAMILY LEGACY LIVES ON WITH JaVON

When JaVon Shelby was 10 years old, there was one way he could get checked out of school early.

Kentucky baseball games at Cliff Hagan Stadium.

His older brother John T., was starring in the UK lineup as a slugging second baseman, which made for a convenient excuse to skip out of school early.

John T. played for the Wildcats from 2004-06 and etched out a permanent place in program history as a fixture on the 2006 Southeastern Conference Championship club. He anchored a lineup that featured SEC Player of the Year Ryan Strieby, helping Kentucky become the first team in SEC history to go from a last-place finish to the league title in the span of two seasons. John T. finished with 33 homers over his UK career, with a .307 average and 131 RBI, before reaching triple-A in the Chicago White Sox system.

JaVon joins his brothers John T. and Jeremy (Grambling State) as collegiate baseball standouts, following in the footsteps of their father, John, who charted 11 years in the big leagues, winning a pair of World Series Titles with the Baltimore Orioles and the Los Angeles Dodgers. John serves as the first-base coach for the Milwaukee Brewers and John T. also serves as a scout with the Brewers.

Ten years later, right back at Cliff Hagan Stadium, JaVon is carving out his own path in UK baseball history.

"I'm just living on the legacy," JaVon said. "My brother did a great job in the early 2000s and hopefully my brother (Jaren) can too. I was sitting down talking to my dad yesterday and was just telling him how good UK has been for our family and how they treat us as a whole. I am just embracing it and taking it one day at a time and enjoying the experience with all the guys, the coaches and our support staff. It makes you just want to rep that Kentucky blue."

Entering 2016 as a consensus preseason All-America selection, JaVon has proven himself as an all-conference second baseman his first two seasons. He was named to the SEC All-Freshman Team in 2014, before earning first-team accolades as a sophomore.

After all that success, JaVon has made a positional change. A player with an ability

to play anywhere on the field, he is shifting across the diamond to third base.

"It has allowed me to be more versatile in my game because I've proven can be a premier second baseman in the nation's best conference," JaVon said. "We have some young players who may fit really well at second base. I am just embracing it and am looking forward to the challenge it is going to bring to me this year."

Over his first two seasons, JaVon led all SEC second baseman in defensive assists, showcasing his range and competitiveness.

"The skill set was well suited for third base," UK head coach Gary Henderson said. "It's clear he's all-league second baseman. So he can certainly do that at a high level. For a number of reasons it made sense to put him over there. He has played well. Nobody is perfect in our game. We are not looking for perfection in the infield. But he is going to be a good player and he is going to do a good job over there. And his arm works well over there at third base."

As a sophomore, JaVon hit .312 (63-for-202) with 12 doubles, two triples, nine homers and 44 RBI. He ranked third in the SEC in OPS in league games, behind only sluggers Andrew Benintendi and Kyle Martin, ripping seven homers and 17 extra-base hits in 29 SEC games.

"JaVon is a physical presence," Henderson said. "Power, obviously he is a very accomplished offensive player."

JaVon, a 6-foot-2, 195-pound right-handed hitter, opened 2015 in exciting fashion vs. Ball State in the season opener, hitting a homer in front of his father for the first time in his baseball career. With John wrapped up in MLB Spring Training and the 162-game regular season throughout his adult life, he hasn't had a bevy of opportunities to watch JaVon's baseball career from the stands.

"He's seen, at the most, 12 of my games, total in my lifetime," JaVon said. "Last year was fun, I just embraced it. I ran into one and dad got it on video. That is going to be a memory that lasts a lifetime."

No player or coach has had a better vantage point for JaVon's development than his prep teammate, and friend for over a decade, UK senior outfielder Dorian Hairston.

"It still shocks me to see some of the

things he is able to do on the baseball field," Hairston said. "The place his swing is right now, and the pitches that he is able to turn around, is impressive. JaVon is going to give you the best he's got and the best he's got is really, really good baseball."

JaVon and Hairston join a sizeable class of upperclassmen in 2016, a rare but impactful fact today's college baseball. The veterans will be expected to provide crucial leadership throughout the ups and downs of the SEC.

"We have a group of guys that have been around together for a while," JaVon said. "We knew that when we became juniors, this was going to be our team. Within that group of guys, we can break it up where I can help some of the younger infielders, or ZB (Zack Brown) can help some of the younger pitchers. We love having that role and we will do anything to take this team to the next level."

The youngest of the Shelby brothers, Jaren, is a slugging senior outfielder at Tates Creek High School and signed his National Letter of Intent to play at Kentucky in 2015.

"I'd say Jaren has a different skill set than all of us," JaVon said. "Jaren has the ability to hit a ball 430 feet, at his age, right now. He has lightening bat speed. He just threw 95 mph from the outfield. So Jaren has more plus potential than all of us did at his age."

No matter how JaVon's 2016 season will turn out, Hairston knows it will not change the infectious personality of his longtime buddy.

"JaVon has developed as a player but he is still JaVon. He has always been JaVon," Hairston said. "He has not changed one bit in the 10-12 years I have known him and his family. He has always been JaVon and will always be JaVon."

STRECKER A BULLPEN WORKHORSE

Back in the summer of 2011, after Zach Strecker had concluded his career at Louisville's Eastern High School, he pitched in a summer league.

Strecker thought his baseball career was over after that stint, but his summer league coach, Jim Wiley, thought different. He pushed the 6-foot-4, 225-pound Strecker to attempt to walk-on through tryouts at Kentucky.

Kentucky volunteer assistant coach Keith Vorhoff was charged with walk-on tryouts and immediately spotted the potential in Strecker. The duo, along with manager Ben Jackson, worked together in an effort to see if Strecker had the desire to play collegiate baseball.

"The first month and a half, I wasn't on the team and it was just individual workouts," Strecker remembered. "Just me, Vor and Ben Jackson, and he ran me, did individual workouts, long toss, all stuff I had no idea I could do. He just pushed me, basically to see if I wanted to be a part of it. I give Vor a lot of credit for putting me, and making me who I am and getting me on the team."

That started an unforeseen path for Strecker, who enters 2016 poised to become one of the most used relief pitchers in Kentucky baseball history.

"It has been a crazy ride for me," Strecker said. "I came to UK just to go to school honestly. Jim (Wiley) gave me the courage to try out and honestly, I never expected what has happened. From my freshman year to now is unreal and I credit Hendu (Coach Gary Henderson) a lot for that. He just makes things easy for me to understand. It is unreal how much I have gotten better since freshman year."

He opened his career with a redshirt season in 2012, watching as the Wildcats rolled off

a school-record 45 wins and ascended to the program's first No. 1 national ranking. During the redshirt season, Strecker and Henderson worked on refining his arsenal, developing a devastating splitter and improving upon a slider, all working off an upper 80s, low 90s fastball.

"When I first started, I had just learned a slider over the summer, so I didn't really have that at all," Henderson said. "I didn't have a splitter, which I do now. Hendu has worked on those two pitches and they've gotten tremendously better and more consistent."

As a redshirt freshman, Strecker emerged as a consistent performer in Henderson's bullpen. The first outing of Strecker's career came in Spartanburg, S.C., on opening weekend of 2013.

"I remember my first outing here at UK against Niagara," Strecker said. "I threw nine pitches, struck out two. I actually crossed up the catcher a couple of times, I think it was Arnie (Zach Arnold). It was a flawless 1-2-3 inning and it was everything that I had dreamed of."

That first outing signaled that Strecker was ready to pitch for Kentucky. His biggest outing came in an 18 inning matchup with Western Kentucky at Bowling Green Ballpark.

"The biggest ah-ha moment in my early career was the Western game in extras, that 18 inning marathon," Strecker said. "I ended up giving up the walk-off home run but I came in bases loaded and no out and that was kind of a moment that I like to look back on."

He sported a 2.35 ERA and a 1-1 record in 16 games as a redshirt freshman, before appearing in 18 games as a sophomore. In 2015, Strecker became UK's most-used reliever,

appearing in 25 games, with a save and a 2-2 record in 30.2 innings.

Strecker earned his second win of the year in a big stage in 2015 at No. 1 LSU, working three innings in relief, allowing just one unearned run.

"That was just a wild weekend to begin with, playing No. 1 LSU. I think I came into a tie game in the ninth and I just wanted to go out there and do what I knew I could do. It wasn't the atmosphere that was intimidating because I had pitched there before my freshman year. It wasn't the fact of 11,000 people screaming at you, it was more the pressure of not letting your teammates down. We had the No. 1 team in the grips and we were able to come through. A lot of lucky breaks along the way for us in that game, the (Alex) Bregman ball that hit his foot, that Connor Hale hit was fortunate."

Strecker will join a talented and veteran bullpen that has the ability to fill a multitude of roles. Submariner Bo Wilson will be joined by Strecker from the right side, with lefties Dylan Dwyer, Zach Logue and Logan Salow poised to make a big impact.

"We have a lot of guys that can fill any role that needs to be done," Strecker detailed. "The lefties can throw to right-handed hitters. The righties can throw to left-handed hitters. We have a bunch of guys that have so much experience in the SEC last season that we have a lot of guys that had great summers as well, they can come in to any role that may give them a challenge and they can do whatever they need to. I trust anyone of our relievers to come in seventh, eighth and ninth bases loaded and get out of it. Any one of us can do it."

Now as a fifth-year leader, Strecker can be spotted in the bullpen instructing the 18-year old true freshmen he once aspired to be. With a seven-man senior class, Strecker's just one of several leadership options for the youthful talents.

"I've grown up with these guys last four years now," Strecker said. "You just get personal and group relationships with all of them. It is just a bond between us that really hasn't been at UK baseball for a few years, probably since that 2012 team, honestly. It is something that really, you can't replace. Everyone has each other's back and everyone is there for each other."



WHITE AN ELITE ATHLETE AT FIRST BASE

Not many teams in college baseball boast an elite athlete playing first base.

Kentucky is in that position with sophomore Evan White, a native of Gahanna, Ohio.

White, a 6-foot-3, 200-pound right-handed hitter who throws left-handed, is a game-changing talent. His prowess defensively as a freshman was unprecedented in Kentucky baseball history.

"We probably have the best first baseman in America. His name is Evan White," UK head coach Gary Henderson said. "He is a very, very good player. He is athletic enough that if we needed to get an extra bat into the lineup we could move him into the outfield. Those of you who watched him last year, you were impressed. He's bigger, he is stronger, he is faster and he is going to be a better player this year. We are really fortunate to have Evan in the program. He is a good player and you are going to enjoy watching him."

He earned Southeastern Conference All-Freshman Team honors in 2015 and was named to the SEC All-Defensive Team.

"Evan is just everything you can ask for," Kentucky sophomore infielder Riley Mahan said. "We are very spoiled to have him over there at first base. Seeing him progress body wise this year is going to be exciting to watch."

As a skinny, projectable freshman in 2015, White hit .318 (69-for-217), showing an advanced ability to collect hits to all fields. He scored 27 runs, had 12 doubles, one triple, two homers and 28 RBI. He finished with a .779 OPS, adding three stolen bases.

He had several strong moments as a freshman, including six hits in three games vs. each No. 1 LSU and Tennessee. A pair of three-hit games and a homer highlighted a huge series at Missouri, helping UK clinch a postseason berth. He also belted a homer at Southern Cal, sailing it over the centerfield fence at historic Dedaux Field.

Following the season, White – who was slated to go to the Cape Cod League – stayed in Lexington for the summer to focus on building strength to his quick-twitch frame.

"It was definitely huge," White said. "I got to get stronger, heal up my hamstrings and focus on improving my body. It was nice to be able to hit in the cage whenever I wanted too, kind of have more of a laid back schedule and really focus on the strength aspect."

He has concentrated on improving his

approach at the plate during the offseason and work with UK offensive coordinator Rick Eckstein, the former hitting coach for the Washington Nationals.

"I would say my approach has really matured," White said. "I really know that I need to focus on the pitches that I can handle, instead of trying to go after the pitches that are just going to get me out. It has definitely been something that Coach Eck and I have worked on day in and day out. I am really happy with the process and how things are coming along but there is still a ways to go and I am looking forward to improving as we move forward."

The most noticeable change has been his physicality and the impact it has made on his ability to pepper the outfield gaps with line drives. During the annual UK Fall World Series, White went 11-for-12, capping a fall practice season that saw him hit .394 with a 1.019 OPS in 66 at-bats.

"My very first impression of Evan White was how mature he was as an 18 year old kid," Henderson recalled on his initial meeting with White. "What he has improved the most of since he has been here? He has become a better baseball player just in terms of his skills. The most noticeable thing he has improved is his strength. His body has changed. He is not 172 pounds anymore. He is 195 or 198, probably on his way to 208 in the next 15-16 months. He is stronger. He moves really well. He is really confident. His bat speed is better than it was nine months ago. His knowledge of hitting has improved. His work with Coach Eckstein has been really, really valuable. His work ethic has allowed him to make some really noticeable jumps. He is a very impressive kid."

White, who will have the ability to play centerfield in professional baseball, dazzled with his glove throughout the 2015 season at first base and his value is unquestioned to UK's

talented infielders.

"Defense is always something I've taken pride in," White, who played first base in high school and centerfield in high school summer baseball, said. "My dad instilled that in me growing up, so it really sparked from him. It has helped me in other aspects of my game as well, showing you can play both positions, you can do pretty much anything you want to do. It instills a lot of confidence in me. Going forward, it helps me to have that versatility and being able to play both positions at a high level."

His elite athleticism and future position creates an interesting quandary for the bevy of scouts who line the stands at Cliff Hagan Stadium on a daily basis. There will be no shortage of eyes watching whenever White sheds his first base mitt for an outfield glove and heads to the outfield grass, whether it is in batting practice or competition.

White and his UK teammates are excited for the 2016 season, which was boosted significantly by the return of senior weekend starters Dustin Beggs and Kyle Cody.

"It is absolutely awesome playing behind those weekend guys," White said. "Honestly I didn't think I would even get a chance to play behind Beggs and Kyle again, and that is something I am very thankful for. I am really looking forward to it. Those guys are awesome and they are fun to watch pitch. I am glad they are on my team. Being able to work with them in the fall has been a big help to all the offensive guys, because those are some of the best pitchers in the country and those are the types of guys you are going to see night in and night out in the SEC. They've been a big help to this team. They are great leaders as well as great pitchers. It is great to have them back and we are looking forward to playing behind them every weekend."



BO WILSON FINDS ARM SLOT, HOME AT UK

His whole life, Bo Wilson wanted to be just like his father and be an Air Force fighter pilot.

Wilson followed in his father's footsteps after high school in Brandenburg, Ky., going to the Air Force Academy to continue his education and pitch collegiately.

A mechanical engineering major, Wilson spent two seasons at the Air Force Academy, before his dream was crushed. He failed a depth perception test, required for pilots following his sophomore year.

After his junior season, he would have been committed to five years of active duty, for a total commitment of nine years, without the option to become a pilot, his lifelong goal.

With his dream shattered and his goal of following in the footsteps of his father no longer an option, the NCAA granted a waiver that allowed Wilson to transfer to his home-state school, play for the Wildcats immediately, and have two seasons of eligibility remaining.

"It was definitely a dream crushed," Wilson remembered. "That is what I've wanted to do my whole life. That is what my dad did. It was a little bit of a blow at first and it took a few days to let it sink in, think about my options. I definitely could have stayed there, continued studying engineering. There are multiple other jobs in the Air Force that I could have done, but I decided I wanted to come back a little closer to home and study here with my brother as well."

After appearing in 48 games over two years with Air Force, Wilson had a strong fall practice season in 2014 and positioned himself to be a member of the UK bullpen as a junior.

Armed with a low, $\frac{3}{4}$ arm slot, Wilson was a weapon at the AFA in attacking right-handed hitters. After appearing in his first career SEC game vs. No. 20 Mississippi State, UK head coach Gary Henderson had an idea.

"He brought it up in the spring and we talked about moving to submarine arm slot," Wilson said. "I wasn't very interested at first. When we were at LSU, on Thursday night practice, he called me down to the bullpen and said let's try this. I threw a few pitches and we started focusing on that in the bullpen for a few weeks. I got more and more comfortable with it."

It took Wilson a little over a month to get comfortable with his new delivery, before becoming a major weapon for Henderson and the UK bullpen in late April and into May.

A 5-foot-11, 180-pound right-hander, Wilson appeared in seven games over the remainder of the year, not allowing a run and getting key outs vs. Florida, Vanderbilt, Missouri and Auburn.

Overall, Wilson – who earned consistent praise for his fearlessness and toughness on the bump – had a 0.82 ERA with a save in 11 games in 2015.

"I have always tried to be tough," Wilson said. "My dad and I would talk about that. I've always been undersized, whether its baseball, basketball or football. So you have to be more hard-nosed than the guy across from you. Toughness doesn't get enough credit in pitching. Out at Air Force, I got a good taste of that. I didn't have the best stuff, but if you attack every pitch and every hitter then things usually go your way."

Now as a season veteran of a pair of baseball programs, Wilson will help anchor a UK bullpen in 2016 that features returnees Zach Logue, Dylan Dwyer, Zach Strecker and Logan Salow.

"We return so much experience in the bullpen, and obviously with our whole starting rotation back, that too," Wilson said. "But with so many weapons in the bullpen, we can turn to any guy, on any day, even if a couple of guys are having an off day, our depth is almost endless. It takes a lot of pressure off the rest of the guys. Just go out and perform and do your job."

After experiencing the Southeastern Conference for the first time as a junior, Wilson is more prepared for the grind of the nation's best conference.

"I have a lot better understanding of what to expect," Wilson said. "Coming from the Mountain West to the SEC was a big jump. I thought I had an understanding of it but you can't really wrap your head around it until you are in the middle of it. Now that I know what it is like, that changes my whole approach quite a bit."

Wilson's time at the Air Force Academy helped him grow into a well-rounded, thoughtful and hard-working man who has the utmost respect of his teammates.

"Those years were very integral," Wilson said. "I feel like I was there for a reason, grew as a man. It is a different mindset, being in the military and having a lot more responsibilities. It definitely gives you a different perspective. You get a better idea of the whole world and the part you can play in it."

An interesting dynamic for Wilson arrived in 2016 as well, as his former recruiting coordinator at AFA, Toby Bicknell, replaced Brad Bohannon on the UK coaching staff over the preseason. In addition, another former AFA left-handed hitter Zach Reks has fought his way into the UK outfield rotation with a strong performance in the fall.

"If you would have told me that I would be playing at Kentucky four years ago I would have laughed in your face," Wilson said. "Then much less to say that you, your classmate and teammate, Zach, and then Coach Bicknell are also going to be at Kentucky. I would have said you are crazy. It is a cool dynamic that was unforeseen but very fortunate for us."



STORM DEVELOPING MONSTER MINDSET

Kentucky redshirt junior outfielder Storm Wilson is a worker, a student of the game and a one who is used to constantly tinkering in the batting cage.

Coming off a breakout, all-star summer in the grueling Northwoods League, Wilson is no longer tinkering with the physical aspects of his swing. He is trusting in the process of his work with decorated UK offensive coordinator Rick Eckstein and it has paid off.

During the fall practice season, Wilson led the team in average (.406), on-base percentage (.486), OPS (1.049) and most importantly, line-drive percentage (32%).

"There were very few talks about the physical aspect of my swing this fall," Wilson said. "I want to get to my best swing every time and that is what I focused on. Having that monster mindset, being able to trust the process and not focus on the result. If I strike out, flare a ball or roll over, I can't get upset about that. I have to move on to the next pitch or the next at-bat, be able to take it one pitch at a time, trust in myself and my ability. That is what Eckstein really preaches and it has started to sink in."

Over the summer, Wilson was a monster, both mentally and physically. He hit .304 in 50 games, with 37 runs, 12 doubles, a triple, five homers and 22 RBI, stealing 22 bases and owning more walks than strikeouts. All in the grind of the Northwoods League which is regarded as one of the nation's elite summer leagues and features a jam-packed schedule.

"We had a great group of guys and it was a good experience," Wilson said. "The games, playing that many in that short amount of time, it was tough. It wore down my body quite a bit. They say the Northwoods is about as close to the minor leagues as you are going to get, and I believe it. Traveling every single day gives you a good feel for how it is going to be in professional baseball."

A product of Somerset High School, Wilson emerged as a fixture in the UK lineup as a redshirt freshman in 2014, hitting .289 (37-for-128) in 34 starts, with six doubles, four homers and 20 RBI. This came a year after arriving on campus as a switch hitter and struggling through the challenges of a redshirt season and the switch to a solely left-handed approach.

His summer and fall productivity came after what Wilson would describe as a disappointing sophomore season.

He played in 46 of UK's 55 games, making 39 starts. Wilson hit .242 (32-for-132) with 21 runs, six doubles, two triples, one homer and 16 RBI, owning a 21-24 walk-strikeout ratio and a .379 on-base percentage. Always aggressive on the bases, Wilson stole eight bases in 12 attempts.

"I've grown a lot, not only physically as a baseball player but mentally as well," Wilson said. "Last preseason, I put a lot of pressure on myself. I thought I needed to be the guy to step up and be a big leader and I didn't handle it well. Now, Coach Eckstein and I just talk a lot about being mentally tough and having that monster mindset instead of looking at every single thing you do wrong, micromanaging and over analyzing you self."

"Now, just seeing the big picture and understanding that it is a process and not looking at the results. This preseason has helped me grow a lot in the mental aspect."

His work with Eckstein and former UK hitting coach Brian Green – now the head coach at New Mexico State – has been instrumental in his development.

"Coach Eck and I are very close," Wilson said. "It isn't so much about physically in my swing, it was more about the mental aspect, getting out of my own way and being able to just do it every single day, getting to my potential. Last year, it didn't go my way and Eckstein and I would have countless talks about how to

fix it. This year it has been simple, I've grown to where I don't need that constant reminder from him. I am able to do that on a daily basis. He has been unbelievable for me and my growth as a baseball player."

A speedy left-handed hitting outfielder, with an on-base mentality and an ability to slash line drives is a role the Wildcats are in need of after replacing Kyle Barrett and Ka'ai Tom, who have graduated their all-conference pedigrees to professional baseball.

"I finally understand what my identity and role is and I know not to get outside of that," Wilson said. "I am not going to be the guy that hits a bunch of home runs. I am the guy who gets singles, doubles, steals some bases and get on base. If I stick to my role, know what I can do, then my success level is going to increase."

A fourth-year junior, Wilson joins a close-knit group of upperclassmen that includes seniors Zach Arnold, Dustin Beggs, Kyle Cody, Dylan Dwyer, Dorian Hairston, Zach Strecker and Bo Wilson.

"It is a good feeling being able to count on those guys, not just for baseball," Wilson said about his bond with the seniors. "It correlates to baseball as well, to take that mindset of being able to go to war with your guys. It is a unique thing to have a large group of seniors in college baseball and we are going to take advantage of that."



2016 OPPONENTS



Mitch Gaspard



Georgia Salem



Jay Johnson



Bobby Dalbec



Dave Van Horn



Zach Jackson



Butch Thompson



Anfernee Grier

Alabama

at Lexington, Ky.



April 8 • 6:30 pm
April 9 • 2:00 pm
April 10 • 1:00 pm

University

Location: Tuscaloosa, Ala.
Enrollment: 36,155
Nickname: Crimson Tide
Colors: Crimson and White
Conference: Southeastern
President: Dr. Judy Bonner
Director of Athletics: Bill Battle
Stadium: Sewell-Thomas
Capacity: 8,500+

Sports Information

Baseball contact: Alex Thompson
E-mail: athompson@ia.ua.edu
Office: 205.348.3550
Cell Phone: 440.666.7615
Fax: 205.348.8841
Website: www.rolltide.com

Coaching Staff

Head coach: Mitch Gaspard
Alma mater: UL-Lafayette, 1988
Record at UA: 202-167, 7 years
Career record: 412-305, 13 years
Assistant coaches: Dax Norris, Andy Phillips, Nathan Kilcrease

Baseball Information

2015 Record: 32-28
Conference Record: 12-18
2015 Postseason: n/a
Letterwinners returning/lost: 21/9
Position starters returning/lost: 5/4
Starting pitchers returning/lost: 5/2

Series Information

Series: Alabama leads, 59-38
Last year: DNP

Arizona

Tony Gwynn Classic



TBD

University

Location: Tuscon, Ariz.
Enrollment: 42,236
Nickname: Wildcats
Colors: Cardinal and Navy
Conference: Pac-12
President: Dr. Ann Weaver Hart
Director of Athletics: Greg Bryne
Stadium: Hi Corbett Field
Capacity: 9,500

Sports Information

Baseball contact: Adam Gonzales
E-mail: adamgonzalez@emil.arizona.edu
Cell Phone: 520-591-6239
Website: www.arizonawildcats.com

Coaching Staff

Head coach: Jay Johnson
Alma mater: Point Loma Nazarene, 2001
Record at Arizona: first year
Career record: 72-42, 3 years
Assistant coaches: Sergio Brown, Dave Lawn, Marc Wanaka

Baseball Information

2015 Record: 31-24
Conference Record: 12-18
2015 Postseason: n/a
Letterwinners returning/lost: 21/12
Position starters returning/lost: 5/3
Pitchers returning/lost: 4/1

Series Information

Series: Arizona leads, 2-1
Last year: DNP

Arkansas

at Lexington, Ky.



April 21 • 7:00 pm
April 22 • 7:30 pm
April 23 • 1:00 pm

University

Location: Fayetteville, Ark.
Enrollment: 25,365
Nickname: Razorbacks
Colors: Cardinal and White
Conference: Southeastern
President: Dr. G. David Gearhart
Director of Athletics: Jeff Long
Stadium: Baum Stadium
Capacity: 10,737
Dimensions: 320-375-400-365-325

Sports Information

Baseball contact: David Beall
E-mail: jdb048@uark.edu
Office: 479.575.3114
Cell Phone: 479.445.5336
Fax: 479.575.7481
Press box: 479.575.4141
Website: www.arkansasrazorbacks.com

Coaching Staff

Head coach: Dave Van Horn
Alma mater: Arkansas, 1988
Record at Arkansas: 524-295, 13 years
Career record: 1,209-535, 27 years
Assistant coaches: Tony Vitello, Dave Jorn, Christian Kowalchuk

Baseball Information

2015 Record: 40-25
Conference Record: 17-12
2015 Postseason: College World Series

Series Information

Series: Arkansas leads, 37-24
Last year: Arkansas won 2-of-3 in Fayetteville

Auburn

at Auburn, Ala.



April 29 • 7:00 pm
April 30 • 7:00 pm
May 1 • 2:00 pm

University

Location: Auburn, Ala.
Enrollment: 25,134
Nickname: Tigers
Colors: Burnt Orange and Navy Blue
Conference: Southeastern
President: Dr. Jay Gogue
Director of Athletics: Jay Jacobs
Stadium: Plainsman Park
Capacity: 4,096
Dimensions: 315-335-385-360-331

Sports Information

Baseball contact: Taylor Bryan
E-mail: taylor.bryan@auburn.edu
Office: 334.844.9182
Cell: 334.750-3862
Website: www.auburntigers.com

Coaching Staff

Head coach: Butch Thompson
Alma mater: Birmingham-Southern
Record at Auburn: first year
Career record: 39-12, 1 year
Assistant coaches: Brad Bohannon, Doug Sisson, Greg Dye

Baseball Information

2015 Record: 36-26
Conference Record: 13-14
2015 Postseason: Tallahassee Regional
Letterwinners returning/lost: 19/13
Position starters returning/lost: 11/0
Pitchers returning/lost: 7/5

Series Information

Series: Auburn leads, 75-42
Last year: Auburn won in SEC Tournament, 6-4



Travis Janssen



Logan Gray



Steve Owens



Robby Rinn



Ron Torgalski



Bobby Sheppard



Ty Neal



Woody Wallace

Austin Peay

at Lexington, Ky.



March 2 • 4:00 pm

University

Location: Clarksville, Tenn.
Enrollment: 10,597
Nickname: Governors/Govs
Colors: Red and White
Conference: Ohio Valley Conference
President: Dr. Alisa White
Director of Athletics: Ryan Ivey
Stadium: Hand Park
Capacity: 777

Sports Information

Baseball contact: Cody Bush
Cell: 931.221.7561
Website: www.letsgopeay.com

Coaching Staff

Head coach: Travis Janssen
Alma mater: Kansas State, 1997
Record at AP: first year
Assistant coaches: Derrick Dunbar,
Greg Byron, A.J. Gaura

Baseball Information

2015 Record: 25-26
Conference Record: 15-15
2015 Postseason: none
Letterwinners returning/lost: 23/6
Position starters returning/lost: 8/0
Pitchers returning/lost: 9/6

Series Information

Series: UK leads, 11-2
Last year: DNP

Bryant

Tony Gwynn Classic



TBD

University

Location: Smithfield, R.I.
Enrollment: 3,347
Nickname: Bulldogs
Colors: Black and Gold
Conference: Northeast
President: Ronald K. Machtley
Director of Athletics: Bill Smith
Stadium: Conaty Park
Capacity: 500
Dimensions: 330-385-400-385-330

Sports Information

Baseball contact: Alex Lange
E-mail: alex.lange@uc.edu
Office: 513.556.0618
Cell Phone: 859.802.4867
Fax: 513.556.0619
Press box: 513.556.9645
Website: www.gobearcats.com

Coaching Staff

Head coach: Steve Owens
Alma mater: St. Lawrence, 1987
Assistant coaches: Ryan Fecteau,
Kyle Pettoruto, Jay Grenier

Baseball Information

2015 Record: 29-25
Conference Record: 17-7
2015 Postseason: none
Letterwinners returning/lost: 18/5
Position starters returning/lost: 8/1
Pitchers returning/lost: 19/5

Series Information

Series: first meeting

Buffalo

at Lexington, Ky.



March 4 • 4:00 pm
March 5 • 2:00 pm
March 6 • 1:00 pm

University

Location: Buffalo, N.Y.
Enrollment: 29,937
Nickname: Bulls
Colors: Royal Blue and White
Conference: Mid-American
President: Dr. Satish K. Tripathi
Director of Athletics: Allen Greene
Stadium: Amherst Audubon Field
Capacity: 500
Dimensions: 330-380-400-380-330

Sports Information

Baseball contact: Louie Spina
E-mail: lspina@buffalo.edu
Office: 716.645.6311
Cell Phone: 352.317.7386
Website: www.ubbulls.com

Coaching Staff

Head coach: Ron Torgalski
Alma mater: Hamilton, 1989
Record at UB: 156-271-1, 9 years
Career record: same
Assistant coaches: Steve Zirolli,
Adam Skonieczki

Baseball Information

2015 Record: 16-35
Conference Record: 7-20
2015 Postseason: n/a

Series Information

Series: UK leads, 6-0
Last year: DNP

Cincinnati

at Lexington, Ky.



March 8 • 4:00 pm

University

Location: Cincinnati, Ohio
Enrollment: 44,251
Nickname: Bearcats
Colors: Red and Black
Conference: American Athletic
President: Dr. Santa J. Ono
Director of Athletics: Mike Bohn
Stadium: Marge Schott Stadium
Capacity: 3,085

Sports Information

Baseball contact: Alex Lange
E-mail: alex.lange@uc.edu
Office: 513.556.5145
Cell Phone: 859.802.4867
Website: www.gobearcats.com

Coaching Staff

Head coach: Ty Neal
Alma mater: Miami (Ohio), 1999
Record at UC: 37-72, 2 years
Career record: same
Assistant coaches: John Lackaff,
Ted Tom, Dustin Coffman

Baseball Information


2015 Record: 15-41
Conference Record: 6-18
2015 Postseason: none

Series Information

Series: UK leads, 59-29-2
Last year: W, 9-1 in Cincinnati



Tony Vittorio



Matt Poland



Edwin Thompson



Kyle Nowlin



Kevin O'Sullivan



Logan Shore



Bill Brown



Brandon Gum

Dayton

at Spartanburg/Lexington



Feb. 21 • 10:00 am
April 26 • 6:30 pm

University

Location: Dayton, Ohio
Enrollment: 8,500
Nickname: Flyers
Colors: Red and Blue
Conference: Atlantic-10
President: Dr. Daniel J. Curran
Director of Athletics: Neil Sullivan
Stadium: Tim Warner Stadium
Capacity: 2,000
Dimensions: 330-375-400-375-330

Sports Information

Baseball contact: Russ Baglinski
E-mail: rbaglinski1@udayton.edu
Office: 937.229.4491
Fax: 937.877.0948
Press box: 937.269-5665
Website: www.daytonflyers.com

Coaching Staff

Head coach: Tony Vittorio
Alma mater: Hanover, 1988
Record at UD: 424-473-1, 16 years
Career record: 648-661-1, 23 years
Assistant coaches: Ryne Romick,
Ryan Cypret

Baseball Information

2015 Record: 16-38
Conference Record: 5-19
2015 Postseason: na
Letterwinners returning/lost: 15/12
Position starters returning/lost: 5/4

Series Information

Series: UK leads, 9-2
Last year: DNP

Eastern Kentucky

at Lexington, Ky.



April 12 • 6:30 pm

University

Location: Richmond, Ky.
Enrollment: 16,454
Nickname: Colonels
Colors: Maroon and White
Conference: Ohio Valley
President: Dr. Michael T. Benson
Director of Athletics: Steve Lochmueller
Stadium: Turkey Hughes Field
Dimensions: 340-410-330

Sports Information

Baseball contact: Kevin Britton
E-mail: kevin.britton@eku.edu
Office: 859.622.2006
Fax: 859.622.5108
Press box: 859.358.8359
Website: www.ekusports.com

Coaching Staff

Head coach: Edwin Thompson
Alma mater: Webber University, 2003
Record at ECU: first year
Career record: same
Assistant coaches: Tyler Hanson,
Adam Revellette, Eric Smith

Baseball Information

2015 Record: 21-29
Conference Record: 12-17
2015 Postseason: n/a
Letterwinners returning/lost: 26/7
Position starters returning/lost: 9/0
Pitchers returning/lost: 12/6

Series Information

Series: UK leads, 66-25-1
Last year: DNP

Florida

at Lexington, Ky.



March 25 • 6:30 pm
March 26 • 2:00 pm
March 27 • 1:00 pm

University

Location: Gainesville, Fla.
Enrollment: 49,878
Nickname: Gators
Colors: Orange and Blue
Conference: Southeastern
President: Dr. J. Bernard Machen
Director of Athletics: Jeremy Foley
Stadium: McKethan Stadium
Capacity: 5,500
Dimensions: 326-365-400-375-325

Sports Information

Baseball contact: John Hines
E-mail: johnh@gators.ufl.edu
Office: 352.375.4683
Cell Phone: 352.317.7386
Fax: 352.375.4809
Press box: 352.375.4683 X 4355
Website: www.gatorzone.com

Coaching Staff

Head coach: Kevin O'Sullivan
Alma mater: Virginia (1991)
Record at UF: 344-173, 8 years
Career record: same
Assistant coaches: Craig Bell, Brad Weitzel, Lars Davis

Baseball Information

2015 Record: 52-18
Conference Record: 19-11
2015 Postseason: College World Series

Series Information

Series: Florida leads 135-64-1
Last year: UK won 2-of-3 in Gainesville

George Mason

at Spartanburg, S.C.



Feb. 20 • 12:00 pm

University

Location: Fairfax, Va.
Enrollment: 33,117
Nickname: Patriots
Colors: Green and Gold
Conference: Atlantic 10
President: Dr. Angel G. Cabrera
Director of Athletics: Brad Edwards
Stadium: Spylher Field
Capacity: 1,000

Sports Information

Baseball contact: Greg Piduch
E-mail: gpiduch@gmu.edu
Office: 703.993.3260
Website: www.gomason.com

Coaching Staff

Head coach: Bill Brown
Alma mater: George Mason, 1980
Record at GM: 952-850-7, 34 years
Career record: same
Assistant coaches: Tag Montague,
Brian Pugh, Justin Walker

Baseball Information

2015 Record: 23-27-1
Conference Record: 12-12
2015 Postseason: n/a

Series Information

Series: First Ever Meeting



Scott Stricklin



Robert Tyler



Chris Lemonis



Kyle Hart



Dan McDonnell



Corey Ray



Paul Mainieri



Alex Lange

Georgia

at Athens, Ga.



March 18 • 7:00 pm
March 19 • 2:00 pm
March 20 • 1:00 pm

University

Location: Athens, Ga.
Enrollment: 35,197
Nickname: Bulldogs
Colors: Red and Black
Conference: Southeastern
President: Jere W. Morehead
Director of Athletics: Greg McGarity
Stadium: Foley Field
Capacity: 3,291
Dimensions: 350-370-404-365-314

Sports Information

Baseball contact: Christopher Lakos
E-mail: clakos@sports.uga.edu
Office: 706.542.7994
Cell Phone: 706.714.2934
Fax: 706.542.7994
Press box: 706.542.6162
Website: www.georgiadogs.com

Coaching Staff

Head coach: Scott Stricklin
Alma mater: Kent State, 1995
Record at UGA: 5257-1, 2 years
Career record: 402-245-1, 11 years
Assistant coaches: Fred Corral, Scott Daeley, Jimmy Rider

Baseball Information

2015 Record: 26-28
Conference Record: 10-19
2015 Postseason: none

Series Information

Series: Georgia leads 131-93-1
Last year: UGA won 2-of-3 in Lexington

Indiana

at Bloomington, Ind.



May 10 • 4:00 pm

University

Location: Bloomington, Ind.
Enrollment: 46,416
Nickname: Hoosiers
Colors: Cream and Crimson
Conference: Big Ten
President: Michael A. McRobbie
Director of Athletics: Fred Glass
Stadium: Bart Kaufman Field
Capacity: 2,500
Dimensions: 330-370-400-380-340

Sports Information

Baseball contact: Andrew Lentz
E-mail: lentz@indiana.edu
Office: 812.855.4770
Fax: 812.855.9401
Press box: 812.855.4787
Website: www.iuhoosiers.com

Coaching Staff

Head coach: Chris Lemonis
Alma mater: The Citadel, 1992
Record at IU: 35-24, 1 year
Career record: same
Assistant coaches: Kyle Bunn, Kyle Cheesebrough, Matt Reid

Baseball Information

2015 Record: 35-24
Conference Record: 17-8
2013 Postseason: NCAA Nashville Regional

Series Information

Series: UK leads 19-17
Last year: UK lost, 7-11

Louisville

at Lexington/Louisville



April 6 • 7:30pm
April 19 • 6:00pm

University

Location: Louisville, Ky.
Enrollment: 22,000
Nickname: Cardinals
Colors: Red and Black
Conference: Atlantic Coast
President: Dr. James Ramsey
Director of Athletics: Tom Jurich
Stadium: Jim Patterson Stadium
Capacity: 4,000
Dimensions: 330-375-402-377-330

Sports Information

Baseball contact: Garrett Wall
E-mail: g.wall@louisville.edu
Office: 502.852.3088
Fax: 502.852.7401
Press box: 502.852.3700
Website: www.gocards.com

Coaching Staff

Head coach: Dan McDonnell
Alma mater: The Citadel, 1992
Record at UL: 406-177, 9 years
Career record: same
Assistant coaches: Roger Williams, Eric Snider, Adam Vrable

Baseball Information

2015 Record: 47-18
Conference Record: 25-5
2014 Postseason: NCAA Louisville Super Regional
Letterwinners returning/lost: 21/8
Position starters returning/lost: 6/3
Pitchers returning/lost: 10/5

Series Information

Series: UK leads 69-39-1
Last year: UL won both meetings

LSU

SEC West - Not Scheduled



University

Location: Baton Rouge, La.
Enrollment: 31,076
Nickname: Tigers
Colors: Purple and Gold
Conference: Southeastern
President: Dr. F. King Alexander
Director of Athletics: Joe Alleva
Stadium: Alex Box Stadium
Capacity: 10,326

Sports Information

Baseball contact: Bill Franques
E-mail: wfranqu@lsu.edu
Office: 225.578.2527
Cell Phone: 225.241.4359
Press box: 225.578.4149
Website: www.lsusports.net

Coaching Staff

Head coach: Paul Mainieri
Alma mater: FIU, 1980
Record at LSU: 415-161-3, 9 years
Career record: 1279-653-8, 33 years
Assistant coaches: Alan Dunn, Andy Cannizaro, Will Davis

Baseball Information

2015 Record: 54-12
Conference Record: 21-8
2015 Postseason: College World Series
Letterwinners returning/lost: 17/15
Position starters returning/lost: 5/10
Pitchers returning/lost: 12/5

Series Information

Series: LSU leads, 47-27-1
Last year: UK won 2-of-3 in Baton Rouge



Danny Hayden



Chad Sedio



John Cohen



Jacob Robson



Tim Jamieson



Ryan Howard



Mike McGuire



Tanner Buenting

Miami (Ohio)

at Lexington, Ky.



April 27 • 6:30 pm

University

Location: Oxford, Ohio
Enrollment: 16,387
Nickname: Redhawks
Colors: Red and White
Conference: Mid-American
President: Dr. David Hodge
Director of Athletics: David Saylor
Stadium: Hayden Park
Capacity: 1,000
Dimensions: 332-400-343

Sports Information

Baseball contact: Caleb Saunders
E-mail: saundecr@miamioh.edu
Cell: 440.821.0753
Website: www.miamiredhawks.com

Coaching Staff

Head coach: Danny Hayden
Alma mater: Xavier, 2008
Record at MU: 46-66, 2 years
Career record: same
Assistant coaches: Jeremy Ison,
Matt Davis, Joe Forney

Baseball Information

2015 Record: 13-39
Conference Record: 11-16
2015 Postseason: n/a
Position starters returning/lost: 4/5
Starting Pitchers returning/lost: 2/1

Series Information

Series: UK leads, 22-15
Last year: DNP

Mississippi State

SEC West - Not Scheduled



University

Location: Starkville, Miss.
Enrollment: 20,365
Nickname: Bulldogs
Colors: Maroon and White
Conference: Southeastern
President: Dr. Mark Keenum
Director of Athletics: Scott Stricklin
Stadium: Dudy Noble Field, Polk-De-Ment Stadium
Capacity: 7,200
Dimensions: 330-376-390-374-326

Sports Information

Baseball contact: Kyle Niblett
E-mail: kniblett@athletics.msstate.edu
Office: 662.325.8040
Fax: 662.325.2563
Website: www.hailstate.com

Coaching Staff

Head coach: John Cohen
Alma mater: Mississippi State, 1990
Record at MSU: 240-185, 7 years
Career record: 561-381-1, 16 years
Assistant coaches: Wes Johnson,
Nick Mingione, Will Coggin

Baseball Information

2015 Record: 24-30
Conference Record: 8-22
2015 Postseason: n/a
Letterwinners returning/lost: 17/11
Position starters returning/lost: 6/3
Pitchers returning/lost: 10/9

Series Information

Series: MSU leads 57-39
Last year: UK won 2-of-3 in Lexington

Missouri

at Lexington, Ky.



May 19 • 6:30 pm
May 20 • 6:30 pm
May 21 • 1:00 pm

University

Location: Columbia, Mo.
Enrollment: 35,441
Nickname: Tigers
Colors: Old Gold and Black
Conference: Southeastern
President: Hank C. Foley
Director of Athletics: Mack Rhoades
Stadium: Taylor Stadium
Capacity: 3,031

Sports Information

Baseball contact: Shawn Davis
E-mail: davissshaw@missouri.edu
Office: 573.882.0711
Cell: 573.268.4275
Fax: 573.882.4720
Website: www.mutigers.com

Coaching Staff

Head coach: Tim Jamieson
Alma mater: New Orleans, 1984
Record at MU: 672-535-2, 21 years
Career record: same
Assistant coaches: Jerry Zulli, Hunter Mense, J.C. Field

Baseball Information

2015 Record: 30-28
Conference Record: 15-15
2015 Postseason: n/a
Letterwinners returning/lost: 17/12
Position starters returning/lost: 5/4
Pitchers returning/lost: 10/8

Series Information

Series: Series tied, 5-5
Last year: UK won 2-of-3 in Columbia

Morehead State

at Lexington, Ky.



March 22 • 6:30 pm

University

Location: Morehead, Ky.
Enrollment: 10,951
Nickname: Eagles
Colors: Blue and Gold
Conference: Ohio Valley
President: Dr. Wayne D. Andrews
Director of Athletics: Brian Hutchinson
Stadium: Allen Field
Capacity: 1,000

Sports Information

Baseball contact: Matt Schabert
E-mail: m.schabert@moreheadstate.edu
Office: 606.783.2556
Cell Phone: 606.202.3575
Fax: 606.783.2550
Website: www.msueagles.com

Coaching Staff

Head coach: Mike McGuire
Alma mater: South Carolina, 1992
Record at MSU: 83-90, 3 years
Career record: 225-179, 6 years
Assistant coaches: Adam Brown,
Graham Johnson, PJ McIntee

Baseball Information

2015 Record: 38-22
Conference Record: 20-10
2015 Postseason: NCAA Louisville Regional

Series Information

Series: UK leads series 45-26
Last year: UK won, 9-4



Kevin Moulder



Tyler Lawrence



Darin Erstad



Ryan Boldt



Todd Asalon



Trey Ganns



Mike Bianco



Errol Robinson

Murray State

Lexington/Paducah, Ky.



March 9 • 4:00 pm
May 17 • 7:00 pm

University

Location: Murray, Ky.
Enrollment: 10,998
Nickname: Thoroughbreds
Colors: Navy and Gold
Conference: Ohio Valley
President: Dr. Bob Davies
Director of Athletics: Allen Ward
Stadium: Reagan Field
Capacity: 800

Sports Information

Baseball contact: Kevin DeVries
E-mail: kdevries@murraystate.edu
Office: 270.809.7044
Cell Phone: 641.512.1847
Fax: 270.809.6814
Website: www.goracers.com

Coaching Staff

Head coach: Kevin Moulder
Alma mater: Murrury State, 2004
Record at MSU: 16-40
Career record: Same
Assistant coaches: Any Morgan,
Daniel Dulin, Grayson Crawford

Baseball Information

2015 Record: 16-40
Conference Record: 11-19
2015 Postseason: n/a
Letterwinners returning/lost: 13/12
Position starters returning/lost: 4/5
Pitchers returning/lost: 8/4

Series Information

Series: UK leads 16-6
Last year: UK swept DH in Lexington

Nebraska

Tony Gwynn Classic



TBD

University

Location: Lincoln, Neb.
Enrollment: 25,006
Nickname: Cornhuskers
Colors: Scarlet and Cream
Conference: Big Ten
President: Harvey Perlman
Director of Athletics: Shawn Eichorst
Stadium: Haymarket Park
Capacity: 8,486
Dimensions: 335-403-385-400-325

Sports Information

Baseball contact: Jeremy Foote
E-mail: jfoote@huskers.edu
Office: 402.472.7778
Cell Phone: 402.518.0232
Fax: 402.472.2005
Press box: 402.434.6861
Website: www.huskers.com

Coaching Staff

Head coach: Darin Erstad
Record at UN: 139-97, 4 years
Career record: same
Assistant coaches: Mike Kirby, Brad Smith, Ted Silva

Baseball Information

2015 Record: 34-23
Conference Record: 9-14
2015 Postseason: n/a
Letterwinners returning/lost: 20/11
Position starters returning/lost: 5/3
Pitchers returning/lost: 12/3

Series Information

Series: Nebraska leads, 1-0
Last year: DNP

Northern Kentucky

at Lexington, Ky.



March 29 • 6:30 pm

University

Location: Highland Heights, Ky.
Enrollment: 15,200
Nickname: Norse
Colors: Gold, Black and White
Conference: Atlantic Sun
President: Geoffrey S. Mearns
Director of Athletics: Ken Bothof
Stadium: Bill Aker Baseball Complex
Capacity: 500

Sports Information

Baseball contact: Melissa Powell
E-mail: powellm11@nku.com
Cell: 440.665.8934
Website: www.nkunorse.com

Coaching Staff

Head coach: Todd Asalon
Alma mater: Northern Kentucky, 1994
Record at NKU: 473-390-1, 15 years
Career record: 617-482-1, 20 years
Assistant coaches: Todd Asalon,
Dizzy Peyton, Brad Gschwind

Baseball Information

2015 Record: 17-34
Conference Record: 5-16
2015 Postseason: n/a
Letterwinners returning/lost: 19/24
Position starters returning/lost: 7/4

Series Information

Series: UK leads 11-0
Last year: UK won all four meetings
in Lexington

Ole Miss

at Oxford, Miss.



May 12 • 7:30 pm
May 13 • 7:30 pm
May 14 • 5:00 pm

University

Location: Oxford, Miss.
Enrollment: 22,286
Nickname: Rebels
Colors: Cardinal Red and Navy Blue
Conference: Southeastern
President: Dr. Daniel W. Jones
Director of Athletics: Ross Bjork
Stadium: Swayze Field
Capacity: 10,323
Dimensions: 330-365-390-365-330

Sports Information

Baseball contact: Adam Kuffner
E-mail: kuffner@olemiss.edu
Cell: 662.816.0497
Fax: 662.915.7006
Website: www.olemisssports.com

Coaching Staff

Head coach: Mike Bianco
Alma mater: LSU, 1989
Record at OM: 587-351-1, 16 years
Career record: 687-422-1, 17 years
Assistant coaches: Carl Lafferty,
Mike Clement, Marc MacMillan

Baseball Information

2015 Record: 30-28
Conference Record: 15-14
2015 Postseason: NCAA Regoinal
Letterwinners returning/lost: 15/13
Position starters returning/lost: 6/2
Pitchers returning/lost: 4/9

Series Information

Series: Ole Miss leads, 47-31
Last year: DNP



Rich Hill



Bryson Brigman



Mark Martinez



Spencer Thornton



Chad Holbrook



Wil Crowe



Dave Serrano



Nick Senzel

San Diego

Tony Gwynn Classic



TBD

University

Location: San Diego, Calif.

Enrollment: 8,321

Nickname: Toreros

Colors: Blue, Navy, White

Conference: West Coast

President: Dr. James T. Harris III

Director of Athletics: Shaney Fink

Stadium: Fowler Park

Capacity: 3,000

Dimensions: 312-395-329

Sports Information

Baseball contact: Chris Loucks

E-mail: cloucks@sandiego.edu

Office: 619.260.7930

Website: www.usdtoreros.com

Coaching Staff

Head coach: Rich Hill

Alma mater: Cal Lutheran, 1984

Record at UCSB: 585-398-3, 17 years

Career record: 908-617-3, 25 years

Assistant coaches: Ramon Orozco, Bradley Marcelino, Brady Kirkpatrick

Baseball Information

2015 Record: 33-20

Conference Record: 19-8

2015 Postseason: n/a

Letterwinners returning/lost: 18/19

Position starters returning/lost: 3/8

Starting Pitchers returning/lost: 1/2

Series Information

Series: UK leads, 1-0

Last year: DNP

San Diego State

Tony Gwynn Classic



TBD

University

Location: San Diego, Calif.

Enrollment: 32,396

Nickname: Aztecs

Colors: Scarlet and Black

Conference: Mountain West

President: Dr. Elliot Hirshman

Director of Athletics: Jim Sterk

Stadium: Tony Gwynn Stadium

Capacity: 3,000

Dimensions: 340-365-410-365-340

Sports Information

Baseball contact: Dave Kuhn

E-mail: dkuhn@mail.sdsu.edu

Office: 619.594.5547

Cell Phone: 619.957.8371

Website: www.goaztecs.com

Coaching Staff

Head coach: Mark Martinez

Alma mater: Mesa State, 1984

Record at SDSU: 41-23, 1 year

Career record: same

Assistant coaches: Sam Peraza, Joe Oliveira, Joey Centanni

Baseball Information

2015 Record: 41-23

Conference Record: 19-10

2015 Postseason: NCAA Lake

Elsinore Regional

Letterwinners returning/lost: 20/9

Position starters returning/lost: 5/4

Pitchers returning/lost: 10/4

Series Information

Series: SDSU leads, 1-0

Last year: DNP

South Carolina

at Lexington, Ky.



May 6 • 6:30 pm

May 7 • 6:30 pm

May 8 • 3:00 pm

University

Location: Columbia, S.C.

Enrollment: 32,972

Nickname: Gamecocks

Colors: Garnett and Black

Conference: Southeastern

President: Dr. Harris Pastides

Director of Athletics: Ray Tanner

Stadium: Carolina Stadium

Capacity: 8,242

Dimensions: 325-375-400-375-325

Sports Information

Baseball contact: Andrew Kitick

E-mail: kitick@mailbox.sc.edu

Office: 803.777.5257

Cell Phone: 803.240.4150

Fax: 803.777.2967

Press box: 803.777.6648

Website: www.gamecocksonline.com

Coaching Staff

Head coach: Chad Holbrook

Alma mater: North Carolina, 1994

Record at SC: 119-63, 3 years

Career record: same

Assistant coaches: Jerry Meyers, Sammy Esposito, Brian Buscher

Baseball Information

2015 Record: 32-25

Conference Record: 13-17

2015 Postseason: n/a

Letterwinners returning/lost: 23/12

Position starters returning/lost: 5/4

Pitchers returning/lost: 13/3

Series Information

Series: South Carolina leads, 48-34

Last year: USC swept in Columbia

Tennessee

at Knoxville, Tenn.



April 1 • 6:30 pm

April 2 • 4:00 pm

April 3 • 2:00 pm

University

Location: Knoxville, Tenn.

Enrollment: 27,854

Nickname: Volunteers

Colors: Orange and White

Conference: Southeastern

President: Dr. Joe DiPietro

Director of Athletics: Dave Hart

Stadium: Lindsey Nelson Stadium

Capacity: 4,283

Dimensions: 320-340-330

Sports Information

Baseball contact: MJ Burns

E-mail: MJBurns@utk.edu

Office: 865.974.8876

Cell Phone: 713.419.4583

Fax: 865.974.8875

Press box: 865.974.3376

Website: www.utsports.com

Coaching Staff

Head coach: Dave Serrano

Alma mater: n/a

Record at UT: 101-110, 4 years

Career Record: 390-250-1, 11 years

Assistant coaches: Larry Simcox, Aric Thomas, Chip Dill

Baseball Information

2015 Record: 24-26

Conference Record: 11-18

2015 Postseason: n/a

Letterwinners returning/lost: 20/11

Position starters returning/lost: 4/3

Pitchers returning/lost: 11/5

Series Information

Series: UT leads, 153-146

Last year: UK swept in Lexington



Rob Childress



Nick Banks



David Pierce



Stephen Alemais



Andrew Checketts



Woody Woodward



Matt Fincher



Daniel Fickas

Texas A&M

SEC West - Not Scheduled



University

Location: College Station, Texas
Enrollment: 58,809
Nickname: Aggies
Colors: Maroon and White
Conference: Southeastern
President: Dr. R. Bowen Loftin
Director of Athletics: Eric Hyman
Stadium: Blue Bell Park
Capacity: 6,100
Dimensions: 330-375-400-375-330

Sports Information

Baseball contact: Thomas Dick
E-mail: tdick@athletics.tamu.edu
Office: 979.862.5486
Cell: 512.784.2153
Fax: 979.845.6825
Press box: 979.458.3604
Website: www.12thman.com

Coaching Staff

Head coach: Rob Childress
Alma mater: Northwood, 1990
Record at TAMU: 409-222-2, 10 years
Career record: same
Assistant coaches: Justin Seely, Will Bolt, Jake Carlson

Baseball Information


2015 Record: 50-14
Conference Record: 18-10
2015 Postseason: NCAA Fort Worth Super Regional

Series Information

Series: TAMU leads, 5-3
Last year: TAMU swept DH in Lexington

Tulane

Tony Gwynn Classic



TBD

University

Location: New Orleans, La.
Enrollment: 13,462
Nickname: Green Wave
Conference: American
President: Michael A. Fitts
Director of Athletics: Troy Dannen
Stadium: Turchin Stadium
Capacity: 5,000

Sports Information

Baseball contact: Curtis Akey
E-mail: cakey@tulane.edu
Office: 504.314.7271
Cell: 504.95.4073
Website: www.tulanegreenwave.com

Coaching Staff

Head coach: David Pierce
Alma mater: Houston, 1988
Record at UT: 35-25, 1 year
Career record: 156-88, 4 years
Assistant coaches: Sean Allen, Philip Miller, Phil Haig

Baseball Information


2015 Record: 35-25
Conference Record: 13-11
2015 Postseason: NCAA Baton Rouge Regional
Letterwinners returning/lost: 21/9
Position starters returning/lost: 6/2
Pitchers returning/lost: 5/0

Series Information

Series: first meeting

UC Santa Barbara

Tony Gwynn Classic



Feb. 26 • 4:00 pm

University

Location: Santa Barbara, Calif.
Enrollment: 22,225
Nickname: Gauchos
Colors: Blue and Gold
Conference: Big West
President: Henry T. Yang
Director of Athletics: John McCutcheon
Stadium: Caesar Uyesaka
Capacity: 1,000
Dimensions: 335-385-400-385-335

Sports Information

Baseball contact: Andrew Wagner
E-mail: andrew.wagner@ucsb.edu
Office: 805.893.8603
Website: www.ucsbgauchos.com

Coaching Staff

Head coach: Andrew Checketts
Alma mater: Oregon State, 1998
Record at UCSB: 147-87-1
Career record: same
Assistant coaches: Neil Walton, Eddie Cornejo

Baseball Information

2015 Record: 40-17
Conference Record: 16-8
2015 Postseason: NCAA Lake Elsinore Regional

Series Information

Series: UCSB leads, 2-1
Last year: UCSB won 2-of-3 in Santa Barbara

USC Upstate

at Lexington, Ky.



March 11 • 4:00 pm
March 12 • 2:00 pm
March 13 • 1:00 pm

University

Location: Spartanburg, S.C.
Enrollment: 6,000
Nickname: Spartans
Colors: Green, White and Black
Conference: Atlantic Sun
President: Dr. Tom Moore
Director of Athletics: Lee Fowler
Stadium: Harley Park
Capacity: 500

Sports Information

Baseball contact: Steven Grandy
E-mail: sgrandy@uscupstate.edu
Office: 864.503.5129
Cell: 864.504.1485
Website: www.upstate.edu

Coaching Staff

Head coach: Matt Fincher
Alma mater: Georgia Southern, 1984
Record at Upstate: 405-577, 19 years
Career record: same
Assistant coaches: Ethan Guevin, Tyler Cook, Zach Honeycutt

Baseball Information

2015 Record: 15-38
Conference Record: 4-17
2015 Postseason: n/a
Letterwinners returning/lost: 17/4
Position starters returning/lost: 7/2
Pitchers returning/lost: 9/2

Series Information

Series: UK leads, 2-1
Last year: DNP



Tim Corbin



Bryan Reynolds



John Pawlowski



Danny Hudzina



Todd Interdonato



Matt Milburn



Scott Googins



Nate Soria

Vanderbilt

at Nashville, Tenn.



April 15 • 6:30 pm
April 16 • 2:00 pm
April 17 • 1:00 pm

University

Location: Nashville, Tenn.
Enrollment: 6,767
Nickname: Commodores
Colors: Black and Gold
Conference: Southeastern
President: Nicholas Zeppos
Director of Athletics: David Williams
Stadium: Charles Hawkins Field
Capacity: 3,626
Dimensions: 310-375-400-375-330

Sports Information

Baseball contact: Kyle Parkinson
E-mail: kyle.parkinson@vanderbilt.edu
Office: 615.343.0020
Cell Phone: 479.871.0817
Press box: 615.320.0436
Website: www.vucommodores.com

Coaching Staff

Head coach: Tim Corbin
Alma mater: Ohio Wesleyan, 1984
Record at VU: 567-271, 13 years
Career record: 676-409, 18 years
Assistant coaches: Travis Jewett, Scott Brown, Blake Allen

Baseball Information

2015 Record: 51-21
Conference Record: 20-10
2015 Postseason: College World Series
Letterwinners returning/lost: 23/10
Position starters returning/lost: 7/3
Pitchers returning/lost: 10/5

Series Information

Series: UK leads, 144-141-5
Last year: VU won series, 2-of-3 in Lexington

Western Kentucky

at Lexington, Ky.



March 15 • 4:00 pm

University

Location: Bowling Green, Ky.
Enrollment: 21,045
Nickname: Hilltoppers
Colors: Red and White
Conference: Conference
President: Dr. Gary Ransdell
Director of Athletics: Todd Stewart
Stadium: Nick Denes Field
Capacity: 1,500

Sports Information

Baseball contact: Brett Pund
E-mail: brett.pund@wku.edu
Office: 270.745.5388
Cell Phone: 662.346.3227
Website: www.wkusports.com

Coaching Staff

Head coach: John Pawlowski
Record at WKU: first year
Career record: 505-318, 14 years
Assistant coaches: Ty Megahee, Rob Reinstette, Devin Kelly

Baseball Information

2015 Record: 24-28
Conference Record: 10-19
2015 Postseason: n/a
Letterwinners returning/lost: 22/9
Position starters returning/lost: 4/5
Pitchers returning/lost: 11/3

Series Information

Series: UK leads 32-27
Last year: WKU swept both meetings

Wofford

at Spartanburg, S.C.



Feb. 19 • 5:00 pm

University

Location: Spartanburg, S.C.
Enrollment: 1,650
Nickname: Terriers
Colors: Old Gold and Black
Conference: Southern
President: Dr. Nayef Samhat
Director of Athletics: Dick Johnson
Stadium: King Field
Capacity: 2,500

Sports Information

Baseball contact: Brent Williamson
E-mail: williamsondb@wofford.edu
Office: 864.597.4093
Website: www.woffordterriers.com

Coaching Staff

Head coach: Todd Interdonato
Alma mater: UNC Asheville, 2000
Record at WU: 193-256, 8 years
Career record: same
Assistant coaches: J.J. Edwards, J.T. Maguire

Baseball Information

2015 Record: 39-22
Conference Record: 13-10
2015 Postseason: n/a
Letterwinners returning/lost: 28/7
Position starters returning/lost: 5/4
Pitchers returning/lost: 14/2

Series Information

Series: UK leads, 2-1
Last year: DNP

Xavier

at Lexington, Ky.



March 30 • 6:30 pm

University

Location: Cincinnati, Ohio
Enrollment: 6,650
Nickname: Musketeers
Colors: Navy Blue, Gray and White
Conference: Big East
President: Michal Graham
Director of Athletics: Greg Christopher
Stadium: Hayden Field
Capacity: 500

Sports Information

Baseball contact: Brendan Bergen
E-mail: bergenb@xavier.edu
Office: 513.745.3388
Cell: 513.320.4876
Fax: 513.745.2825
Website: www.goxavier.com

Coaching Staff

Head coach: Scott Googins
Alma mater: Ohio Wesleyan, 1992
Record at XU: 275-300, 10 years
Career record: same
Assistant coaches: Nick Otte, Billy O'Conner, Kyle Sprague

Baseball Information

2015 Record: 15-38
Conference Record: 3-15
2015 Postseason: n/a
Letterwinners returning/lost: 19/15
Position starters returning/lost: 4/4
Pitchers returning/lost: 7/6

Series Information

Series: UK leads, 30-8
Last year: UK won, 6-1



SERIES HISTORY VS. OPPONENTS, SEC

ALABAMA (UK trails 38-59)

4/29/1914	A	W, 2-1
4/30/1914	A	L, 2-5
5/4/1925	H	L, 3-9
5/5/1925	H	L, 5-10
5/11/1925	A	L, 4-5
5/12/1925	A	L, 2-8
4/29/1931	A	L, 3-18
4/30/1931	A	W, 7-3
4/20/1941	A	L, 1-7
4/21/1941	A	L, 3-7
5/22/1950	A	L, 1-4
5/23/1950	A	L, 0-13
5/26/1950	H	W, 14-3
5/27/1950	H	L, 1-9
4/28/1952	H	L, 2-3 (10)
4/29/1952	H	W, 9-6
3/18/1975		W, 5-4
3/18/1975		W, 4-2
3/19/1975		L, 4-5
3/19/1975		L, 1-2
3/6/1980	A	L, 5-7
1981	N	W, 3-2
3/16/1982	A	L, 8-12
3/30/1985	H	W, 12-8
3/31/1985	H	L, 6-8
3/15/1986	H	L, 7-19
3/15/1986	H	L, 12-14
3/16/1986	H	L, 5-8
3/18/1986	A	L, 2-8
3/21/1987	A	W, 7-4
3/21/1987	A	W, 11-9
3/22/1987	A	L, 5-7
3/26/1988	H	L, 4-6
3/26/1988	H	W, 3-2
3/27/1988	H	W, 9-5
3/25/1989	A	L, 4-5
3/25/1989	A	W, 6-4
3/26/1989	A	W, 9-6
5/5/1990	H	L, 6-12
5/5/1990	H	L, 5-75
5/6/1990	H	L, 2-6
5/4/1991	A	W, 4-3
5/4/1991	A	W, 9-5
3/21/1992	H	W, 6-4
3/21/1992	H	W, 6-5
3/22/1992	H	W, 6-5
3/27/1993	A	W, 6-3
3/28/1993	A	W, 7-4
3/30/1993	A	L, 7-8
4/5/1996	H	L, 4-17
4/6/1996	H	W, 3-2
4/7/1996	H	L, 1-4
5/16/1996	N	L, 2-3
5/19/1996	N	L, 8-16
4/4/1997	A	L, 3-10
4/5/1997	A	W, 9-2
4/6/1997	A	L, 5-9
5/14/1998	N	L, 3-8
3/11/2000	A	L, 4-5
3/11/2000	A	L, 5-6
3/12/2000	A	W, 11-10
3/16/2001	H	L, 1-3
3/17/2001	H	L, 1-15
3/18/2001	H	L, 7-26
4/12/2002	H	L, 9-11
4/13/2002	H	L, 1-10
4/14/2002	H	L, 4-15
4/11/2003	A	L, 7-8
4/12/2003	A	W, 5-3
4/13/2003	A	L, 1-4
5/14/2004	H	L, 2-6
5/15/2004	H	W, 9-8
5/16/2004	H	L, 11-12 (12)
3/18/2005	A	L, 3-5
3/19/2005	A	L, 3-5
3/20/2005	A	L, 4-10
3/14/2008	H	W, 7-5
3/15/2008	H	W, 15-2
3/16/2008	H	W, 5-1
5/21/2008	N	W, 9-3
5/23/2008	N	L, 4-13
4/24/2009	A	L, 6-13
4/25/2009	A	W, 11-1
4/26/2009	A	L, 2-3
4/10/2010	H	W, 7-6
4/11/2010	H	W, 8-2
4/12/2010	H	L, 9-11
3/25/2011	A	L, 0-4
3/26/2011	A	L, 5-6

3/27/2011	A	L, 3-8
5/11/2012	H	W, 4-2
5/12/2012	H	W, 7-6
5/12/2012	H	W, 8-1
3/14/2014	A	L, 0-3
3/15/2014	A	W, 7-2
3/15/2014	A	L, 3-5 (10)
5/20/2014	N	W, 7-1
at Lexington: UK trails 18-23		
at Tuscaloosa: UK trails 15-30		
Neutral: UK trails 3-4		

ARIZONA

(UK trails 1-2)

3/12/1991	A	W, 5-4
3/13/1991	A	L, 0-24
6/1/2008	N	L, 3-5
at Tuscon: series tied, 1-1		
Neutral: UK trails, 0-1		

ARKANSAS

(UK trails 24-37)

2/28/1989	N	L, 4-8
3/1/1989	N	W, 6-2
4/4/1992	H	L, 9-10
4/4/1992	H	W, 14-6
4/5/1992	W	W, 10-7
4/10/1993	A	L, 0-1
4/10/1993	A	W, 9-3
4/13/1993	A	L, 4-8
3/23/1996	H	L, 9-16
3/24/1996	H	W, 6-5
3/26/1996	H	L, 5-7
5/15/1996	N	W, 7-5
3/21/1997	A	W, 11-5
3/22/1997	A	L, 8-9
3/23/1997	A	L, 4-11
4/24/1998	H	L, 1-17
4/25/1998	H	W, 15-5
4/26/1998	H	W, 4-3
4/9/1999	A	L, 2-15
4/10/1999	A	L, 1-10
4/11/1999	A	L, 5-9
5/19/1999	N	L, 4-6
4/28/2000	A	W, 7-6
4/29/2000	A	L, 10-12
4/30/2000	A	L, 5-8
4/27/2001	H	W, 5-4
4/28/2001	H	L, 11-16
4/29/2001	H	L, 5-9
5/3/2002	A	L, 1-5
5/4/2002	A	W, 5-2
5/5/2002	A	W, 1-0
3/28/2003	H	L, 2-9
3/29/2003	H	L, 1-2
3/30/2003	H	L, 9-10
4/23/2004	A	L, 4-9
4/24/2004	A	L, 4-5
4/25/2004	A	L, 10-11 (7)
4/30/2005	H	L, 5-8
4/30/2005	H	W, 11-8
5/1/2005	H	W, 7-1
4/14/2006	A	L, 9-10
4/15/2006	A	L, 6-10
4/16/2006	A	W, 7-5
3/16/2007	H	L, 2-10
3/17/2007	H	W, 7-5
3/18/2007	H	L, 14-5
4/2/2010	A	W, 12-8
4/3/2010	A	L, 1-10
4/4/2010	A	L, 16-17
4/23/2011	H	W, 3-2
4/23/2011	H	W, 3-1
4/24/2011	H	L, 1-5
4/13/2012	A	L, 7-8
4/14/2012	A	W, 5-4
4/14/2012	A	W, 2-1
5/3/2013	H	L, 1-2
5/4/2013	H	L, 3-5
5/4/2013	H	W, 4-3
4/10/2015	A	L, 3-5
4/11/2015	A	W, 16-4
4/12/2015	A	L, 3-7

at Lexington: UK trails 17-27
at Fayetteville: UK trails 16-29
Neutral: UK trails 2-4

AUBURN (UK trails 42-75)

4/20/1956	H	L, 6-25
4/21/1956	H	L, 10-19 (7)
4/21/1956	H	L, 5-10 (7)
4/19/1957	A	L, 5-12
4/20/1957	A	L, 0-1
4/20/1957	A	L, 8-10
4/29/1960	H	L, 2-7
4/30/1960	H	L, 5-7
4/7/1961	A	L, 4-17
4/8/1961	A	L, 5-7
4/27/1962	H	L, 0-5
4/28/1962	H	W, 7-4
4/12/1963	A	L, 6-13
4/13/1963	A	L, 2-14
4/24/1964	H	W, 2-1
4/25/1964	H	W, 5-4
3/19/1965	A	L, 4-5
3/20/1965	A	L, 6-11
4/29/1966	H	W, 2-1
4/10/1967	A	L, 1-4
4/10/1967	A	W, 3-2
4/11/1967	A	L, 0-2
4/19/1968	H	W, 5-4
4/19/1968	H	W, 16-9
4/20/1968	H	W, 3-0
4/28/1969	A	W, 4-2
4/29/1969	A	L, 2-12
4/25/1970	H	L, 0-1
4/25/1970	H	L, 2-4
4/9/1971	A	L, 0-2
4/9/1971	A	W, 6-5
4/10/1971	A	W, 14-13
4/8/1972	H	L, 2-5
4/8/1972	H	W, 5-4
4/6/1973	A	L, 1-5
4/6/1973	A	L, 1-2
4/5/1974	H	L, 2-15
4/5/1974	H	W, 7-6
4/6/1974	H	L, 2-5
4/4/1975	A	L, 4-9
4/4/1975	A	W, 4-1
4/5/1975	A	L, 7-15
5/16/1976	N	L, 0-6
5/16/1976	N	W, 7-6
5/17/1976	N	L, 6-14
4/12/1986	A	L, 0-1
4/12/1986	A	L, 5-16
4/13/1986	A	L, 4-5
4/18/1987	H	L, 7-12
4/18/1987	H	W, 6-5
4/19/1987	H	W, 11-4
5/15/1987	N	L, 4-5
4/16/1988	A	L, 1-9
4/16/1988	A	L, 0-2
4/17/1988	A	W, 2-1
4/15/1989	H	L, 3-5
4/15/1989	H	W, 7-5
4/16/1989	H	W, 9-4
4/28/1990	A	L, 6-9
4/28/1990	A	W, 5-1
4/29/1990	A	W, 7-4
4/27/1991	H	L, 3-10
4/27/1991	H	W, 11-10
4/28/1991	H	L, 1-3
5/17/1991	N	L, 5-8
3/28/1992	A	W, 6-3
3/28/1992	A	W, 8-4
3/29/1992	A	W, 12-5
4/3/1993	H	L, 4-10
4/4/1993	H	L, 3-7
4/6/1993	H	L, 8-16
3/29/1996	A	L, 10-16
3/30/1996	A	W, 7-4
3/31/1996	A	L, 6-12
3/28/1997	H	L, 0-5
3/29/1997	H	W, 6-5
3/30/1997	H	L, 3-18

5/1/1998	A	W, 10-7
5/2/1998	A	L, 3-14
5/3/1998	A	L, 2-15
5/7/1999	H	W, 10-1
5/8/1999	H	L, 4-7
5/9/1999	H	L, 4-5
3/15/2002	A	W, 3-1
3/16/2002	A	L, 3-4
3/17/2002	A	L, 0-5
3/21/2003	H	L, 10-14
3/22/2003	H	L, 3-10
3/23/2003	H	L, 3-10
3/19/2004	A	W, 8-0
3/20/2004	A	W, 4-3
3/21/2004	A	L, 2-3 (10)
4/15/2005	H	L, 4-8
4/16/2005	H	W, 6-2
4/17/2005	H	L, 3-4
3/31/2006	A	W, 8-7
4/1/2006	A	L, 1-5
4/2/2006	A	L, 6-12
5/17/2007	H	L, 7-18
5/18/2007	H	L, 6-13
5/19/2007	H	W, 8-7
3/21/2008	A	L, 0-2
3/22/2008	A	L, 7-5
3/23/2008	A	W, 9-8
5/9/2009	H	W, 6-5
5/10/2009	H	L, 5-7
4/23/2010	A	L, 6-13
4/25/2010	A	W, 8-7
4/26/2010	A	L, 5-6
4/8/2011	H	L, 9-12
4/9/2011	H	L, 8-15
4/10/2011	H	L, 2-8
5/9/2014	H	W, 6-3
5/10/2014	H	L, 1-8
5/11/2014	H	W, 6-5 (10)
5/19/2015	N	L, 3-6

at Lexington: UK trails 22-34

at Auburn: UK trails 19-36

Neutral: UK trails 1-5

AUSTIN PEAY

(UK leads 11-2)

3/20/1980	A	W, 13-5
4/4/1985	H	W, 12-4
5/3/1988	H	W, 16-5
4/24/1990	H	L, 10-17
4/17/1991	H	W, 11-5
4/22/1992	H	W, 20-5
4/22/1993	H	W, 13-2
3/15/1996	A	L, 8-19
3/11/1997	H	W, 14-0
3/25/1998	H	W, 8-5
3/21/2001	A	W, 5-2
3/13/2002	H	W, 4-3
4/9/2013	H	W, 6-3

at Lexington: UK leads, 9-1

at Clarksville: UK leads, 2-1

BRYANT

first meeting

BUFFALO

(UK leads 6-0)

2/25/2005	H	W, 13-2
2/26/2005	H	W, 12-10
2/27/2005	H	W, 12-4
2/24/2012	H	W, 13-4
2/25/2012	H	W, 9-6
2/26/2012	H	W, 7-6

at Lexington: UK leads 6-0

CINCINNATI

(UK leads 59-29-2)

5/9/1903	H	W, 3-1
4/22/1904	H	W, 4-0
5/7/1904	A	L, 7-10
3/29/1907	H	W, 5-4
3/30/1907	H	W, 22-2
4/16/1909	H	L, 1-8
4/27/1910	H	W, 15-3
4/27/1911	H	W, 7-6
5/6/1911	A	W, 10-3
4/26/1912	A	W, 7-2
5/16/1914	H	W, 8-2
5/1/1919	A	W, 11-8
5/12/1919	H	W, 7-4
5/3/1920	H	W, 5-2
5/6/1920	A	L, 2-6
4/14/1921	H	L, 0-13
4/16/1921	A	n/a
5/21/1921	A	W, 8-2
4/29/1922	A	L, 10-18
5/2/1922	H	L, 12-14
4/12/1923	A	L, 0-2
4/19/1924	H	W, 5-3
4/27/1926	H	T, 10-10
5/24/1929	A	W, 4-3
5/25/1929	H	W, 5-3
4/30/1930	A	T, 3-3 (13)
5/22/1930	H	W, 7-2
5/5/1934	H	L, 0-3
5/11/1934	A	L, 2-3
4/29/1939	H	W, 8-4
5/9/1939	A	L, 5-8
5/16/1940	H	W, 9-1
5/6/1941	A	L, 5-6
5/20/1941	H	W, 5-3
5/4/1942	H	L, 8-20
5/17/1942	A	W, 5-4
4/22/1947	H	L, 3-6
5/14/1947	A	L, 5-6
4/10/1950	A	W, 8-6
5/9/1950	H	W, 12-8
4/21/1951	A	L, 2-18
5/7/1951	H	W, 12-7
3/26/1968	H	L, 0-1
4/14/1970	A	W, 3-0
3/27/1971	H	W, 4-1
3/27/1971	H	W, 6-3
4/5/1971	A	L, 1-7
4/12/1972	A	W, 7-5
5/4/1972	H	L, 3-4
4/26/1973	A	L, 3-6
3/28/1974	H	W, 5-2
3/28/1974	H	W, 6-4
4/22/1975		L, 6-7
4/22/1975		W, 9-1
1979	A	W, 17-12
4/23/1980	H	W, 19-16
3/25/1982	H	L, 1-6
3/24/1983	H	W, 12-3
3/24/1983	H	W, 25-0
4/26/1983	A	W, 7-5
4/26/1983	A	W, 8-5
4/11/1984	A	W, 10-3
4/24/1984	H	W, 8-6
4/9/1985	A	L, 5-6
4/23/1985	H	W, 10-4
4/8/1986	H	W, 19-1
4/5/1989	A	W, 9-4
4/23/1991	H	W, 17-6
4/10/1996	H	W, 16-7
4/17/1996	H	W, 7-6
4/30/1997	H	W, 8-1
5/6/1998	H	W, 22-6
4/20/1999	A	L, 5-7
5/5/1999	H	L, 2-3
4/18/2000	H	W, 12-2
4/24/2001	A	L, 2-3
4/25/2001	H	L, 4-11
4/2/2003	H	W, 10-9
4/7/2004	H	W, 8-7



4/20/2005	A	L, 2-7
3/1/2006	H	L, 9-10
3/7/2007	H	W, 21-7
4/15/2008	A	W, 9-4
3/25/2009	H	L, 6-12
3/30/2010	A	W, 11-2
3/22/2011	H	W, 4-2
3/21/2012	A	W, 10-7
4/17/2012	H	W, 7-0
3/5/2014	H	W, 7-0
3/5/2014	H	W, 11-4
3/11/2015	A	W, 9-1
at Lexington: UK leads 39-13-1		
at Cincinnati: UK leads 17-15-1		

DAYTON

(UK leads 8-2)

4/21/1969	H	W, 9-2
4/8/1970	A	L, 1-2
3/27/1986	H	W, 10-7
3/6/1993	H	W, 12-10
3/10/1993	H	W, 9-1
3/3/2000	H	W, 9-6
3/4/2000	H	W, 9-3
3/5/2000	H	W, 11-0
3/14/2004	H	L, 9-17
4/4/2012	H	W, 19-6
at Lexington: UK leads 8-1		
at Dayton: Dayton leads, 1-0		

EASTERN KENTUCKY

(UK leads 66-25-1)

6/4/2006	H	L, 4-7
5/12/1928	H	W, 21-0
4/21/1934	H	W, 14-5
4/28/1934	A	L, 2-4
4/19/1939	H	L, 4-6
5/5/1939	A	L, 5-6
5/7/1940	H	W, 11-10
5/2/1941	A	W, 11-6
5/23/1941	H	W, 6-5
5/2/1942	A	W, 3-1
5/16/1942	H	W, 10-8
5/8/1946	A	L, 1-4
4/28/1947	H	L, 4-13
5/28/1947	A	W, 12-2
4/11/1953	H	L, 10-11 (10)
5/12/1953	H	L, 4-5
4/2/1954	A	W, 8-7
5/12/1954	H	W, 7-3
4/4/1955	H	W, 5-4
5/9/1956	H	L, 3-7
5/12/1956	A	W, 6-1
5/7/1957	H	W, 6-4
4/15/1958	A	L, 0-12
5/17/1958	H	L, 5-10
4/7/1959	H	W, 7-4
4/28/1959	A	W, 14-9
3/30/1960	H	W, 7-5
5/13/1960	A	W, 7-2
4/25/1961	A	W, 15-3
4/3/1962	A	W, 6-3
4/17/1962	H	W, 9-4
4/1/1963	H	W, 6-1
4/14/1964	H	W, 8-1
4/28/1964	A	W, 6-1
3/30/1965	H	W, 11-4
4/13/1965	A	W, 13-12
3/29/1966	A	L, 6-13
4/6/1966	H	W, 5-0
4/25/1967	A	W, 5-0
4/9/1968	H	L, 2-14
4/19/1973	H	W, 4-3
5/2/1973	H	W, 4-2
4/18/1974	A	W, 21-13
5/1/1974	H	W, 8-3
4/8/1975	W	6-1
1976	W	7-0
1977	W	23-7
1978	W	30-11
1979	A	W, 11-6
3/26/1980	A	W, 4-3
4/2/1980	H	W, 16-2
4/16/1980	A	L, 7-8

4/29/1980	H	W, 14-6
3/31/1981	H	W, 6-4
4/15/1981	A	W, 9-7
3/31/1982	A	L, 1-10
4/13/1982	H	W, 14-6
4/22/1982	A	L, 7-8
4/27/1982	H	W, 21-4
4/18/1983	H	W, 20-6
4/5/1984	H	L, 2-15
3/6/1985	H	W, 17-16
3/29/1985	A	L, 5-8
3/11/1986	A	W, 5-4
3/26/1986	H	L, 6-8
4/1/1987	A	W, 19-9
4/30/1987	H	W, 9-6
3/30/1988	A	L, 2-3
4/20/1988	H	W, 10-4
3/28/1989	A	T, 8-8
3/28/1990	A	W, 7-6
4/10/1991	A	W, 13-8
5/1/1991	H	W, 11-9
5/7/1992	H	L, 5-7
1992	A	W, 15-6
4/3/1993	A	W, 8-0
4/27/1993	H	W, 3-2
4/18/1994	A	L, 7-14
5/10/1994	H	W, 15-0
4/26/1995	A	L, 5-11
4/24/1996	H	W, 10-2
3/26/1997	H	L, 1-6
4/22/1998	H	W, 8-7
3/30/1999	A	L, 8-9
4/6/1999	H	W, 8-3
3/15/2000	A	W, 13-5
3/7/2001	H	W, 12-1
4/3/2002	H	W, 13-4
4/30/2003	H	W, 18-8
5/10/2005	H	W, 15-6
3/8/2011	H	W, 8-1
2/27/2013	H	W, 6-2

at Lexington: UK leads 39-11

at Richmond: UK leads 23-13

FLORIDA

(UK trails 64-135-1)

4/3/1953	A	L, 0-10
4/4/1953	A	L, 3-9
4/13/1953	H	L, 7-10
4/14/1953	H	L, 2-12
3/30/1956	A	L, 1-7 (7)
3/30/1956	A	L, 5-16
3/31/1956	A	L, 1-7
3/29/1957	H	L, 0-22
3/30/1957	H	W, 6-5
3/30/1957	H	W, 4-0
5/2/1960	H	W, 6-5
5/3/1960	H	L, 5-13
4/5/1961	A	W, 8-1
4/6/1961	A	L, 4-6
4/25/1962	H	L, 1-5
4/26/1962	H	L, 1-9
4/9/1963	A	L, 2-7
4/10/1963	A	L, 4-9
4/22/1964	H	W, 5-4
4/23/1964	H	L, 5-6
3/16/1965	A	L, 0-2
3/17/1965	A	L, 1-25
4/25/1966	H	L, 5-9
3/13/1967	A	L, 0-1
3/13/1967	A	L, 0-1
3/14/1967	A	L, 3-8
5/3/1968	H	L, 1-2
5/3/1968	H	L, 2-3
5/4/1968	H	L, 3-13
4/18/1969	A	L, 1-6
4/18/1969	A	L, 2-6
4/19/1969	A	L, 2-9
4/17/1970	H	L, 0-10
4/17/1970	H	L, 0-4
4/18/1970	H	L, 3-5
4/16/1971	A	L, 6-9
4/16/1971	A	W, 8-3
4/17/1971	A	L, 3-8
3/19/1973	A	W, 2-1
3/19/1973	A	W, 3-0

3/20/1973	A	L, 0-9
4/12/1974	H	W, 3-0
4/12/1974	H	W, 8-0
4/13/1974	H	L, 1-2
4/12/1975	A	W, 4-2
4/12/1975	A	W, 6-2
4/13/1975	A	W, 6-5
3/20/1976	A	L, 2-3
3/20/1976	A	L, 2-4
3/21/1976	A	L, 1-5
4/16/1976	H	W, 5-1
4/16/1976	H	W, 6-5
4/17/1976	H	W, 1-0
4/1/1977	A	L, 4-5
4/1/1977	A	L, 11-12
4/2/1977	A	L, 4-6
3/20/1977	H	W, 12-3
4/23/1977	H	W, 4-1
3/17/1978	A	L, 0-7
3/17/1978	A	L, 1-3
3/18/1978	A	L, 0-1
4/22/1978	H	L, 3-5
4/23/1978	H	W, 4-0
1979	N	L, 6-13
1979	H	L, 10-12
1979	H	W, 6-1
1979	H	W, 3-2
1979	A	L, 5-12
1979	A	L, 13-19
1979	A	W, 7-4
3/22/1980	A	L, 2-4
3/22/1980	A	L, 4-5
3/23/1980	A	L, 11-16
4/19/1980	H	L, 2-4
4/19/1980	H	L, 1-4
4/20/1980	H	W, 12-5
3/21/1981	A	L, 4-5
3/21/1981	A	L, 1-2
4/18/1981	H	W, 8-4
4/18/1981	H	W, 5-4
4/19/1981	H	L, 3-10
1981	N	L, 5-11
3/6/1982	A	L, 0-3
3/6/1982	A	W, 8-5
3/7/1982	A	L, 11-12
4/10/1982	H	L, 4-6
4/10/1982	H	W, 6-4
4/11/1982	H	W, 13-9
4/4/1983	H	L, 4-11
4/4/1983	H	W, 5-0
5/7/1983	H	L, 4-9
5/7/1983	H	L, 4-7
5/8/1983	H	L, 5-7
3/24/1984	H	L, 3-11
3/24/1984	H	L, 2-9
3/25/1984	H	W, 7-6
4/28/1984	A	L, 0-2
4/28/1984	A	L, 1-5
4/29/1984	A	L, 2-9
3/2/1985	A	L, 0-3
3/2/1985	A	L, 1-12
3/3/1985	A	L, 3-15
4/6/1985	H	L, 0-10
4/6/1985	H	W, 8-6
4/7/1985	H	L, 2-5
3/29/1986	H	L, 0-5
3/29/1986	H	L, 2-3
3/30/1986	H	L, 6-7
4/4/1987	A	L, 2-12
4/4/1987	A	L, 3-10
4/5/1987	A	L, 3-10
5/14/1987	N	W, 5-4
3/5/1988	H	L, 1-3
3/6/1988	H	W, 7-1
3/6/1988	H	W, 11-10
3/3/1989	A	L, 9-10
3/4/1989	A	L, 6-12
3/4/1989	A	W, 7-4
5/12/1990	H	L, 9-15
5/12/1990	H	W, 8-6
5/11/1991	A	L, 0-5
5/11/1991	A	W, 6-1
5/12/1991	A	L, 2-14
4/18/1992	H	L, 0-7
4/18/1992	H	W, 10-5

4/19/1992	H	L, 4-9
4/24/1993	A	W, 5-3
4/24/1993	A	W, 7-6
4/25/1993	A	W, 7-4
5/20/1993	N	W, 7-1
4/22/1994	H	L, 15-16
4/23/1994	H	W, 11-5
4/24/1994	H	W, 6-1
4/21/1995	A	L, 1-5
4/22/1995	A	L, 3-7
4/23/1995	A	L, 4-8
4/19/1996	H	W, 7-4
4/20/1996	H	L, 5-10
4/21/1996	H	L, 3-10
4/18/1997	A	L, 3-8
4/19/1997	A	L, 4-8
4/20/1997	A	L, 6-18
4/13/1998	H	L, 10-20
4/4/1998	H	L, 10-32
4/5/1998	H	L, 2-12
5/13/1998	N	L, 4-6
4/16/1999	A	W, 5-0
4/17/1999	A	W, 9-2
4/18/1999	A	L, 3-10
4/7/2000	H	L, 2-7
4/8/2000	H	L, 0-18
4/9/2000	H	T, 6-6
5/18/2000	N	L, 7-8
4/6/2001	A	L, 6-8
4/7/2001	A	L, 9-10
4/8/2001	A	L, 8-9
5/18/2002	H	L, 4-14
5/18/2002	H	L, 6-18
5/19/2002	H	L, 4-5
5/16/2003	A	L, 0-19
5/17/2003	A	L, 4-13
5/18/2003	A	W, 7-5
3/26/2004	H	L, 4-8
3/27/2004	H	L, 6-17
3/28/2004	H	L, 1-8
4/2/2005	A	L, 9-10
4/2/2005	A	L, 11-20
4/3/2005	A	L, 6-11
4/7/2006	H	W, 8-7
4/8/2006	H	L, 4-6
4/9/2006	H	W, 8-6
4/20/2007	A	W, 9-2
4/21/2007	A	L, 7-10
4/22/2007	A	L, 4-5
4/18/2008	H	W, 11-7
4/19/2008	H	L, 13-7
4/20/2008	H	W, 3-2
5/14/2009	A	L, 3-10
5/15/2009	A	W, 8-7
5/16/2009	A	L, 9-13
4/16/2010	H	L, 8-10
4/17/2010	H	L, 3-6
4/18/2010	H	W, 6-5
5/19/2011	A	L, 6-9
5/20/2011	A	W, 14-1
5/21/2011	A	L, 3-19
5/3/2012	H	L, 3-5
5/4/2012	H	L, 1-5
5/5/2012	H	W, 2-1
3/15/2013	A	L, 1-4
3/16/2013	A	W, 11-5
3/17/2013	A	W, 6-2
4/4/2014	H	W, 17-1
4/5/2014	H	L, 10-11
4/6/2014	H	W, 9-8
5/21/2014	N	W, 4-2
5/24/2014	N	L, 5-6
4/24/2015	A	W, 3-0
4/25/2015	A	W, 7-6
4/26/2015	A	L, 1-10

at Lexington: UK trails 30-54-1

at Gainesville: UK trails 21-64

Neutral: UK trails 3-5

GEORGE MASON

(UK leads 1-0)

2/20/2005	N	W, 15-4
Neutral: UK leads 1-0		

GEORGIA

(UK trails 93-131-1)

5/29/1921	H	na
5/30/1921	H	L, 1-11
5/8/1922	A	L, 0-1
5/9/1922	A	L, 7-11
5/28/1926	H	L, 7-11
5/29/1926	H	L, 2-16
4/13/1927	A	W, 15-6
4/14/1927	A	W, 7-6
4/2/1928	A	L, 0-9
4/3/1928	A	L, 1-6
4/23/1948	H	W, 12-10
4/24/1948	H	L, 2-26
5/19/1948	A	L, 9-13
5/20/1948	A	W, 11-6
4/22/1949	H	W, 3-2
4/23/1949	H	L, 12-13
5/18/1949	A	L, 0-15
5/19/1949	A	L, 7-13
4/3/1950	A	L, 2-5
4/4/1950	A	L, 4-6
5/3/1950	H	T, 3-3 (13)
5/4/1950	H	W, 8-7
4/2/1951	A	L, 3-5 (7)
4/3/1951	A	L, 0-9*
4/11/1951	H	W, 8-4 (7)
4/12/1951	H	L, 10-13 (7)
4/16/1952	A	W, 6-3
4/17/1952	A	L, 5-9
4/6/1953	A	L, 1-7
4/7/1953	A	L, 4-11
4/9/1954	H	L, 6-7
4/10/1954	H	L, 3-12
4/19/1954	A	L, 5-6
4/20/1954	A	L, 0-5
4/3/1956	A	L, 0-9 (7)
4/3/1956	A	L, 0-15
4/4/1956	A	L, 5-13
4/26/1957	H	L, 3-17
4/27/1957	H	L, 5-12
4/27/1957	H	L, 0-8
4/4/1958	A	L, 4-7
4/3/1959	H	W, 5-4
4/4/1959	H	L, 2-4
4/4/1959	H	W, 5-2
4/13/1960	A	L, 9-13
4/14/1960	A	W, 12-11
4/26/1961	H	W, 5-2
4/27/1961	H	W, 5-2
4/10/1962	A	W, 8-6
4/26/1963	H	W, 10-9
4/27/1963	H	L, 2-6
3/17/1964	A	L, 2-3 (7)
3/17/1964	A	W, 9-8 (7)
4/28/1965	H	W, 10-3
4/29/1965	H	W, 11-3
3/25/1966	A	L, 6-7 (10)
3/26/1966	A	W, 5-4
4/28/1967	H	L, 1-4
4/28/1967	H	W, 6-1
4/29/1967	H	W, 3-1
3/22/1968	A	L, 1-5
5/2/1969	H	W, 3-1
5/2/1969	H	W, 4-3
5/3/1969	H	L, 4-12
3/27/1970	A	L, 3-4
3/28/1970	A	L, 7-9
4/30/1971	H	W, 6-4
4/30/1971	H	W, 4-1
5/1/1971	H	L, 5-9
4/28/1972	A	W, 4-2
4/28/1972	A	W, 9-2
4/29/1972	A	L, 3-7
4/27/1973	H	L, 2-5
4/28/1973	H	W, 8-5
4/26/1974	A	W, 9-1
4/26/1974	A	W, 6-3
4/27/1974	A	L, 6-7
4/26/1975	H	L, 6-9
4/26/1975	H	L, 4-5
1976	A	W, 6-4
1976	A	W, 5-3
1976	A	W, 7-6
1976	H	W, 3-2



1976	H	W, 16-8
1976	H	L, 5-9
1977	A	L, 0-5
1977	A	L, 8-10
1977	A	L, 0-5
1977	H	W, 8-5
1977	H	W, 5-4
1977		W, 2-0
1978	A	L, 4-5
1978	A	L, 0-1
1978	A	L, 2-5
1978	H	L, 12-15
1978	H	L, 3-6
1978	H	W, 3-2
1979	H	L, 2-3
1979	H	W, 4-2
1979	H	W, 11-4
1979	A	L, 1-8
1979	A	L, 9-20
1979	A	W, 9-0
4/5/1980	A	W, 10-2
4/5/1980	A	W, 6-2
4/6/1980	A	L, 3-12
4/4/1981	A	L, 2-4
4/4/1981	A	W, 7-6
4/5/1981	A	W, 8-6
5/2/1981	H	L, 2-6
5/2/1981	H	W, 12-3
5/3/1981	H	W, 10-4
4/3/1982	A	L, 6-7
4/3/1982	A	W, 7-4
4/4/1982	A	L, 11-12
5/8/1982	H	L, 4-10
5/8/1982	H	L, 7-15
5/9/1982	H	L, 2-13
3/5/1983	A	L, 0-1
3/5/1983	A	W, 1-0
3/6/1983	A	L, 7-10
3/31/1984	A	L, 2-4
3/31/1984	A	W, 7-2
4/1/1984	A	W, 20-11
5/5/1984	H	L, 2-6
5/5/1984	H	L, 7-8
5/6/1984	H	W, 14-2
3/23/1985	A	L, 6-7
3/23/1985	A	W, 7-5
3/24/1985	A	L, 10-11
4/28/1985	H	L, 0-3
4/28/1985	H	L, 4-10
5/3/1986	H	L, 7-8
5/3/1986	H	W, 11-2
5/4/1986	H	W, 12-2
5/9/1987	A	L, 3-6
5/9/1987	A	W, 3-2
5/10/1987	A	W, 7-2
5/7/1988	H	W, 11-0
5/7/1988	H	W, 7-2
5/8/1988	H	L, 2-9
5/14/1988	N	L, 4-5
5/6/1989	A	L, 3-7
5/6/1989	A	L, 4-11
5/7/1989	A	L, 8-10
3/17/1990	H	L, 2-4
3/17/1990	H	L, 2-3
3/18/1990	H	W, 7-2
3/16/1991	A	L, 3-4
3/16/1991	A	L, 2-4
3/17/1991	A	W, 7-4
5/2/1992	A	L, 4-6
5/2/1992	A	L, 4-5
5/3/1992	A	L, 1-12
5/8/1993	H	L, 5-8
5/8/1993	H	W, 14-2
5/9/1993	H	W, 6-5
5/22/1993	N	W, 13-3
5/7/1994	A	L, 2-25
5/8/1994	A	W, 12-6
5/9/1994	A	L, 4-5
5/20/1994	H	L, 5-17
5/5/1995	H	W, 13-3
5/6/1995	H	L, 4-8
5/7/1995	H	L, 5-7
5/19/1995	N	W, 9-8
5/4/1996	A	W, 11-9
5/5/1996	A	W, 11-8

4/25/1997	H	L, 0-15
4/26/1997	H	W, 9-8
4/27/1997	H	L, 6-16
4/17/1998	A	L, 3-12
4/18/1998	A	W, 8-7
4/19/1998	A	W, 9-4
4/2/1999	H	W, 3-1
4/3/1999	H	L, 8-9
4/4/1999	H	W, 6-4
4/14/2000	A	L, 3-5
4/15/2000	A	W, 7-1
4/16/2000	A	W, 5-4
5/11/2001	H	L, 3-7
5/12/2001	H	W, 4-3
5/13/2001	H	L, 6-10
4/19/2002	A	L, 4-5
4/30/2002	A	L, 5-6
4/21/2002	A	L, 6-7
4/25/2003	H	W, 8-1
4/26/2003	H	W, 9-4
4/27/2003	H	L, 0-12
4/30/2004	A	L, 3-5
5/1/2004	A	L, 2-7
5/2/2004	A	L, 1-5
3/25/2005	H	L, 2-6
3/26/2005	H	L, 11-14
5/18/2006	A	L, 9-10
5/19/2006	A	W, 8-3
5/20/2006	A	L, 0-4
5/25/2006	N	L, 10-16
4/27/2007	H	W, 8-7
4/28/2007	H	L, 3-9
4/29/2007	H	W, 13-5
4/11/2008	A	L, 3-2
4/12/2008	A	L, 13-4
4/13/2008	A	L, 6-4
4/11/2009	H	L, 4-7
4/11/2009	H	L, 4-7
4/12/2009	H	L, 4-5
5/20/2010	A	L, 6-8
5/21/2010	A	L, 0-20
5/22/2010	A	W, 14-11
5/13/2011	H	W, 7-4
5/14/2011	H	W, 12-5
5/15/2011	H	L, 6-7
3/31/2012	A	L, 6-7
3/31/2012	A	W, 9-8
4/1/2012	A	W, 11-2
3/29/2013	H	W, 3-2 (10)
3/30/2013	H	L, 6-7
3/31/2013	H	W, 5-0
5/15/2014	A	W, 13-0
5/16/2014	A	W, 10-0
5/17/2014	A	L, 10-11
5/8/2015	H	W, 6-2
5/9/2015	H	L, 3-12
5/10/2015	H	L, 1-6 (10)

at Lexington: UK trails 44-50-1
at Athens: UK trails 36-66

Neutral: tied 2-2

INDIANA

(UK leads 19-17)

5/2/1904	A	W
5/6/1905	A	L, 1-3
5/27/1917	H	W, 3-1
5/10/1920	A	L, 5-14
4/10/1924	H	W, 6-2
4/23/1974	H	L, 10-12
4/23/1974	H	L, 1-3
4/1/1975	H	L, 1-2
4/1/1975	H	L, 5-12
1977	H	W, 4-3
1978	H	W, 4-2
1978	H	L, 5-7
1979	A	W, 2-1
1979	A	W, 3-2
4/22/1981	H	W, 7-3
4/28/1982	A	L, 5-7
4/12/1983	H	L, 1-3
3/3/1987	H	W, 4-1
3/7/1990	A	W, 10-0
3/6/1992	N	W, 9-7
3/5/1993	H	L, 3-4

3/7/1993	H	W, 4-1
3/4/1994	N	W, 5-4
3/6/1994	N	L, 8-9
3/17/1995	N	L, 0-3
3/19/1995	N	L, 11-15
3/2/1996	N	W, 4-3
3/7/1999	H	L, 2-7
2/28/2004	N	W, 10-2
3/11/2009	H	W, 8-7
5/11/2010	A	L, 17-18
5/10/2011	H	W, 8-5
5/8/2012	A	W, 6-5
5/14/2013	H	W, 5-3
3/11/2014	A	L, 2-7
3/31/2015	H	L, 7-11

at Lexington: UK leads 11-9
at Bloomington: UK trails 5-4

Neutral: UK leads 4-3

LOUISVILLE

(UK leads 69-39-1)

4/13/1925	A	W, 8-2
5/2/1927	A	W, 12-2
5/11/1927	H	L, 4-8
5/1/1928	A	W, 12-4
5/9/1928	H	W, 13-2
4/13/1929	H	W, 3-0
5/16/1929	A	T, 0-0 (15)
4/25/1934	H	L, 0-6
5/19/1934	A	L, 6-7
4/23/1958	H	L, 2-3
5/15/1958	A	L, 4-10
4/20/1970	A	L, 6-7
4/21/1970	H	L, 4-9
4/19/1971	A	L, 7-10
4/20/1971	H	W, 10-6
4/17/1972	A	W, 2-1
4/18/1972	H	L, 1-3
4/16/1973	A	L, 3-6
4/17/1973	H	W, 6-0
4/15/1974	A	L, 3-6
4/16/1974	H	W, 4-2
3/9/1975	H	L, 0-1
3/9/1975	W	7-0
4/15/1975	L	3-6
4/16/1975	W	6-5
1976	L	15-22
1976	W	21-5
1976	W	17-14
1976	W	13-1
1977	L	2-6
1977	W	15-7
1977	W	3-0
1977	W	7-2
1978	L	12-15
1978	W	6-4
1978	W	14-13
1978	W	12-8
1979	A	L, 3-15
1979	H	L, 4-7
1979	H	W, 7-0
4/20/1982	A	L, 0-10
4/20/1982	A	W, 5-0
5/2/1982	H	W, 7-1
5/2/1982	H	W, 13-6
4/19/1983	H	L, 8-10
4/16/1985	A	W, 8-5
4/24/1985	H	W, 9-6
4/21/1986	A	W, 4-3
4/23/1986	H	W, 18-3
3/7/1987	H	W, 8-2
3/8/1987	H	W, 8-5
4/15/1987	A	W, 12-4
4/21/1987	A	W, 16-4
3/1/1988	A	W, 15-5
4/27/1988	H	W, 14-5
4/28/1988	A	W, 15-6
5/2/1989	H	W, 9-4
5/2/1989	H	W, 6-0
3/8/1990	A	W, 11-4
5/4/1990	H	W, 10-3
3/5/1991	A	W, 17-9
4/24/1991	H	L, 6-10
3/7/1992	A	L, 4-15

4/21/1992	A	L, 11-12
4/28/1992	H	W, 20-2
3/6/1993	H	W, 10-2
4/20/1993	A	L, 1-2
4/28/1993	H	W, 5-4
3/5/1994	A	W, 18-9
4/26/1994	A	W, 18-7
5/11/1994	H	W, 9-8
3/18/1995	A	W, 11-3
4/25/1995	A	W, 15-6
5/10/1995	H	W, 10-8
5/8/1996	H	W, 11-5
4/12/1997	A	L, 7-8
5/5/1997	H	W, 13-11
5/5/1998	H	L, 5-10
4/13/1999	H	L, 8-10
4/12/2000	H	W, 10-3
4/25/2000	A	W, 13-7
4/10/2001	H	W, 8-3
4/22/2003	A	L, 5-7
5/7/2003	H	W, 9-5
4/14/2004	A	W, 5-1
5/5/2004	H	L, 6-9
3/30/2005	A	W, 12-11
4/13/2005	H	W, 4-3 (10)
4/5/2006	H	W, 5-4
4/19/2006	A	W, 5-4
4/11/2007	A	L, 1-8
4/25/2007	H	W, 9-5
4/08/2008	H	W, 7-6 (12)
4/22/2008	A	L, 5-6
4/14/2009	A	W, 8-7
4/28/2009	H	L, 2-11
4/6/2010	H	W, 5-0
4/28/2010	A	L, 9-10
4/12/2011	A	W, 3-2
4/26/2011	H	W, 7-1
4/10/2012	H	L, 0-12
4/24/2012	A	L, 2-10
4/2/2013	A	W, 5-4 (10)
4/16/2013	H	L, 5-12
4/1/2014	H	W, 8-3
4/15/2014	A	W, 4-2
6/1/2014	N	L, 1-4
4/28/2015	A	L, 1-2 (10)
5/6/2015	H	L, 2-5

at Lexington: UK leads 33-15

at Louisville: UK leads 25-18-1

Neutral: UK trails 0-1

LSU

(UK trails 27-47-1)

3/16/1975	H	L, 0-1
3/16/1975	H	L, 1-6
3/8/1986	A	L, 7-8
3/8/1986	A	L, 1-5
3/9/1986	A	L, 10-12
3/14/1987	H	L, 4-8
3/14/1987	H	W, 7-2
3/15/1987	H	L, 0-5
5/16/1987	N	L, 1-4
3/19/1988	A	L, 1-3
3/19/1988	A	L, 1-2
3/20/1988	A	W, 3-1
5/12/1988	N	W, 9-7
3/18/1989	H	L, 7-11
3/18/1989	H	L, 0-15
3/19/1989	H	W, 12-9
4/21/1990	A	L, 1-8
4/21/1990	A	L, 0-9
4/22/1990	A	L, 3-9
4/20/1991	H	W, 17-7
4/20/1991	H	W, 11-7
4/21/1991	H	W, 7-3
5/16/1991	A	L, 7-8
4/8/1994	H	W, 9-6
4/9/1994	H	W, 13-3
4/7/1995	A	L, 0-11
4/8/1995	A	L, 7-16
4/9/1995	A	L, 5-6
5/18/1996	N	W, 12-11
3/27/1998	H	L, 3-7
3/28/1998	H	L, 2-7
3/29/1998	H	L, 6-11

5/14/1999	A	L, 2-7
5/15/1999	A	W, 13-8
5/16/1999	A	L, 4-6
5/20/1999	N	L, 0-10
5/5/2000	H	L, 0-9
5/6/2000	H	L, 3-6
5/7/2000	H	W, 7-4
3/30/2001	A	L, 2-6
3/31/2001	A	L, 5-9
4/1/2001	A	W, 9-5
5/7/2004	H	W, 10-3
5/8/2004	H	L, 8-11
5/9/2004	H	L, 4-15
5/6/2005	A	L, 5-6
5/7/2005	A	W, 7-1
5/8/2005	A	L, 3-8
3/17/2006	H	W, 8-2
3/18/2006	H	W,



3/2/2002	H	W, 6-3
3/15/2005	N	L, 5-6
2/20/2011	N	L, 1-3
at Lexington: UK leads 20-3		
at Oxford: UK trails 1-7		
Neutral: Miami leads 2-1		

MISSISSIPPI STATE

(UK trails 37-57)

3/19/1984	H	W, 11-4
5/13/1925	A	L, 0-9
5/14/1925	A	L, 3-9
5/17/1926	H	W, 6-2
5/18/1926	H	W, 12-1
5/1/1931	A	L, 3-6
5/2/1931	A	L, 3-17
4/13/1934	A	L, 7-9
4/14/1934	A	L, 4-11
5/27/1949	A	L, 3-6
5/28/1949	A	L, 2-7
5/31/1949	H	W, 4-3
1949	N	W, 2-0
6/1/1949	H	L, 5-7
1979	A	L, 5-6
3/4/1980	A	W, 9-4
3/5/1980	A	L, 0-10
1981	A	W, 3-2
1981	A	L, 2-3
4/26/1986	A	L, 2-10
4/26/1986	A	L, 6-13
4/26/1986	A	W, 6-3
5/2/1987	H	W, 2-1
5/2/1987	H	W, 10-7
5/3/1987	H	W, 5-3
4/30/1988	A	L, 6-8
4/30/1988	A	W, 10-4
5/1/1988	A	L, 7-10
5/13/1988	A	L, 5-6
4/29/1989	H	L, 8-12
4/29/1989	H	W, 6-3
4/30/1989	H	L, 16-28
3/24/1990	A	L, 0-3
3/24/1990	A	L, 2-9
3/25/1990	A	L, 0-8
3/30/1991	H	W, 21-9
3/30/1991	H	W, 4-1
3/31/1991	H	L, 3-4
4/1/1994	H	L, 3-4
4/2/1994	H	L, 12-13
4/3/1994	H	L, 13-16
3/31/1995	A	W, 5-3
4/1/1995	A	L, 5-7
4/2/1995	A	L, 7-13
3/16/1996	A	L, 5-9
3/17/1996	A	L, 11-18
3/23/1996	A	L, 5-7
5/17/1996	N	W, 4-1
3/14/1997	H	L, 5-6
3/15/1997	H	L, 4-14
3/16/1997	H	W, 14-10
4/10/1998	A	L, 2-3
4/11/1998	A	W, 3-2
4/12/1998	A	W, 12-9
3/26/1999	H	W, 12-6
3/27/1999	H	L, 5-10
3/28/1999	H	L, 6-11
3/17/2000	H	L, 6-9
3/18/2000	H	L, 6-7
4/20/2001	A	L, 4-10
4/21/2001	A	L, 4-9
4/22/2001	A	L, 7-8
3/23/2002	H	L, 2-4
3/23/2002	H	W, 8-7
3/24/2002	H	L, 3-13
4/4/2003	A	L, 1-8
4/5/2003	A	W, 8-2
4/9/2004	H	W, 10-9
4/10/2004	H	L, 8-10
4/11/2004	H	L, 3-12
4/22/2005	A	L, 4-12
4/23/2005	A	W, 12-5
4/24/2005	A	L, 2-3
5/12/2006	H	W, 18-5
5/13/2006	H	W, 3-2

5/14/2006	H	W, 10-9
3/30/2007	A	L, 7-10
3/31/2007	A	W, 10-6
4/1/2007	A	L, 4-5
4/17/2009	A	W, 5-4
4/18/2009	A	L, 3-4
4/19/2009	A	W, 22-17
5/17/2012	A	L, 1-3
5/18/2012	A	L, 3-4
5/19/2012	A	L, 3-11
5/22/2012	N	W, 5-1
5/24/2012	N	L, 1-2
3/22/2013	H	L, 4-8
3/23/2013	H	W, 3-2
3/24/2013	H	W, 4-3
5/22/2014	N	W, 7-6 (12)
3/20/2015	H	W, 10-2
3/21/2015	H	W, 9-7
3/22/2015	H	L, 5-12

at Lexington: UK leads 20-19

at Starkville: UK trails 12-37

Neutral: UK leads 4-1

MISSOURI

(Series tied 5-5)

3/19/1984	H	W, 11-4
5/16/2013	A	L, 2-4
5/17/2013	A	L, 3-4
5/18/2013	A	W, 5-1
4/11/2014	H	L, 7-8
4/12/2014	H	W, 12-0
4/13/2014	H	L, 3-8
5/14/2015	A	W, 1-0
5/15/2015	A	L, 3-6
5/16/2015	A	W, 8-2

at Lexington: tied 2-2

at Columbia: tied 3-3

MOREHEAD STATE

(UK leads 45-26)

5/31/1934	A	L, 9-10
4/18/1960	H	W, 13-5
5/4/1960	A	W, 13-6
3/27/1961	H	W, 12-0
4/11/1973	A	W, 4-3
4/11/1973	A	W, 2-1
4/10/1974	H	L, 5-7
4/10/1974	H	W, 3-0
4/29/1974	H	L, 4-5
4/29/1974	H	W, 6-5
4/28/1975		L, 4-8
4/28/1975		W, 6-5
1978		L, 3-6
1978		W, 19-3
1978		W, 6-3
1979	A	L, 19-20
1979	H	W, 6-4
4/1/1980	H	W, 19-3
1980	A	L, 6-7
3/25/1981	H	L, 0-10
4/1/1981	H	W, 13-2
3/24/1982	H	L, 3-8
3/24/1982	H	W, 6-5
4/12/1982	A	L, 3-4
4/12/1982	A	L, 2-4
3/30/1983	H	W, 11-0
3/27/1984	H	W, 8-3
3/27/1984	H	W, 6-1
4/6/1984	H	W, 23-12
4/21/1985	A	W, 8-7
5/1/1985	H	L, 1-4
4/2/1986	H	W, 11-8
4/24/1986	A	L, 9-13
3/17/1987	H	W, 14-0
3/17/1987	H	W, 5-4
5/6/1987	A	W, 13-4
5/6/1987	A	W, 11-7
3/22/1988	A	L, 4-5
4/14/1988	A	W, 22-6
4/19/1988	H	W, 21-4
4/19/1988	H	W, 14-3
4/19/1989	H	W, 5-4
3/27/1990	A	W, 21-6
4/17/1990	H	L, 6-8
3/24/1993	H	W, 8-3
4/15/1993	H	L, 4-7
4/7/1994	H	L, 7-10
4/13/1994	A	W, 20-6
4/5/1995	A	L, 2-7

3/27/1996	A	L, 6-9
4/3/1996	H	L, 9-10
3/19/1997	A	L, 14-16
4/22/1997	H	W, 8-7
4/17/1998	H	W, 11-3
3/24/1999	A	W, 10-5
4/21/1999	H	W, 10-3
5/2/2000	H	L, 11-12
5/1/2001	H	W, 14-5
5/7/2002	H	L, 1-3 (11)
5/14/2003	H	W, 10-4
4/28/2004	H	W, 8-0
3/10/2005	H	L, 5-12
3/29/2006	H	W, 15-4
4/18/2007	H	L, 6-9
4/16/2008	H	W, 6-5
5/12/2009	H	W, 18-10
3/2/2010	H	W, 10-4
2/22/2011	A	W, 12-3
2/28/2012	H	W, 3-2
4/8/2014	H	L, 4-6
3/25/2015	H	W, 9-4

at Lexington: UK leads 32-13

at Morehead: UK leads 11-10

MURRAY STATE

(UK leads 16-6)

5/11/1946	H	L, 8-9
5/2/1947	A	L, 7-9
3/19/1984	A	L, 2-5
4/27/1994	A	W, 21-9
3/1/1995	H	W, 7-5
3/10/1997	A	L, 7-12
4/21/1998	H	W, 20-3
5/12/1999	H	W, 10-9
5/19/2004	H	W, 9-1
5/17/2005	H	W, 8-1
4/26/2006	H	W, 9-3
4/26/2006	H	W, 3-2
2/21/2007	H	W, 8-5
5/12/2008	A	W, 4-3
5/18/2010	A	W, 6-3
3/15/2011	H	W, 7-6
3/14/2012	H	W, 2-1
5/14/2012	A	L, 3-7
2/26/2013	H	W, 11-5
5/13/2014	A	L, 3-4 (12)
3/3/2015	H	W, 4-1
3/3/2015	H	W, 4-3

at Lexington: UK leads 13-1

at Murray: UK trails 2-4

at Paducah: UK leads 2-1

NEBRASKA

(UK trails 0-1)

3/19/1994	N	L, 5-6
-----------	---	--------

Neutral: UK trails 0-1

NORTH. KENTUCKY

(UK leads 11-0)

4/26/1972	A	W, 8-0
5/3/1972	H	W, 5-1
4/4/1974	H	W, 8-0
1979	A	W, 10-2
1979	H	W, 3-2
1979	H	W, 16-8
1980	H	W, 9-5
4/19/2005	H	W, 10-4
3/7/2015	H	W, 6-0
3/8/2015	H	W, 7-6
3/8/2015	H	W, 9-4
5/12/2015	H	W, 9-1

at Lexington: UK leads 9-0

at Highland Heights: UK leads 2-0

OLE MISS

(UK trails 31-47)

5/15/1925	A	L, 0-2
4/23/1941	A	L, 2-28
4/19/1986	H	L, 9-11
4/19/1986	H	L, 3-10
4/20/1986	H	L, 4-5
4/25/1987	A	L, 5-6
4/25/1987	A	L, 3-7

4/26/1987	A	W, 14-8
4/22/1988	H	W, 9-5
4/22/1988	H	W, 7-6
4/23/1988	H	W, 9-4
4/22/1989	A	L, 3-4
4/23/1989	A	W, 9-5
4/24/1989	A	L, 4-6
4/14/1990	H	W, 5-4
4/14/1990	H	W, 10-2
4/15/1990	H	L, 2-9
4/13/1991	A	L, 0-9
4/14/1991	A	L, 3-4
3/25/1994	A	W, 6-3
3/26/1994	A	L, 2-13
3/24/1995	H	L, 0-5
3/25/1995	H	W, 15-9
3/26/1995	H	L, 12-14
3/10/1996	H	W, 2-1
3/11/1996	H	W, 5-3
3/12/1996	H	W, 8-0
3/7/1997	A	W, 1-0
3/8/1997	A	L, 2-8
3/9/1997	A	L, 4-10
3/13/1998	H	L, 1-8
3/14/1998	H	W, 7-6
3/15/1998	H	L, 8-21
3/19/1999	A	L, 6-7
3/20/1999	A	L, 1-9
3/21/1999	A	L, 2-3
3/31/2000	H	W, 6-5
4/1/2000	H	L, 5-8
4/2/2000	H	W, 3-0
3/9/2001	A	W, 6-0
3/10/2001	A	L, 3-5
3/11/2001	A	W, 7-6
3/30/2002	H	L, 5-9
3/30/2002	H	L, 4-5
3/31/2002	H	L, 2-12
3/14/2003	A	L, 2-3 (10)
3/15/2003	A	L, 2-9
3/16/2003	A	L, 5-7
5/5/2006	H	W, 8-3
5/6/2006	H	W, 3-2
5/7/2006	H	W, 6-1
5/11/2007	A	W, 8-1
5/12/2007	A	L, 2-9
5/13/2007	A	W, 9-7
5/15/2008	H	W, 12-4
5/16/2008	H	W, 9-0
5/17/2008	H	L, 5-9
5/22/2008	N	L, 7-8
4/3/2009	A	L, 3-4
4/4/2009	A	L, 3-10
4/5/2009	A	L, 0-8
3/19/2010	H	L, 0-9
3/20/2010	H	L, 6-7
3/21/2010	H	W, 12-3
4/15/2011	A	L, 2-3
4/16/2011	A	L, 10-12
4/17/2011	A	L, 5-6
4/6/2012	H	W, 3-2
4/7/2012	H	L, 3-9
4/8/2012	H	W, 8-3
5/22/2012	N	W, 2-0
4/25/2013	A	W, 3-2
4/26/2013	A	L, 5-11
4/27/2013	A	W, 5-4
5/21/2013	N	L, 1-4
4/25/2014	H	L, 4-12
4/26/2014	H	L, 5-18
4/27/2014	H	L, 6-9

at Lexington: series tied 18-18

at Oxford: UK trails 10-26

Neutral: UK trails 1-2

SAN DIEGO

(UK leads 1-0)

3/5/2010	A	W, 6-0
----------	---	--------

at San Diego: UK leads 1-0

SAN DIEGO STATE

(UK trails 1-0)

3/4/2010	A	L, 4-12
----------	---	---------

at San Diego: UK trails 0-1

SOUTH CAROLINA



3/21/2014	H	W, 13-5
3/22/2014	H	W, 2-1
3/23/2014	H	L, 3-8
3/13/2015	A	L, 1-10
3/14/2015	A	L, 3-4
3/15/2015	A	L, 4-6 (10)

at Lexington: UK leads 22-15
at Columbia: UK trails 10-29

Neutral: UK trails 2-3

TENNESSEE

(UK trails 146-153)

5/22/1909	A	L, 1-6
5/22/1909	A	L, 4-9
4/22/1910	A	L, 12-15
4/23/1910	A	L, 1-5
4/23/1910	A	W, 6-4
4/8/1914	H	W, 7-0
5/1/1914	A	W, 10-1
5/2/1914	A	L, 2-6
4/16/1915	A	W, 12-0
4/17/1915	A	L, 7-8
4/30/1915	H	W, 7-4
5/1/1915	H	W, 15-2
4/28/1916	A	L, 4-7
4/29/1916	A	W, 7-4
4/4/1917	H	W, 1-0
4/19/1918	H	L, 3-8
5/25/1918	A	n/a
5/26/1918	A	n/a
4/18/1919	H	W, 10-3
4/19/1919	H	W, 11-0
5/21/1919	A	W, 11-3
5/22/1919	A	W, 13-10
4/30/1920	H	W, 3-0
5/1/1920	H	W, 7-1
5/13/1921	A	L, 7-8
5/18/1922	H	W, 10-7
5/19/1922	H	W, 7-3
5/7/1923	A	W, 6-3
5/8/1923	A	W, 6-1
5/12/1924	A	L, 1-5
5/13/1924	A	W, 5-1
5/5/1927	H	L, 0-6
5/6/1927	A	W, 9-5
4/6/1928	A	L, 3-5
5/10/1929	H	W, 11-1
5/11/1929	H	W, 5-4 (10)
4/22/1939	H	W, 18-5
5/20/1939	A	L, 6-7
4/26/1940	H	W, 9-8
4/27/1940	H	L, 4-17
5/21/1940	A	W, 8-7
5/22/1940	A	W, 19-5
4/26/1941	A	L, 1-8
4/26/1941	A	W, 4-2
5/16/1941	H	L, 6-15
5/17/1941	H	W, 6-3
4/24/1942	H	L, 5-11
4/25/1942	H	W, 3-2
5/9/1947	A	L, 2-12
5/10/1947	A	L, 2-3
5/23/1947	H	L, 5-6
5/24/1947	H	W, 6-2
5/14/1948	H	W, 14-1
5/15/1948	H	W, 6-1
5/21/1948	A	W, 15-7
5/22/1948	A	W, 11-3
5/13/1949	H	W, 5-4
5/14/1949	H	W, 8-3
5/20/1949	A	W, 4-2
5/21/1949	A	L, 8-10
5/12/1950	H	W, 11-10
5/13/1950	H	W, 7-6
5/19/1950	A	W, 5-4
5/20/1950	A	W, 9-5
5/4/1951	H	L, 0-8
5/5/1951	H	L, 2-9
5/11/1951	A	L, 1-2
5/12/1951	A	L, 2-11
5/2/1952	A	L, 1-4
5/3/1952	A	W, 10-3
5/9/1952	H	L, 5-14
4/24/1953	H	L, 0-3

5/4/1953	A	L, 0-1
5/5/1953	A	W, 2-0
5/4/1954	H	L, 6-10 (7)
5/4/1954	H	W, 4-2 (7)
5/7/1954	A	L, 1-6
5/8/1954	A	W, 4-0
4/12/1955	A	L, 0-10
4/12/1955	A	L, 2-21
4/13/1956	A	L, 3-6
4/14/1956	A	L, 1-7
5/4/1956	H	L, 2-3
5/5/1956	H	W, 12-11
4/12/1957	H	L, 1-12
4/12/1957	H	L, 0-7
5/3/1957	A	L, 0-9
5/4/1957	A	L, 7-11
4/12/1958	A	W, 2-1
4/12/1958	A	W, 7-3
5/3/1958	H	L, 0-1
5/3/1958	H	W, 15-5
4/10/1959	H	L, 3-5
4/11/1959	H	W, 2-0
5/1/1959	A	L, 1-8
5/2/1959	A	W, 9-2
4/1/1960	H	W, 9-8
4/2/1960	H	W, 11-3
4/22/1960	A	W, 6-5
4/23/1960	A	W, 6-5
4/23/1960	A	W, 4-1
4/21/1961	H	W, 3-0
4/21/1961	H	W, 4-3
5/3/1961	A	L, 1-3
5/4/1961	A	L, 3-11
4/20/1962	H	W, 12-8
4/21/1962	H	L, 2-10
4/30/1962	A	W, 5-4 (11)
5/1/1962	A	L, 3-4 (7)
5/1/1962	A	L, 1-6 (7)
4/5/1963	A	W, 9-3
4/6/1963	A	L, 7-12
4/19/1963	H	L, 5-7
4/20/1963	H	W, 5-3
4/20/1963	H	W, 10-2
4/3/1964	H	W, 10-4 (8)
4/4/1964	H	W, 18-7
4/17/1964	A	W, 5-2
4/18/1964	A	L, 1-3 (7)
4/18/1964	A	L, 1-2 (8)
4/2/1965	A	L, 1-4
4/3/1965	A	L, 0-7 (6)
4/16/1965	H	W, 5-0
4/17/1965	H	W, 4-3
4/1/1966	H	L, 8-11
4/2/1966	H	L, 4-13
4/15/1966	A	L, 2-3
4/15/1966	A	L, 4-9
3/31/1967	A	W, 4-1
4/1/1967	A	W, 3-1
4/14/1967	H	L, 6-7
4/15/1967	H	L, 0-2
3/29/1968	H	L, 3-4
3/30/1968	H	L, 3-8
4/12/1968	H	L, 0-6
4/13/1968	H	L, 2-6
3/28/1969	A	L, 3-8
4/11/1969	H	L, 0-7
4/12/1969	H	W, 5-4
4/10/1970	A	L, 0-7
4/11/1970	A	L, 5-11
5/1/1970	H	L, 2-3
4/24/1971	A	L, 4-5
4/24/1971	A	L, 2-7
4/22/1972	H	L, 2-4
4/22/1972	H	L, 2-3
5/5/1972	A	L, 2-9
5/6/1972	A	W, 4-1
4/20/1973	A	L, 0-6
4/21/1973	A	L, 5-14
5/4/1973	H	L, 10-12
5/5/1973	H	L, 6-13
4/19/1974	H	W, 5-4
4/20/1974	H	L, 5-15
5/3/1974	A	L, 3-6
5/4/1974	A	L, 1-2
4/19/1975	H	W, 2-1

4/20/1975	H	L, 2-5
5/4/1975	A	L, 2-4
5/4/1975	A	W, 8-0
4/12/1976	A	L, 4-5 (7)
4/12/1976	A	W, 7-2 (7)
4/13/1976	A	L, 1-8
4/27/1976	H	W, 6-2 (7)
4/27/1976	H	W, 1-0 (7)
4/28/1976	H	L, 6-9
5/10/1976	N	W, 8-5
3/13/1977	A	L, 5-6 (7)
3/13/1977	A	W, 7-4 (7)
4/26/1977	H	L, 2-8 (7)
4/26/1977	H	W, 4-3 (7)
4/27/1977	H	W, 8-1
3/11/1978	A	L, 1-4 (7)
3/11/1978	A	L, 2-3 (7)
4/18/1978	H	L, 4-6 (7)
4/18/1978	H	W, 5-3
4/19/1978	H	W, 3-2 (5)
3/16/1979	A	L, 2-11
3/16/1979	A	W, 4-3
3/17/1979	A	W, 7-0
4/7/1979	H	L, 6-7
4/7/1979	H	L, 2-6
4/8/1979	H	W, 7-1
3/8/1980	A	L, 2-3
3/8/1980	A	W, 7-4
3/15/1980	H	W, 4-3
3/15/1980	H	W, 4-2
3/16/1980	H	L, 4-11
3/28/1981	H	W, 4-1
3/28/1981	H	W, 6-5
3/29/1981	H	L, 2-5
4/11/1981	A	L, 5-6
4/11/1981	A	W, 10-5
4/12/1981	A	L, 3-4
3/20/1982	A	L, 1-6
3/20/1982	A	L, 2-3
4/24/1982	H	L, 7-9
4/24/1982	H	W, 5-4
4/25/1982	H	L, 7-8
3/19/1983	H	L, 5-6
3/19/1983	H	L, 1-2
4/25/1983	A	L, 3-4
4/25/1983	A	W, 11-3
3/10/1984	H	L, 2-5
3/10/1984	H	W, 5-1
3/11/1984	H	W, 8-4
4/14/1984	A	L, 2-3
4/14/1984	A	L, 6-7
4/15/1984	A	W, 2-0
3/9/1985	H	L, 5-6
3/9/1985	H	W, 2-0
3/10/1985	H	W, 9-3
4/13/1985	A	W, 7-5
4/13/1985	A	W, 9-5
4/14/1985	A	W, 14-1
3/22/1986	A	L, 0-6
3/22/1986	A	W, 6-4
3/23/1986	A	L, 4-5
3/28/1987	H	L, 5-7
3/28/1987	H	W, 10-9
3/29/1987	H	W, 11-5
4/2/1988	A	W, 10-2
4/2/1988	A	W, 9-2
4/3/1988	A	W, 6-4
4/1/1989	H	L, 6-13
4/1/1989	H	W, 7-4
4/2/1989	H	L, 4-10
3/24/1990	A	L, 0-11
3/24/1990	A	W, 19-3
3/25/1990	A	L, 5-12
3/23/1991	H	L, 1-7
3/23/1991	H	W, 1-0
3/24/1991	H	W, 7-4
4/1/1992	A	L, 2-3
4/1/1992	A	L, 1-2
4/12/1992	A	L, 5-13
4/17/1993	H	L, 3-14
4/17/1993	H	L, 3-4
4/18/1993	H	L, 5-8
5/23/1993	N	W, 9-7
5/23/1993	N	L, 6-7
5/23/1993	N	L, 4-6

4/16/1994	A	L, 1-3
4/16/1994	A	W, 12-7
4/17/1994	A	L, 4-9
4/14/1995	H	L, 6-7
4/15/1995	H	L, 4-7
4/16/1995	H	L, 10-12
5/21/1995	A	L, 5-22
5/21/1995	A	L, 2-7
4/12/1996	A	W, 4-3
4/13/1996	A	W, 5-4
4/14/1996	A	L, 2-12
4/11/1997	H	W, 14-1
4/12/1997	H	L, 6-7
4/13/1997	H	L, 4-11
3/20/1998	A	L, 5-13
3/21/1998	A	L, 5-16
3/22/1998	A	W, 13-10
4/23/1999	H	W, 15-12
4/24/1999	H	L, 4-8
4/25/1999	H	W, 11-4
3/24/2000	A	W, 7-5
3/25/2000	A	W, 7-6
3/26/2000	A	L, 3-12
3/23/2001	H	L, 3-5
3/24/2001	H	L, 5-10
3/25/2001	H	L, 0-6
4/5/2002	A	L, 7-12
4/6/2002	A	L, 10-16
4/7/2002	A	W, 6-1
4/18/2003	H	W, 1-0
4/19/2003	H	W, 4-1
4/20/2003	H	L, 8-9
4/2/2004	A	L, 2-3
4/3/2004	A	L, 1-7
4/4/2004	A	L, 9-15
4/8/2005	H	L, 2-18
4/9/2005	H	W, 5-4
4/10/2005	H	L, 9-10 (10)
3/24/2006	A	L, 6-7
3/25/2006	A	W, 6-1
3/26/2006	A	W, 4-1
4/7/2007	H	L, 2-12
4/7/2007	H	L, 5-11
4/8/2007	H	W, 3-1
5/9/2008	A	W, 5-3
5/10/2008	A	W, 5-2
5/11/2008	A	W, 20-5
5/1/2009	H	W, 6-4
5/2/2009	H	L, 2-8
5/3/2009	H	W, 17-11
5/1/2010	A	W, 12-8
5/2/2010	A	L, 6-8
5/3/2010	A	L, 1-3
3/18/2011	H	W, 5-3
3/19/2011	H	L, 8-12
3/20/2011	H	W, 7-3
3/23/2012	A	L, 1-4
3/24/2012	A	W, 6-2
3/25/2012	A	W, 6-0
4/12/2013	H	W, 5-4
4/13/2013	H	L, 9-10
4/14/2013	H	L, 0-5
5/1/2014	A	W, 15-1
5/2/2014	A	L, 2-8
5/3/2014	A	L, 1-5
4/16/2015	H	W, 5-0
4/17/2015	H	W, 3-1
4/18/2015	H	W, 5-3

at Lexington: UK leads 76-70

at Knoxville: UK trails 66-89

Neutral: tied 2-2

TEXAS A&M

(UK trails 3-5)

3/12/1989	A	L, 2-3
3/13/1989	A	L, 4-11
2/25/2002	A	W, 3-1
4/18/2014	A	W, 6-3
4/19/2014	A	W, 11-4
4/20/2014	A	L, 2-14
4/4/2015	H	L, 2-5 (7)
4/4/2015	H	L, 3-6 (7)

at College Station: tied 3-3

at Lexington: UK trails, 0-2

TULANE

first meeting

UC SANTA BARBARA

(UK trails 1-2)

2/20/2015	A	L, 3-10
2/21/2015	A	L, 0-11
2/22/2015	A	W, 12-7

at Santa Barbara: UK trails 1-2



4/13/1954	A	W, 11-7
4/26/1954	H	L, 5-7
4/27/1954	H	L, 4-8
4/22/1955	A	L, 3-17
4/23/1955	A	L, 8-14
4/23/1955	A	L, 8-9
5/6/1955	H	L, 3-9
5/7/1955	H	L, 4-12
5/7/1955	H	L, 4-8
4/22/1957	A	L, 3-9
4/23/1957	A	L, 4-8
4/18/1958	H	L, 4-8
4/19/1958	H	W, 7-6
4/17/1959	A	W, 14-7
4/18/1959	A	W, 4-3
5/8/1959	H	W, 9-0
5/8/1959	H	W, 4-0
4/16/1960	A	L, 8-9
4/16/1960	A	L, 3-4
5/6/1960	H	W, 3-1
4/14/1961	H	W, 4-1
4/15/1961	H	W, 6-3
5/5/1961	A	L, 8-9
5/6/1961	A	W, 9-2
4/13/1962	A	T, 12-12
4/14/1962	A	W, 15-9
5/4/1962	H	W, 17-2
5/5/1962	H	W, 7-4
5/5/1962	H	W, 10-4
3/29/1963	H	W, 4-3
3/30/1963	H	W, 2-1 (5)
5/3/1963	A	L, 2-8
5/4/1963	A	L, 4-9
5/4/1963	A	W, 5-0
3/27/1964	A	W, 9-2
5/1/1964	H	W, 8-3
5/2/1964	H	L, 2-3 (7)
5/2/1964	H	W, 2-1 (7)
3/27/1965	A	L, 0-3 (7)
3/27/1965	A	W, 6-5 (7)
4/30/1965	H	W, 1-0
5/1/1965	H	W, 12-3
4/9/1966	A	W, 9-3 (7)
4/9/1966	A	W, 7-1 (7)
4/22/1966	H	L, 2-4
4/23/1966	H	W, 14-4
4/7/1967	A	W, 7-2
4/8/1967	A	L, 4-6
4/22/1967	H	W, 3-0
4/22/1967	H	W, 11-3
4/5/1968	A	L, 1-2
4/6/1968	A	W, 4-3
4/26/1968	H	W, 6-0
4/27/1968	H	W, 8-3
4/4/1969	H	W, 4-1
4/5/1969	H	W, 3-1
4/25/1969	A	W, 4-2
4/26/1969	A	L, 1-5
3/20/1970	A	L, 6-18
3/21/1970	A	W, 3-2
4/3/1970	H	W, 3-0
4/4/1970	H	L, 2-6
3/29/1971	H	W, 13-5
3/30/1971	H	L, 6-8
4/2/1971	A	L, 3-6
4/3/1971	A	W, 4-3
3/23/1972	A	L, 1-15
3/24/1972	A	T, 8-8
3/31/1972	H	L, 3-4
3/23/1973	A	L, 2-5
3/24/1973	A	L, 0-22
4/2/1973	H	W, 3-1
4/3/1973	H	L, 3-7
3/29/1974	A	L, 7-8
3/30/1974	A	L, 2-4
3/22/1975	L	3-5
3/30/1975	L	0-3
3/30/1975	W	9-4
1976	A	L, 9-13
1976	A	L, 3-4
1976	A	W, 14-7
1976	H	W, 6-1
1976	H	W, 14-0
1976	H	W, 4-0
1977	A	L, 1-2

1977	A	L, 1-2
1977	A	L, 0-3
1977	H	L, 1-2
1977	H	W, 7-6
1977	H	W, 5-3
1978	H	L, 3-8
1978	H	L, 1-4
1978	H	L, 2-4
1978	A	W, 6-4
1978	A	W, 4-3
1979	H	W, 6-1
1979	A	L, 3-5
1979	A	W, 10-5
1979	A	W, 16-6
1979	H	L, 9-12
1979	H	W, 7-6
3/29/1980	H	L, 0-6
3/29/1980	H	W, 6-0
5/3/1980	A	L, 2-4
5/3/1980	A	W, 6-5
5/4/1980	A	L, 5-8
3/14/1981	A	L, 5-8
3/14/1981	A	W, 11-5
3/15/1981	A	W, 16-4
5/9/1981	H	W, 7-5
5/9/1981	H	W, 4-1
5/10/1981	H	T, 1-1
3/13/1982	H	L, 3-10
3/13/1982	H	W, 2-1
3/14/1982	H	L, 4-14
4/17/1982	A	L, 4-6
4/17/1982	A	L, 3-12
4/18/1982	A	L, 0-4
3/26/1983	A	W, 4-3
3/27/1983	A	L, 6-9
3/27/1983	A	L, 3-4
4/30/1983	H	W, 5-0
4/30/1983	H	W, 4-2
3/18/1984	A	W, 8-5
3/18/1984	A	W, 10-1
4/23/1984	H	L, 1-12
4/23/1984	H	L, 1-4
3/16/1985	A	L, 1-4
3/16/1985	A	L, 7-8
3/17/1985	A	W, 7-4
4/20/1985	H	L, 3-5
4/20/1985	H	W, 17-2
4/21/1985	H	W, 4-2
4/5/1986	H	W, 4-2
4/5/1986	H	W, 6-2
4/6/1986	H	W, 10-8
4/11/1987	A	W, 9-6
4/11/1987	A	W, 11-3
4/12/1987	A	W, 5-1
4/9/1988	H	W, 7-3
4/9/1988	H	W, 12-10
4/10/1988	H	W, 6-4
4/8/1989	A	L, 1-4
4/8/1989	A	W, 9-5
4/9/1989	A	L, 1-5
4/7/1990	H	L, 3-4
4/7/1990	H	W, 14-2
4/8/1990	H	L, 2-6
4/6/1991	A	L, 7-9
4/6/1991	A	L, 4-8
4/7/1991	A	W, 10-4
4/25/1992	H	L, 6-8
4/25/1992	H	L, 4-6
4/26/1992	H	W, 13-2
5/1/1993	A	W, 11-5
5/2/1993	A	T, 4-4
5/2/1993	A	W, 24-8
4/30/1994	H	L, 3-4
4/30/1994	H	L, 5-10
5/1/1994	H	W, 11-10
5/21/1994	H	L, 6-15
4/28/1995	A	W, 9-5
4/29/1995	A	L, 2-8
4/30/1995	A	W, 8-5
5/20/1995	N	W, 9-6
4/26/1996	A	L, 0-11
4/27/1996	A	L, 2-7
4/28/1996	A	W, 17-7
5/2/1997	H	L, 10-11
5/4/1997	H	L, 4-7

5/5/1997	H	W, 3-2
3/6/1998	A	L, 2-14
3/7/1998	A	L, 5-7
3/8/1998	A	W, 13-9
3/12/1999	H	L, 2-3
3/13/1999	H	L, 4-9
3/13/1999	H	W, 4-1
5/12/2000	A	W, 9-5
5/13/2000	A	W, 7-3
5/14/2000	A	W, 11-1
4/13/2001	H	W, 6-4
4/14/2001	H	L, 8-10
4/15/2001	H	W, 7-1
5/10/2002	A	L, 1-3
5/11/2002	A	W, 19-7
5/12/2002	A	L, 4-17
5/9/2003	H	L, 5-7 (10)
5/10/2003	H	W, 5-1
5/11/2003	H	W, 6-5 (10)
5/21/2004	A	L, 1-9
5/22/2004	A	L, 6-8
4/15/2004	A	L, 5-11
5/10/2005	H	L, 0-8
5/15/2005	H	W, 6-5 (7)
5/15/2005	H	L, 7-11 (9)
4/28/2006	A	L, 6-8
4/29/2006	A	W, 11-9
4/30/2006	A	W, 12-9
4/13/2007	H	L, 8-10
4/14/2007	H	L, 4-9
4/15/2007	H	W, 8-6
4/25/2008	A	L, 2-3
4/26/2008	A	W, 6-2
4/27/2008	A	W, 3-1
3/20/2009	H	W, 3-1
3/21/2009	H	W, 6-4
3/22/2009	H	L, 2-4
3/26/2010	A	L, 0-7
3/27/2010	A	L, 1-2
3/27/2010	A	L, 8-9
5/6/2011	H	W, 2-0
5/7/2011	H	L, 3-10
5/8/2011	H	L, 3-6
4/27/2012	A	W, 5-2
4/28/2012	A	L, 3-4
4/29/2012	A	L, 1-6
5/11/2013	H	L, 3-11
5/11/2013	H	L, 3-5
5/12/2013	H	L, 5-10
3/28/2014	A	W, 4-2
3/29/2014	A	L, 3-9
3/30/2014	A	L, 2-6
5/1/2015	H	L, 3-13
5/2/2015	H	W, 11-5
5/3/2015	H	L, 3-7

at Lexington: UK leads 72-54-1

at Nashville: UK trails 62-75-4

Neutral: UK leads 1-0

WESTERN KENTUCKY

(UK leads 32-27)

4/18/1967	H	L, 7-9
4/21/1975	H	W, 6-2
4/21/1975	H	W, 2-1
1978	H	L, 12-15
1979	A	W, 2-1
4/22/1980	H	W, 3-0
4/22/1980	H	W, 6-5
4/30/1980	A	L, 6-10
3/24/1981	H	W, 8-3
4/21/1981	A	W, 6-4
4/21/1981	A	W, 7-1
5/3/1985	A	W, 7-4
5/4/1985	N	W, 5-4
5/5/1985	H	W, 4-3
4/7/1988	A	W, 7-3
4/21/1988	H	L, 5-18
3/16/1989	A	L, 4-7
4/13/1989	H	W, 8-6
4/4/1990	A	W, 2-1
4/19/1990	H	L, 1-5
4/8/1991	A	L, 9-10
5/9/1991	H	L, 2-3
4/9/1992	H	W, 10-9
4/13/1993	H	W, 15-9
5/12/1993	A	W, 7-6
4/12/1994	H	W, 8-4
4/19/1994	A	W, 12-5
3/21/1995	A	W, 8-7
4/27/1995	H	W, 8-3
4/1/1996	A	L, 16-17
5/8/1996	H	L, 5-7
4/8/1997	H	W, 9-8
4/29/1997	A	L, 7-10
4/14/1998	H	L, 6-8
4/28/1998	A	W, 13-3
4/27/1999	H	L, 5-7
4/19/2000	A	L, 4-8
8/9/2000	H	W, 3-1
3/27/2001	A	L, 2-9
4/18/2001	H	W, 9-5
4/17/2002	H	L, 1-5
5/14/2002	A	L, 6-9
4/16/2003	A	L, 2-3
5/13/2003	H	L, 3-10
3/10/2004	A	W, 18-6
5/11/2004	H	W, 10-5
3/7/2006	H	L, 6-7
3/21/2007	H	W, 12-5
4/2/2008	H	W, 7-3
4/23/2008	A	W, 2-1
4/8/2009	H	L, 9-10
3/31/2010	H	L, 3-6
4/20/2010	A	L, 8-24
4/19/2011	A	L, 8-11
3/27/2012	H	W, 7-4
4/23/2013	A	L, 2-3 (18)
3/18/2014	H	W, 10-3
3/24/2015	A	L, 3-12
4/14/2015	H	L, 3-5 (10)

at Lexington: UK leads 19-14

at Bowling Green: tied 12-12

Neutral: UK leads 1-0

WOFFORD

(UK leads 2-1)

3/27/1959	A	L, 9-14
2/10/2001	A	W, 15-11
2/17/2012	A	W, 10-4

at Spartanburg: UK leads 2-1

XAVIER

(UK leads 30-8)

5/5/1930	H	W, 16-4
4/18/1931	A	W, 8-4
5/16/1931	H	L, 3-4
5/3/1939	A	L, 8-9
5/16/1939	H	W, 24-9
4/24/1940	H	W, 9-8
5/27/1940	A	L, 0-4
4/15/1947	H	L, 15-18
3/25/1961	H	W, 3-2 (7)
3/25/1961	H	W, 5-1 (7)
4/6/1965	H	L, 1-4
3/22/1966	H	L, 2-3 (12)
4/27/1970	A	W, 4-3
4/26/1971	H	L, 4-6
4/10/1972	H	W, 4-3
1979	H	W, 6-0
1979	H	W, 9-7
4/12/1989	H	W, 12-2
3/14/1990	H	W, 8-4
3/23/1993	H	W, 14-1
3/30/1994	H	W, 18-2
3/28/1995	H	W, 9-7
4/20/1995	H	W, 9-7
4/2/1996	H	W, 16-0
4/1/1997	A	W, 14-7
4/1/1998	H	L, 5-11
3/31/1999	A	W, 8-7
3/29/2000	H	W, 15-5
3/28/2001	A	W, 13-4
3/22/2006	H	W, 13-3
2/28/2007	H	W, 6-2
2/23/2008	N	W, 10-1
3/20/2008	H	W, 5-2
3/23/2010	H	W, 11-6
4/5/2011	H	W, 15-2
2/29/2012	H	W, 9-2
3/6/2013	H	W, 6-3
4/21/2015	H	W, 5-3

at Lexington: UK leads 22-6

at Cincinnati: UK leads 7-2

Neutral: UK leads 1-0

SEC COMPOSITE SCHEDULE



February

13 (Friday)

Maryland at Alabama
7:30 p.m.
Central Michigan at Arkansas
4:05 p.m.
Sacramento State at Auburn
4 p.m.
Florida Gulf Coast at Florida
7 p.m.
Georgia Southern at Georgia
5 p.m.
Kentucky at Wofford
5 p.m.
Cincinnati at LSU
8 p.m.
Florida International at Ole Miss
5 p.m.
Florida Atlantic at Mississippi State
5:30 p.m.
Missouri vs. Seton Hall
(Fort Myers, Fla.)
3 p.m.
Albany at South Carolina
4 p.m.
Tennessee vs. Memphis
(Chattanooga, Tenn.)
5 p.m.
Hofstra at Texas A&M
7:30 p.m.
San Diego at Vanderbilt
5 p.m.

20 (Saturday)

Maryland at Alabama
4:30 p.m.
Central Michigan at Arkansas
3:05 p.m.
Sacramento State at Auburn
2 p.m.
Florida Gulf Coast at Florida
4 p.m.
Georgia Southern at Georgia
1 p.m.
Kentucky vs. George Mason
(Spartanburg, S.C.)
12 p.m.
Cincinnati at LSU
3 p.m.
Florida International at Ole Miss
2:30 p.m.
South Dakota State at Mississippi
State 1 p.m.
Florida Atlantic at Mississippi State
5:30 p.m.
Missouri vs. Seton Hall [DH-1]
(Fort Myers, Fla.)
2 p.m.
Missouri vs. Seton Hall [DH-2]
(Fort Myers, Fla.)
TBD
Albany at South Carolina
2 p.m.

Tennessee vs. Memphis
(Chattanooga, Tenn.)
1 p.m.
Hofstra at Texas A&M
3 p.m.
San Diego at Vanderbilt
3 p.m.

21 (Sunday)

Maryland at Alabama
1 p.m.
Central Michigan at Arkansas
1:05 p.m.
Sacramento State at Auburn
2 p.m.
Florida Gulf Coast at Florida
1 p.m.
Georgia Southern at Georgia
1 p.m.
Kentucky vs. Dayton
(Spartanburg, S.C.)
11 a.m.
Cincinnati at LSU
1 p.m.
Florida International at Ole Miss
1 p.m.
South Dakota State at Mississippi
State
4:30 p.m.
Missouri vs. Seton Hall
(Fort Myers, Fla.)
12 p.m.
Albany at South Carolina
1:30 p.m.
Tennessee vs. Memphis
(Chattanooga, Tenn.)
1 p.m.
Hofstra at Texas A&M
1 p.m.
San Diego at Vanderbilt
1 p.m.

23 (Tuesday)

Mississippi Valley State at Arkansas
4:05 p.m.
Kennesaw State at Auburn
4 p.m.
Eastern Michigan at Florida
7 p.m.
Georgia at Mercer
4 p.m.
Arkansas State at Ole Miss
5 p.m.
Memphis at Mississippi State
5 p.m.
Appalachian State at South
Carolina
4 p.m.
Stephen F. Austin at Texas A&M
7:30 p.m.
UT-Martin at Vanderbilt
5 p.m.

24 (Wednesday)

Nicholls State at Alabama
7:30 p.m.
Mississippi Valley State at Arkansas
4:05 p.m.
Florida A&M at Auburn
4 p.m.
Florida vs. Eastern Michigan
(Lakeland, Fla.)
7 p.m.
LSU at Lamar
7 p.m.
Missouri at Florida International
4 p.m.

Winthrop at South Carolina
4 p.m.
Prairie View A&M at Texas A&M
7:30 p.m.
Eastern Illinois at Vanderbilt
5 p.m.

26 (Friday)

North Dakota at Alabama
7:30 p.m.
Arkansas vs. Rice (Houston, Texas)
8 p.m.
Southern at Auburn
4 p.m.
Florida at Miami (FL)
7 p.m.
South Alabama at Georgia
5 p.m.
Kentucky vs. UC Santa Barbara
(San Diego, Calif.)
4 p.m.
Sacramento State at LSU
8 p.m.
Louisville at Ole Miss
5 p.m.
UMass Lowell at Mississippi State
5:30 p.m.
Missouri vs. Hofstra
(Fort Myers, Fla.)
3 p.m.
Penn State at South Carolina
4 p.m.
Tennessee at Grand Canyon
9 p.m.
Texas A&M at Pepperdine
5 p.m.
Illinois-Chicago at Vanderbilt
5 p.m.

27 (Saturday)

North Dakota at Alabama
3 p.m.
Arkansas vs. Houston
(Houston, Texas)
4:30 p.m.
Southern at Auburn
3 p.m.
Florida at Miami (FL)
7 p.m.
Cincinnati at Georgia
4 p.m.
Kentucky at Tony Gwynn Classic
(San Diego, Calif.)
TBD
Sacramento State at LSU
3 p.m.
Louisville at Ole Miss
2:30 p.m.
Nicholls State at Mississippi State
12 p.m.
UMass Lowell at Mississippi State
4:30 p.m.
Missouri vs. Hofstra [DH-1]
(Fort Myers, Fla.)
2 p.m.
Missouri vs. Hofstra [DH-2]
(Fort Myers, Fla.)
TBD
Penn State at South Carolina
2 p.m.
Tennessee vs. Saint Mary's
(Phoenix, Ariz.)
3 p.m.
Texas A&M at Pepperdine
4 p.m.
Illinois-Chicago at Vanderbilt
1 p.m.

28 (Sunday)
North Dakota at Alabama
2 p.m.
Arkansas vs. Texas Tech
12 p.m.
Southern at Auburn
2 p.m.
Florida at Miami (FL)
1 p.m.
Western Kentucky at Georgia
3 p.m.
Kentucky at Tony Gwynn Classic
(San Diego, Calif.)
TBD
Sacramento State at LSU
2 p.m.
Louisville at Ole Miss
2:30 p.m.
Nicholls State at Mississippi State
4:30 p.m.
Missouri vs. Hofstra
(Fort Myers, Fla.)
12 p.m.
Penn State at South Carolina
1:30 p.m.
Tennessee vs. Central Michigan
(Phoenix, Ariz.)
1 p.m.
Texas A&M at Pepperdine
4 p.m.
Illinois-Chicago at Vanderbilt
1 p.m.

March

1 (Tuesday)

Alabama at Troy
7 p.m.
Alabama A&M at Auburn
4 p.m.
Florida at UCF
6:30 p.m.
Charleston Southern at Georgia
5 p.m.
Alcorn State at Mississippi State
7 p.m.
South Carolina at The Citadel
7 p.m.
Houston Baptist at Texas A&M
7:30 p.m.
Tennessee Tech at Vanderbilt
4 p.m.

2 (Wednesday)

Louisiana Tech at Arkansas
4:05 p.m.
Alabama A&M at Auburn
4 p.m.
UCF at Florida
7 p.m.
Charleston Southern at Georgia
5 p.m.
Austin Peay at Kentucky
4 p.m.
LSU at Nicholls
7 p.m.
Memphis at Ole Miss
7:30 p.m.
Arkansas-Pine Bluff at Missouri
5 p.m.
Cincinnati at Tennessee
3 p.m.

4 (Friday)

Alabama vs. Notre Dame
(Cary, N.C.)
5 p.m.
Eastern Illinois at Arkansas

4:05 p.m.
Auburn vs. Troy (Pensacola, Fla.)
7 p.m.
Dartmouth at Florida
7 p.m.
Wright State at Georgia
5 p.m.
Buffalo at Kentucky
4 p.m.
Fordham at LSU
8 p.m.
Ole Miss vs. Ball State
(Conway, S.C.)
12 p.m.
Mississippi State at UCLA
9 p.m.
Illinois-Chicago at Missouri
7 p.m.
Clemson at South Carolina
7 p.m.
Tennessee vs. Maryland
(Greenville, N.C.)
12 p.m.
Yale at Texas A&M
7:30 p.m.
Vanderbilt at Stanford
9 p.m.

5 (Saturday)

Alabama vs. Niagara (Cary, N.C.)
12:30 p.m.
Alabama vs. NC State (Cary, N.C.)
4:30 p.m.
Eastern Illinois at Arkansas
1:05 p.m.
Auburn vs. Michigan State
(Pensacola, Fla.)
12 p.m.
Dartmouth at Florida
4 p.m.
Wright State at Georgia
1 p.m.
Buffalo at Kentucky
2 p.m.
Fordham at LSU [DH-1]
3 p.m.
Fordham at LSU [DH-2]
7:30 p.m.
Ole Miss at Coastal Carolina
3 p.m.
Mississippi State at Southern
California
5 p.m.
Illinois-Chicago at Missouri
[DH-1] 2 p.m.
Illinois-Chicago at Missouri
[DH-2] TBD
South Carolina vs. Clemson
(Greenville, S.C.)
2:30 p.m.
Tennessee at East Carolina
4:30 p.m.
Yale at Texas A&M
3 p.m.
Vanderbilt at Stanford
4 p.m.

6 (Sunday)

Alabama vs. Brown (Cary, N.C.)
12 p.m.
Eastern Illinois at Arkansas
2:05 p.m.
Auburn vs. Southern Miss
(Pensacola, Fla.)
4 p.m.
Dartmouth at Florida
12 p.m.

Wright State at Georgia
12 p.m.
Buffalo at Kentucky
1 p.m.
Ole Miss vs. Cincinnati
(Conway, S.C.)
11 a.m.
Mississippi State vs. Oklahoma
(Los Angeles, Calif.)
2 p.m.
Illinois-Chicago at Missouri
2 p.m.
South Carolina at Clemson
2 p.m.
Tennessee vs. Southeastern
Louisiana (Greenville, N.C.)
11 a.m.
Yale at Texas A&M
1 p.m.
Vanderbilt at Stanford
4 p.m.

8 (Tuesday)

Gonzaga at Arkansas
7:35 p.m.
Georgia Tech at Auburn
5:30 p.m. SEC Network
Florida at UNF
6 p.m.
Georgia vs. Charlotte
(Charlotte, N.C.)
6:05 p.m.
Cincinnati at Kentucky
4 p.m.
Louisiana Tech at LSU
7:30 p.m.
Southeast Missouri at Ole Miss
7:30 p.m.
South Alabama at Mississippi State
7:30 p.m.
Alabama A&M at Missouri
7 p.m.
Wofford at South Carolina
7 p.m.
Western Kentucky at Tennessee
6 p.m.
Northwestern State at Texas A&M
7:30 p.m.
Radford at Vanderbilt
5 p.m.

9 (Wednesday)

Gonzaga at Arkansas
4:05 p.m.
UNF at Florida
7 p.m.
Georgia at Charlotte
3 p.m.
Murray State at Kentucky
4 p.m.
McNeese State at LSU
7:30 p.m.
Southeast Missouri at Ole Miss
5 p.m.
Alabama A&M at Missouri
5 p.m.
Furman at South Carolina
7 p.m.
Tennessee at ETSU
6 p.m.
Northwestern State at Texas A&M
7:30 p.m.
Radford at Vanderbilt 5 p.m.

10 (Thursday)

Oregon at Alabama
7:30 p.m.

11 (Friday)

Houston at Alabama
7:30 p.m.

Western Illinois at Arkansas
4:05 p.m.
Oral Roberts at Auburn
4 p.m.
Harvard at Florida
7 p.m.
Lipscomb at Georgia
6 p.m.
USC Upstate at Kentucky
4 p.m.
Ball State at LSU
8 p.m.
Grambling State at Ole Miss
7:30 p.m.
Oregon at Mississippi State
7:30 p.m.
Youngstown State at Missouri
7 p.m.
Charleston Southern at South
Carolina
7 p.m.
UC Irvine at Tennessee
5 p.m.
Fresno State at Texas A&M
7:30 p.m.
Xavier at Vanderbilt
5 p.m.

12 (Saturday)

Houston at Alabama
3 p.m.
Western Illinois at Arkansas
3:05 p.m.
Oral Roberts at Auburn
3 p.m.
Harvard at Florida
4 p.m.
Lipscomb at Georgia
2 p.m.
USC Upstate at Kentucky
2 p.m.
Ball State at LSU
3 p.m.
Grambling State at Ole Miss
2:30 p.m.
Oregon at Mississippi State
3 p.m.
Youngstown State at Missouri
3 p.m.
Charleston Southern at South Car-
olina 4 p.m.
UC Irvine at Tennessee
1 p.m.
Fresno State at Texas A&M
3 p.m.
Xavier at Vanderbilt
3 p.m.

13 (Sunday)

Houston at Alabama
2 p.m.
Western Illinois at Arkansas
2:05 p.m.
Oral Roberts at Auburn
2 p.m.
Harvard at Florida
1 p.m.
Lipscomb at Georgia
1 p.m.
USC Upstate at Kentucky
1 p.m.
Ball State at LSU
1 p.m.
Grambling State at Ole Miss
2:30 p.m.
Oregon at Mississippi State
12 p.m.
Youngstown State at Missouri
2 p.m.
Charleston Southern at South
Carolina

1:30 p.m.
UC Irvine at Tennessee
1 p.m.
Fresno State at Texas A&M
2 p.m.
Xavier at Vanderbilt
2 p.m.

15 (Tuesday)

Alabama at Southern Miss
7 p.m.
Grambling State at Arkansas
7:35 p.m.
Auburn at Georgia Tech
6 p.m.
Florida State at Florida
7 p.m. SEC Network
Georgia at Kennesaw State
5 p.m.
Western Kentucky at Kentucky
4 p.m.
Ole Miss at UAB
7:30 p.m.
Eastern Kentucky at
Mississippi State
7:30 p.m.
SE Missouri State at Missouri
7 p.m.
South Carolina vs. USC Upstate
(Greenville, S.C.)
7 p.m.
Tennessee at UNC Asheville
6 p.m.
Texas at Texas A&M
7:30 p.m.
Northern Illinois at Vanderbilt
7:30 p.m.

16 (Wednesday)

Grambling State at Arkansas
4:05 p.m.
Dayton at Kentucky
4 p.m.
New Orleans at LSU
7:30 p.m.
Ole Miss at UAB
5 p.m.
Oral Roberts at Mississippi State
7:30 p.m.
SE Missouri State at Missouri
5 p.m.
Davidson at South Carolina
7 p.m.

18 (Friday)

*Alabama at LSU
8 p.m. SEC Network^
*Arkansas at South Carolina
7:30 p.m. SEC Network^
*Texas A&M at Auburn
7:30 p.m. SEC Network^
*Missouri at Florida
7 p.m. SEC Network^
*Kentucky at Georgia
7 p.m. SEC Network^
*Ole Miss at Tennessee
7 p.m. SEC Network^
*Mississippi State at Vanderbilt
8 p.m. SEC Network^

19 (Saturday)

*Alabama at LSU
7:30 p.m.
*Arkansas at South Carolina
4 p.m.
*Texas A&M at Auburn
4 p.m.
*Missouri at Florida
7 p.m.
*Kentucky at Georgia
2 p.m. SEC Network

*Ole Miss at Tennessee
4 p.m.
*Mississippi State at Vanderbilt
8:30 p.m. SEC Network

20 (Sunday)

*Alabama at LSU
2 p.m.
*Arkansas at South Carolina
1:30 p.m.
*Texas A&M at Auburn
2 p.m.
*Missouri at Florida
1 p.m.
*Kentucky at Georgia
1 p.m. SEC Network
*Ole Miss at Tennessee
2 p.m.
*Mississippi State at Vanderbilt
2 p.m.

22 (Tuesday)

Alabama vs. UAB
(Birmingham, Ala.)
7:30 p.m.
Alabama State at Auburn
7 p.m.
Florida Atlantic at Florida
7 p.m.
Mercer at Georgia
6 p.m.
Morehead State at Kentucky
6:30 p.m.
LSU vs. UL-Lafayette
(Metairie, La.)
8 p.m.
UT Martin at Ole Miss
12 p.m.
Mississippi Valley State at
Mississippi State
7:30 p.m.
Tennessee Tech at Tennessee
7 p.m. SEC Network
A&M-Corpus Christi at
Texas A&M
7:30 p.m.
Vanderbilt at Middle Tennessee
7 p.m.

24 (Thursday)

*Georgia at Mississippi State
7:30 p.m.
*LSU at Texas A&M
7 p.m. SEC Network
*South Carolina at Ole Miss
7:30 p.m.

25 (Friday)

*Tennessee at Alabama
8 p.m.
*Auburn at Arkansas
7:35 p.m.
*Florida at Kentucky
6:30 p.m.
*Georgia at Mississippi State
7:30 p.m.
*LSU at Texas A&M
9 p.m. SEC Network
*South Carolina at Ole Miss
7:30 p.m.
*Vanderbilt at Missouri
7 p.m.

26 (Saturday)

*Tennessee at Alabama
9 p.m. SEC Network
*Auburn at Arkansas
7:05 p.m.
*Florida at Kentucky
2 p.m.
*Georgia at Mississippi State

3 p.m.
*LSU at Texas A&M
3 p.m.
*South Carolina at Ole Miss
3 p.m. SEC Network
*Vanderbilt at Missouri
6 p.m. SEC Network

27 (Sunday)

*Tennessee at Alabama
4 p.m. SEC Network
*Auburn at Arkansas
2:05 p.m.
*Florida at Kentucky
1 p.m.
*Vanderbilt at Missouri
1 p.m. SEC Network

29 (Tuesday)

Alabama vs. Auburn
(Montgomery, Ala.)
8 p.m. SEC Network
Arkansas at Oklahoma State
7 p.m.
Florida vs. Florida State
(Jacksonville, Fla.)
6 p.m.
Kennesaw State at Georgia
6 p.m.
Northern Kentucky at Kentucky
6:30 p.m.
Tulane at LSU
7:30 p.m.
Mississippi State vs. Southern Miss
(Pearl, Miss.)
7:30 p.m.
Missouri vs. St. Louis
(Kansas City, Mo.)
7:30 p.m.
College of Charleston at
South Carolina
7 p.m.
Middle Tennessee at Tennessee
6 p.m.
Texas A&M at Houston
7:30 p.m.
Vanderbilt vs. Belmont
(Nashville, Tenn.)
7:30 p.m.

30 (Wednesday)

Ole Miss at Memphis
7:30 p.m.
UNC Asheville at Tennessee
6 p.m.
Xavier at Kentucky
6:30 p.m.

31 (Thursday)

*Alabama at Georgia
7 p.m. SEC Network
*South Carolina at Vanderbilt
8 p.m. ESPN

April

1 (Friday)

*Alabama at Georgia
7 p.m. SEC Network
*Missouri at Arkansas
7:35 p.m.
*LSU at Auburn
7 p.m.
*Texas A&M at Florida
7 p.m.
*Kentucky at Tennessee
6 p.m.
*Ole Miss at Mississippi State
7:30 p.m.
*South Carolina at Vanderbilt
7:30 p.m.

2 (Saturday)

*Alabama at Georgia
12 p.m. SEC Network
*Missouri at Arkansas
8:30 p.m. SEC Network
*LSU at Auburn
4 p.m.
*Texas A&M at Florida
7:30 p.m. ESPN
*Ole Miss at Mississippi State
3 p.m.
*South Carolina at Vanderbilt
3 p.m. SEC Network
*Kentucky at Tennessee
4 p.m.

3 (Sunday)

*Missouri at Arkansas
1:30 p.m. SEC Network
*LSU at Auburn
2 p.m.
*Texas A&M at Florida
2 p.m. ESPN
*Kentucky at Tennessee
2 p.m.
*Ole Miss at Mississippi State
2:30 p.m.

5 (Tuesday)

Alcorn State at Alabama
7:30 p.m.
Georgia State at Auburn
7 p.m.
Jacksonville at Florida
7 p.m.
Clemson at Georgia
7 p.m.
Southern at LSU
7:30 p.m.
Ole Miss vs. Southern Miss
(Pearl, Miss.)
7:30 p.m.
UT Martin at Mississippi State
4 p.m.
UT Martin at Mississippi State
7:30 p.m.
Southern Illinois-Edwardsville at Missouri
7 p.m.
Coastal Carolina at South Carolina
7 p.m. SEC Network
Texas A&M at Rice
7:30 p.m.
Lipscomb at Vanderbilt
7:30 p.m.

6 (Wednesday)

Alcorn State at Alabama
7:30 p.m.
Arkansas vs. Memphis
(Memphis, Tenn.)
7:30 p.m.
Louisville at Kentucky
7:30 p.m. ESPN
Morehead State at Tennessee
6 p.m.

7 (Thursday)

*Auburn at Missouri
7:30 p.m. ESPN
*Vanderbilt at LSU
7 p.m. SEC Network

8 (Friday)

*Alabama at Kentucky
6:30 p.m.
*Arkansas at Ole Miss
7:30 p.m.
*Auburn at Missouri
7 p.m.

*Mississippi State at Florida
5:30 p.m.
*Georgia at Texas A&M
7:30 p.m.
*Vanderbilt at LSU
8:30 p.m. ESPN
*Tennessee at South Carolina
7 p.m.

9 (Saturday)

*Alabama at Kentucky
2 p.m.
*Arkansas at Ole Miss
8 p.m. SEC Network
*Auburn at Missouri
2 p.m.
*Mississippi State at Florida
7 p.m.
*Georgia at Texas A&M
2 p.m.
*Vanderbilt at LSU
3 p.m.
*Tennessee at South Carolina
4 p.m.

10 (Sunday)

*Alabama at Kentucky
1 p.m.
*Arkansas at Ole Miss
1 p.m. SEC Network
*Mississippi State at Florida
4 p.m. SEC Network
*Georgia at Texas A&M
2 p.m.
*Tennessee at South Carolina
1:30 p.m.

12 (Tuesday)

UAB at Alabama
7:30 p.m.
Arkansas vs. ULM
(North Little Rock, Ark.)
7:35 p.m.
Auburn at Kennesaw State
6 p.m.
Florida at Florida State
6 p.m.
Georgia at Georgia Tech
6 p.m.
Eastern Kentucky at Kentucky
6:30 p.m.
Grambling at LSU
7:30 p.m.
Missouri at Missouri State
7:35 p.m.
South Carolina vs. North Carolina
(Charlotte, N.C.)
7 p.m. SEC Network
Appalachian State at Tennessee
6 p.m.
Abilene Christian at Texas A&M
7:30 p.m.
Middle Tennessee at Vanderbilt
7:30 p.m.

13 (Wednesday)

Southern Miss at Ole Miss
7:30 p.m.

14 (Thursday)

*Florida at Arkansas
9 p.m. ESPN
*Tennessee at Auburn
7 p.m. SEC Network

15 (Friday)

*Ole Miss at Alabama
8 p.m.
*Florida at Arkansas
7:35 p.m.
*Tennessee at Auburn

7 p.m. SEC Network
*South Carolina at Georgia
7 p.m.
*Kentucky at Vanderbilt
7:30 p.m.
*LSU at Missouri
7 p.m.
*Texas A&M at Mississippi State
7:30 p.m.

16 (Saturday)

*Ole Miss at Alabama
6 p.m.
*Florida at Arkansas
3:05 p.m.
*Tennessee at Auburn
2 p.m.
*South Carolina at Georgia
6 p.m.
*Kentucky at Vanderbilt
3 p.m.
*LSU at Missouri
3 p.m.
*Texas A&M at Mississippi State
TBA

17 (Sunday)

*Ole Miss at Alabama
2 p.m.
*South Carolina at Georgia
1 p.m.
*Kentucky at Vanderbilt
2 p.m.
*LSU at Missouri
2 p.m.
*Texas A&M at Mississippi State
2:30 p.m.

19 (Tuesday)

Troy at Alabama
7:30 p.m.
Creighton at Arkansas
7 p.m. SEC Network
Alabama State at Auburn
7 p.m.
Jacksonville at Florida
7 p.m.
Georgia at Clemson
7 p.m.
Kentucky at Louisville
6 p.m.
Tennessee at Middle Tennessee
7 p.m.
Texas State at Texas A&M
7:30 p.m.
Central Arkansas at Vanderbilt
6:30 p.m.

20 (Wednesday)

South Alabama at Alabama
7:30 p.m.
Southeastern Louisiana at LSU
7:30 p.m.
Murray State at Ole Miss
7:30 p.m.
Mississippi State vs. ULM
(Biloxi, Miss.)
7:30 p.m.
South Carolina vs. Furman
(Greenville, S.C.)
7 p.m.

21 (Thursday)

*Arkansas at Kentucky
7 p.m. SEC Network
*Georgia at Florida
7:30 p.m. ESPN

22 (Friday)

*Alabama at Texas A&M
7:30 p.m.

*Arkansas at Kentucky
7:30 p.m. ESPN
*Auburn at Ole Miss
7:30 p.m.
*Georgia at Florida
7 p.m. SEC Network
*Mississippi State at LSU
8 p.m.
*Missouri at South Carolina
7 p.m.
*Vanderbilt at Tennessee
6 p.m.

23 (Saturday)

*Alabama at Texas A&M
3 p.m.
*Arkansas at Kentucky
1 p.m.
*Auburn at Ole Miss
3 p.m. SEC Network
*Georgia at Florida
2 p.m. ESPN
*Mississippi State at LSU
7 p.m. ESPN
*Missouri at South Carolina
4 p.m.
*Vanderbilt at Tennessee
4 p.m.

24 (Sunday)

*Alabama at Texas A&M
2 p.m.
*Mississippi State at LSU
1 p.m. ESPN
*Auburn at Ole Miss
2 p.m. SEC Network
*Missouri at South Carolina
1:30 p.m.
*Vanderbilt at Tennessee
2 p.m.

26 (Tuesday)

Alabama at Samford
7 p.m.
Oklahoma State at Arkansas
7:35 p.m.
South Alabama at Auburn
7 p.m.
Georgia Tech at Georgia
7 p.m.
LSU at Tulane
7 p.m.
Ole Miss vs. Mississippi State
(Pearl, Miss.)
7 p.m. SEC Network
Missouri State at Missouri
7 p.m.
Eastern Kentucky at Tennessee
6 p.m.
UT Arlington at Texas A&M
7:30 p.m.

27 (Wednesday)

Alabama State at Tennessee
6 p.m.
Miami (Ohio) at Kentucky
6:30 p.m.

28 (Thursday)

*Mississippi State at Alabama
7:30 p.m. ESPN
*LSU at Ole Miss
7 p.m. SEC Network

29 (Friday)

*Mississippi State at Alabama
8 p.m.
*Texas A&M at Arkansas
7:35 p.m.
*Kentucky at Auburn
7 p.m.

*Florida at South Carolina
7 p.m.
*Georgia at Vanderbilt
7:30 p.m.
*LSU at Ole Miss
7:30 p.m.
*Tennessee at Missouri
6 p.m.

30 (Saturday)

*Mississippi State at Alabama
4 p.m.
*Texas A&M at Arkansas
3 p.m. ESPN
*Kentucky at Auburn
7 p.m. SEC Network
*Florida at South Carolina
4 p.m.
*Georgia at Vanderbilt
3 p.m.
*LSU at Ole Miss
12 p.m. ESPN
*Tennessee at Missouri
4 p.m. ESPN

May

1 (Sunday)

*Texas A&M at Arkansas
2 p.m. ESPN
*Kentucky at Auburn
2 p.m.
*Florida at South Carolina
1:30 p.m.
*Georgia at Vanderbilt
2 p.m.
*Tennessee at Missouri
1 p.m. SEC Network

3 (Tuesday)

Arkansas at Missouri State
7:35 p.m.
Bethune-Cookman at Florida
7 p.m.
Arkansas-Pine Bluff at Ole Miss
7:30 p.m.
Missouri vs. Illinois (Sauget, Ill.)
7 p.m. SEC Network
Western Kentucky at Vanderbilt
7:30 p.m.

4 (Wednesday)

USC Upstate at South Carolina
7 p.m. SEC Network
Incarnate Word at Texas A&M
7:30 p.m.

5 (Thursday)

*Missouri at Mississippi State
7 p.m. SEC Network
*Vanderbilt at Texas A&M
7:30 p.m. ESPN

6 (Friday)

*Auburn at Alabama
8 p.m.
*Florida at Tennessee
6 p.m.
*Ole Miss at Georgia
7 p.m.
*South Carolina at Kentucky
6:30 p.m.
*Arkansas at LSU
8 p.m.
*Missouri at Mississippi State
8 p.m. ESPN
*Vanderbilt at Texas A&M
7:30 p.m.

7 (Saturday)

*Auburn at Alabama

7 p.m. SEC Network
 *Florida at Tennessee
 4 p.m.
 *Ole Miss at Georgia
 2 p.m.
 *Arkansas at LSU
 7:30 p.m.
 *Missouri at Mississippi State
 3 p.m.
 *South Carolina at Kentucky
 6:30 p.m.
 *Vanderbilt at Texas A&M
 3:30 p.m. SEC Network

8 (Sunday)

*Auburn at Alabama
 4 p.m. SEC Network
 *Florida at Tennessee
 2 p.m.
 *Ole Miss at Georgia
 1 p.m.
 *Arkansas at LSU
 2 p.m.
 *South Carolina at Kentucky
 3 p.m. ESPNU

10 (Tuesday)

Troy at Auburn
 7 p.m.
 USF at Florida
 7 p.m.
 Kentucky at Indiana
 4 p.m.
 LSU at Notre Dame
 6 p.m.
 Presbyterian at South Carolina
 7 p.m.
 Belmont at Tennessee
 6 p.m.
 Louisville at Vanderbilt
 7 p.m. SEC Network

11 (Wednesday)

Western Carolina at Georgia
 6 p.m.
 LSU at Notre Dame
 6 p.m.
 Mississippi State at Troy
 7 p.m.

12 (Thursday)

*Kentucky at Ole Miss
 7:30 p.m. ESPNU

13 (Friday)

*Alabama at Arkansas
 7:35 p.m.
 *Mississippi State at Auburn
 7 p.m.
 *Vanderbilt at Florida
 7 p.m.
 *Georgia at Missouri
 7 p.m.
 *Kentucky at Ole Miss
 7:30 p.m.
 *LSU at Tennessee
 6 p.m.
 *Texas A&M at South Carolina
 7 p.m.

14 (Saturday)

*Alabama at Arkansas
 7:05 p.m.
 *Mississippi State at Auburn
 4:30 p.m. SEC Network
 *Vanderbilt at Florida
 4 p.m. ESPN2
 *Georgia at Missouri
 3 p.m.
 *Kentucky at Ole Miss
 5 p.m.

*LSU at Tennessee
 1 p.m. SEC Network
 *Texas A&M at South Carolina
 7:30 p.m. SEC Network

15 (Sunday)

*Alabama at Arkansas
 2:05 p.m.
 *Mississippi State at Auburn
 2 p.m.
 *Vanderbilt at Florida
 1 p.m. SEC Network
 *Georgia at Missouri
 2 p.m.
 *LSU at Tennessee
 2 p.m.
 *Texas A&M at South Carolina
 4 p.m. SEC Network

17 (Tuesday)

Samford at Alabama
 7:30 p.m.
 Missouri State at Arkansas
 7:35 p.m.
 UAB at Auburn
 7 p.m.
 Georgia vs. Georgia Tech
 (Atlanta, Ga.)
 7 p.m.
 Kentucky at Murray State
 7 p.m.
 Northwestern State at LSU
 7:30 p.m.
 Ole Miss at Arkansas State
 7:30 p.m.
 Oklahoma at Missouri
 5 p.m.
 The Citadel at South Carolina
 7 p.m.
 East Tennessee State at Tennessee
 6 p.m.
 Sam Houston State at Texas A&M
 7:30 p.m.
 Morehead State at Vanderbilt
 7:30 p.m.

19 (Thursday)

*South Carolina at Alabama
 8 p.m.
 *Arkansas at Mississippi State
 7:30 p.m.
 *Auburn at Vanderbilt
 7:30 p.m.
 *Florida at LSU
 7:30 p.m.
 *Tennessee at Georgia
 7 p.m.
 *Missouri at Kentucky
 6:30 p.m.
 *Ole Miss at Texas A&M
 7:30 p.m.

20 (Friday)

*South Carolina at Alabama
 8 p.m.
 *Arkansas at Mississippi State
 7:30 p.m.
 *Auburn at Vanderbilt
 7:30 p.m.
 *Florida at LSU
 7 p.m. SEC Network
 *Tennessee at Georgia
 7 p.m.
 *Missouri at Kentucky
 6:30 p.m.
 *Ole Miss at Texas A&M
 7:30 p.m.

21 (Saturday)

*South Carolina at Alabama
 3 p.m.

*Arkansas at Mississippi State
 6 p.m. SEC Network
 *Auburn at Vanderbilt
 3 p.m.
 *Florida at LSU
 3 p.m.
 *Tennessee at Georgia
 12 p.m. SEC Network
 *Missouri at Kentucky
 1 p.m.
 *Ole Miss at Texas A&M
 3 p.m. SEC Network

24-29 (Tuesday-Sunday)

SEC Tournament
 Hoover Metropolitan Stadium –
 Hoover, Ala.

Postseason

June 3-6 (Friday-Monday)
 NCAA Regionals
 Campus Sites

10-13 (Friday-Monday)
 NCAA Super Regionals
 Campus Sites


18-28/29 (Saturday-Tuesday/
 Wednesday)
 College World Series
 Omaha, Neb.

*Denotes Southeastern Conference
 Game

^March 18 games will include
 a Bases Loaded special, which
 features a compilation of all seven
 games. Each game will also be
 available in its entirety via SEC
 Network +.

* - Denotes Southeastern Conference
 Game





2015
REVIEW





2015 RESULTS

Record: 30-25

Home: 15-11

Away: 9-13

SEC: 14-15

Home: 7-7

Away: 7-8

Date	Opponent	Results	UK			Opponent			Inn	Rec	Pitcher of Record	Att.	Time
			R	H	E	R	H	E					
Feb. 13	vs. Ball State	W, 11-7	11	17	2	7	11	1	9	1-0	Beggs (W, 1-0)	1011	3:34
Feb. 14	vs. Richmond	W, 10-1	10	11	1	1	6	2	9	2-0	Nelson (W, 1-0)	1124	2:49
Feb. 19	at Southern California	L, 2-5	2	9	1	5	8	1	9	2-1	Beggs (L, 1-1)	474	2:35
Feb. 20	at No. 16 UC Santa Barbara	L, 3-10	3	10	1	10	9	2	9	2-2	Cody (L, 0-1)	375	2:35
Feb. 21	at No. 16 UC Santa Barbara	L, 0-11	0	6	3	11	11	1	9	2-3	Brown (L, 0-1)	600	3:00
Feb. 22	at No. 16 UC Santa Barbara	W, 12-7	12	13	1	7	14	3	9	3-3	Dwyer (W, 1-0)	310	3:38
Feb. 27	vs. Nebraska-Omaha	W, 6-5	6	14	1	5	16	0	14	4-3	Nelson (W, 2-0)	157	4:16
Feb. 28	vs. Nebraska-Omaha	W, 5-1	5	13	1	1	2	3	9	5-3	Cody (W, 1-1)	76	2:22
Feb. 28	vs. Northeastern	W, 5-4	5	12	2	4	10	3	9	6-3	Salow (W, 1-0)	274	3:20
March 1	vs. Mount St. Mary's	W, 8-2	8	10	2	2	2	1	9	7-3	Zeigler (W, 1-0)	114	2:29
March 3	Murray State	W, 4-1	4	9	0	1	4	0	9	8-3	Logue (W, 1-0)	-	2:40
March 3	Murray State	W, 4-3	4	11	1	3	8	1	9	9-3	Strecker (W, 1-0)	1357	2:37
March 7	Northern Kentucky	W, 6-0	6	6	1	0	2	2	9	10-3	Brown (W, 1-1)	1216	2:32
March 8	Northern Kentucky	W, 7-6	7	12	0	6	9	3	9	11-3	Beggs (W, 2-1)	-	2:46
March 8	Northern Kentucky	W, 9-4	9	9	2	4	6	2	9	12-3	Cody (W, 2-1)	1452	2:53
March 11	at Cincinnati	W, 9-1	9	15	1	1	5	2	9	13-3	Dwyer (W, 2-0)	777	3:01
March 13	at No. 7 South Carolina	L, 1-10	10	9	4	1	1	2	9	13-4, 0-1	Brown (L, 1-2)	6604	2:53
March 14	at No. 7 South Carolina	L, 3-4	3	9	0	4	4	2	9	13-5, 0-2	Beggs (L, 2-2)	7025	2:35
March 15	at No. 7 South Carolina	L, 4-6	4	9	1	6	8	1	10	13-6, 0-3	Salow (L, 1-1)	7499	2:55
March 17	Ohio	L, 7-10	7	11	2	10	16	0	9	13-7	Zeigler (L, 1-1)	1519	3:22
March 20	No. 20 Miss. State	W, 10-2	10	14	2	2	5	2	9	14-7, 1-3	Brown (W, 2-2)	1621	3:09
March 21	No. 20 Miss. State	W, 9-7	9	12	0	7	9	1	9	15-7, 2-3	Beggs (W, 3-2)	1757	3:14
March 22	No. 20 Miss. State	L, 5-12	5	11	4	12	12	2	9	15-8, 2-4	Cody (L, 2-2)	1870	3:17
March 24	at Western Kentucky	L, 3-12	3	7	3	12	16	0	9	15-9	Logue (L, 1-1)	3652	2:52
March 25	Morehead State	W, 9-4	9	10	1	4	7	0	9	16-9	Martin (W, 1-0)	1675	2:33
March 27	at No. 1 LSU	W, 5-4	5	10	3	4	13	2	12	17-9, 3-4	Strecker (W, 2-0)	11118	3:59
March 28	at No. 1 LSU	L, 3-7	3	11	3	7	12	0	9	17-10, 3-5	Nelson (L, 2-1)	11516	3:23
March 29	at No. 1 LSU	W, 12-10	12	19	3	10	15	0	11	18-10, 4-5	Jack (W, 1-0)	10732	4:20
March 31	Indiana	L, 7-11	7	15	3	11	16	1	9	18-11	Nelson (L, 2-2)	2310	3:17
April 4	No. 1 Texas A&M	L, 2-5	2	9	1	5	8	0	7	18-12, 4-6	Brown (L, 2-3)	-	2:34
April 4	No. 1 Texas A&M	L, 3-6	3	8	0	6	7	0	7	18-13, 4-7	Cody (L, 2-3)	2402	2:08
April 10	at Arkansas	L, 3-5	3	9	0	5	11	1	9	18-14, 4-8	Brown (L, 2-4)	9217	3:28
April 11	at Arkansas	W, 16-4	16	15	3	4	7	1	9	19-14, 5-8	Beggs (W, 4-2)	9874	3:29
April 12	at Arkansas	L, 3-7	3	5	2	7	13	0	9	19-15, 5-9	Cody (L, 2-4)	7578	2:37
April 14	Western Kentucky	L, 3-5	3	8	1	5	11	0	10	19-16	Jack (L, 1-1)	1912	3:14
April 16	Tennessee	W, 5-0	5	9	1	0	5	1	9	20-16, 6-9	Brown (W, 3-4)	2132	2:49
April 17	Tennessee	W, 3-1	3	8	0	1	5	3	9	21-16, 7-9	Beggs (W, 5-2)	2187	2:38
April 18	Tennessee	W, 5-3	5	12	1	3	9	0	9	22-16, 8-9	Logue (W, 2-1)	2880	3:12
April 21	Xavier	W, 6-1	5	12	1	3	9	0	9	23-16	Cody (W, 3-4)	1880	3:00
April 24	at No. 5 Florida	W, 3-0	3	11	0	0	5	0	9	24-16, 9-9	Brown (W, 4-4)	3516	3:16
April 25	at No. 5 Florida	W, 7-6	7	9	1	6	10	1	9	25-16, 10-9	Beggs (W, 6-2)	4419	3:15
April 26	at No. 5 Florida	L, 1-10	1	7	2	10	16	0	9	25-17, 10-10	Nelson (L, 2-3)	2825	3:06
April 28	at No. 3 Louisville	L, 1-2	1	7	1	2	4	0	10	25-18	Logue (L, 2-2)	5056	2:46
May 1	No. 6 Vanderbilt	L, 3-13	3	8	0	13	13	2	9	25-19, 10-11	Brown (L, 4-5)	2655	3:10
May 2	No. 6 Vanderbilt	W, 11-5	11	11	0	5	9	2	9	26-19, 11-11	Beggs (W, 7-2)	2512	3:05
May 3	No. 6 Vanderbilt	L, 3-7	3	7	0	7	12	1	9	26-20, 11-12	Strecker (L, 2-1)	3043	3:27
May 6	No. 2 Louisville	L, 2-5	2	6	3	5	9	2	9	26-21	Nelson (L, 2-4)	3044	3:42
May 8	Georgia	W, 6-2	6	12	0	2	11	0	9	27-21, 12-12	Brown (W, 5-5)	2183	3:11
May 9	Georgia	L, 3-12	3	6	2	12	16	0	9	27-22, 12-13	Beggs (L, 7-3)	2214	3:21
May 10	Georgia	L, 1-6	1	5	2	6	12	0	10	27-23, 12-14	Strecker (L, 2-2)	1948	3:20
May 12	Northern Kentucky	W, 5-1	5	11	0	1	9	0	9	28-23	Schaenzer (W, 1-0)	1782	2:37
May 14	at Missouri	W, 1-0	1	8	0	0	4	0	9	29-23, 13-14	Brown (W, 6-5)	435	2:17
May 15	at Missouri	L, 3-6	3	7	0	6	8	1	9	29-24, 13-15	Beggs (L, 7-4)	843	2:28
May 16	at Missouri	W, 8-2	8	14	0	2	7	0	9	30-24, 14-15	Cody (W, 4-4)	1090	3:01
May 19	vs. Auburn	L, 3-6	3	7	1	6	14	1	9	30-25	Brown (L, 6-6)	5761	3:26

2015 INDIVIDUAL STATS

BATTING STATISTICS - ALL GAMES

No	Player	AVG	GP-S	AB	R	H	2B	3B	HR	RBI	TB	SLG%	BB	HBP	SO	GDP	OB%	SF	SH	SB-ATT
25	Ka'ai Tom	.375	55-55	216	41	81	16	1	5	51	114	.528	23	8	25	5	.443	6	1	15-16
4	Kyle Barrett	.354	53-52	237	48	84	12	3	1	26	105	.443	14	2	30	6	.394	1	1	7-11
19	Evan White	.318	52-52	217	27	69	12	1	2	28	89	.410	15	5	33	5	.369	4	1	3-4
5	JaVon Shelby	.312	55-55	202	29	63	12	2	9	44	106	.525	38	10	51	4	.442	1	1	4-4
35	Zach Arnold	.283	36-29	106	15	30	6	0	0	10	36	.340	2	6	19	6	.330	1	1	0-0
44	Dorian Hariston	.281	42-32	128	19	36	6	0	4	21	54	.422	6	7	33	1	.345	1	2	5-6
46	Thomas Bernal	.266	52-51	184	19	49	9	0	1	24	61	.332	16	13	34	5	.366	0	4	1-3
8	Storm Wilson	.242	46-39	132	21	32	6	2	1	16	45	.341	21	11	24	3	.379	5	5	8-12
3	Riley Mahan	.232	39-22	95	15	22	5	1	1	8	32	.337	7	2	27	3	.295	1	4	1-2
40	Greg Fettes	.214	44-36	131	14	28	3	0	5	19	46	.351	18	5	30	5	.329	1	2	2-2
7	Connor Heady	.211	51-50	152	27	32	2	0	2	11	40	.263	21	13	25	6	.355	0	1	2-5

31	Bryce Bastien	.500	7-0	2	2	1	0	0	0	0	1	.500	0	0	0	0	.500	0	0	0-0
15	Marcus Carson	.226	35-22	84	11	19	4	0	0	5	23	.274	7	1	24	2	.293	0	1	5-7
16	Troy Squires	.000	14-0	8	1	0	0	0	0	1	0	.000	0	1	3	1	.111	0	0	0-0
26	Tyler Marshall	.000	3-0	3	0	0	0	0	0	0	0	.000	0	0	1	0	.000	0	0	0-0
Totals		.288	55	1897	289	546	93	10	31	264	752	.396	188	84	359	52	.374	21	24	53-72
Opponents		.267	55	1896	287	506	85	13	48	259	761	.401	168	42	407	41	.337	21	31	57-72

LOB - Team (466), Opp (393). DPs turned - Team (53), Opp (61). CI - Team (1), G. Fettes 1. IBB - Team (6), K. Tom 2, M. Carson 1, K. Barrett 1, E. White 1, J. Shelby 1. Opp (6). Picked off - S. Wilson 2, C. Heady 1, K. Barrett 1, D. Hariston 1, T. Bernal 1, E. White 1.

PITCHING STATISTICS - ALL GAMES

No	Player	ERA	W-L	APP	GS	CG	SHO/CBO	SV	IP	H	R	ER	BB	SO	2B	3B	HR	B/Avg	WP	HBP	BK
33	Zack Brown	3.48	6-6	15	14	3	2/2	0	93.0	87	41	36	38	71	11	1	10	.249	9	4	1
14	Dustin Beggs	3.65	7-4	14	14	0	0/0	0	93.2	82	45	38	20	75	20	2	10	.234	3	7	1
23	Kyle Cody	4.91	4-4	14	12	0	0/0	0	66.0	63	40	36	17	63	15	3	9	.255	2	6	1

10	Ryne Combs	0.00	0-0	1	0	0	0/0	0	0.0	0	0	0	2	0	0	0	0		1	0	0
30	Bo Wilson	0.82	0-0	11	0	0	0/0	1	11.0	10	3	1	6	8	1	0	0	.244	1	0	0
24	Dylan Dwyer	3.03	2-0	16	0	0	0/0	0	29.2	27	14	10	11	26	5	1	0	.233	7	3	3
29	Zach Strecker	4.45	2-2	25	0	0	0/1	1	30.1	32	17	15	8	26	2	0	2	.271	3	2	0
42	Brad Schaezner	4.50	1-0	14	1	0	0/0	0	24.0	24	13	12	8	18	6	1	1	.273	3	2	1
52	Zach Pop	4.50	0-0	11	2	0	0/0	0	16.0	20	14	8	9	7	3	1	2	.294	2	1	1
12	Andrew Nelson	4.88	2-4	19	4	0	0/0	1	27.2	36	23	15	14	18	2	1	2	.330	6	2	0
39	Zach Logue	5.18	2-2	19	3	0	0/0	1	33.0	38	22	19	7	24	8	2	5	.292	0	6	1
17	Taylor Martin	5.19	1-0	8	0	0	0/0	0	8.2	9	5	5	2	4	0	1	1	.250	2	0	0
28	Logan Salow	5.32	1-1	23	2	0	0/2	3	23.2	26	14	14	11	27	3	0	2	.286	1	3	1
34	Spencer Jack	5.51	1-1	20	0	0	0/1	5	16.1	22	10	10	4	14	3	0	3	.333	1	0	0
21	Robert Zeigler	6.61	1-1	11	3	0	0/0	0	16.1	22	18	12	7	24	2	0	0	.333	3	6	0
11	Matt Snyder	16.88	0-0	4	0	0	0/0	0	2.2	6	5	5	3	2	4	0	0	.400	0	0	0
41	Blaker Oyler	27.00	0-0	1	0	0	0/0	0	1.0	2	3	3	1	0	0	0	1	.400	0	0	0
Totals		4.36	30-25	55	55	3	4/2	12	493.0	506	287	239	168	407	85	13	48	.267	44	42	10
Opponents		4.57	25-30	55	55	2	1/1	10	486.1	546	289	247	188	359	93	10	31	.288	58	84	4

PB - Team (3), G. Fettes 2, Z. Arnold 1, Opp (7). Pickoffs - Team (14), D. Beggs 4, Z. Brown 3, L. Salow 2, B. Schaezner 1, Z. Logue 1, D. Dwyer 1, K. Cody 1, G. Fettes 1, Opp (7). SBAATT - G. Fettes (34-41), Z. Arnold (23-28), K. Cody (8-12), D. Beggs (11-11), Z. Brown (5-8), B. Schaezner (8-8), A. Nelson (5-7), Z. Logue (4-6), Bo Wilson (3-4), D. Dwyer (3-4), L. Salow (2-3), R. Zeigler (2-3), S. Jack (2-2), Z. Strecker (2-2), M. Snyder (1-1), Z. Pop (1-1).

2015 SEC INDIVIDUAL STATS

BATTING STATISTICS - SEC GAMES

No	Player	AVG	GP-S	AB	R	H	2B	3B	HR	RBI	TB	SLG%	BB	HBP	SO	GDP	OB%	SF	SH	SB-Att
4	Kyle Barrett	.371	28-28	124	29	46	7	3	1	13	62	.500	7	2	16	3	.410	1	0	3-4
5	JaVon Shelby	.321	29-29	106	17	34	9	1	7	25	66	.623	19	6	32	2	.450	0	0	0-0
44	Dorian Hairston	.318	24-21	85	14	27	5	0	4	16	44	.518	4	4	24	1	.376	0	0	5-6
25	Ka'ai Tom	.313	29-29	115	17	36	6	0	3	26	51	.443	9	5	15	2	.379	3	1	7-8
19	Evan White	.296	29-29	125	16	37	8	1	1	15	50	.400	8	4	22	4	.358	0	1	0-0
15	Marcus Carson	.289	16-11	45	4	13	2	0	0	3	15	.333	3	0	18	1	.333	0	1	2-4
40	Greg Fettes	.236	25-20	72	8	17	2	0	2	8	25	.347	7	4	16	3	.333	1	1	1-1
46	Thomas Bernal	.233	27-26	86	9	20	2	0	1	7	25	.291	13	7	19	4	.377	0	1	0-1
35	Zach Arnold	.222	17-15	54	6	12	1	0	0	4	13	.241	1	2	10	4	.259	1	0	0-0
8	Storm Wilson	.214	21-18	56	5	12	3	1	0	7	17	.304	9	5	14	1	.356	3	4	3-5
7	Connor Heady	.174	28-28	86	12	15	1	0	1	5	19	.221	9	9	17	5	.317	0	0	0-3

3	Riley Mahan	.226	17-7	31	5	7	2	0	1	2	12	.387	3	1	12	2	.306	1	2	0-0
16	Troy Squires	.000	5-0	3	0	0	0	0	0	0	0	.000	0	1	1	1	.250	0	0	0-0
Totals		.279	29	988	142	276	48	6	21	131	399	.404	92	50	215	33	.367	10	11	21-31
Opponents		.279	29	986	162	275	49	7	34	149	440	.446	91	22	194	27	.348	16	15	21-29

LOB - Team (238), Opp (199). DPs turned - Team (32), Opp (39). IBB - Team (4), K. Tom 1, J. Shelby 1, M. Carson 1, K. Barrett 1, Opp (3). Picked off - K. Barrett 1, T. Bernal 1, D. Hairston 1, E. White 1, S. Wilson 1.

PITCHING STATISTICS - SEC GAMES

No	Player	ERA	W-L	APP	GS	CG	SHO/CBO	SV	IP	H	R	ER	BB	SO	2B	3B	HR	B/Avg	WP	HBP	BK
33	Zack Brown	3.78	5-4	10	10	2	1/2	0	69.0	68	32	29	29	45	8	0	10	.263	6	4	1
14	Dustin Beggs	4.02	5-3	10	10	0	0/0	0	69.1	60	37	31	17	55	13	2	8	.233	2	6	1
23	Kyle Cody	6.15	1-3	9	7	0	0/0	0	41.0	48	32	28	13	34	12	2	7	.296	2	4	0

30	Bo Wilson	0.00	0-0	5	0	0	0/0	1	4.2	4	0	0	2	2	1	0	0	.222	0	0	0
21	Robert Zeigler	0.00	0-0	3	0	0	0/0	0	3.0	5	2	0	1	6	1	0	0	.417	0	2	0
34	Spencer Jack	2.89	1-0	10	0	0	0/1	3	9.1	9	3	3	3	7	2	0	2	.273	0	0	0
52	Zach Pop	3.00	0-0	3	0	0	0/0	0	3.0	3	1	1	2	3	1	0	0	.250	1	0	0
29	Zach Strecker	4.91	1-2	11	0	0	0/1	1	14.2	18	9	8	4	12	0	0	1	.316	2	0	0
28	Logan Salow	7.04	0-1	12	0	0	0/2	2	7.2	11	6	6	4	11	2	0	1	.333	0	1	0
39	Zach Logue	7.24	1-0	8	0	0	0/0	1	13.2	15	11	11	4	6	3	1	3	.300	0	1	0
17	Taylor Martin	8.31	0-0	4	0	0	0/0	0	4.1	5	4	4	0	2	0	1	1	.263	2	0	0
12	Andrew Nelson	8.38	0-2	7	2	0	0/0	0	9.2	15	10	9	4	5	2	1	1	.385	0	1	0
24	Dylan Dwyer	11.57	0-0	6	0	0	0/0	0	4.2	7	8	6	4	4	2	0	0	.318	3	2	1
42	Brad Schaezner	23.62	0-0	5	0	0	0/0	0	2.2	7	7	7	4	2	2	0	0	.538	0	1	0
Totals		5.01	14-15	29	29	2	3/2	8	256.2	275	162	143	91	194	49	7	34	.279	18	22	3
Opponents		4.52	15-14	29	29	2	0/0	7	257.0	276	142	129	92	215	48	6	21	.279	30	50	1

PB - Team (5), G. Fettes 2, Opp (6). Pickoffs - Team (9), D. Beggs 3, Z. Brown 3, K. Cody 1, G. Fettes 1, Z. Logue 1, Opp (5). SBA/ATT - G. Fettes (18-21), K. Cody (5-8), D. Beggs (8-8), Z. Arnold (3-6), Z. Brown (2-4), A. Nelson (2-4), Z. Logue (0-1), S. Jack (1-1), B. Schaezner (1-1), L. Salow (1-1).

FIELDING STATISTICS - ALL GAMES

No.	Player	C	PO	A	E	FLD%	DPS	SBA	CSB	SBA%	PB	CI
8	Storm Wilson	70	68	2	0	1.000	1	0	0	---	0	0
15	Marcus Carson	25	25	0	0	1.000	0	0	0	---	0	0
16	Troy Squires	12	7	5	0	1.000	0	0	0	---	0	0
29	Zach Strecker	11	2	9	0	1.00	0	2	0	1.000	0	0
24	Dylan Dwyer	8	2	6	0	1.00	0	3	1	.750	0	0
42	Brad Schaezner	5	2	3	0	1.00	1	8	0	1.000	0	0
34	Spencer Jack	4	1	3	0	1.00	0	2	0	1.000	0	0
39	Zach Logue	4	0	4	0	1.000	1	4	2	.667	0	0
30	Bo Wilson	3	1	2	0	1.000	0	3	1	.750	0	0
52	Zach Pop	2	1	1	0	1.000	0	1	0	1.000	0	0
26	Tyler Marshall	1	1	0	0	1.000	0	0	0	---	0	0
17	Taylor Martin	1	1	0	0	1.000	0	0	0	---	0	0
19	Evan White	542	512	29	1	.998	45	0	0	---	0	0
35	Zach Arnold	146	125	20	1	.993	3	23	5	.821	1	0
4	Kyle Barrett	113	110	2	1	.991	1	0	0	---	0	0
40	Greg Fettes	290	241	44	5	.983	3	34	7	.829	2	1
46	Thomas Bernal	152	67	80	5	.967	7	0	0	---	0	0
33	Zack Brown	45	11	32	2	.956	1	5	3	.625	0	0
44	Dorian Hairston	22	20	1	1	.955	0	0	0	---	0	0
25	Karai Tom	103	95	3	5	.951	1	0	0	---	0	0
5	JaVon Shelby	305	100	190	15	.950	41	0	0	---	0	0
14	Dustin Beggs	20	4	15	1	.950	1	11	0	1.000	0	0
7	Connor Heady	216	58	138	20	.907	32	0	0	---	0	0
3	Riley Mahan	47	19	22	6	.872	3	0	0	---	0	0
28	Logan Salow	7	1	5	1	.857	0	2	1	.667	0	0
23	Kyle Cody	13	4	7	2	.846	2	8	4	.667	0	0
12	Andrew Nelson	6	1	4	1	.833	0	5	2	.714	0	0
21	Robert Zeigler	4	0	3	1	.750	0	2	1	.667	0	0
11	Matt Snyder	0	0	0	0	.000	0	1	0	1.000	0	0
	Totals	2177	1479	630	68	.969	53	57	15	.792	3	1
	Opponents	2095	1459	577	59	.972	61	53	19	.736	7	0



SITUATIONAL STATS

BATTING

No	Player	Runners On			Bases Empty			Bases Loaded			as Leadoff			Fly Out	Gnd Out	Fly/Gnd
		H	AB	Avg	H	AB	Avg	H	AB	Avg	Rch	Ops	Pct			
35	Zach Arnold	14	52	.269	16	54	.296	2	5	.400	11	28	.393	26	31	0.8
4	Kyle Barrett	33	83	.398	51	154	.331	2	5	.400	44	104	.423	53	62	0.9
31	Bryce Bastien	0	0	---	1	2	.500	0	0	---	0	1	.000	1	0	99.9
46	Thomas Bernal	30	112	.268	19	72	.264	3	13	.231	15	38	.395	55	49	1.1
15	Marcus Carson	10	44	.227	9	40	.225	0	2	.000	6	21	.286	20	20	1.0
40	Greg Fettes	20	64	.313	8	67	.119	1	4	.250	9	36	.250	42	34	1.2
44	Dorian Hairston	18	63	.286	18	65	.277	2	11	.182	6	24	.250	22	40	0.6
7	Connor Heady	14	73	.192	18	79	.228	0	3	.000	8	30	.267	54	42	1.3
3	Riley Mahan	11	46	.239	11	49	.224	0	6	.000	6	23	.261	24	23	1.0
26	Tyler Marshall	0	2	.000	0	1	.000	0	1	.000	0	0	---	1	1	1.0
5	JaVon Shelby	40	118	.339	23	84	.274	1	8	.125	22	49	.449	49	37	1.3
16	Troy Squires	0	4	.000	0	4	.000	0	0	---	0	3	.000	2	3	0.7
25	Ka'ai Tom	39	114	.342	42	102	.412	6	12	.500	16	39	.410	63	49	1.3
19	Evan White	35	106	.330	34	111	.306	2	4	.500	14	42	.333	49	68	0.7
8	Storm Wilson	14	60	.233	18	72	.250	1	10	.100	18	50	.360	37	45	0.8
Totals		278	941	.295	268	956	.280	20	84	.238	175	488	.359	498	504	1.0
Opponents		239	854	.280	267	1042	.256	15	55	.273	181	494	.366	452	540	0.8

No.	Player	Pinch Hitting			With Runners in Scoring Position			With Runner on 3rd And LT 2 out			W/ 2 out			Success Advancing Runners			# of Rns Adv					
		H	AB	Avg.	H	AB	Avg.	RBI	Ops.	Pct.	H	AB	Avg.	2-out RBI	Adv	Ops	Pct	w/Out	LOB	Err	FC	KL
35	Zach Arnold	1	4	.250	8	35	.229	5	7	.714	7	33	.212	3	22	58	.379	2	37	2	3	5
4	Kyle Barrett	0	0	---	20	56	.357	6	14	.429	28	66	.424	15	51	89	.573	12	31	8	7	11
31	Bryce Bastien	1	2	.500	0	0	---	0	0	---	0	0	---	0	0	0	---	0	0	0	0	0
46	Thomas Bernal	0	1	.000	21	83	.253	6	18	.333	15	60	.250	12	52	125	.416	20	62	2	5	7
15	Marcus Carson	1	7	.143	6	30	.200	3	7	.429	6	27	.222	1	21	46	.457	9	24	2	1	4
40	Greg Fettes	0	1	.000	12	37	.324	5	9	.556	8	40	.200	6	27	68	.397	8	36	0	1	8
44	Dorian Hairston	3	10	.300	13	47	.277	8	13	.615	9	42	.214	7	36	72	.500	18	36	0	5	6
7	Connor Heady	0	0	---	8	41	.195	3	5	.600	9	55	.164	4	30	84	.357	8	38	0	3	7
3	Riley Mahan	2	10	.200	5	28	.179	4	11	.364	7	32	.219	2	22	53	.415	6	22	3	2	6
26	Tyler Marshall	0	3	.000	0	2	.000	0	0	---	0	1	.000	0	0	2	.000	0	3	0	1	1
5	JaVon Shelby	0	0	---	27	82	.329	12	21	.571	20	69	.290	19	66	136	.485	12	54	3	5	12
16	Troy Squires	0	5	.000	0	1	.000	1	1	1.000	0	3	.000	0	2	5	.400	1	2	0	0	2
25	Ka'ai Tom	0	0	---	29	75	.387	17	20	.850	34	86	.395	22	71	131	.542	22	39	4	8	9
19	Evan White	0	0	---	21	58	.362	11	17	.647	18	56	.321	10	59	120	.492	15	38	3	5	10
8	Storm Wilson	1	5	.200	5	36	.139	8	16	.500	6	35	.171	6	41	79	.519	17	33	4	7	7
Totals		9	48	.188	175	611	.286	89	159	.560	167	605	.276	107	500	1068	.468	150	466	31	53	95
Opponents		8	58	.138	145	525	.276	69	114	.605	173	635	.272	110	455	960	.474	157	393	38	48	120

Success Advancing Runners = percentage of times the batter advanced at least one runner during a plate appearance; #Rns Adv w/Out = TOTAL number of runners advanced when the player made an out

PITCHING

No	Player	w/Runners On			w/Bases Empty			Rch by Leadoff			w/2 Out			Fly Out	Gnd Out	Fly/Gnd
		H	AB	Avg	H	AB	Avg	Rch	Ops	Pct	H	AB	Avg			
14	Dustin Beggs	29	125	.232	53	226	.235	34	101	.337	32	121	.264	101	96	1.1
33	Zack Brown	33	147	.224	54	202	.267	36	99	.364	25	112	.223	63	129	0.5
23	Kyle Cody	26	93	.280	37	154	.240	27	69	.391	20	79	.253	57	64	0.9
10	Ryne Combs	0	0	---	0	0	---	1	1	1.000	0	0	---	0	0	0.0
24	Dylan Dwyer	11	61	.180	16	55	.291	13	31	.419	7	35	.200	26	34	0.8
34	Spencer Jack	15	38	.395	7	28	.250	4	10	.400	12	32	.375	22	12	1.8
39	Zach Logue	18	64	.281	20	66	.303	11	32	.344	18	48	.375	32	37	0.9
17	Taylor Martin	6	18	.333	3	18	.167	0	7	.000	1	11	.091	10	12	0.8
12	Andrew Nelson	17	57	.298	19	52	.365	17	29	.586	6	31	.194	34	23	1.5
41	Blake Oyler	2	4	.500	0	1	.000	0	0	---	1	2	.500	2	1	2.0
52	Zach Pop	13	34	.382	7	34	.206	2	15	.133	10	25	.400	18	20	0.9
28	Logan Salow	15	50	.300	11	41	.268	6	21	.286	8	27	.296	21	19	1.1
42	Brad Schaezner	12	36	.333	12	52	.231	5	22	.227	10	32	.313	25	23	1.1
11	Matt Snyder	4	11	.364	2	4	.500	3	3	1.000	1	6	.167	3	2	1.5
29	Zach Strecker	20	55	.364	12	63	.190	11	28	.393	13	39	.333	22	38	0.6
30	Bo Wilson	5	25	.200	5	16	.313	5	10	.500	3	14	.214	8	15	0.5
21	Robert Zeigler	13	36	.361	9	30	.300	6	16	.375	6	21	.286	8	15	0.5
Totals		239	854	.280	267	1042	.256	181	494	.366	173	635	.272	452	540	0.8
Opponents		278	941	.295	268	956	.280	175	488	.359	167	605	.276	498	504	1.0

GAME-BY-GAME BATTING

Date	Opponent	AB	R	H	RBI	2B	3B	HR	BB	IBB	SB	CS	HBP	SAC	SF	GDP	K	PO	A	E	Avg
Feb 13, 2015	vs Ball State	43	11	17	11	0	0	3	7	0	0	0	1	0	0	0	6	27	7	2	.395
Feb 14, 2015	vs Richmond	33	10	11	9	3	0	0	3	0	6	0	4	0	1	1	7	27	5	1	.368
Feb 19, 2015	at Southern California	36	2	9	2	0	0	1	2	0	0	0	0	0	0	0	11	24	10	1	.330
Feb 20, 2015	at UC Santa Barbara	32	3	10	3	3	0	0	1	0	0	0	0	2	1	2	5	24	7	1	.326
Feb 21, 2015	at UC Santa Barbara	31	0	6	0	4	1	0	3	0	0	1	1	1	0	0	12	24	11	3	.303
Feb 22, 2015	at UC Santa Barbara	39	12	13	11	1	0	1	4	0	0	1	0	1	0	1	9	27	7	1	.308
Feb 27, 2015	vs Nebraska-Omaha	50	6	14	6	0	0	0	5	2	3	1	2	1	1	0	7	42	19	1	.303
Feb 28, 2015	vs Nebraska-Omaha	38	5	13	5	1	0	1	0	0	1	1	0	0	0	1	2	27	12	1	.308
Feb 28, 2015	vs Northeastern	34	5	12	3	0	0	0	1	0	1	0	0	2	0	1	11	27	16	2	.312
Mar 01, 2015	vs Mount St. Mary's	32	8	10	8	3	1	0	6	0	2	1	3	0	0	0	3	27	15	2	.312
Mar 03, 2015	MURRAY STATE	31	4	9	4	2	0	0	6	0	3	0	1	1	0	1	2	27	12	0	.311
Mar 03, 2015	MURRAY STATE	33	4	11	3	2	0	0	3	0	2	0	0	1	0	0	4	27	13	1	.312
Mar 07, 2015	NORTHERN KENTUCKY	29	6	6	6	1	0	0	5	0	4	1	3	0	1	0	6	27	13	1	.306
Mar 08, 2015	NORTHERN KENTUCKY	36	7	12	5	1	0	0	2	0	1	0	0	0	0	2	5	27	7	0	.308
Mar 08, 2015	NORTHERN KENTUCKY	33	9	9	8	3	0	0	8	0	1	0	3	0	1	0	3	27	10	2	.306
Mar 11, 2015	at Cincinnati	38	9	15	6	2	2	1	6	0	0	1	1	0	1	2	1	27	11	1	.312
Mar 13, 2015	at *South Carolina	29	1	1	1	0	0	0	4	0	0	0	1	1	0	1	13	24	14	2	.298
Mar 14, 2015	at *South Carolina	34	3	9	3	2	0	0	1	0	0	0	2	0	1	2	7	24	10	0	.296
Mar 15, 2015	at *South Carolina	39	4	9	4	4	0	0	4	1	3	0	1	1	0	0	10	29	7	1	.293
Mar 17, 2015	OHIO	35	7	11	7	1	0	0	6	0	2	0	2	0	2	1	4	27	12	2	.294
Mar 20, 2015	*MISSISSIPPI STATE	37	10	14	9	4	1	1	1	0	1	1	5	0	1	0	7	27	16	2	.298
Mar 21, 2015	*MISSISSIPPI STATE	32	9	12	8	2	0	1	7	0	0	0	2	1	1	2	7	27	17	0	.301
Mar 22, 2015	*MISSISSIPPI STATE	35	5	11	4	2	0	0	4	0	0	0	3	0	0	1	1	27	14	4	.302
Mar 24, 2015	at Western Kentucky	32	3	7	2	0	0	0	1	0	0	0	3	0	0	2	6	24	8	3	.298
Mar 25, 2015	MOREHEAD STATE	33	9	10	8	2	0	1	3	0	0	0	3	0	0	1	6	27	10	1	.299
Mar 27, 2015	at *LSU	47	5	10	5	2	1	0	1	1	2	0	1	0	0	1	5	36	15	3	.294
Mar 28, 2015	at *LSU	36	3	11	3	2	0	0	5	0	2	1	0	0	0	0	15	24	8	3	.295
Mar 29, 2015	at *LSU	49	12	19	12	3	0	3	4	2	4	0	4	1	1	1	8	33	12	3	.299
Mar 31, 2015	INDIANA	40	7	15	7	3	0	0	1	0	1	0	3	0	0	2	4	27	11	3	.302
Apr 04, 2015	*TEXAS A&M	29	2	9	2	1	1	0	3	0	0	0	1	0	1	0	7	21	13	1	.302
Apr 04, 2015	*TEXAS A&M	24	3	8	3	1	0	1	1	0	1	1	3	1	0	3	3	21	4	0	.303
Apr 10, 2015	at *Arkansas	34	3	9	3	1	0	1	3	0	0	0	2	0	0	2	6	24	12	0	.302
Apr 11, 2015	at *Arkansas	36	16	15	14	1	1	1	11	0	0	0	6	0	3	3	8	27	10	3	.305
Apr 12, 2015	at *Arkansas	31	3	5	3	0	0	1	1	0	0	0	0	0	0	1	5	24	16	2	.302
Apr 14, 2015	WESTERN KENTUCKY	36	3	8	2	2	0	0	3	0	2	0	0	0	1	0	4	30	13	1	.299
Apr 16, 2015	*TENNESSEE	30	5	9	4	3	0	0	4	0	0	0	1	0	0	3	6	27	12	1	.299
Apr 17, 2015	*TENNESSEE	31	3	8	3	2	0	0	1	0	0	0	0	2	1	1	11	27	11	0	.298
Apr 18, 2015	*TENNESSEE	32	5	12	5	4	0	2	3	0	0	2	1	0	0	2	7	27	10	1	.300
Apr 21, 2015	XAVIER	32	6	11	6	3	0	0	7	0	1	0	2	1	1	0	7	27	13	0	.301
Apr 24, 2015	at *Florida	36	3	11	3	0	1	0	1	0	1	0	0	0	0	1	9	27	11	0	.301
Apr 25, 2015	at *Florida	35	7	9	6	2	0	2	3	0	1	0	3	0	0	1	8	27	15	1	.300
Apr 26, 2015	at *Florida	33	1	7	1	1	0	0	1	0	0	0	2	0	0	0	8	24	4	2	.298
Apr 28, 2015	at Louisville	34	1	7	1	1	0	0	2	0	0	1	2	0	0	1	2	28	16	1	.296
May 01, 2015	*VANDERBILT	34	3	8	3	1	0	1	3	0	0	0	0	1	0	1	9	27	16	0	.295
May 02, 2015	*VANDERBILT	33	11	11	9	2	0	1	6	0	0	1	2	0	0	1	7	27	6	0	.296
May 03, 2015	*VANDERBILT	32	3	7	3	0	0	1	3	0	2	1	1	0	0	1	9	27	11	0	.294
May 06, 2015	LOUISVILLE	33	2	6	2	3	0	0	6	0	0	0	0	1	1	0	5	27	10	3	.292
May 08, 2015	*GEORGIA	33	6	12	6	1	0	2	3	0	0	1	1	2	0	0	9	27	17	0	.293
May 09, 2015	*GEORGIA	31	3	6	1	0	1	0	6	0	1	0	3	0	0	2	1	27	11	2	.291
May 10, 2015	*GEORGIA	34	1	5	1	0	0	1	1	0	0	1	0	0	0	0	7	30	11	2	.289
May 12, 2015	NORTHERN KENTUCKY	33	5	11	5	2	0	1	4	0	2	0	0	2	0	0	2	27	11	0	.289
May 14, 2015	at *Missouri	30	1	8	1	1	0	0	2	0	0	1	1	1	0	2	5	27	16	0	.289
May 15, 2015	at *Missouri	35	3	7	3	2	0	0	2	0	2	0	1	0	0	0	11	24	8	0	.287
May 16, 2015	at *Missouri	37	8	14	8	4	0	2	3	0	1	1	3	0	1	1	6	27	10	0	.289
May 19, 2015	vs Auburn	33	3	7	3	2	0	1	1	0	0	0	0	0	0	1	10	27	14	1	.288
Totals		1897	289	546	264	93	10	31	188	6	53	19	84	24	21	52	359	1479	630	68	.288

GAME-BY-GAME PITCHING

Date	Opponent	IP	H	R	ER	BB	SO	2B	3B	HR	WP	BK	HBP	DP	IBB	Score	W-L	SV	ERA
Feb 13, 2015	vs Ball State	9.0	11	7	4	4	11	5	0	0	0	0	1	0	0	11-7	1-0	0	4.00
Feb 14, 2015	vs Richmond	9.0	6	1	1	3	11	1	0	0	3	0	1	0	0	10-1	2-0	0	2.50
Feb 19, 2015	at Southern California	8.0	8	5	4	3	2	2	0	1	1	0	1	0	0	2-5	2-1	0	3.12
Feb 20, 2015	at UC Santa Barbara	8.0	9	10	10	7	6	3	1	1	1	1	2	2	0	3-10	2-2	0	5.03
Feb 21, 2015	at UC Santa Barbara	8.0	11	11	8	6	8	2	1	0	0	0	2	0	0	0-11	2-3	0	5.79
Feb 22, 2015	at UC Santa Barbara	9.0	14	7	6	3	9	1	0	0	1	0	3	1	0	12-7	3-3	0	5.82
Feb 27, 2015	vs Nebraska-Omaha	14.0	16	5	4	3	10	2	0	0	2	0	0	2	1	6-5	4-3	0	5.12
Feb 28, 2015	vs Nebraska-Omaha	9.0	2	1	0	3	10	0	0	0	1	0	1	2	0	5-1	5-3	0	4.50
Feb 28, 2015	vs Northeastern	9.0	10	4	2	5	8	0	0	0	1	0	0	3	0	5-4	6-3	1	4.23
Mar 01, 2015	vs Mount St. Mary's	9.0	2	2	2	0	11	0	0	0	1	0	2	1	0	8-2	7-3	1	4.01
Mar 03, 2015	MURRAY STATE	9.0	4	1	1	3	8	0	1	1	0	0	1	1	0	4-1	8-3	2	3.74
Mar 03, 2015	MURRAY STATE	9.0	8	3	2	2	10	1	0	1	0	0	0	1	0	4-3	9-3	3	3.60
Mar 07, 2015	NORTHERN KENTUCKY	9.0	2	0	0	0	11	1	0	0	1	0	0	0	0	6-0	10-3	3	3.33
Mar 08, 2015	NORTHERN KENTUCKY	9.0	9	6	6	1	11	2	0	1	1	0	1	0	0	7-6	11-3	4	3.52
Mar 08, 2015	NORTHERN KENTUCKY	9.0	6	4	1	2	9	1	0	1	1	1	0	0	0	9-4	12-3	4	3.35
Mar 11, 2015	at Cincinnati	9.0	5	1	1	3	9	1	0	0	2	0	1	1	0	9-1	13-3	4	3.21
Mar 13, 2015	at *South Carolina	8.0	9	10	8	7	7	1	1	1	0	1	0	1	0	1-10	13-4	4	3.51
Mar 14, 2015	at *South Carolina	8.0	4	4	4	6	8	0	0	2	0	0	0	0	0	3-4	13-5	4	3.56
Mar 15, 2015	at *South Carolina	9.2	8	6	6	2	7	1	1	2	1	0	1	1	0	4-6	13-6	4	3.67
Mar 17, 2015	OHIO	9.0	16	10	7	2	6	3	0	0	2	0	0	1	0	7-10	13-7	4	3.84
Mar 20, 2015	*MISSISSIPPI STATE	9.0	5	2	1	5	4	0	0	1	0	0	1	3	0	10-2	14-7	4	3.70
Mar 21, 2015	*MISSISSIPPI STATE	9.0	9	7	7	3	3	5	0	3	0	0	0	1	0	9-7	15-7	5	3.85
Mar 22, 2015	*MISSISSIPPI STATE	9.0	12	12	9	4	2	2	0	2	1	0	0	3	0	5-12	15-8	5	4.07
Mar 24, 2015	at Western Kentucky	8.0	16	12	11	2	4	3	0	2	1	1	0	0	1	3-12	15-9	5	4.38
Mar 25, 2015	MOREHEAD STATE	9.0	7	4	2	2	3	0	0	2	0	1	0	1	0	9-4	16-9	5	4.29
Mar 27, 2015	at *LSU	12.0	13	4	2	6	3	0	0	0	2	0	0	2	2	5-4	17-9	6	4.15
Mar 28, 2015	at *LSU	8.0	12	7	6	0	5	1	1	2	0	0	1	1	0	3-7	17-10	6	4.23
Mar 29, 2015	at *LSU	11.0	15	10	8	4	8	5	1	2	0	0	1	1	1	12-10	18-10	6	4.33
Mar 31, 2015	INDIANA	9.0	16	11	8	1	6	0	1	2	3	3	1	1	0	7-11	18-11	6	4.45
Apr 04, 2015	*TEXAS A&M	7.0	8	5	5	4	5	0	0	2	1	0	0	2	0	2-5	18-12	6	4.51
Apr 04, 2015	*TEXAS A&M	7.0	7	6	6	2	8	1	0	3	0	0	1	0	0	3-6	18-13	6	4.59
Apr 10, 2015	at *Arkansas	8.0	11	5	5	4	7	0	0	2	1	0	0	0	0	3-5	18-14	6	4.62
Apr 11, 2015	at *Arkansas	9.0	7	4	2	2	6	3	0	0	2	0	1	0	0	16-4	19-14	6	4.54
Apr 12, 2015	at *Arkansas	8.0	13	7	7	2	3	1	0	1	1	0	2	3	0	3-7	19-15	6	4.62
Apr 14, 2015	WESTERN KENTUCKY	10.0	11	5	5	3	7	2	1	2	0	0	0	0	1	3-5	19-16	6	4.62
Apr 16, 2015	*TENNESSEE	9.0	5	0	0	4	7	1	0	0	0	1	0	1	0	5-0	20-16	6	4.49
Apr 17, 2015	*TENNESSEE	9.0	5	1	1	2	8	1	0	0	0	0	1	1	0	3-1	21-16	7	4.40
Apr 18, 2015	*TENNESSEE	9.0	9	3	2	2	8	3	0	0	0	0	1	1	0	5-3	22-16	8	4.33
Apr 21, 2015	XAVIER	9.0	6	1	1	3	9	0	0	0	0	0	0	2	0	6-1	23-16	8	4.25
Apr 24, 2015	at *Florida	9.0	5	0	0	5	9	1	0	0	1	0	1	1	0	3-0	24-16	9	4.14
Apr 25, 2015	at *Florida	9.0	10	6	6	3	6	1	0	0	0	0	1	1	0	7-6	25-16	10	4.19
Apr 26, 2015	at *Florida	8.0	16	10	8	2	5	2	2	0	1	0	1	0	0	1-10	25-17	10	4.29
Apr 28, 2015	at Louisville	9.1	4	2	1	3	6	1	0	0	1	0	1	0	0	1-2	25-18	10	4.21
May 01, 2015	*VANDERBILT	9.0	13	13	13	4	4	4	0	3	0	0	3	1	0	3-13	25-19	10	4.41
May 02, 2015	*VANDERBILT	9.0	9	5	5	3	13	2	0	0	0	1	2	0	0	11-5	26-19	10	4.42
May 03, 2015	*VANDERBILT	9.0	12	7	7	5	13	5	0	2	1	0	1	1	0	3-7	26-20	10	4.48
May 06, 2015	LOUISVILLE	9.0	9	5	2	4	10	3	0	0	2	0	1	0	0	2-5	26-21	10	4.43
May 08, 2015	*GEORGIA	9.0	11	2	2	2	10	1	0	1	2	0	0	3	0	6-2	27-21	11	4.37
May 09, 2015	*GEORGIA	9.0	16	12	9	4	8	5	0	1	3	0	3	0	0	3-12	27-22	11	4.47
May 10, 2015	*GEORGIA	10.0	12	6	6	1	7	1	0	2	0	0	0	3	0	1-6	27-23	11	4.49
May 12, 2015	NORTHERN KENTUCKY	9.0	9	1	1	4	9	2	0	0	0	0	0	1	0	5-1	28-23	11	4.42
May 14, 2015	at *Missouri	9.0	4	0	0	0	5	0	0	0	1	0	0	0	0	1-0	29-23	11	4.34
May 15, 2015	at *Missouri	8.0	8	6	6	1	5	2	1	2	0	0	0	0	0	3-6	29-24	11	4.38
May 16, 2015	at *Missouri	9.0	7	2	2	2	10	0	0	0	0	0	0	1	0	8-2	30-24	12	4.33
May 19, 2015	vs Auburn	9.0	14	6	6	5	9	0	1	0	1	0	1	1	0	3-6	30-25	12	4.36
Totals		493.0	506	287	239	168	407	85	13	48	44	10	42	53	6	289-287	30-25	12	4.36

SUPERLATIVES

TEAM SUPERLATIVES

Batting

At bats: 50 - vs Nebraska-Omaha (Feb 27, 2015 at Port Charlotte, Fla.)
 Runs scored: 16 - at Arkansas (Apr 11, 2015)
 Hits: 19 - at LSU (Mar 29, 2015)
 RBI: 14 - at Arkansas (Apr 11, 2015)
 Doubles: 4 - (5 games)
 Triples: 2 - at Cincinnati (Mar 11, 2015)
 Home runs: 3 - vs Ball State (Feb 13, 2015 at Wilmington, N.C.)
 3 - at LSU (Mar 29, 2015)
 Total bases: 31 - at LSU (Mar 29, 2015)
 Walks: 11 - at Arkansas (Apr 11, 2015)
 Strikeouts: 15 - at LSU (Mar 28, 2015)
 Sac hits: 2 - (5 games)
 Sac flies: 3 - at Arkansas (Apr 11, 2015)
 Stolen bases: 6 - vs Richmond (Feb 14, 2015 at Wilmington, N.C.)
 Hit by pitch: 6 - at Arkansas (Apr 11, 2015)
 Caught stealing: 2 - vs Tennessee (Apr 18, 2015)
 Runners LOB: 14 - at LSU (Mar 29, 2015)
 Hit into DP: 4 - at Arkansas (Apr 11, 2015)

Pitching

Innings pitched: 14.0 - vs Nebraska-Omaha (Feb 27, 2015)
 Runs allowed: 13 - vs Vanderbilt (May 01, 2015)
 Earned runs: 13 - vs Vanderbilt (May 01, 2015)
 Walks allowed: 7 - at UC Santa Barbara (Feb 20, 2015)
 7 - at South Carolina (Mar 13, 2015)
 Strikeouts: 13 - vs Vanderbilt (May 02, 2015)
 13 - vs Vanderbilt (May 03, 2015)
 Hits allowed: 16 - (6 games)
 Doubles allowed: 5 - (5 games)
 Triples allowed: 2 - at Florida (Apr 26, 2015)
 Homers allowed: 3 - vs Mississippi State (Mar 21, 2015)
 3 - vs Texas A&M (Apr 04, 2015)
 3 - vs Vanderbilt (May 01, 2015)
 Wild pitches: 3 - vs Richmond (Feb 14, 2015 at Wilmington, N.C.)
 3 - vs Indiana (Mar 31, 2015)
 3 - vs Georgia (May 09, 2015)
 Hit batters: 3 - at UC Santa Barbara (Feb 22, 2015)
 3 - vs Vanderbilt (May 01, 2015)
 3 - vs Georgia (May 09, 2015)

INDIVIDUAL SUPERLATIVES

Batting

At bats: 7 - (5 games)
 Runs scored: 4 - Storm Wilson vs Richmond (Feb 14, 2015)
 4 - Ka'ai Tom at Cincinnati (Mar 11, 2015)
 Hits: 4 - (7 games)
 RBI: 5 - Ka'ai Tom at Arkansas (Apr 11, 2015)
 Doubles: 3 - Kyle Barrett at UC Santa Barbara (Feb 21, 2015)
 Triples: 1 - (10 games)
 Home runs: 2 - Greg Fettes vs Ball State (Feb 13, 2015 at Wilmington, N.C.)
 Total bases: 10 - Ka'ai Tom at Cincinnati (Mar 11, 2015)
 Walks: 3 - Evan White vs Murray State (Mar 03, 2015)
 3 - JaVon Shelby at South Carolina (Mar 15, 2015)
 3 - JaVon Shelby at Arkansas (Apr 11, 2015)
 Strikeouts: 4 - Marcus Carson at Florida (Apr 25, 2015)
 Sac hits: 2 - Riley Mahan at UC Santa Barbara (Feb 20, 2015)
 Sac flies: 1 - (21 games)
 Stolen bases: 4 - Storm Wilson vs Richmond (Feb 14, 2015)
 Hit by pitch: 3 - Connor Heady at Arkansas (Apr 11, 2015)
 Caught stealing: 1 - (19 games)
 Runners LOB: 7 - Zach Arnold vs Northern Kentucky (Mar 07, 2015)
 7 - Marcus Carson vs Texas A&M (Apr 04, 2015)
 7 - Thomas Bernal vs Xavier (Apr 21, 2015)

Fielding

Putouts: 17 - Evan White vs Nebraska-Omaha (Feb 27, 2015)
 17 - Evan White vs Vanderbilt (May 01, 2015)
 Assists: 8 - JaVon Shelby at South Carolina (Mar 13, 2015)
 8 - JaVon Shelby vs Mississippi State (Mar 20, 2015)
 Errors: 3 - Connor Heady vs Mississippi State (Mar 22, 2015)
 Passed balls: 1 - Zach Arnold at UC Santa Barbara (Feb 20, 2015)
 1 - Greg Fettes vs Texas A&M (Apr 04, 2015)
 1 - Greg Fettes vs Georgia (May 09, 2015)

Pitching

Innings pitched: 9.0 - Zack Brown vs Northern Kentucky (Mar 07, 2015)
 9.0 - Zack Brown at Missouri (May 14, 2015)
 Runs allowed: 10 - Zack Brown vs Vanderbilt (May 01, 2015)
 Earned runs: 10 - Zack Brown vs Vanderbilt (May 01, 2015)
 Walks allowed: 5 - Zack Brown at South Carolina (Mar 13, 2015)
 5 - Dustin Beggs at South Carolina (Mar 14, 2015)
 5 - Zack Brown vs Mississippi State (Mar 20, 2015)
 Strikeouts: 12 - Dustin Beggs vs Vanderbilt (May 02, 2015)
 Hits allowed: 11 - Dustin Beggs vs Georgia (May 09, 2015)
 Doubles allowed: 4 - Dustin Beggs vs Ball State (Feb 13, 2015)
 4 - Zack Brown vs Vanderbilt (May 01, 2015)
 4 - Kyle Cody vs Vanderbilt (May 03, 2015)
 Triples allowed: 1 - (13 games)
 Homers allowed: 3 - Zack Brown vs Vanderbilt (May 01, 2015)
 Wild pitches: 2 - (8 games)
 Hit batters: 2 - (4 games)



MISCELLANEOUS STATS

SERIES STATS

Batting	W-L	Avg.	R	H	2B	3B	HR	RBI	BB	SO
Auburn	0-1	.212	3	7	2	0	1	3	1	10
Arkansas	1-2	.287	22	29	2	1	3	20	15	19
Ball State	1-0	.395	11	17	0	0	3	11	7	6
Cincinnati	1-0	.395	9	15	2	2	1	6	6	1
Florida	2-1	.260	11	27	3	1	2	10	5	25
Georgia	1-2	.235	10	23	1	1	3	8	10	17
Indiana	0-1	.375	7	15	3	0	0	7	1	4
Louisville	0-2	.194	3	13	4	0	0	3	8	7
LSU	2-1	.303	20	40	7	1	3	20	10	28
Missouri	2-1	.284	12	29	7	0	2	12	7	22
Morehead State	1-0	.303	9	10	2	0	1	8	3	6
Mississippi State	2-1	.356	24	37	8	1	2	21	12	15
Mount St. Mary's	1-0	.313	8	10	3	1	0	8	6	3
Murray State	2-0	.313	8	20	4	0	0	7	9	6
Neb.-Omaha	2-0	.307	11	27	1	0	1	11	5	9
Northern Kentucky	4-0	.290	27	38	7	0	1	24	19	16
Northeastern	1-0	.353	34	5	12	0	0	3	1	11
Ohio	0-1	.314	7	11	1	0	0	7	6	4
Richmond	1-0	.333	10	11	3	0	0	9	3	7
Southern Cal	0-1	.250	2	9	0	0	1	2	2	11
South Carolina	0-3	.186	8	19	6	0	0	8	9	30
Tennessee	3-0	.312	13	29	9	0	2	12	8	24
Texas A&M	0-2	.321	5	17	2	1	1	5	4	10
UC Santa Barbara	1-2	.284	15	29	8	1	1	14	8	26
Western Kentucky	0-2	.221	6	15	2	0	0	4	4	10
Vanderbilt	1-2	.263	17	26	3	0	3	15	12	25
Xavier	1-0	.344	6	11	3	0	0	6	7	7

Pitching	W-L	ERA	H	R	ER	BB	SO	SV	Score
Auburn	0-1	6.00	14	6	6	5	9	0	3-6
Arkansas	1-2	5.04	31	16	14	8	16	0	22-16
Ball State	1-0	4.00	11	7	4	4	11	0	11-7
Cincinnati	1-0	1.00	5	1	1	3	9	0	9-1
Florida	2-1	4.85	31	16	14	10	20	2	11-16
Georgia	1-2	5.46	39	20	17	7	25	1	10-20
Indiana	0-1	8.00	16	11	8	1	6	0	7-11
Louisville	0-2	1.47	13	7	3	7	16	0	3-7
LSU	2-1	4.65	40	21	16	10	16	1	20-21
Missouri	2-1	2.77	19	8	8	3	20	1	12-8
Morehead State	1-0	2.00	7	4	2	2	3	0	9-4
Mississippi State	2-1	5.67	26	21	17	12	9	1	24-21
Mount St. Mary's	1-0	2.00	2	2	2	0	11	0	8-2
Murray State	2-0	1.50	12	4	3	5	18	2	8-4
Neb.-Omaha	2-0	1.57	18	6	4	6	20	0	11-6
Northern Kentucky	4-0	2.00	26	11	8	7	40	1	27-11
Northeastern	1-0	2.00	10	4	2	5	8	1	5-4
Ohio	0-1	7.00	16	10	7	2	6	0	7-10
Richmond	1-0	1.00	6	1	1	3	11	0	10-1
Southern Cal	0-1	4.50	8	5	4	3	2	0	2-5
South Carolina	0-3	6.31	21	20	18	15	22	0	8-20
Tennessee	3-0	1.00	19	4	3	8	23	2	13-4
Texas A&M	0-2	7.07	15	11	11	6	13	0	5-11
UC Santa Barbara	1-2	8.64	34	28	24	16	23	0	15-28
Western Kentucky	0-2	8.00	27	17	16	5	11	0	6-17
Vanderbilt	1-2	8.33	34	25	25	12	30	0	17-25
Xavier	1-0	1.00	6	1	1	3	9	0	6-1

MISCELLANEOUS BATTING

Multiple Hit Games	2	3	4	5+	Tot
Kyle Barrett	18	6	4	-	28
Ka'ai Tom	17	8	1	-	26
Evan White	16	3	1	-	20
JaVon Shelby	17	2	-	-	19
Thomas Bernal	10	3	-	-	13
Dorian Hairston	9	1	-	-	10
Storm Wilson	7	1	1	-	9
Zach Arnold	4	2	-	-	6
Riley Mahan	4	1	-	-	5
Greg Fettes	5	-	-	-	5
Connor Heady	3	1	-	-	4
Marcus Carson	1	2	-	-	3
Total	111	30	7	0	148

Multiple RBI Games	2	3	4	5+	Tot
Ka'ai Tom	10	4	-	1	15
JaVon Shelby	6	3	1	-	10
Kyle Barrett	7	-	-	-	7
Dorian Hairston	4	1	-	-	5
Evan White	4	1	-	-	5
Thomas Bernal	3	2	-	-	5
Storm Wilson	4	-	-	-	4
Greg Fettes	2	-	1	-	3
Zach Arnold	1	1	-	-	2
Connor Heady	2	-	-	-	2
Riley Mahan	2	-	-	-	2
Marcus Carson	1	-	-	-	1
Total	46	12	2	1	61

Hitting Streaks	Longest	Current
Evan White	13	3
Kyle Barrett	11	5
Connor Heady	9	-
JaVon Shelby	8	-
Riley Mahan	8	-
Thomas Bernal	8	-
Ka'ai Tom	8	8
Zach Arnold	7	-
Dorian Hairston	6	-
Storm Wilson	4	-
Marcus Carson	4	1
Greg Fettes	4	-
Bryce Bastien	1	-

BULLPEN STATS

Pitcher	In. Run	Scored	Pct.
Kyle Cody	1	1	1.000
Dylan Dwyer	12	3	.250
Spencer Jack	20	11	.550
Zach Logue	16	7	.438
Taylor Martin	9	5	.556
Andrew Nelson	10	4	.400
Blake Oylor	1	1	1.000
Zach Pop	8	6	.750
Logan Salow	24	9	.375
Brad Schaezner	14	6	.429
Matt Snyder	2	2	1.000
Zach Strecker	22	3	.136
Bo Wilson	7	3	.429
Robert Zeigler	7	2	.286



WILDCAT HOME RUN CHART

Kentucky's Home Runs (31)

Solo (17): Shelby 3, Hairston 3, Fettes 2, Heady 2, Tom 2, Barrett 1, Wilson 1, Mahan 1, Bernal 1, White 1

2-Run (10): Shelby 4, Tom 3, Fettes 2, White 1

3-Run (4): Shelby 2, Fettes 1, Hairston 1

No.	Player	Gm #	Date	Opponent	Pitcher (R or L)	On Base	Inn.	Outs	Count	Score	Final
1.	Greg Fettes (1)	1	2/13	vs. Ball State	Plesac	2	1	2	1-0	1-0	W, 11-7
2.	JaVon Shelby (1)	1	2/13	vs. Ball State	Plesac	1	3	2	0-0	4-0	W, 11-7
3.	Greg Fettes (2)	1	2/13	vs. Ball State	Henderson	*0	5	0	0-0	8-0	W, 11-7
4.	Evan White (1)	3	2/19	at Southern Cal	Gilbert (L)	*0	3	0	0-1	0-0	L, 2-5
5.	JaVon Shelby (2)	6	2/22	at UC Santa Barbara	Jacome (L)	2	1	2	2-1	0-0	W, 12-7
6.	Connor Heady (1)	8	2/28	vs. Neb.-Omaha	Williamsen	0	3	1	0-0	0-0	W, 5-1
7.	Ka'ai Tom (1)	16	3/11	at Cincinnati	Orndorff	1	6	2	0-0	5-1	W, 9-1
8.	Kyle Barrett (1)	21	3/20	Miss. State	Wadell	*0	8	0	1-0	8-2	W, 10-2
9.	Ka'ai Tom (2)	22	3/21	Miss. State	Sexton	1	1	1	0-0	0-0	W, 9-7
10.	Storm Wilson (1)	25	3/25	Morehea State	Boyle	0	3	1	0-1	5-0	W, 9-4
11.	Dorian Hairston (1)	28	3/29	at LSU	Godfrey (R)	*0	2	0	0-0	0-0	W, 12-10
12.	Riley Mahan (1)	28	3/29	at LSU	Bugg (R)	*0	9	2	1-0	9-10	W, 12-10
13.	Greg Fettes (3)	28	3/29	at LSU	Bugg (R)	*0	11	0	1-1	10-10	W, 12-10
14.	Thomas Bernal (1)	31	4/4	Texas A&M	Kent	0	2	2	1-2	0-2	L, 3-6
15.	Dorian Hairston (2)	32	4/10	at Arkansas	Killian	0	2	1	0-0	0-1	L, 3-5
16.	JaVon Shelby (3)	33	4/11	at Arkansas	Sanburn	1	7	1	3-2	13-1	W, 16-4
17.	JaVon Shelby (4)	34	4/12	at Arkansas	McKinney	1	9	2	3-2	1-7	L, 3-7
18.	Ka'ai Tom (3)	38	4/18	Tennessee	Serrano (R)	1	5	1	3-2	2-1	W, 5-3
19.	JaVon Shelby (5)	38	4/18	Tennessee	Serrano (R)	0	5	1	0-0	4-1	W, 5-3
20.	Greg Fettes (4)	41	4/25	at Florida	Rhodes	*0	6	0	2-1	4-2	W, 7-6
21.	Connor Heady (2)	41	4/25	at Florida	Rhodes	0	6	0	0-0	5-2	W, 7-6
22.	JaVon Shelby (6)	46	5/1	Vanderbilt	Fulmer (R)	*0	2	0	1-0	0-2	L, 3-13
23.	Dorian Hairston (3)	45	5/2	Vanderbilt	Pfeifer (L)	0	2	1	2-2	0-1	W, 11-5
24.	JaVon Shelby (7)	46	5/3	Vanderbilt	Buhler (R)	2	1	1	0-1	0-1	L, 3-7
25.	Dorian Hairston (4)	48	5/8	Georgia	Sosebee	2	3	2	2-1	0-0	W, 6-2
26.	Ka'ai Tom (4)	48	5/8	Georgia	Sosebee	0	5	1	0-1	3-1	W, 6-2
27.	JaVon Shelby (8)	50	5/10	Georgia	Tyler (R)	0	4	2	3-2	0-0	L, 1-6
28.	Greg Fettes (5)	51	5/12	Northern Kentucky	Shaw	1	8	1	3-2	3-1	W, 5-1
29.	Evan White (2)	54	5/16	at Missouri	Tribby	1	9	0	0-0	4-2	W, 8-2
30.	JaVon Shelby (9)	54	5/16	at Missouri	James	1	9	0	0-1	6-2	W, 8-2
31.	Ka'ai Tom (5)	55	5/19	vs. Auburn	Lipscomb (R)	*0	7	0	0-0	0-5	L, 3-6

* - leadoff home run; ^ - inside the park home run



2015 SEC IN REVIEW

SEC FINAL STANDINGS

Eastern Division

School	SEC	Pct.	GB	ALL	Pct.	Home	Away	Neu.	vs. Div.
%Vanderbilt	20-10	.667	-	51-21	.708	27-8	15-7	9-6	13-6
&Florida	19-11	.633	1.0	52-18	.743	33-6	11-8	8-4	11-7
Missouri	15-15	.500	5.0	30-28	.517	13-14	7-11	10-3	10-8
Kentucky	14-15	.483	5.5	30-25	.545	15-11	9-13	6-1	9-9
South Carolina	13-17	.433	7.0	32-25	.561	25-11	6-13	1-1	8-10
Tennessee	11-18	.379	8.5	24-28	.480	13-11	10-14	1-1	6-12
Georgia	10-19	.345	9.5	26-28	.481	16-16	9-12	1-0	8-10

Western Division

School	SEC	Pct.	GB	ALL	Pct.	Home	Away	Neu.	vs. Div.
%LSU	21-8	.724	-	54-12	.818	33-6	14-3	7-3	13-5
Texas A&M	18-10	.643	2.5	50-14	.781	34-7	11-6	5-1	9-7
Arkansas	17-12	.586	4.0	40-25	.615	23-12	13-6	4-7	12-6
Ole Miss	15-14	.517	6.0	30-28	.517	19-11	10-13	1-4	8-7
Auburn	13-17	.433	8.5	36-26	.581	25-11	8-11	3-4	6-13
Alabama	12-18	.400	9.5	32-28	.533	19-15	11-10	2-3	6-12
Mississippi State	8-22	.267	13.5	24-30	.444	21-14	3-14	0-2	5-13

- SEC Regular-Season Champion; % - SEC Divisional Champion; & - SEC Tournament Champion

SEC TOURNEY RESULTS

Tuesday, May 19

Game 1 #11 Alabama 6, #6 Ole Miss 1
 Game 2 #7 Missouri 5, #10 South Carolina 1
 Game 3 #9 Auburn 6, #8 Kentucky 3
 Game 4 #5 Arkansas 2, #12 Tennessee 1

Wednesday, May 20

Game 5 #3 Texas A&M 4, Alabama 3
 Game 6 #2 Vanderbilt 7, Missouri 6
 Game 7 #1 LSU 9, Auburn 8
 Game 8 #Arkansas 7, #4 Florida 6

Thursday, May 21

Game 9 Alabama 4, Missouri 3
 Game 10 Florida 11, Auburn 2
 Game 11 Texas A&M 6, Vanderbilt 1
 Game 12 LSU 10, Arkansas 5

Friday, May 22

Game 13 Vanderbilt 12, Texas A&M 3
 Game 14 Florida 10, Arkansas 0

Saturday, May 23

Game 15 Vanderbilt 12, Texas A&M 3
 Game 16 Florida 2, LSU 1

Sunday, May 24

Game 17 Florida 7, Vanderbilt 3

Player of the Week

Week 1 Harrison Bader, Florida
 Week 2 Kade Scivicque, LSU
 Buddy Reed, Florida
 Week 3 Anfernee Grier, Auburn
 Zander Wiel, Vanderbilt
 Week 4 Conner Hale, LSU
 Week 5 Rhett Wiseman, Vanderbilt
 Week 6 Kyle Barrett, Kentucky
 Zander Wiel, Vanderbilt
 Week 7 Christin Stewart, Tennessee
 Week 8 JJ Schwarz, Florida
 Week 9 Andrew Benintendi, Arkansas
 Week 10 Zander Wiel, Vanderbilt
 Week 11 Mitchell Nau, Texas A&M
 Week 12 Marcus Mooney, South Carolina
 Week 13 Chris Chinea, LSU
 Week 14 Sikes Orvis, Ole Miss

Freshman of the Week

Week 1 Alex Lange, LSU
 Week 2 Ryan Gridley, Mississippi State
 Week 3 JJ Schwarz, Florida
 Week 4 Riley Mahan, Kentucky
 Week 5 Alex Lange, LSU
 Week 6 Will Golsan, Ole Miss
 Week 7 Mike Rivera, Florida
 Week 8 Kyle Wright, Vanderbilt
 Austin Bain, LSU
 Week 9 Cody Henry, Alabama
 Week 10 Zach Logue, Kentucky
 Week 11 Jeren Kendall, Vanderbilt
 Week 12 Brett Bond, Missouri
 Week 13 Alex Lange, LSU
 Week 14 Keaton McKinney

SEC HONORS

Cochair of the Year

Paul Mainieri, LSU

Player of the Year

Andrew Benintendi, Arkansas

Pitcher of the Year

Carson Fulmer, Vanderbilt

Freshman of the Year

Alex Lange, LSU

Scholar-Athlete of the Year

Seth Heck, Mississippi State

First Team

C Kade Scivicque, LSU
 1B Kyle Martin, South Carolina
 2B JaVon Shelby, Kentucky
 3B Conner Hale, LSU
 SS Alex Bregman, LSU
 OF Andrew Benintendi, Arkansas
 OF Andrew Stevenson, LSU
 OF Christin Stewart, Tennessee
 DH/UT Mitchell Nau, Texas A&M
 SP Carson Fulmer, Vanderbilt
 SP Alex Lange, LSU
 RP Zach Jackson, Arkansas

Second Team

C Mike Rivera, Florida
 1B Chris Chinea, LSU
 2B Max Schrock, South Carolina
 3B Josh Tobias, Florida
 SS Dansby Swanson, Vanderbilt
 OF Kyle Barrett, Kentucky
 OF Nick Banks, Texas A&M
 OF Logan Taylor, Texas A&M
 DH/UT JJ Schwarz, Florida
 SP Grayson Long, Texas A&M
 SP Cole Lipscomb, Auburn
 RP Breckin Williams, Missouri
 RP Wyatt Short, Ole Miss

All-Freshman Team

C Mike Rivera, Florida
 1B Evan White, Kentucky
 2B Dalton Guthrie, Florida
 3B Will Toffey, Vanderbilt
 SS Ryan Gridley, Mississippi State
 OF Keegan McGovern, Georgia
 OF Trey Harris, Missouri
 OF Jeren Kendall, Vanderbilt
 DH/UT JJ Schwarz, Florida
 SP Alex Lange, LSU
 SP Tanner Houck, Missouri
 SP Keaton McKinney, Arkansas
 RP Kyle Wright, Vanderbilt

All-Defensive Team

C Kade Scivicque, LSU
 1B Evan White, Kentucky
 2B Kyle Overstreet, Alabama
 3B Bobby Wernes, Arkansas
 SS Alex Bregman, LSU
 OF Andrew Stevenson, LSU
 OF Mark Laird, LSU
 OF Buddy Reed, Florida
 P Carson Fulmer, Vanderbilt

Pitcher of the Week

Week 1 Reggie McClain, Missouri
 Week 2 Reggie McClain, Missouri
 Week 3 Vince Tatum, Miss. State
 Kyle Cody, Kentucky
 Week 4 Grayson Long, Texas A&M
 Week 5 Wil Crowe, South Carolina
 Bret Marks, Tennessee
 Week 6 Grayson Long, Texas A&M
 Reggie McClain, Missouri
 Week 7 Spencer Jack, Kentucky
 Week 8 Tanner Houck, Missouri
 Week 9 Keegan Thompson, Auburn
 Scott Weathersby, Ole Miss
 Week 10 Cole Lipscomb, Auburn
 Week 11 Zack Brown, Kentucky
 Week 12 Keaton McKinney, Arkansas
 Week 13 Carson Fulmer, Vanderbilt
 Wyatt Short, Ole Miss
 Week 14 Carson Fulmer, Vanderbilt

2015 SEC TEAM STATS (FINAL)

BATTING STATISTICS

Team	AVG	GP	AB	R	H	2B	3B	HR	RBI	TB	SLG%	BB	HBP	SO	GDP	OB%	SF	SH	SB-Att
LSU	.314	66	2429	451	762	146	23	51	415	1107	.456	221	45	341	40	.377	33	31	130-166
Texas A&M	.299	64	2187	424	654	108	13	70	401	998	.456	280	59	423	59	.388	35	38	36-55
Florida	.298	70	2417	489	720	129	24	66	445	1095	.453	272	75	410	47	.381	33	23	80-112
Vanderbilt	.290	72	2505	476	726	152	28	69	433	1141	.455	302	79	610	38	.380	31	45	106-138
Arkansas	.288	65	2164	387	623	107	18	53	343	925	.427	273	57	418	54	.377	31	29	55-78
Kentucky	.288	55	1897	289	546	93	10	31	263	752	.396	188	84	359	51	.374	20	24	53-72
Alabama	.275	60	2089	315	575	105	20	27	285	801	.383	192	52	485	23	.348	21	30	61-81
Auburn	.273	62	2029	301	553	109	18	18	271	752	.371	232	57	412	38	.359	25	45	62-100
Mississippi State	.271	54	1821	285	493	87	8	22	244	662	.364	253	52	315	29	.372	17	41	47-62
Georgia	.267	54	1845	286	493	85	14	40	255	726	.393	211	49	406	39	.355	16	36	63-75
Ole Miss	.265	58	1912	298	506	95	5	36	274	719	.376	249	43	484	47	.359	21	23	52-78
Tennessee	.262	50	1614	229	423	66	14	35	203	622	.385	169	66	354	31	.353	14	53	57-85
Missouri	.258	58	1889	274	487	86	14	41	249	724	.383	182	33	417	39	.330	22	27	69-95
South Carolina	.257	57	1882	315	484	63	15	43	291	706	.375	253	34	374	35	.350	31	29	63-77

CI - Missouri 1, LSU 1, Tennessee 1, Texas A&M 1, Arkansas 1, Alabama 1, S. Carolina 1, Kentucky 1, Miss. State 1, Ole Miss.

PITCHING STATISTICS

Team	ERA	W-L	G	CG	SHO/CBO	SV	IP	H	R	ER	BB	SO	2B	3B	HR	B/Avg	WP	HBP	BK
Vanderbilt	2.84	51-21	72	4	14/12	13	655.2	508	247	207	295	703	86	10	31	.216	54	52	9
LSU	2.98	54-12	66	2	5/4	19	621.1	530	242	206	228	560	79	14	28	.230	37	51	6
Texas A&M	3.04	50-14	64	1	5/5	22	582.1	559	241	198	194	574	80	14	26	.254	34	46	5
Florida	3.18	52-18	70	3	4/3	14	622.0	532	247	220	184	555	82	14	47	.232	54	52	3
Auburn	3.42	36-26	62	3	8/8	18	547.2	517	254	208	212	465	87	12	33	.248	43	37	2
Missouri	3.65	30-28	58	3	5/4	14	511/0	477	239	207	148	456	68	16	44	.248	40	60	6
Georgia	3.96	26-28	54	0	4/4	8	480.0	436	253	211	231	422	68	11	30	.243	37	46	8
Tennessee	4.01	24-26	50	0	3/3	14	435.1	407	238	194	186	396	90	15	27	.249	46	35	0
Arkansas	4.08	40-25	65	2	5/4	15	570.2	543	304	259	282	484	80	6	35	.256	48	70	8
Alabama	4.12	32-28	60	2	6/6	15	539.0	510	271	247	248	479	98	10	28	.255	53	43	4
South Carolina	4.20	32-25	57	2	7/7	17	507.1	517	278	237	206	456	101	4	34	.268	54	45	2
Kentucky	4.36	30-25	55	3	4/2	12	493.0	506	287	239	168	407	85	13	48	.267	44	42	9
Ole Miss	4.38	30-28	58	1	1/1	17	509.2	534	301	248	163	302	107	8	41	.269	41	37	4
Mississippi State	4.51	24-30	54	5	0/0	9	482.2	495	279	232	198	395	77	7	39	.269	52	63	1

PB - Georgia 22, Alabama 20, Tennessee 13, Florida 12, Vanderbilt 11, Missouri 11, Arkansas 9, S. Carolina 8, Texas A&M 7, Miss. State 6, Auburn 4, Kentucky 3, Ole Miss 3, LSU 2. Pickoffs - Arkansas 18, Kentucky 14, Florida 13, Vanderbilt 13, Alabama 12, S. Carolina 11, Miss. State 11, Georgia 11, Missouri 9, Texas A&M 8, Tennessee 6, LSU 5, Auburn 4, Ole Miss 4.

FIELDING STATISTICS

Team	C	PO	A	E	FLD%	DPS	SBA	CSB	SBA%	PB	CI
Florida	2646	1866	738	42	.984	50	51	25	.671	12	0
Vanderbilt	2753	1967	728	58	.979	58	27	25	.519	11	0
Mississippi State	2223	1448	725	50	.978	63	29	23	.558	6	1
LSU	2631	1864	704	63	.976	56	46	27	.630	2	1
Alabama	2310	1617	637	56	.976	57	62	28	.689	20	1
Arkansas	2503	1712	728	63	.975	64	76	36	.679	9	1
Missouri	2249	1533	657	59	.974	42	71	19	.789	11	1
Auburn	2314	1643	610	61	.974	46	51	17	.750	4	0
South Carolina	2174	1522	591	61	.972	56	48	22	.686	8	1
Ole Miss	2160	1529	569	62	.971	36	41	24	.631	3	1
Georgia	2011	1440	510	61	.970	42	37	14	.725	22	0
Tennessee	1843	1306	481	56	.970	35	37	26	.587	13	1
Kentucky	2177	1479	630	68	.969	53	57	15	.792	3	1
Texas A&M	2486	1747	661	78	.969	53	58	30	.659	7	1

DRAFTED/GRADUATED PLAYER STATS



Kyle Barrett, CF/LF/RF

Year	GP-GS	Avg.	AB	R	H	2B	3B	HR	RBI	Slug.	BB	SO	OBP	SB-A
2013	46-38	.349	146	23	51	4	1	0	14	.390	14	25	.407	4-10
2014	46-38	.253	154	35	39	6	0	1	19	.312	21	41	.354	10-12
2015	53-52	.354	237	48	84	12	3	1	26	.443	14	30	.394	7-11
Totals	145-128	.324	537	106	174	22	4	2	59	.391	49	96	.386	21-33



Thomas Bernal, 3B/1B

Year	GP-GS	Avg.	AB	R	H	2B	3B	HR	RBI	Slug.	BB	SO	OBP	SB-A
2012	19-6	.370	27	3	10	0	0	0	4	.370	2	7	.469	1-1
2013	18-7	.321	28	6	9	3	0	0	5	.429	3	3	.472	1-2
2014	54-51	.305	203	30	62	9	0	1	32	.365	13	26	.392	6-8
2015	52-51	.266	184	19	49	9	0	1	24	.332	16	34	.366	1-3
Totals	143-115	.294	442	58	130	21	0	2	65	.355	34	70	.392	9-14



Greg Fettes, C

Year	GP-GS	Avg.	AB	R	H	2B	3B	HR	RBI	Slug.	BB	SO	OBP	SB-A
2013	23-19	.250	60	9	15	5	0	3	9	.483	12	18	.365	0-0
2014	14-3	.250	20	2	5	0	0	0	5	.250	2	7	.318	1-1
2015	44-36	.214	131	14	28	3	0	5	19	.351	18	30	.329	2-2
Totals	81-58	.227	211	25	48	8	0	8	33	.379	32	55	.339	3-3



Spencer Jack, RHP

Year	G/GS	W-L	ERA	SV	IP	H	R	ER	BB	SO	2B	3B	HR	B/Avg.
2014	26/0	4-1	1.16	4	38.2	28	7	5	8	31	2	0	4	.204
2015	20/0	1-1	5.51	5	16.1	22	10	10	4	14	3	0	3	.333
Totals	46/0	5-2	2.45	9	55.0	50	17	15	12	45	5	0	7	.246



Taylor Martin, RHP

Year	G/GS	W-L	ERA	SV	IP	H	R	ER	BB	SO	2B	3B	HR	B/Avg.
2012	6/0	0-0	2.25	0	4.0	5	1	1	1	3	2	0	0	.294
2014	12/0	0-0	6.23	0	17.1	15	12	12	7	12	5	0	1	.234
2015	8/0	1-0	5.19	0	8.2	9	5	5	2	4	0	1	1	.250
Totals	26/0	1-0	5.40	0	33.0	29	18	18	10	19	7	1	2	.248



Andrew Nelson, RHP

Year	G/GS	W-L	ERA	SV	IP	H	R	ER	BB	SO	2B	3B	HR	B/Avg.
2014	19/10	2-5	3.94	1	75.1	80	40	33	20	37	9	1	5	.281
2015	19/4	2-4	4.88	1	27.2	36	23	15	14	18	2	1	2	.330
Totals	38/14	4-9	4.19	2	103.0	116	63	48	34	55	11	2	7	.294



Ka'ai Tom, LF/RF

Year	GP-GS	Avg.	AB	R	H	2B	3B	HR	RBI	Slug.	BB	SO	OBP	SB-A
2014	54-53	.328	204	40	67	13	0	3	41	.436	22	18	.414	14-18
2015	55-55	.375	216	41	81	16	1	5	51	.528	23	25	.442	15-16
Totals	109-108	.352	420	81	148	29	1	8	92	.483	45	43	.429	29-34

INSIDE THE NUMBERS

SAVES

No.	Date	Opponent	Pitcher (SV#)	IP (H, R-ER, B, SO)
1.	2/28	Neb.-Omaha	Spencer Jack (1)	0.2 (1, 0-0, 1, 1)
2.	3/3	Murray St.	Andrew Nelson (1)	2.1, 0, 0-0, 2, 1)
3.	3/3	Murray St.	Logan Salow (1)	2.0 (1, 0-0, 0, 2)
4.	3/8	NKU	Spencer Jack (2)	0.1 (0, 0-0, 0, 1)
5.	3/21	Miss. St.	Spencer Jack (3)	0.1 (0, 0-0, 0, 0)
6.	3/27	LSU	Spencer Jack (4)	1.0 (0, 0-0, 0, 0)
7.	4/17	Tennessee	Zach Logue (1)	1.0 (0, 0-0, 0, 0)
8.	4/18	Tennessee	Spencer Jack (5)	0.2 (2, 0-0, 0, 0)
9.	4/24	Florida	Logan Salow (2)	0.1 (0, 0-0, 0, 1)
10.	4/25	Florida	Logan Salow (3)	0.1 (2, 0-0, 0, 0)
11.	5/8	Georgia	Zach Strecker (1)	1.2 (1, 0-0, 0, 3)
12.	5/16	Missouri	Bo Wilson (1)	1.1 (0, 0-0, 0, 2)

QUALITY PITCHING STARTS

No.	Date	Opponent	Pitcher (QS #)	IP (H, R-ER, BB, K)
1.	2/27	Neb.-Omaha	Dustin Beggs (1)	7.1 (7, 1-0, 0, 5)
2.	2/28	Northeastern	Kyle Cody (1)	7.0 (0, 0-0, 1, 9)
3.	2/28	Neb.-Omaha	Zack Brown (1)	6.0 (5, 2-1, 2, 5)
4.	3/3	Murray St.	Zach Logue (1)	6.2 (4, 1-1, 1, 7)
5.	3/7	NKU	Zack Brown (2)	9.0 (2, 0-0, 0, 11)
6.	3/8	NKU	Dustin Beggs (2)	7.0, 5, 3-3, 1, 8)
7.	3/8	NKU	Kyle Cody (2)	7.0 (4, 1-1, 0, 8)
8.	3/15	S. Carolina	Kyle Cody (3)	6.1 (6, 3-3, 1, 4)
9.	3/20	Miss. St.	Zack Brown (3)	7.1 (4, 2-1, 5, 4)
10.	3/21	Miss. St.	Dustin Beggs (3)	6.0 (4, 3-3, 2, 2)
11.	3/27	LSU	Zack Brown (4)	6.2 (9, 3-2, 3, 3)
12.	3/28	LSU	Dustin Beggs (4)	7.0 (7, 2-1, 0, 5)
13.	4/11	Arkansas	Dustin Beggs (5)	8.0 (5, 3-1, 1, 6)
14.	4/16	Tennessee	Zack Brown (5)	7.1 (5, 0-0, 4, 4)
15.	4/17	Tennessee	Dustin Beggs (6)	8.0 (5, 1-1, 2, 8)
16.	4/24	Florida	Zack Brown (6)	7.0 (5, 0-0, 2, 6)
17.	4/25	Florida	Dustin Beggs (7)	8.1 (6, 3-3, 2, 6)
18.	5/2	Vandy	Dustin Beggs (8)	8.1 (7, 3-3, 1, 12)
19.	5/8	Georgia	Zack Brown (7)	6.1 (9, 2-2, 1, 6)
20.	5/10	Georgia	Kyle Cody (4)	8.0 (7, 1-1, 0, 5)
21.	5/14	Missouri	Zack Brown (8)	9.0 (4, 0-0, 0, 5)
22.	5/15	Missouri	Kyle Cody (5)	7.0 (4, 0-0, 2, 8)

UK RECORD WHEN...

Playing at Cliff Hagan Stadium:	15-11
Playing away:	9-13
Playing at a neutral site:	6-1
Vs. SEC overall:	14-15
Vs. SEC opponents:	14-16
Vs. SEC at home:	7-7
Vs. SEC away:	7-8
Vs. Non-Conference:	16-10
Vs. Non-Conference at home:	8-4
Vs. Non-conference away:	2-5
Playing a day game:	18-15
Playing a night game:	12-10
In one-run games:	7-2
In two-run games:	4-3
In five+run games:	13-9
In extra-inning games:	3-4
In shutouts:	4-1
When scoring first:	25-10
When opponent scores first:	5-15
When scoring 10 or more runs:	7-0
When allowing 10 or more runs:	1-10
When scoring five runs or less:	11-23
When allowing five runs or less:	24-8
When hitting at least one home run:	15-8
When allowing at least one home run:	9-18
When out-hitting an opponent:	26-7
When out-hit by opponent:	4-18
When matching opponents hits:	0-0
When facing starting LHP:	8-6
When facing starting RHP:	22-19
When leading after the seventh inning:	28-3
When trailing after the seventh inning:	1-18
When tied after the seventh inning:	1-2
Games decided in the last at bat:	4-5
When not committing an error:	11-6
When committing two or more errors:	8-12
Vs. top-25 ranked opponents:	8-14
Vs. teams ranked in the top 10:	5-11
On Sunday:	4-6
On Monday:	0-0
On Tuesday:	4-5
On Wednesday:	2-1
On Thursday:	2-1
On Friday:	7-5
On Saturday:	11-6
In February:	3-3
In March:	12-7
In April:	7-7
In May:	5-7

GAME-WINNING RBI

No.	Date	Opponent	Player (#GWRBI)	RBI	Inning	Play
1.	2/13	Ball State	Thomas Bernal (1)	2	4	1B LS
2.	2/14	Richmond	Ka'ai Tom (1)	1	1	2B LC
3.	*2/27	Neb.-Omaha	Thomas Bernal (2)	1	14	1B LF
4.	2/28	Northeastern	Ka'ai Tom (2)	2	3	1B LS
5.	3/1	Mt. St. Mary's	Riley Mahan (1)	1	4	3B RC
6.	3/3	NKU	Connor Heady (1)	1	2	1B MI
7.	3/7	NKU	Ka'ai Tom (3)	2	3	1B CF
8.	3/8	NKU	JaVon Shelby (1)	2	6	1B CF
9.	3/8	NKU	Greg Fettes (1)	1	7	2B LL
10.	3/11	Cincinnati	Kyle Barrett (1)	1	2	13
11.	3/20	Miss. St.	Ka'ai Tom (4)	2	2	1B RS
12.	3/21	Miss. St.	Connor Heady (1)	1	7	1B LL
13.	3/25	Morehead St.	Zach Arnold (1)	2	1	1B RC
14.	3/27	LSU	Ka'ai Tom (5)	1	12	1B MI
15.	3/29	LSU	Greg Fettes (2)	1	11	HR LF
16.	4/11	Arkansas	Zach Arnold (2)	1	3	1B MI
17.	4/16	Tennessee	JaVon Shelby (2)	1	1	1B LS
18.	4/17	Tennessee	Ka'ai Tom (6)	1	3	F8 SF
19.	4/18	Tennessee	Ka'ai Tom (7)	2	5	HR RL
20.	4/21	Xavier	Kyle Barrett (2)	1	2	1B RF
21.	4/24	Florida	Dorian Hairston (1)	1	2	63
22.	4/25	Florida	Thomas Bernal (2)	1	7	2B LL
23.	5/2	Vandy	Dorian Hairston (2)	1	5	1B LS
24.	5/8	Georgia	Dorian Hairston (3)	3	3	HR LC
25.	5/12	NKU	JaVon Shelby (3)	1	1	3U
26.	5/14	Missouri	Greg Fettes (3)	1	5	1B LS
27.	5/16	Missouri	Ka'ai Tom (8)	1	2	F8 SF

* denotes a walk-off RBI.

* A game-winning RBI is defined as the RBI that forced in the winning run. I.E., Kentucky wins a game 7-6 in nine innings, with the seventh UK run of the game serving as the game-winning RBI, regardless of the inning it occurred.



Shortstop Connor Heady drove in the winning run in UK's series finale vs. No. 20 Mississippi State.




Catch Greg Fettes ripped a seventh inning double that drove home the winning run in a win over Northern Kentucky.



Dorian Hairston's three-run, third-inning home run lifted UK to a series-opening win over Georgia.



Thomas Bernal celebrates his game-winning double at No. 5 Florida in the seventh inning.



HISTORY



ALL-TIME COACHING RECORDS

Year	Record	Pct.	Coach
1896	1-2	.333	not available
1897	0-3	.000	not available
1898	no records available		
1899	no records available		
1900	no records available		
1901	no records available		
1902	no records available		
1903	9-4	.692	G.L. Byroade
1904	7-10-1	.417	A.A. Gordon
1905	10-8	.556	W.C. Kelly
1906	12-2-1	.833	H.E. Reed
1907	12-3	.800	F.C. Paullin
1908	12-5-1	.694	C.M. Leaphart
1909	9-8-0	.529	not available
1910	12-8-1	.595	not available
1911	11-2	.769	Frank Engel
1912	12-5-1	.694	Frank Engel
1913	3-5-1	.389	Frank Engel
1914	9-5	.643	Alpha Brummage
1915	7-8-1	.469	Alpha Brummage
1916	7-4	.636	Bill Tuttle
1917	6-1	.857	J.B. Fledge
1918*	4-1	.800	not available
1919	12-3	.800	not available
1920	11-3	.786	Andrew Gill
1921*	7-5	.583	Andrew Gill
1922	7-9	.438	Jim Park
1923	4-7	.364	C.E. Barger
1924	8-5	.615	C.E. Barger
1925	4-9	.308	Fred J. Murphy
1926	5-5-2	.500	Fred J. Murphy
1927	7-6	.462	John Devereaux
1928	7-6-1	.536	Fred Major
1929	9-1-1	.864	John Devereaux
1930	6-5-1	.542	John Devereaux



Keith Madison compiled a school-record 735 wins as Kentucky's skipper from 1979-2003. During his 25-year tenure, UK averaged 29 wins a season and advanced to the NCAA Tournament twice (in 1988 and 1993).

1931	5-9	.357	John Devereaux
1932	no team		
1933	no team		
1934	1-10	.091	John Devereaux
1935	no team		
1936	no team		
1937	no team		
1938	no team		
1939	5-7	.417	Frank Moseley
1940	6-8	.429	Frank Moseley
1941	8-11	.421	Frank Moseley
1942	7-6	.538	Bill Black
1943	no team - World War II		
1944	no team - World War II		
1945	no team - World War II		
1946	1-5	.167	Frank Moseley
1947	7-9	.441	Harry Lancaster
1948	9-7	.563	Frank Moseley
1949	15-10	.600	Frank Moseley
1950	16-7-1	.688	Frank Moseley
1951	8-10-1	.447	Harry Lancaster
1951	8-10-1	.447	Harry Lancaster
1951	8-10-1	.447	Harry Lancaster
1952	8-7	.533	Harry Lancaster
1953	7-11	.389	Harry Lancaster
1954	9-10	.474	Harry Lancaster
1955	2-13	.133	Harry Lancaster
1956	4-18	.182	Harry Lancaster
1957	6-17	.250	Harry Lancaster
1958	8-9	.471	Harry Lancaster
1959	18-8	.692	Harry Lancaster
1960	18-8	.692	Harry Lancaster
1961	17-8	.680	Harry Lancaster
1962	12-7-1	.625	Harry Lancaster
1963	11-11	.500	Harry Lancaster
1964	16-7	.696	Harry Lancaster
1965	12-10	.545	Harry Lancaster
1966	8-10	.444	Abe Shannon
1967	14-16	.467	Abe Shannon
1968	9-16	.360	Abe Shannon
1969	14-18	.441	Abe Shannon
1970	8-18	.296	Dick Parsons
1971	18-15	.545	Dick Parsons
1972	16-10-1	.611	Dick Parsons
1973	16-19-1	.458	Jordan Horne
1974	21-21	.500	Jordan Horne
1975	20-23	.465	Jordan Horne
1976	28-18	.609	Jordan Horne
1977	22-20	.524	Jordan Horne
1978	20-25	.444	Jordan Horne
1979	29-18	.617	Keith Madison
1980	25-21	.543	Keith Madison
1981	38-17-1	.688	Keith Madison
1982	21-34	.382	Keith Madison
1983	31-14	.689	Keith Madison
1984	25-22	.522	Keith Madison
1985	28-24	.538	Keith Madison
1986	25-28	.472	Keith Madison
1987	40-15	.727	Keith Madison

1988	38-25	.603	Keith Madison
1989	28-25-1	.528	Keith Madison
1990	27-29	.482	Keith Madison
1991	41-20	.672	Keith Madison
1992	33-23	.589	Keith Madison
1993	38-23-1	.621	Keith Madison
1994	32-25	.561	Keith Madison
1995	29-32	.475	Keith Madison
1996	35-24	.593	Keith Madison
1997	20-34-1	.373	Keith Madison
1998	26-31	.456	Keith Madison
1999	25-32	.439	Keith Madison
2000	38-20-1	.653	Keith Madison
2001	22-34	.393	Keith Madison
2002	17-36	.321	Keith Madison
2003	24-32	.429	Keith Madison
2004	24-30	.444	John Cohen
2005	29-27	.518	John Cohen
2006	44-17	.721	John Cohen
2007	34-19-1	.630	John Cohen
2008	44-19	.699	John Cohen
2009	28-26	.519	Gary Henderson
2010	31-25	.554	Gary Henderson
2011	25-30	.454	Gary Henderson
2012	45-18	.714	Gary Henderson
2013	30-25	.545	Gary Henderson
2014	37-25	.597	Gary Henderson
2015	30-25	.545	Gary Henderson

*records not complete

OVERALL RECORD

Coach	Years	Record	Pct.
G.L. Byroade	1	9-4	.692
A.A. Gordon	1	7-10-1	.417
W.C. Kelly	1	10-8	.556
H.E. Reed	1	12-2-1	.833
F.C. Paullin	1	12-3	.800
C.M. Leaphart	1	12-5-1	.694
Frank Engel	3	26-12-2	.675
Alpha Brummage	2	16-13-1	.550
Bill Tuttle	1	7-4	.636
J.B. Fledge	1	6-1	.857
Andrew Gill*	2	18-8	.692
Jim Park	1	7-9	.438
C.E. Barger	2	12-12	.500
Fred J. Murphy	2	9-14-2	.400
John Devereaux	5	28-31-2	.475
Fred Major	1	7-6-1	.536
Frank Moseley	7	60-55-1	.522
Bill Black	1	7-6	.538
Harry Lancaster	16	163-163-3	.500
Abe Shannon	4	45-60-0	.429
Dick Parsons	3	42-43-1	.494
Jordan Horne	6	127-126-1	.502
Keith Madison	25	735-638-5	.535
John Cohen	4	175-112-1	.610
Gary Henderson	7	226-171	.569



SEC HISTORY

Year	Champion	Record	UK	Place
1933	Georgia	8-1	no team	
1934	Alabama	13-3	0-2	t8th
1935	Alabama	8-2	no team	
1936	Alabama	7-3-1	no team	
1937	Auburn	8-1	no team	
1938	Alabama	10-1	no team	
1939	LSU	10-2	3-3	t7th
1940	Alabama	12-1	3-5	6th
1941	Alabama	13-2	3-10	12th
1942	Alabama	9-1	2-4	t9th
1943	LSU	11-3	1-3	t7th
1944	No season			
1945	No season			
1946	LSU	10-5	0-0	
1947	Alabama	11-3	4-4	t5th
1948	Mississippi State	12-5	9-7	6th
1949	Mississippi State	13-3	11-5	2nd*
1950	Alabama	12-4	11-2	2nd*
1951	Tennessee	16-1	5-9-1	10th
1952	Florida	12-2	6-6	6th
1953	Georgia	12-3	5-9	10th
1954	Georgia	11-4	4-10	t11th
1955	Alabama	16-2	0-12	12th
1956	Florida	13-3	1-12	12th
1957	Georgia Tech	13-3	2-14	12th
1958	Auburn	12-3	5-4	t6th
1959	Ole Miss	10-3	9-5	4th (E)
1960	Ole Miss	12-2	9-7	t3rd (E)
1961	LSU	11-4	10-6	2nd (E)
1962	Florida	14-3	9-7	t3rd (E)
1963	Auburn	15-3	8-10	t4th (E)
1964	Ole Miss	11-1	10-5	3rd (E)
1965	Mississippi State	11-4	7-7	4th (E)
1966	Mississippi State	11-4	5-7	5th (E)
1967	Auburn	15-2	8-9	t3rd (E)
1968	Alabama	10-8	6-9	5th (E)
1969	Ole Miss	11-5	7-9	4th (E)
1970	Mississippi State	11-4	2-12	6th (E)
1971	Mississippi State	13-5	7-8	5th (E)
1972	Ole Miss	15-3	4-8	5th (E)
1973	Vanderbilt	11-5	4-11	6th (E)
1974	Vanderbilt	11-4	6-9	5th (E)
1975	LSU	19-3	7-8	3rd (E)
1976	Auburn	12-7	15-9	^1st (E)*
1977	Ole Miss	15-9	10-12	4th (E)
1978	Auburn	15-8	6-15	5th (E)
1979	Mississippi State	17-2	13-11	2nd (E)
1980	Vanderbilt	13-9	8-11	4th (E)
1981	Florida	16-7	13-9-1	2nd (E)
1982	Florida	14-8	6-17	5th (E)
1983	Alabama	14-7	6-11	4th (E)
1984	Florida	18-4	9-13	4th (E)
1985	Mississippi State	16-8	10-13	t3rd (E)
1986	LSU	22-5	7-21	10th
1987	Mississippi State	13-13	16-11	4th
1988	Florida	21-6	18-9	2nd

Year	Champion	Record	UK	Place
1989	Mississippi State	20-5	10-17	9th
1990	LSU	20-7	8-18	10th
1991	LSU	19-7	13-12	6th
1992	LSU	18-6	10-14	t5th (E)
1993	LSU	18-8-1	14-14-1	3rd (E)
1994	Tennessee	24-5	11-14	3rd (E)
1995	Tennessee	22-8	10-19	5th (E)
1996	Alabama	20-10	15-14	3rd (E)
	Florida	20-10		
	LSU	20-10		
1997	LSU	22-7	10-20	5th (E)
1998	Florida	21-8	12-18	3rd (E)
1999	Arkansas	22-8	13-17	t2nd (E)
2000	South Carolina	25-5	12-16-1	4th (E)
2001	South Carolina	20-10	7-23	6th (E)
2002	South Carolina	21-8	6-24	6th (E)
2003	LSU	20-9-1	9-20	6th (E)
2004	Arkansas	19-11	7-23	6th (E)
	Georgia	19-11		
2005	Florida	20-10	7-22	6th (E)
2006	Kentucky	20-10	20-10	1st
	Alabama	20-10		
2007	Vanderbilt	22-8	13-16-1	5th (E)
2008	Georgia	20-9-1	16-14	3rd (E)
2009	LSU	20-10	12-18	5th (E)
	Ole Miss	20-10		
2010	Florida	22-8	13-17	4th (E)
2011	Florida	22-8	8-22	4th (E)
	South Carolina	22-8		
	Vanderbilt	22-8		
2012	LSU	19-11	18-12	3rd (E)
2013	Vanderbilt	26-3	11-19	4th (E)
2014	Florida	21-9	14-16	4th (E)
2015	LSU	21-8	14-15	4th (E)
Totals			675-907-8	(.427)

Notes: The SEC was split into two divisions from 1959-85 and 1992-present. From 1948-50 and 1953-76, the division leaders met in a playoff for the SEC Championship. From 1977-87, the SEC Tournament champion was declared the SEC Champion. *

KENTUCKY IN SEC CHAMPIONSHIP SERIES

1949 - Lost to Mississippi State, 3-1

May 27 Mississippi State 6, Kentucky 3 (*Starkville, Miss.*)
 May 28 Mississippi State 7, Kentucky 2 (*Starkville, Miss.*)
 May 31 Kentucky 4, Mississippi State 3 (*Lexington, Ky.*)
 June 1 Mississippi State 7, Kentucky 5 (*Lexington, Ky.*)

1950 - Lost to Alabama, 3-1

May 22 Alabama 4, Kentucky 1 (*Tuscaloosa, Ala.*)
 May 23 Alabama 13, Kentucky 0 (*Tuscaloosa, Ala.*)
 May 26 Kentucky 14, Alabama 3 (*Lexington, Ky.*)
 May 27 Alabama 9, Kentucky 1 (*Lexington, Ky.*)

1976 - Def. Tennessee, 1-0 (Eastern Division playoff)

May 10 Kentucky 8, Tennessee 5 (*Knoxville, Tenn.*)

1976 - Lost to Auburn, 2-1

May 16 Kentucky 7, Auburn 6
 May 16 Auburn 6, Kentucky 0
 May 17 Auburn 14, Kentucky 6



UK POSTSEASON HISTORY

SEC TOURNAMENT RESULTS

Appearances: 15

Best finish (current format):
t3rd (2012, 2014)

Overall record: 21-31 (.404)

1979

East No. 2 seed

Starkville, Miss. • May 11-13

Mississippi State 6, Kentucky 5
Florida 7, Kentucky 1

1981

East No. 2 seed

Starkville, Miss. • May 15-17

Miss. State 3, Kentucky 2

Kentucky 3, Alabama 2

Kentucky 3, Miss. State 2

Florida 11, Kentucky 5

1987

No. 4 seed

Athens, Ga. • May 14-17

Kentucky 5, Florida 4

Aub. 5, Kentucky 4 (10 innings)

LSU 4, Kentucky 1

1988

No. 2 seed

Starkville, Miss. • May 12-15

Kentucky 9, LSU 7

Mississippi State 6, Kentucky 5

Georgia 5, Kentucky 4 (11
innings)

1991

No. 6 seed

Baton Rouge, La. • May 16-19

LSU 8, Kentucky 7

Auburn 8, Kentucky 5

1993

No. 3 seed

Eastern Division Tournament

Columbia, S.C. • May 20-23

Kentucky 7, Florida 1

Kentucky 9, Tennessee 7

Kentucky 13, Georgia 3

Tennessee 7, Kentucky 6

Tennessee 6, Kentucky 4

1994

No. 4 seed

Eastern Division Tournament

Lexington, Ky. • May 18-21

Kentucky 6, South Carolina 5

Georgia 17, Kentucky 5

Vanderbilt 15, Kentucky 6

1995

No. 5 seed

Eastern Division Tournament

Knoxville, Tenn. • May 18-21

Kentucky 6, South Carolina 2

Kentucky 9, Georgia 8

Kentucky 9, Vanderbilt 6

Tennessee 22, Kentucky 5

Tennessee 7, Kentucky 2

1996

No. 6 seed

Birmingham, Ala. • May 15-19

Kentucky 7, Arkansas 5

Alabama 3, Kentucky 2

Kentucky 4, Miss. State 1

Alabama 16, Kentucky 8

1998

No. 8 seed.

Birmingham, Ala. • May 13-17

Florida 6, Kentucky 4

Alabama 8, Kentucky 3

1999

No. 8 seed

Birmingham, Ala. • May 19-23

Arkansas 6, Kentucky 4

LSU 10, Kentucky 0

2000

No. 8 seed

Birmingham, Ala. • May 17-21

Kentucky 6, South Carolina 4

Florida 8, Kentucky 7

South Carolina 12, Kentucky 5

2006

No. 2 seed

Birmingham, Ala. • May 24-28

South Carolina 4, Kentucky 2

Georgia 16, Kentucky 10

2008

No. 4 seed

Birmingham, Ala. • May 21-25

Kentucky 9, Alabama 3

Ole Miss 8, Kentucky 7

Alabama 13, Kentucky 4

2012

No. 4 seed

Birmingham, Ala. • May 22-27

Kentucky 2, Ole Miss 0

Kentucky 5, Mississippi State 1

Miss. State 2, Kentucky 1

2013

No. 9 seed

Birmingham, Ala. • May 21-26

Ole Miss 4, Kentucky 1

2014

No. 9 seed

Birmingham, Ala. • May 20-25

Kentucky 7, Alabama 1

Kentucky 4, Florida 2

Kentucky 7, Miss. State 6

(12 innings)

Florida 6, Kentucky 5

2015

No. 8 seed

Birmingham, Ala. • May 19-24

Auburn 6, Kentucky 3

NCAA TOURNAMENT

Appearances: eight

Best finish:

Regional runner-up (1988, 2006,
2008, 2012, 2014)

Overall record: 14-16 (.467)

1949-District III

at Charlotte, N.C.

Wake Forest 5, Kentucky 3

Kentucky 2, Richmond 0

Kentucky 2, Mississippi State 0

Wake Forest 8, Kentucky 0

1950-District III

at Knapolis, N.C.

Wake Forest 9, Kentucky 4

Kentucky 4, Clemson 2

Wake Forest 9, Kentucky 2

1988-Northeast Regional

at New Britain, Conn.

Kentucky 6, Rutgers 2

Kentucky 12, St. John's 5

Kentucky 8, Clemson 7

Stanford 6, Kentucky 5

Stanford 16, Kentucky 2

1993-Central Regional II

at Austin, Texas

Southern Cal. 7, Kentucky 1

Texas 8, Kentucky 3

2006-Lexington Regional II

at Lexington, Ky.

Ball State 3, Kentucky 1

Kentucky 10, Notre Dame 4

Kentucky 12, Ball State 9

Coll. of Charleston 7, Kentucky 4

2008-Ann Arbor Regional

at Ann Arbor, Mich.

Michigan 7, Kentucky 5

Kentucky 4, E. Michigan 3

Kentucky 12, Michigan 6

Arizona 5, Kentucky 3

2012-Gary Regional

at Gary, Ind. (hosted by Purdue)

Kent State 7, Kentucky 6 (21 innings)

Kentucky 8, Valparaiso 1

Kentucky 6, Purdue 3

Kent State 3, Kentucky 2

2014-Louisville Regional

at Louisville, Ky.

Kent State 7, Kentucky 6 (21 innings)

Kentucky 8, Valparaiso 1

Kentucky 6, Purdue 3

Kent State 3, Kentucky 2

SEC TOURNAMENT FORMATS

1977-86

Top two teams from each division earned bids in a double-elimination draw. East No. 1 faced West No. 2 and West No. 1 faced East No. 2 in first round.

1987-92

Top six teams overall earned bids in a double-elimination draw.

1993-95

Each division played its own tournament with all six teams earning bids in a six-team double-elimination draw.

1996-97

Nos. 5-8 squared off in two play-in games to earn final two spots in six-team double-elimination draw. The top four seeds were awarded automatic bids.

1998-2011

Top eight teams overall earn bids into two four-team double-elimination draws. First-round matchups include No. 1 vs. No. 8 and No. 4 vs. No. 5 in one group with No. 2 vs. No. 7 and No. 3 vs. No. 6 in the other. There is a championship game between the winner

of each group.

2012

Top 10 teams overall earn bids into the field, with the division winners earning the No. 1-2.

2013-16

Top 12 teams overall earn bids into the field. Seeds 5-12 meet in a single-elimination format on Tuesday, followed by traditional double-elimination play Wednesday-Friday. The tournament will return to single elimination on Saturday.

ALL-AMERICAN SAWYER CARROLL

OF/1B • 6-4 • 210

Henryetta, Okla. (Seminole CC)

- Third round draft pick in 2008 (Padres)
- 2008 First Team All-America (Rivals.com)
- 2008 First Team All-America (Louisville Slugger)
- 2008 First Team All-America (Baseball America)
- 2008 First Team All-America (NCBWA)
- 2008 First Team All-SEC (Coaches)
- 2008 All-SEC Tournament Team
- 2008 Dick Howser Semifinalist
- 2008 Brooks Wallace Semifinalist
- 2008 USA Baseball Golden Spikes Semifinalist
- SEC Player of the Week (March 5, 2008)
- CBN National Hitter of the Week (March 5, 2008)
- 19th round draft pick in 2007 (Nationals)

2008

The first consensus first-team All-American in program history ... All-time leader in career batting average, hitting .386 in two seasons with the Wildcats ... Ranks in the top-10 in career doubles and RBI with 45 and 139 respectively ... Ranks sixth all time in career slugging percentage with .656 mark ... His .483 on-base percentage is good for second all time in career on-base percentage ... His SEC-leading .419 batting average is the highest in the SEC since 2001 ... Started 62 games for Kentucky, good for a tie for fourth place in most games started in a single season ... Also played in 63 games, which ties the single season games played record ... His .419 batting average is good for fifth all time at UK in a single season ... Finished second on the single season hit list with 98 ... Tied for eight in most home runs in a single season with 19 ... Hold the record for most RBI in a single season with 83 ... Ranks second all-time in slugging percentage in a single season ... Tied for fifth in on-base percentage for a single season ... Had a .377 batting average in the SEC with nine homers and a team leading 37 RBI ... Crushed non-conference pitching posting a .458 batting average with 10 home runs and 46 RBI ... Loved hitting at Cliff Hagan Stadium hitting an impressive .477 at home games gathering in 53 RBI and posting a slugging percentage of .836 ... Hit .462 in games that Kentucky won with 72 RBI and a .899 slugging percentage ... Hit .417 in the SEC Tournament with two doubles, a triple and a .750 slugging percentage ... Had a great NCAA Tournament hitting .462 with three homers, five RBI and an incredible 1.231 slugging percentage ... Hit .833 with the bases loaded recording 27 two-out RBI ... Had 31 multiple hit games recording two hits 20 times, three hits 10 times and four hits once ... Recorded a 16-game hitting streak ... Hit .475 with runners in scoring position with 38 hits ... Hit a impressive .731 with a runner on third and least than two outs ... When hitting in the cleanup spot for the Wildcats he hit .453 with a slugging percentage of .787 ... His best SEC weekend of the season came on the last weekend of the regular season when the Wildcats took two game out of three against Mississippi when he went 7-for-12 with eight RBI scoring five runs.

2007

Reached safely in 51 of Kentucky's 54 games ... Saw time at first base, designated hitter, and right field this season ... Ranked second on the team in RBI with 56, including six game-winning RBI ... Third on the team in batting average, reaching at a .350 clip ... Started all 54 games ... Tallied the second most hits on the team, reaching with a hit 75 times ... Led the SEC in doubles with 23 two-baggers ... Ripped two triples and three home runs ... Slugged for a .519 percentage and reached base at a .449 clip ... Stole 4-of-7 bases and fielded for a .980 percentage ... Incredibly disciplined at the plate, drawing 39 walks and striking out a team-low 25 times ... With runners in scoring posi-

tion, reached for a .394 (52-for-132) average ... Hit .394 (13-for-33) as a leadoff hitter ... Led the team with a staggering .806 (25-for-31) batting average with runners on third and less than two out ... Tallied 10 two-out RBI ... Struck out looking only 12 times ... Had a team-high tying 24 multi-hit games, 20 multi-RBI games, and an 11-game hit streak ... Began his UK career with a six-game hit streak, driving in RBI in his first five games ... Doubled twice in a game four times ... Drew three walks in a game twice ... Got intentionally walked for the first two times of his career against Georgia ... Went 3-for-3 with four RBI, two walks, and two doubles in a win against UT Martin ... In the series finale win against No. 1 Vanderbilt, Carroll went 2-for-2, with two runs scored, two RBI, and one walk ... Went hitless in only five SEC games ... In a win over Louisville, Carroll batted 3-for-4 with two RBI, two runs scored, and a walk ... Had a three-hit game eight times ... Had a hit in every game against LSU, Vanderbilt, Florida, Georgia, and Auburn ... Carroll broke through with a home run in front of over 10,000 fans at Mississippi State (off Josh Johnson), a towering shot over the right field lounge ... Hit final two home runs of the season at Florida (off Bryan Augenstein) and against No. 1 Vanderbilt (off Cody Crowell) ... Had the most success in the second and fifth inning, as Carroll batted .563 (9-for-16, 6 R, 7 RBI, 2 2B, 1 3B) in the second and .474 (9-for-19, 8 R, 9 RBI, 5 2B, 1 HR) in the fifth inning ... Best SEC series of the season came against Mississippi State, where Carroll batted 6-for-12, with three runs, two doubles, one homer, four



ALL-AMERICAN SEAN COUGHLIN

C • 6-1 • 215

Morrison, Colo. (Central Arizona)

- 13th round draft pick in 2007 (Diamondbacks)
- 2007 NCBWA First-Team All-American
- 2007 ABCA All-South District team
- SEC Player of the Week (March 4, 2007)
- Drafted in the 42nd Round of the 2006 MLB Draft (Diamondbacks)
- SEC Player of the Week (March 6/April 10, 2006)
- Drafted in the 32nd Round of the 2004 MLB Draft (Pirates)



2007

Senior leader and first-team All-America (NCBWA) catcher ... Named second-team catcher of the ABCA All-South Region team ... Led UK with 13 home runs and 73 RBI ... Batted for a .344 average and a .620 slugging percentage ... Doubled 16 times and ripped his first three career triples ... 73 RBI ranks second all-time in UK single season history, just four shy of the school record, set by Ryan Strieby in 2006 ... Started all 54 games, seeing time as the catcher (37 starts) and as the designated hitter (17 starts) ... Led the team in at bats with 221 ... Committed only four errors on the season, good for a .985 fielding percentage ... Ran up a team-high 17-game hit streak ... During 17-game hit streak, batted 35-for-74 (.473) ... Tallied three five-RBI games, including a five-RBI game against Georgia on Sunday ... Led team with 24 multi-hit games, notching two four hit games and four three hit performances ... Also paced club with 21 multi-RBI games and a team-high 29 two-out RBI ... Batted 7-for-14 with bases loaded, including one grand slam against Georgia on Sunday ... With runners on third and less than two out, Coughlin hit for an excellent .646 (20-for-31) average ... Threw out six would-be base stealers ... Began season riding a six-game hit streak ... Drew three walks in a game against Georgia, part of a season total of 33 walks ... Earned SEC Player of the Week for the week of February 27-March 4 after batting .500 (9-for-18), driving in 12 runs, scoring nine times, and reaching on seven extra-base hits ... Hit two home runs on Friday night at Florida, part of a 2-for-3 day ... Was intentionally walked a team-high three times.

2006

Powerful left-handed hitting backstop, finished season batting .325 ... Third on the team with 17 home runs, which led all SEC catchers ... His 55 RBI and .640 slugging percentage were also best among league backstops ... Solid defensively, fielding with a .973 clip ... Started 53 games and appeared in 58 ... Has homered at least once in seven consecutive series ... Named SEC Player of the Week after hitting three home runs and driving in five in series sweep of Northwestern ... Slugged 1.500 that weekend ... Hit .727 with four doubles, a home run and seven RBI against Florida to earn second SEC Player of the Week award ... Had a hit in eight straight at bats against the Gators ... Scored game-winning run in ninth inning of game one win over Florida ... Launched game-tying home run in seventh inning of SEC Championship clinching game at Georgia ... Started strong going 3-for-4 with two RBI in the first game of season ... Homered twice in a game on two occasions (Northwestern, Mississippi State) ... Hit three home runs in sweep of Mississippi State ... Typically batted third or fourth in the lineup ... Blasted home run against South Carolina in game one of the SEC Tournament ... Selected in the 42nd round by the Arizona Diamondbacks in the 2006 MLB draft.

Junior College

Played for Clint Meyers at Central Arizona College in a wood bat league ... Batted .338 with five home runs and 37 RBIs as a sophomore ... Slugged .514 and reached base at a .412 clip ... Led team in homers, RBIs and slugging ... As a freshman, led team to conference and Region I championships.

High School

Played for coach Brad Madden at Golden High School ... Captained team to Class 4A state championship as a senior after reaching final four each of two previous seasons ... Earned first-team all-state honors as a junior and senior while garnering all-conference honors in final three seasons ... Was invited to play in "Best of the West" as a junior and in the World Wood Bat Tournament as a senior ... Holds Golden HS school record with a career .529 batting average ... Drafted out of high school in the 32nd round by the

ALL-AMERICAN COLLIN COWGILL

OF • 5-9 • 195

Lexington, Ky. (Henry Clay HS)

- Fifth round draft pick in 2008 (Diamondbacks)
- 2008 First Team All-America (NCBWA)
- 2008 Second Team All-America (Rivals.com)
- 2008 Second Team All-America (Baseball America)
- 2008 CoSIDA Academic All-American
- 2008 First Team All-SEC (Coaches)
- 2008 All-SEC Defensive Team
- SEC Player of the Week (April 7, 2008)
- 2008 Dick Howser Trophy Semifinalist
- Coca-Cola Classic MVP
- 2008 Wallace Award Watch List
- 29th round draft pick in 2007 (Athletics)
- 2007 Cape Cod League All-Star
- 2006 ABCA All-South Region
- 2006 CoSIDA Academic All-American
- SEC Academic Honor Roll (2006,07)
- SEC Freshmen Academic Honor Roll (2005)

2008

Finished in the top-12 in several categories in the SEC, including ninth in batting average, fifth in slugging percentage, sixth in on-base percentage, second in runs scored, 11th in RBI, tied for fifth in home runs, tied for eighth in total bases and fourth in stolen bases ... Tied for first on the UK single season games played and games started list with 63 ... His 80 runs scored shatters the single season record of 74 ... Tied for eighth on the single season home run list with 19 ... Seventh place on the total bases list with an impressive 160 total bases ... Tied for second place on the single season walks list with 49 walks ... Places in the top ten for on-base percentage in a single season ... Ranks fourth on Kentucky career runs scored list with 166 runs ... His 37 homers in his career is good for a tie for third on the career records list .. Places ninth with 140 RBI on the most RBI in a career ... Showed great discipline at the plate during his career at Kentucky by walking 116 times in his career good for third all-time in Kentucky history ... Seventh on the career on-base percentage list with an .441 mark during his career ... Recorded 11 sacrifice flies during his career which places him in a tie for fourth place on the career records list ... Led the team in stolen bases with 23 in just 27 attempts ... Posted a .333 batting average in SEC play with 36 hits, five doubles, eight home runs and 25 RBI ... Posted a team high on-base percentage in SEC play with a .493 mark ... Stole eight bases for the Wildcats during SEC play, also a team high ... Hit .384 in non-conference games with 48 hits, 10 doubles, two triples, 11 homers and 35 RBI ... Stole 15 bases in non-conference games on 15 attempts ... Hit extremely well at Cliff Hagan Stadium posting a .395 batting average with 49 runs scored and 11 home runs ... Hit 16 home runs rounding in 52 RBI with a .418 batting average in games Kentucky won last season ... Best month came in April where he hit .394 posting eight homers and 16 RBI ... Hit .375 with six hits, one of which was a home run in the NCAA Tournament ... Was an inning-starter for the Wildcats with a .579 batting average when leading off an inning ... Had a .407 batting average with two outs ... Hit an impressive .750 with the bases loaded ... Recorded 22 two-out RBI on the season ... Longest hitting streak of the year was 11 games ... Had 24 multi-hit games, including 16 games with two hits and eight games with three hits ... Also had 12 multi-RBI games with two RBI in three games, three RBI in five games and four RBI in four games ... Kentucky was 18-6 in games that Cowgill hit cleanup ... Best SEC weekend of the year came at home against Mississippi State where he recorded six hits, five RBI and six runs scored ... Named National Player of the Week after belting four homers and hitting for a .696 average (9-for-13), reaching base safely in 16 of 20 appearances ... Named Coca-Cola Classic MVP, first-team All-SEC, first-team All-America.

2007

Redshirted season.

2006

The No. 2 batter in the order all season long ... Finished season ranked second on the team in runs scored and RBI with 62 and 61, respectively ... Fourth on team with 16 home runs ... Ranked tied for seventh place in UK single season record books with 61 RBI in 2006 ... Batted .298 for the year ... Kentucky's most clutch performer at the plate with an astounding .380 batting average with two outs ... Opened season with nine game hitting streak ... Doubled twice against Cleveland State ... Homered in three straight series and six of last eight, including two at Georgia ... Tied for second on the team with eight sacrifices ... Drew 41 walks en route to a .426 on-base percentage ... Ranked in the top 10 in the SEC in both on-base and slugging ... One of only three league players to bat at least .300 with 15 home runs, 50 RBI and 50 runs scored ... Younger brother Michael Cowgill, ranked second in the nation with 23 homers at James Madison before being drafted in the 2006 MLB Draft ... Kentucky's most improved player after batting just .200 with two home runs a year ago ... Possesses great speed, swiping six bases in 10 attempts ... Hit a home run in SEC Tournament vs. Georgia.

2005

Started 31 games and played in 41 ... Started 21 games in the outfield and 10 at designated hitter ... Batted .200 with a pair of home runs and 19 RBI ... Both homers came in clutch situations in SEC play ... First was a three-run shot and tied the game at Alabama ... Second was a grand slam that broke a tie in the eighth at South Carolina ... Drove in a career-high five against the Gamecocks ... Had four multi-hit and two multi-RBI games ... Showed patience at the plate with 26 walks ... Committed just one error in the field.



ALL-AMERICAN RYAN STRIEBY

1B • 6-6 • 225

Brier, Wash. (Edmonds CC)

- Fourth round draft pick in 2006 (Tigers)
- 2006 SEC Player of the Year
- 2006 NCBWA District III Player of the Year
- 2006 First-team All-American (Baseball America)
- 2006 NCBWA First-Team All-American
- 2006 All-American (College Baseball Foundation)
- 2006 Second-team All-American (Pro-Line Cap)
- 2006 First-team All-American (Louisville Slugger)
- 2006 First-Team All-SEC
- 2006 ABCA All-South District team
- 2006 SEC Player of the Week (May 20)

2006

Mr. Everything for Kentucky in 2006, earning SEC Player of the Year while starting all 61 games ... Led team in doubles (22), home runs (20), RBI (77), total bases (164), on-base percentage (.473) and slugging (.704) ... Ranks in the school single-season record books in each category, including setting the school mark with 77 RBI ... First in SEC in RBI, slugging, on-base and doubles while ranking third in homers and seventh in runs scored ... Hit game-winning three-run homer in eighth inning against South Carolina ... Followed that up a week later with game-winning homer in eighth inning at Vanderbilt that landed on top of Memorial Gym ... Named SEC Player of the Week after leading UK to series win over LSU with a home run and five RBI ... Hit at least two home runs in four of final six SEC series ... Leads team with 23 multiple-RBI games ... Had home run streaks in three games and five games ... Hit two home runs against Morehead State ... Recorded four or more RBI in seven games ... Went 9-for-14 with seven RBI in series with North Dakota State ... Hit by three pitches vs. Xavier ... Doubled twice in four games ... Hit at least .350 in five of 10 SEC series ... Finished SEC Tournament 4-for-9 with one home run and one double ... Fourth round draft choice by the Detroit Tigers in the 2006 MLB draft.





#18 • AJ Reed

6-4 • 240 • L/L • LHP/1B
Terre Haute, Ind.
(Terre Haute South)

• 2nd round pick in 2014 MLB Draft (Astros)

- 2014 Golden Spikes Award
(From USA Baseball to Nation's Top Amateur Player)
- 2014 Dick Howser Trophy (NCBWA)
- 2014 Baseball America College Player of the Year
- 2014 Perfect Game USA National Player of the Year
- 2014 ABCA National Player of the Year
- 2014 Collegiate Baseball/Louisville Slugger National Player of the Year
- 2014 John Olerud Trophy (College Baseball Hall of Fame)
- 2014 SEC Player of the Year (coaches)
- 2014 SEC Male Athlete of the Year (SEC ADs)
- 2014 Baseball America first-team All-America
- 2014 NCBWA first-team All-America
- 2014 Collegiate Baseball/Louisville Slugger first-team All-America
- 2014 Perfect Game USA first-team All-America
- 2014 ABCA first-team All-America
- 2014 NCBWA District III Player of the Year
- 2014 first-team All-SEC DH (coaches)
- SEC Pitcher of the Week (5/19/14)
- NCBWA National Hitter of the Week (4/8/14)
- Louisville Slugger National Player of the Week (4/7/14)
- SEC Player of the Week (4/7/14)
- NCBWA National Hitter of the Week (2/26/14)
- SEC Player of the Week (2/24/14)
- Louisville Slugger National Player of the Week (2/24/14)
- 2013 USA Collegiate National Team trial roster
- SEC Academic Honor Roll (2013)
- 2013 first-team All-SEC DH (coaches)
- NCBWA National Hitter of the Week (3/5/13)
- SEC Player of the Week (3/4/13)
- Louisville Slugger National Player of the Week (3/4/13)
- 2012 No. 34 prospect in the Cape Cod League (Perfect Game)
- 2012 All-SEC Freshman DH and 1B (coaches)
- 2012 Baseball America first-team Freshman All-America
- 2012 Louisville Slugger first-team Freshman All-America
- 2012 NCBWA first-team Freshman All-America
- 2012 Perfect Game USA first-team Freshman All-America
- 2012 John Olerud Two-Way Player of the Year semifinalist
- SEC Freshman of the Week (4/2/12)
- College Baseball Hall of Fame National All-Star Lineup (4/2/12)
- 25th round draft pick in 2011 MLB Draft (Mets)

2014

Became the third unanimous national player of the year in SEC history (David Price, 2007; Dave Magadan, 1983), sweeping every national award given, earning consensus first-team All-America honors ... Had arguably the second-best individual season in the history of college baseball, with only John Olerud's final season at Washing-

ton State making a case for competition ... Led the NCAA in homers (23), slugging (.735) and OPS (1.211) ... Hit more homers than 185 teams hit in college baseball, including more homers than six SEC schools ... Belted 15 homers in SEC play alone, more than three other schools combined to hit in their 30 SEC games ... All 23 homers came in 42 games against weekend opponents, not homering in midweek action during the year ... 23 homers ties a UK single-season record, equaling him with John Wilson (1999) and Jeff Abbott (1994) and marking the most for a UK player in 16 years ... Is the first SEC player to hit 20 or more homers in the BBCOR era and is the sixth player in SEC history to lead the NCAA in homers, joining Bruce Castoria (1981), Eddy Furniss (21996, Matt LaPorta (2005), Gordon Beckham (2008) and Matt Clark (2008) ... Became the first player in SEC history to lead the conference in homers and pitching victories ... Hit .336 (75-for-223) with 60 runs, 18 doubles, one triple, 23 homers and 73 RBI, owning a 49-48 walk-strikeout ratio and getting plunked by 14 pitches ... Had a .735 slugging and a .476 on-base percentage ... 73 RBI marked the third-most in UK season history ... In UK single-season history, ranked first in homers, second in pitching wins, second in walks (49), third in RBI, fifth in total bases (164), sixth in slugging, 13th in on-base percentage, and third in innings pitched (112) and third in starts (16) ... In UK career history, finished ranked second in homers (40) and RBI (168), third in ERA (2.83), 10th in wins (19) and 11th in innings pitched (248.0). Also ranked eighth in total bases (356), 12th in at-bats (637), 12th in walks (99), 11th in sac flies (nine) and 10th in hit by pitches (26) ... Finished just shy of the second triple-crown in SEC history, and the first since Rafael Palmerio (1984), leading the league in homers and RBI and ending the regular season .0002 points shy in average ... Hit 12 of his 23 homers away from the short porch at Cliff Hagan Stadium, with 17 homers going out to leftfield, left-center, centerfield or right-centerfield ... Hit a homer and earned a win on the mound a nation-leading four times, belting six homers in his 16 pitching starts ... Picked up pitching victories over No. 1 Virginia, No. 1 South Carolina, No. 5 Vanderbilt, No. 12 Florida, No. 23 Alabama, at Texas A&M, at Tennessee, vs. Auburn, at Georgia and vs. Kent State in the NCAA Tournament ... Worked his first career complete game in a 4-2 comeback win over Kent State in an elimination game in the NCAA Tournament ... Homered in three consecutive SEC games twice, including a school-record streak of five consecutive league games ... Hit homers in consecutive games six times and had three two-homer games ... Became the first player in school history to hit two homers in a single inning, with his second homer of a big inning vs. St. Joseph's going as a grand slam, with Reed also getting the win on the mound ... Struck out a career-high 10 in a win over Missouri ... Worked 12 quality starts in 16 starting assignments, working at least six innings in 13 starts and at least seven innings in 12 starts ... Made 31 consecutive series-opening, or SEC/NCAA Tournament, starts on the mound ... In his 16 starts on the mound in 2014, hit .462/.588/.962, with eight doubles, six homers and 22 RBI, owning an 11-6 walk-strikeout ratio ... Reached base safely in 57 of 62 games ... Hit .294 (35-for-119) with two strikes, .352 with runners on base and .377 with runners in scoring position ... Led UK with 29 two-out hits and 26 two-out RBI, batting .387 with two outs ... Tied his career highs with a six RBI game and two four-hit games, finishing with 19 multi-hit and

21 multi-RBI games ... In the SEC stats, ranked as the leader in slugging (.735), on-base percentage (.476), RBI (73), homers (23), total bases (164), walks (49) and pitching wins (12) ... Also ranked sixth in the SEC in average (.336), fourth in runs (60), 14th in hits (75), sixth in doubles (18), eighth in HBP (14), sixth in ERA (2.09), fourth in innings pitched (112.0), 11th in strikeouts (71) and fifth in starts (16) ... In 30 SEC games, hit .372 (42-for-113) with 31 runs, eight doubles, 15 homers and 37 RBI, with a .841 slugging and a .486 on-base percentage ... On the mound in SEC play, had a 7-2 record and a 2.38 ERA in 10 starts, tossing 72 innings, allowing 65 hits and 18 walks, striking out 52 ... Hit .300 (33-for-110) in 32 non-SEC games, with 10 doubles, eight homers and 36 RBI, going 5-0 with a 1.58 ERA in his six non-SEC pitching starts ... Started 11 games on the mound vs. SEC foes, going 8-2 with a 2.34 ERA ... Hit .357 in his 34 total games vs. SEC opponents, with 11 doubles, 15 homers and 37 RBI ... In 29 home games, hit .371 (36-for-97) with 33 runs, eight doubles, one triple, 11 homer and 35 RBI, going 4-1 with a 2.68 ERA in his seven starts at Cliff Hagan Stadium ... On the road, hit .333 (28-for-84) in 21 games, with five doubles, eight homers and 26 RBI, owning a 4-1 record and a 1.62 ERA in his five road pitching starts ... Made four pitching starts in neutral-site games, going 4-0 with a 1.73 ERA, also hitting four homers with five doubles and 12 RBI in 12 neutral-site games at the plate ... Led UK with a .386 average (51-for-132) in games UK won, with 15 doubles, 15 homers and 49 RBI ... In his 12 pitching wins, had a 1.55 ERA in 87 innings, allowing just 70 hits and 21 walks ... Pitched in four games that UK lost, going 0-2 with a 3.96 ERA in 25 innings ... Hit .264 in the 25 games UK lost, with eight homers and 24 RBI ... Hit .347 with 16 homers in day games, going 5-0 with a 1.58 ERA in his six day starts ... Was 7-2 with a 2.38 ERA in his 10 starts at night, hitting .316 with seven homers and 23 RBI in night games ... In nine February games, hit .417 with six homers and 17 RBI, going 3-0 with a 1.00 ERA in his three February starts ... In March, hit .323 (20-for-62) with three homers and 16 RBI in 19 games, going 2-1 with a 2.90 ERA in his four pitching starts in March ... In 16 April games, hit .400 (26-for-65) with seven doubles, 10 homers and 26 RBI ... On the mound in April, went 2-1 with a 2.52 ERA in four pitching starts ... In May, hit .259 (14-for-54) with six doubles, four homers and 12 RBI, going 5-0 with a 1.66 ERA in his five May pitching starts ... Had six homers in his first 10 games, eight homers in his first 15 games and nine homers through 20 games played ... Was 5-1 with a 2.25 ERA in his six starts vs. top-25 foes, hitting six homers with 12 RBI in 21 games vs. top-25 foes ... Was 3-0 with a 2.57 ERA vs. top-10 teams, with wins over No. 1 Virginia, No. 1 South Carolina, No. 5 Vanderbilt ... In SEC series openers, when he was also the starting pitcher, hit .462 (18-for-39) with five doubles, five homers and 14 RBI ... Finished with 19 multi-hit games and 21 multi-RBI games ... Set a program record with 83.12 runs created, sporting a 1.18 WHIP (walks+hits/innings pitched) ... Hit .313 (15-for-48) in games playing first base and .293 (36-for-123) in games as the DH, with 12 homers ... Hit No. 3 36 times in the order and No. 4 26 times ... Started the summer with the Harwich Mariners in the Cape Cod League, before switching over to the USA National Team's trials ... After narrowly missing the USA National Team final 22-man roster, moved back to the Harwich Mariners ... Played in 20 games at the plate in the Cape,

batting .224 (15-for-67) with four runs, five doubles, one triple, two homers and 12 RBI ... Sported a 6-23 walk-strikeout ratio and a .583 slugging percentage ... On the mound, went 1-2 with a 3.60 ERA in five starts, tossing 25 innings, allowing 22 hits and seven walks, striking out 21 ... Worked six one-run innings in his CCBL summer debut on June 15 ... Did not appear regularly in the everyday lineup until August in the CCBL ... Had a great trial run with the USA National Team, batting .364 in five games with two starts (4-for-11) with a double and three RBI ... Drew two walks and struck out four times ... Made one start on the mound for USA, working five shutout, one-hit innings, walking one and striking out five, allowing just a single and a .059 opponent average ... Started the summer with the Harwich Mariners in the Cape Cod League, before switching over to the USA National Team's trials ... After narrowly missing the USA National Team final 22-man roster, moved back to the Harwich Mariners ... Played in 20 games at the plate in the Cape, batting .224 (15-for-67) with four runs, five doubles, one triple, two homers and 12 RBI ... Sported a 6-23 walk-strikeout ratio and a .583 slugging percentage ... On the mound, went 1-2 with a 3.60 ERA in five starts, tossing 25 innings, allowing 22 hits and seven walks, striking out 21 ... Worked six one-run innings in his CCBL summer debut on June 15 ... Did not appear regularly in the everyday lineup until August in the CCBL ... Had a great trial run with the USA National Team, batting .364 in five games with two starts (4-for-11) with a double and three RBI ... Drew two walks and struck out four times ... Made one start on the mound for USA, working five shutout, one-hit innings, walking one and striking out five, allowing just a single and a .059 opponent average.

2013

Named first-team DH by the SEC coaches ... Played and started all 55 games at the plate, making 14 series-opening starts on the mound ... Batted .280 (60-for-214) with 30 runs, eight doubles, two triples, 13 homers and 52 RBI ... Slugged .519, with a .378 on-base percentage, stealing one base ... Had a 26-41 walk-strikeout ratio, getting plunked by nine pitches and hanging two sac flies ... On the mound, went 2-8 with a 4.04 ERA, tossing 82.1 innings, allowing 100 hits and 15 walks, striking out 52 ... Reached base safely in 48 of 55 games ... In 31 games vs. SEC foes (including SEC Tournament), batted .244 (29-for-119) with four doubles, one triple, six homers and 20 RBI, slugging .445 and working an 11-22 walk-strikeout ratio ... On the mound vs. the SEC, went 0-7 with a 4.35 ERA in 10 starts, working 60 innings, allowing 76 hits and 11 walks, striking out 36 ... Hit .323 (32-for-99) in non-SEC games, with four doubles, one triple, seven homers and 32 RBI ... On the mound vs. non-conference foes, went 2-1 with a 3.22 ERA in four starts, allowing 24 hits and four walks in 22.1 innings ... Hit .291 (34-for-117) at Cliff Hagan Stadium, with nine homers and 30 RBI ... Was 1-3 with a 3.77 ERA in seven starts at home ... Hit .235 (19-for-81) with three homers and 15 RBI on the road, owning a 0-4 record with a 3.90 ERA in five starts on the road ... In games UK won, hit .307 (35-for-114) with seven homers and 29 RBI, with a 2-0 record and a 1.59 ERA in his six starts ... In games that UK lost, hit .250 (25-for-100) with six homers and 23 RBI, owning an 0-8 record and a 6.33 ERA in his eight starts that UK lost ... Hit .311 with 10 homers in day games with a 2-3 record

and a 5.79 ERA in six day game starts ... Batted .228 (18-for-79) in night games, with three homers and 16 RBI, going 0-5 with a 2.90 ERA in eight starts on the mound in night games ... Month-by-month splits: Feb. (.313, 2 HR, 11 RBI; 1-1, 5.79 ERA), March (.352, 4 HR, 17 RBI; 1-2, 1.65 ERA), April (.262, 4 HR, 18 RBI; 0-2, 3.42 ERA), May (.174, HR, 3 RBI; 0-3, 8.64 ERA) ... Had 16 multiple-hit games and 14 multiple-RBI games ... Ran up a season-long nine-game hitting streak and had a streak of 12 straight games reaching safely ... UK went 6-8 in his starts on the mound ... Made 43 starts as the No. 3 hitter and 12 starts at cleanup ... Made 32 starts at first base and 23 starts as the DH ... Batted .292 with 11 homers and 40 RBI at No. 3 in the order and .239 with two homers and 12 RBI at cleanup ... Belted homers against Kansas State closer Tanner Witt, Murray State, Akron, Xavier, Mississippi State's Kendall Graveman, Louisville righty Kyle Funkhouser, LSU right-hander Nick Rumbelow, Tennessee, Arkansas first-round righty Ryne Stanek, Vanderbilt's T.J. Pecoraro and Indiana lefty Will Coursen-Carr ... Batted .343 with runners on base, with eight homers and 47 RBI ... Batted .375 with runners in scoring position with five homers and 40 RBI ... Hit .366 with runners on and two outs, with three homers and 20 RBI ... Batted .462 with runners in scoring position and two outs, with two homers and 18 RBI ... Hit .400 (4-for-10) with the bases loaded, with one homer and 14 RBI ... In his 14 starts, UK averaged a staff-low 4.43 runs per game, with the UK defense fielding .969 ... Had a rocky last two starts as fatigue from his dual role began to show, seeing his ERA inflated from 2.84 to 4.04 over two starts ... Without his four starts that saw him allow at least four earned runs, would have had a 2-4 record and a 2.12 ERA in 63.2 innings ... Worked seven quality starts, owning a 1-2 record and a 1.49 ERA in those starts, tossing 48.1 innings ... In his 14 starts on the mound, hit .293 at the plate with two homers and 12 RBI ... Made his season debut on the mound in the season-opener, working five innings, allowing two runs, also going 4-for-5 with a triple at the plate ... Took the loss vs. eventual NCAA Tournament team Kansas State, allowing four runs in 4.1 innings ... Worked a quality start in a 21-2 win over Akron in his 2013 home debut ... Rebounded with seven shutout, five-hit innings in a series-opening win over Michigan State ... Suffered a tough loss at Florida in the SEC opener, working a 1-1 game into the seventh, before UK third baseman Paul McConkey made three errors in the inning to allow three unearned runs to score and give Reed a 4-1 loss ... Took another hard-luck loss as UK allowed three unearned runs to score in a setback vs. No. 14 Mississippi State ... Worked a career-long 8.1 innings in a series-opening start vs. Georgia, allowing just one run ... Had the best start among UK's starters during a huge series at No. 2 LSU, allowing four earned runs in five innings ... Worked a quality start in a no-decision vs. Tennessee, allowing two runs in 6.2 frames ... Had a 2-1 lead in the series opener at No. 16 South Carolina, before Joey Pankake and LB Dantzler hit back-to-back solo homers in the sixth to give SC a lead and end his outing at 5.1 innings ... Worked 6.2 innings without allowing an earned run to snap a seven-game losing streak in a 5-2 win at No. 16 Ole Miss during the ESPNU Thursday Night SEC Game of the Week ... Worked 7.2 innings in a hard-luck loss vs. No. 14 Arkansas, allowing two runs in 7.1 innings ... Had the worst start of his career vs. No. 1 Vanderbilt, allowing 12 hits and 10 runs in five innings ... Took a loss in a 4-2 series-opener at Missouri

that saw UK in a must-win situation, allowing nine hits and four runs in 4.1 innings ... Had a 2-for-4 game with three RBI and his first homer of the year vs. Kansas State ... Belted second homer and drove in four RBI in UK's home opener vs. Murray State ... Went 4-for-5 with five RBI and a homer vs. Akron ... Homered in consecutive games in the second game of the series vs. Akron, going 3-for-4 with three RBI ... Was named SEC Player of the Week after the Akron series, where he finished with 15 RBI in a five-game week ... Notched second triple of the year at Florida ... Belted a homer and added a double in the series-evening win over No. 14 Mississippi State ... Hit homer at No. 9 Louisville to get the scoring started in the first inning ... Broke out of a mini-slump with a three-run homer at No. 2 LSU in the finale ... Had a homer in a four-RBI game in a win over Tennessee ... Went 2-for-4 with three RBI and a double vs. No. 9 Louisville ... Belted a homer in a 3-hit game at No. 14 South Carolina ... Had a double in a two-hit game during UK's 18-inning marathon at Western Kentucky ... Homered in consecutive games vs. No. 1 Vanderbilt and No. 15 Indiana ... Had a breakout summer on the mound in the Cape Cod League, owning a 2.32 ERA and a 3-1 record in eight starts ... Tossed 42.2 innings, allowing 10 walks and 37 hits, striking out 41 ... At the plate, batted .176 (6-for-34) in 11 games, with two RBI and a 7-13 walk-strikeout ratio ... In a July 12 win, worked seven shutout innings with four hits allowed and eight strikeouts ... Allowed seven earned runs over his final six starts ... Had the third-best ERA in the CCBL.

2012

The first consensus first-team freshman All-America selection in program history ... Was a semifinalist for the John Olerud Two-Way Player of the Year Award, given to the top two-way player in college baseball by the College Baseball Hall of Fame ... Played in 55 games with 51 starts ... Batted .300 (60-for-200) with nine doubles, four homers and 43 RBI at the plate ... Was 5-3, 2.52 ERA on the mound in 16 games and five starts ... Tossed 53.2 innings, allowing 54 hits and nine walks, striking out 51 ... Ranked second on the club with 43 RBI and 11th in the SEC ... Among UK's all-time freshman record holders, ranked seventh in hits, 15th in average, 13th in runs and second in RBI ... Hit .289 (26-for-90) in 26 SEC games, with three doubles, one homer and 12 RBI ... Played in 29 games against SEC opponents, batting .324 (33-for-102) with three doubles, two homers and 15 RBI ... Inherited 16 runners on the mound, allowing only four to score ... Without his five runs allowed vs. Louisville in his final non-conference start before the SEC Tourney, had a 1.76 ERA with a 5-2 record in 51 innings, allowing 45 hits and nine walks, striking out 47 ... Batted .309 (34-for-110) with six doubles, three homers and 31 RBI in non-conference action ... Batted .295 (31-for-105) in home games, with six doubles, three homers and 30 RBI ... Hit .281 (18-for-64) in away games, with two doubles and six RBI ... Pitched in five games in relief in SEC play, with a 1-0 record and a 3.38 ERA, striking out nine in eight innings ... Appeared in 11 games with five starts in non-conference action, with a 4-3 record and a 2.36 ERA, tossing 45.2 innings with 42 strikeouts ... Was 4-1 with a 3.51 ERA in eight appearances at home with four starts, striking out 25 in 25.2 innings ... Was 0-1 with a 2.03 ERA on the road ... Pitched in nine games that UK won, with a 5-0 record and a 1.36 ERA ... In 10 day games, had a 5-1 record and a 1.66 ERA, allowing 40 hits and eight

walks in 43.1 innings ... Led UK in hitting in March, with a .400 average (30-for-75) ... Was 4-1 with a 3.20 ERA in his five starts ... Was 1-2 with a 1.91 ERA in relief, with 29 strikeouts, five walks and 25 hits allowed in 28.1 innings ... Launched a homer in his first career at bat at Cliff Hagan Stadium ... Hit .302 (42-for-116) with runner on base, .325 (13-for-40) with runners on and two outs and .299 (23-for-77) with runners in scoring position ... Allowed eight of his 17 runs in the first three innings ... Had a heroic outing in the NCAA Tournament opener vs. Kent State, a 21-inning marathon ... Started the game and played the first nine innings of the game as the DH, before moving to first base for the 10-12th innings and then taking the mound to toss the final nine innings of the game ... Allowed seven hits and two runs with eight strikeouts in his outing vs. the Flashes, accumulating nine at bats with a double ... Had a chance to be the walk-off run in the bottom of the 19th inning, trying to score from first base on a Michael Williams double, cramping between third base and home and getting thrown out as the walk-off run ... Collected 18 multi-hit games and 11 multi-RBI games ... Made collegiate pitching debut by coming into a bases-loaded, one-out jam in the season opener at Wofford, getting a strikeout and an out to get out of the jam ... Made first career start vs. Morehead State, tossing six innings with one run allowed ... Worked five innings with two runs and seven strikeouts in a start vs. Marshall ... Third start came with one run and six strikeouts in six innings vs. Wright State ... Made SEC debut in a winning effort with two shutout innings vs. No. 2 South Carolina on Saturday ... Worked 1.2 innings with one earned run allowed at Tennessee, his road SEC debut ... Allowed a run on four hits at No. 18 Georgia ... Worked a shutout inning vs. Dayton ... Worked 2.1 innings with one run allowed with two strikeouts vs. No. 10 Ole Miss ... Suffered first career loss vs. No. 19 Louisville, allowing nine hits and five runs in 2.2 innings ... Rebounded with 1.1 shutout innings at No. 20 Louisville ... Got two outs vs. No. 5 Florida ... Came on in relief at Indiana, with 5.1 innings without allowing an earned run in relief of midweek starter Chandler Shepherd ... Worked three innings with one run allowed at Murray State ... Made SEC starting debut vs. Ole Miss as the winner of the opener of the SEC Tournament, with 5.2 shutout innings, allowing five hits and one walk, striking out three, also going 4-for-4 at the plate with a solo homer off Bobby Wahl ... Drew a walk and hung a sacrifice fly in the opener vs. Wofford ... Had two hits and three RBI vs. Eastern Michigan ... Launched a grand slam in his first home at bat, going for a career-high six RBI ... Had three-RBI games vs. UIC, Canisius and Wright State ... Had a three-hit game vs. Wright State ... Ran up a season-long 16-game hitting streak (March 9-April 1), the longest for a UK player in 2012 ... Had a 3-for-4 game with two RBI and a homer vs. No. 10 Ole Miss ... Launched homers vs. Buffalo, Wright State, No. 10 Ole Miss and Ole Miss in the SEC Tourney.

High School

Star two-way player for coach Kyle Kraemer at Terre Haute South High School ... The 2011 Indiana High School Player of the Year ... Named the MVP of the Indiana North/South All-Star series ... A two-time first-team all-state honoree and a three-time all-conference performer ... Finished his career with a .425 average, owning 159 hits, 110 runs, 31 doubles, 41 homers and 150 RBI ... On

the mound in his career, totaling a 26-10 record with a 1.88 ERA, striking out 390 with 70 walks in 260 innings ... As a senior in 2011, totaled a .585 average with 48 hits, 45 runs, 10 doubles, 16 homers and 48 RBI, charting a 8-1 record with a 1.06 ERA on the mound, fanning 109 in 66 innings with 11 walks ... Set single-season records for homers (18), RBI (57), walks (47), average (.585), slugging (1.294) and career school records for games started (41), innings pitched (260), complete games (25) and strikeouts (390) ... In 2010, batted .478 with 43 hits, 30 runs, 10 doubles, 18 homers and 57 RBI, posting a 7-2 record and a 2.27 ERA with 98 strikeouts and 21 walks in 58.2 innings ... In 2009, batted .343 with 34 hits, eight doubles, two homers and 18 RBI, charting a 6-3 record and a 1.15 ERA with 115 strikeouts and nine walks in 73 innings ... As a freshman in 2008, posted a .330 average with five homers and 27 RBI, with a 5-4 record and a 3.26 ERA, striking out 69 in 62.1 innings ... Led Terre Haute to the state final four as a senior.

Career Stats

All Games

Year	G-GS	W-L	ERA	SV	CG	SH	IP	H	R	ER	BB	SO
2012	16-5	5-3	2.52	0	0	0	53.2	54	17	15	9	51
2013	14-14	2-8	4.04	0	0	0	82.1	100	47	37	15	52
2014	16-16	12-2	2.09	0	1	0	112.0	98	39	26	29	71
Totals	46-35	19-13	2.83	0	1	0	248.0	252	103	78	53	174

SEC Games

Year	G-GS	W-L	ERA	SV	CG	SH	IP	H	R	ER	BB	SO
2012	5-0	1-0	3.38	0	0	0	8.0	11	4	3	3	9
2013	10-10	0-7	4.35	0	0	0	60.0	76	39	29	11	36
2014	10-10	7-2	2.38	0	0	0	72.0	65	29	19	18	52
Totals	25-20	8-9	3.28	0	0	0	140	152	72	51	32	97

All Games

Year	GP-GS	Avg.	AB	R	H	2B	3B	HR	RBI	BB	SO	SB-A
2012	55-51	.300	200	29	60	9	0	4	43	24	51	0-1
2013	55-55	.280	214	30	60	8	2	13	52	26	41	1-2
2014	62-62	.336	223	60	75	18	1	23	73	49	48	0-1
Totals	172-168	.306	637	119	195	35	3	40	168	99	140	1-4

SEC Games

Year	GP-GS	Avg.	AB	R	H	2B	3B	HR	RBI	BB	SO	SB-A
2012	26-24	.289	90	9	26	3	0	1	12	12	26	0-1
2013	30-30	.243	115	13	28	4	1	6	20	11	22	1-2
2014	30-30	.372	113	31	42	8	0	15	37	20	25	0-0
Totals	86-84	.302	318	53	96	15	1	22	69	43	73	1-3

Miscellaneous

Year	SAC	SF	HBP	OBP	SLG	2-out H	2-out RBI	PO	A	E	FLD
2012	0	3	3	.378	.405	18	12	114	20	5	.964
2013	0	2	9	.378	.519	22	22	320	26	3	.991
2014	0	4	14	.476	.735	29	26	104	23	1	.992
Totals	0	9	26	.415	.559	69	60	538	69	9	.985

Career Highs

Innings	9.0, twice, last vs. Kent State (5/31/14)
Strikeouts	10 vs. Missouri (4/11/14)
Pitches Thrown	119 vs. Florida (4/4/14)
Hits	4, five times, last at Georgia (5/15/14)
RBI	6, twice, last vs. St. Joe's (2/21/14)
Runs Scored	3 vs. Ball State (3/9/14)
Hitting Streak	18 (5/18/2013 - 3/9/2014)



KENTUCKY VS. ALL OPPONENTS

Team	W-L-T	First	Last	Howard	5-0	1991	2000	Ohio Wesleyan	3-1	1911	1916
Adrian	1-0	1968	1968	Illinois	3-3	1914	2001	Oklahoma State	1-2	1988	1998
Air Force	2-0	1995	2004	Illinois-Chicago	5-1	2011	2012	Old Dominion	2-1	1999	2014
Akron	4-0	1971	2013	Illinois State	2-1	1975	2005	Oral Roberts	0-1	1988	1988
Alabama	38-59	1914	2014	Indiana	19-17	1905	2015	Penn State	2-1	1989	1989
Appalachian State	2-1	2001	2005	Indiana State	7-4	1920	2009	Pepperdine	1-1	2002	2002
Arizona	1-2	1991	2008	IPFW	3-0	2010	2010	Port Huron	1-0	1968	1968
Arkansas	24-37	1989	2015	Iowa	1-1	1989	1989	Pressman Home	1-0	1928	1928
Arkansas State	0-1	2006	2006	IUPUI-Fort Wayne	1-0	1998	1998	Purdue	6-1	2003	2012
Armstrong State	3-1	1990	1993	IUPUI	1-0	1997	1997	Rice	0-1	2011	2011
Army	3-0	1995	2006	IU-Southeast	2-0	1982	1982	Richmond	2-3	1906	2015
Auburn	42-75	1956	2015	Jacksonville	3-5	1961	2000	Rhode Island	1-1	2005	2005
Augusta College	2-0	1990	1991	Jacksonville NAS	1-1	1956	1956	Rochester League	0-1	1905	1905
Austin Peay	11-2	1980	2013	Jacksonville State	0-1	1974	1974	Rose Polytechnic	0-1	1904	1904
Ball State	5-6	1985	2015	James Madison	1-0	2009	2009	Rutgers	2-1	1969	1988
Barrow Unit 40	1-0	1919	1919	Kansas	1-1	2014	2014	Samford	2-2	1991	2002
Bellarmine	24-7	1955	1995	Kansas State	0-1	2013	2013	San Diego	1-0	2010	2010
Belmont	4-0	1998	2006	Kent State	6-2	2001	2014	San Diego State	0-1	2010	2010
Berea	5-0	1903	1909	Kentucky Military Institute	3-0	1905	1906	Seton Hall	1-0	1983	1983
Birmingham-Southern	2-1	1994	2002	Kentucky State	16-1	1975	1993	Sewanee	2-2	1909	1914
Boston Americans	0-2	1903	1903	Kentucky Wesleyan	12-4	1896	1996	Shorter College	0-1	1974	1974
Boston College	1-0	2003	2003	Ky. School for Deaf	2-0	1910	1914	South Alabama	1-7	1984	2008
Bowling Green	4-0	1992	2010	Lamar	2-0	1997	2006	South Carolina	31-45	1959	2015
Bradley	2-2	1978	1987	Lee	1-0	2000	2000	South Florida	2-3	1978	1992
Brigham Young	0-1	2001	2001	Lexington AC	2-0	1906	1907	South Kentucky College	3-0	1903	1903
Buffalo	6-0	2005	2012	Lincoln Memorial	5-0	1990	2000	Southeast Massachusetts	2-0	1983	1984
Butler	7-0	1908	2008	Lipscomb	1-7	1971	2010	Southern California	0-2	1983	2015
Canisius	6-0	2007	2012	Long Beach State	0-3	1998	1998	Southern Illinois	10-7	1977	1994
Carson-Newman	1-3	1964	1967	Louisiana MTHS	1-0	1910	1910	Southern Miss	1-1	1998	1998
Central	12-7-1	1905	1912	Louisville	69-39-1	1925	2015	Southern Railway	1-0	1904	1904
Central Michigan	1-0	1995	1995	Louisville AC	0-1	1897	1897	Spring Hill	0-1	1984	1984
Centre	34-5	1896	1968	Louisville HS	4-1	1904	1912	St. John's	2-0	1988	2014
Charleston Southern	2-1	2000	2005	Louisville Male HS	1-0	1909	1909	St. Joseph's	2-1	1968	2014
Chattanooga	0-3	1969	1973	Louisville Manual HS	4-0	1910	1913	St. Leo	1-2	1978	1978
Cincinnati	59-29-2	1903	2015	LSU	27-47-1	1975	2015	St. Xavier	4-0	1983	1983
Cincinnati Law School	1-0	1912	1912	Maine	3-1	1989	1995	Stanford	0-2	1988	1988
The Citadel	3-3	1994	2003	Marietta College	1-0	1914	1914	Stephen F. Austin	0-1	1988	1988
Clemson	3-6	1950	1997	Marshall	30-11	1934	2013	Stetson	0-9-1	1965	2003
Cleveland State	4-2	1982	2007	Maryland	3-0	1983	2003	SW Presbyterian College	1-4	1903	1915
Clifton Forge	1-0	1906	1906	Maryville	2-3-1	1908	1959	Tampa	7-2	1976	1988
Coastal Carolina	3-4	1991	2013	Memphis	2-0	1995	2004	Tennessee	146-153	1909	2015
Columbus College	2-1	1970	1974	Mercer	2-3	1922	1992	Tennessee Tech	10-1	1949	2014
College of Charleston	0-2	2006	2011	Miami (Ohio)	22-15	1904	2011	Tennessee Wesleyan	0-1	1982	1982
Culver Military Institute	1-0	1912	1912	Michigan	4-13-1	1909	2008	Tennessee-Martin	5-0	2001	2007
Cumberland (Ky.)	3-2	1905	2005	Michigan State	2-2	1913	2013	Texas	0-1	1993	1993
Cumberland (Tenn.)	5-2-1	1915	1987	Middle Tennessee St.	10-11	1981	2011	Texas A&M	3-6	1989	2015
Davidson	1-0	1961	1961	Millersburg AC	1-0	1907	1907	Texas San-Antonio	1-0	2006	2006
Dayton	8-2	1969	2012	Minnesota	5-1	1927	1999	Toledo	6-0	1967	2005
Delaware	0-1	1974	1974	Mississippi	31-47	1925	2014	Transylvania	29-8	1896	1959
Depauw	8-2	1904	1920	Mississippi College	1-0	1980	1980	Troy	3-1	1996	2009
Duke	0-1-1	1910	1910	Mississippi State	37-57	1925	2015	Tusculum	1-0	2005	2005
Earlham	1-0	1908	1908	Missouri	5-5	1984	2015	UAB	4-3	1991	2003
East Carolina	0-1	1996	1996	MMI	1-1	1906	1907	UC Santa Barbara	1-2	2015	2015
East Tennessee State	2-1	1988	2004	The Mohawks	1-0	1903	1903	UNC Asheville	1-0	2013	2013
Eastern Connecticut	1-0	1983	1983	Monmouth	1-0	2010	2010	UNC-Wilmington	2-0	1996	2014
Eastern Illinois	1-1	2000	2003	Mount St. Mary's	1-0	2015	2015	Utah	0-1	2011	2011
Eastern Kentucky	66-25-1	1928	2013	Morehead State	45-26	1934	2015	USC Upstate	2-1	2013	2014
Eastern Michigan	22-6	1968	2014	Morris Harvey	2-0	1906	1973	Union	1-0	1991	1991
Eckerd	0-2	1977	1981	Murray State	16-6	1946	2015	Valparaiso	1-0	2012	2012
Elon	1-0	2013	2013	Navy	3-0	1995	2000	Valdosta State	0-2-1	1971	1973
Evansville	7-10	1982	2010	Nebraska	0-1	1994	1994	Vanderbilt	144-141-5	1905	2015
Fairfield	1-0	2008	2008	Nebraska-Omaha	2-0	2015	2015	Virginia	1-1	1906	2014
Florida	64-135-1	1953	2015	New Mexico	1-1	1991	1994	Virginia Tech	3-2	1924	2010
Florida Atlantic	2-4	1996	1999	New Mexico State	1-0	1998	1998	VMI	0-1	2014	2014
Florida Junior College	1-0	1978	1978	New Orleans	1-0	2009	2009	Wake Forest	0-4	1949	1950
Florida Southern	2-3	1973	1985	New York Tech	3-1	1983	1986	Washington	0-1	2001	2001
Florida State	1-2	1965	1977	Niagara	4-0	2013	2013	Washington & Lee	0-0-1	1906	1906
Fort Knox	0-1	1952	1952	NKSC	2-0	1972	1972	Washington State	0-3	1994	2002
Franklin College	1-2	1904	1908	Northeastern	1-0	2015	2015	West Florida	5-2	1984	1987
Fresno State	0-1	1994	1994	North Carolina	0-1	1910	1910	West Virginia	11-2	1981	2010
Furman	4-2	1967	2007	North Carolina State	1-3	1906	1993	West Virginia Wesleyan	0-1	1912	1912
George Mason	1-0	2005	2005	North Dakota State	3-0	2006	2006	Western Carolina	0-1	1998	1998
George Washington	1-0	2003	2003	North Florida	0-1	1995	1995	Western Kentucky	32-27	1926	2015
Georgetown (Ky.)	63-11	1903	2005	Northern Kentucky	11-0	1972	2015	Western Michigan	13-4	1973	2009
Georgia	93-130-1	1921	2015	Northern Iowa	1-0	2005	2005	Wilmington College	0-0-1	1913	1913
Georgia Southern	5-13	1956	1995	Northwestern	5-0	1991	2006	Winthrop	1-2	2001	2001
Georgia State	6-0	1971	1992	Notre Dame	7-3	1912	2006	Wisconsin	0-2	1931	1931
Georgia Tech	22-30	1923	1982	Oakland	3-0	2007	2008	Wisconsin Milwaukee	3-0	2007	2007
Grand Canyon	1-0	1991	1991	Oberlin	0-1	1913	1913	Wofford	2-1	1959	2012
Hanover	1-0	1913	1913	Oglethorpe	4-4-1	1923	1971	Wright State	11-7	1987	2014
Hawaii	0-3	1913	1915	Ohio	9-8	1915	2015	Xavier	33-8	1930	2015
Heidelberg	1-0	1913	1913	Ohio Dominican	2-0	1986	1987	Yale	1-0	2000	2000
Houston	0-1	2011	2011	Ohio State	4-9	1916	1999	Youngstown State	2-1	1988	2004

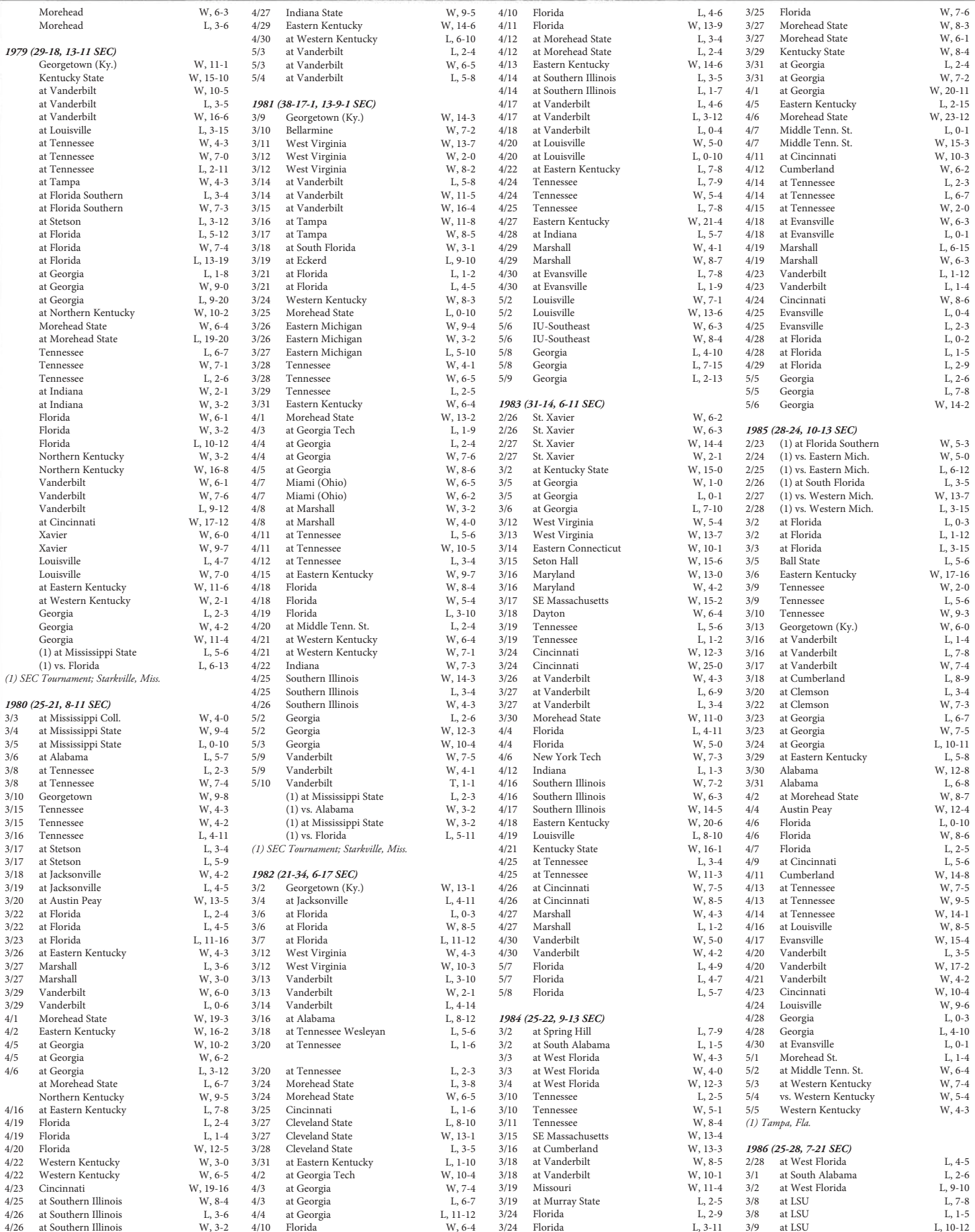
YEAR-BY-YEAR RESULTS

1896 (1-2)			4/6	MMI	L, 3-5		4/6	Georgetown College	W, 12-5		
4/3	Centre	L, 6-12	4/13	at Georgetown College	W, 1-0	1912 (12-5-1)	4/12	Hanover	n/a		
4/11	Kentucky University	W, 13-9	4/17	Kentucky University	W, 14-4		4/15	at Kentucky Wesleyan	W, 16-3		
4/25	at Kentucky Wesleyan	L, 7-27	4/20	Central	L, 2-4	4/13	Georgetown College	T, 7-7	Tennessee	L, 3-8	
1897 (0-3)			4/25	Millersburg AC	W, 3-0	4/15	Cincinnati Law School	W, 4-3	4/19	at Miami (Ohio)	n/a
3/31	Louisville AC	L, 11-18	5/11	Georgetown College	W, 1-0	4/17	at Central	L, 4-5	5/1	at Georgetown	W, 5-1
4/4	at Kentucky Wesleyan	L	5/16	Kentucky University	W, 8-1	4/20	at Louisville Manual HS	W, 4-0	5/14	Kentucky Wesleyan	W, 7-1
4/11	Kentucky University	L, 9-13	5/18	Georgetown College	W, 1-0	4/20	at Louisville HS	W, 5-1	5/11	Georgetown College	n/a
1898-1902 — records not available			5/22	Kentucky University	W, 8-1	4/22	at Culver Military Inst.	W, 6-2	5/15	at Maryville	n/a
			5/25	at Central	L, 3-4	4/23	at Notre Dame	L, 2-15	5/16	at Maryville	n/a
			5/28	Miami (Ohio)	W, 2-1	4/24	at Michigan	L, 4-6	5/25	at Tennessee	n/a
			6/1	at Central	W, 2-1	4/25	at Ohio Wesleyan	W, 5-2	5/26	at Tennessee	n/a
						4/26	at Cincinnati	W, 7-2			
1903 (9-4)						5/6	at Transylvania	W, 6-4	1919 (12-3)		
4/4	Kentucky University	W, 15-9	2908 (12-5-1)			5/9	West Virginia Wesleyan	L, 0-5	State Champions		
4/8	Boston Americans	L, 3-25	4/7	Maryville	T, 3-3	5/13	Georgetown College	W, 22-3	4/11	Georgetown College	W, 8-3
4/9	Boston Americans	L, 2-17	4/9	Maryville	L, 1-3	5/18	Transylvania	L, 7-9	4/18	Tennessee	W, 10-3
4/10	Central	W, 7-3	4/15	Transylvania	W, 4-0	5/23	Central	W, 9-0	4/19	Tennessee	W, 11-0
4/19	at Berea	W, 6-1	4/21	at Georgetown College	W, 6-0	5/27	Georgetown College	W, 7-4	4/25	Miami (Ohio)	L, 0-4
4/20	at Georgetown College	W, 7-1	4/27	at Earlham	W, 1-0	5/31	at Transylvania	W, 14-5	5/1	at Cincinnati	W, 11-8
4/23	The Mohawks	W, 12-2	4/28	at Butler	W, 9-0	1913 (3-5-1)			5/12	Miami (Ohio)	W, 7-5
4/25	at S. Kentucky Coll.	W, 12-9	4/29	at Depauw	L, 0-4	4/5	Michigan	L, 3-10		Cincinnati	W, 7-4
4/26	at S. Kentucky Coll.	W, 15-14	4/30	at Franklin	W, 4-1	4/12	Louisville Manual HS	W, 9-0	5/15	Barrow Unit 40 Team	W, 12-6
4/27	at S. Kentucky Coll.	W, 15-5	5/5	Central	L, 0-9	4/18	Hanover	W, 18-3	5/21	at Tennessee	W, 6-1
4/29	at SW Presbyterian	L, 2-9	5/8	Berea	W, 9-5	4/25	Oberlin	L, 2-3	5/22	at Tennessee	W, 11-3
4/30	at SW Presbyterian	L, 3-14	5/12	Depauw	W, 9-5	4/29	at Michigan	L, 1-11	5/23	at Vanderbilt	L, 0-1
5/9	Cincinnati	W, 3-1	5/14	Depauw	W, 9-1	4/30	at Michigan Agricultural	L, 2-6	5/24	at Vanderbilt	W, 13-1
1904 (7-10-1)			5/16	Georgetown College	W, 17-3	5/1	at Heidelberg	W, 8-0	5/29	Centre	W, 6-3
4/8	Central	W, 6-2	5/20	Transylvania	W, 8-1	5/2	at Wilmington	T, 4-4		Centre	L, 3-4
4/14	Southern Railway	W, 13-1	5/21	Transylvania	L, 4-6	5/23	Hawaii	L, 3-7	1920 (11-3)		
4/16	Franklin College	L, 4-10	5/23	at Central	W, 4-0				4/10	Michigan	L, 3-8
4/22	Cincinnati	W, 4-0	5/27	at Georgetown College	L, 4-5	4/3	Kentucky Sch. for Deaf	W, 13-3	4/16	Miami (Ohio)	W, 11-2
4/29	at Louisville HS	W, 7-0	5/30	Transylvania	W, 7-0	4/4	Michigan	L, 1-7	4/17	Centre	W, 12-2
4/30	at Louisville HS	L, 5-6	1909 (9-8)			4/8	Tennessee	W, 7-0	4/20	Depauw	W, 4-2
5/2	at Indiana	W	4/3	Louisville Male HS	W, 5-1	4/14	Illinois	W, 14-2	4/30	Tennessee	W, 3-0
5/3	at Depauw	L, 6-7 (12)	4/7	at Kentucky Wesleyan	W, 7-5	4/16	Miami (Ohio)	W, 8-7	5/1	Tennessee	W, 7-1
5/4	at Rose Polytechnic	L, 6-7	4/10	Michigan	L, 0-10	4/27	at Sewanee	W, 5-0	5/3	Cincinnati	W, 5-2
5/5	at Franklin	L, 2-6	4/16	Cincinnati	L, 1-8	4/28	at Sewanee	L, 2-11	5/6	at Cincinnati	L, 2-6
5/6	at Miami (Ohio)	L, 3-4	4/22	Transylvania	W, 11-6	4/29	at Alabama	W, 2-1	5/7	at Miami (Ohio)	W, 4-0
5/7	at Cincinnati	L, 7-10	4/24	Central	L, 0-1	4/30	at Alabama	L, 2-5	5/8	at Depauw	W, 14-6
5/10	Georgetown College	L, 1-7	4/26	Transylvania	W, 8-1	5/1	at Tennessee	W, 10-1	5/9	at Indiana State Normal	W, 14-2
5/12	Miami (Ohio)	W, 5-3	5/5	at Georgetown College	L, 3-4	5/2	at Tennessee	L, 2-6	5/10	at Indiana	L, 5-14
5/14	at Kentucky University	W, 5-4	5/8	Georgetown College	W, 5-3	5/16	Cincinnati	W, 8-2	5/15	Georgetown College	W, 6-3
5/18	Kentucky University	L, 9-11	5/12	at Central	L, 2-5	5/19	Hawaii	L, 2-4	5/25	at Centre	W, 6-1
5/21	at Central	T, 6-6 (8)	5/14	Berea	W, 7-2	5/20	Marietta College	W, 3-2	1921		
5/25	Kentucky University	L, 3-15	5/18	at Sewanee	W, 5-3				4/2	Georgetown	W, 5-2
1905 (10-8)			5/18	at Sewanee	W, 5-3				4/5	Kentucky Wesleyan	W, 9-2
3/8	Central	W, 6-2	5/22	at Tennessee	L, 1-6	4/7	Ohio University	L, 5-7	4/14	Cincinnati	L, 0-13
3/28	KMI	W, 7-4	5/22	at Tennessee	L, 4-9	4/16	at Tennessee	W, 12-0	4/16	at Cincinnati	n/a
3/31	KMI	W, 9-5	5/27	Miami (Ohio)	W, 3-1	4/17	at Tennessee	L, 7-8	4/22	Centre	W, 9-8
4/5	Rochester League	L, 1-8	5/29	Central	W, 6-1	4/23	Miami (Ohio)	W, 7-6	5/29	Georgia	n/a
4/8	at Central	W, 3-0	1910 (12-8-1)			4/24	Miami (Ohio)	L, 1-2	5/30	Georgia	L, 1-11
4/12	Kentucky University	L, 7-13	4/9	Manual HS	W, 11-4	4/30	Tennessee	W, 7-4	5/4	Vanderbilt	L, 4-9
4/14	Central	W, 8-3	4/9	Louisville HS	W, 8-2	5/1	Tennessee	W, 15-2	5/13	at Tennessee	L, 7-8
4/17	Cumberland	L, 4-10	4/11	at Transylvania	W, 18-4	5/3	at Cumberland	T, 2-2	5/16	at Vanderbilt	W, 7-5
4/18	Cumberland	W, 10-8	4/13	at Kentucky Wesleyan	W, 6-1	5/4	at Cumberland	L, 6-7	5/17	at Vanderbilt	W, 6-5
4/19	Cumberland	L, 2-3	4/16	Central	W, 10-4	5/5	at Cumberland	W, 4-0	5/21	at Cincinnati	W, 8-2
4/20	at Vanderbilt	L, 2-7	4/19	at N. Carolina A&M	L, 3-5	5/6	at SW Presbyterian Coll.	L, 2-3	5/23	at Kentucky Wesleyan	L, 6-7
4/21	at Vanderbilt	L, 6-8	4/20	at North Carolina	L, 0-1	5/7	at SW Presbyterian Coll.	L, 0-3	5/24	at Georgetown College	W, 8-3
4/22	at Vanderbilt	L, 4-8	4/21	at Trinity College	L, 2-5	5/8	at SW Presbyterian Coll.	W, 1-0	1922 (7-9)		
4/28	Kentucky University	W, 15-2	4/22	at Trinity College	T, 2-2	5/14	Hawaii	L, 4-6	4/1	Georgetown College	W, 8-2
4/29	at Berea	W, 12-4	4/23	at Tennessee	L, 12-15	5/21	Depauw	W, 3-2	4/8	Michigan	L, 1-9
5/6	at Indiana	L, 1-3	4/24	at Tennessee	L, 1-5	1916 (7-4)			4/14	Miami (Ohio)	W, 10-3
5/13	Kentucky University	W, 8-3	4/23	at Tennessee	W, 6-4	4/13	Ohio Wesleyan	W, 6-2	4/15	Ohio State	W, 10-6
5/18	Kentucky University	W, 5-2	4/27	Cincinnati	W, 15-3	4/14	Ohio Wesleyan	L, 3-4	4/22	at Centre	W, 10-9
1906 (12-2-1)			4/29	Louisiana MTHS	W, 9-3	4/18	at Georgetown College	W, 7-6	4/29	at Cincinnati	L, 10-18
4/5	Lexington AC	W, 6-3	4/30	at Georgetown College	W, 3-2	4/21	Ohio State	L, 4-16	5/2	Cincinnati	L, 12-14
4/7	KMI	W, 7-6	5/11	Central	L, 2-3	4/22	Ohio State	L, 4-9	5/5	at Vanderbilt	L, 6-10
4/14	Georgetown	W, 5-0	5/12	Kentucky Sch. for Deaf	W, 4-3	4/28	at Tennessee	L, 4-7	5/8	at Georgia	L, 0-1
4/19	Miami (Ohio)	W, 12-6	5/13	Georgetown College	L, 1-5	4/29	at Tennessee	W, 7-4	5/9	at Georgia	L, 7-11
4/21	MMI	W, 3-0	5/18	Depauw	W, 4-3	5/8	Georgetown College	W, 8-6	5/10	at Mercer	L, 0-9
4/25	at Georgetown College	W, 12-4	5/25	Georgetown College	L, 1-2	5/18	Depauw	W, 9-1	5/11	at Mercer	L, 5-6
4/27	Central	W, 5-4	5/28	Central	W, 4-0	5/19	Depauw	W, 4-2	5/13	Centre	W, 10-1
4/30	at Virginia	L, 2-7	1911 (11-2)			5/20	Centre	W, 3-1	5/16	at Georgetown College	L, 3-5
5/1	at Richmond	L, 2-3	4/1	Kentucky Wesleyan	W, 4-3	4/4	Tennessee	W, 1-0	5/18	Tennessee	W, 10-7
5/2	at N. Carolina A&M	W, 2-0	4/10	Michigan	L, 1-3	4/6	Miami (Ohio)	W, 5-1	5/19	Tennessee	W, 7-3
5/4	Washington & Lee	T, 5-5	4/14	at Transylvania	L, 1-3	4/9	Illinois	L, 0-2	1923 (4-7)		
5/5	at Clifton Forge	W, 6-4	4/22	at Georgetown College	W, 4-3	4/21	at Centre	W, 3-1	4/6	Notre Dame	W, 4-2
5/9	Morris Harvey	W, 8-4	4/27	Cincinnati	W, 7-6	4/24	at Georgetown College	W, 3-0	4/7	Michigan	L, 6-23
5/12	at Georgetown College	W, 8-0	4/29	at Manual HS	W	4/26	Centre	W, 5-3	4/12	Oglethorpe	L, 1-9
5/19	at Berea	W, 8-2	4/30	at Louisville HS	W	5/27	Indiana	W, 3-1	4/21	at Cincinnati	L, 0-2
1907 (12-3)			5/4	at Ohio Wesleyan	W				5/7	at Tennessee	W, 6-3
State Champions			5/6	at Cincinnati	W, 10-3	1917 (6-1)			5/8	at Tennessee	W, 6-1
3/23	Lexington AC	W, 5-2	5/17	Transylvania	W, 9-0	4/4	Tennessee	W, 1-0	5/9	at Oglethorpe	L, 2-2
3/29	Cincinnati	W, 5-4	5/20	Georgetown College	W, 9-0	4/6	Miami (Ohio)	W, 5-1			
3/30	Cincinnati	W, 22-2	5/20	Georgetown College	W, 6-0	4/9	Illinois	L, 0-2			
			5/29	Transylvania	W, 5-3	4/21	at Centre	W, 3-1			
						4/24	at Georgetown College	W, 3-0			
						4/26	Centre	W, 5-3			
						5/27	Indiana	W, 3-1			
						1918					

5/10 at Oglethorpe	L, 6-7	4/4 Ohio State	W, 8-6	5/23 Eastern Kentucky	W, 6-5	4/4 at Georgia	L, 4-6
5/11 at Georgia Tech	L, 5-9	4/5 Ohio State	L, 6-7			4/5 at Georgia Tech	W, 10-6
5/19 Centre	L, 5-6	4/14 at Ohio State	L, 0-5	1942 (7-6, 2-4 SEC)		4/6 at Georgia Tech	W, 14-9
5/22 at Georgetown College	W, 8-3	4/15 at Ohio State	L, 5-10 (7)	4/6 at Georgia Tech	L, 7-10	4/10 at Cincinnati	W, 8-6
1924 (8-5)		4/21 Illinois	W, 2-1	4/7 at Georgia Tech	L, 5-6	4/14 at Vanderbilt	W, 14-6
4/10 Indiana	W, 6-2	4/25 Vanderbilt	W, 8-4	4/8 at Vanderbilt	W, 9-6	4/15 at Vanderbilt	W, 2-1
4/12 Michigan	W, 9-8	4/26 Vanderbilt	L, 5-13	4/9 at Vanderbilt	L, 5-19	4/22 at Centre	W, 5-3
4/19 Cincinnati	W, 5-3	4/29 at Miami (Ohio)	L, 3-8	4/20 at Ohio State	W, 12-9	4/28 Georgia Tech	W, 7-2
4/24 Maryville	L, 0-3	4/30 at Cincinnati	T, 3-3 (13)	4/24 Tennessee	L, 5-11	5/3 Georgia	T, 3-3 (13)
4/24 Maryville	W, 13-10	5/5 Xavier	W, 16-4	4/25 Tennessee	W, 3-2	5/4 Georgia	W, 8-7
5/2 VPI	W, 8-2	5/22 Cincinnati	W, 7-2	5/2 at Eastern Kentucky	W, 3-1	5/5 Vanderbilt	W, 8-7
5/3 VPI	W, 4-2	1931 (5-9)		5/4 Cincinnati	L, 8-20	5/9 Cincinnati	W, 12-2
5/12 at Tennessee	L, 1-5	4/13 Wisconsin	L, 2-9	5/8 Vanderbilt	L, 4-5	5/12 Tennessee	W, 11-10
5/13 at Tennessee	W, 5-1	4/14 Wisconsin	L, 4-12	5/9 Vanderbilt	W, 10-8	5/13 Tennessee	W, 7-6
5/15 at Maryville	L, 1-7	4/16 Michigan	W, 10-5	5/16 Eastern Kentucky	W, 10-8	5/19 at Tennessee	W, 5-4
5/16 at Vanderbilt	L, 9-11	4/18 at Xavier	W, 8-4	5/17 at Cincinnati	W, 5-4	5/20 at Tennessee	W, 9-5
5/17 at Vanderbilt	L, 2-7	4/23 at Miami (Ohio)	L, 6-7	1943-45 — no team fielded due to WWII		5/22 (1) at Alabama	L, 1-4
5/31 Centre	W, 7-0	4/27 at Vanderbilt	L, 7-8	1946 (1-5)		5/23 (1) at Alabama	L, 0-13
1925 (4-9)		4/28 at Vanderbilt	W, 2-1	4/27 Georgetown	W, 19-0	5/26 (1) Alabama	W, 14-3
4/9 at Georgetown College	W, 11-1	4/29 at Alabama	L, 3-18	5/8 at Eastern Kentucky	L, 1-4	5/27 (1) Alabama	L, 1-9
4/11 Michigan	L, 5-18	5/1 at Mississippi A&M	W, 7-3	5/11 Murray State	L, 8-9	(2) vs. Wake Forest	W, 4-2
4/13 at Louisville	W, 8-2	5/2 at Mississippi A&M	L, 3-17	5/24 Ohio University	L, 2-9	(2) vs. Wake Forest	L, 2-9
4/18 Georgetown College	W, 22-4	5/8 Vanderbilt	L, 5-6	5/24 Ohio University	L, 4-12	<i>(1) SEC Championship Playoff</i>	
4/30 Georgia Tech	L, 3-4	5/9 Vanderbilt	W, 14-7	5/26 at Ohio University	L, 0-21	<i>(2) NCAA Tournament District III; Charlotte, N.C.</i>	
5/4 Alabama	L, 3-9	5/16 Xavier	L, 3-4	1947 (7-9, 4-4 SEC)		1951 (8-10-1, 5-9-1 SEC)	
5/5 Alabama	L, 5-10	1932-33 — no team fielded		4/15 Xavier	L, 15-18	3/30 at Vanderbilt	T, 10-10 (9)
5/11 at Alabama	L, 4-5	1934 (1-10, 0-2 SEC)		4/22 Cincinnati	L, 3-6	3/31 at Vanderbilt	W, 15-13
5/12 at Alabama	L, 2-8	4/13 at Mississippi State	L, 7-9	4/28 Eastern Kentucky	L, 4-13	4/2 at Georgia	L, 3-5 (7)
5/13 at Mississippi A&M	L, 0-9	4/14 at Mississippi State	L, 4-11	5/2 at Murray State	L, 7-9	4/3 at Georgia	L, 0-9*
5/14 at Mississippi A&M	L, 3-9	4/21 Eastern Normal	W, 14-5	5/3 at Vanderbilt	W, 5-3	4/6 Vanderbilt	W, 17-5
5/15 at Mississippi	W, 8-0	4/25 Louisville	W, 0-6	5/3 at Vanderbilt	L, 2-3	4/11 Georgia	W, 8-4 (7)
1926 (5-5-2)		4/28 at Eastern Normal	L, 2-4	5/6 Georgetown College	W, 12-2	4/12 Georgia	L, 10-13 (7)
4/10 Michigan	L, 8-13	5/2 at Marshall	L, 4-10	5/9 at Tennessee	L, 2-12	4/13 Georgia Tech	W, 4-3 (8)
4/17 Georgetown College	W, 10-0	5/3 at Morehead Normal	L, 9-10	5/10 at Tennessee	L, 2-3	4/14 Georgia Tech	L, 4-5 (8)
4/27 Cincinnati	T, 10-10	5/5 Cincinnati	L, 0-3	5/14 at Cincinnati	L, 5-6	4/20 Centre	W, 13-0
4/29 at Western Normal	T, 9-9	5/11 at Cincinnati	L, 2-3	5/17 Vanderbilt	W, 8-0	4/21 at Cincinnati	L, 2-18
4/30 at Vanderbilt	L, 7-9	5/17 Marshall	L, 2-6	5/17 Vanderbilt	W, 5-0	4/28 at Centre	W, 19-2
5/1 at Vanderbilt	L, 6-9	5/19 at Louisville	L, 6-7	5/20 at Georgetown	W, 6-2	5/4 Tennessee	L, 0-8
5/8 at Centre	W, 9-0	1935-38 — no team fielded		5/23 Tennessee	L, 5-6	5/5 Tennessee	L, 2-9
5/17 Mississippi A&M	W, 6-2	1939 (5-7, 3-3 SEC)		5/24 Tennessee	W, 6-2	5/7 Cincinnati	W, 12-7
5/18 Mississippi A&M	W, 12-1	4/14 at Vanderbilt	L, 3-10	5/28 at Eastern Kentucky	W, 12-2	5/11 at Tennessee	L, 1-2
5/22 Centre	W, 19-5	4/15 at Vanderbilt	L, 6-7	1948 (9-7, 9-7 SEC)		5/12 at Tennessee	L, 2-11
5/28 Georgia	L, 7-11	4/19 Eastern Kentucky	L, 4-6	4/16 Vanderbilt	L, 1-5	5/14 Georgia Tech	L, 11-16
5/29 Georgia	L, 2-16	4/22 Tennessee	W, 18-5	4/17 Vanderbilt	L, 6-12	5/15 Georgia Tech	W, 9-8
1927 (6-7)		4/29 Cincinnati	W, 8-4	4/23 Georgia	W, 12-10	<i>Note: Game forfeited by Kentucky.</i>	
4/4 Kentucky Wesleyan	L, 0-7	5/3 at Xavier	L, 8-9	4/24 Georgia	L, 2-26	1952 (8-7, 6-6 SEC)	
4/11 at Georgia Tech	W, 3-2	5/5 at Eastern Kentucky	L, 5-6	4/26 at Vanderbilt	L, 9-10	4/8 Centre	W, 10-7
4/12 at Georgia Tech	W, 7-5	5/9 at Cincinnati	L, 5-8	4/27 at Vanderbilt	W, 7-0	4/11 Vanderbilt	W, 11-8
4/13 at Georgia	W, 15-6	5/12 Vanderbilt	W, 5-4	5/1 at Georgia Tech	W, 8-5	4/12 Vanderbilt	W, 8-6
4/14 at Georgia	W, 7-6	5/13 Vanderbilt	W, 4-2	5/2 at Georgia Tech	L, 6-18	4/16 at Georgia	W, 6-3
4/23 Notre Dame	W, 3-2 (10)	5/16 Xavier	W, 24-9	5/7 Georgia Tech	W, 5-4	4/17 at Georgia	L, 5-9
4/25 Minnesota	L, 1-6	5/20 at Tennessee	L, 6-7	5/8 Georgia Tech	L, 8-12	4/18 at Georgia Tech	L, 11-25
5/2 at Louisville	W, 12-2	1940 (6-8, 3-5 SEC)		5/14 Tennessee	W, 14-1	4/19 at Georgia Tech	L, 5-6
5/5 Tennessee	L, 0-6	4/5 Ohio State	L, 1-9	5/15 Tennessee	W, 6-1	4/23 at Vanderbilt	W, 8-7 (7)
5/6 at Tennessee	W, 9-5	4/6 Ohio State	L, 4-10	5/19 at Georgia	L, 9-13	4/26 Fort Knox	L, 3-5
5/9 at Centre	L, 4-11	4/24 Xavier	W, 9-8	5/20 at Georgia	W, 11-6	4/28 Alabama	L, 2-3 (10)
5/11 Louisville	L, 4-8	4/26 Tennessee	W, 9-8	5/21 at Tennessee	W, 15-7	4/29 Alabama	W, 9-6
5/16 Centre	L, 4-10	4/27 Tennessee	L, 4-17	5/22 at Tennessee	W, 11-3	5/2 at Tennessee	L, 1-4
1928 (7-6-1)		5/3 at Vanderbilt	L, 2-5	1949 (15-10, 11-5 SEC)		5/3 at Tennessee	W, 10-3
4/2 at Georgia	L, 0-9	5/4 at Vanderbilt	L, 6-9	4/9 at Georgia Tech	W, 14-7	5/9 Tennessee	L, 5-14
4/3 at Georgia	L, 1-6	5/7 Eastern Kentucky	W, 11-10	4/10 at Georgia Tech	W, 9-8	5/13 vs. Georgetown	W, 9-6
4/4 at Oglethorpe	L, 5-7	5/10 Vanderbilt	L, 6-7	4/15 at Vanderbilt	W, 4-2	1953 (7-11, 5-9 SEC)	
4/5 at Oglethorpe	T, 4-4	5/11 Vanderbilt	L, 3-16	4/16 at Tennessee Tech	W, 10-8	4/3 at Florida	L, 0-10
4/6 at Tennessee	L, 3-5	5/16 Cincinnati	W, 9-1	4/22 Georgia	W, 10-7	4/4 at Florida	L, 3-9
4/9 Illinois	L, 4-7	5/21 at Tennessee	W, 8-7	4/23 Georgia	W, 3-2	4/6 at Georgia	L, 1-7
4/14 Centre	W, 13-0	5/22 at Tennessee	W, 19-5	4/25 Vanderbilt	L, 12-13	4/7 at Georgia	L, 4-11
4/24 Minnesota	W, 3-2	5/27 at Xavier	L, 0-4	4/26 Vanderbilt	W, 7-2	4/11 Eastern Kentucky	L, 10-11 (10)
4/28 Vanderbilt	L, 4-6	1941 (8-11, 3-10 SEC)		4/27 Tennessee	W, 11-6	4/13 Florida	L, 7-10
5/1 at Louisville	W, 12-4	4/11 Georgia Tech	L, 5-12	5/7 Georgia Tech	L, 14-18	4/14 Florida	L, 2-12
5/5 at Pressman Home	W, 10-6	4/12 Georgia Tech	W, 13-10	5/13 Tennessee	W, 9-1	4/20 at Vanderbilt	W, 9-6
5/9 Louisville	W, 13-2	4/18 at Vanderbilt	L, 1-7	5/14 Tennessee	W, 5-4	4/21 at Vanderbilt	W, 10-7 (11)
5/12 Eastern Normal	W, 21-0	4/19 at Vanderbilt	L, 3-9	5/18 at Georgia	W, 8-3	4/24 Tennessee	L, 0-3
5/14 Centre	W, 8-0	4/20 at Alabama	L, 3-7	5/19 at Georgia	L, 0-15	4/28 Georgetown College	W, 7-1
1929 (9-1-1)		4/21 at Alabama	L, 2-28	5/20 at Tennessee	W, 4-2	5/1 Georgia Tech	W, 14-3
4/13 Louisville	W, 3-0	4/23 at Mississippi	L, 1-8	5/21 at Tennessee	W, 4-3	5/2 Georgia Tech	L, 3-14
4/18 Minnesota	W, 5-1	4/26 at Tennessee	W, 4-2	5/22 (1) Mississippi State	L, 5-7	5/4 at Tennessee	L, 0-1
4/20 at Centre	W, 10-3	5/2 at Eastern Kentucky	W, 11-6	(2) vs. Wake Forest	L, 3-5	5/5 at Tennessee	W, 2-0
4/26 at Vanderbilt	W, 16-11	5/6 at Cincinnati	L, 5-6	(2) vs. Richmond	W, 2-0	5/6 Vanderbilt	W, 4-3
4/27 at Vanderbilt	L, 3-8	5/9 Vanderbilt	W, 5-2	(2) vs. Mississippi State	W, 2-0	5/9 Transylvania	W, 16-0
5/1 Centre	W, 7-3	5/10 Vanderbilt	L, 6-8	(2) vs. Wake Forest	L, 0-8	5/12 Eastern Kentucky	L, 4-5
5/10 Tennessee	W, 11-1	5/12 at Ohio State	L, 3-4	<i>(1) SEC Championship Playoff</i>		1954 (9-10, 4-10 SEC)	
5/11 Tennessee	W, 5-4 (10)	5/14 at Ohio State	W, 6-2	<i>(2) NCAA Tournament District III; Charlotte, N.C.</i>		4/2 at Eastern Kentucky	W, 8-7
5/16 at Louisville	T, 0-0 (15)	5/16 Tennessee	L, 6-15	1950 (16-7-1, 11-2 SEC)		4/3 at Transylvania	W, 11-0
5/24 at Cincinnati	W, 4-3	5/17 Tennessee	W, 6-3	4/3 at Georgia	L, 2-5	4/9 Georgia	L, 6-7
5/25 Cincinnati	W, 5-3	5/20 Cincinnati	W, 5-3			4/10 Georgia	L, 3-12
1930 (6-5-1)						4/12 at Vanderbilt	L, 0-9
3/31 Miami (Ohio)	W, 3-2					4/13 at Vanderbilt	W, 11-7
						4/17 at Georgia Tech	L, 0-9
						4/17 at Georgia Tech	W, 4-3

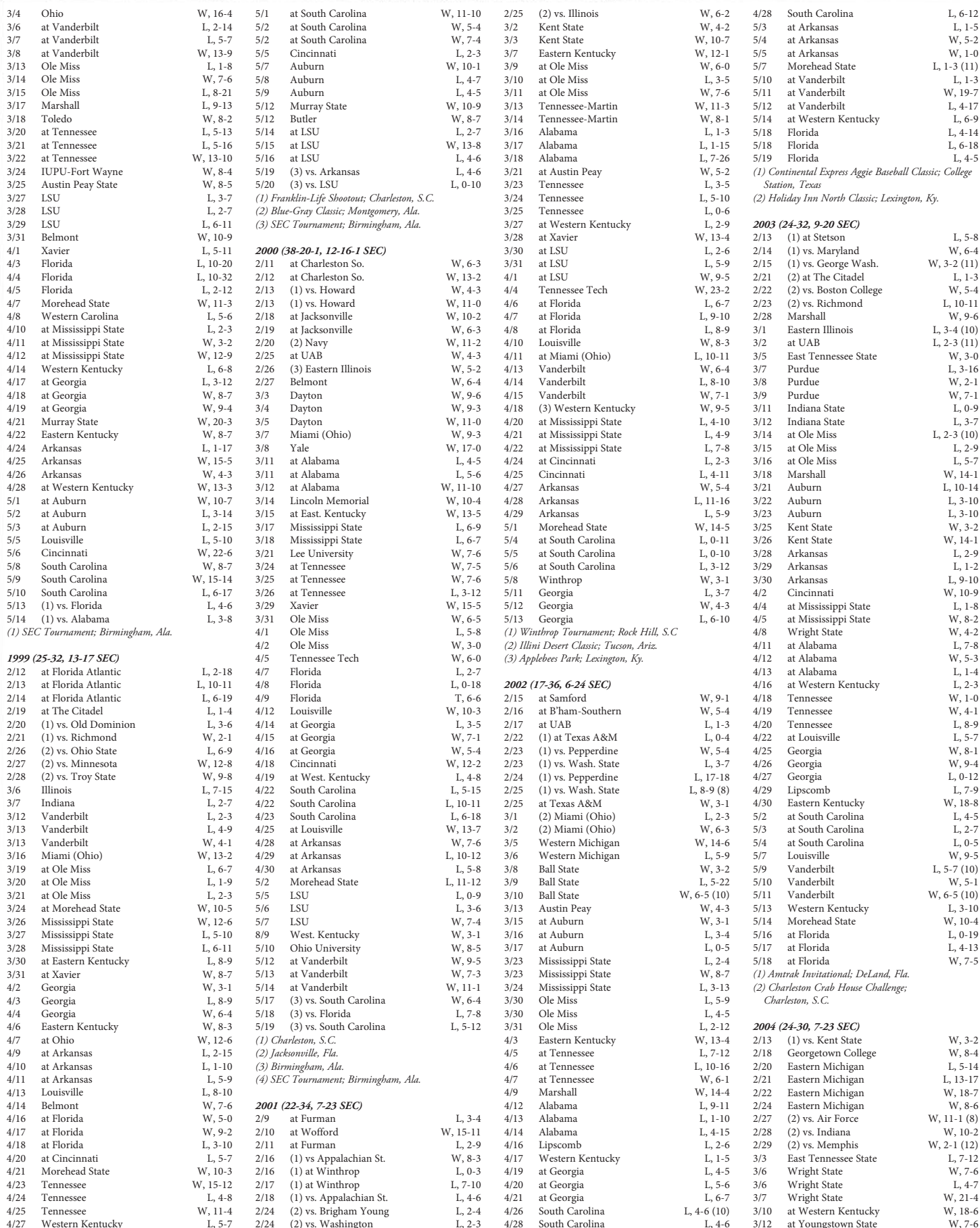
4/19 at Georgia	L, 5-6	5/17 Eastern Kentucky	L, 5-10	4/17 Eastern Kentucky	W, 9-4	4/2 Tennessee	L, 4-13
4/20 at Georgia	L, 0-5	5/19 at Georgetown College	L, 7-8 (11)	4/20 Tennessee	W, 12-8	4/4 Bellarmine	W, 4-3
4/26 Vanderbilt	L, 5-7			4/21 Tennessee	L, 2-10	4/6 Eastern Kentucky	W, 5-0
4/27 Vanderbilt	L, 4-8	1959 (18-8, 9-5 SEC)		4/25 Florida	L, 1-5	4/9 at Vanderbilt	W, 9-3 (7)
4/30 at Centre	W, 7-4	3/23 at Georgia Teachers	L, 2-3	4/26 Florida	L, 1-9	4/9 at Vanderbilt	W, 7-1 (7)
5/4 Tennessee	L, 6-10 (7)	3/24 at Georgia Teachers	W, 8-0	4/27 Auburn	L, 0-5	4/15 at Tennessee	L, 2-3
5/4 Tennessee	W, 4-2 (7)	3/25 at South Carolina	W, 12-7	4/28 Auburn	W, 7-4	4/15 at Tennessee	L, 4-9
5/7 at Tennessee	L, 1-6	3/26 at South Carolina	L, 1-2	4/30 at Tennessee	W, 5-4 (11)	4/21 at Centre	W, 4-0
5/8 at Tennessee	W, 4-0	3/27 at Wofford	L, 9-14	5/1 at Tennessee	L, 3-4 (7)	4/22 Vanderbilt	L, 2-4
5/10 Transylvania	W, 10-3	3/28 at Maryville	W, 6-2	5/1 at Tennessee	L, 1-6 (7)	4/23 Vanderbilt	W, 14-4
5/12 Eastern Kentucky	W, 7-3	3/31 Transylvania	W, 16-4	5/4 Vanderbilt	W, 17-2	4/25 Florida	L, 5-9
		4/3 Georgia	W, 5-4	5/5 Vanderbilt	W, 7-4	4/29 Auburn	W, 2-1
		4/4 Georgia	L, 2-4	5/5 Vanderbilt	W, 10-4		
1955 (2-13, 0-12 SEC)		4/4 Georgia	W, 5-2			1967 (14-16, 8-9 SEC)	
4/1 Georgetown	W, 15-8	4/7 Eastern Kentucky	W, 7-4	1963 (11-11, 8-10 SEC)		3/11 at Carson-Newman	L, 4-5
4/4 Eastern Kentucky	W, 5-4	4/10 Tennessee	L, 3-5	3/29 Vanderbilt	W, 4-3	3/11 at Carson-Newman	L, 5-8
4/8 at Georgia Tech	L, 0-17	4/11 Tennessee	W, 2-0	3/30 Vanderbilt	W, 2-1 (5)	3/13 at Florida	L, 0-1
4/9 at Georgia Tech	L, 3-21	4/17 at Vanderbilt	W, 14-7	4/1 Eastern Kentucky	W, 6-1	3/13 at Florida	L, 0-1
4/12 at Tennessee	L, 0-10	4/18 at Vanderbilt	W, 4-3	4/2 Centre	W, 5-0	3/14 at Florida	L, 3-8
4/12 at Tennessee	L, 2-21	4/24 at Georgia Tech	W, 4-1	4/2 Centre	W, 6-3	3/15 at South Carolina	L, 0-4
4/16 Bellarmine	L, 10-9	4/25 at Georgia Tech	L, 4-5	4/5 at Tennessee	W, 9-3	3/16 at Furman	W, 4-3
4/22 at Vanderbilt	L, 3-17	4/25 at Georgia Tech	L, 1-15	4/6 at Tennessee	L, 7-12	3/17 at Clemson	L, 1-4
4/23 at Vanderbilt	L, 8-9	4/28 at Eastern Kentucky	W, 14-9	4/8 at Georgia Southern	L, 3-4	3/18 at Clemson	L, 0-9
4/29 Georgia Tech	L, 3-13	4/29 Bellarmine	W, 14-0	4/9 at Florida	L, 2-7	3/24 Georgetown College	W, 2-1
4/30 Georgia Tech	L, 2-10	5/1 at Tennessee	L, 1-8	4/10 at Florida	L, 4-9	3/25 Toledo	W, 5-4
5/6 Vanderbilt	L, 3-9	5/2 at Tennessee	W, 9-2	4/12 at Auburn	L, 6-13	3/27 Ohio University	L, 2-4
5/7 Vanderbilt	L, 4-12	5/4 at Bellarmine	W, 6-3	4/13 at Auburn	L, 2-14	3/31 at Tennessee	W, 4-1
5/7 Vanderbilt	L, 4-8	5/6 Transylvania	W, 10-3	4/19 Tennessee	L, 5-7	4/1 at Tennessee	W, 3-1
		5/8 Vanderbilt	W, 9-0	4/20 Tennessee	W, 5-3	4/4 Bellarmine	W, 7-0
		5/8 Vanderbilt	W, 4-0	4/20 Tennessee	W, 10-2	4/5 Centre	W, 15-2
1956 (4-18, 1-12 SEC)		1960 (18-8, 9-7 SEC, 9-7 SEC)		4/24 Georgia Tech	W, 13-10	4/7 at Vanderbilt	W, 7-2
3/26 at Georgia Teachers	L, 5-8			4/25 Georgia Tech	L, 3-5	4/8 at Vanderbilt	L, 4-6
3/27 at Georgia Teachers	L, 5-14	3/30 Eastern Kentucky	W, 7-5	4/26 Georgia	W, 10-9	4/10 at Auburn	L, 1-4
3/28 at Jacksonville NAS	L, 0-12 (7)	4/1 Tennessee	W, 9-8	4/27 Georgia	L, 2-6	4/10 at Auburn	W, 3-2
3/29 at Jacksonville NAS	W, 7-3 (5)	4/2 Tennessee	W, 11-3	5/3 at Vanderbilt	L, 2-8	4/11 at Auburn	L, 0-2
3/30 at Florida	L, 1-7 (7)	4/4 Centre	W, 10-5	5/4 at Vanderbilt	W, 5-0	4/14 Tennessee	L, 6-7
3/30 at Florida	L, 5-16	4/6 Georgetown	W, 6-2	5/4 at Vanderbilt	L, 4-9	4/15 Tennessee	L, 0-2
3/31 at Florida	L, 1-7	4/8 at Georgia Tech	W, 11-10			4/18 Western Kentucky	L, 7-9
4/2 at Mercer	L, 3-4	4/9 at Georgia Tech	L, 3-4	1964 (16-7, 10-5 SEC)		4/22 Vanderbilt	W, 3-0
4/3 at Georgia	L, 0-9 (7)	4/11 at Georgia Southern	L, 8-15	3/17 at Georgia	W, 9-8 (7)	4/22 Vanderbilt	W, 11-3
4/3 at Georgia	L, 0-15	4/12 at Georgia Southern	W, 8-7	3/17 at Georgia	L, 2-3 (7)	4/25 at Eastern Kentucky	W, 5-0
4/4 at Georgia	L, 5-13	4/13 at Georgia	L, 9-13	3/18 vs. Carson-Newman	W, 7-0 (7)	4/28 Georgia	W, 6-1
4/10 Transylvania	L, 4-7 (8)	4/14 at Georgia	W, 12-11	3/19 vs. South Carolina	L, 1-8 (8)	4/28 Georgia	L, 1-4
4/13 at Tennessee	L, 3-6	4/16 at Vanderbilt	L, 8-9	3/20 vs. Carson-Newman	L, 1-8 (8)	4/29 Georgia	W, 3-1
4/14 at Tennessee	L, 1-7	4/16 at Vanderbilt	L, 3-4	3/27 at Vanderbilt	W, 9-2		
4/20 Auburn	L, 6-25	4/18 Morehead State	W, 13-5	4/3 Tennessee	W, 10-4 (8)	1968 (9-16, 6-9 SEC)	
4/21 Auburn	L, 10-19 (7)	4/22 at Tennessee	W, 6-5	4/4 Tennessee	W, 18-7	3/22 at Georgia	L, 1-5
4/21 Auburn	L, 5-10 (7)	4/23 at Tennessee	W, 6-5	4/11 at Centre	W, 7-0 (7)	3/26 Cincinnati	L, 0-1
4/27 at Transylvania	W, 14-7	4/23 at Tennessee	W, 4-1	4/11 at Centre	W, 8-0 (7)	3/27 at Centre	W, 17-4
5/4 Tennessee	L, 2-3	4/26 Transylvania	W, 24-3	4/14 Eastern Kentucky	W, 8-1	3/29 Tennessee	L, 3-4
5/5 Tennessee	W, 12-11	4/29 Auburn	L, 2-7	4/15 Georgetown College	W, 12-2	3/30 Tennessee	L, 3-8
5/9 Eastern Kentucky	L, 3-7	4/30 Auburn	L, 5-7	4/17 at Tennessee	W, 5-2	4/1 at Miami (Ohio)	L, 0-2
5/12 at Eastern Kentucky	W, 6-1	5/2 Florida	W, 6-5	4/18 at Tennessee	L, 1-3 (7)	4/5 at Vanderbilt	L, 1-2
		5/3 Florida	L, 5-13	4/18 at Tennessee	L, 1-2 (8)	4/6 at Vanderbilt	W, 4-3
1957 (6-18, 2-14 SEC)		5/4 at Morehead State	W, 13-6	4/22 Florida	W, 5-4	4/9 Eastern Kentucky	L, 2-14
3/29 Florida	L, 0-22	5/6 Vanderbilt	W, 3-1	4/23 Florida	L, 5-6	4/11 St. Joseph's	L, 12-13
3/30 Florida	W, 6-5	5/9 at Centre	W, 7-0	4/24 Auburn	W, 2-1	4/12 Tennessee	L, 0-6
3/30 Florida	W, 4-0	5/13 at Eastern Kentucky	W, 7-2	4/25 Auburn	W, 5-4	4/13 Tennessee	L, 2-6
4/5 at Georgia Tech	L, 5-6			4/28 at Eastern Kentucky	W, 6-1	4/16 Eastern Michigan	L, 7-10 (10)
4/6 at Georgia Tech	L, 4-13	1961 (17-8, 10-6 SEC)		5/1 Vanderbilt	W, 8-3	4/17 Port Huron	W, 5-0
4/6 at Georgia Tech	L, 7-9	3/25 Xavier	W, 3-2 (7)	5/2 Vanderbilt	L, 2-3 (7)	4/18 Adrian	W, 13-3
4/12 Tennessee	L, 1-12	3/25 Xavier	W, 5-1 (7)	5/2 Vanderbilt	W, 2-1 (7)	4/19 Auburn	W, 5-4
4/12 Tennessee	L, 0-7	3/27 Morehead	W, 12-0			4/19 Auburn	W, 16-9
4/19 at Auburn	L, 5-12	4/1 at Georgia Southern	W, 3-1 (7)	1965 (12-10, 7-7 SEC)		4/20 Auburn	W, 3-0
4/20 at Auburn	L, 0-1	4/1 at Georgia Southern	L, 1-2 (7)	3/15 at Stetson	L, 4-7	4/23 Marshall	L, 2-5
4/20 at Auburn	L, 8-10	4/3 (1) vs. Davidson	W, 18-6 (6)	3/16 at Florida	L, 0-2	4/26 Vanderbilt	W, 6-0
4/22 at Vanderbilt	L, 3-9	4/4 at Jacksonville	L, 1-8	3/17 at Florida	L, 1-25	4/27 Vanderbilt	W, 8-3
4/23 at Vanderbilt	L, 4-8	4/5 at Florida	W, 8-1	3/18 at Florida State	L, 0-2 (6)	4/30 Georgetown	L, 4-5
4/26 Georgia	L, 3-17	4/6 at Florida	L, 4-6	3/19 at Auburn	L, 4-5	5/3 Florida	L, 1-2
4/27 Georgia	L, 5-12	4/7 at Auburn	L, 4-17	3/20 at Auburn	L, 6-11	5/3 Florida	L, 2-3
4/27 Georgia	L, 0-8	4/8 at Auburn	L, 5-7	3/27 at Vanderbilt	W, 6-5 (7)	5/4 Florida	L, 3-13
4/30 Georgetown College	W, 6-5	4/14 Vanderbilt	W, 4-1	3/27 at Vanderbilt	L, 0-3 (7)		
5/3 at Tennessee	L, 0-9	4/15 Vanderbilt	W, 6-3	3/30 Eastern Kentucky	W, 11-4	1969 (15-19, 7-9 SEC)	
5/4 at Tennessee	L, 7-11	4/20 at Centre	W, 7-1	4/2 at Tennessee	L, 1-4	3/15 at Chattanooga	L, 0-4
5/7 Eastern Kentucky	W, 6-4	4/21 Tennessee	W, 3-0	4/3 at Tennessee	L, 0-7 (6)	3/17 at Oglethorpe	W, 8-2
5/9 at Transylvania	W, 11-7	4/21 Tennessee	W, 4-3	4/6 Xavier	L, 1-4	3/19 vs. VPI	L, 1-5
5/14 Transylvania	W, 19-2	4/25 at Eastern Kentucky	W, 15-3	4/8 Bellarmine	W, 11-4	3/19 at Georgia Southern	L, 1-7
5/17 at Georgetown College	L, 4-7	4/26 Georgia	W, 5-2	4/10 Centre	W, 24-0 (7)	3/20 vs. VPI	L, 2-9
		4/27 Georgia	W, 5-2	4/10 Centre	W, 3-2 (7)	3/20 at Georgia Southern	W, 2-1
1958 (8-9, 5-4 SEC)		4/28 Georgia Tech	W, 16-15 (10)	4/13 at Eastern Kentucky	W, 13-12	3/21 vs. Rutgers	W, 5-1
3/29 Georgetown College	W, 9-3	4/29 Georgia Tech	W, 15-0	4/16 Tennessee	W, 5-0	3/21 at Georgia Southern	L, 4-7
4/1 Georgetown College	W, 12-4	5/3 at Tennessee	L, 1-3	4/17 Tennessee	W, 4-3	3/22 vs. Rutgers	L, 2-3
4/4 at Georgia	L, 4-7	5/4 at Tennessee	L, 3-11	4/28 Georgia	W, 10-3	3/22 at Georgia Southern	L, 1-15
4/12 at Tennessee	W, 2-1	5/5 at Vanderbilt	L, 8-9	4/29 Georgia	W, 11-3	3/28 at Tennessee	L, 3-8
4/12 at Tennessee	W, 7-3	5/6 at Vanderbilt	W, 9-2	4/30 Vanderbilt	W, 1-0	4/1 at Miami (Ohio)	L, 1-4
4/15 at Eastern Kentucky	L, 0-12			5/1 Vanderbilt	W, 12-3	4/3 St. Joseph's	W, 4-2
4/18 Vanderbilt	L, 4-8	1962 (12-7-1, 9-7 SEC)				4/4 Vanderbilt	W, 4-1
4/19 Vanderbilt	W, 7-6	4/3 at Eastern Kentucky	W, 6-3	1966 (8-10, 5-7 SEC)		4/5 Vanderbilt	W, 3-1
4/23 Louisville	L, 2-3	4/7 at Georgia Tech	W, 4-3 (8)	3/12 at Georgia Southern	L, 0-8	4/7 Eastern Michigan	W, 3-1
4/25 Georgia Tech	L, 2-3	4/7 at Georgia Tech	L, 4-6 (7)	3/22 Xavier	L, 2-3 (12)	4/8 Georgetown College	L, 2-4
4/26 Georgia Tech	W, 7-5 (7)	4/9 at Oglethorpe	W, 6-0	3/25 at Georgia	L, 6-7 (10)	4/11 Tennessee	L, 0-7
5/3 Tennessee	W, 15-5	4/10 at Georgia	W, 8-6	3/26 at Georgia	W, 5-4	4/12 Tennessee	W, 5-4
5/3 Tennessee	L, 0-1	4/13 at Vanderbilt	T, 12-12	3/29 at Eastern Kentucky	L, 6-13	4/15 Kentucky Wesleyan	W, 4-2
5/12 Transylvania	W, 6-1	4/14 at Vanderbilt	W, 15-9	4/1 Tennessee	L, 8-11	4/18 at Florida	L, 1-6
5/15 at Louisville	L, 4-10						

4/18 at Florida	L, 2-6	4/22 Tennessee	L, 2-3	from 1975-78 in UK records. No dates are given from 1976-79 in most games.	5/10 vs. Tennessee	W, 8-5
4/19 at Florida	L, 2-9	4/24 Bellarmine	W, 10-1		5/16 Auburn	W, 7-6
4/21 Dayton	W, 9-2	4/26 at NKSC	W, 8-0		5/16 Auburn	L, 0-6
4/22 at Marshall	L, 1-4	4/28 at Georgia	W, 4-2	1975 (20-23, 7-8 SEC)	5/17 Auburn	L, 6-14
4/25 at Vanderbilt	W, 4-2	4/28 at Georgia	W, 9-2			
4/26 at Vanderbilt	L, 1-5	4/29 at Georgia	L, 3-7			
4/28 at Auburn	W, 4-2	5/3 NKSC	W, 5-1			
4/29 at Auburn	L, 2-12	5/4 Cincinnati	L, 3-4			
5/2 Georgia	W, 3-1	5/5 at Tennessee	L, 2-9			
5/2 Georgia	W, 4-3	5/6 at Tennessee	W, 4-1			
5/3 Georgia	L, 4-12					
1970 (8-18, 2-12 SEC)						
3/14 at Chattanooga	L, 1-2	3/16 at Florida Southern	L, 5-6			
3/16 at Columbus	L, 0-5	3/17 at Florida Southern	L, 5-7			
3/17 at Columbus	W, 14-6	3/19 at Florida	W, 2-1			
3/18 at Oglethorpe	W, 10-7	3/19 at Florida	W, 3-0			
3/20 at Vanderbilt	L, 6-18	3/20 at Florida	L, 0-9			
3/21 at Vanderbilt	W, 3-2	3/21 Valdosta State	L, 2-6			
3/27 at Georgia	L, 3-4	3/22 David Lipscomb	T, 1-1			
3/28 at Georgia	L, 7-9	3/22 David Lipscomb	L, 0-2			
4/3 Vanderbilt	W, 3-0	3/22 David Lipscomb	L, 0-4			
4/4 Vanderbilt	L, 2-6	3/23 at Vanderbilt	L, 2-5			
4/7 Bellarmine	W, 12-0	3/24 at Vanderbilt	L, 0-22			
4/8 at Dayton	L, 1-2	3/26 at Morris Harvey	W, 6-1			
4/10 at Tennessee	L, 0-7	4/2 Vanderbilt	W, 3-1			
4/11 at Tennessee	L, 5-11	4/3 Vanderbilt	L, 3-7			
4/14 at Cincinnati	W, 3-0	4/5 at UT-Chattanooga	L, 5-6			
4/17 Florida	L, 0-10	4/6 at Auburn	L, 1-5			
4/17 Florida	L, 0-4	4/6 at Auburn	L, 1-2			
4/18 Florida	L, 3-5	4/11 at Morehead	W, 4-3			
4/20 at Louisville	L, 6-7	4/11 at Morehead	W, 2-1			
4/21 Louisville	L, 4-9	4/12 at Bellarmine	W, 4-0			
4/25 Auburn	L, 0-1	4/13 Northern Kentucky	W, 10-5			
4/25 Auburn	L, 2-4	4/16 at Louisville	L, 3-6			
4/27 at Xavier	W, 4-3	4/17 Louisville	W, 6-0			
4/29 Marshall	W, 7-2	4/19 Eastern Kentucky	W, 4-3			
4/30 Bellarmine	L, 2-3	4/20 at Tennessee	L, 0-6			
5/1 Tennessee	L, 2-3	4/21 at Tennessee	L, 5-14			
		4/26 at Cincinnati	L, 3-6			
		4/27 Georgia	L, 2-5			
		4/28 Georgia	W, 8-5			
		4/30 Western Michigan	W, 5-3			
1971 (18-15, 7-8 SEC)						
3/16 at Georgia State	W, 3-1	3/15 at Shorter College	L, 0-7			
3/16 at Georgia State	W, 22-2	3/15 at Jacksonville State	L, 2-3			
3/17 at Valdosta State	L, 1-4	3/17 at Columbus College	W, 13-6			
3/18 at Oglethorpe	W, 10-2	3/18 at Stetson	L, 6-7			
3/20 at David Lipscomb	W, 6-4	3/19 vs. Miami (Ohio)	W, 6-3			
3/20 at David Lipscomb	L, 1-10	3/20 vs. Delaware	L, 3-5			
3/27 Cincinnati	W, 4-1	3/21 at Stetson	L, 2-10			
3/27 Cincinnati	W, 6-3	3/22 vs. Miami (Ohio)	L, 3-4			
3/29 Vanderbilt	W, 13-5	3/26 Ohio University	W, 6-0			
3/30 Vanderbilt	L, 6-8	3/26 Ohio University	W, 2-1			
3/31 at Miami (Ohio)	L, 1-9	3/28 Cincinnati	W, 5-2			
4/2 at Vanderbilt	L, 3-6	3/28 Cincinnati	W, 6-4			
4/3 at Vanderbilt	W, 4-3	3/29 at Vanderbilt	L, 7-8			
4/5 at Cincinnati	L, 1-7	3/30 at Vanderbilt	L, 2-4			
4/9 at Auburn	W, 6-5	4/4 Northern Kentucky	W, 8-0			
4/9 at Auburn	L, 0-2	4/5 Auburn	W, 7-6			
4/10 at Auburn	W, 14-13	4/5 Auburn	L, 2-15			
4/12 Eastern Michigan	W, 6-5	4/6 Auburn	L, 2-5			
4/13 Bellarmine	W, 9-8	4/9 Bellarmine	W, 7-1			
4/16 at Florida	W, 8-3	4/10 Morehead	L, 5-7			
4/16 at Florida	L, 6-9	4/10 Morehead	W, 3-0			
4/17 at Florida	L, 3-8	4/12 Florida	W, 3-0			
4/19 at Louisville	L, 7-10	4/12 Florida	W, 8-0			
4/20 Louisville	W, 10-6	4/13 Florida	L, 1-2			
4/22 Georgetown College	W, 12-2	4/15 at Louisville	L, 3-6			
4/24 at Tennessee	L, 4-5	4/16 Louisville	W, 4-2			
4/24 at Tennessee	L, 2-7	4/17 Bellarmine	W, 17-2			
4/26 Xavier	L, 4-6	4/18 at Eastern Kentucky	W, 21-13			
4/28 at Bellarmine	L, 9-11	4/19 Tennessee	W, 5-4			
4/29 Akron	W, 4-0	4/20 Tennessee	L, 5-15			
4/30 Georgia	W, 6-4	4/23 Indiana	L, 10-12			
4/30 Georgia	W, 4-1	4/23 Indiana	L, 1-3			
5/1 Georgia	L, 5-9	4/25 at Georgia Tech	L, 12-13			
		4/26 at Georgia	W, 6-3			
		4/26 at Georgia	W, 9-1			
		4/27 at Georgia	L, 6-7			
		4/29 Morehead	L, 4-5			
		4/29 Morehead	W, 6-5			
		4/30 Miami (Ohio)	W, 6-0			
		5/1 Eastern Kentucky	W, 8-3			
		5/3 at Tennessee	L, 3-6			
		5/4 at Tennessee	L, 1-2			
1972 (16-10-1, 4-8 SEC)						
3/20 at Georgia State	W, 4-0	3/15 at Shorter College	L, 0-7			
3/21 at Georgia State	W, 19-8	3/15 at Jacksonville State	L, 2-3			
3/22 at Georgia State	W, 3-0	3/17 at Columbus College	W, 13-6			
3/23 at Vanderbilt	L, 1-15	3/18 at Stetson	L, 6-7			
3/24 at Vanderbilt	T, 8-8	3/19 vs. Miami (Ohio)	W, 6-3			
3/31 Vanderbilt	L, 3-4	3/20 vs. Delaware	L, 3-5			
4/1 at Eastern Michigan	L, 10-11	3/21 at Stetson	L, 2-10			
4/4 Georgetown College	W, 10-1	3/22 vs. Miami (Ohio)	L, 3-4			
4/5 Georgetown College	W, 10-1	3/26 Ohio University	W, 6-0			
4/8 Auburn	L, 2-5	3/26 Ohio University	W, 2-1			
4/8 Auburn	W, 5-4	3/28 Cincinnati	W, 5-2			
4/10 Xavier	W, 4-3	3/28 Cincinnati	W, 6-4			
4/11 at Bellarmine	W, 8-1	3/29 at Vanderbilt	L, 7-8			
4/12 at Cincinnati	W, 7-5	3/30 at Vanderbilt	L, 2-4			
4/17 at Louisville	W, 2-1	4/4 Northern Kentucky	W, 8-0			
4/18 Louisville	L, 1-3	4/5 Auburn	W, 7-6			
4/22 Tennessee	L, 2-4	4/5 Auburn	L, 2-15			
		4/6 Auburn	L, 2-5			
		4/9 Bellarmine	W, 7-1			
		4/10 Morehead	L, 5-7			
		4/10 Morehead	W, 3-0			
		4/12 Florida	W, 3-0			
		4/12 Florida	W, 8-0			
		4/13 Florida	L, 1-2			
		4/15 at Louisville	L, 3-6			
		4/16 Louisville	W, 4-2			
		4/17 Bellarmine	W, 17-2			
		4/18 at Eastern Kentucky	W, 21-13			
		4/19 Tennessee	W, 5-4			
		4/20 Tennessee	L, 5-15			
		4/23 Indiana	L, 10-12			
		4/23 Indiana	L, 1-3			
		4/25 at Georgia Tech	L, 12-13			
		4/26 at Georgia	W, 6-3			
		4/26 at Georgia	W, 9-1			
		4/27 at Georgia	L, 6-7			
		4/29 Morehead	L, 4-5			
		4/29 Morehead	W, 6-5			
		4/30 Miami (Ohio)	W, 6-0			
		5/1 Eastern Kentucky	W, 8-3			
		5/3 at Tennessee	L, 3-6			
		5/4 at Tennessee	L, 1-2			
1973 (16-19-1, 4-11 SEC)						
3/16 at Florida Southern	L, 5-6	3/16 at Florida Southern	L, 5-6			
3/17 at Florida Southern	L, 5-7	3/17 at Florida Southern	L, 5-7			
3/19 at Florida	W, 2-1	3/19 at Florida	W, 2-1			
3/19 at Florida	W, 3-0	3/19 at Florida	W, 3-0			
3/20 at Florida	L, 0-9	3/20 at Florida	L, 0-9			
3/21 Valdosta State	L, 2-6	3/21 Valdosta State	L, 2-6			
3/22 David Lipscomb	T, 1-1	3/21 Valdosta State	T, 1-1			
3/22 David Lipscomb	L, 0-2	3/22 David Lipscomb	L, 0-2			
3/22 David Lipscomb	L, 0-4	3/22 David Lipscomb	L, 0-4			
3/23 at Vanderbilt	L, 2-5	3/23 at Vanderbilt	L, 2-5			
3/24 at Vanderbilt	L, 0-22	3/24 at Vanderbilt	L, 0-22			
3/26 at Morris Harvey	W, 6-1	3/26 at Morris Harvey	W, 6-1			
4/2 Vanderbilt	W, 3-1	4/2 Vanderbilt	W, 3-1			
4/3 Vanderbilt	L, 3-7	4/3 Vanderbilt	L, 3-7			
4/5 at UT-Chattanooga	L, 5-6	4/5 at UT-Chattanooga	L, 5-6			
4/6 at Auburn	L, 1-5	4/6 at Auburn	L, 1-5			
4/6 at Auburn	L, 1-2	4/6 at Auburn	L, 1-2			
4/11 at Morehead	W, 4-3	4/11 at Morehead	W, 4-3			
4/11 at Morehead	W, 2-1	4/11 at Morehead	W, 2-1			
4/12 at Bellarmine	W, 4-0	4/12 at Bellarmine	W, 4-0			
4/13 Northern Kentucky	W, 10-5	4/13 Northern Kentucky	W, 10-5			
4/16 at Louisville	L, 3-6	4/16 at Louisville	L, 3-6			
4/17 Louisville	W, 6-0	4/17 Louisville	W, 6-0			
4/19 Eastern Kentucky	W, 4-3	4/19 Eastern Kentucky	W, 4-3			
4/20 at Tennessee	L, 0-6	4/20 at Tennessee	L, 0-6			
4/21 at Tennessee	L, 5-14	4/21 at Tennessee	L, 5-14			
4/26 at Cincinnati	L, 3-6	4/26 at Cincinnati	L, 3-6			
4/27 Georgia	L, 2-5	4/27 Georgia	L, 2-5			
4/28 Georgia	W, 8-5	4/28 Georgia	W, 8-5			
4/30 Western Michigan	W, 5-3	4/30 Western Michigan	W, 5-3			
	W, 14-13	4/30 Western Michigan	W, 14-13			
	W, 4-3	4/30 Western Michigan	W, 4-3			
	W, 4-2	4/30 Western Michigan	W, 4-2			
	W, 12-2	4/30 Western Michigan	W, 12-2			
	L, 10-12	4/30 Western Michigan	L, 10-12			
	L, 6-13	4/30 Western Michigan	L, 6-13			
1974 (21-21, 6-9 SEC)						
3/15 at Shorter College	L, 0-7	3/15 at Shorter College	L, 0-7			
3/15 at Jacksonville State	L, 2-3	3/15 at Jacksonville State	L, 2-3			
3/17 at Columbus College	W, 13-6	3/17 at Columbus College	W, 13-6			
3/18 at Stetson	L, 6-7	3/18 at Stetson	L, 6-7			
3/19 vs. Miami (Ohio)	W, 6-3	3/19 vs. Miami (Ohio)	W, 6-3			
3/20 vs. Delaware	L, 3-5	3/20 vs. Delaware	L, 3-5			
3/21 at Stetson	L, 2-10	3/21 at Stetson	L, 2-10			
3/22 vs. Miami (Ohio)	L, 3-4	3/22 vs. Miami (Ohio)	L, 3-4			
3/26 Ohio University	W, 6-0	3/26 Ohio University	W, 6-0			
3/26 Ohio University	W, 2-1	3/26 Ohio University	W, 2-1			
3/28 Cincinnati	W, 5-2	3/28 Cincinnati	W, 5-2			
3/28 Cincinnati	W, 6-4	3/28 Cincinnati	W, 6-4			
3/29 at Vanderbilt	L, 7-8	3/29 at Vanderbilt	L, 7-8			
3/30 at Vanderbilt	L, 2-4	3/30 at Vanderbilt	L, 2-4			
4/4 Northern Kentucky	W, 8-0	4/4 Northern Kentucky	W, 8-0			
4/5 Auburn	W, 7-6	4/5 Auburn	W, 7-6			
4/5 Auburn	L, 2-15	4/5 Auburn	L, 2-15			
4/6 Auburn	L, 2-5	4/6 Auburn	L, 2-5			
4/9 Bellarmine	W, 7-1	4/9 Bellarmine	W, 7-1			
4/10 Morehead	L, 5-7	4/10 Morehead	L, 5-7			
4/10 Morehead	W, 3-0	4/10 Morehead	W, 3-0			
4/12 Florida	W, 3-0	4/12 Florida	W, 3-0			
4/12 Florida	W, 8-0	4/12 Florida	W, 8-0			
4/13 Florida	L, 1-2	4/13 Florida	L, 1-2			
4/15 at Louisville	L, 3-6	4/15 at Louisville	L, 3-6			
4/16 Louisville	W, 4-2	4/16 Louisville	W, 4-2			
4/17 Bellarmine	W, 17-2	4/17 Bellarmine	W, 17-2			
4/18 at Eastern Kentucky	W, 21-13	4/18 at Eastern Kentucky	W, 21-13			
4/19 Tennessee	W, 5-4	4/19 Tennessee	W, 5-4			
4/20 Tennessee	L, 5-15	4/20 Tennessee	L, 5-15			
4/23 Indiana	L, 10-12	4/23 Indiana	L, 10-12			
4/23 Indiana	L, 1-3	4/23 Indiana	L, 1-3			
4/25 at Georgia Tech	L, 12-13	4/25 at Georgia Tech	L, 12-13			
4/26 at Georgia	W, 6-3	4/26 at Georgia	W, 6-3			
4/26 at Georgia	W, 9-1	4/26 at Georgia	W, 9-1			
4/27 at Georgia	L, 6-7	4/27 at Georgia	L, 6-7			
4/29 Morehead	L, 4-5	4/29 Morehead	L, 4-5			
4/29 Morehead	W, 6-5	4/29 Morehead	W, 6-5			
4/30 Miami (Ohio)	W, 6-0	4/30 Miami (Ohio)	W, 6-0			
5/1 Eastern Kentucky	W, 8-3	5/1 Eastern Kentucky	W, 8-3			



3/11	at Eastern Kentucky	W, 5-4	5/2	Mississippi State	W, 10-7	3/14	(2) vs. Maine	W, 6-4	5/5	Alabama	L, 6-12
3/12	Kentucky Wesleyan	W, 14-1	5/3	Mississippi State	W, 5-3	3/14	(2) vs. Iowa	W, 12-4	5/5	Alabama	L, 5-7
3/13	Marshall	W, 6-1	5/6	at Morehead State	W, 13-4	3/16	at Western Kentucky	L, 4-7	5/6	Alabama	L, 2-6
3/14	Ohio Dominican	W, 12-8	5/6	at Morehead State	W, 11-7	3/18	LSU	L, 7-11	5/8	Georgetown (Ky.)	L, 4-5
3/15	Alabama	L, 12-14	5/9	at Georgia	L, 3-6	3/18	LSU	L, 0-15	5/9	at Wright State	L, 3-4
3/15	Alabama	L, 7-19	5/9	at Georgia	W, 3-2	3/19	LSU	W, 12-9	5/9	at Wright State	L, 0-5
3/16	Alabama	L, 5-8	5/10	at Georgia	W, 7-2	3/22	Indiana State	W, 7-6	5/12	Florida	W, 8-6
3/18	at Alabama	L, 2-8	5/14	(1) vs. Florida	W, 5-4	3/23	Middle Tenn. St.	W, 13-6	5/12	Florida	L, 9-15
3/20	Middle Tenn. St.	W, 12-7	5/15	(1) vs. Auburn	L, 4-5	3/25	at Alabama	W, 6-4	(1) Savannah, Ga.		
3/22	at Tennessee	W, 6-4	5/16	(1) vs. LSU	L, 1-4	3/25	at Alabama	W, 6-4			
3/22	at Tennessee	L, 0-6	(1) SEC Tournament; Athens, Ga.			3/26	at Alabama	W, 9-6	1991 (41-20, 13-12 SEC)		
3/23	at Tennessee	L, 4-5	* forfeit win			3/28	at Eastern Kentucky	T, 8-8	2/15	(1) vs. Augusta College	W, 7-1
3/26	Eastern Kentucky	L, 6-8				4/1	Tennessee	L, 6-13	2/16	(1) at Armstrong State	W, 10-9
3/27	Dayton	W, 10-7	1988 (38-25, 18-9 SEC)			4/1	Tennessee	W, 7-4	2/17	(1) vs. Howard	W, 15-2
3/29	Florida	L, 0-5	2/26	at Tampa	W, 10-8	4/2	Tennessee	L, 4-10	2/23	(2) vs. Coastal Carolina	W, 5-1
3/29	Florida	L, 2-3	2/27	at Tampa	W, 10-6	4/5	at Cincinnati	W, 9-4	2/24	(2) vs. West Virginia	W, 3-2
3/30	Florida	L, 6-7	2/28	at Tampa	W, 10-4	4/6	Miami (Ohio)	W, 6-5	3/1	at UAB	W, 9-5
4/1	Kentucky State	W, 15-2	2/28	at South Florida	L, 6-7	4/8	at Vanderbilt	W, 9-5	3/2	at Samford	L, 4-5
4/2	Morehead State	W, 11-8	3/1	at Louisville	W, 15-5	4/8	at Vanderbilt	L, 1-4	3/5	at Louisville	W, 17-9
4/3	Bellarmine	W, 10-6	3/5	Florida	L, 1-3	4/9	at Vanderbilt	L, 1-5	3/7	Lincoln Memorial	W, 19-1
	Middle Tennessee St.	W, 7-6	3/6	Florida	W, 7-1	4/12	Xavier	W, 12-2	3/8	Indiana State	W, 8-4
4/5	Vanderbilt	W, 4-2	3/6	Florida	W, 11-10	4/13	Western Kentucky	W, 8-6	3/10	(3) vs. New Mexico	W, 11-3
4/5	Vanderbilt	W, 6-2	3/9	at Middle Tenn. St.	W, 5-1	4/15	Auburn	W, 7-5	3/11	(3) at Grand Canyon	W, 16-12
4/6	Vanderbilt	W, 10-8	3/13	at Oral Roberts	L, 5-7	4/15	Auburn	L, 3-5	3/12	at Arizona	W, 5-4
4/8	Cincinnati	W, 19-1	3/14	at Oklahoma State	L, 3-12	4/16	Auburn	W, 9-4	3/13	at Arizona	L, 0-24
4/9	Evansville	L, 7-13	3/15	at Oklahoma State	L, 0-4	4/18	Wright State	L, 1-8	3/16	at Georgia	L, 3-4
4/10	Georgetown	W, 8-3	3/16	(1) vs. Stephen F. Austin	L, 2-8	4/19	Morehead State	W, 5-4	3/16	at Georgia	L, 2-4
4/12	at Auburn	L, 0-1	3/19	at LSU	L, 1-3	4/20	Marshall	W, 14-10	3/17	at Georgia	W, 7-4
4/12	at Auburn	L, 5-16	3/19	at LSU	L, 1-2	4/22	at Ole Miss	L, 3-4	3/20	at Marshall	W, 13-3
4/13	at Auburn	L, 4-5	3/20	at LSU	W, 3-1	4/23	at Ole Miss	W, 9-5	3/21	Union	W, 10-3
4/16	at Evansville	W, 11-7	3/22	at Morehead State	L, 4-5	4/24	at Ole Miss	L, 4-6	3/23	Tennessee	L, 1-7
4/19	Ole Miss	L, 9-11	3/24	at Marshall	W, 14-5	4/26	at Middle Tenn. St.	L, 2-7	3/23	Tennessee	W, 1-0
4/19	Ole Miss	L, 3-10	3/25	Youngstown State	L, 6-10	4/27	at Middle Tenn. St.	W, 12-3	3/24	Tennessee	W, 7-4
4/20	Ole Miss	L, 4-5	3/26	Alabama	W, 3-2	4/28	Georgetown (Ky.)	W, 11-8	3/26	Northwestern	W, 8-7
4/21	at Louisville	W, 4-3	3/26	Alabama	L, 4-6	4/29	Mississippi State	W, 6-3	3/27	Northwestern	W, 6-4
4/23	Louisville	W, 18-3	3/27	Alabama	W, 9-5	4/29	Mississippi State	L, 8-12	3/28	Georgetown (Ky.)	W, 11-3
4/24	at Morehead State	L, 9-13	3/30	at Eastern Kentucky	L, 2-3	4/30	Mississippi State	L, 16-28	3/30	Mississippi State	W, 21-9
4/26	at Mississippi State	W, 6-3	4/2	at Tennessee	W, 10-2	5/2	Louisville	W, 9-4	3/30	Mississippi State	W, 4-1
4/26	at Mississippi State	L, 2-10	4/2	at Tennessee	W, 9-2	5/2	Louisville	W, 6-0	3/31	Mississippi State	L, 3-4
4/26	at Mississippi State	L, 6-13	4/3	at Tennessee	W, 6-4	5/6	at Georgia	L, 3-7	4/2	Kentucky State	W, 9-2
4/29	New York Tech	W, 14-9	4/5	at Indiana State	L, 9-13	5/6	at Georgia	L, 4-11	4/3	Marshall	W, 10-4
4/30	New York Tech	W, 19-3	4/7	at Western Kentucky	W, 7-3	5/7	at Georgia	L, 8-10	4/4	Bellarmine	W, 10-3
5/1	New York Tech	L, 9-11	4/8	Youngstown State	W, 16-7	(1) Lakeland, Fla.			4/6	at Vanderbilt	L, 7-9
	at Kentucky State	W, 12-7	4/9	Vanderbilt	W, 7-3	(2) College Station, Texas			4/6	at Vanderbilt	L, 4-8
5/3	Georgia	L, 7-8	4/9	Vanderbilt	W, 12-10	1990 (27-29, 8-18 SEC)			4/7	at Vanderbilt	W, 10-4
5/3	Georgia	W, 11-2	4/10	Vanderbilt	W, 6-4	3/2	(1) vs. Mercer	W, 6-5	4/8	Middle Tenn. St.	W, 6-3
5/4	Georgia	W, 12-2	4/12	West Virginia	L, 10-12	3/3	(1) at Armstrong State	L, 10-11	4/10	at Eastern Kentucky	W, 13-8
1987 (40-15, 16-11 SEC)			4/13	Ball State	L, 7-15	3/4	(1) vs. Augusta College	W, 12-6	4/11	at Middle Tenn. St.	W, 12-6
3/1	at West Florida	W, 11-9	4/14	at Morehead State	W, 22-6	3/6	Eastern Michigan	W, 7-2	4/13	at Ole Miss	L, 0-9
3/1	at West Florida	W, 6-4	4/16	at Auburn	L, 1-9	3/6	Eastern Michigan	W, 8-2	4/14	at Ole Miss	L, 3-4
3/3	Indiana	W, 4-1	4/17	at Auburn	L, 0-2	3/6	Eastern Michigan	W, 8-2	4/16	Wright State	W, 5-4
3/6	Miami (Ohio)	W, 4-1	4/19	Morehead State	W, 21-4	3/7	at Indiana	W, 10-0	4/16	Wright State	W, 4-2
3/6	Miami (Ohio)	W, 5-3	4/19	Morehead State	W, 14-3	3/8	at Louisville	W, 11-4	4/17	Austin Peay	W, 11-5
3/7	Louisville	W, 8-2	4/20	Eastern Kentucky	W, 10-4	3/10	Ohio	W, 5-2	4/18	at Western Kentucky	L, 9-10
3/8	Louisville	W, 8-5	4/21	Western Kentucky	L, 5-18	3/10	Ohio	W, 9-0	4/20	LSU	W, 17-7
3/11	Cumberland (Tenn.)	W, 6-4	4/22	Ole Miss	W, 9-5	3/11	Kentucky State	W, 8-4	4/20	LSU	W, 11-7
3/12	Bradley	L, 0-6	4/22	Ole Miss	W, 7-6	3/12	Kentucky Wesleyan	W, 7-2	4/21	LSU	W, 7-3
3/14	LSU	W, 7-2	4/23	Ole Miss	W, 9-4	3/14	Xavier	W, 8-4	4/23	Cincinnati	W, 17-6
3/14	LSU	L, 4-8	4/27	Louisville	W, 14-5	3/17	Georgia	L, 2-4	4/24	Louisville	L, 6-10
3/15	LSU	L, 0-5	4/28	at Louisville	W, 15-6	3/17	Georgia	L, 2-3	4/27	Auburn	W, 11-10
3/17	Morehead State	W, 14-0	4/30	at Mississippi State	W, 10-4	3/18	Georgia	W, 7-2	4/27	Auburn	L, 3-10
3/17	Morehead State	W, 5-4	4/30	at Mississippi State	L, 6-8	3/20	Lincoln Memorial	W, 3-0	4/28	Auburn	L, 1-3
3/21	at Alabama	W, 7-4	5/1	at Mississippi State	L, 7-10	3/21	at Indiana State	L, 7-8	5/1	Eastern Kentucky	W, 11-9
3/21	at Alabama	W, 11-9	5/3	Austin Peay	W, 16-5	3/22	Butler	W, 5-0	5/4	at Alabama	W, 4-3
3/22	at Alabama	L, 5-7	5/4	East Tennessee State	W, 12-9	3/24	at Tennessee	W, 19-3	5/4	at Alabama	W, 9-5
3/24	Ohio Dominican	W, 8-5	5/7	Georgia	W, 11-0	3/24	at Tennessee	L, 0-11	5/5	at Wright State	L, 1-3
3/28	Tennessee	W, 10-9	5/7	Georgia	W, 7-2	3/25	at Tennessee	L, 5-12	5/9	Western Kentucky	L, 2-3
3/28	Tennessee	L, 5-7	5/8	Georgia	L, 2-9	3/27	at Morehead State	W, 21-6	5/11	at Florida	W, 6-1
3/29	Tennessee	W, 11-5	5/12	(2) vs. LSU	W, 9-7	3/28	at Eastern Kentucky	W, 7-6	5/11	at Florida	L, 0-5
4/1	at Eastern Kentucky	W, 19-9	5/13	(2) at Mississippi State	L, 5-6	3/24	at Mississippi State	L, 0-3	5/12	at Florida	L, 2-14
4/4	at Florida	L, 2-12	5/14	(2) vs. Georgia	L, 4-5	3/24	at Mississippi State	L, 2-9	5/16	(4) at LSU	L, 7-8
4/4	at Florida	L, 3-10	5/27	(3) vs. Rutgers	W, 6-2	3/25	at Mississippi State	L, 0-8	5/17	(4) vs. Auburn	L, 5-8
4/5	at Florida	L, 3-10	5/28	(3) vs. St. John's	W, 12-5	4/4	at Western Kentucky	W, 2-1	(1) Savannah, Ga.		
4/7	Wright State	W, 6-3	5/30	(3) vs. Clemson	W, 8-7	4/7	Vanderbilt	W, 14-2	(2) Macon, Ga.		
4/9	Marshall	W, 12-1	5/30	(3) vs. Stanford	L, 5-6	4/7	Vanderbilt	L, 3-4	(3) Phoenix, Ariz.		
4/11	at Vanderbilt	W, 9-6	5/31	(3) vs. Stanford	L, 2-16	4/8	Vanderbilt	L, 2-6	(4) SEC Tournament; Baton Rouge, La.		
4/11	at Vanderbilt	W, 11-3	(1) Stillwater, Okla.			4/12	Middle Tenn. St.	L, 10-11			
4/12	at Vanderbilt	W, 5-1	(2) SEC Tournament Starkville, Miss.			4/14	Ole Miss	W, 5-4	1992 (33-23, 10-14 SEC)		
4/15	Kentucky State	W, 8-1	(3) NCAA Northeast Regional; New Britain, Conn.			4/14	Ole Miss	W, 10-2	2/14	(1) vs. N.C. State	L, 0-1
4/15	Kentucky State	W, 14-4				4/15	Ole Miss	L, 2-9	2/15	(1) at Armstrong State	W, 11-7
4/15	at Louisville	W, 12-4	1989 (28-25-1, 10-17 SEC)			4/17	Morehead State	L, 6-8	2/16	(1) vs. Howard	W, 13-3
4/18	Auburn	L, 7-12	2/26	(1) vs. Penn St.	W, 8-5	4/18	Wright State	L, 1-5	2/21	(2) vs. Georgia State	W, 18-3
4/18	Auburn	W, 6-5	2/26	(1) vs. Penn St.	W, 7-2	4/19	Western Kentucky	L, 1-5	2/22	(2) at Mercer	W, 16-4
4/19	Auburn	W, 11-4	2/27	(1) vs. Penn St.	L, 9-12	4/21	at LSU	L, 1-8	2/28	(3) vs. South Alabama	L, 3-9
4/21	at Louisville	W, 16-4	2/28	(1) vs. Arkansas	L, 4-8	4/21	at LSU	L, 0-9	2/29	(3) at South Florida	W, 6-5
4/22	Middle Tenn. St.	L, 3-5	3/1	(1) vs. Arkansas	W, 6-2	4/22	at LSU	L, 3-9	3/1	(3) vs. Eastern Michigan	W, 3-0
4/23	Georgetown	W, 15-9	3/3	at Florida	L, 9-10	4/24	Austin Peay	L, 10-17	3/4	Lincoln Memorial	W, 5-4
4/25	at Ole Miss	L, 5-6	3/4	at Florida	L, 6-12	4/25	West Virginia	W, 7-0	3/6	(4) vs. Indiana	W, 9-7
4/25	at Ole Miss	L, 3-7	3/4	at Florida	W, 7-4	4/25	West Virginia	W, 8-6	3/7	(4) vs. Notre Dame	W, 8-1
4/26	at Ole Miss	W, 14-8	3/11	(2) vs. Iowa	L, 6-17	4/26	at Middle Tenn. St.	L, 7-9	3/7	(4) at Louisville	L, 4-15
4/29	Cumberland (Ky.)	W*, 9-0	3/12	(2) vs. Maine	W, 8-7	4/28	at Auburn	L, 6-9	3/8	(4) vs. Notre Dame	L, 2-6
4/30	Eastern Kentucky	W, 9-6	3/12	(2) at Texas A&M	L, 2-3	4/29	at Auburn	W, 5-1	3/13	Western Michigan	W, 5-2
5/2	Mississippi State	W, 2-1	3/13	(2) at Texas A&M	L, 4-11	5/4	Louisville	W, 7-4	3/14	Western Michigan	W, 12-4
								W, 10-3	3/15	Eastern Michigan	W, 16-6

3/16 Eastern Michigan	W, 6-5	5/8 Georgia	L, 5-8	3/13 (3) vs. Maine	L, 3-4	4/17 Cincinnati	W, 7-6
3/21 Alabama	W, 6-4	5/9 Georgia	W, 6-5	3/14 (3) at Jacksonville	L, 2-8	4/19 Florida	W, 7-4
3/21 Alabama	W, 6-5	5/11 Middle Tenn. St.	W, 8-7	3/17 (4) vs. Indiana	L, 0-3	4/20 Florida	L, 5-10
3/22 Alabama	W, 6-5	5/12 at Western Kentucky	W, 7-6	3/18 (4) vs. Navy	W, 4-3	4/21 Florida	L, 3-10
3/24 Minnesota	W, 11-8	5/15 South Carolina	L, 1-3	3/18 (4) at Louisville	W, 11-3	4/24 Eastern Kentucky	W, 10-2
3/25 Minnesota	W, 5-4	5/15 South Carolina	W, 4-2	3/19 (4) vs. Indiana	L, 11-15	4/26 at Vanderbilt	L, 0-11
3/26 Bowling Green	W, 5-1	5/16 South Carolina	L, 8-10	3/21 at Western Kentucky	W, 8-7	4/27 at Vanderbilt	L, 2-7
3/28 at Auburn	W, 6-3	5/20 (1) vs. Florida	W, 7-1	3/24 Ole Miss	L, 0-5	4/28 at Vanderbilt	W, 17-7
3/28 at Auburn	W, 8-4	5/21 (1) vs. Tennessee	W, 9-7	3/25 Ole Miss	W, 15-9	5/4 at Georgia	W, 11-9
3/29 at Auburn	W, 12-5	5/22 (1) vs. Georgia	W, 13-3	3/26 Ole Miss	L, 12-14	5/5 at Georgia	W, 11-8
3/31 Wright State	L, 3-10	5/23 (1) vs. Tennessee	L, 6-7	3/28 at Xavier	W, 6-2	5/8 Western Kentucky	L, 5-7
4/4 Arkansas	W, 14-6	5/23 (1) vs. Tennessee	L, 4-6	3/29 at Marshall	W, 12-7	5/8 Louisville	W, 11-5
4/4 Arkansas	L, 9-10	5/28 (2) vs. Southern Cal	L, 1-7	3/31 at Mississippi State	W, 5-3	5/10 South Carolina	W, 8-3
4/5 Arkansas	W, 10-7	5/29 (2) at Texas	L, 3-8	4/1 at Mississippi State	L, 5-7	5/11 South Carolina	W, 6-1
4/7 Kentucky State	W, 16-5	(1) SEC Tournament; Columbia, S.C.		4/2 at Mississippi State	L, 7-13	5/12 South Carolina	W, 4-2
4/9 Western Kentucky	W, 10-9	(2) NCAA Central Regional; Austin, Texas		4/5 at Morehead State	L, 2-7	5/15 (3) vs. Arkansas	W, 7-5
4/11 at Tennessee	L, 2-3			4/7 at LSU	L, 0-11	5/16 (3) vs. Alabama	L, 2-3
4/11 at Tennessee	L, 1-2	1994 (32-25, 11-14 SEC)		4/8 at LSU	L, 7-16	5/17 (3) vs. Mississippi State	W, 4-1
4/12 at Tennessee	L, 5-13	2/18 at The Citadel	L, 2-4	4/9 at LSU	L, 5-6	5/18 (3) vs. LSU	W, 12-11
4/14 Southern Illinois	W, 24-11	2/19 at The Citadel	W, 5-4	4/11 Marshall	W, 4-1	5/19 (3) vs. Alabama	L, 8-16
4/15 at Middle Tenn. St.	L, 3-8	2/20 at The Citadel	W, 11-2	4/12 Bellarmine	W, 17-5		
4/18 Florida	W, 10-5	2/25 at B'ham-Southern	W, 6-2	4/14 Tennessee	L, 6-7	(1) Ralston-Purina Baseball Challenge; Wilmington, N.C.	
4/18 Florida	L, 0-7	2/26 at Samford	L, 2-5	4/15 Tennessee	L, 4-7	(2) Big 10 Tires Classic; Montgomery, Ala.	
4/19 Florida	L, 4-9	2/27 at UAB	W, 7-4	4/16 Tennessee	L, 10-12	(3) SEC Tournament; Birmingham, Ala.	
4/21 at Louisville	L, 11-12	3/4 (1) vs. Indiana	W, 5-4	4/18 at Middle Tenn. St.	L, 2-8		
4/22 Austin Peay	W, 20-5	3/5 (1) vs. Tennessee Tech	W, 9-4	4/20 Xavier	W, 9-7	1997 (20-34-1, 10-20 SEC)	
at Eastern Kentucky	W, 15-6	3/5 (1) at Louisville	W, 18-9	4/21 at Florida	L, 1-5	2/14 at Stetson	L, 5-6
Vanderbilt	L, 6-8	3/6 (1) vs. Indiana	L, 8-9	4/22 at Florida	L, 3-7	2/15 at Stetson	L, 6-9
4/25 Vanderbilt	L, 4-6	3/12 (1) vs. Eastern Michigan	W, 7-5	4/23 at Florida	L, 4-8	2/16 at Stetson	T, 7-7
4/26 Vanderbilt	W, 13-2	3/12 (1) vs. Eastern Michigan	W, 4-2	4/25 at Louisville	W, 15-6	2/22 at Clemson	L, 6-7
4/28 Louisville	W, 20-2	3/14 (2) at Fresno State	L, 3-8	4/26 at Eastern Kentucky	L, 5-11	2/22 at Clemson	L, 3-4
4/29 at Wright State	W, 6-5	3/15 (2) vs. Illinois State	W, 12-5	4/27 Western Kentucky	W, 8-3	2/23 at Clemson	L, 3-10
4/30 Middle Tenn. St.	L, 7-8	3/16 (2) vs. Maine	W, 11-3	4/28 at Vanderbilt	W, 9-5	3/1 (1) vs. South Alabama	L, 8-11
5/2 at Georgia	L, 4-6	3/17 (2) vs. New Mexico	L, 4-5	4/29 at Vanderbilt	L, 2-8	3/2 (1) vs. Lamar	W, 9-2
5/2 at Georgia	L, 4-5	3/18 (2) vs. Washington St.	L, 5-13	4/30 at Vanderbilt	W, 8-5	3/2 (1) vs. Troy State	L, 2-7
5/3 at Georgia	L, 1-12	3/19 (2) vs. Nebraska	L, 5-6	5/5 Georgia	W, 13-3	3/7 at Ole Miss	W, 1-0
5/7 Eastern Kentucky	L, 5-7	3/22 Marshall	W, 9-5	5/6 Georgia	L, 4-8	3/8 at Ole Miss	L, 2-8
5/9 at South Carolina	L, 4-11	3/25 at Ole Miss	W, 6-3	5/7 Georgia	L, 5-7	3/9 at Ole Miss	L, 4-10
5/9 at South Carolina	L, 3-4	3/26 at Ole Miss	L, 2-13	5/10 Louisville	W, 10-8	3/10 at Murray State	L, 7-12
5/10 at South Carolina	L, 5-16	3/29 Marshall	L, 6-8	5/12 South Carolina	L, 3-4	3/11 Austin Peay	W, 14-0
		3/30 at Xavier	W, 9-5	5/13 South Carolina	W, 12-10	3/12 Ohio	L, 4-15
(1) Savannah, Ga.		4/1 Mississippi State	L, 3-4	5/14 South Carolina	W, 22-11	3/14 Mississippi State	L, 5-6
(2) Macon, Ga.		4/2 Mississippi State	L, 12-13	5/18 (5) vs. South Carolina	W, 6-2	3/15 Mississippi State	L, 4-14
(3) Tampa, Fla.		4/3 Mississippi State	L, 13-16	5/19 (5) vs. Georgia	W, 9-8	3/16 Mississippi State	W, 14-10
(4) Louisville, Ky.		4/5 Southern Illinois	L, 14-15	5/20 (5) vs. Vanderbilt	W, 9-6	3/19 at Morehead State	L, 14-16
		4/7 Morehead State	L, 7-10	5/21 (5) at Tennessee	L, 5-22	3/21 at Arkansas	W, 11-5
1993 (38-23-1, 14-14-1 SEC)		4/8 LSU	W, 9-6	5/21 (5) at Tennessee	L, 2-7	3/22 at Arkansas	L, 8-9
2/19 vs. N.C. State	L, 2-3	4/9 LSU	W, 13-3	(1) Southern Challenge; Charleston, S.C.		3/23 at Arkansas	L, 4-11
2/20 at Armstrong State	W, 3-0	4/12 Western Kentucky	W, 8-4	(2) Service Academy Classic; Millington, Tenn.		3/25 Georgetown (Ky.)	W, 10-4
2/21 vs. Howard	W, 8-2	4/13 at Morehead State	W, 20-6	(3) Jacksonville Greyhound Racing Classic; Jacksonville, Fla.		3/26 Eastern Kentucky	L, 1-6
2/26 at UAB	L, 1-3	4/16 at Tennessee	W, 12-7	(4) Big Four Classic; Louisville, Ky.		3/28 Auburn	L, 0-5
2/27 at UAB	W, 8-1	4/16 at Tennessee	L, 1-3	(5) SEC East Tournament; Knoxville, Tenn.		3/29 Auburn	W, 6-5
2/28 Tennessee Tech	L, 1-6	4/17 at Tennessee	L, 4-9			3/30 Auburn	L, 3-18
3/5 Indiana	L, 3-4	4/18 at Eastern Kentucky	L, 7-14			4/1 at Xavier	W, 14-7
3/6 Dayton	W, 12-10	4/19 at Western Kentucky	W, 12-5	1996 (35-24, 15-14 SEC)		4/2 Birmingham-Southern	L, 3-4
3/6 Louisville	W, 10-2	4/20 Xavier	W, 18-2	2/16 at Florida Atlantic	L, 7-8	4/4 at Alabama	L, 3-10
3/7 Indiana	W, 4-1	4/22 Florida	L, 15-16	2/17 at Florida Atlantic	W, 3-1	4/5 at Alabama	W, 9-2
3/10 Dayton	W, 9-1	4/23 Florida	W, 11-5	2/18 at Florida Atlantic	W, 7-2	4/6 at Alabama	L, 5-9
3/11 Georgetown (Ky.)	W, 18-2	4/24 Florida	W, 6-1	2/23 (1) at UNC-Wilm.	W, 6-3	4/8 Marshall	W, 9-4
3/19 Notre Dame	L, 6-7	4/26 at Louisville	W, 18-7	2/24 (1) vs. East Carolina	L, 4-5	4/8 Western Kentucky	W, 9-8
3/20 Notre Dame	W, 13-10	4/27 at Murray State	W, 21-9	2/25 (1) vs. Old Dominion	W, 12-8	4/11 Tennessee	W, 14-1
3/21 Notre Dame	W, 8-7	4/30 Vanderbilt	L, 3-4	3/1 (2) vs. Troy State	W, 9-2	4/12 Tennessee	L, 6-7
3/21 Notre Dame	W, 9-6	4/30 Vanderbilt	L, 5-10	3/2 (2) vs. Indiana	W, 4-3	4/13 Tennessee	L, 4-11
3/23 Xavier	W, 14-1	5/1 Vanderbilt	W, 11-10	2/3 (2) vs. Samford	W, 16-5	4/15 IUPUI	W, 18-4
3/24 Morehead State	W, 8-3	5/7 at Georgia	L, 2-25	3/5 Kentucky Wesleyan	W, 19-5	4/18 at Florida	L, 3-8
3/27 at Alabama	W, 6-3	5/8 at Georgia	W, 12-6	3/6 Georgetown (Ky.)	W, 16-7	4/19 at Florida	L, 4-8
3/28 at Alabama	W, 7-4	5/9 at Georgia	L, 4-5	3/10 Ole Miss	W, 2-1	4/20 at Florida	L, 6-18
3/30 at Alabama	L, 7-8	5/10 Eastern Kentucky	W, 15-0	3/11 Ole Miss	W, 5-3	4/22 Morehead State	W, 8-7
4/3 at Eastern Kentucky	W, 8-0	5/11 Louisville	W, 9-8	3/12 Ole Miss	W, 8-0	4/12 at Louisville	L, 7-8
4/3 Auburn	L, 4-10	5/13 at South Carolina	W, 2-0	3/13 Toledo	W, 7-2	4/25 Georgia	L, 0-15
4/4 Auburn	L, 3-7	5/14 at South Carolina	L, 8-9	3/15 at Austin Peay	L, 8-19	4/26 Georgia	W, 9-8
4/6 Auburn	L, 8-16	5/15 at South Carolina	W, 4-2	3/16 at Mississippi State	L, 5-9	4/27 Georgia	L, 6-16
4/7 at Southern Illinois	W, 7-5	5/19 (3) South Carolina	W, 6-5	3/17 at Mississippi State	L, 11-18	4/29 at Western Kentucky	L, 7-10
4/9 Marshall	W, 12-11	5/20 (3) Georgia	L, 5-17	3/23 at Mississippi State	L, 5-7	4/30 Cincinnati	W, 8-1
4/10 at Arkansas	L, 0-1	5/21 (3) Vanderbilt	L, 6-15	3/23 Arkansas	W, 9-16	5/2 Vanderbilt	L, 10-11
4/10 at Arkansas	W, 9-3	(1) Louisville, Ky.		3/24 Arkansas	W, 6-5	5/4 Vanderbilt	L, 4-7
4/13 at Arkansas	L, 4-8	(2) Fresno, Calif.		3/26 Arkansas	L, 5-7	5/5 Vanderbilt	W, 3-2
4/13 Western Kentucky	W, 15-9	(3) SEC Tournament; Lexington, Ky.		3/27 at Morehead State	L, 6-9	5/5 Louisville	W, 13-11
4/14 Kentucky Wesleyan	W, 8-5			3/27 at Marshall	W, 15-1	5/9 at South Carolina	W, 7-5
4/15 Morehead State	L, 4-7	1995 (29-32, 10-19 SEC)		3/29 at Auburn	L, 10-16	5/10 at South Carolina	L, 5-12
4/17 Tennessee	L, 3-14	2/10 (1) vs. The Citadel	W, 3-2	3/30 at Auburn	W, 7-4	5/11 at South Carolina	W, 5-0
4/17 Tennessee	L, 3-4	2/12 (1) vs. Ga. Southern	L, 3-5	3/31 at Auburn	L, 6-12		
4/18 Tennessee	L, 5-8	2/17 at South Alabama	L, 5-6	4/1 at Western Kentucky	L, 16-17	(1) Blue-Gray Classic; Montgomery, Ala.	
4/20 at Louisville	L, 1-2	2/18 at South Alabama	L, 0-6	4/2 at Xavier	W, 16-0	1998 (26-31, 12-18 SEC)	
4/22 Austin Peay	W, 13-2	2/19 at South Alabama	L, 1-11	4/3 Morehead State	L, 9-10	2/6 New Mexico State	W, 8-6
4/24 at Florida	W, 5-3	2/24 (2) vs. Army	W, 8-6	4/5 Alabama	L, 4-17	2/7 Oklahoma State	W, 5-4
4/24 at Florida	W, 7-6	2/24 (2) vs. Navy	W, 3-2	4/6 Alabama	W, 3-2	2/14 at Coastal Carolina	L, 6-11
4/25 at Florida	W, 7-4	2/25 (2) vs. Air Force	W, 4-1	4/7 Alabama	L, 1-4	2/15 at Coastal Carolina	L, 7-8
4/27 Eastern Kentucky	W, 3-2	2/26 (2) vs. Memphis	W, 8-2	4/9 Marshall	W, 26-5	2/21 at Southern Mississippi	L, 10-15
4/28 Louisville	W, 5-4	3/1 Murray State	W, 7-5	4/10 Cincinnati	W, 16-7	2/22 at Southern Mississippi	W, 10-6
4/29 Kentucky State	W, 19-4	3/4 Ohio University	W, 9-5	4/12 at Tennessee	W, 4-3	2/27 at Long Beach State	L, 4-6
5/1 at Vanderbilt	W, 11-5	3/5 Ohio University	L, 3-4	4/13 at Tennessee	W, 5-4	2/28 at Long Beach State	L, 2-19
5/2 at Vanderbilt	W, 24-8	3/11 (3) vs. Cent. Michigan	W, 7-6	4/14 at Tennessee	L, 2-12	3/1 at Long Beach State	L, 1-13
5/2 at Vanderbilt	T, 4-4	3/12 (3) at North Florida	L, 3-6	4/16 Middle Tenn. St.	L, 2-11	3/3 Lincoln Memorial	W, 11-10



3/13	Michigan	W, 15-14	5/15	Vanderbilt	L, 7-11 (9)	3/13	Canisius	W, 13-2	5/16	Ole Miss	W, 9-0
3/14	Dayton	L, 9-17	5/17	Murray State	W, 8-1	3/14	Canisius	W, 12-10	5/17	Ole Miss	L, 5-7
3/19	at Auburn	W, 8-0	5/18	Tennessee Tech	W, 7-3	3/16	Arkansas	L, 2-10	5/21	(2) vs. Alabama	W, 9-3
3/20	at Auburn	W, 4-3	5/20	at South Carolina	L, 7-9	3/17	Arkansas	W, 7-5	5/22	(2) vs. Ole Miss	L, 7-8
3/21	at Auburn	L, 2-3 (10)	5/21	at South Carolina	L, 9-12	3/18	Arkansas	L, 5-14	5/23	(2) vs. Alabama	L, 4-13
3/24	Marshall	L, 2-6	5/22	at South Carolina	L, 1-12	3/21	Western Kentucky	W, 12-5	5/30	(3) vs. Michigan	L, 5-7
3/26	Florida	L, 4-8	(1) <i>Charleston, S.C.</i>			3/23	at LSU	W, 16-2	5/31	(3) vs. Eastern Michigan	W, 4-3
3/27	Florida	L, 6-17	(2) <i>Bradenton, Fla.</i>			3/24	at LSU	W, 6-5	6/1	(3) vs. Michigan	W, 12-6
3/28	Florida	L, 1-8	(3) <i>Applebee's Park Lexington, Ky.</i>			3/25	at LSU	T, 9-9	6/1	(3) vs. Arizona	L, 3-5
4/2	at Tennessee	L, 2-3				3/30	at Mississippi State	L, 7-10	(1) <i>Coca-Cola Classic; Mobile, Ala.</i>		
4/3	at Tennessee	L, 1-7	2006 (44-17, 20-10 SEC)			3/31	at Mississippi State	W, 10-6	(2) <i>SEC Tournament; Hoover, Ala.</i>		
4/4	at Tennessee	L, 9-15	2/17	Army	W, 9-0	4/1	at Mississippi State	L, 4-5	(3) <i>NCAA Ann Arbor Regional; Ann Arbor, Mich.</i>		
4/7	Cincinnati	W, 8-4	2/17	UT-San Antonio	W, 10-4	4/7	Tennessee	L, 2-12			
4/9	Mississippi State	W, 10-9	2/18	Army	W, 9-2	4/7	Tennessee	L, 5-11	2009 (28-26, 12-18 SEC)		
4/10	Mississippi State	L, 8-10	2/24	Arkansas State	L, 3-7	4/8	Tennessee	W, 3-1	2/20	(1) vs. Troy	W, 8-3
4/11	Mississippi State	L, 3-12	2/25	at Lamar	W, 6-1	4/11	at Louisville	L, 1-8	2/21	(1) vs. James Madison	W, 8-3
4/14	at Louisville	W, 5-1	2/26	Michigan State	W, 9-2	4/13	Vanderbilt	L, 8-10	2/21	(1) at Coastal Carolina	L, 1-4
4/16	South Carolina	W, 6-3	2/28	Evansville	W, 6-3	4/14	Vanderbilt	L, 4-9	2/22	(1) at Coastal Carolina	L, 5-14
4/17	South Carolina	W, 11-6	3/1	Cincinnati	L, 9-10	4/15	Vanderbilt	W, 8-6	2/27	Western Michigan	W, 16-5
4/18	South Carolina	L, 3-5	3/3	Northwestern	W, 19-3	4/18	Morehead State	L, 6-9	3/1	Western Michigan	W, 15-4
4/23	at Arkansas	L, 4-9	3/4	Northwestern	W, 12-7	4/20	at Florida	W, 9-2	3/3	Western Michigan	W, 12-6
4/24	at Arkansas	L, 4-5	3/5	Northwestern	W, 10-3	4/21	at Florida	L, 7-10	3/4	Eastern Kentucky	W, 9-8
4/25	at Arkansas	L, 10-11 (7)	3/7	Western Kentucky	L, 6-7	4/22	at Florida	L, 4-5	3/6	Indiana State	W, 12-4
4/28	Morehead State	W, 8-0	3/8	Marshall	W, 7-6	4/25	Louisville	W, 9-5	3/7	Indiana State	W, 5-0
4/30	at Georgia	L, 3-5	3/10	North Dakota State	W, 19-1	4/27	Georgia	W, 8-7	3/8	Indiana State	W, 9-6
5/1	at Georgia	L, 2-7	3/11	North Dakota State	W, 8-0	4/28	Georgia	L, 3-9	3/10	Georgetown College	W, 12-5
5/2	at Georgia	L, 1-5	3/11	North Dakota State	W, 9-5	4/29	Georgia	W, 13-5	3/11	Indiana	W, 8-7
5/5	Louisville	L, 6-9	3/14	Cleveland State	W, 15-2	5/4	at South Carolina	L, 1-8	3/13	at LSU	L, 3-5
5/7	LSU	W, 10-3	3/15	Cleveland State	W, 20-3	5/5	at South Carolina	W, 8-4	3/15	at LSU	W, 5-2
5/8	LSU	L, 8-11	3/17	LSU	W, 8-2	5/6	at South Carolina	L, 6-13	3/15	at LSU	L, 1-3
5/9	LSU	L, 4-15	3/18	LSU	W, 6-3	5/9	at Evansville	L, 4-5	3/17	at New Orleans	W, 5-4
5/11	Western Kentucky	W, 10-5	3/19	LSU	L, 2-5	5/11	at Ole Miss	W, 8-1	3/20	Vanderbilt	W, 3-1
5/14	Alabama	L, 2-6	3/22	Xavier	W, 13-3	5/12	at Ole Miss	L, 2-9	3/21	Vanderbilt	W, 6-2
5/15	Alabama	W, 9-8	3/24	at Tennessee	L, 6-7	5/13	at Ole Miss	W, 9-7	3/22	Vanderbilt	L, 2-4
5/16	Alabama	L, 11-12 (12)	3/25	at Tennessee	W, 6-1	5/17	Auburn	L, 7-18	3/24	(2) vs. West Virginia	L, 7-10
5/19	Murray State	W, 9-1	3/26	at Tennessee	W, 4-1	5/18	Auburn	L, 6-13	3/25	Cincinnati	L, 6-12
5/21	at Vanderbilt	L, 1-9	3/29	Morehead State	W, 15-4	5/19	Auburn	W, 8-7	3/28	South Carolina	L, 19-20
5/22	at Vanderbilt	L, 6-8	3/31	at Auburn	W, 8-7				3/28	South Carolina	W, 5-4
5/23	at Vanderbilt	L, 5-11	4/1	at Auburn	L, 1-5	2008 (44-19, 16-14 SEC)			3/29	South Carolina	L, 2-4
(1) <i>Rock Hill, S.C.</i>			4/2	at Auburn	L, 6-12	2/23	(1) vs. Xavier	W, 10-1	3/31	Marshall	W, 2-0
(2) <i>Millington, Tenn.</i>			4/5	Louisville	W, 5-4	2/24	(1) vs. Fairfield	W, 13-3	4/1	Wright State	W, 6-3
			4/7	Florida	W, 8-7	2/24	(1) at South Alabama	W, 10-3	4/3	at Ole Miss	L, 3-4
			4/8	Florida	L, 4-6	2/26	Oakland	W, 15-5	4/4	at Ole Miss	L, 3-10
2005 (29-27, 7-22 SEC)			4/9	Florida	W, 8-6	2/28	Oakland	W, 12-2	4/5	at Ole Miss	L, 0-8
2/18	(1) vs. Appalachian State	W, 6-1	4/14	at Arkansas	L, 9-10	2/29	Butler	W, 14-1	4/8	Western Kentucky	L, 9-10
2/19	(1) at Charleston Southern	L, 2-3	4/15	at Arkansas	L, 6-10	3/1	Butler	W, 14-0	4/11	Georgia	L, 4-7
2/20	(1) vs. George Mason	W, 15-4	4/16	at Arkansas	W, 7-5	3/1	Butler	W, 21-2	4/11	Georgia	L, 4-7
2/23	Cumberland (Ky.)	W, 11-10	4/19	at Louisville	W, 3-1	3/2	Butler	W, 12-4	4/12	Georgia	L, 4-5
2/25	Buffalo	W, 4-3 (10)	4/21	South Carolina	W, 10-9	3/5	Evansville	W, 15-1	4/14	at Louisville	W, 8-7
2/26	Buffalo	W, 10-7	4/22	South Carolina	W, 15-12	3/9	Purdue	W, 3-2	4/17	at Mississippi State	W, 5-4
2/27	Buffalo	W, 11-9	4/23	South Carolina	W, 12-9	3/10	Purdue	W, 6-1	4/18	at Mississippi State	L, 3-4
3/4	Toledo	W, 7-0	4/26	Murray State	W, 9-3	3/10	Purdue	W, 4-3	4/19	at Mississippi State	W, 22-17
3/5	Toledo	W, 15-4	4/26	Murray State	W, 3-2	3/11	Eastern Michigan	W, 18-5	4/21	Lipscomb	L, 7-8
3/6	Toledo	W, 14-12	4/28	at Vanderbilt	L, 6-8	3/11	Eastern Michigan	W, 8-6	4/22	Evansville	L, 7-11
3/10	Morehead State	L, 5-12	4/29	at Vanderbilt	W, 11-9	3/14	Alabama	W, 7-5	4/24	at Alabama	L, 6-11
3/11	(2) vs. Northern Illinois	W, 17-5	4/30	at Vanderbilt	W, 12-9	3/15	Alabama	W, 15-2	4/25	at Alabama	W, 11-1
3/12	(2) vs. Illinois State	W, 7-1	5/5	Ole Miss	W, 8-3	3/16	Alabama	W, 5-1	4/26	at Alabama	L, 2-3
3/13	(2) vs. Rhode Island	W, 8-5	5/6	Ole Miss	W, 3-2	3/20	Xavier	W, 12-1	4/28	Louisville	L, 2-11
3/13	(2) vs. Rhode Island	L, 5-7 (7)	5/7	Ole Miss	W, 6-1	3/21	at Auburn	L, 0-2	5/1	Tennessee	W, 6-4
3/15	(2) vs. Miami (Ohio)	L, 5-6	5/12	Mississippi State	W, 18-5	3/22	at Auburn	L, 5-7	5/2	Tennessee	L, 2-8
3/18	at Alabama	L, 3-5	5/13	Mississippi State	W, 3-2	3/23	at Auburn	W, 9-8	5/3	Tennessee	W, 17-11
3/19	at Alabama	L, 3-5	5/14	Mississippi State	W, 10-9	3/25	Xavier	W, 5-2	5/9	Auburn	W, 6-5
3/20	at Alabama	L, 4-10	5/15	Belmont	W, 7-2	3/28	at South Carolina	W, 15-3	5/9	Auburn	W, 6-3
3/25	(3) Georgia	L, 2-6	5/18	at Georgia	L, 9-10	3/29	at South Carolina	L, 7-13	5/10	Auburn	L, 5-7
3/26	(3) Georgia	L, 11-14	5/19	at Georgia	W, 8-3	3/30	at South Carolina	L, 2-6	5/12	Morehead State	W, 18-10
3/29	Georgetown College	W, 6-4	5/20	at Georgia	L, 0-4	4/2	Western Kentucky	W, 7-3	5/14	at Florida	L, 3-10
3/30	at Louisville	W, 12-11	5/24	(1) vs. South Carolina	L, 2-4	4/5	Mississippi State	L, 5-6	5/15	at Florida	W, 8-7
4/1	at Florida	L, 9-10	5/25	(1) vs. Georgia	L, 10-16	4/5	Mississippi State	W, 13-4	5/16	at Florida	L, 9-13
4/2	at Florida	L, 11-20	6/2	(2) vs. Ball State	L, 1-3	4/6	Mississippi State	W, 9-8	(1) <i>Caravelle Resort Invitational, Myrtle Beach, S.C.</i>		
4/3	at Florida	L, 6-11	6/3	(2) vs. Notre Dame	W, 10-4	4/8	Louisville	W, 7-6	(2) <i>Mountaineer Power Classic, Charleston, W. Va.</i>		
4/6	Evansville	W, 17-1	6/4	(2) vs. Ball State	W, 12-9	4/11	at Georgia	L, 2-3			
4/8	Tennessee	L, 2-18	6/4	(2) vs. College of Charleston	L, 4-7	4/12	at Georgia	L, 4-13	2010 (31-25, 13-17 SEC)		
4/9	Tennessee	W, 5-4				4/13	at Georgia	L, 4-6	2/19	(1) vs. Virginia Tech	W, 15-6
4/10	Tennessee	L, 9-10 (10)	(1) <i>SEC Tournament; Hoover, Ala.</i>			4/15	at Cincinnati	W, 9-4	2/18	(1) vs. West Virginia	W, 6-0
4/13	Louisville	W, 4-3 (10)	(2) <i>NCAA Lexington Regional</i>			4/16	Morehead State	W, 6-5	2/19	(1) at Coastal Carolina	W, 3-2
4/15	(3) Auburn	L, 4-8	2007 (34-19-1, 13-16-1 SEC)			4/18	Florida	W, 11-7	2/26	Bowling Green	W, 6-4
4/16	(3) Auburn	W, 6-2	2/16	at Furman	W, 12-1	4/19	Florida	L, 7-13	2/27	Bowling Green	W, 4-3
4/17	(3) Auburn	L, 3-4	2/17	at Furman	W, 16-3	4/20	Florida	W, 3-2	2/28	Bowling Green	W, 10-4
4/19	Northern Kentucky	W, 10-4	2/18	at Furman	W, 13-4	4/22	at Louisville	L, 5-6	3/2	Morehead State	W, 5-2
4/20	at Cincinnati	L, 2-7	2/21	Murray State	W, 8-5	4/23	at Western Kentucky	W, 2-1	3/4	at San Diego State	L, 4-12
4/22	at Mississippi State	L, 4-12	2/23	Tennessee Tech	W, 10-2	4/25	at Vanderbilt	L, 2-3	3/5	at San Diego	W, 6-0
4/23	at Mississippi State	W, 12-5	2/24	Tennessee Tech	W, 6-4	4/26	at Vanderbilt	W, 6-2	3/6	(2) vs. Monmouth	W, 14-13
4/24	at Mississippi State	L, 2-3	2/25	Tennessee Tech	W, 10-3	4/27	at Vanderbilt	W, 3-1	3/9	Evansville	W, 7-1
4/27	Marshall	W, 3-1	2/27	Oakland	W, 9-3	4/30	Marshall	W, 9-6	3/10	Evansville	L, 4-8
4/30	Arkansas	L, 5-8	2/28	Xavier	W, 6-2	5/3	LSU	L, 1-3	3/12	IPFW	W, 10-1
4/30	Arkansas	W, 11-8	3/2	Wisconsin Milwaukee	W, 16-3	5/3	LSU	L, 5-12	3/13	IPFW	W, 11-2
5/1	Arkansas	W, 7-1	3/3	Wisconsin Milwaukee	W, 7-3	5/4	LSU	L, 8-9	3/14	IPFW	W, 9-3
5/6	at LSU	L, 5-6	3/4	Wisconsin Milwaukee	W, 18-2	5/6	Wright State	W, 21-3	3/15	Murray State	L, 5-7
5/7	at LSU	W, 7-1	3/7	Cincinnati	W, 21-7	5/9	at Tennessee	W, 5-3	3/17	Wright State	W, 11-1
5/8	at LSU	L, 3-8	3/9	Tennessee-Martin	W, 6-4	5/10	at Tennessee	W, 5-2	3/19	Ole Miss	L, 0-9
5/10	Eastern Kentucky	W, 15-6	3/10	Tennessee-Martin	W, 27-0	5/11	at Tennessee	W, 20-5	3/20	Ole Miss	L, 6-7
5/11	Tusculum	W, 7-1	3/11	Tennessee-Martin	W, 16-7	5/12	at Murray State	W, 4-3	3/21	Ole Miss	W, 12-3
5/13	Vanderbilt	L, 0-8	3/12	Cleveland State	W, 8-0	5/15	Ole Miss	W, 12-4	3/23	Xavier	W, 11-6
5/15	Vanderbilt	W, 6-5 (7)									

3/26	at Vanderbilt	L, 0-7	5/20	at Florida	W, 14-1	3/17	at Florida	W, 6-2	5/13	at Murray State	L, 3-4 (12)
3/27	at Vanderbilt	L, 1-2	5/21	at Florida	L, 3-19	3/19	Western Kentucky	L, 3-6	5/15	at Georgia	W, 13-0
3/27	at Vanderbilt	L, 8-9	(1) College of Charleston Invitational; Charleston, S.C.			3/22	Mississippi State	L, 4-8	5/16	at Georgia	W, 10-0
3/30	at Cincinnati	W, 11-2	(2) Houston College Classic at Minute Maid Park; Houston Texas			3/23	Mississippi State	W, 3-2	5/17	at Georgia	L, 10-11
3/31	Western Kentucky	L, 3-6	(3) at Bowling Green Ballpark; Bowling Green, Ky.			3/23	Mississippi State	W, 4-3	5/20	(3) vs. Alabama	W, 7-1
4/2	at Arkansas	W, 12-8	2012 (45-18, 18-12 SEC)			3/27	Marshall	W, 8-2	5/21	(3) vs. Florida	W, 4-2
4/3	at Arkansas	L, 1-10	2/17	at Wofford	W, 10-4	3/29	Georgia	W, 3-2 (10)	5/22	(3) vs. Mississippi State	W, 7-6 (12)
4/4	at Arkansas	L, 16-17	2/18	(1) vs. Eastern Michigan	W, 10-2	3/30	Georgia	L, 6-7	5/24	(3) vs. Florida	L, 5-6
4/6	Louisville	W, 5-0	2/20	(1) at USC Upstate	W, 6-0	3/31	Georgia	W, 5-0	5/30	(4) vs. Kansas	L, 6-10
4/9	Alabama	W, 7-6	2/24	Buffalo	W, 13-4	4/2	at Louisville	W, 5-4 (11)	5/31	(4) vs. Kent State	W, 4-2
4/10	Alabama	W, 7-6	2/25	Buffalo	W, 9-5	4/5	at LSU	L, 1-11	6/1	(4) vs. Kansas	W, 8-3
4/11	Alabama	L, 9-11	2/26	Buffalo	W, 7-6	4/6	at LSU	L, 1-9	6/1	(4) vs. Louisville	L, 1-4
4/16	Florida	L, 8-10	2/28	Morehead State	W, 3-2	4/7	at LSU	L, 4-11	(1) UNC Wilmington Invite; Wilmington, N.C.		
4/17	Florida	L, 3-6	2/29	Xavier	W, 9-2	4/9	Austin Peay	W, 6-3	(2) Old Dominion Invite; Norfolk, Va.		
4/18	Florida	W, 6-5	3/3	UIC	W, 4-3	4/12	Tennessee	W, 5-4	(3) SEC Tournament; Hoover, Ala.		
4/20	(3) at Western Kentucky	L, 8-24	3/4	UIC	W, 8-2	4/13	Tennessee	L, 9-10	(4) NCAA Louisville Regional; Louisville, Ky.		
4/23	at Auburn	L, 6-13	3/5	UIC	W, 20-0	4/14	Tennessee	L, 0-5	2015 (30-25, 14-15 SEC)		
4/25	at Auburn	W, 8-7	3/6	Tennessee Tech	W, 10-6	4/16	Louisville	L, 5-12	2/13	(1) vs. Ball State	W, 11-7
4/25	at Auburn	L, 5-6	3/7	Marshall	W, 7-3	4/20	at South Carolina	L, 2-5	2/14	(1) vs. Richmond	W, 10-1
4/28	at Louisville	L, 9-10	3/9	Canisius	W, 19-9	4/21	at South Carolina	L, 2-3	2/19	at Southern California	L, 2-5
4/30	at Tennessee	W, 12-8	3/10	Canisius	W, 7-5	4/23	at Western Kentucky	L, 2-3 (18)	2/20	at UC Santa Barbara	L, 3-10
5/1	at Tennessee	L, 6-8	3/11	Canisius	W, 5-4	4/25	at Ole Miss	W, 3-2	2/21	at UC Santa Barbara	L, 0-11
5/2	at Tennessee	L, 1-3	3/13	Wright State	W, 9-1	4/26	at Ole Miss	L, 5-11	2/22	at UC Santa Barbara	W, 12-7
5/7	South Carolina	L, 9-13	3/14	Murray State	W, 2-1	4/27	at Ole Miss	W, 5-4	2/27	(2) vs. Nebraska-Omaha	W, 6-5 (14)
5/8	South Carolina	W, 2-1	3/16	South Carolina	W, 4-3	5/3	Arkansas	L, 1-2	2/28	(2) vs. Nebraska-Omaha	W, 5-1
5/9	South Carolina	W, 9-3	3/17	South Carolina	W, 4-3	5/4	Arkansas	L, 3-5	2/28	(2) vs. Northeastern	W, 5-4
5/11	at Indiana	L, 17-18	3/18	South Carolina	W, 6-3	5/4	Arkansas	W, 4-3	3/1	(2) vs. Mount St. Mary's	W, 8-2
5/12	Lipscomb	L, 8-10	3/21	at Cincinnati	W, 10-7	5/7	Wright State	W, 4-1	3/3	Murray State	W, 4-1
5/14	LSU	W, 11-9	3/23	at Tennessee	L, 1-4	5/11	Vanderbilt	L, 3-11	3/3	Murray State	W, 4-3
5/15	LSU	W, 9-4	3/24	at Tennessee	W, 6-2	5/11	Vanderbilt	L, 3-5	3/7	Northern Kentucky	W, 6-0
5/16	LSU	W, 6-4	3/25	at Tennessee	W, 6-0	5/12	Vanderbilt	L, 5-10	3/8	Northern Kentucky	W, 7-6
5/18	at Murray State	W, 6-3	3/27	Western Kentucky	W, 7-4	5/14	Indiana	W, 5-3	3/8	Northern Kentucky	W, 9-4
5/20	at Georgia	L, 6-8	3/31	at Georgia	L, 6-7	5/16	at Missouri	L, 2-4	3/11	at Cincinnati	W, 9-1
5/21	at Georgia	0-20	4/1	at Georgia	W, 9-8	5/17	at Missouri	W, 5-1	3/13	at South Carolina	L, 1-10
5/22	at Georgia	W, 14-11	4/4	Dayton	W, 11-2	5/18	at Missouri	L, 1-4	3/14	at South Carolina	L, 3-4
(1) Caravelle Resort Invitational, Myrtle Beach, S.C.			4/6	Ole Miss	W, 19-6	5/21	(4) vs. Ole Miss	L, 1-4	3/15	at South Carolina	L, 4-6 (10)
(2) at University of San Diego; San Diego, Calif.			4/7	Ole Miss	W, 3-2	(1) USC Upstate Invite; Spartanburg, S.C. (at Wofford)		3/17	Ohio	L, 7-10	
(3) at Bowling Green Ballpark; Bowling Green, Ky.			4/8	Ole Miss	L, 3-8	(2) USC Upstate Invite; Spartanburg, S.C. (at Upstate)		3/20	Mississippi State	W, 10-2	
2011 (25-30, 8-22 SEC)			4/10	at Louisville	W, 8-3	(3) Caravelle Resort Invite; Myrtle Beach, S.C.		3/21	Mississippi State	W, 9-7	
2/18	(1) at College of Charleston	L, 6-11	4/13	at Arkansas	L, 7-8	(4) SEC Tournament; Hoover, Ala.		3/22	Mississippi State	L, 5-12	
2/19	(1) vs. Marshall	L, 4-6	4/14	at Arkansas	W, 5-4	2014 (37-25, 14-16 SEC)		3/24	at Western Kentucky	L, 3-12	
2/20	(1) vs. Miami (Ohio)	L, 1-3	4/14	at Arkansas	W, 2-1	2/14	(1) vs. Virginia	W, 8-3	3/25	Morehead State	W, 9-4
2/22	at Morehead State	W, 12-3	4/17	Cincinnati	W, 7-0	2/15	(1) at UNC Wilmington	W, 10-4	3/27	at LSU	W, 5-4 (12)
2/23	Eastern Michigan	W, 5-2	4/20	LSU	L, 4-5	2/16	(1) vs. VMI	L, 9-10	3/28	at LSU	L, 3-7
2/25	Illinois-Chicago	L, 8-10	4/21	LSU	W, 8-1	2/17	at USC Upstate	L, 6-8	3/29	at LSU	W, 12-10 (11)
2/26	Illinois-Chicago	W, 13-3	4/22	LSU	W, 7-6	2/21	(2) vs. St. Joe's	W, 16-2	3/31	Indiana	L, 7-11
2/27	Illinois-Chicago	W, 3-1	4/24	at Louisville	L, 2-10	2/22	(2) at Old Dominion	W, 7-5	4/4	Texas A&M	L, 2-5
3/4	(2) vs. Rice	L, 7-8	4/27	at Vanderbilt	W, 5-2	2/23	(2) vs. St. John's	W, 13-0	4/4	Texas A&M	L, 3-6
3/5	(2) vs. Houston	L, 5-8	4/28	at Vanderbilt	L, 3-4	2/25	Wright State	W, 7-1	4/10	at Arkansas	L, 3-5
3/6	(2) vs. Utah	W, 2-1	4/29	at Vanderbilt	L, 1-6	2/28	Eastern Michigan	W, 8-2	4/11	at Arkansas	W, 16-4
3/8	Eastern Kentucky	W, 8-1	5/3	Florida	L, 3-5	3/1	Eastern Michigan	W, 9-5	4/12	at Arkansas	L, 3-7
3/9	Middle Tennessee State	L, 4-9	5/4	Florida	L, 1-5	3/1	Eastern Michigan	W, 13-2	4/14	Western Kentucky	L, 3-5 (10)
3/11	Niagara	W, 9-2	5/5	Florida	W, 2-1	3/5	Cincinnati	W, 7-0	4/16	Tennessee	W, 5-0
3/12	Niagara	W, 4-0	5/9	at Indiana	W, 6-5 (12)	3/5	Cincinnati	W, 11-4	4/17	Tennessee	W, 3-1
3/13	Niagara	W, 2-1	5/11	Alabama	W, 4-2	3/7	Ball State	L, 8-10 (10)	4/18	Tennessee	W, 5-3
3/15	Murray State	W, 7-6	5/12	Alabama	W, 7-6	3/8	Ball State	W, 24-1	4/21	Xavier	W, 6-1
3/18	Tennessee	W, 5-3	5/15	Alabama	W, 8-1	3/9	Ball State	W, 26-3	4/24	at Florida	W, 3-0
3/19	Tennessee	L, 8-12	5/17	at Mississippi State	L, 3-7	3/11	at Indiana	L, 2-7	4/25	at Florida	W, 7-6
3/20	Tennessee	W, 7-3	5/18	at Mississippi State	L, 1-3	3/14	at Alabama	L, 0-3	4/26	at Florida	L, 1-10
3/22	Cincinnati	W, 4-2	5/19	at Mississippi State	L, 3-4	3/15	at Alabama	W, 7-2	4/28	at Louisville	L, 1-2
3/23	Canisius	W, 12-4	5/22	(2) vs. Ole Miss	W, 2-0	3/15	at Alabama	L, 3-5 (10)	5/1	Vanderbilt	L, 3-13
3/25	at Alabama	L, 0-4	5/24	(2) vs. Mississippi State	W, 5-1	3/18	Western Kentucky	W, 10-3	5/2	Vanderbilt	W, 11-5
3/26	at Alabama	L, 5-6	5/26	(2) vs. Mississippi State	L, 1-2	3/21	South Carolina	W, 13-5	5/3	Vanderbilt	L, 3-7
3/27	at Alabama	L, 3-8	6/1	(3) vs. Kent State	L, 6-7 (21)	3/22	South Carolina	W, 2-1	5/6	Louisville	L, 2-5
3/29	Tennessee Tech	W, 11-8	6/2	(3) vs. Valparaiso	W, 8-1	3/23	South Carolina	L, 3-8	5/8	Georgia	W, 6-2
4/1	at South Carolina	L, 1-3	6/3	(3) at Purdue	W, 6-3	3/26	Xavier	W, 9-6	5/9	Georgia	L, 3-12
4/2	at South Carolina	L, 3-4	6/3	(3) vs. Kent State	L, 2-3	3/28	at Vanderbilt	W, 4-2	5/10	Georgia	L, 1-6 (10)
4/3	at South Carolina	L, 1-4	(1) USC Upstate Invite; Spartanburg, S.C.			3/29	at Vanderbilt	L, 3-9	5/12	Northern Kentucky	W, 5-1
4/5	Xavier	W, 15-2	(2) SEC Tournament; Hoover, Ala.			3/30	at Vanderbilt	L, 2-6	5/14	at Missouri	W, 1-0
4/8	Auburn	L, 9-12	(3) NCAA Gary Regional; Gary, Ind.			4/1	Louisville	W, 8-2	5/15	at Missouri	L, 3-6
4/9	Auburn	L, 8-15	2/15	(1) vs. UNC Asheville	W, 9-2	4/4	Florida	W, 17-1	5/16	at Missouri	W, 8-2
4/10	Auburn	L, 2-8	2/17	(2) vs. Niagara	W, 20-3	4/5	Florida	L, 10-11	5/19	(3) vs. Auburn	L, 3-6
4/12	at Louisville	W, 3-2	2/18	at USC Upstate	W, 11-10	4/6	Florida	W, 9-8	(1) Buffalo Wild Wings Battle at the Beach (Wilmington, N.C.)		
4/15	at Ole Miss	L, 2-3	2/21	(3) vs. Kansas State	L, 5-7	4/8	Morehead State	L, 4-6	(2) Snowbird Classic (Port Charlotte, Fla.)		
4/16	at Ole Miss	L, 10-12	2/22	(3) vs. Elon	W, 6-1	4/11	Missouri	L, 7-8	(3) SEC Tournament; Hoover, Ala.		
4/17	at Ole Miss	L, 8-11	2/24	(3) at Coastal Carolina	W, 8-2	4/12	Missouri	W, 12-0			
4/19	(3) at Western Kentucky	L, 8-11	3/1	Akron	W, 21-2	4/13	Missouri	L, 3-8			
4/23	Arkansas	W, 3-2	3/2	Akron	W, 7-0	4/15	at Louisville	W, 4-2			
4/23	Arkansas	W, 3-1	3/3	Akron	W, 9-2	4/18	at Texas A&M	W, 6-3			
4/24	Arkansas	L, 1-5	3/6	Xavier	W, 6-3	4/19	at Texas A&M	W, 11-4			
4/26	Louisville	W, 7-1	3/8	Michigan State	W, 2-1	4/20	at Texas A&M	L, 2-14			
4/28	at LSU	L, 5-9	3/9	Michigan State	L, 1-6	4/22	Tennessee Tech	W, 15-13			
4/29	at LSU	L, 4-12	3/10	Michigan State	W, 3-1	4/25	Ole Miss	L, 4-12			
4/30	at LSU	L, 4-8	3/12	Ohio	W, 6-3	4/26	Ole Miss	L, 5-18			
5/6	Vanderbilt	W, 2-0	3/15	at Florida	L, 1-4	4/27	Ole Miss	L, 6-9			
5/7	Vanderbilt	L, 3-10	3/16	at Florida	W, 11-5	5/1	at Tennessee	W, 15-1			
5/8	Vanderbilt	L, 4-8	3/17	at Florida	W, 11-5	5/2	at Tennessee	L, 2-8			
5/10	Indiana	W, 8-5	3/18	at Florida	W, 11-5	5/3	at Tennessee	L, 1-5			
5/13	Georgia	W, 7-4	3/19	at Florida	W, 11-5	5/9	Auburn	W, 6-3			
5/14	Georgia	W, 12-5	3/20	at Florida	W, 11-5	5/10	Auburn	L, 1-8			
5/15	Georgia	L, 6-7	3/21	at Florida	W, 11-5	5/11	Auburn	W, 6-5 (10)			
5/19	at Florida	L, 6-9	3/22	at Florida	W, 11-5						



YEAR-BY-YEAR STATS

BATTING

Year	AVG	GP	AB	R	H	2B	3B	HR	RBI	TB	SLG%	BB	HBP	SO	OB%	SF	SH	SB	ATT	PO	A	E	Fld
1979	.314	47	1399	316	439	71	15	50	286	690		287		136			27	55	79	1068	437	65	.959
1980	.284	46	1445	285	410	66	9	51	270	647		261		183			34	39	55	1121	511	60	.965
1981	.293	56	1743	355	511	90	11	60	301	803		260		233			52	72	91	1340	607	90	.956
1982	.289	55	1683	329	486	108	2	50	296	748		246		220			26	64	76	1230	564	111	.942
1983	.318	45	1363	339	434	83	5	40	302	647		227		199			18	54	69	992	451	75	.951
1984	.280	47	1438	285	402	71	5	62	251	669	.465	208	14	235			22	49	68	1084	467	78	.952
1985	.298	52	1797	334	536	90	9	64	292	836	.465	200		269			66	91	1295	572	92	.953	
1986	.302	53	1856	404	561	118	15	65	358	904	.487	235		280			35	71	103	1325	557	95	.952
1987	.312	55	1731	396	540	107	10	88	339	931	.538	216	12	293	.384	23	15	69	89				
1988	.321	63	2143	482	687	132	11	72	427	1057	.793	327	24	360	.412	27	22	93	123	1554	681	92	.960
1989	.294	54	1821	367	535	99	7	51	320	801	.440	257	20	326	.383	21	24	58	89	1365	640	80	.962
1990	.271	56	1821	338	494	86	17	33	302	713	.392	259	23	361	.416	23	26	88	111	1391	648	93	.956
1991	.300	61	2050	459	616	122	16	86	396	1028	.501	333	25	415	.444	25	31	52	64	1524	610	83	.963
1992	.303	56	1929	440	585	118	10	68	381	927	.481	315	37	362	.438	29	26	45	53	1471	580	102	.953
1993	.307	62	2098	445	644	109	16	79	389	1022	.487	262		418	.397	25	40	82	119	1617	698	97	.960
1994	.304	57	2057	463	626	135	19	110	409	1129	.549	236	32	403	.385	24	17	59	87	1503	584	126	.943
1995	.280	61	2078	386	581	117	12	55	325	887	.427	302	51	490	.384	24	48	135	187	1617	650	143	.941
1996	.308	59	2087	462	642	128	15	83	400	1049	.503	293	39	454	.404	21	19	142	199	1556	663	111	.952
1997	.285	55	1906	360	543	101	10	64	308	856	.449	241	44	370	.376	10	28	80	124	1422	649	114	.948
1998	.313	57	2041	418	639	148	9	86	387	1063	.521	241	26	360	.390	17	22	53	87	1505	680	112	.951
1999	.285	57	2030	352	579	96	7	84	316	941	.464	228	35	441	.365	16	30	77	109	1530	632	113	.950
2000	.304	59	2103	427	639	124	14	68	383	995	.473	232	40	353	.379	28	21	97	124	1576	639	91	.961
2001	.287	56	2008	332	577	116	7	62	297	893	.445	164	30	331	.347	17	19	61	88	1484	609	80	.963
2002	.251	53	1790	274	449	87	12	47	253	701	.392	184	45	389	.333	18	18	34	50	1369	555	100	.951
2003	.273	56	1908	283	521	93	5	38	254	738	.387	167	42	312	.342	18	43	40	74	1479	703	73	.968
2004	.288	54	1862	372	537	128	13	52	343	847	.455	239	71	384	.386	25	53	21	34	1434	674	89	.959
2005	.300	56	1882	397	564	114	19	39	346	833	.443	294	65	430	.406	30	56	72	95	1462	698	109	.952
2006	.299	61	2057	500	615	146	9	99	456	1076	.523	337	80	428	.411	34	67	52	74	1625	797	88	.965
2007	.320	54	1854	461	594	124	22	44	421	894	.482	317	93	371	.437	35	66	64	79	1445	622	87	.960
2008	.318	63	2157	510	685	152	13	83	461	1112	.516	283	88	468	.412	38	75	76	102	1687	149	66	.974
2009	.297	54	1860	372	553	80	7	56	336	815	.438	206	71	377	.385	20	51	71	87	1425	553	70	.966
2010	.302	56	1926	409	582	101	9	83	372	950	.493	225	106	358	.400	24	40	120	146	1473	658	87	.961
2011	.299	55	1854	313	555	113	12	49	288	839	.453	177	85	336	.383	17	49	72	95	1428	533	68	.966
2012	.294	63	2177	383	641	123	5	56	351	942	.433	226	91	425	.380	28	46	52	69	1710	672	59	.976
2013	.255	55	1836	284	469	69	9	36	254	664	.362	226	86	372	.359	26	43	57	79	1486	630	58	.973
2014	.299	62	2193	472	655	121	11	60	422	978	.446	268	109	406	.398	26	30	67	86	1670	691	77	.968
2015	.288	55	1897	289	546	93	10	31	264	752	.396	188	84	359	.374	21	24	53	72	1479	630	68	.969

PITCHING

No.	ERA	W	L	GS	CG	SHO	SV	IP	H	R	ER	BB	SO	2B	3B	HR	AB	B/Avg	WP	HBP	BK
1979	6.14	29	18	47	20	5	11	363 1/3	390	285	248	254	250								
1980	4.95	25	21	46	17	3	6	374 2/3	355	242	206	237	245								
1981	3.97	39	16	56	10	1	10	446 2/3	395	243	197	263	310								
1982	5.86	23	32	55	15	2	2	410	464	346	367	276	260								
1983	3.37	31	14	44	15	4	5	330 2/3	299	163	124	201	248								
1984	4.38	25	22	47	13	2	7	361 1/3	374	232	176	193	253				1441	.260			
1985	5.02	28	24	52	9	1	9	431 2/3	447	299	241	220	392								
1986	5.54	25	28	53	8		7	442	491	358	272	248	375								
1987	4.61	39	15	55	8	0	13	424	434	275	217	218	328	82	8	44	1636	.265	48	34	4
1988	5.35	38	25	63	9	1	8	516	552	367	307	308	375						55	43	5
1989	6.69	28	25	54	11	1	8	455	545	380	338	293	359	111	8	58	1816	.300	55	43	2
1990	4.83	27	29	56	12	4	5	466	498	309	250	220	359	102	13	20	1835	.271	46	38	4
1991	4.77	41	20	61	9	1	14	513 2/3	510	335	272	295	446	94	15	47	1947	.262	28	37	6
1992	4.92	33	23	56	6	0	10	483	541	344	264	219	416	105	13	47			53	37	4
1993	4.34	38	23	62	11	2	17	539	543	318	260	232	471	111	15	43	2383	.263		40	1
1994	5.54	32	25	57	3	1	7	500 1/3	585	397	308	241	429	102	10	62	2374	.286	61	47	0
1995	5.36	29	32	61	7	0	11	539	606	411	321	244	502	109	10	57			48	58	1
1996	5.43	35	24	57	7	2	7	518 1/3	571	398	313	235	483	101	13	59			42	43	8
1997	6.99	20	34	55	8	3	8	474	632	431	368	228	331	118	13	56	1975	.320	40	43	2
1998	7.86	26	31	57	0	0	11	501 2/3	691	535	438	274	326	132	10	101	2505	.326	40	71	7
1999	5.70	25	32	57	11	1	6	510	588	401	323	265	491	115	9	64	2055	.286	105	51	5
2000	4.73	38	20	59	5	5	13	525 1/3	587	330	276	190	448	109	14	54	2076	.283	45	69	3
2001	5.26	33	34	56	5	1	8	494 2/3	572	371	289	231	383	96	10	65	1973	.290	59	42	14
2002	5.88	16	36	53	5	1	3	456 1/3	568	373	298	173	397	125	14	54	1888	.301	40	37	9
2003	4.91	24	32	56	4	2	9	493	590	333	269	197	350	121	14	39	1968	.300	47	42	10
2004	5.86	24	30	54	2	2	3	478	617	386	311	176	370	130	6	51	1982	.311	42	39	7
2005	5.23	29	27	56	3	1	11	487 1/3	581	367	283	192	288	106	14	55	1972	.295	26	54	2
2006	3.95	44	17	61	8	2	13	541 2/3	641	310	238	140	363	73	7	31	2164	.296	37	63	8
2007	4.56	34	19	54	2	2	12	481 2/3	576	330	244	156	369	81	4	43	1975	.292	41	49	9
2008	3.71	44	19	63	4	1	12	563	580	284	232	193	475	88	5	44	2165	.268	40	49	4
2009	5.55	28	26	54	4	2	9	475	540	349	293	202	523	87	4	52	1899	.284	65	60	10
2010	5.85	31	25	56	2	2	11	491	584	378	319	197	394	84	8	55	1975	.296	53	88	10
2011	4.73	25	30	55	5	2	11	476	569	311	250	170	408	90	9	36	1906	.299	49	49	5
2012	3.41	45	18	63	0	5	22	570	557	248	216	165	502	88	14	27	2140	.260	47	48	9
2013	3.58	30	25	55	0	2	12	495 1/3	516	248	197	144	373	93	10	30	1898	.272	27	41	10
2014	4.03	37	25	62	2	5	12	556 2/3	591	319	249	192	375	92	10	36	1637	.275	53	45	12
2015	4.36	30	25	55	3	4	12	493	506	287	239	168	407	85	13	48	1896	.267	44	42	10

YEARLY LEADERS

BATTING

Batting Average

1979	Mike Botkin	.333
1980	Jeff Shartzler	.341
1981	Bill Sandry	.373
1982	Mike Botkin	.368
1983	Brandt Ely	.422
1984	Randy Clark	.353
1985	Randy Clark	.357
1986	Terry Shumpert	.364
1987	Terry Shumpert	.376
1988	Vince Castaldo	.363
1989	Mark Blythe	.346
1990	Mike Harris	.371
1991	Mike Harris	.389
1992	Jeff Abbott	.376
1993	Eddie Brooks	.342
1994	Jeff Abbott	.445
1995	Chad Green	.350
1996	Paul Blandford	.403
1997	Josh Loggins	.338
1998	Josh Loggins	.384
1999	John Wilson	.360
2000	Andy Green	.368
2001	Gordon Tyler	.343
2002	Spencer Graeter	.317
2003	Brad Pickrell	.322
2004	Spencer Graeter	.332
2005	Shaun Lehmann	.352
2006	Ryan Strieby	.343
2007	Mike Brown	.369
2008	Sawyer Carroll	.419
2009	Chris Bisson	.360
2010	Lance Ray	.356
2011	Thomas McCarthy	.371
2012	Austin Cousino	.319
	Luke Maile	.319
2013	Kyle Barrett	.349
2014	AJ Reed	.336
2015	Ka'ai Tom	.375

At Bats

1979	Charles Long	160
1980	Jim Leopold	178
1981	Mike Botkin	211
1982	Mike Botkin	201
1983	Jeff Sikes	154
1984	Randy Clark	173
1985	Randy Clark	213
1986	Terry Shumpert	217
1987	Terry Shumpert	202
1988	Billy White	243
1989	Roger Gum	212
1990	Anthony Morrow	199
	Rick Norton	199
1991	Mike Harris	239
1992	Jeff Abbott	210
1993	Mark Bragga	240
1994	Mark Bragga	230
1995	Chad Green	263
1996	Chad Green	256
1997	Andy Green	219
1998	Josh Loggins	242
1999	Andy Green	244
2000	Andy Green	242
2001	Seth Morris	220
2002	Seth Morris	200

2003	Spencer Graeter	221
2004	Casey Gilvin	207
2005	John Shelby	224
2006	Ryan Strieby	233
2007	Sean Coughlin	221
2008	Keenan Wiley	254
2009	Chris Bisson	222
2010	Chad Wright	225
2011	Taylor Black	229
2012	Austin Cousino	260
2013	AJ Reed	214
2014	Austin Cousino	259
2015	Kyle Barrett	237

Hits

1979	Mike Botkin	52
1980	Jeff Shartzler	58
1981	Bill Sandry	79
1982	Mike Botkin	74
1983	Jeff Sikes	50
1984	Randy Clark	61
1985	Randy Clark	76
1986	Terry Shumpert	79
1987	Terry Shumpert	76
1988	Vince Castaldo	86
1989	Mark Blythe	71
1990	Mike Harris	65
1991	Mike Harris	93
1992	Jeff Abbott	79
1993	Hindersman	86
1994	Jeff Abbott	102
1995	Chad Green	92
1996	Paul Blandford	94
1997	Josh Loggins	66
1998	Josh Loggins	93
1999	John Wilson	81
2000	Andy Green	89
2001	Mike Harrison	66
2002	Caleb Stewart	57
2003	Mike Breyman	64
	Spencer Graeter	64
2004	Caleb Stewart	72
2005	John Shelby	77
2006	Ryan Strieby	80
2007	Sean Coughlin	76
2008	Sawyer Carroll	98
2009	Chris Bisson	80
2010	Gunner Glad	72
2011	Thomas McCarthy	78
	Chad Wright	78
2012	Austin Cousino	83
2013	A.J. Reed	60
	J.T. Riddle	60
2014	Max Kuhn	84
2015	Kyle Barrett	84

Runs

1979	Charles Long	41
1980	Jim Leopold	42
1981	Mike Botkin	50
1982	Mike Botkin	46
1983	Scott Knox	33
	Jeff Sikes	33
1984	Randy Clark	44
1985	Clint Arnold	50
1986	Terry Shumpert	60
1987	Terry Shumpert	64
1988	Billy White	74

1989	Mark Blythe	47
1990	Mike Harris	54
1991	Mike Harris	70
1992	Jeff Abbott	70
1993	Billy Thompson	50
1994	Jeff Abbott	68
1995	Chad Green	58
1996	Chad Green	71
1997	David Cheattle	48
1998	Josh Loggins	56
1999	John Wilson	59
2000	Andy Green	66
2001	Seth Morris	47
2002	Spencer Graeter	34
2003	Mike Breyman	39
	Casey Gilvin	39
2004	Caleb Stewart	50
2005	Shaun Lehmann	57
2006	Antone DeJesus	67
2007	Mike Brown	68
2008	Collin Cowgill	80
2009	Chris Bisson	49
2010	Gunner Glad	49
2011	Taylor Black	43
2012	Austin Cousino	61
2013	Austin Cousino	42
2014	Max Kuhn	68
2015	Kyle Barrett	48

Doubles

1979	Mark Hredzak	12
1980	Jeff Shartzler	14
1981	Bill Sandry	20
1982	Mike Botkin	24
1983	Brandt Ely	12
1984	Mike Agnich	11
	Randy Clark	11
1985	Clint Arnold	14
1986	Terry Shumpert	19
1987	Terry Shumpert	19
1988	Vince Castaldo	27
1989	Mark Blythe	15
1990	Vince Castaldo	11
	Mike Harris	11
	Rick Norton	11
	Darin Rieman	11
1991	Steve Phillips	16
1992	Brad Hindersman	19
1993	Eddie Brooks	19
1994	Jeff Abbott	24
1995	Chad Green	17
1996	Chip Rhea	21
1997	Josh Loggins	17
1998	Jason Colemire	23
1999	John Wilson	16
2000	Andy Green	18
2001	Mike Harrison	15
2002	Spencer Graeter	15
2003	Spencer Graeter	16
2004	Caleb Stewart	20
2005	Shaun Lehmann	20
2006	Ryan Strieby	22
2007	Sawyer Carroll	23
2008	Chris Wade	24
2009	Braden Kapteyn	11
2010	Chris Bisson	12
2011	Thomas McCarthy	19
2012	Austin Cousino	20

2013	Austin Cousino	12
2014	AJ Reed	18
2015	Ka'ai Tom	16

Triples

1979	Mike Botkin	4
	Charles Long	4
1980	Mark Hredzak	2
	Jim Leopold	2
1981	Mike Botkin	2
	Michael Harding	2
	Jeff Sikes	2
1982	Mike Botkin	1
	Jeff Sikes	1
1983	Tim Anderson	1
	Brandt Ely	1
	Kevin Gothard	1
	Kenneth Jackson	1
	Brad Walls	1
1984	Kevin Gothard	2
1985	Randy Clark	2
	Russ Schueler	2
1986	Russ Schueler	5
1987	Terry Shumpert	4
1988	Chris Estep	5
1989	Rick Norton	2
1990	Rick Norton	5
1991	Mike Harris	5
1992	Max Reitz	3
1993	Billy Thompson	4
1994	Mark Bragga	5
1995	Chad Green	4
1996	Chad Green	7
1997	David Cheattle	3
	Josh Loggins	3
1998	Josh Loggins	5
1999	Aaron McGlone	2
	John Wilson	2
2000	Andy Green	3
	John Wilson	3
2001	Beau Moore	3
2002	Seth Morris	3
2003	Mike Breyman	2
2004	John Shelby	3
	Caleb Stewart	3
2005	Antone DeJesus	5
2006	Antone DeJesus	3
	Shaun Lehmann	3
2007	Jason Kipnis	5
2008	Sawyer Carroll	3
2009	Chris Bisson	3
2010	Andy Burns	2
	Chad Wright	2
2011	Luke Maile	3
	Chad Wright	3
2012	Austin Cousino	2
2013	A.J. Reed	2
	J.T. Riddle	2
2014	Austin Cousino	4
2015	Kyle Barrett	3

Home Runs

1979	Randy Gipson	11
	Jeff Shartzler	11
1980	Jeff Shartzler	10
1981	Jeff Shartzler	15
1982	Bill Sandry	13
1983	Jeff Sikes	7

1984	Randy Clark	20
1985	Randy Clark	17
1986	Clint Arnold	12
1987	Mitch Knox	19
1988	Chris Estep	13
1989	Mark Blythe	15
1990	Vince Castaldo	8
	Darin Rieman	8
1991	Mike Harris	20
	Rick Norton	20
1992	Jeff Abbott	13
1993	Eddie Brooks	14
1994	Jeff Abbott	23
1996	Chad Green	12
1997	Josh Loggins	11
1998	Jason Colemire	15
	Josh Loggins	15
1999	John Wilson	23
2000	John Wilson	18
2001	Seth Morris	14
2002	Seth Morris	12
2003	Mike Breyman	13
2004	Caleb Stewart	10
2005	John Shelby	10
2006	Ryan Strieby	20
2007	Sean Coughlin	13
2008	Collin Cowgill	19
	Sawyer Carroll	19
2009	Marcus Nidiffer	10
2010	Gunner Glad	12
2011	Luke Maile	9
2012	Luke Maile	12
2013	AJ Reed	13
2014	AJ Reed	23
2015	JaVon Shelby	9

Runs Batted In

1979	Randy Gipson	46
1980	Daniel Pototsky	40
1981	Bill Sandry	52
1982	Mike Botkin	56
1983	Jeff Sikes	42
1984	Randy Clark	41
1985	Randy Clark	57
1986	Clint Arnold	60
1987	Mitch Knox	61
1988	Vince Castaldo	57
1989	Mark Blythe	47
1990	Vince Castaldo	48
1991	Rick Norton	72
1992	Weisberg	57
1993	Brad Hindersman	56
1994	Jeff Abbott	64
1995	Jay Tedesco	57
1996	Chip Rhea	61
1997	Jay Tedesco	43
1998	Josh Loggins	63
1999	John Wilson	56
2000	John Wilson	65
2001	Mike Harrison	39
2002	Seth Morris	42
2003	Mike Breyman	42
2004	Mike Breyman	44
2005	John Shelby	52
2006	Ryan Strieby	77
2007	Sean Coughlin	73
2008	Sawyer Carroll	83
2009	Chris Bisson	52
2010	Gunner Glad	45
2011	Braden Kapteyn	42
2012	Luke Maile	51

2013	AJ Reed	52
2014	AJ Reed	73
2015	Ka'ai Tom	51

Total Bases

1979	Jeff Shartzter	91
1980	Jeff Shartzter	104
1981	Bill Sandry	134
1982	Mike Botkin	124
1983	Jeff Sikes	77
1984	Steven Clark	132
1985	Steven Clark	141
1986	Terry Shumpert	132
1987	Mitch Knox	136
1988	Vince Castaldo	129
1989	Mark Blythe	133
1990	Mike Harris	99
1991	Mike Harris	174
1992	Jeff Abbott	140
1993	Eddy Books	142
1994	Jeff Abbott	203
1995	Jay Tedesco	138
1996	Chad Green	155
1997	Josh Loggins	122
1998	Josh Loggins	168
1999	John Wilson	170
2000	John Wilson	149
2001	Mike Harrison	113
2002	Seth Morris	101
2003	Mike Breyman	118
2004	Caleb Stewart	128
2005	John Shelby	125
2006	Ryan Strieby	164
2007	Sean Coughlin	137
2008	Sawyer Carroll	183
2009	Chris Bisson	101
2010	Gunner Glad	121
2011	Thomas McCarthy	122
2012	Austin Cousino	134
2013	AJ Reed	111
2014	AJ Reed	164
2015	Ka'ai Tom	114

Walks

1979	Randy Gipson	32
1980	Mark Hredzak	38
1981	Mike Botkin	35
1982	Mike Botkin	33
	Mark Mangione	33
1983	Wayne Able	24
1984	Mike Agnich	32
1985	Clint Arnold	32
1986	Clint Arnold	30
1987	Chris Estep	40
1988	Vince Castaldo	45
1989	Mike Harris	34
	Darin Rieman	34
1990	Vince Castaldo	36
1991	Manny Cervantes	44
1992	Max Reitz	42
1993	Mark Michael	40
1994	Mark Bragga	29
1995	Paul Blandford	43
1996	Pete Pryor	36
1997	Jay Tedesco	29
1998	David Cheattle	48
1999	Aaron McGlone	41
2000	John Wilson	41
2001	Mike Harrison	31
2002	Spencer Graeter	28
2003	Mike Breyman	35

2004	Spencer Graeter	35
2005	Michael Bertram	41
2006	Ryan Strieby	46
2007	Brian Spear	53
2008	Collin Cowgill	49
2009	Chris Bisson	20
2010	Chris Bisson	28
2011	Chad Wright	23
2012	Luke Maile	34
2013	Max Kuhn	37
2014	AJ Reed	49
2015	JaVon Shelby	38

Strikeouts

1979	Mark Hredzak	17
1980	Jim Leopold	33
1981	Jim Leopold	34
1982	Jeff Sikes	27
1983	Wayne Able	21
1984	Wayne Able	27
1985	Kevin Gothard	33
1986	Clint Arnold	31
1987	Darin Rieman	41
1988	Chris Estep	67
1989	Darin Rieman	45
1990	Darin Rieman	48
1991	Steve Phillips	54
1992	Jan Weisberg	36
1993	Pookie Jones	70
1994	Pookie Jones	57
1995	Pete Pryor	63
1996	Chip Rhea	65
1997	Josh Loggins	44
	Jay Tedesco	44
1998	Andy Bendix	51
	Mark Murphy	51
1999	Breck Price	49
2000	Seth Morris	59
2001	Seth Morris	54
2002	Seth Morris	59
2003	Casey Gilvin	40
2004	John Shelby	46
2005	Billy Grace	52
2006	Collin Cowgill	53
2007	Sean Coughlin	45
2008	Brian Spear	62
2009	Marcus Nidiffer	44
2010	Andy Burns	44
2011	Luke Maile	49
2012	A.J. Reed	51
2013	Austin Cousino	46
2014	Max Kuhn	49
2015	JaVon Shelby	51

Stolen Bases

1979	Charles Long	19
1980	Mark Hredzak	8
1981	Mike Botkin	19
1982	Bill Barker	12
1983	Terry Ryan	11
1984	Randy Clark	7
	Brandt Ely	7
1985	Kevin Gothard	15
1986	Terry Shumpert	28
1987	Terry Shumpert	32
1988	Vince Castaldo	19
1989	Roger Gum	12
	Anthony Morrow	12
	Billy White	12
1990	Anthony Morrow	35
1991	Mike Harris	19

1992	Mark Michael	11
1993	Mark Michael	26
1994	Chad Green	17
1995	Chad Green	54
1996	Chad Green	55
1997	Andy Green	20
1998	Andy Green	13
1999	Beau Moore	24
2000	Andy Green	27
2001	Beau Moore	19
2002	Spencer Graeter	7
2003	Joe Naill	14
2004	John Shelby	7
2005	John Shelby	23
2006	John Shelby	12
2007	Antone DeJesus	16
2008	Collin Cowgill	23
2009	Chris Wade	14
2010	Chris Bisson	32
2011	Chad Wright	16
2012	Austin Cousino	15
2013	Austin Cousino	14
2014	Austin Cousino	19
2015	Ka'ai Tom	15

PITCHING

Earned Run Average

1979	Joe Georger	2.86
1980	Jeff Keener	3.39
1981	Jeff Keener	0.51
1982	Paul Kilgus	3.51
1983	Paul Kilgus	2.39
1984	Jay Ray	2.04
1985	Jeff Hellman	3.05
1986	David Voit	3.72
1987	Steve Culkar	2.55
1988	David Voit	2.48
1989	Tom Deller	4.55
1990	Rodney Bolton	2.90
1991	Matt Fisher	2.86
1992	Mark Thompson	3.09
1993	Troy Trumbo	3.45
1994	Paul Morse	3.08
1995	Scott Downs	3.30
1996	Adam Milburn	3.17
1997	Scott Downs	5.11
1998	Josh Paxton	5.92
1999	Nathan Kent	4.79
2000	Scott Wade	4.00
2001	Jon Hooker	3.23
2002	Bryan Felkel	4.46
2003	Kalen Gibson	3.41
2004	Aaron Tennyson	3.91
2005	Aaron Tennyson	4.59
2006	Dewayne Oxford	2.35
2007	Aaron Lovett	2.20
2008	Mike Kaczmarek	2.13
2009	Chris Rusin	4.20
2010	Logan Darnell	5.62
2011	Alex Meyer	2.94
2012	Corey Littrell	2.74
2013	Chandler Shepherd	2.77
2014	AJ Reed	2.09
2015	Zack Brown	3.48

Wins

1979	Joe Georger	12
1980	Jeff Keener	7
1981	Jeff Keener	13
1982	Paul Kilgus	6
	Jay Ray	6
1983	Paul Kilgus	6
1984	Jay Ray	6
1985	Jay Ray	6
1986	Vince Tyra	7
1987	Matthew Coleman	10
1988	Doug Sutton	8
	David Voit	8
1989	Rodney Bolton	6
	Matthew Coleman	6
1990	Rodney Bolton	8
1991	Scott Smith	8
1992	Mark Thompson	8
1993	Lorhn Frazier	8
1994	Adam Shadburne	7
1995	Adam Milburn	6
1996	Adam Shadburne	8
1997	Scott Downs	7
1998	Josh Paxton	5
1999	Josh Paxton	6
2000	Scott Wade	7
	Brandon Webb	7
2001	Rob Corrado	5
2002	Joe Blanton	5
2003	Scott Wade	7
2004	Seth Stanley	6
2005	Aaron Tennyson	6
2006	Greg Dombrowski	10
2007	Andrew Albers	6
2008	Andrew Albers	7
2009	Chris Rusin	7
2010	Logan Darnell	5
	Alex Meyer	5
2011	Alex Meyer	7
2012	Corey Littrell	9
2013	Corey Littrell	6
	Jerad Grundy	6
2014	AJ Reed	12
2015	Dustin Beggs	7

Losses

1979	Tim Brandenburg	7
1980	Tim Brandenburg	4
	Jeff Keener	4
	Jeff Parrett	4
1981	Mark Martin	4
1982	Jeff Parrett	12
1983	Paul Kilgus	5
1984	Paul Kilgus	7
1985	Jay Ray	6
1986	Vince Tyra	7
1987	Tom Deller	6
1988	Vince Tyra	5
1989	Matthew Coleman	7
1990	Larry Luebbers	8
1991	Mark Thompson	5
1992	Rodney Henderson	7
1993	Scott Smith	9
1994	Brian Reed	5
	Troy Trumbo	5
	Curtis Whitney	5
1995	Curtis Whitney	6
1996	Aaron Acuff	5
1997	Scott Downs	8
1998	Jason Chaney	5
1999	Brandon Webb	8

2000	Scott Wade	7
2001	Scott Wade	9
2002	Scott Wade	9
2003	Scott Wade	7
2004	Craig Snipp	8
2005	Andrew Albers	6
2006	Craig Snipp	5
2007	Andrew Albers	5
2008	Andrew Albers	4
	Scott Green	4
2009	Logan Darnell	6
2010	Taylor Rogers	7
2011	Taylor Rogers	7
2012	Taylor Rogers	4
2013	AJ Reed	8
2014	Chandler Shepherd	5
	Andrew Nelson	5
2015	Zack Brown	6

Appearances

1979	Joe Georger	20
1980	Jeff Keener	16
1981	Jeff Keener	24
1982	Jeff Parrett	22
1983	Jay Ray	16
1984	Chris Carroll	19
1985	Jack Savage	21
1986	Steve Culkar	18
1987	Jon Hudson	21
1988	David Voit	34
1989	Tom Deller	18
1990	Lorhn Frazier	24
1991	Lorhn Frazier	26
1992	Lorhn Frazier	29
1993	Brian Reed	30
1994	Adam Shadburne	28
1995	Adam Milburn	27
1996	Scott Downs	25
1997	Aaron Acuff	23
	Matt Borne	23
1998	Ben Shaffar	25
1999	Josh Paxton	26
2000	Jon Hooker	28
2001	Joe Blanton	22
	Jon Hooker	22
2002	Mark Galvin	22
2003	Kalen Gibson	26
	Matt Scott	26
2004	Matt Scott	32
2005	Brock Baber	27
2006	Matt Robinson	22
2007	James Paxton	25
2008	Andrew Albers	31
2009	Logan Darnell	28
2010	Matt Little	24
2011	Alex Phillips	28
2012	Alex Phillips	30
2013	Walter Wijas	27
2014	Spencer Jack	26
2015	Zach Strecker	25

Games Started

1979	Joe Georger	16
1980	Tim Brandenburg	10
1981	Mark Martin	12
1982	Paul Kilgus	13
	Jeff Parrett	13
1983	Paul Kilgus	12
1984	Jeff Hellman	11
	Jay Ray	11
1985	Jay Ray	12

1986	Vince Tyra	14
1987	Matthew Coleman	13
1988	Doug Sutton	16
1989	Matthew Coleman	14
1990	Rodney Bolton	14
	Larry Luebbers	14
1991	Scott Smith	15
1992	Rodney Henderson	13
	Scott Smith	13
1993	Scott Smith	16
1994	Brian Reed	15
1995	Greg Reid	14
1996	Aaron Acuff	12
	Scott Downs	12
1997	Scott Downs	16
1998	Jason Chaney	14
	Brandon Webb	14
1999	Nathan Kent	18
2000	Scott Wade	18
2001	Rob Corrado	15
	Scott Wade	15
2002	Joe Blanton	14
2003	Scott Wade	16
2004	Seth Stanley	15
2005	Andrew Albers	14
	Kalen Gibson	14
2006	Greg Dombrowski	15
	Craig Snipp	15
	Aaron Tennyson	15
2007	Andrew Albers	15
2008	Greg Dombrowski	15
2009	Chris Rusin	13
	James Paxton	13
2010	Taylor Rogers	14
2011	Alex Meyer	14
2012	Jerad Grundy	16
	Corey Littrell	16
2013	Corey Littrell	14
	AJ Reed	14
	Jerad Grundy	14
2014	AJ Reed	16
2015	Zack Brown	14
	Dustin Beggs	14

Complete Games

1979	Joe Georger	11
1980	Tim Brandenburg	7
1981	Paul Kilgus	3
1982	Paul Kilgus	6
1983	Paul Kilgus	5
1984	Jay Ray	5
1985	Jay Ray	5
1986	Doug Sutton	3
	Vince Tyra	3
1987	Matthew Coleman	4
1988	Doug Sutton	5
1989	Rodney Bolton	6
1990	Rodney Bolton	8
1991	Scott Smith	5
1992	Mark Thompson	4
1993	Scott Smith	6
1994	Brian Reed	2
1995	Curtis Whitney	3
1996	Scott Downs	4
1997	Scott Downs	7
1998	none	
1999	Nathan Kent	7
2000	Brandon Webb	3
2001	Scott Wade	4
2002	Joe Blanton	3
2003	Heath Castle	2

	Scott Wade	2
2004	James Rodriguez	1
	Seth Stanley	1
2005	Andrew Albers	1
	Greg Dombrowski	1
	Aaron Tennyson	1
2006	Greg Dombrowski	3
	Craig Snipp	3
2007	Chris Rusin	2
2008	Chris Rusin	2
2009	Chris Rusin	4
2010	Logan Darnell	1
	Taylor Rogers	1
2011	Alex Meyer	4
2012	none	
2013	none	
2014	AJ Reed	1
2015	Zack Brown	3

Saves

1979	Kerry Jolly	4
1980	Jeff Parrett	2
1981	Bob Silvanik	6
1982	Chris Carroll	1
	Jeff Parrett	1
1983	Jay Ray	2
1984	Chris Carroll	2
	Jack Savage	2
1985	Jack Savage	7
1986	Darrell Conley	2
	David Voit	2
1987	Steve Culkar	3
	Jon Hudson	3
1988	David Voit	7
1989	Tom Deller	4
1990	Rodney Bolton	2
1991	Lorhn Frazier	3
	Brian Reed	3
1992	Lorhn Frazier	7
1993	Paul Morse	8
1994	Paul Morse	5
1995	Jason Jenkins	2
	Adam Milburn	2
	Mike Pozun	2
	Adam Shadburne	2
	Sam Taylor	2
1996	Adam Shadburne	5
1997	Matt Borne	4
1998	David Cheatle	3
1999	Breck Price	3
2000	Jon Hooker	4
2001	Jon Hooker	5
2002	Casey Gilvin	1
	Cory Hahn	1
	Craig Snipp	1
2003	Kalen Gibson	4
2004	Matt Scott	2
2005	Brock Baber	5
2006	Andrew Albers	7
2007	Aaron Lovett	7
2008	Andrew Albers	5
2009	Braden Kapteyn	4
2010	Matt Little	7
2011	Mike Kaczmarek	4
2012	Trevor Gott	9
2013	Trevor Gott	12
2014	Kyle Cody	5
2015	Spencer Jack	5

Innings Pitched

1979	Joe Georger	104
1980	Jeff Keener	77
1981	Mark Martin	78 2/3
1982	Paul Kilgus	89 2/3
1983	Paul Kilgus	75 1/3
1984	Jay Ray	80
1985	Joseph Farmer	80 2/3
	Jay Ray	80 2/3
1986	Vince Tyra	78 1/3
1987	Matthew Coleman	84 2/3
1988	Doug Sutton	95 1/3
1989	Rodney Bolton	87
1990	Rodney Bolton	111 2/3
1991	Scott Smith	96 1/3
1992	Mark Thompson	90 1/3
1993	Lorhn Frazier	103 2/3
1994	Brian Reed	104 2/3
1995	Greg Reid	83
1996	Adam Shadburne	78 1/3
1997	Scott Downs	105 2/3
1998	Josh Paxton	73
1999	Nathan Kent	126
2000	Brandon Webb	112 2/3
2001	Scott Wade	103
2002	Joe Blanton	100
2003	Scott Wade	89 1/3
2004	Kalen Gibson	74 2/3
2005	Andrew Albers	80 2/3
2006	Craig Snipp	106
2007	Chris Rusin	86 1/3
2008	Chris Rusin	83 2/3
2009	Chris Rusin	94 1/3
2010	Taylor Rogers	83
2011	Alex Meyer	101
2012	Corey Littrell	98 2/3
2013	Corey Littrell	94 1/3
2014	AJ Reed	112
2015	Dustin Beggs	93 2/3

Hits

1979	Joe Georger	95
1980	Jeff Keener	53
	Mark Martin	53
1981	Mark Martin	83
1982	Jeff Parrett	100
1983	Paul Kilgus	64
1984	Jay Ray	74
1985	Joseph Farmer	90
1986	Vince Tyra	89
1987	Tom Deller	88
1988	Doug Sutton	100
1989	Matthew Coleman	104
1990	Rodney Bolton	101
1991	Scott Smith	100
1992	Scott Smith	104
1993	Lorhn Frazier	122
1994	Brian Reed	105
1995	Greg Reid	102
1996	Adam Shadburne	94
1997	Scott Downs	114
1998	Brandon Webb	95
1999	Nathan Kent	139
2000	Brandon Webb	123
2001	Scott Wade	117
2002	Scott Wade	99
2003	Scott Wade	128
2004	Seth Stanley	108
2005	Andrew Albers	89
	Aaron Tennyson	89
2006	Craig Snipp	125

2007	Greg Dombrowski	102
2008	Greg Dombrowski	106
2009	Chris Rusin	95
2010	Taylor Rogers	108
2011	Taylor Rogers	97
2012	Corey Littrell	104
2013	AJ Reed	100
2014	AJ Reed	98
2015	Zack Brown	87

Runs

1979	Tim Brandenburg	53
1980	Jeff Keener	33
1981	Mark Martin	52
1982	Jeff Parrett	91
1983	Paul Kilgus	35
1984	Jeff Hellman	41
1985	Joseph Farmer	61
1986	Vince Tyra	71
1987	Tom Deller	58
1988	Doug Sutton	65
1989	Matthew Coleman	74
1990	Larry Luebbers	53
1991	Rodney Henderson	78
1992	Scott Smith	72
1993	Lorhn Frazier	65
1994	Troy Trumbo	74
1995	Greg Reid	58
1996	Adam Shadburne	57
1997	Scott Downs	71
1998	Brandon Webb	73
1999	Nathan Kent	88
2000	Brandon Webb	68
2001	Rob Corrado	70
2002	Scott Wade	76
2003	Scott Wade	78
2004	Seth Stanley	73
2005	Kalen Gibson	61
2006	Aaron Tennyson	59
2007	Chris Rusin	58
2008	Greg Dombrowski	44
2009	James Paxton	52
2010	Taylor Rogers	68
2011	Corey Littrell	63
2012	Taylor Rogers	49
2013	Jerad Grundy	50
2014	Chandler Shepherd	44
2015	Dustin Beggs	45

Earned Runs

1979	Tim Brandenburg	44
	Timothy Terry	44
1980	Jeff Keener	29
1981	Mark Martin	42
1982	Jeff Parrett	65
1983	Jay Ray	21
1984	Jeff Hellman	30
	Paul Kilgus	30
1985	Joseph Farmer	50
1986	Vince Tyra	51
1987	Tom Deller	42
1988	Doug Sutton	57
1989	Matthew Coleman	66
1990	Larry Luebbers	46
1991	Rodney Henderson	63
1992	Scott Smith	57
1993	Lorhn Frazier	56
1994	Troy Trumbo	58
1995	Greg Reid	52
1996	Adam Shadburne	48
1997	Scott Downs	60

1998	Brandon Webb	65
1999	Nathan Kent	67
2000	Brandon Webb	57
2001	Rob Corrado	61
2002	Scott Wade	54
2003	Scott Wade	55
2004	Seth Stanley	57
2005	Andrew Albers	47
2006	Aaron Tennyson	45
2007	Chris Rusin	47
2008	Greg Dombrowski	36
2009	James Paxton	51
2010	Taylor Rogers	59
2011	Corey Littrell	53
2012	Taylor Rogers	45
2013	Jerad Grundy	45
2014	Dylan Dwyer	34
2015	Dustin Beggs	38

Walks

1979	Timothy Terry	60
1980	Jeff Keener	54
1981	Jeff Keener	46
1982	Jeff Parrett	78
1983	Jeff Parrett	33
1984	Jay Ray	34
1985	Joseph Farmer	49
1986	Vince Tyra	43
1987	Matthew Coleman	38
1988	Doug Sutton	61
1989	Matthew Coleman	53
1990	Rodney Bolton	36
	Rodney Henderson	36
1991	Rodney Henderson	63
1992	Mark Thompson	39
1993	Troy Trumbo	45
1994	Brian Reed	46
1995	Greg Reid	56
1996	Aaron Acuff	43
1997	Scott Downs	45
1998	Matt Borne	40
1999	Ben Shaffar	55
2000	Brandon Webb	41
2001	Joe Blanton	37
2002	Joe Blanton	37
2003	Heath Castle	40
2004	Kalen Gibson	38
2005	Kalen Gibson	37
2006	Aaron Tennyson	26
2007	Chris Rusin	35
2008	Clint Tilford	27
2009	Alex Meyer	45
2010	Alex Meyer	36
2011	Alex Meyer	46
2012	Jerad Grundy	36
2013	Corey Littrell	35
2014	AJ Reed	29
2015	Zack Brown	38

Strikeouts

1979	Joe Georger	76
1980	Jeff Keener	74
1981	Jeff Keener	87
1982	Jeff Parrett	70
1983	Jay Ray	58
1984	Paul Kilgus	55
1985	Jay Ray	78
1986	Vince Tyra	60
1987	Doug Sutton	57
1988	Jon Hudson	73
1989	Rodney Bolton	85
1990	Rodney Bolton	121
1991	Rodney Henderson	75
1992	Rodney Henderson	81
1993	Brian Reed	112
1994	Brian Reed	113
1995	Scott Downs	102
1996	Scott Downs	92
1997	Scott Downs	99
1998	Matt Borne	68
1999	Nathan Kent	116
2000	Brandon Webb	123
2001	Cory Hahn	60
2002	Joe Blanton	133
2003	Scott Wade	63
2004	Kalen Gibson	61
	James Rodriguez	61
2005	Kalen Gibson	43
2006	Craig Snipp	83
2007	Chris Rusin	76
2008	Chris Rusin	65
2009	James Paxton	115
2010	Alex Meyer	63
2011	Alex Meyer	110
2012	Corey Littrell	87
2013	Corey Littrell	77
2014	AJ Reed	71
2015	Dustin Beggs	75

SINGLE-SEASON RECORDS

Games Played

Player, Season	Games
1. Vince Castaldo, 1988	63
Billy White, 1988	63
Collin Cowgill, 2008	63
Chris Wade, 2008	63
Brian Spear, 2008	63
Sawyer Carroll, 2008	63
Keenan Wiley, 2008	63
Thomas McCarthy, 2012	63
J.T. Riddle, 2012	63
Matt Reid, 2012	63

Games Started

Player, Season	Games
1. Vince Castaldo, 1988	63
Billy White, 1988	63
Collin Cowgill, 2008	63
Chris Wade, 2008	63
Brian Spear, 2008	63
Thomas McCarthy, 2012	63
J.T. Riddle, 2012	63
Matt Reid, 2012	63
9. Jeff Michael, 1993	62
AJ Reed, 2014	62
Max Kuhn, 2014	62
12. Brad Hindersman, 1993	61
Matt Bragga, 1993	61
Eddie Brooks, 1993	61
Rick Norton, 1991	61
Ryan Strieby, 2006	61
Collin Cowgill, 2006	61

Batting Average

(Min. of two plate appearances per team game)

Player, Season	Avg.
1. Jeff Abbott, 1994	.445
2. Dom Fucci, 1949	.440
3. Dicky Parsons, 1967	.436
4. Brandt Ely, 1983	.422
5. Sawyer Carroll, 2008	.419
6. Derek Bryant, 1971	.408
7. Paul Blandford, 1996	.403
8. Mike Harris, 1991	.389
9. Darrell Saunders, 1976	.384
10. Josh Loggins, 1998	.380
11. Terry Shumpert, 1987	.376
12. Ka'ai Tom, 2015	.375
13. Ryan Wilkes, 2008	.374

At Bats

Player, Season	AB
1. Chad Green, 1995	263
Austin Cousino, 2014	263
3. Austin Cousino, 2012	260
4. Chad Green, 1996	256
5. Keenan Wiley, 2008	254
6. Andy Green, 1999	244
7. Billy White, 1988	243

8. Andy Green, 2000	242
Thomas McCarthy, 2012	242
9. Matt Bragga, 1993	240
9. Mike Harris, 1991	239
10. Vince Castaldo, 1988	237
Eddie Brooks, 1993	237
Jay Tedesco, 1995	237
Brian Spear, 2008	237
Kyle Barrett, 2015	237

Hits

Player, Season	Hits
1. Jeff Abbott, 1994	102
2. Sawyer Carroll, 2008	98
3. Mike Harris, 1991	93
4. Chad Green, 1995	92
5. Paul Blandford, 1996	90
6. Andy Green, 2000	89
Josh Loggins, 1998	89
8. Chip Rhea, 1996	86
Brad Hindersman, 1993	86
Vince Castaldo, 1988	86
11. Collin Cowgill, 2008	84
Austin Cousino, 2014	84
Kyle Barrett, 2015	84
13. Matt Bragga, 1994	83
Austin Cousino, 2012	83

Runs Scored

Player, Season	Runs
1. Collin Cowgill, 2008	80
2. Billy White, 1988	74
3. Chad Green, 1996	70
Jeff Abbott, 1992	70
Mike Harris, 1991	70
6. Sawyer Carroll, 2008	69
7. Jeff Abbott, 1994	68
Jeff Michael, 1993	68
Mike Brown, 2007	68
Max Kuhn, 2014	68
10. Antone DeJesus, 2006	67
11. Andy Green, 2000	66
12. Matt Bragga, 1994	64
Terry Shumpert, 1987	64

Doubles

Player, Season	2B
1. Vince Castaldo, 1988	27
2. Chris Wade, 2008	24
Jeff Abbott, 1994	24
Mike Botkin, 1982	24
5. Jason Colemire, 1998	23
Sawyer Carroll, 2007	23
7. Sawyer Carroll, 2008	22
Ryan Strieby, 2006	22
9. Mark Murphy, 1998	21
Chip Rhea, 1996	21
11. Shaun Lehmann, 2005	20
Bill Sandry, 1981	20

Austin Cousino, 2012	20
Thomas McCarthy, 2012	20
13. Thomas McCarthy, 2011	19

Triples

Player, Season	3B
1. Dick Ramsey, 1949	8
2. Chad Green, 1996	7
Marv Foley, 1974	7
Dave Bait, 1971	7
Allen Feldhaus, 1961	7
6. Rick Norton, 1990	6
Chris Estep, 1988	6
Russ Schueler, 1986	6
9. nine players	5

Home Runs

Player, Season	HR
1. John Wilson, 1999	23
Jeff Abbott, 1994	23
AJ Reed, 2014	23
4. Chris Gonzalez, 1994	20
Mike Harris, 1991	20
Rick Norton, 1991	20
Randy Clark, 1984	20
Ryan Strieby, 2006	20
9. Sawyer Carroll, 2008	19
Collin Cowgill, 2008	19
Mitch Knox, 1987	19
12. John Wilson, 2000	18
John Shelby, 2006	18

Runs Batted In

Player, Season	RBI
1. Sawyer Carroll, 2008	83
2. Ryan Strieby, 2006	77
3. Sean Coughlin, 2007	73
AJ Reed, 2014	73
5. Rick Norton, 1991	72
6. John Wilson, 2000	65
7. Jeff Abbott, 1994	64
8. Josh Loggins, 1998	63
9. Chip Rhea, 1996	61
Mitch Knox, 1987	61
Collin Cowgill, 2006	61
12. Collin Cowgill, 2008	60
Clint Arnold, 1986	60

Total Bases

Player, Season	TB
1. Jeff Abbott, 1994	203
2. Sawyer Carroll, 2008	183
3. Mike Harris, 1991	174
4. John Wilson, 1999	170
5. Ryan Strieby, 2006	164
AJ Reed, 2014	164
6. Josh Loggins, 1998	161
Collin Cowgill, 2008	160
8. Chad Green, 1996	155

9.	Rick Norton, 1991	154
10.	Paul Blandford, 1996	150
11.	John Wilson, 2000	149
12.	Andy Green, 2000	146

Slugging Percentage

Player, Season	Pct.
1. Jeff Abbott, 1994	.886
2. Sawyer Carroll, 2008	.782
3. Randy Clark, 1984	.763
4. John Wilson, 1999	.756
5. Allen Feldhaus, 1961	.750
6. AJ Reed, 2014	.735
7. Mike Harris, 1991	.728
8. Mitch Knox, 1987	.720
Lance Ray, 2010	.720
10. Mike Agnich, 1984	.706
11. Ryan Strieby, 2006	.704
12. John Wilson, 2000	.700
13. Josh Loggins, 1998	.688
14. Collin Cowgill, 2008	.687

Walks

Player, Season	BB
1. Brian Spear, 2007	53
2. Collin Cowgill, 2008	49
AJ Reed, 2014	49
4. David Cheattle, 1998	48
5. Ryan Strieby, 2006	46
6. Vince Castaldo, 1988	45
7. Sawyer Carroll, 2008	44
Manny Cervantes, 1991	44
Billy White, 1988	44
10. Brian Spear, 2008	43
Paul Blandford, 1995	43
Max Kuhn, 2014	43
13. Mark Murphy, 1997	42
Max Reitz, 1992	42
Jeff Abbott, 1991	42

Strikeouts

Player, Season	SO
1. Pookie Jones, 1993	70
2. Chris Estep, 1988	67
3. Chip Rhea, 1996	65
4. Pete Pryor, 1995	63
5. Brian Spear, 2008	62
6. Jay Tedesco, 1995	60
7. Seth Morris, 2000	59
8. Seth Morris, 2002	59
9. Pookie Jones, 1994	57
10. Chad Green, 1995	56
11. Steve Phillips, 1991	54
Seth Morris, 2001	54

On-base Percentage (Since 1987)

Player, Season	OBP
1. Jeff Abbott, 1992	.533
2. Brian Spear, 2007	.527
3. Blake Feeney, 1990	.516
4. Sawyer Carroll, 2008	.514
5. Jeff Abbott, 1991	.515
6. Mike Harris, 1991	.514

7. Steve Phillips, 1991	.504
8. Mike Harris, 1990	.493
9. Jeff Abbott, 1994	.486
Mike Brown, 2007	.486
11. Collin Cowgill, 2008	.483
12. Jay Tedesco, 1994	.477
13. AJ Reed, 2014	.476
14. Ryan Strieby, 2006	.473

Sacrifice Flies (Since 1987)

Player, Season	SF
1. Jesse Barber, 2004	7
Eddie Brooks, 1993	7
Mark Blythe, 1988	7
Zac Zellers, 2013	7
5. Chris Gonzalez, 1994	6
Ryan Wilkes, 2008	6
Chris Wade, 2008	6
Antone DeJesus, 2006	6
Sawyer Carroll, 2007	6
Cameron Flynn, 2012	6
J.T. Riddle, 2012	6
Ka'ai Tom, 2015	6
12. Jay Tedesco, 1995	5
Jeff Abbott, 1994	5
Jeff Michael, 1992	5
Billy Thompson, 1992	5
Manny Cervantes, 1991	5
Jeff Michael, 1991	5
Collin Cowgill, 2006	5
Michael Bertram, 2006	5
Ryan Wilkes, 2006	5
Sawyer Carroll, 2008	5
Keenan Wiley, 2010	5
Storm Wilson, 2015	5

Sacrifices

Player, Season	SH
1. Chris Wade, 2008	20
2. Chris Wade, 2009	16
3. Ryan Wilkes, 2007	13
4. Mike Brown, 2007	12
5. Ryan Wilkes, 2008	11
Todd Young, 1995	11
7. Ryan Wilkes, 2006	10
Chad Wright, 2009	10
Matt Reid, 2012	10
9. Casey Gilvin, 2004	9
Antone DeJesus, 2005	9
Collin Cowgill, 2006	9
Chris McClendon, 2008	9
Keenan Wiley, 2009	9
Matt Reid, 2013	9

Stolen Bases

Player, Season	SB
1. Chad Green, 1996	56
2. Chad Green, 1995	54
3. Paul Blandford, 1995	36
4. Anthony Morrow, 1990	35
Jimmy Sherrill, 1977	35
6. Chris Bisson, 2010	32

Terry Shumpert, 1987	32
8. Jeff Michael, 1993	28
Terry Shumpert, 1988	28
10. Andy Green, 2000	27
11. Neiko Johnson, 2010	24
Beau Moore, 1999	24
13. Collin Cowgill, 2008	23

Stolen Base Attempts

Player, Season	SBA
1. Chad Green, 1995	70
2. Chad Green, 1996	67
3. Paul Blandford, 1995	49
4. Paul Blandford, 1996	45
5. Chris Bisson, 2010	39
Anthony Morrow, 1990	39
7. Jeff Michael, 1993	34
Terry Shumpert, 1987	34
Terry Shumpert, 1986	34
10. Andy Green, 2000	33
11. John Shelby, 2005	29

Hit By Pitches (Since 1988)

Player, Season	HBP
1. Tyler Howe, 2008	27
2. Zac Zellers, 2012	21
Austin Cousino, 2013	21
4. Antone DeJesus, 2007	20
Taylor Black, 2010	20
6. Braden Kapteyn, 2011	18
Michael Thomas, 2013	18
Austin Cousino, 2014	18
9. Mike Brown, 2007	16
10. Storm Wilson, 2014	15
11. Ryan Strieby, 2006	14
Keenan Wiley, 2009	14
Chad Wright, 2011	14
AJ Reed, 2014	14
13. Collin Cowgill, 2006	13
Brian Spear, 2007	13
Austin Cousino, 2012	13
Thomas Bernal, 2015	13
Connor Heady, 2015	13
16. Pete Pryor, 1995	12
17. Caleb Stewart, 2004	11
Justin Scutchfield, 2004	11
Matt McKinney, 2007	11
Keenan Wiley, 2008	11
Luke Maile, 2012	11
J.T. Riddle, 2012	11
Zac Zellers, 2013	11
Storm Wilson, 2015	11

Earned Run Average

(Min. of one inning pitched per game)

Player, Season	ERA
1. Jeff Keener, 1981	0.51
2. Ed McCaw, 1975	0.73
3. Glen Dietrich, 1968	1.80
4. Denny Feldhaus, 1968	1.97
5. AJ Reed, 2014	2.09
6. Ed McCaw, 1974	2.38

7. Paul Kilgus, 1983	2.39
8. Dave Voit, 1988	2.48
9. Corey Littrell, 2012	2.74
10. Chandler Shepherd, 2013	2.77
11. Jay Ray, 1983	2.81
12. Greg Dombrowski, 2006	2.83
13. Tim Graven, 1976	2.84

Wins

Player, Season	W
1. Jeff Keener, 1981	13
2. Joe Georger, 1979	12
AJ Reed, 2014	12
4. Matthew Coleman, 1987	10
Greg Dombrowski, 2006	10
6. Corey Littrell, 2012	9
7. 10 players	8

Losses

Player, Season	L
1. Jeff Parrett, 1982	12
2. Scott Wade, 2002	9
Scott Wade, 2001	9
Scott Smith, 1993	9
5. Larry Luebbers, 1990	8
Scott Downs, 1997	8
Brandon Webb, 1999	8
Cory Hahn, 2002	8
Craig Snipp, 2004	8
AJ Reed, 2013	8
10. 15 players	7

Win-Loss Percentage

(Min. Eight Decisions)

Player, Season	Pct.
1. Jeff Keener, 1981	.929
2. Joe Georger, 1979	.866
3. AJ Reed, 2014	.857
4. Matthew Coleman, 1987	.833
Greg Dombrowski, 2006	.833
6. David Voit, 1988	.800
Corey Littrell, 2012	.800
8. Lorhn Frazier, 1991	.778
9. Josh Paxton, 1999	.750
Brian Reed, 1993	.750
Doug Sutton, 1987	.750
12. Adam Shadburne, 1996	.727
Doug Sutton, 1988	.727

Appearances

Player, Season	G
1. Dave Voit, 1988	34
2. Andrew Albers, 2008	31
Brian Reed, 1993	30
Alex Phillips, 2012	30
4. Lorhn Frazier, 1992	29
5. Adam Shadburne, 1994	28
Paul Morse, 1993	28
Jon Hudson, 1988	28
Jon Hooker, 2000	28
Brock Baber, 2008	28
Logan Darnell, 2009	28
Alex Phillips, 2011	28

Tim Peterson, 2012	28
12. Adam Milburn, 1995	27
Brock Baber, 2005	27
Walter Wijas, 2013	27

Games Started

Player, Season	GS
1. Nathan Kent, 1999	18
Scott Wade, 2000	18
3. Joe Georger, 1979	16
Doug Sutton, 1988	16
Scott Smith, 1993	16
Scott Downs, 1997	16
Brandon Webb, 1999	16
Brandon Webb, 2000	16
Scott Wade, 2003	16
Corey Littrell, 2012	16
Jerad Grundy, 2012	16
AJ Reed, 2014	16

Complete Games

Player, Season	CG
1. Joe Georger, 1979	11
2. Charlie Loyd, 1961	10
3. Rod Bolton, 1990	8
Tim Brandenburg, 1979	8
Ed McCaw, 1975	8
Ed McCaw, 1974	8
7. Nathan Kent, 1999	7
Scott Downs, 1997	7
Tim Brandenburg, 1980	7
Tim Brandenburg, 1978	7

Saves

Player, Season	Saves
1. Trevor Gott, 2013	12
2. Trevor Gott, 2012	9
3. Alex Phillips, 2012	8
4. Paul Morse, 1993	8
5. Matt Little, 2010	7
Lorhn Frazier, 1992	7
Dave Voit, 1988	7
Jack Savage, 1985	7
Andrew Albers, 2006	7
Aaron Lovett, 2007	7
11. Brock Baber, 2005	6
Bob Silvanik, 1981	6
13. Adam Shadburne, 1996	5
Paul Morse, 1994	5
Jon Hooker, 2001	5
Andrew Albers, 2008	5
Kyle Cody, 2014	5
Spencer Jack, 2015	5

Innings Pitched

Player, Season	IP
1. Nathan Kent, 1999	126.0
2. Brandon Webb, 2000	112.2
3. AJ Reed, 2014	112.0
4. Rod Bolton, 1990	111.2
5. Craig Snipp, 2006	106.0
6. Scott Downs, 1997	105.2
7. Brian Reed, 1994	104.2
8. Joe Georger, 1979	104.0
9. Lorhn Frazier, 1993	103.2
10. Scott Wade, 2001	103.0
11. Greg Dombrowski, 2006	101.2

12. Alex Meyer, 2011	101.0
----------------------	-------

Hits/9 Innings (Min. 45 Innings)

Player, Season	H/9
1. Jeff Keener, 1981	3.93
2. Jeff Keener, 1980	6.19
3. Timothy Brandenburg, 1980	6.29
4. Dave Voit, 1988	6.61
5. Chris Carroll, 1985	6.94
6. Alex Meyer, 2011	6.95
7. Andrew Albers, 2008	7.19
8. Jack Savage, 1985	7.42
9. Paul Morse, 1993	7.61
10. Paul Kilgus, 1983	7.65
11. Timothy Terry, 1979	7.74
12. Greg Reid, 1993	7.82

Walks

1. Jeff Parrett, 1982	78
2. Rodney Henderson, 1991	63
3. Doug Sutton, 1988	61
4. Timothy Terry, 1979	60
5. Greg Reid, 1995	56
Timothy Brandenburg, 1979	56
7. Ben Shaffar, 1999	55
8. Jeff Keener, 1980	54
9. Matthew Coleman, 1989	53
10. Tom Deller, 1988	50

Strikeouts

Player, Season	SO
1. Joseph Blanton, 2002	133
2. Brandon Webb, 2000	123
3. Rod Bolton, 1990	121
4. Nathan Kent, 1999	116
5. James Paxton, 2009	115
6. Brian Reed, 1994	113
7. Brian Reed, 1993	112
8. Alex Meyer, 2011	110
9. Chris Rusin, 2009	108
Ben Shaffar, 1999	108
11. Scott Downs, 1995	102
12. Scott Downs, 1997	99
13. Scott Downs, 1996	92

Hit Batsmen (Since 1987)

Player, Season	HBP
1. Brandon Webb, 2000	20
2. Brian Reed, 1994	16
3. Matthew Coleman, 1989	13
4. Mark Michael, 2001	11
Ben Shaffar, 1999	11
Jason Chaney, 1998	11
Brian Reed, 1993	11
Lorhn Frazier, 1993	11
Taylor Rogers, 2012	11
10. seven players	10

NO-HIT GAMES

Jerry Sharp: 4.11.1959, vs. Tennessee (W, 6-2)
Mike Howell: 5.9.1960, vs. Centre (W, 7-0)
John Bowling: 4.9.1974, vs. Georgia State (W, 3-0)

CAREER RECORDS

BATTING

Average (Min. 300 at-bats)

1.	Sawyer Carroll	2007-08	.386
2.	Jeff Abbott	1991-94	.380
3.	Mike Harris	1989-91	.366
4.	Josh Loggins	1997-98	.364
5.	Randy Clark	1984-85	.355
6.	Ka'ai Tom	2014-15	.352
7.	John Wilson	1998-2000	.348
8.	Paul Blandford	1995-96	.346
	Bill Sandry	1981-82	.346
10.	Chad Wright	2009-11	.339
11.	Matt Bragga	1991-94	.338
	Thomas McCarthy	2011-12	.338
13.	Sam Taylor	1988-89	.335
	Sean Coughlin	2006-07	.335

Games

1.	Andy Green	1997-2000	228
2.	Aaron McGlone	1997-2000	222
3.	Ryan Wilkes	2005-08	215
4.	Keenan Wiley	2007-10	214
	Matt Reid	2011-14	214
6.	Darin Rieman	1988-90	212
7.	Spencer Graeter	2001-04	208
8.	Jay Tedesco	1994-97	205
	Jeff Michael	1990-93	205
10.	Mike Botkin	1979-82	203
11.	Billy Thompson	1990-93	198
12.	Beau Moore	1998-2001	190
13.	Robert Newton	1998-2002	185

Games Started

1.	Andy Green	1997-2000	225
2.	Aaron McGlone	1997-2000	212
3.	Ryan Wilkes	2005-08	208
	Darin Rieman	1988-90	208
5.	Spencer Graeter	2001-04	199
	Matt Reid	2011-14	199
7.	Jay Tedesco	1994-97	195
8.	Keenan Wiley	2007-10	189
	Jeff Michael	1990-93	189
10.	Billy Thompson	1990-93	184
11.	Austin Cousino	2012-14	178
12.	AJ Reed	2012-14	168
13.	Rick Norton	1988-91	166
14.	John Wilson	1998-2000	161
15.	Mike Harris	1989-91	160

At Bats

1.	Andy Green	1997-2000	908
2.	Aaron McGlone	1997-2000	840
3.	Spencer Graeter	2001-04	759
4.	Keenan Wiley	2007-10	751
	Jay Tedesco	1994-97	741
6.	Darin Rieman	1988-90	735
	Mike Botkin	1979-82	735
8.	Austin Cousino	2012-14	732

9.	Ryan Wilkes	2005-08	723
10.	Billy Thompson	1990-93	676
11.	Matt Reid	2011-14	672
10.	Chad Green	1994-96	653
11.	Jeff Michael	1990-93	652
12.	AJ Reed	2012-14	637
13.	Brad Hindersman	1991-94	636

Runs

1.	Andy Green	1997-2000	199
2.	Jeff Abbott	1991-94	182
3.	Aaron McGlone	1997-2000	179
4.	Collin Cowgill	2005-06, 08	166
5.	Austin Cousino	2012-14	161
6.	Chad Green	1994-96	160
7.	Jay Tedesco	1994-97	158
	Mike Harris	1989-91	158
9.	Jeff Michael	1990-93	156
10.	Billy Thompson	1990-93	155
11.	John Wilson	1998-2000	154
12.	Ryan Wilkes	2005-08	146
	Billy White	1988-89	146
	Mike Botkin	1979-82	146

Hits

1.	Andy Green	1997-2000	277
2.	Aaron McGlone	1997-2000	274
3.	Mike Botkin	1979-82	241
4.	Spencer Graeter	2001-04	233
5.	Jeff Abbott	1991-94	232
6.	Keenan Wiley	2007-10	230
	Ryan Wilkes	2005-08	226
8.	Jay Tedesco	1994-97	223
9.	Austin Cousino	2012-14	216
10.	Chad Green	1994-96	215
11.	Mike Harris	1989-91	214
12.	John Wilson	1998-2000	212
	Brad Hindersman	1991-94	212
14.	Chad Wright	2009-11	211

Doubles

1.	Mike Botkin	1979-82	65
2.	Spencer Graeter	2001-04	54
3.	Jay Tedesco	1994-97	52
4.	Jeff Abbott	1991-94	51
	Darin Rieman	1988-90	51
6.	Aaron McGlone	1997-2000	49
7.	Brad Hindersman	1991-94	47
	Andy Green	1997-2000	47
	Austin Cousino	2012-14	47
10.	Sawyer Carroll	2007-08	45
11.	John Wilson	1998-2000	44
	Mark Murphy	1995-98	44

Triples

1.	Chad Green	1994-96	12
2.	Antone DeJesus	2005-07	11
3.	Mike Harris	1989-91	10
4.	Rick Norton	1988-91	9
5.	John Wilson	1998-2000	8

	Josh Loggins	1997-98	8
	Mike Botkin	1979-82	8
8.	Russ Schueler	1985-86	7
	Chad Estep	1986-88	7
	John Shelby	2004-06	7
	Austin Cousino	2012-14	7
12.	six players		6

Home Runs

1.	John Wilson	1998-2000	50
2.	AJ Reed	2012-14	40
3.	Aaron McGlone	1997-2000	39
4.	Collin Cowgill	2005-06, 08	37
	Jeff Abbott	1991-94	37
	Mitch Knox	1986-87	37
	Randy Clark	1984-85	37
8.	Jeff Shartzter	1979-81	36
9.	Mark Blythe	1986-89	35
10.	Jay Tedesco	1994-97	34
	Chad Estep	1986-88	34
12.	John Shelby	2004-06	33

Runs Batted In

1.	Aaron McGlone	1997-2000	177
2.	AJ Reed	2012-14	168
3.	Mike Botkin	1979-82	162
4.	Mitch Knox	1986-87	157
5.	Jay Tedesco	1994-97	155
	Brad Hindersman	1991-94	155
7.	Rick Norton	1988-91	155
8.	John Wilson	1998-2000	154
9.	Darin Rieman	1988-90	151
10.	Collin Cowgill	2005-06, 08	140
11.	Sawyer Carroll	2007-08	139
12.	Mark Blythe	1986-89	134
13.	Mike Harris	1989-91	133
14.	Ryan Wilkes	2005-08	132

Total Bases

1.	Aaron McGlone	1997-2000	444
2.	John Wilson	1998-2000	422
3.	Jeff Abbott	1991-94	406
4.	Andy Green	1997-2000	395
5.	Mike Botkin	1979-82	388
6.	Jay Tedesco	1994-97	381
7.	Mike Harris	1989-91	360
8.	AJ Reed	2012-14	356
9.	Mitch Knox	1986-87	344
10.	Brad Hindersman	1991-94	342
	Darin Rieman	1988-90	342

Slugging Percentage

(Min. 300 at-bats)

1.	Randy Clark	1984-85	.707
2.	John Wilson	1998-2000	.693
3.	Jeff Abbott	1991-94	.666
4.	Josh Loggins	1997-98	.664
5.	Sawyer Carroll	2007-08	.656
6.	Sean Coughlin	2006-07	.630
7.	Steven Clark	1989-91	.625

8.	Mike Harris	1989-91	.615
9.	Bill Sandry	1981-82	.611
10.	Chris Gonzalez	1993-94	.598

Walks

1.	Aaron McGlone	1997-2000	134
2.	Darin Rieman	1988-90	128
3.	Ryan Wilkes	2005-08	119
4.	Collin Cowgill	2005-06, 08	116
5.	Jay Tedesco	1994-97	115
6.	Mike Botkin	1979-82	112
7.	Jeff Abbott	1991-94	108
8.	Mike Harris	1989-91	106
9.	Spencer Graeter	2001-04	103
10.	Robert Buchanan	1995-88	101
11.	Jeff Michael	1990-93	100
12.	AJ Reed	2012-14	99
13.	Rick Norton	1988-91	96

Strikeouts

1.	Jay Tedesco	1994-97	185
2.	Seth Morris	2000-02	172
3.	Pookie Jones	1992-94	162
	Darin Rieman	1988-90	162
5.	Chip Rhea	1994-96	152
6.	Billy Thompson	1990-93	144
7.	Ryan Wilkes	2005-08	143
8.	Matt Reida	2012-14	141
9.	Rick Norton	1988-91	140
	AJ Reed	2012-14	140
11.	Collin Cowgill	2005-06, 08	138
12.	Chad Green	1994-96	134
	John Shelby	2004-06	134
14.	Marcus Nidiffer	2007-10	125
15.	Chad Estep	1986-88	124
16.	Spencer Graeter	2001-04	123
	Eddie Brooks	1992-94	123

On-base pct.

(Min. 300 at-bats - Since 1987)

1.	Sawyer Carroll	2007-08	.483
2.	Jeff Abbott	1991-94	.473
3.	Mike Harris	1989-91	.467
4.	Brian Spear	2007-08	.459
5.	Vince Castaldo	1988-90	.445
6.	John Wilson	1998-2000	.443
7.	Collin Cowgill	2005-06, 08	.441
8.	Paul Blandford	1995-96	.438
9.	Pete Pryor	1995-96	.434
	Sean Coughlin	2006-07	.434
	Antone DeJesus	2005-07	.434

Sacrifice Flies

(Since 1987)

1.	Ryan Wilkes	2005-08	19
2.	Jeff Michael	1990-93	16
3.	Antone DeJesus	2004-2007	14
4.	Rick Norton	1988-91	12
5.	Sawyer Carroll	2007-08	11
	Collin Cowgill	2005-06, 08	11
	Eddie Brooks	1992-94	11
	Sam Taylor	1988-89	11
9.	Darin Rieman	1988-90	10

	Mark Blythe	1986-89	10
11.	Marcus Nidiffer	2007-10	9
	Jesse Barber	2002-05	9
	Jeff Abbott	1991-94	9
	Chris Gonzalez	1993-94	9
	Michael Bertram	2003-06	9
	AJ Reed	2012-14	9

Sacrifices

1.	Ryan Wilkes	2005-08	40
2.	Keenan Wiley	2007-10	28
3.	Matt Reida	2011-14	27
4.	Justin Scutchfield	2003-06	25
5.	Andy Green	1997-2000	24
	Antone DeJesus	2004-07	24
	Matt Reida	2011-13	24
8.	Jeff Michael	1990-93	23
9.	Michael Bertram	2003-06	23
10.	Chad Wright	2009-11	21
11.	Chris Wade	2008-09	20
12.	Marcus Nidiffer	2007-10	16
	Collin Cowgill	2005-06, 08	15
	J.T. Riddle	2011-13	15
15.	Brad Pickrell	2000-03	14
16.	Todd Young	1993-96	14
17.	Mike Brown	2006-07	13
	Mike Botkin	1979-82	13

Hit by Pitch

1.	Thomas Bernal	2012-15	39
2.	Keenan Wiley	2008-11	38
3.	Antone DeJesus	2005-07	36
4.	Austin Cousino	2012-13	34
5.	Braden Kapteyn	2009-11	33
6.	Zac Zellers	2012-13	32
7.	Tyler Howe	2007-08	31
8.	Chad Wright	2009-11	28
9.	Taylor Black	2010-11	27
	Collin Cowgill	2005-06, 08	27
11.	Justin Scutchfield	2004-06	25
12.	Luke Maile	2010-12	23
13.	J.T. Riddle	2011-13	22

Stolen Bases

1.	Chad Green	1994-96	126
2.	Andy Green	1997-2000	81
3.	Paul Blandford	1995-96	66
	Terry Shumpert	1985-87	66
5.	Beau Moore	1998-01	56
6.	Chris Bisson	2008-10	48
	Austin Cousino	2012-14	48
8.	Anthony Morrow	1989-90	47
9.	Jeff Michael	1990-93	42
10.	John Shelby	2004-06	42
11.	Chad Wright	2009-11	38
	Billy White	1988-89	38
13.	Antone DeJesus	2004-07	37
14.	Mike Harris	1989-91	36

Stolen Base Attempts

1.	Chad Green	1994-96	155
2.	Andy Green	1997-2000	103
3.	Paul Blandford	1995-96	94

4.	Terry Shumpert	1985-87	74
5.	Beau Moore	1998-01	70
6.	Chris Bisson	2008-10	60
7.	Jeff Michael	1990-93	56
8.	Anthony Morrow	1989-90	54
	John Shelby	2004-06	54
10.	Billy White	1988-89	53
11.	Austin Cousino	2012-14	51
12.	Chad Wright	2009-11	47
13.	Mike Harris	1989-91	45
14.	Mike Botkin	1979-82	44
	Antone DeJesus	2004-07	44

PITCHING

Earned run average

(Min. 75 inn.)

1.	Jeff Keener	1980-81	2.01
2.	Trevor Gott	2011-13	2.30
3.	AJ Reed	2012-14	2.83
4.	Joe Georger	1979	2.86
5.	Alex Phillips	2011-12	3.08
6.	David Voit	1986-88	3.23
7.	Matt Fisher	1990-92	3.39
8.	Aaron Lovett	2007-08	3.38
9.	Paul Kilgus	1981-84	3.42
10.	Heath Castle	2003	3.54
11.	Steve Culkar	1986-87	3.58
12.	Dustin Beggs	2015-16	3.65
13.	Brock Baber	2005-08	3.68
	Billy Thompson	1990-93	3.68
15.	Walter Wijas	2010-13	3.69
16.	Jay Ray	1982-85	3.71

Wins

1.	Jay Ray	1982-85	24
2.	Chris Rusin	2006-09	23
	Greg Dombrowski	2005-08	23
	Lorhn Frazier	1990-93	23
5.	Matthew Coleman	1986-89	22
6.	Corey Littrell	2011-13	21
7.	Andrew Albers	2005-08	20
	Jeff Keener	1980-81	20
	Paul Kilgus	1981-84	20
10.	AJ Reed	2012-14	19
11.	Doug Sutton	1986-88	18
12.	Adam Shadburne	1993-96	17
	Scott Downs	1995-97	17
	Josh Paxton	1996-2000	17
	Scott Wade	2000-03	17

Losses

1.	Scott Wade	2000-03	32
2.	Craig Snipp	2002-06	21
3.	Paul Kilgus	1981-84	20
4.	Jeff Parrett	1980-83	19
	Tom Deller	1986-89	19
6.	Taylor Rogers	2010-12	18
6.	Brandon Webb	1998-2000	16
7.	Vince Tyra	1985-88	15
	Matthew Coleman	1986-89	15
	Scott Downs	1995-97	15

Aaron Acuff	1994-97	15
-------------	---------	----

Win-loss percentage

1. Greg Dombrowski	2005-08	.821
2. Jeff Keener	1980-81	.800
3. Dylan Dwyer	2013-16	.723
4. Lorhn Frazier	1990-93	.719
5. Chandler Shepherd	2012-14	.684
6. Chris Rusin	2006-09	.677
7. Brian Reed	1991-94	.667
8. Josh Paxton	1997-2000	.654
9. Doug Sutton	1986-88	.643
10. Dustin Beggs	2015-16	.636
11. Jay Ray	1982-85	.632
12. Corey Littrell	2011-13	.618
13. Kyle Cody	2013-16	.611
14. Kalen Gibson	2002-04	.600
15. Matthew Coleman	1986-89	.595
16. AJ Reed	2012-14	.594
17. Jeff Hellman	1982-85	.583

Appearances

1. Lorhn Frazier	1990-93	104
2. Brock Baber	2005-08	98
3. Josh Paxton	1997-2000	92
4. Jon Hooker	1998-01	82
5. Andrew Albers	2005-08	81
Walter Wijas	2010-13	81
7. Aaron Tennyson	2003-06	77
8. Scott Smith	1990-93	73
9. Adam Shadburne	1993-96	71
10. Scott Wade	2000-03	70
Brian Reed	1991-94	70
12. Trevor Gott	2011-13	69
13. Craig Snipp	2003-06	68

Games Started

1. Scott Wade	2000-03	60
2. Scott Smith	1990-93	49
3. Brandon Webb	1998-2000	46
4. Chris Rusin	2006-09	45
Greg Dombrowski	2005-08	45
Paul Kilgus	1981-84	45
7. Corey Littrell	2011-13	43
8. Taylor Rogers	2010-12	42
9. Jay Ray	1982-85	40
Scott Downs	1995-97	40
11. Tom Deller	1986-89	39
Matthew Coleman	1986-89	39
13. Rob Corrado	2000-02	37
Vince Tyra	1985-88	37

Complete Games

1. Paul Kilgus	1981-84	18
2. Jay Ray	1982-85	17
3. Brandenburg	1989-90	15
4. Rodney Bolton	1989-90	14
5. Scott Downs	1995-97	13
Scott Smith	1990-93	13
7. Joe Georger	1979	11
8. Doug Sutton	1986-88	9
Jeff Parrett	1980-83	9
10. Chris Rusin	2006-09	8

Scott Wade	2000-03	8
------------	---------	---

Saves

1. Trevor Gott	2011-13	23
2. Lorhn Frazier	1990-93	15
3. Paul Morse	1993-94	13
4. Andrew Albers	2005-08	12
5. Brock Baber	2005-08	11
Jon Hooker	1998-01	11
David Voit	1986-88	11
8. Jack Savage	1983-85	10
Alex Phillips	2011-12	10
10. Spencer Jack	2014-15	9
11. Braden Kapteyn	2009-11	8
Aaron Lovett	2007-08	8
Adam Shadburne	1993-96	8
14. Matt Little	2010	7
Tom Deller	1986-89	7
Breck Price	1999-2000	7

Innings pitched

1. Scott Wade	2000-03	357
2. Scott Smith	1990-93	344 1/3
3. Chris Rusin	2006-09	302 1/3
Paul Kilgus	1981-84	300 1/3
5. Jay Ray	1982-85	298
6. Greg Dombrowski	2005-08	282
7. Brandon Webb	1998-2000	277 2/3
8. Tom Deller	1986-89	261 2/3
Corey Littrell	2011-13	261 2/3
9. Scott Downs	1995-97	260
10. Lorhn Frazier	1990-93	251
11. Taylor Rogers	2010-12	249 1/3
12. Matthew Coleman	1986-89	248 1/3
13. AJ Reed	2012-14	248
14. Craig Snipp	2003-06	247 1/3

Hits/9 innings

1. Jeff Keener	1980-81	5.11
2. Tim Brandenburg	1979-80	7.42
3. Chris Carroll	1982-85	7.43
4. David Voit	1986-88	7.57
5. Jack Savage	1983-85	7.94
6. Wm. VanLandingham	1989-91	7.97
7. Paul Morse	1993-94	8.05
8. Alex Meyer	2009-11	8.10
9. Joe Georger	1979	8.22
10. Brian Reed	1991-94	8.28
11. Steve Culkar	1986-87	8.42

Walks

1. Jeff Parrett	1980-83	169
2. Tom Deller	1986-89	160
3. Greg Reid	1994-97	153
4. Paul Kilgus	1981-84	139
5. Vince Tyra	1985-88	138
6. Rodney Henderson	1990-92	135
7. Matthew Coleman	1986-89	132
Doug Sutton	1986-88	129
9. Alex Meyer	2009-11	127
10. Brandon Webb	1998-2000	120
Jay Ray	1982-85	120

Strikeouts

1. Scott Downs	1995-97	293
2. Chris Rusin	2006-09	274
3. Brian Reed	1991-94	271
4. Brandon Webb	1998-2000	259
5. Alex Meyer	2009-11	253
6. Scott Smith	1990-93	242
7. Joe Blanton	2000-02	231
8. Scott Wade	2000-03	227
9. Corey Littrell	2011-13	215
10. Rodney Bolton	1989-90	206
11. Craig Snipp	2003-06	203
12. Lorhn Frazier	1990-93	202
13. Tom Deller	1986-89	199

Hit Batsmen

1. Brandon Webb	1998-2000	39
2. Craig Snipp	2003-06	30
3. Brian Reed	1991-94	28
4. Alex Meyer	2009-11	27
Scott Smith	1990-93	27
6. Greg Dombrowski	2005-08	26
7. Chris Rusin	2006-09	24
8. Andrew Albers	2005-08	23
Scott Wade	2000-03	23
10. Braden Kapteyn	2009-11	22
Josh Paxton	1997-2000	22
12. Tom Deller	1986-89	21
Lorhn Frazier	1990-93	21
Mark Michael	2000-01	21
Rob Corrado	2000-02	21

TEAM RECORDS

Longest Winning Streaks

Rk	Games	Year
1.	22	2012
2.	19	2008
	19	2007
4.	15	2000
5.	13	1992
6.	11	1959-60
7.	10	1996
	10	1990
	10	1986-87
	10	1965
	10	1961
	10	1911
13.	9	five times

Longest Losing Streaks

Rk	Games	Years
1.	16	1955-56
2.	13	1956
	13	1957
4.	12	2002
5.	11	1934-39
6.	9	1992-93
	9	1946-47
8.	8	2004
	8	1998-99
	8	1990
	8	1925

Consecutive Games Without Being Shutout

Rk	Games	Years
1.	124	1997-99
2.	105	2003-05
3.	94	1993-95
	94	1958-62
5.	85	1903-08
6.	74	1995-96
7.	64	1983-84
8.	56	1978-80
	56	1989-90

Most Runs Scored

Rk	Opponent	Date	Runs
1.	Eastern Kentucky	1978	30
2.	Tennessee-Martin	2007	27
3.	Marshall	4/9/1996	26
4.	Cincinnati	3/24/1983	25
5.	Vanderbilt	5/2/1993	24
	Southern Illinois	4/14/1992	24
	Centre	4/10/1965	24
	Transylvania	4/26/1960	24
	Xavier	5/16/1939	24
10.	Tennessee Tech	4/4/2001	23
	Morehead State	4/6/1984	23
	Eastern Kentucky	1977	23

Largest Margin of Victory

Rk	Opponent	Date	Margin
1.	Tennessee-Martin	3/10/2007	27 (27-0)
2.	Cincinnati	3/24/1983	25 (25-0)
3.	Centre	4/10/1965	24 (24-0)
4.	Tennessee Tech	4/4/2001	21 (23-2)
	Marshall	4/9/1996	21 (26-5)
	Transylvania	4/26/1960	21 (24-3)
	Eastern Normal	5/12/1928	21 (21-0)
8.	Georgia State	3/16/1971	20 (22-2)
	Cincinnati	3/30/1907	20 (22-2)
10.	Eastern Kentucky	1978	19 (30-11)
	Georgetown Coll.	4/27/1946	19 (19-0)
	Georgetown Coll.	5/13/1912	19 (22-3)

SEASON RECORDS (SINCE 1979)

Batting

Average	.321	1988
At bats	2193	2014
Runs	510	2008
Hits	687	1988
Doubles	152	2008
Triples	22	2007
Home runs	110	1994
RBI	461	2008
Total bases	1129	1994
Slugging pct.	.549	1994
Walks	337	2006
Hit by pitch	109	2014
Strikeouts	490	1995
On-base pct.	.444	1991
Sacrifice flies	38	2008
Sacrifice hits	75	2008
Stolen bases	142	1996
Steal attempts	199	1996

Pitching

Earned-run avg.	3.37	1983
Complete games	20	1979
Shutouts	5	2000
	5	1979
Saves	22	2012
Innings pitched	570	2012
Hits Allowed	299	1983
Runs Allowed	163	1983
Earned Runs	124	1983
Walks	140	2006
Strikeouts	523	2009
Doubles	73	2006
Triples	4	2007
Home runs	31	2006
Batting avg. against	.260	85/12
Wild pitches	26	2005
Hit batsmen	34	1988
Balks	0	1995

Fielding

Putouts	1710	2012
Assists	797	2006
Errors	60	1980
Fielding pct.	.976	2012

UK AWARDS AND HONORS

Dick Howser Trophy

2014 AJ Reed, LHP/1B

USA Baseball

Golden Spikes Award

2014 AJ Reed, LHP/1B

Baseball America College Player of the Year

2014 AJ Reed, LHP/1B

John Olerud

Two-Way Player of the Year

2014 AJ Reed, LHP/1B

Collegiate Baseball NCAA

Player of the Year

2014 AJ Reed, LHP/1B

Perfect Game National Player of the Year

2014 AJ Reed, LHP/1B

ABCA National Player of the Year

2014 AJ Reed, LHP/1B

SEC Male Athlete of the Year

2014 AJ Reed, LHP/1B

SEC Player of the Year

2006 Ryan Strieby, 1B

2014 AJ Reed, LHP/1B

All-America

1949 Dom Fucci, C
1961 Dickie Parsons, SS
1976 Jimmy Sherrill, OF
1981 Jeff Keener, OF
1987 Terry Shumpert, 2B
1988 Chris Estep, OF
1991 Rick Norton, 3B
1991 Mike Harris, 1B
1993 Brad Hindersman, DH
1994 Jeff Abbott, OF
1996 Chad Green, OF
1999 John Wilson, C
2006 Ryan Strieby, 1B

2007 Sean Coughlin, C

2008 Sawyer Carroll, OF

2008 Collin Cowgill, OF

2014 AJ Reed, LHP/1B

Honorable Mention All- America

1973 Gerald Belcher

1973 Sonny Denniston

1973 Jimmy Hall

1973 Ed McCaw

1974 Billy Fouch

1974 Darrell Saunders

1974 John Koenen

1974 Ed McCaw

1976 Mike Moore

1976 Chuck Long

1977 Chuck Long

1979 Tom Hatfield

1979 Kerry Jolly

1980 Bob Silvanik

1980 Kirk Swigert

1983 Dan Whelan

1996 Paul Blandford

Freshman All-America

2008 Chris Wade, SS

2012 Austin Cousino, CF

2012 AJ Reed, LHP/1B

First-Team All-SEC

1951 Frank Ramsey, OF

1952 Frank Ramsey, OF

1952 Charles Keller, 1B

1953 Frank Ramsey, OF

1954 Miles Willard, SS

1959 Dickie Parsons, SS

1959 Jerry Sharp, P

1961 Dickie Parsons, SS

1961 Charlie Loyd, P

1965 Randy Embry, 3B

1965 Jim Monin, UT

1966 Pete Fritsch, C

1967 Ron Hicks, C

1970 Steve Tingle, 3B

1971 Derek Bryant, OF

1972 Jim Lett, 3B

1972 Derek Bryant, OF

1973 Jim Lett, 3B

1973 Derek Bryant, OF

1974 Marvis Foley, 1B

1974 Gerald Belcher, OF

1975 Marvis Foley, C

1975 Ed McCaw, P

1976 Darrell Saunders, OF

1976 Bill Fouch, OF

1976 LeRoy Rabbins, DH

TEAM USA MEMBERS



Three University of Kentucky baseball stars have had the opportunity to represent the United States on the US National Team. In 1996, Chad Green represented the US in the Olympic Games, and, in 1999, John Wilson traveled throughout the US and Japan as a national team member. Former UK stars Collin Cowgill and John Shelby also participated in training with Team USA. In 2012, Austin Cousino led USA in hitting while pacing the club to the bronze medal during Honkbal Week in the Netherlands. Kentucky head coach Gary Henderson served as the pitching coach for the 2015 team, coached by St. John's Ed Blankenmeyer.

1976 John Koenen, C

1977 Jimmy Sherrill, OF

1979 Joe Georger, P

1979 Chuck Long, 2B

1980 Danny Pototsky, UT

1981 Jeff Keener, P

1981 Bill Sandry, 1B

1982 Mike Botkin, OF

1983 Brandt Ely, UT

1984 Randy Clark, DH

1986 Terry Shumpert, 2B

1987 Terry Shumpert, 2B

1988 Robbie Buchanan, C

1988 Billy White, SS

1989 Mark Blythe, OF

1991 Rick Norton, C

1991 Mike Harris, 1B

1993 Brad Hindersman, DH

1994 Jeff Abbott, OF

1995 Todd Young, C

1996 Chad Green, OF

1997 Scott Downs, P

2006 Ryan Strieby, 1B

2008 Sawyer Carroll, OF

2008 Collin Cowgill, OF

2008 Ryan Wilkes, 2B

2008 Chris Rusin, SP

2011 Thomas McCarthy, 3B

2013 AJ Reed, DH

2014 AJ Reed, DH

2014 Ka'ai Tom, OF

2015 JaVon Shelby, 2B

Second-Team All-SEC

1986 Clint Arnold, OF

1987 Mitch Knox, 1B

1987 Matthew Coleman, P

1988 Vince Castaldo, 2B

1989 Mike Harris, 1B

1990 Mike Harris, 1B

1990 Rod Bolton, P

1990 Darin Rieman, 2B

1991 Manny Cervantes, DH

1992 Jeff Abbott, CF

1992	Brad Hindersman, DH
1993	Eddie Brooks, 2B
1993	Billy Thompson, C
1995	Chad Green, OF
1999	John Wilson, C
2000	John Wilson, C
2005	John Shelby, 2B
2006	Sean Coughlin, C
2006	John Shelby, 2B
2009	Chris Bisson, 2B
2009	Chris Wade, SS
2010	Chris Bisson, 2B
2011	Alex Meyer, SP
2011	Chad Wright, OF
2012	Austin Cousino, OF
2012	Corey Littrell, SP
2012	Luke Maile, C
2014	Max Kuhn, 3B
2015	Kyle Barrett, OF

All-SEC Eastern Division

(chosen from 1961-85 by coaches)

1961	Dickie Parsons, SS
1961	Allen Feldhaus, C
1961	Charlie Loyd, P
1963	Cotton Nash, IB
1964	Jim Monin, UT
1964	Steve Calloway, P
1965	Randy Embry, 3B
1965	Jim Monin, SS
1965	Pete Fritsch, C
1965	Kenny Lewis, P
1966	Pete Fritsch, C
1967	Ron Hicks, C
1968	Rick Anderson, UT
1970	Steve Tingle, 3B
1971	Derek Bryant, OF
1971	Dave Bait, OF
1972	Derek Bryant, OF
1972	Jim Lett, 3B
1972	Roger Webb, UT
1973	Derek Bryant, OF
1973	Marvis Foley, 1B
1973	Sonny Denniston, 2B
1973	Gerald Belcher, OF
1974	Marvis Foley, C
1974	Sonny Denniston, 2B
1974	Gerald Belcher, OF
1975	Marvis Foley, C
1975	LeRoy Robbins, 1B
1975	Ed McCaw, P
1976	LeRoy Robbins, DH
1976	Darrell Saunders, OF
1976	Billy Fouch, OF
1976	John Koenen, C
1976	Tim Graven, P
1977	LeRoy Robbins, DH
1977	Jim Sherrill, OF
1977	Steve Pewitt, P
1978	Mike Moore, DH

1979	Steve Roberts, UT
1979	Joe Georger, P
1979	Chuck Long, 2B
1980	Danny Pototsky, 2B
1980	Jeff Keener, P
1980	Greg Ryle, C
1981	Jeff Keener, P
1981	Bill Sandry, IB
1981	Jeff Shartzter, 3B
1981	Mike Botkin, OF
1982	Mike Botkin, OF
1983	Brandt Ely, UT
1983	Jay Ray, P
1984	Randy Clark, IB
1984	Mike Agnich, OF
1984	Dan Sehlhorst, C
1985	Randy Clark, 1B

Freshman All-SEC

2005	Antone DeJesus, OF
2005	Ryan Wilkes, 2B
2012	Austin Cousino, OF
2012	AJ Reed, DH
2012	AJ Reed, 1B
2013	Kyle Barrett, OF
2013	Greg Fettes, C
2014	JaVon Shelby, 2B
2015	Evan White, 1B

All-SEC Defensive Team

2012	Austin Cousino, OF
2013	Austin Cousino, OF
2014	Austin Cousino, OF
2015	Evan White, 1B

All-SEC Tournament

1981	Danny Pototsky, 2B
1981	Mike Botkin, OF
1981	Greg Ryle, C
1981	Jeff Keener, P (MVP)
1987	Terry Shumpert, 2B
1988	Vince Castaldo, 2B
1988	Darin Rieman, 3B
1996	Chad Green, OF
1996	Travis Hayes, 3B
2008	Sawyer Carroll, OF
2008	Chris McClendon, 3B
2012	Thomas McCarthy, 3B

All-SEC Tournament Eastern Division

(1993-95)

1993	Matt Bragga, OF
1993	Brad Hindersman, DH
1993	Jeff Michael, SS
1993	Tom Thaemert, OF
1994	Jeff Abbott, OF
1995	Chad Green, OF
1995	Todd Young, C

Rawlings Gold Glove

2008	Ryan Wilkes, 2B
2012	Corey Littrell, SP
2013	Austin Cousino, OF
2014	Austin Cousino, OF

ABCA All-South Region

2002	Joe Blanton, P
2005	John Shelby, 2B
2006	Sean Coughlin, C
2006	Ryan Strieby, 1B
2006	John Shelby, 2B
2006	Collin Cowgill, OF
2006	Greg Dombrowski, P
2007	Sean Coughlin, C
2008	Sawyer Carroll, OF
2008	Collin Cowgill, OF
2008	Ryan Wilkes, 2B
2014	AJ Reed, DH
2014	Max Kuhn, 3B

U.S. Olympic Team

1996	Chad Green, OF
------	----------------

U.S. National Team

1999	John Wilson, C
2005	John Cohen, Asst. Coach
2012	Austin Cousino, OF
2013	Austin Cousino, OF
2015	Gary Henderson, Asst. Coach
2015	Brent Ingram, Press Officer

GTE Academic All-Americans

First Team

1976	LeRoy Robbins, DH
2000	Andy Green, 2B

Second Team

1976	Darrell Saunders, OF
1977	LeRoy Robbins, OF

Third Team

1989	Mark Blythe, OF
------	-----------------

Academic All-American

2006	Collin Cowgill
2008	Collin Cowgill
2014	Austin Cousino

Academic All-SEC

(chosen from 1971-83)

1974	Sonny Denniston
1975	Ed McCaw
1976	Ed McCaw
1976	Randy Gipson
1976	Jimmy Shefrill
1976	Billy Fouch
1976	Darrell Saunders

1976	LeRoy Robbins
1976	Steve Pewitt
1977	Randy Gipson
1977	LeRoy Robbins
1977	Steve Pewitt
1979	Randy Gipson
1979	Chuck Long
1979	Jim Leopold
1979	Steve Vogel
1980	Tom Hatfield
1980	James Leopold
1980	Steve Vogel
1980	Jeff Keener
1981	Jeff Shartzter
1981	Tom Hatfield
1981	Jeff Keener
1982	Bill Barker
1983	Ken Jackson

SEC Academic Honor Roll

(chosen since 1984)

1984	Chris Carroll
	Tim Feger
	Dan Whelan
1986	Mark Blythe
	Scott Weakley
	Alan Yankey
1987	Mark Blythe
1988	Mark Blythe
	Jim Dill
	Roger Gum
	John Hampton
	Billy White
	Bruce Wise
1989	Mark Blythe
	Jim Dill
	Roger Gum
	John Hampton
	Joe Welch
	Billy White
	Bruce Wise
1990	Paul Corum
	Mike Harris
	Darin Rieman
	Tom Robeson
1991	Paul Corum
	Blake Feeney
	Tom Froning
1992	Paul Corum
	Mark Etter
	Tom Froning
	Greg Mercer
	Jeff Norman
	Max Reitz
	Steve Zongor
1993	Mark Etter
	Andy McCord
	Billy Thompson
1994	Matt Bowles
	Mark Etter
	Brad Hindersman
	Andy McCord

	Brian Reed
1995	Andy McCord
	Janak Talwalkar
	Greg Reid
	Aaron Acuff
1996	Janak Talwalkar
	Aaron Acuff
1997	Aaron Acuff
	Greg Reid
	Janak Talwalkar
1998	Andy Green
	Jeff Meade
	Josh Paxton
	Justin Sanders
1999	Will Crumbaugh
	Andy Green
	Patrick Mahan
	Jeff Meade
	Josh Owens
	Josh Paxton
	Justin Sanders
2000	Andy Green
	Austin Madison
	Jeff Meade
	Josh Paxton
	Jason Wolfe
2001	Andy Green
	Jeff Meade
	Jason Wolfe
	Austin Madison
	Michael Paxton
2002	John Gooch
	Vincent Harrison
	Austin Madison
	Lance McKinster
	Seth Morris
	Brad Pickrell
2003	Mark Fritts
	Mark Galvin
	Andrew Levenson
	Brad Pickrell
	Gordon Tyler
	Michael Wade
	Dave Waespe
2004	Matt Fritts
	Mark Galvin
	Kalen Gibson
	Casey Gilvin
	Adam Kunkel
	Robert Levenson
	James Rose
	Craig Snipp
	Seth Stanley
2005	Brock Baber
	Steve Deaton
	Matt Fritts
	Kalen Gibson
	Billy Grace
	Adam Revelette
	Matt Robinson
	J.B. Schmidt
2006	Andrew Albers
	Mike Brown
	Collin Cowgill
	Greg Dombrowski

	Troy Ragle
	Adam Revelette
	Matt Robinson
	Tommy Warner
2007	Andrew Albers
	Brock Baber
	Sean Coughlin
	Collin Cowgill
	Antone DeJesus
	Greg Dombrowski
	Tyler Howe
	Marcus Nidiffer
	Anthony Ottrando
	Troy Ragle
	Dan Reale
	Brian Spear
	Tommy Warner
	Brock Wright
2008	Andrew Albers
	Brock Baber
	Kevin Bishop
	Sawyer Carroll
	Collin Cowgill
	Greg Dombrowski
	Tyler Howe
	Jonathan Huff
	Chris McClendon
	Marcus Nidiffer
	James Paxton
	Brian Spear
	Brian Suerdick
	Clint Tilford
	Tommy Warner
	Brock Wright
	Jesse Yano
2009	T.J. Daugherty
	Jonathan Huff
	Mike Kaczmarek
	James Paxton
	Clint Tilford
	Chris Wade
2010	Taylor Black
	Sean Bouthilette
	Andy Burns
	T.J. Daugherty
	Cory Farris
	Chase Greene
	Kyle Jackson
	Mike Kaczmarek
	Braden Kapteyn
	Alex Meyer
	Marcus Nidiffer
	Keenan Wiley
	Chad Wright
2011	Brian Adams
	T.J. Daugherty
	Braden Kapteyn
	Mike Kaczmarek
	Sam Kidd
	Luke Maile
	Thomas McCarthy
	Alex Meyer
	Alex Phillips
	Micheal Thomas
	Tyler Townsend

	Chad Wright
2012	Tyler Dunaway
	Cameron Flynn
	Chris Garrison
	Trevor Gott
	Jerad Grundy
	Luke Maile
	Thomas McCarthy
	Tyler Raymond
	Matt Reida
	Walter Wijas
	Lucas Witt
2013	Thomas Bernal
	Austin Cousino
	Jerad Grundy
	Max Kuhn
	Corey Littrell
	Sam Mahar
	Taylor Martin
	Paul McConkey
	A.J. Reed
	Matt Reida
	Jacob Russell
	Zach Strecker
	Micheal Thomas
	Lucas Witt
2014	Zach Arnold
	Kyle Barrett
	Bryce Bastein
	Thomas Bernal
	Kyle Cody
	Ryne Combs
	Austin Cousino
	Dominic D'Souza
	Greg Fettes
	Dorian Hairston
	Spencer Jack
	Max Kuhn
	Sam Mahar
	Taylor Martin
	Andrew Nelson
	AJ Reed
	Matt Reida
	Zach Strecker
	Storm Wilson
2015	Zach Arnold
	Kyle Barrett
	Bryce Bastien
	Thomas Bernal
	Zack Brown
	Marcus Carson
	Ryne Combs
	Dylan Dwyer
	Greg Fettes
	Dorian Hairston
	Connor Heady
	Spencer Jack
	Taylor Martin
	Andrew Nelson
	Blake Oyler
	Logan Salow
	Matt Snyder

	Troy Squires
	Zach Strecker
	Ka'ai Tom
	Storm Wilson
	Robert Zeigler

SEC Freshman/ First-Year Academic Honor Roll

(chosen since 2005)

2005	Andrew Albers
	Collin Cowgill
	Greg Dombrowski
	Tommy Warner
2006	Marcus Nidiffer
	Timmy Wimsatt
2007	James Paxton
	Michael Seaborn
	Clint Tilford
2008	Scott Davis
2009	Sean Bouthilette
	Andy Burns
	Chase Greene
	Braden Kapteyn
	Alex Meyer
	Michael Williams
	Chad Wright
2010	Jon Carlson
	Jordan Cooper
	Sam Kidd
	Luke Maile
	Walter Wijas
2011	Dallen Reber
	Matt Reida
	Lucas Witt
2012	Cole Evans
	Max Kuhn
	A.J. Reed
2013	Kyle Barrett
	Kyle Cody
	Ryne Combs
	Dylan Dwyer
	Dorian Hairston
	Casey Schroeder
	Zack Storm
2014	Zack Brown
	Marcus Carson
	Connor Heady
	JaVon Shelby
	Robert Zeigler
2015	Dustin Beggs
	Mashall Gei
	Jacob Hamilton
	Erich Hartman
	Zach Logue
	Trey Miller
	Zach Pop
	Evan White
	Bo Wilson



UK VS. NO. 1 RANKED FOES



4/28/2010	at No. 11 Louisville	L, 9-10	5/21/2013	vs. No. 21 Ole Miss	L, 1-4
5/7/2010	vs. No. 4 S. Carolina	L, 9-13	2/14/2014	vs. No. 1 Virginia	W, 8-3
5/8/2010	vs. No. 4 S. Carolina	W, 2-1	3/11/2014	at No. 16 Indiana	L, 2-7
5/9/2010	vs. No. 4 S. Carolina	W, 9-3	3/21/2014	vs. No. 1 S. Carolina	W, 13-5
5/14/2010	vs. No. 20 LSU	W, 11-9	3/22/2014	vs. No. 1 S. Carolina	W, 2-1
5/15/2010	vs. No. 20 LSU	W, 9-4	3/23/2014	vs. No. 1 S. Carolina	L, 3-8
5/16/2010	vs. No. 20 LSU	W, 6-4	3/28/2014	at No. 5 Vanderbilt	W, 4-2
2/18/2011	at No. 20 COC	L, 6-11	3/29/2014	at No. 5 Vanderbilt	L, 3-9
3/4/2011	vs. No. 17 Rice	L, 7-8	3/30/2014	at No. 5 Vanderbilt	L, 2-6
4/1/2011	at No. 3 S. Carolina	L, 1-3	4/1/2014	vs. No. 8 Louisville	W, 8-3
4/2/2011	at No. 3 S. Carolina	L, 3-4 (10)	4/4/2014	vs. No. 12 Florida	W, 17-1
4/3/2011	at No. 3 S. Carolina	L, 1-4	4/5/2014	vs. No. 12 Florida	L, 10-11
4/12/2011	at No. 28 Louisville	W, 3-2	4/6/2014	vs. No. 12 Florida	W, 9-8
4/23/2011	vs. No. 12 Arkansas	W, 3-2	4/15/2014	at No. 9 Louisville	W, 4-2
4/24/2011	vs. No. 12 Arkansas	W, 3-1	4/25/2014	at No. 12 Ole Miss	L, 4-12
4/25/2011	vs. No. 12 Arkansas	L, 1-5	4/26/2014	at No. 12 Ole Miss	L, 5-18
5/6/2011	vs. No. 1 Vanderbilt	W, 2-0	4/27/2014	at No. 12 Ole Miss	L, 6-9
5/7/2011	vs. No. 1 Vanderbilt	L, 3-10	5/20/2014	vs. No. 24 Alabama	W, 7-1
5/8/2011	vs. No. 1 Vanderbilt	L, 3-6	5/21/2014	vs. No. 7 Florida	W, 4-2
5/19/2011	at No. 4 Florida	L, 6-9	5/22/2014	vs. No. 17 Miss. State	W, 7-6 (12)
5/20/2011	at No. 4 Florida	W, 14-1	5/24/2014	vs. No. 7 Florida	W, 4-2
5/21/2011	at No. 4 Florida	L, 3-19	6/1/2014	vs. No. 8 Louisville	L, 1-4
3/16/2012	vs. No. 2 S. Carolina	W, 4-3	2/20/2015	at No. 16 UC Santa Barbara	L, 3-10
3/17/2012	vs. No. 2 S. Carolina	W, 4-3	2/21/2015	at No. 16 UC Santa Barbara	L, 0-11
3/18/2012	vs. No. 2 S. Carolina	W, 6-3	2/22/2015	at No. 16 UC Santa Barbara	W, 12-7
3/31/2012	at No. 18 Georgia	L, 6-7	3/13/2015	at No. 7 South Carolina	L, 1-10
3/31/2012	at No. 18 Georgia	W, 9-8	3/14/2015	at No. 7 South Carolina	L, 3-4
4/1/2012	at No. 18 Georgia	W, 11-2	3/15/2015	at No. 7 South Carolina	L, 4-6 (10)
4/6/2012	vs. No. 10 Ole Miss	W, 3-2	3/20/2015	vs. No. 20 Miss. State	W, 10-2
4/7/2012	vs. No. 10 Ole Miss	L, 3-9	3/21/2015	vs. No. 20 Miss. State	W, 9-7
4/8/2012	vs. No. 10 Ole Miss	W, 8-3	3/22/2015	vs. No. 20 Miss. State	L, 5-12
4/10/2012	vs. No. 19 Louisville	L, 0-12	3/27/2015	at No. 1 LSU	W, 5-4 (12)
4/13/2012	at No. 9 Arkansas	L, 7-8	3/28/2015	at No. 1 LSU	L, 3-7
4/14/2012	at No. 9 Arkansas	W, 5-4	3/29/2015	at No. 1 LSU	W, 12-10 (11)
4/14/2012	at No. 9 Arkansas	W, 2-1	4/4/2015	vs. No. 1 Texas A&M	L, 2-5
4/20/2012	vs. No. 1 LSU	L, 4-5	4/4/2015	vs. No. 1 Texas A&M	L, 3-6
4/21/2012	vs. No. 1 LSU	W, 8-1	4/24/2015	at No. 5 Florida	W, 3-0
4/22/2012	vs. No. 1 LSU	W, 7-6	4/25/2015	at No. 5 Florida	W, 7-6
4/24/2012	at No. 20 Louisville	L, 2-10	4/26/2015	at No. 5 Florida	L, 1-10
5/3/2012	vs. No. 5 Florida	L, 3-5	4/28/2015	at No. 3 Louisville	L, 1-2 (10)
5/4/2012	vs. No. 5 Florida	L, 1-5	5/1/2015	vs. No. 6 Vanderbilt	L, 3-13
5/5/2012	vs. No. 5 Florida	W, 2-1	5/2/2015	vs. No. 6 Vanderbilt	W, 11-5
5/24/2012	vs. No. 21 Miss. State	W, 5-1	5/3/2015	vs. No. 6 Vanderbilt	L, 3-7
5/26/2012	vs. No. 21 Miss. State	L, 1-2	5/6/2015	vs. No. 2 Louisville	L, 2-5
6/1/2012	vs. No. 25 Kent State	L, 6-7 (21)			
6/3/2012	vs. No. 14 Purdue	W, 6-3			
6/3/2012	vs. No. 25 Kent State	L, 2-3			
3/22/2013	vs. No. 14 Miss. State	L, 4-8			
3/23/2013	vs. No. 14 Miss. State	W, 3-2			
3/23/2013	vs. No. 14 Miss. State	W, 4-3			
4/2/2013	at No. 9 Louisville	W, 5-4 (10)			
4/5/2013	at No. 2 LSU	L, 1-11			
4/6/2013	at No. 2 LSU	L, 1-9			
4/7/2013	at No. 2 LSU	L, 4-11			
4/16/2013	vs. No. 8 Louisville	L, 5-12			
4/20/2013	at No. 14 S. Carolina	L, 2-5			
4/20/2013	at No. 14 S. Carolina	L, 6-7 (11)			
4/21/2013	at No. 14 S. Carolina	L, 1-3			
4/25/2013	at No. 16 Ole Miss	W, 3-2			
4/26/2013	at No. 16 Ole Miss	L, 5-11			
4/27/2013	at No. 16 Ole Miss	W, 5-4			
5/3/2013	vs. No. 14 Arkansas	L, 1-2			
5/4/2013	vs. No. 14 Arkansas	L, 3-5			
5/5/2013	vs. No. 14 Arkansas	W, 4-3			
5/11/2013	vs. No. 1 Vanderbilt	L, 3-11			
5/11/2013	vs. No. 1 Vanderbilt	L, 3-5			
5/12/2013	vs. No. 1 Vanderbilt	L, 5-10			
5/14/2013	vs. No. 15 Indiana	W, 5-3			

UK VS. THE RANKED

All-time record vs. top-30 opponents:	106-151
All-time record vs. top-five opponents:	25-35
All-time record vs. a No. 1 ranked foe:	8-12
Last victory over a No. 1 team:	at LSU (2015)
Last road victory over a No. 1 team:	at LSU (2015)
Last series win over a No. 1 team:	at LSU (2015)
Last road series win over a No. 1:	at LSU (2015)
Last series win over a ranked foe:	Florida (2015)
Last consecutive series meetings vs. No. 1:	2015 (LSU/TAMU)
Most all-time meetings vs. a ranked team:	36, South Carolina
Most all-time meetings vs. a No. 1 team:	9, Vanderbilt
Most season wins over ranked foes:	20, 2006

Most Games Played vs. Ranked Foes

South Carolina - 36
Florida - 32
Arkansas - 24
LSU - 24
Vanderbilt - 21
Ole Miss - 21
Miss. State - 18
Auburn - 12
Alabama - 12
Louisville - 12
Georgia - 12
Tennessee - 9
UC Santa Barbara - 3
Western Kentucky - 2
Kent State - 2
Michigan - 2
College of Charleston - 2
Texas A&M - 2
Indiana - 2
Coastal Carolina - 1
Rice - 1
Purdue - 1
Arizona - 1
Virginia - 1
Notre Dame - 1

Top-30 Wins by Season

2003: 2
2004: 5
2005: 6
2006: 20
2007: 5
2008: 5
2009: 4
2010: 13
2011: 5
2012: 14
2013: 6
2014: 12
2015: 8

* Includes four major polls: (*USA Today*/ESPN Coaches' top-25, National Collegiate Baseball Writers Association top-30, Collegiate Baseball top-30, *Baseball America* top-25.)

UK IN EXTRA INNING GAMES (SINCE 2003)

2/15/2003	vs. George Washington	W, 3-2 (11)
3/1/2003	*vs. Eastern Illinois	L, 3-4 (10)
3/2/2003	*at UAB	L, 2-3 (10)
3/14/2003	at Ole Miss	L, 2-3 (10)
4/27/2003	vs. Georgia	L, 0-12 (10)
5/9/2003	vs. Vanderbilt	L, 5-7 (10)
5/11/2003	vs. Vanderbilt	W, 6-5 (10)
2/29/2004	vs. Memphis	W, 2-1 (12)
3/21/2004	at No. 7 Auburn	L, 2-3 (10)
5/15/2004	vs. Alabama	W, 9-8 (12)
2/25/2005	vs. Buffalo	W, 4-3 (10)
4/10/2005	vs. No. 25 Tennessee	L, 9-10 (10)
4/13/2005	vs. Louisville	W, 4-3 (10)
4/21/2006	vs. No. 7 S. Carolina	W, 10-9 (11)
4/13/2007	vs. No. 1 Vanderbilt	L, 8-10 (12)
4/27/2007	vs. Georgia	W, 8-7 (12)
4/8/2008	vs. Louisville	W, 7-6 (12)
4/20/2008	vs. No. 24 Florida	W, 3-2 (10)
5/3/2008	vs. LSU	L, 1-3 (10)
5/12/2008	at Murray State	W, 4-3 (10)
5/17/2008	vs. Ole Miss	L, 5-7 (11)
3/17/2009	at New Orleans	W, 5-4 (11)
4/17/2009	*at Mississippi State	W, 5-4 (11)
4/18/2009	*at Mississippi State	L, 3-4 (10)
5/9/2009	vs. Auburn	W, 6-5 (10)
5/11/2010	at Indiana	L, 17-18 (10)
4/2/2011	at No. 3 S. Carolina	L, 3-4 (10)
5/8/2012	at Indiana	W, 6-5 (12)
6/1/2012	^vs. No. 25 Kent St.	L, 6-7 (21)
3/29/2013	vs. Georgia	W, 3-2 (10)
4/2/2013	at No. 9 Louisville	W, 5-4 (10)
4/20/2013	at No. 14 S. Carolina	L, 6-7 (11)
4/23/2013	at Western Kentucky	L, 2-3 (18)
3/7/2014	vs. Ball State	L, 8-10 (10)
3/15/2014	at Alabama	L, 3-5 (10)
5/11/2014	*vs. Auburn	W, 6-5 (10)
5/13/2014	*at Murray State	L, 3-4 (12)
5/22/2014	&vs. No. 17 Miss. State	W, 7-6 (12)
2/27/2015	vs. Nebraska-Omaha	W, 6-5 (14)
3/15/2015	at No. 7 South Carolina	L, 4-6 (10)
3/27/2015	at No. 1 LSU	W, 5-4 (12)
3/29/2015	at No. 1 LSU	W, 12-10 (11)
4/14/2015	vs. Western Kentucky	L, 3-5 (10)
4/28/2015	at No. 3 Louisville	L, 1-2 (10)
5/10/2015	vs. Georgia	L, 1-6 (10)


*: denotes back-to-back games

&: denotes SEC Tournament game

^: denotes NCAA Tournament game



As the walk-off run in the bottom of the 19th inning, AJ Reed was thrown out at the plate in the 21-inning NCAA Tournament opener vs. Kent State in 2012.



Matt Reida scored the walk-off run in the bottom of the 12th inning as UK beat No. 17 Miss. State in the 2014 SEC Tournament.

KEITH MADISON



Keith Madison, the winningest coach in the history of Kentucky baseball, walked away from Kentucky in 2003 after 25 seasons and 735 career victories. He had coached 85 players who were drafted or signed professional baseball contract, including fifty-one of his players were selected in the top 25 rounds and 14 who eventually reached the major league level. He also spearheaded the grand opening of a new 3,000-seat \$4.2 million Cliff Hagan Stadium.

A native of Brownsville, Ky., Madison became UK's 22nd head baseball coach on June 7, 1978, at the young age of 26. When he left, he was the third-winningest coach in SEC history behind only legends Ron Polk and Skip Bertman.

In 25 seasons Madison certainly left his mark, not only on the Kentucky baseball program, but also on the national college baseball scene. In Lexington, he oversaw and helped raise money for several of the baseball program facilities, including Kentucky baseball's home site, Cliff Hagan Stadium at Shively Field.

On the national scene, Madison was recognized in 1995 for his knowledge, integrity and concern for college baseball at the American Baseball Coaches Association convention when his peers elected him the organization's fourth vice-president. He eventually served as the president in 2000. That year, he ran the national convention in Atlanta, drawing the largest turnout in history with over 3,500 in attendance. He continues to serve on the ABCA board and is the director of the South Region which is comprised of 36 institutions.

Madison has also worked with USA Baseball, serving as the national team's pitching coach during the summer of 1999.

Furthermore, two Wildcats under Madison's tenure, Chad Green and John Wilson, competed internationally for the United States. Green was

a member of the '96 U.S. Olympic Team, while Wilson traveled throughout the country and to Japan as a national team member.

A philosophy of team unity, character building, sportsmanship and integrity was the cornerstone for Madison's long-standing success in the Bluegrass.

He brought his blueprint for building a successful collegiate baseball program to Kentucky's campus and unveiled a philosophy to run a class program by emphasizing academic success and personal responsibility both on and off the field. The desired results were immediate.

Taking over a program that had just finished last in the SEC Eastern Division and had set the school record for most losses in a season, Madison guided his first team to a 29-18 mark in 1979 and set a school record for most wins in a season.

Over his 25 seasons, UK averaged 29 wins a season and advanced to the NCAA Tournament in 1988 and 1993, with the 1988 berth representing the school's first national tournament appearance in 38 years. After setting the school record for wins in his first season, Madison improved that mark from 39 wins in 1981 to 41 in 1991.

Through all the success, Madison guided nine All-Americans (10 selections), six Honorable Mention All-Americans, 20 first-team All-SEC players and an impressive 89 SEC academic honors selections. He placed 16 players on SEC All-Tournament teams, including the 1981 MVP, Jeff Keener. Keener also led the nation in lowest earned run average that season, posting a 0.51 ERA. Not just a prominent pitching coach, Madison also coached three .400 hitters and his 1994 team led the nation with 110 home runs.

BY THE NUMBERS

Victories

- 735 wins ranks third in SEC history
- 264 SEC victories
- 41 wins in 1991 set the single-season win record at Kentucky

Wildcats in the Pros

- 85 were either drafted or signed professional baseball contracts
- 24 were taken in the top 10 rounds
- 12 selected in the top five rounds
- 3 selected in the first round
- 14 reached Major League Baseball

All-Southeastern Conference

- 44 All-SEC selections
- 18 first-team All-SEC honors
- 16 voted to SEC All-Tournament teams
- 1 SEC Tournament Most Valuable Player, Jeff Keener.

All-Americans

- 9 All-Americans
- 2 first-team All-Americans, Jeff Abbott and Chad Green
- 6 honorable mention All-America selections
- 1 NCAA statistical champion, Jeff Keener, who led the nation with a 0.51 ERA in 1981

Academic Honors

- 2 GTE Academic All-Americans
- 89 Academic All-SEC selections



UK IN THE MLB DRAFT

Draftees

Year	Rd	Over	Name	Pos	Team
1965	3	44	Jim Monin	SS	Houston Astros
1973*	9	135	Ron Sciarro	P	Pittsburgh Pirates
1973	8	191	Derek Bryant	OF	Oakland Athletics
1974	20	454	John Bowling	P	Pittsburgh Pirates
1975^	1	5	Everett Murray	OF	Baltimore Orioles
1975	17	395	Marv Foley	C	Chicago White Sox
1975	27	604	Steve Bush	SS	Chicago Cubs
1977	11	277	Leroy Robbins	OF	Oakland Athletics
1978	17	423	Steve Roberts	OF	San Francisco Giants
1979	14	339	Joe Georger	P	Seattle Mariners
1979	21	524	Steven Roberts	3B	Oakland Athletics
1981	7	162	Jeff Keener	P	St. Louis Cardinals
1981	27	670	Jim Leopold	P-OF	San Diego Padres
1982	12	302	Mike Botkin	OF	Houston Astros
1982	16	410	Mark Mangione	SS	Los Angeles Dodgers
1982	21	537	Jeff Parrett	P	Montreal Expos
1982	23	584	Bill Sandry	1B	Chicago White Sox
1983	9	236	Jeff Parrett	P	Milwaukee Brewers
1984	18	470	Dan Seihorst	C	Chicago White Sox
1984	43	821	Paul Kilgus	P	Texas Rangers
1985	8	194	Jack Savage	P	Los Angeles Dodgers
1985	13	332	Joe Farmer	P	St. Louis Cardinals
1985	15	376	Jay Ray	P	Los Angeles Dodgers
1985	27	700	Chris Carroll	P	New York Yankees
1985	28	706	Rick Campbell	SS	Cincinnati Reds
1986	16	408	Russ Schueler	SS	Montreal Expos
1986	29	707	Steve Culkar	P	Pittsburgh Pirates
1987	2	41	Terry Shumpert	2B	Kansas City Royals
1987	14	350	Steve Culkar	P	Baltimore Orioles
1987	40	1008	Don Ray	OF	Kansas City Royals
1988	7	181	Doug Sutton	P	Minnesota Twins
1988	12	304	Chris Estep	OF	Pittsburgh Pirates
1988	19	497	Dave Voit	P	Milwaukee Brewers
1988	20	520	Jon Hudson	P	New York Mets
1988	33	848	John Marshall	1B-3B	Philadelphia Phillies
1989	3	68	Billy White	SS	Chicago Cubs
1989	14	350	Sam Taylor	OF	Philadelphia Phillies
1989	39	1016	Matt Coleman	P	Detroit Tigers
1989	40	1040	Tom Deiler	P	Pittsburgh Pirates
1990	8	210	Larry Luebbers	P	Cincinnati Reds
1990	13	337	Rod Bolton	P	Chicago White Sox
1990	18	467	Brandon Wilson	SS	Chicago White Sox
1990	33	867	Vince Castaldo	3B	Milwaukee Brewers
1991	4	105	Mike Harris	1B	Milwaukee Brewers
1991	5	142	Billy Vanlandingham	P	San Francisco Giants
1991	18	490	Rick Norton	3B	Oakland Athletics
1992	2	41	Rod Henderson	P	Montreal Expos
1992	2	65	Mark Thompson	P	Colorado Rockies
1993	22	613	Billy Thompson	C	Detroit Tigers
1993	23	651	Jeff Michael	SS	Baltimore Orioles
1993	32	899	Scott Smith	P	Texas Rangers
1993	32	901	Jeff Abbott	OF	Chicago White Sox
1994	4	117	Jeff Abbott	OF	Chicago White Sox
1994	5	130	Eddie Brooks	2B	Pittsburgh Pirates
1994	14	378	Pookie Jones	OF	Colorado Rockies
1994	19	519	Paul Morse	P	Minnesota Twins
1996	1	8	Chad Green	OF	Milwaukee Brewers
1996	10	280	Paul Blandford	2B	Montreal Expos
1996	19	572	Adam Milburn	p	Atlanta Braves
1996	25	736	Adam Shadburne	p	Philadelphia Phillies
1996	26	767	Pete Pryor	1B	Chicago White Sox
1997	3	94	Scott Downs	P	Chicago Cubs
1997	8	248	Matt Borno	RHP	Cincinnati Reds
1997	9	270	Kenny Miller	SS	New York Mets
1998	6	179	John Borne	P	Chicago White Sox
1998	11	322	Josh Liggins	OF	San Diego Padres
1999	6	200	Benjamin Shaffar	P	Chicago Cubs
1999	15	449	John Wilson	C	Minnesota Twins
1999	49	1453	James Kent	P	Atlanta Braves



Former Kentucky southpaw Logan Darnell made his MLB debut with the Minnesota Twins in 2014. Darnell gave UK four lefties in the big leagues in 2014, the most left-handed pitchers of any college in MLB.



Former Kentucky great Terry Shumpert was a second-round pick in the 1987 MLB Draft by the Kansas City Royals. Shumpert was inducted into the Kentucky Athletics Hall of Fame in the fall of 2014.

UK IN THE MLB DRAFT

Draftees

Year	Rd	Over	Name	Pos	Team
2000	8	249	Brandon Webb	P	Arizona Diamondbacks
2000	11	335	John Wilson	C	New York Mets
2000	24	729	Andy Green	2B	Arizona Diamondbacks
2000	40	1205	Jon Hooker	P	Cleveland Indians
2001	13	379	Vince Harrison	3B	Tampa Bay Devil Rays
2002	1	24	Joe Blanton	P	Oakland Athletics
2002	21	630	Seth Morris	OF	Chicago White Sox
2002	30	892	Robert Corrado	P	Texas Rangers
2003	16	484	Heath Castle	P	New York Yankees
2004	12	361	Shane Boyd	P	Minnesota Twins
2004	22	644	Caleb Stewart	OF	New York Mets
2006	4	112	Ryan Strieby	1B	Detroit Tigers
2006	5	165	John Shelby	2B	Chicago White Sox
2006	22	666	Aaron Tennyson	P	Minnesota Twins
2006	28	840	Zach Dials	P	Toronto Blue Jays
2006	39	1162	Michael Bertram	3B	Detroit Tigers
2006	42	1257	Sean Coughlin	C	Arizona Diamondbacks
2007	13	403	Sean Coughlin	C	Arizona Diamondbacks
2007	15	474	Scott Green	P	Boston Red Sox
2007	16	502	Antone DeJesus	OF	St. Louis Cardinals
2007	18	550	Sawyer Carroll	1B-OF	Washington Nationals
2007	29	900	Collin Cowgill	OF	Oakland Athletics
2008	3	99	Scott Green	P	Detroit Tigers
2008	3	111	Sawyer Carroll	OF-1B	San Diego Padres
2008	5	168	Collin Cowgill	OF	Arizona Diamondbacks
2008	10	315	Andrew Albers	P	San Diego Padres
2008	23	694	Chris Rusin	P	Oakland Athletics
2008	23	710	Ryan Wilkes	SS	New York Yankees
2008	41	1244	Tyler Howe	C	Chicago White Sox
2009	1	37	James Paxton	LHP	Toronto Blue Jays
2009	4	140	Chris Rusin	LHP	Chicago Cubs
2009	11	338	Chris Wade	SS	Florida Marlins
2009	31	931	Clint Tilford	RHP	Colorado Rockies
2010	4	124	Chris Bisson	2B	San Diego Padres
2010	4	132	James Paxton	LHP	Seattle Mariners
2010	6	195	Logan Darnell	LHP	Minnesota Twins
2010	8	265	Lance Ray	OF-1B	Minnesota Twins
2010	28	859	Taylor Black	SS	St. Louis Cardinals
2010	31	943	Matt Little	RHP	Detroit Tigers
2011	1	23	Alex Meyer	RHP	Washington Nationals
2011	9	287	Chad Wright	OF	Detroit Tigers
2011	15	472	Braden Kapteyn	RHP	Boston Red Sox
2011	16	511	Taylor Black	SS	Philadelphia Phillies
2011	23	692	Jordan Cooper	RHP	Pittsburgh Pirates
2011	37	1137	Michael Williams	C	San Francisco Giants
2012	8	255	Brian Adams	OF	San Diego Padres
2012	8	272	Luke Maile	C	Tampa Bay Rays
2012	11	340	Taylor Rogers	LHP	Minnesota Twins
2012	18	561	Thomas McCarthy	3B	Chicago White Sox
2012	20	620	Tim Peterson	RHP	New York Mets
2012	21	664	Alex Phillips	LHP	Detroit Tigers
2012	23	707	Cameron Flynn	OF	Miami Marlins
2012	26	820	Jerad Grundy	LHP	Minnesota Twins
2012	30	932	Michael Williams	C	Tampa Bay Rays
2013	5	143	Corey Littrell	LHP	Boston Red Sox
2013	6	178	Trevor Gott	RHP	San Diego Padres
2013	10	311	Jerad Grundy	LHP	Oakland Athletics
2013	13	382	J.T. Riddle	SS	Miami Marlins
2014	2	42	AJ Reed	1B	Houston Astros
2014	3	80	Austin Cousino	CF	Seattle Mariners
2014	13	402	Max Kuhn	3B	Oakland Athletics
2014	13	404	Chandler Shepherd	RHP	Boston Red Sox
2014	22	670	Micheal Thomas	C	Detroit Tigers
2015	2	73	Kyle Cody	RHP	Minnesota Twins
2015	5	154	Ka'ai Tom	OF	Cleveland Indians
2015	15	446	Kyle Barrett	OF	Miami Marlins
2015	32	959	Dustin Beggs	RHP	New York Mets
2015	39	1178	Greg Fettes	C	Oakland Athletics

* taken in January draft

^ taken in June secondary draft



Centerfielder Austin Cousino was a third-round pick in the 2014 MLB Draft by the Seattle Mariners. With AJ Reed picked in the second round it marked the highest drafted duo in Kentucky baseball history.

FREE AGENT SIGNEES

1980	Mark Hredzak	Montreal Expos
1984	Scott Knox	Pittsburgh Pirates
1985	Wayne Able	Montreal Expos
1985	Randy Clark	Pittsburgh Pirates
1985	Jeff Hellman	New York Yankees
1985	Jim Leyritz	New York Yankees
1986	Tim Swob	Cincinnati Reds
1987	Lee Upshaw	Atlanta Braves
1988	Robbie Buchanan	Kansas City Royals
1989	Roy Bailey	St. Louis Cardinals
1991	Manny Cervantes	Seattle Mariners
1991	Steve Phillips	New York Yankees
1992	Tom Froning	Milwaukee Brewers
1992	Jeff Norman	Kansas City Royals
1992	Steve Zonger	Oakland Athletics
1993	Junior Braddy	Boston Red Sox
1994	Matt Bragga	Cincinnati Reds
1994	Brian Reed	St. Louis Cardinals
1996	Chip Rhea	Arizona Diamondbacks
2001	Jon Hooker	Chicago White Sox
2003	Caleb Brock	Cleveland Indians
2005	J.P. Lowen	Kansas City Royals
2006	Adam Revelette	Minnesota Twins
2006	Matt Robinson	Cleveland Indians
2008	Greg Dombrowski	Cincinnati Reds
2010	Gunner Glad	Minnesota Twins
2010	Marcus Nidiffer	Houston Astros
2010	Keenan Wiley	Atlanta Braves
2011	Neiko Johnson	Houston Astros
2014	Matt Reid	Tampa Bay Rays

WILDCAT CAREER MLB STATS



Andrew Albers • Wildcat from 2005-08

Position: Outfield Bats: Right Throws: Left

Debut: Aug. 6, 2013

Year	Team	W	L	G	GS	CG	SHO	SV	IP	H	R	ER	HR	BB	SO	ERA
2013	Minnesota Twins	2	5	10	10	1	1	0	60.0	64	34	27	6	7	25	4.05
2015	Toronto Blue Jays	0	0	1	0	0	0	0	2.2	1	1	1	1	2	1	3.38
2 seasons		2	5	11	10	1	1	0	62.2	65	35	28	7	9	26	4.02



Jeff Abbott • Wildcat from 1991-92, 94

Position: Outfield Bats: Right Throws: Left

Debut: June 10, 1997

Year	Team	G	AB	R	H	2B	3B	HR	RBI	SB	CS	BB	SO	BA	OBP	SLG
1997	Chicago White Sox	19	38	8	10	1	0	1	2	0	0	0	6	.263	.263	.368
1998	Chicago White Sox	89	244	33	68	14	1	12	41	3	3	9	28	.279	.298	.492
1999	Chicago White Sox	17	57	5	9	0	0	2	6	1	1	5	12	.158	.222	.263
2000	Chicago White Sox	80	215	31	59	15	1	3	29	2	1	21	38	.274	.343	.395
2001	Florida Marlins	28	42	5	11	3	0	0	5	0	0	3	7	.262	.326	.333
5 seasons		233	596	82	157	33	2	18	83	6	5	38	91	.263	.307	.416




Joe Blanton • Wildcat from 2000-02

Position: Pitcher Bats: Right Throws: Right

Debut: Sept. 21, 2004

Year	Team	W	L	G	GS	CG	SHO	SV	IP	H	R	ER	HR	BB	SO	ERA
2004	Oakland Athletics	0	0	3	0	0	0	0	8	6	5	5	1	2	6	5.62
2005	Oakland Athletics	12	12	33	33	2	0	0	201.1	178	86	79	23	67	116	3.53
2006	Oakland Athletics	16	12	32	31	1	1	0	194.1	241	111	104	17	58	107	4.82
2007	Oakland Athletics	14	10	34	34	3	1	0	230.0	240	106	101	16	40	140	4.82
2008	Oakland Athletics	5	12	20	20	0	0	0	127	145	74	70	12	35	62	4.96
	Philadelphia Phillies	4	0	13	13	0	0	0	70.2	66	36	33	10	31	49	4.20
	TOT	9	12	33	33	0	0	0	197.2	81	110	103	22	66	111	4.69
2009	Philadelphia Phillies	12	8	31	31	0	0	0	195.1	198	89	88	30	59	163	4.05
2010	Philadelphia Phillies	9	6	29	28	0	0	0	175	206	104	94	27	43	134	4.82
2011	Philadelphia Phillies	1	2	11	8	0	0	0	41.1	52	23	23	5	9	35	5.01
2012	Philadelphia Phillies	8	9	21	20	2	1	0	133.1	141	74	68	22	18	115	4.59
	Los Angeles Dodgers	2	4	10	10	0	0	0	57.2	66	32	32	7	16	51	4.99
	TOT	10	13	31	30	0	0	0	191	207	106	100	29	34	166	4.37
2013	Los Angeles Angels	2	14	28	20	0	0	0	132.2	180	96	89	29	34	108	6.04
2015	Kansas City Royals	2	2	15	4	0	0	2	41.2	43	19	18	6	7	40	3.89
	Pittsburgh Pirates	5	0	21	0	0	0	0	34.1	26	7	6	1	9	39	1.57
	TOT	7	2	36	4	0	0	2	76.0	69	26	24	7	16	79	2.84
11 seasons		92	91	301	252	8	3	2	1643.1	1788	862	810	206	428	1165	4.44



Rodney Bolton • Wildcat from 1989-90

Position: Pitcher Bats: Right Throws: Right

Debut: April 10, 1993

Year	Team	W	L	G	GS	CG	SHO	SV	IP	H	R	ER	HR	BB	SO	ERA
1993	Chicago White Sox	2	6	9	8	0	0	0	42.1	55	40	35	4	16	17	7.44
1995	Chicago White Sox	0	2	8	3	0	0	0	22.0	33	23	20	4	14	10	8.18
2 seasons		2	8	17	11	0	0	0	64.1	88	63	55	8	30	27	7.69




Derek Bryant • Wildcat from 1970-73

Position: Outfield Bats: Right Throws: Right

Debut: April 24, 1979

Year	Team	G	AB	R	H	2B	3B	HR	RBI	SB	CS	BB	SO	BA	OBP	SLG
1979	Oakland Athletics	39	106	8	19	2	1	0	13	0	0	10	10	.179	.246	.217
1 season		39	106	8	19	2	1	0	13	0	0	10	10	.179	.246	.217



Collin Cowgill • Wildcat from 2005-08

Position: Outfield Bats: Right Throws: Left

Debut: July 23, 2011

Year	Team	G	AB	R	H	2B	3B	HR	RBI	SB	CS	BB	SO	BA	OBP	SLG
2011	Arizona Diamondbacks	36	92	8	22	3	0	1	9	4	2	8	28	.239	.300	.304
2012	Oakland Athletics	38	104	10	28	2	0	1	9	3	4	11	27	.269	.336	.317
2013	New York Mets	23	61	7	11	2	0	2	8	0	0	2	15	.180	.206	.311
	Los Angeles Angels	50	91	11	21	3	2	2	8	1	0	5	27	.231	.271	.374
	TOT	73	152	18	32	5	2	4	16	1	0	7	42	.211	.245	.349
2014	Los Angeles Angels	106	260	37	65	10	1	5	21	4	0	26	74	.333	.429	.500
2015	Los Angeles Angels	55	69	10	13	2	1	1	2	2	1	4	19	.188	.233	.290
5 seasons		308	677	83	160	22	4	12	57	14	7	56	190	.236	.299	.334



Logan Darnell • Wildcat from 2008-10

Position: Pitcher Bats: Left Throws: Left

Debut: May 6, 2014

Year	Team	W	L	G	GS	CG	SHO	SV	IP	H	R	ER	HR	BB	SO	ERA
2014	Minnesota Twins	0	2	7	4	0	0	0	24.0	31	20	19	5	8	22	7.13



Steve Dixon • Wildcat in 1988

Position: Pitcher Bats: Left Throws: Left

Debut: Sept. 7, 1993

Year	Team	W	L	G	GS	CG	SHO	SV	IP	H	R	ER	HR	BB	SO	ERA
1993	St. Louis Cardinals	0	0	4	0	0	0	0	2.2	7	10	10	1	5	2	33.75
1994	St. Louis Cardinals	0	0	2	0	0	0	0	2.1	3	6	6	0	8	1	23.14
2 seasons		0	0	6	0	0	0	0	5.0	10	16	16	1	13	3	28.80



Scott Downs • Wildcat from 1995-97

Position: Pitcher Bats: Left Throws: Left

Debut: April 9, 2000

Year	Team	W	L	G	GS	CG	SHO	SV	IP	H	R	ER	HR	BB	SO	ERA
2000	Chicago Cubs	4	3	18	18	0	0	0	94	117	59	54	13	37	63	5.17
	Montreal Expos	0	0	1	0	0	0	0	3	5	3	3	0	3	0	9.00
	TOT	4	3	19	19	0	0	0	97	122	62	57	13	40	63	5.29
2003	Montreal Expos	0	1	1	0	0	0	0	3	5	5	5	2	3	4	15.00
2004	Montreal Expos	3	6	12	12	1	1	0	63	79	47	36	9	23	38	5.14
2005	Toronto Blue Jays	4	3	26	13	0	0	0	94	93	49	45	12	37	75	4.31
2006	Toronto Blue Jays	6	2	59	5	0	0	1	77	73	38	35	9	30	61	4.09
2007	Toronto Blue Jays	4	2	81	0	0	0	1	77	73	38	35	9	30	61	2.17
2008	Toronto Blue Jays	0	3	66	0	0	0	5	70.2	54	15	14	3	27	57	1.78
2009	Toronto Blue Jays	1	3	48	0	0	0	9	46.2	46	18	16	4	13	43	3.09
2010	Toronto Blue Jays	5	5	67	0	0	0	0	61	47	19	18	3	14	48	2.64
2011	Los Angeles Angels	6	3	60	0	0	0	1	53.2	39	3	11	8	15	35	1.84
2012	Los Angeles Angels	1	1	57	0	0	0	9	45.2	43	17	16	3	17	32	3.15
2013	Los Angeles Angels	2	3	43	0	0	0	0	29.1	26	7	6	1	11	22	1.84
	Atlanta Braves	2	1	25	0	0	0	0	14.0	19	6	6	0	8	15	3.86
	TOT	4	4	68	0	0	0	0	43.1	45	13	12	1	19	37	2.49
2014	Chicago White Sox	0	2	38	0	0	0	1	23.2	24	17	16	1	15	22	6.08
	Kansas City Royals	0	2	17	0	0	0	0	14.1	12	7	5	1	5	3	3.14
	TOT	0	4	55	0	0	0	1	38.0	36	24	21	2	20	25	4.97
13 seasons		38	40	619	50	1	1	27	752	729	333	297	67	279	575	3.55



Doug Flynn • Wildcat in 1969

Position: Second base Bats: Right Throws: Right

Debut: April 9, 1975

- 1980 National League Gold Glove Winner
- 1975 World Series Champion (Cincinnati Reds)

Year	Team	G	AB	R	H	2B	3B	HR	RBI	SB	CS	BB	SO	BA	OBP	SLG
1975	Cincinnati Reds	89	127	17	34	7	0	1	20	3	0	11	13	.268	.324	.346
1976	Cincinnati Reds	93	219	20	62	5	2	1	20	2	0	10	24	.283	.312	.338
1977	Cincinnati Reds	36	32	0	8	1	1	0	5	0	0	0	6	.250	.242	.344
	New York Mets	90	282	14	54	6	1	0	14	1	3	11	23	.191	.220	.220
	TOT	126	314	14	62	7	2	0	19	1	3	11	29	.197	.223	.232
1978	New York Mets	156	532	37	126	12	8	0	36	3	5	30	50	.237	.277	.289
1979	New York Mets	157	555	35	135	19	5	4	61	0	3	17	46	.243	.265	.317
1980	New York Mets	128	443	46	113	9	8	0	24	2	2	22	20	.255	.288	.312
1981	New York Mets	105	325	24	72	12	4	1	20	1	2	11	19	.222	.247	.292
1982	Texas Rangers	88	270	13	57	6	2	0	19	6	2	4	14	.211	.221	.248
	Montreal Expos	58	193	13	47	6	2	0	20	0	2	4	23	.244	.256	.295
	TOT	146	463	26	104	12	4	0	39	6	4	8	37	.225	.236	.268
1983	Montreal Expos	143	452	44	107	18	4	0	26	2	1	19	38	.237	.267	.294
1984	Montreal Expos	124	366	23	89	12	1	0	17	0	0	12	41	.243	.267	.281
1985	Montreal Expos	9	6	0	1	0	0	0	0	0	0	0	0	.167	.167	.167
	Detroit Tigers	32	51	2	13	2	1	0	2	0	0	0	3	.255	.250	.333
	TOT	41	57	2	14	2	1	0	2	0	0	0	3	.246	.241	.316
11 seasons		1308	3853	288	918	115	39	7	284	20	20	151	320	.238	.266	.294



Marv Foley • Wildcat from 1972-75

Position: Catcher Bats: Left Throws: Right

Debut: Sept. 11, 1978

Year	Team	G	AB	R	H	2B	3B	HR	RBI	SB	CS	BB	SO	BA	OBP	SLG
1978	Chicago White Sox	11	34	3	12	0	0	0	6	0	1	4	6	.353	.421	.353
1979	Chicago White Sox	34	97	6	24	3	0	2	10	0	0	7	5	.247	.292	.340
1980	Chicago White Sox	68	137	14	29	5	0	4	15	0	0	9	22	.212	.263	.336
1982	Chicago White Sox	27	36	1	4	0	0	0	1	0	0	6	4	.111	.238	.111
1984	Texas Rangers	63	115	13	25	2	0	6	19	0	0	15	24	.217	.306	.391
5 seasons		203	419	37	94	10	0	12	51	0	1	41	61	.224	.292	.334





Andy Green • Wildcat from 1997-2000

Position: Second Base/Third Base Bats: Right Throws: Right

Debut: June 12, 2004


Year	Team	G	AB	R	H	2B	3B	HR	RBI	SB	CS	BB	SO	BA	OBP	SLG
2004	Arizona Diamondbacks	46	109	13	22	2	1	1	4	1	1	5	17	.202	.241	.266
2005	Arizona Diamondbacks	17	31	5	7	1	0	0	2	0	0	7	3	.226	.359	.258
2006	Arizona Diamondbacks	73	86	15	16	4	0	1	6	1	0	13	20	.186	.293	.267
2009	New York Mets	4	4	0	1	0	0	0	0	0	0	1	1	.250	.400	.250
4 seasons		140	230	33	46	7	1	2	12	2	1	26	41	.200	.282	.265

Tom Grubbs • Wildcat from 1919-20

Position: Pitcher Bats: Right Throws: Right

Debut: Oct. 3, 1930

Year	Team	W	L	G	GS	CG	SHO	SV	IP	H	R	ER	HR	BB	SO	ERA
1920	New York Giants	0	1	1	1	0	0	0	5	9	4	4	0	0	0	7.20
1 season		0	1	1	1	0	0	0	5	9	4	4	0	0	0	7.20



Rod Henderson • Wildcat from 1990-92

Position: Pitcher Bats: Right Throws: Right

Debut: April 19, 1994


Year	Team	W	L	G	GS	CG	SHO	SV	IP	H	R	ER	HR	BB	SO	ERA
1994	Montreal Expos	0	1	3	2	0	0	0	6.2	9	9	7	1	7	3	9.45
1998	Milwaukee Brewers	0	0	2	0	0	0	0	3.2	5	4	4	2	0	1	9.82
2 seasons		0	1	5	2	0	0	0	10.1	14	13	11	3	7	4	9.58

Irv Jeffries • Wildcat from 1926-28

Position: Infielder Bats: Right Throws: Right

Debut: April 30, 1930

Year	Team	G	AB	R	H	2B	3B	HR	RBI	SB	CS	BB	SO	BA	OBP	SLG
1930	Chicago White Sox	40	97	14	23	3	0	2	11	1	2	3	2	.237	.275	.330
1931	Chicago White Sox	79	223	29	50	10	0	2	16	3	0	14	9	.224	.270	.296
1934	Philadelphia Phillies	56	175	28	43	6	0	4	19	2		15	10	.246	.305	.349
3 season		175	495	71	116	19	0	8	46	6	2	32	21	.234	.284	.321



Jeff Keener • Wildcat from 1980-81

Position: Pitcher Bats: Left Throws: Right

Debut: June 8, 1982

Year	Team	W	L	G	GS	CG	SHO	SV	IP	H	R	ER	HR	BB	SO	ERA
1982	St. Louis Cardinals	1	1	19	0	0	0	0	22.1	19	8	4	1	19	25	1.61
1983	St. Louis Cardinals	0	0	4	0	0	0	0	4.3	6	4	4	0	1	4	8.31
2 seasons		1	1	23	0	0	0	0	26.2	25	12	8	1	20	29	2.70



Paul Kilgus • Wildcat from 1981-84

Position: Pitcher Bats: Left Throws: Left

Debut: June 7, 1987

Year	Team	W	L	G	GS	CG	SHO	SV	IP	H	R	ER	HR	BB	SO	ERA
1987	Texas Rangers	2	7	25	12	0	0	0	89.1	95	45	41	14	31	42	4.13
1988	Texas Rangers	12	15	32	32	5	3	0	203.1	190	105	94	18	71	88	4.16
1989	Chicago Cubs	6	10	35	23	0	0	2	145.2	164	90	71	9	49	61	4.39
1990	Toronto Blue Jays	0	0	11	0	0	0	0	16.3	19	11	11	2	7	7	6.06
1991	Baltimore Orioles	0	2	38	0	0	0	1	62	60	38	35	8	24	32	5.08
1993	St. Louis Cardinals	1	0	22	1	0	0	1	28.2	18	2	2	1	8	21	0.63
6 seasons		21	34	163	68	5	3	4	545.1	546	291	254	52	190	251	4.19

Jim Leyritz • Wildcat in 1985

Position: Catcher **Bats:** Right **Throws:** Right
 • 1996 World Series Champion (New York Yankees)
 • 1998 World Series (San Diego Padres)
 • 1999 World Series Champion (New York Yankees)

Debut: June 8, 1990



Year	Team	G	AB	R	H	2B	3B	HR	RBI	SB	CS	BB	SO	BA	OBP	SLG
1990	New York Yankees	92	303	28	78	13	1	5	25	2	3	27	51	.257	.331	.356
1991	New York Yankees	32	77	8	14	3	0	0	4	0	1	13	15	.182	.300	.221
1992	New York Yankees	63	144	17	37	6	0	7	26	0	1	14	22	.257	.341	.444
1993	New York Yankees	95	259	43	80	14	0	14	53	0	0	37	59	.309	.410	.525
1994	New York Yankees	75	249	47	66	12	0	17	58	0	0	35	61	.265	.365	.518
1995	New York Yankees	77	264	37	71	12	0	7	37	1	1	37	73	.269	.374	.394
1996	New York Yankees	88	265	23	70	10	0	7	40	2	0	30	68	.264	.355	.381
1997	Anaheim Angels	84	294	47	81	7	0	11	50	1	1	37	56	.276	.357	.412
	Texas Rangers	37	85	11	24	4	0	0	14	1	0	23	22	.282	.446	.329
	TOT	121	379	58	105	11	0	11	64	2	1	60	78	.277	.379	.393
1998	Boston Red Sox	52	129	17	37	6	0	8	24	0	0	21	34	.287	.385	.519
	San Diego Padres	62	143	17	38	10	0	4	18	0	0	21	40	.266	.384	.420
	TOT	114	272	34	75	16	0	12	42	0	0	42	74	.276	.384	.467
1999	San Diego Padres	50	134	17	32	5	0	8	21	0	0	15	37	.239	.331	.455
	New York Yankees	31	66	8	15	4	1	0	5	0	0	13	17	.227	.354	.318
	TOT	81	200	25	47	9	1	8	26	0	0	28	54	.235	.339	.410
2000	New York Yankees	24	55	2	12	0	0	1	4	0	0	7	14	.218	.317	.273
	Los Angeles Dodgers	41	60	3	12	1	0	1	8	0	0	7	12	.200	.294	.267
	TOT	65	115	5	24	1	0	2	12	0	0	14	26	.209	.305	.270
11 seasons		903	2527	325	667	107	2	90	387	7	7	337	581	.264	.362	.415

Larry Luebbers • Wildcat from 1988-90

Position: Pitcher **Bats:** Right **Throws:** Right

Debut: July 3, 1993

Year	Team	W	L	G	GS	CG	SHO	SV	IP	H	R	ER	HR	BB	SO	ERA
1993	Cincinnati Reds	2	5	14	14	0	0	0	77.1	74	49	39	7	38	38	4.54
1999	St. Louis Cardinals	3	3	8	8	1	0	0	45.2	46	27	26	8	16	16	5.12
2000	Cincinnati Reds	0	2	14	1	0	0	1	20.1	27	15	14	1	12	9	6.20
3 seasons		5	10	36	23	1	0	1	143.1	147	91	79	16	66	63	4.96



Luke Maile • Wildcat from 2010-12

Position: Catcher **Bats:** Right **Throws:** Right

Debut: Sept. 1, 2015

Year	Team	G	AB	R	H	2B	3B	HR	RBI	SB	CS	BB	SO	BA	OBP	SLG
2015	Tampa Bay Rays	15	35	2	6	3	0	0	2	0	0	0	8	.171	.171	.257
1 season		15	35	2	6	3	0	0	2	0	0	0	8	.171	.171	.257



Alex Meyer • Wildcat from 2009-11

Position: Pitcher **Bats:** Right **Throws:** Right

Debut: June 26, 2015

Year	Team	W	L	G	GS	CG	SHO	SV	IP	H	R	ER	HR	BB	SO	ERA
2015	Minnesota Twins	0	0	2	0	0	0	0	2.2	4	5	5	2	3	3	16.88
1 season		0	0	2	0	0	0	0	2.2	4	5	5	2	3	3	16.88



Charles "Cotton" Nash • Wildcat from 1961-64

Position: First Base **Bats:** Right **Throws:** Right

Debut: September 1, 1967

Year	Team	G	AB	R	H	2B	3B	HR	RBI	SB	CS	BB	SO	BA	OBP	SLG
1967	Chicago White Sox	3	3	1	0	0	0	0	0	0	0	1	0	.000	.250	.000
1969	Minnesota Twins	6	9	0	2	0	0	0	0	0	0	1	2	.222	.300	.222
1970	Minnesota Twins	4	4	1	1	0	0	0	2	0	1	1	1	.250	.400	.250
3 seasons		13	16	2	3	0	0	0	2	0	1	3	3	.187	.316	.187






Jim Park • Wildcat in 1911, 1913-14

Position: Pitcher Bats: Right Throws: Right

Debut: September 7, 1915

Year	Team	W	L	G	GS	CG	SHO	SV	IP	H	R	ER	HR	BB	SO	ERA
1915	St. Louis Browns	2	0	3	3	1	0	0	22.2	18	8	3	1	9	5	1.19
1916	St. Louis Browns	1	4	26	6	1	0	0	79	69	28	23	2	25	26	2.62
1917	St. Louis Browns	1	1	13	0	0	0	0	20.1	27	20	15	1	12	9	6.64
3 seasons		4	5	42	9	2	0	0	122	114	56	41	4	46	40	3.02

Note: The St. Louis Browns became the Baltimore Orioles in 1954.



Jeff Parrett • Wildcat from 1980-83

Position: Pitcher Bats: Right Throws: Right

Debut: April 11, 1986

Year	Team	W	L	G	GS	CG	SHO	SV	IP	H	R	ER	HR	BB	SO	ERA
1986	Montreal Expos	0	1	12	0	0	0	0	20.1	19	11	11	3	13	21	4.87
1987	Montreal Expos	7	6	45	0	0	0	6	62	53	33	29	8	30	56	4.21
1988	Montreal Expos	12	4	61	0	0	0	6	91.2	66	29	27	8	45	62	2.65
1989	Philadelphia Phillies	12	6	72	0	0	0	6	105.2	90	43	35	6	44	98	2.98
1990	Philadelphia Phillies	4	9	47	5	0	0	1	81.2	92	51	47	10	36	69	5.18
	Atlanta Braves	1	1	20	0	0	0	1	27	27	11	9	1	19	17	3.00
	TOT	5	10	67	5	0	0	2	108.2	119	62	56	11	55	86	4.64
1991	Atlanta Braves	1	2	18	0	0	0	1	21.1	31	18	15	2	12	14	6.33
1992	Oakland Athletics	9	1	66	0	0	0	0	98.1	81	35	33	7	42	78	3.02
1993	Colorado Rockies	3	3	40	6	0	0	1	73.2	78	47	44	6	45	66	5.38
1995	St. Louis Cardinals	4	7	59	0	0	0	0	76.2	71	33	31	8	28	71	3.64
1996	St. Louis Cardinals	2	2	33	0	0	0	0	42.1	40	20	20	2	20	42	4.25
	Philadelphia Phillies	1	1	18	0	0	0	0	24	24	5	5	0	11	22	1.88
	TOT	3	3	51	0	0	0	0	66.1	64	25	25	2	31	64	3.39
10 seasons		56	43	491	11	0	0	22	724.2	672	336	306	61	345	616	3.80



James Paxton • Wildcat from 2007-09

Position: Pitcher Bats: Left Throws: Left

Debut: Sept. 7, 2013

Year	Team	W	L	G	GS	CG	SHO	SV	IP	H	R	ER	HR	BB	SO	ERA
2013	Seattle Mariners	3	0	4	4	0	0	0	24.0	15	5	4	2	7	21	1.50
2014	Seattle Mariners	6	4	13	13	0	0	0	74.0	60	29	25	3	29	59	3.04
2015	Seattle Mariners	3	4	13	13	0	0	0	67.0	67	34	29	8	29	56	3.90
3 seasons		12	8	30	30	0	0	0	165.0	142	68	58	13	65	136	3.16




Chris Rusin • Wildcat from 2006-09

Position: Pitcher Bats: Left Throws: Left

Debut: Aug. 21, 2012

Year	Team	W	L	G	GS	CG	SHO	SV	IP	H	R	ER	HR	BB	SO	ERA
2012	Chicago Cubs	2	3	7	7	0	0	0	29.2	38	22	21	4	11	21	6.37
2013	Chicago Cubs	2	6	13	13	0	0	0	66.1	66	30	29	8	24	36	3.93
2014	Chicago Cubs	0	0	4	0	0	0	0	12.2	16	10	10	1	5	8	7.11
2015	Colorado Rockies	6	10	24	22	2	1	0	131.2	170	88	78	19	41	86	5.33
4 seasons		10	19	48	42	2	1	0	240.1	290	150	138	32	81	151	5.17



Jack Savage • Wildcat from 1983-85

Position: Pitcher Bats: Right Throws: Right

Debut: September 14, 1987

Year	Team	W	L	G	GS	CG	SHO	SV	IP	H	R	ER	HR	BB	SO	ERA
1987	Los Angeles Dodgers	0	0	3	0	0	0	0	3.1	4	1	1	0	0	0	2.70
1990	Minnesota Twins	0	2	17	0	0	0	1	26	37	26	24	3	11	12	8.31
2 seasons		0	2	20	0	0	0	1	29.1	41	27	25	3	11	12	7.67

Terry Shumpert • Wildcat from 1983-86

Position: Second Base Bats: Right Throws: Right

Debut: May 1, 1990

Year	Team	G	AB	R	H	2B	3B	HR	RBI	SB	CS	BB	SO	BA	OBP	SLG
1990	Kansas City Royals	32	91	7	25	6	1	0	8	3	3	2	17	.275	.292	.363
1991	Kansas City Royals	144	369	45	80	16	4	5	34	17	11	30	75	.217	.283	.322
1992	Kansas City Royals	36	94	6	14	5	1	1	11	2	2	3	17	.149	.175	.255
1993	Kansas City Royals	8	10	0	1	0	0	0	0	1	0	2	2	.100	.250	.100
1994	Kansas City Royals	64	183	28	44	6	2	8	24	18	3	13	39	.240	.289	.426
1995	Boston Red Sox	21	47	6	11	3	0	0	3	3	1	4	13	.234	.294	.298
1996	Chicago Cubs	27	31	5	7	1	0	2	6	0	1	2	11	.226	.286	.452
1997	San Diego Padres	13	33	4	9	3	0	1	6	0	0	3	4	.273	.324	.455
1998	Colorado Rockies	23	26	3	6	1	0	1	2	0	0	2	8	.231	.286	.385
1999	Colorado Rockies	92	262	58	91	26	3	10	37	14	0	31	41	.347	.413	.584
2000	Colorado Rockies	115	263	52	68	11	7	9	40	8	4	28	40	.259	.340	.456
2001	Colorado Rockies	114	242	37	70	14	5	4	24	14	3	15	44	.289	.337	.438
2002	Colorado Rockies	106	234	30	55	12	1	6	21	4	1	21	41	.235	.304	.372
2003	Tampa Bay Devil Rays	59	84	14	16	5	2	2	7	1	0	10	17	.190	.289	.369
14 seasons		854	1969	295	497	109	26	49	223	85	29	166	369	.252	.315	.409




Mark Thompson • Wildcat from 1990-92

Position: Pitcher Bats: Right Throws: Right

Debut: July 26, 1994

Year	Team	W	L	G	GS	CG	SHO	SV	IP	H	R	ER	HR	BB	SO	ERA
1994	Colorado Rockies	1	1	2	2	0	0	0	9	16	9	9	2	8	5	9.00
1995	Colorado Rockies	2	3	21	5	0	0	0	51	73	42	37	7	22	30	6.53
1996	Colorado Rockies	9	11	34	28	3	1	0	169.2	189	109	100	25	74	99	5.30
1997	Colorado Rockies	3	3	6	6	0	0	0	29.2	40	27	26	8	13	9	7.89
1998	Colorado Rockies	1	2	6	6	0	0	0	23.1	36	22	20	8	12	14	7.71
1999	St. Louis Cardinals	1	3	5	5	0	0	0	29.1	26	12	9	1	17	22	2.76
2000	St. Louis Cardinals	1	1	20	0	0	0	0	25	24	21	14	4	15	19	5.04
7 seasons		18	24	94	52	3	1	0	337	404	242	215	55	161	198	5.74




William VanLandingham • Wildcat from 1989-91

Position: Pitcher Bats: Right Throws: Right

Debut: May 21, 1994

Year	Team	W	L	G	GS	CG	SHO	SV	IP	H	R	ER	HR	BB	SO	ERA
1994	San Francisco Giants	8	2	16	14	0	0	0	84	70	37	33	4	43	56	3.54
1995	San Francisco Giants	6	3	18	18	1	0	0	122.2	124	58	50	14	40	95	3.67
1996	San Francisco Giants	9	14	32	32	0	0	0	181.2	196	123	109	17	78	97	5.40
1997	San Francisco Giants	4	7	18	17	0	0	0	89	80	56	49	11	59	52	4.96
4 seasons		27	26	84	81	1	0	0	477.1	470	274	241	46	220	300	4.54



Brandon Webb • Wildcat from 1998-2000

Position: Pitcher Bats: Right Throws: Right

Debut: April 22, 2003

Year	Team	W	L	G	GS	CG	SHO	SV	IP	H	R	ER	HR	BB	SO	ERA
2003	Arizona Diamondbacks	10	9	29	28	1	1	0	180.2	140	65	57	12	68	172	2.84
2004	Arizona Diamondbacks	7	16	35	35	1	0	0	208	194	111	83	17	119	164	3.59
2005	Arizona Diamondbacks	14	12	33	33	1	0	0	229	229	98	90	21	59	172	3.54
2006	Arizona Diamondbacks	16	8	33	33	5	3	0	235	216	91	81	15	50	178	3.10
2007	Arizona Diamondbacks	18	10	34	34	4	3	0	236.1	209	91	79	12	72	194	3.01
2008	Arizona Diamondbacks	22	7	34	34	3	1	0	226.2	206	95	83	13	65	183	3.30
2009	Arizona Diamondbacks	0	0	1	1	0	0	0	4.0	6	6	6	2	2	2	13.50
7 seasons		87	62	199	198	15	8	0	1319.2	1200	557	479	92	435	1065	3.27



ALL-TIME LETTERWINNERS

A

Jeff Abbott	1991-94
Wayne Able	1983-84
Aaron Acuff	1994-97
Brian Adams	2010-12
William Adams	1967
Adrian Adkins	1990
Mike Agnich	1983-84
Andrew Albers	2005-08
Marvin Akers	1942
Charles Alberts	1924-26
W.O. Alden	1906-08
Donald Alexander	1985
Todd Allen	1989
Willie Allen	1947
Ed Allin	1947
Charles Anderson	1952-54
Mayo Anderson	1926-27
Richard Anderson	1966-68
Tim Anderson	1980-83
R. Archdeacon	1905
Jeff Archer	2002-04
Zach Archer	2003-04
Clint Arnold	1983-86
Zach Arnold	2013-15
R.R. Arnold	1923
R. Van Arsdale	1923
Jay Atkerson	1957
A. Stewart Augustus	1930-31

B

Brock Baber	2005-08
L.E. Bach	1926-27
Stanley Baer	1906-07
Joey Bailey	1967
Roy Bailey	1987-89
David Bair	1970-71
James Baker	1975-76
Thomas Ballantine	1925
Mark Ballenger	1981-82
Thomas Bannon	1970-72
Jesse Barber	2002-05
Joseph Barber	1960-61
Bill Barker	1979-82
Clifford Barker	1947-48
Kyle Barrett	2013-15
J.D. Barnes	1930-31
James Baskett	1946-47
Bryce Bastien	2015
D. Baugh	1921
Bryce Bastien	2014
Harry Baustien	1977
Chad Bazzell	1993-95
Jerry Beam	1921
Thomas Bernal	2012-13
Stanley Baer	1905
Kenneth Beard	1959-60
Ralph Beard	1947-48
Gerald Belcher	1973-74

Scott Belding	1985-86
Dustin Beggs	2015
Andy Bendix	1996-98
Bob Bennett	1955
Thomas Bernal	2012-15
Leo Bernat	1974
Michael Bertram	2003-06
Ron Bertsch	1959-60
Bill Bibb	1954
Jim Biggerstaff	1956
Eric Bishop	1996-97
O. Bishop	1905
Kevin Bishop	2008
Chris Bisson	2008-10
Taylor Black	2010-11
William Black	1940, 1942
Doug Blair	1955
Rob Bland	2003-04
Paul Blandford	1995-96
Joseph Blanton	2000-02
B.B. Blasingame	1927
Dale Blythe	1955
Mark Blythe	1986-89
Bruce Boebler	1942
Jeff Boehm	2012-13
Rodney Bolton	1989-90
Matt Borne	1995-98
Mike Botkin	1979-82
Sean Bouthilette	2009-10
Frank Bower	1942
Matt Bowles	1992-94
John Bowling	1971-74
Shane Boyd	2001, 2004
Junior Braddy	1991
Bradford	1903
Matt Bragga	1991-94
Timothy Brandenburg	1977, 1979-80
Ben Bransom	1974
Mike Breyman	2003-04
Andrew Bryant	2013
Smith Broadbent	1934
Caleb Brock	2001-03
Eddie Brooks	1992-94
A. Brown	1920
Frank Brown	1957
O. Brown	1921-22
Colby Brown	2007
Mike Brown	2006-07
Zack Brown	2014-15
Derek Bryant	1970-73
Robert Buchanan	1985-88
Chad Buckman	1995
Justin Bunch	1995-98
John Burnett	1950
J.S. Burnham	1920
Lawrence S. Burnham	1922-23
Andy Burns	2009-10
Burns	1911
Burruss	1910-11
Steven Bush	1973-75

Bustin	1918
Gary Butlerman	1946-47

C

Steve Cain	1972-73
G.C. Caldwell, Jr.	1940
Kevin Caldwell	2005
Steven Callaway	1964
Gerry Calvert	1954, 1956
Joe Cambion	1918
Jared Camp	1994
Rick Campbell	1982-85
William Campbell	2009
Bill Carder	1959-61
W.E. Carnes	1931
Wilce B. Carnes	1939-40
Chris Carroll	1982-85
Dan Carroll	1983
Sawyer Carroll	2007-08
Neil Carstens	1975
Marcus Carson	2014-15
E.D. Carver	1905
Steve Casey	1990-92
Charles Casper	1963-65
Vince Castaldo	1988, 1990
Heath Castle	2003
S.E. Caudill	1907-10
Manny Cervantes	1991
William Chambers	1946
Chanalls	1925
Dan Chandler	1956
Jason Chaney	1998-99
David Allen Chapman	1962
Steve Chappell	1972-73
David Cheattle	1995-98
Charles Chism	1958
Randall Clark	1984-85
Steven Clark	1989-91
Frank Clegg	1948, 1950
Mark Clifford	1976
Kyle Cody	2013-15
J.L. Cole	1927
Matthew Coleman	1986-89
Jason Colemire	1995-98
Chris Combs	1993-94
Ryne Combs	2013-15
Darrell Conley	1986
George Larry Conley	1965
Mickey Conner	1958-60
Keith Conrad	1989-90
Halton Cook	1908
Jordan Cooper	2010-11
Paul Cooper	1920-21
Rob Corrado	2000-02
Paul Corum	1954-55
Paul Corum	1990-92
Timothy Costello	1976
Sean Coughlin	2006-07
Austin Cousino	2012-14
Collin Cowgill	2005-06, 08

Randall Cox	1966-68
Tyler Cox	2013
Hugh Coy	1953-54
John Crabtree, Jr.	1975-77
Ben Crain	1959
Karl Norman Crandall	1963
David Cravens	1967-69
H.R. Creal	1908-11
John Crigler	1956
Lysle Croft	1924-26
John Crosthwaite	1946, 1948-49
John S. Crosthwaite	1908
William Crouch	1926-27
Tom Crowe	1972
William Crumbaugh	1968-70
Steve Culkar	1986-87
Albert Cummins	1947
Jay Cummins	1947-49
Josh Cummins	1950
Jess Curry	1953
Phil Cutchin	1941-42

D

Louie Dampier	1965
H.B. Darling	1903-04
Franco Datillo	1997
Logan Darnell	2008-10
T.J. Daugherty	2010-11
Emory Davies	2002
Joe Dawson	1957-59
James Day	1952-55
Forrest Dean	1973
Steve Deaton	2003-06
Henry Degener, Jr.	1966-67
Antone DeJesus	2005-07
Tom Deller	1986-89
John DeMoisey	1934
Dempsey	1918
Sonny Denniston	1973
Frank Derrick	1925
Joe Devine	2010
Zach Dials	2006
Glen Dietrich	1968-70
Jim Dill	1989
R.R. Dimwiddie	1924
Jim Dixon	1988
Steve Dixon	1988
Mike Dolan	1952
A.L. Donan	1905-07
Thomas Dornbrook	1977
Greg Dombrowski	2005-08
Dad Downing	1918
Darney Downing	1918
Scott Downs	1995-97
Patrick L. Doyle	1962
Spencer Drake	2012
R. Duffy	1903
Tyler Dunaway	2012
Scott Duncan	1958
Jeff Dunn	1930
Richard Durbin	1970-71
Michael Durcan	1964-66

Hunter Durham	1960
Dutch	1910
Dylan Dwyer	2013-15

E

Robert Eanes	1958
James Eckstein	1974-75
Aaron Edwards	2003-04
Jeff C. Elgin	1907
Lincoln R. Ellington	1939-40
Tom Elliot	1973
C.B. Ellis	1908-11
Thad Elmore	1989-92
Brandt Ely	1982-84
Morgan Embry	2001
Randy Brown Embry	1963-65
Engle	1910
E.E. Ericson	1926-27
Chad Estep	1992-93
Chris Estep	1986-88
Mark Etter	1991-94
Bill Evans	1995

F

Cory Farris	2009-10
Nelson Faris	1966
Joseph Farmer	1982-85
Mark Farrell	1977
Robert Daniel Farrell	1962-63
Blake Feeney	1990-91
Tim Feger	1983-84
Allen Feldhaus	1960-62
Dennis Feldhaus	1967-69
Bryan Felkel	2001-02
Daniel Feltrop	1983-85
Duran Ferguson	2007
W.W. Ferrell	1931
Mike Ferris	2002
Greg Fettes	2013-15
Charles Fightmaster	1954
Matt Fisher	1990-92
W. Fleahman	1922
Cameron Flynn	2012
Robert Flynn	1955
Robert Flynn	1970
Marvis Foley	1972-75
Roy Ford	1979
Steve Ford	1972
Billy Fouch	1973-76
James Franceway	1927
Glenn Franck	1958
Jerry Frantz	1973-76
Lorhn Frazier	1990-93
Troy Frazier	2008-09
Melvin French	1939
Peter Fritsch	1964-65
William Fritsch	1966
Matt Fritts	2001-03, 2005
Edward Fritz	1939-41
Tom Froning	1990-92
Dominic Fucci	1948-51
Richard Fuller	1934

G

William Gabbert	1934
Mark Galvin	2001-04
William Gardner	1946
Chris Garrison	2012
Carlton Gaynor	1987
R. Geary	1903-04
Ronald Geary	1967-69
T. Geary	1903-04
Peter Gemmill	1975
Joe Georger	1979
Robert Gibbs, Jr.	1963-65
Brian Gibson	1991-92
Kalen Gibson	2003-05
Elmer Gilb	1927
Gilcen	1910
J.B. Giltner	1908-11
Casey Gilvin	2003-04
Randy Gipson	1976-79
Gunner Glad	2009-10
Goldnamer	1907
Chris Gonzalez	1993-94
Joel Gooch	2001
Sidney Goodman	1926
Larry Gossett	1969-70
Kevin Gothard	1982-85
Trevor Gott	2011-13
Tommy Gower	1970
Billy Grace	2004-07
W.H. Grady	1903-04
Spencer Graeter	2001-04
Charles Graham	1922
Dave Graham	1941
Timothy Graven	1973, 1975-76
Kenneth Reed Gravett	1963
Ray Graviss	1941
Kenneth Gravitt	1965
Phil Grawmeyer	1953-54, 1956-57
Andy Green	1997-2000
Chad Green	1994-96
Scott Green	2005, 2007-08
Gus Green	1942
Chase Greene	2009-10
Ed Gregg	1921
Turner W. Gregg	1923, 1925
Gregg	1918
Larry Benton Griffin	1962-63
Pete Grigsby	1954
Tom Grubbs	1920
Robert John Grudenski	1963
Jerad Grundy	2012-13
Harold Gruner	1952
C.H. Guillon	1903
Roger Gum	1988-89
Knight Gunthrie	1918

H

Dan Haas	1955
Danny Haas	1995
Bill Hacker	1997-98
Dick Hagan	1918

Cory Hahn	2001-02
Dorian Hairston	2013-15
Thompson Haley	1934
Alex Hall	1918
Jimmy Hall	1972-73
Navarro Hall	2009-10
Allen Hamilton	1948-51
Canter Hamilton	1952
Steve Hamilton	1985-86
Randal Hammer	1942
Herbert Hammond	1974-75
John Hampton	1988-89
Bruce Hanson	1975
Michael Harding	1980-81
Jim Harper	1953
Carson Harreld	1965
Mike Harris	1989-91
West Harris	2003
Vince Harrison	1999-2001
Rich Hart	1980
Brian Hastings	2005-06
Robert Hatchett	1947, 1949-50
Tom Hatfield	1979-81
Travis Hayes	1996
Elmo Curtis Head, Jr.	1963
Connor Heady	2014-15
J.G. Heber	1920
Jeff Hellman	1982-85
Bill Helton	1956
David Hench	1980
Rodney Henderson	1990-92
Robert Henne	1948
James Henry	1924-25
Omar Henry	1996
Tyler Henry	2007-09
Bob Herbert	1941
William Lamar Herrin	1962-63
Steven Heuerman	1974-77
Greg Hewitt	1992
George Hicks	1958
Ronald Hicks	1967-68
William Hiezer III	1967
Kenny Hill	1956
Louis E. Hillenmeyer	1905-07
W.W. Hillenmeyer	1908-11
Brad Hindersman	1991-94
Walter Hirsch	1948-51
Steven Hoagland	2012
O.R. Hogue	1931
Kent Hollingsworth	1947-50
Bryon Holloway	1986
W. Holten	1905
Jon Hooker	1998-2001
Kyle Hooker	1999
Michael Horn	1971
Jordan Horne, Jr.	1963-65
William Hornhorst	1934
James Host	1957-59
Billy Don House	1952-53
Marion Howard	1972-74
Michael Howard	1972-75
R.C. Howard	1930

Mike Howell	1959-60
Coleman Howlett	1964-66
Tyler Howe	2007-08
Mark Hredzak	1977-80
John Huber	1961
Jon Hudson	1987-88
Jonathan Huff	2008-09
Thomas Huey	1955
C.T. Hughes	1925
Lowell Hughes	1958
Herbert Hunt	1952-54
Jack Hutchinson	1971-72
William Hutchinson	1964

I

Mike Ickowski	1979
Chad Imel	1993

J

Spencer Jack	2014-15
Kenneth Jackson	1982-85
Kyle Jackson	2010
Jason Jenkins	1992, 1995
Naill Joe	2003
Ellis Johnson	1931
Neiko Johnson	2008-11
Marshall Johnson	1934
Phil Johnson	1956
Ryan Johnson	1995
J.E.C. Johnson	1910
Kerry Jolly	1977, 1979
Harry Jones	1951-53
Larry Jones	1951-53
Otis Jones	1921-22
Pookie Jones	1992-94
Vernon Jones	1946
Wallace Jones	1947-48
Alex Jordan	2005

K

Mike Kaczmarek	2008-11
Braden Kapteyn	2009-11
Roger Keeling	1982
Jeff Keener	1980-81
Charles Keller	1951-52
Owen Kelley	1923
William Kelley	1930-31
John Kellogg	1930
Stafford W. Kelly	1940
W.P. Kemper	1906
Ronald Kennett	1963-65
Nathan Kent	1997-99
Nick Kennedy	2009-11
Kevin Keown	1995-96
Doug Kidd	1973-74
Sam Kidd	2010-11
Paul Kilgus	1981-84
William King	1922, 1924
Kipping	1903
Jason Kipnis	2007
E. Kirk	1906
Robert D. Kittel	1960-62

Dennis Knoll	1980
Mitch Knox	1986-87
Scott Knox	1983-84
Steve Kochin	1956
John Koenen	1974-76
Kohn	1918
Lary Korn	1976
Spencer Korus	2008-09
John Kostrezewa	1991
John Kotmel	1980
Melvin Kouns	1957-58
E.R. Kruger	1930-31
John Kuester	1984-85
Charles Kuhn	1942
David Kuhn	1955
Max Kuhn	2012-14
Gary Kula	1976-79
Steve Kundick	1983-84
Jake Kungl	2003-04
Adam Kunkel	2004
John Kurachik	1941-42

L

Les Lambert	1957
Al Lardo	1989-91
Tevis Laudeman	1947
Jim Law	1987-88
Doug Lawhorn	1953-56
Steve Lawson	1984-85
L.H. Layman	1927
Ken Lehkamp	1955-56
Shaun Lehmann	2005-06
Donald Lenhof	1976-77
Donald Lentz	1969-71
Jim Leopold	1978-81
Bill Leskovar	1949
James Lett	1971-73
Andrew Levenson	2003-04
Clarence Lewis	1967, 1969
Ernie Lewis	1974
James Lewis	1970-71
Kenneth Lewis	1963-65
Lavon Lewis	1956-57
Jim Leyritz	1985
Nate Linder	1998-99
Stanley Line	1969-70
Bob Linkner	1959-60
Matt Little	2010
Corey Littrell	2011-13
Bill Livings	1956
Josh Loggins	1997-98
Charles Long	1976-79
Norman Longworth	1955
Darrell Lorange	1946
George Lord	1970-71
Greg Lord	1973
Doc Losley	1918
Zach Logue	2015
Jon Love	2001
Aaron Lovett	2007-08
J.P. Lowen	2005
Charles Loyd	1960-61

Larry Luebbers	1989-90
Tim Luginbuhl	1981-82

M

Al MacLeod	1949-51
Luke Maile	2010-12
Riley Mahan	2015
Sam Mahar	2012, 2014
Taylor Martin	2012, 2014-15
Paul S. McBrayer	1930-31
Thomas McCarthy	2011-12
Ed McCaw	1972-74
James McCaw	1975
Else McClelland	1918
Chris McClendon	2008-09
Andy McCord	1993-95
G. McCormick	1923
Paul McConkey	2011-13
Gary McCreary	1954-55
William McCubbin	1940-41
Erik McDonald	1988
Mike McDonald	1978
Bob McDowell	1954
O. McDowell	1905-06
W.F. McGary	1927
Aaron McGlone	1997-2000
Taylor McInnis	1999-2001
McKinney	1921
L.W. McMurray	1930-31
Austin Madison	1998-2001
Patrick Mahan	1997-2000
Mark Mangione	1982
John Marshall	1986-88
Tyler Marshall	2015
William Marshall	1970-71
Jack Marston	1955
Charles Martin	1939-40
James Martin	1963-65
Mark Martin	1980-81
Rodney Martin	1984-85
James Mathewson	1940-42
J.E. Matthews	1903
Harvey Mattingly	1934
Harold Mauck	1976-77
Kevin Mauck	1978
K.E. Mauser	1930
Johnny Mayes	1949
Matt McKinney	2006-07
Jeff Meade	1997-2000
Giles Meadors	1910-11
H. Meguiar	1920
Greg Mercer	1991-92
Alex Meyer	2009-11
T.H. Meyer	1940
Robert Meyers	1961-62
Jeff Michael	1990-93
Mark Michael	2000-01
Ray Mignerey	1948-49
Adam Milburn	1995-96
Kenny Miller	1996-97
Reed Miller	1923-26
Miller	1910

Misrach	1918
James Mitchell	1969
James Monin	1964-65
Edwin Monroe	1960-62
J.C. Montgomery	1905
Beau Moore	1998-2001
Michael Moore	1975-77
Mike Moore	1978
Jim Morris	1954, 1956-57
Seth Morris	2000-02
Anthony Morrow	1989-90
Paul Morse	1993-94
Doug Moseley	1950
Noah Mullins	1941
Anthony Murphy	1970
James Murphy	1985-86
John Murphy	1930-31
Mark Murphy	1995-98
Al Muth	1918-21
Andy Myette	2004

N

Joe Naill	2003-04
Kenneth Nally	1966
Louis Nally	1965-65
Charles Nash	1962-64
Noland Navarre	1939-41
Robert Nayle	1957-58
Andrew Nelson	2014-15
Eugene Neff	1952
Bobby Newsome	1960-61
C.M. Newton	1950-51
Robert Newton	1998-2002
Marcus Nidiffer	2007-10
Robert William Noelker	1962
Jeff Norman	1992
Rick Norton	1988-91
Kris Nuss	1989

O

Kevin O'Connor	1979-80
John Ofstun	1988
J.W. Ohr	1930-31
Joseph Ohr	1969-70
Bobby Olinick	1986-88
Anthony Ottrando	2007
Blake Oyler	2015
Dewayne Oxford	2006-07

P

Walter Jam Pagan	1962
Ron Parham	1956
Babe Parilli	1950
Jeff Parrett	1980-83
Steven Parrish	1971-72
Tom Parrott	1973
Richard Parsons	1959-61
Jason Pasero	1995-98
Jonathan Paquet	2011
James Paxton	2007-09
Josh Paxton	1997-2000
Stephen Pewitt	1975-77

Alex Phillips	2011-12
Randall Phillips	1939
Steve Phillips	1991
Brad Pickrell	2000-03
David Polhill	1979
Zach Pop	2015
Daniel Pototsky	1980-81
Shelby Post	1908-09
Mike Pozun	1995
Spencer Preston	2001-02
Steve Prewitt	1974
B.L. Pribble	1922-23
Breck Price	1999-2000
William G. Prince	1931
B. Propps	1918-21
Scott Pruitt	1988
Pete Pryor	1995-96
Pullen	1918
Larry Pursiful	1961-62

R

Joseph Raine	1939
Peter Raith	1973-74
Troy Ragle	2006-07
Dick Ramsey	1949
Frank Ramsey	1951-53
Pete Rasmusen	1999
Rex E. Ratcliffe	1963
Allen V. Rathbourne	1940-41
Jason Ratliff	1995-97
Lance Ray	2010
David Ray	1988
Jay Ray	1982-85
Terry Ray	1982
Dan Reale	2006-07
Dallen Reber	2011
Brad Redmon	1983
AJ Reed	2012-14
Brian Reed	1991-94
Reed	1907
Dallous Reed, Jr.	1959, 1961-62
Jimmy Reese	1910-11
Greg Reid	1993-97
Matt Reida	2011-14
Max Reitz	1991-92
Tim Renfro	1981
Adam Revelette	2005-06
Jarrod Reynolds	1999-2002
Chip Rhea	1994-96
William Rhea	1966
Jay Rhoads	1959
Raymond Rhoads	1930
W.L. Richards	1927
Riddle	1918
Sam Ridgway	1921-23
J.T. Riddle	2011-13
Skinner Riddle	1926
Darin Rieman	1988-90
Jesse Riffe	1924-25
John Riffe	1925-26
Jack Rigby	1956
James Ritte	1924

James Roach II	1970-71
LeRoy Robbins	1975-77
Steve Roberts	1979
Steven Roberts	1977-79
B.A. Robertson	1922
Tom Robeson	1990
Steven Robida	1966-68
Marc Robinson	1991
Matt Robinson	2005-06
Rochester	1910
Barry Rodgers	1970-72
Taylor Rogers	2010-12
James Rodriguez	2002-04
Hugh Roe	1952
William Roebel	1975-77
Lee Rogers	1979-80
Kenneth Rollins	1947
Charles Rose	1946
Jimmy Rose	2003
Paul Rouse	1923-24
Robert Rouse	1990
Bryan Rose	2008-09
Tim Rowland	1995-98
Ray Ruehl	1960
Raymond Ruehl	1961-62
Jacob Russell	2013
Chris Rusin	2006-09
Perrin Rule	1905-07
T.G. Runberger	1927
Russ Rutherford	2002-03
Terry Ryan	1981-84
Greg Ryle	1980-81

S

Eric Saar	1985
Marion Sallee	1967-69
Logan Salow	2014-15
Bill Sandry	1981-82
Ray Sauer	1922-23
Damon Saunders	2012
Darrell Saunders	1973-76
Jack Savage	1983-85
Brad Schaezner	2015
Jeff Shartzter	1981
Steve Schlageter	1981
J.B. Schmidt	2002-05
Russ Schueler	1985-86
Ray Schulte	1927
Casey Schroeder	2013
Adolph Duane Schwartz	1962-64
David Schwendeman	1976-77
Nick Schwendeman	1974-75
Matt Scott	2003-04
Pete Scotti	1911
Justin Scutchfield	2003-06
Dan Selhorst	1983-84
Ed Sellier	1959-60
Evan Settle	1934
Adam Shadburne	1993-96
Ben Shaffar	1997-99
John Shanahan	1952-54
Jerry Sharp	1958-59

Jeff Shartzter	1979-81
Lawrence Sheanshang	1966-68
JaVon Shelby	2014
Jim Server	1915-16
George Shearer	1934
John Shelby III	2004-06
JaVon Shelby	2014-15
Chandler Shepherd	2012-14
Joseph Shepherd	1939-41
James Sherrill	1974-77
Doug Shively	1958-59
Terry Shumpert	1985-87
Jeff Sikes	1981-82
John Sikes	1982-83
Michael Sills	1967-69
Bob Silvanik	1980
Tony Simone	1934
R.E. Simpson	1906
Skinner	1926
J.J. Slomer	1920-22
Don Smith	1977
Eugene Smith	1957
Frank Smith	1926
Freddie Smith	1977-80
Kerry Smith	1972
Marion Smith	1947
Scott Smith	1990-93
William Smithers	1950
Russ Smithson	2005
Craig Snipp	2002, 2004-06
Matt Snyder	2014-15
R.W. Sower	1920
Brian Spear	2007-08
Foster Spence	1942
William Spicer	1958
Troy Squires	2015
Carl Staker	1939-41
Edward Stanko, Jr.	1966
Seth Stanley	2003-04
Jay Steele	1981
Frank Steiner	1977
Brent Stephens	2001-02
Greg Stephens	1983-86
Caleb Stewart	2002-04
Eugene Stewart	1965
Harry Stille	1950-52
Robert Stith	1955
Allison V. Stokes	1922
A. Stone	1906
Neville Earl Stone	1907-08
John Stough	1947-50
Zack Storm	2013
John Stratman	1995
Zach Strecker	2013-15
Ryan Strieby	2006
Guy Strong	1950-51
Brian Suerdick	2008-09
Don Sullivan	1952
Bill Surface	1954-55
Doug Sutton	1986-88
Scotty Sutton	1989
W.R. Swearengin	1905-06

Kirk Swigert	1979-81
Kirk Swigert	1979-82
Tim Swob	1985

T

Thomas Tabb	1947
K.A. Tally	1903-04
Janak Talwalkar	1995-96
Blakely Tanner	1961
Gilbert Blakely Tanner	1962
Mark Tanner	2005
Bill Taylor	1995
Jack Taylor	1910
Ronald Taylor	1964, 1996
Sam Taylor	1988-89
Jay Tedesco	1994-97
Aaron Tennyson	2003-06
Robert Terrell	1951
Timothy Terry	1976-77, 1979
Chris Tews	1991
Tom Thaemert	1992-93
Micheal Thomas	2011-14
William Thomas	1947
Thomas	1918
Arnold Thompson	1934
Billy Thompson	1990-93
Mark Thompson	1990-92
William Thompson	1990
Kevin Thulin	2008
Milton Ticco	1941-42
Robert Tice	1939
Clint Tilford	2007-09
Steve Tingle	1970-71
Thomas Tippet	1958-59
Scott Tockstein	1980-81
George Tognocchi	1939-40
Jeff Tolotti	2001
Ka'ai Tom	2014-15
Louis A. Toth	1930-31
Jeff Townsend	1995-96
Tyler Townsend	2011
Victor Travis	1974
John Trivette	1946
William D. Trott	1930-31
Troy Trumbo	1993-94
Frank Tucci	1949
G.T. Turner	1924
Roy Turner	1949-50
Gordon Tyler	2000-03
Vince Tyra	1985-88

U

Underwood	1922
Cecil Urbanick	1930-31

V

Todd VanHoose	1984
Billy Vanlandingham	1989-91
Jack VanMeter	1954
Steve Vogel	1979-80
Steven Vogel	1977-80
Vogliatto	1910-11

David Voit	1986-88
E.A. Vossmeier	1924-26

W

Chris Wade	2008-09
Scott Wade	2000-03
David Waespe	2002-03
Michael Wainscott	1971-72
Douglas Kent Walfie	1963
Charles Wallace	1957
Mark Wallace	1982
Brad Walls	1981-84
Roger Ward	1992
Pete Warfel	1998
Tommy Warner	2005-08
Scott Weakley	1986
Brandon Webb	1998-2000
Roger Webb	1970-81
Keith Webster	1976
Jan Weisberg	1991-92
Joe Welch	1988-89
Richard Wenning	1977
Charles Wert	1926-27
Jim Wesch	1955
Lee Wesley	1999
Dennis Weston	1969
Daniel Whelan	1982-84
Tom Whisman	1950-51
Billy White	1988-89
Charles White	1956
Dale White	1955
Evan White	2015
Curtis Whitney	1994-95
Walter Wijas	2010-13
Shawn Wigglesworth	1992
Ryan Wilkes	2005-08
Bill Willard	1954, 1956-57
Miles Willard	1952-54
William Willard	1955
Jim Willenbrink	1985
Keenan Wiley	2007-10
Michael Williams	2009-12
Steve Williams	1978-81
H. Emmett Willoughby	1939-41
Brandy Wilson	1989-90
Bo Wilson	2015
Darin Wilson	1993
Earl Wilson	1934
Ginger Wilson	1958
John Wilson	1998-2000
Storm Wilson	2014-15
Bruce Wise	1988-89
Roy Wiseman	1950
Lucas Witt	2011-13
Jason Wolfe	1999-2000
Wollno	1918
O. Wood	1920
Woodward	1907
Claude Workman	1971
William Workman	1967-70
Charles Worthington	1931
Brock Wright	2007-09

Chad Wright	2009-11
William Wright	1967-68
E.C. Wurtele	1903-04
Frank Wyatt	1953

Y

Alan Yankey	1983-86
Jesse Yano	2008
Humsey Yessin	1946, 1950
John Young	1970
Todd Young	1993-96

Z

John Zachem	1958-59
Benjamin Zaranka	1948, 1950-51
Robert Zeigler	2014-15
Zac Zellers	2012-13
George Zerfoss	1918-20
Karl Zerfoss	1915-16
Steve Zongor	1989-92

ALL-TIME JERSEY NUMBERS (SINCE 1989)

1

Tom Robeson (1989-1990)
Scott Mitchell (graduate assistant: 1991)
Michael Seaborn (2007)
Brian Green (assistant coach: 2009-14)
Trey Miller (2016)

2

John Butler
(assistant coach: 1978-1994)
Steve Deaton (2002-06)
Brian Suerdick (2007-09)
Tyler Townsend (2010-11)
Zac Zellers (2012-13)
Tyler Tipton (2014)
Riley Mahan (2016)

3

John Kostrezwa (1991)
Greg Hewitt (1992)
Chris Gonzalez (1993-1994)
Paul Blandford (1995-1996)
Aaron McGlone (1997-2000)
Spencer Graeter (2001-04)
Antone DeJesus (2005-07)
Neiko Johnson (2008-11)
Andrew Bryant (2012-13)
Riley Mahan (2015)
Tyler Marshall (2016)

4

Billy White (1987-1989)
Rodney Henderson (1990-1992)
Andy McCord (1993-1996)
Matt Borne (1997-1998)
Brad Pickrell (1999-2002)
Collin Cowgill (2005-08)
Michael Williams (2009-10)
Paul McConkey (2011-13)
Kyle Barrett (2014-15)
Zeke Lewis (2016)

5

Mark Blythe (1986-1989)
Max Reitz (1991-1992)
Darin Wilson (1993)
Josh Burkley (1994)
Kevin Keown (1993-1996)
Dave Cheatile (1997-1998)
Vince Harrison (1999-2001)
Matt Fritts (2001-05)
Mike Brown (2006-07)
Chris McClendon (2008-09)
Taylor Black (2010-11)
Trevor Gott (2012-13)
JaVon Shelby (2014-16)

6

Jeff Keener (graduate assistant: 1990)
Shawn Wigglesworth (1992)
Omar Henry (1996-1997)
Austin Madison (1998-2001)
David Waspe (2001-03)
Anthony Ottrando (2006-07)
Spencer Korus (2008-09)
Matt Redia (2011-14)
Jake Hamilton (2014)
Tristan Pompey (2015)

7

Anthony Morrow (1989-1990)
Jeff Abbott (1991-1994)
Eric Bishop (1996-1997)
Beau Moore (1998-2001)
Eric Shippy (2002)
Casey Gilvin (2003-04)

Shaun Lehmann (2005-06)
Chris Wade (2007-09)
Lucas Witt (2011-13)
Connor Hedy (2014-16)

8

Paul Corum (1990-1992)
Jason Withrow (1993-1994)
Kenny Miller (1996-1997)
J.R. Stevens (1998)
Kyle Hooker (1999)
Nick Zielke (2000)
Jesse Barber (2001-05)
Timmy Wimsatt (2006)
Tyler Howe (2007-08)
Andy Burns (2009-10)
Walter Wijas (2011-13)
Storm Wilson (2014-16)

9

Steve Casey (1990-1992)
Paul Morris (1993-1994)
Jason Ratliff (1995-1997)
Nate Linder (1998-1999)
Jason Wolfe (1999-2000)
Morgan Embry (2001)
Russ Rutherford (2002-03)
Jake Kungl (2003-04)
Brian Hastings (2005-06)
Tyler Henry (2008-09)
Sam Kidd (2010-11)
Max Kuhn (2012-14)
Josh Smith (2016)

10

Matt Fischer (1990-1992)
Brian Mallory (1993)
Chad Greene (1994-1996)
Jeff Meade (1997-1998)
Pete Rasmusen (1999)
Kendrick Shanklin (2000)
Spencer Preston (2001-2002)
Joe Naill (2003-04)
J.P. Lowen (2005)
Chris Rusin (2006-09)
Lance Ray (2010)
J.T. Riddle (2011-13)
Ryne Combs (2014-15)
Luke Becker (2016)

11

Darin Rieman (1987-1990)
Mark Etter (1991-1994)
John Holbrook (1995)
Joe Giarrante (1997)
John Wilson (1998-2000)
Seth Morris (2000-2002)
John Cohen (head coach: 2004-08)
Gunner Glad (2009-10)
T.J. Daugherty (2011)
Cameron Flynn (2012)
Jacob Russell (2013)
Matt Snyder (2014-15)
Keegan McHood (2016)

12

Rodger Gum (1988-1989)
Tom Froning (1990-1992)
Chip Rhea (1994-1996)
Josh Paxton (1997-2000)
Caleb Brock (2001-03)
John Shelby (2004-06)
Marcus Nidiffer (2007-10)
Corey Littrell (2011-12)
Andrew Nelson (2014-15)
Daniel Tillo (2016)

13

Steve Clark (1988-1991)
Rodger Ward (1992)
Will Crumbaugh (1998)
Joey King (1999-2000)
Cory Whitby
(assistant coach: 2002-2003)
Billy Grace (2004-07)
Bryan Rose (2008-09)
Navarro Hall (2010)
Alex Lester (2011)
Keith Vorhoff
(volunteer asst coach: 2012-16)

14

Jim Dill (1987-1989)
Bob Rouse (1990)
Chad Johnson (1992)
Greg Reid (1993-1997)
Nick Zielke (1998)
Jason Wolfe (1999)
Seth Morris (2000)
Taylor McInnis (1999-2001)
Kyle Duff (2002)
Justin Scutchfield (2003-04)
Andrew Albers (2005-08)
Nick Kennedy (2009-11)
Chandler Shepherd (2012-14)
Dustin Beggs (2015-16)

15

Rick Norton (1988-1991)
Matt Bowles (1992-1994)
Scott Downs (1995-1997)
Jason Wolfe
(undergraduate asst.: 2001)
Robert Newton (1998-2002)
Michael Bertram (2003-06)
Jason Kipnis (2007)
Logan Darnell (2008-10)
Jeff Boehm (2012-13)
Marcus Carson (2014-16)

16

Sam Taylor (1987-1989)
Lorhn Frazier (1990-1993)
Aaron Acuff (1994-1997)
Jeff Meade (1997-2000)
Mark Galvin (2001-04)
Russ Smithson (2005)
Duran Ferguson (2006-09)
Brian Adams (2010-12)
Zack Storm (2013)
Troy Squires (2014-16)

17

Bob Smith (assistant coach: 1987-1991)
Steve Clark (graduate assistant: 1991)
Ryan McKenzie (1994)
Ryan Johnson (1995-1996)
Mark Murphy (1997)
Jason Pasero (1997-1998)
Taylor McInnis (1999)
Mark Michael (2000-2001)
Zach Archer (2003-04)
Ryan Wilkes (2005-08)
Alex Meyer (2009-11)
Taylor Martin (2012-15)
Jake Hamilton (2016)

18

Mike Harris (1989-1991)
Chad Imel (1993)
Jay Tedesco (1994-1997)
Josh Owens (1998-1999)

Brent Stevens (2001-2002)
Tyler Pittman (2003)
Dan Reale (2005-07)
Troy Frazier (2008-09)
Kyle Jackson (2010)
Jordan Williams (2011)
AJ Reed (2012-14)

19

Thad Elmore (1989-1992)
Kevin Keown (1993)
John Stratman (1994-1995)
Travis Haynes (1996)
Jason Pasero (1997)
Mark Murphy (1997-1998)
Jarrod Reynolds (1999-2002)
Aaron Edwards (2003-04)
Justin Scutchfield (2005-06)
Sawyer Carroll (2007-08)
Sean Bouthilette (2009-10)
Austin Cousino (2012-14)
Evan White (2015-16)

20

Scotty Sutton (1989)
Jeff Michael (1990-1993)
Jeff Townsend (1995-1996)
Will Crumbaugh (1998-1999)
Gordon Tyler (2000-2003)
Adam Kunkel (2002-04)
Gary Henderson
(pitching coach/associate head coach:
2005-08)
Gary Henderson (head coach: 2009-16)

21

John Hampton (1987-1989)
Manuel Cervates (1991)
Tom Thaeemert (1992-1993)
Bret Phelps (1994)
Mike Pozun (1995)
Josh Loggins (1997-1998)
Breck Price (1999-2000)
Joel Gooch (2001)
Mike Ferris (2002)
Jeff Archer (2002-04)
Scott Green (2005-08)
William Campbell (2009)
Luke Maile (2010-12)
Corey Littrell (2013)
Robert Zeigler (2014-15)

22

Brandy Wilson (1989-1990)
Chris Tews (1991)
Eddie Brooks (1992-1994)
Tony Vittorio
(assistant coach: 1995-1996)
Patrick Mahan (1997-1998)
Chris DeLeenheer (1999)
Joseph Blanton (2000-2002)
Seth Stanley (2003-04)
Adam Revelette (2005-06)
James Paxton (2007-09)
Dallen Reber (2011)
Jerad Grundy (2012)

23

Vince Castaldo (1988-1990)
Jan Weisberg (1991-1992)
Todd Young (1993-1996)
Justin Colemire (1997-1998)
Doug Flynn (assistant coach: 1999)
Taylor McInnis (1999-2000)
Craig Snipp (2003-06)
Bryan Rose (2007)

Mike Kaczmarek (2008-11)
Tim Peterson (2012)
Kyle Cody (2013-16)

24

Al Lardo (1989-1991)
Chad Estep (1992-1993)
Wes Iler (1994)
Danny Haas (1995)
Brian Campbell (1996)
Justin Bunch (1997-1998)
Jason Graham (1999)
Greg Goff (assistant coach: 2000-2003)
Jeff Tolotti (2001)
Caleb Stewart (2002-04)
Sean Coughlin (2006-07)
Kevin Thulin (2008)
Chad Wright (2009-11)
Spencer Drake (2012)
Dylan Dwyer (2013-16)

25

Billy Thompson (1990-1993)
Travis Haynes
(undergraduate asst: 1997)
Tim Rowland (1997)
Jason Chaney (1998-1999)
Dax O'Daniel (2000)
Shane Boyd (2001)
Emory Davies (2002)
Eric Saffell (2004)
Willie Mays (2005)
Brock Wright (2006-09)
Walter Wijas (2010)
Thomas McCarthy (2011-12)
Ryne Combs (2013)
Ka'ai Tom (2014-15)
Gunnar McNeill (2016)

26

Matthew Coleman (1986-1989)
Blake Feeney (1990-1991)
Jason Jenkins (1992-1995)
Andy Bendix (1996-1998)
Justin Sanders (1997-1999)
Jon Love (2001)
Chris O'Dell (2002)
Matt Scott (2003-04)
Matt McKinney (2006-07)
Scott Davis (2008)
Matt Little (2009-10)
Jonathan Paquet (2011)
Cole Evans (2012)
Jerad Grundy (2013)
Dominic D'Souza (2014)
Tyler Marshall (2015)
Kole Cottam (2016)

27

Joe Welch (1987-1989)
Adrian Adkins (1988-1990)
Mike Bragga (1991-1994)
Franko Datillo (1996-1997)
Ben McCauley (1998)
Drew Owen (1999-2000)
Bryan Felkel (2001-2002)
Eric Shippy (2002-03)
Zach Dials (2006)
Kevin Bishop (2007-08)
Joe Devine (2010)
Damon Saunders (2011-12)
Trace Vorbeck (2013)
Justin Lewis (2015-16)

28

Tom Deller (1986-1989)
Scott Smith (1990-1993)
Janak Talwalkar (1995-1997)
Pete Warfel (1998)

Clint Kelly (1999)
Justin Willett (2002)
Brock Baber (2004-08)
Chase Greene (2009-10)
Chris Garrison (2012)
Logan Salow (2014-16)

29

Bruce Wise (1988-1989)
Jeff Griswold (1990)
Greg Mercer (1991-1992)
Chad Bazzell (1993-1996)
Andy Green (1997-2000)
J.B. Schmidt (2001-05)
Nick Mingione
(assistant coach: 2005-08)
Chris Bisson (2008-10)
Trevor Gott (2011)
Zach Strecker (2012-16)

30

David Phelps (1989)
Jeff Coleman (1988-1990)
Brad Hindersman (1991-1994)
Bill Hacker (1996-1998)
Jon Peacock (1999)
Lance McKinstler (2000-2001)
Chris Parsons (2002)
Aaron Tennyson (2003-06)
Brian Spear (2007-08)
Braden Kapteyn (2009-11)
Sam Mahar (2012-14)
Bo Wilson (2015-16)

31

Roy Bailey (1986-1989)
Mark Thompson (1990-1992)
Brad Heyerly (1998)
Aaron Wilson (1999-2000)
Brian Schaefer (assistant coach: 2001)
Wes Harris (2003)
Matt Robinson (2005-06)
Colby Brown (2007)
Navarro Hall (2008-09)
Jordan Cooper (2010-11)
Bryce Bastein (2014-15)
Dima Ballard (2016)

32

Keith Madison (head coach: 1978-2003)

33

Steve Zonger (1989-1992)
Jared Camp (1994)
Pete Pryor (1995-1996)
Jon Hooker (1998-2001)
Jeff Archer (2002)
Mike Breyman (2003-04)
Kevin Caldwell (2005)
Ryan Strieby (2006)
Aaron Lovett (2007-08)
Zack Brown (2014-16)

34

Keith Conrad (1989-1990)
Brian Gibson (1989-1992)
Chris Combs (1992-1994)
Billy Taylor (1995)
Lee Wesley (1997)
Patrick Mahan (1997-2000)
Andrew Levenson (2002-04)
Jan Weisberg (1993-2005)
Clint Tilford (2007-09)
Taylor Rogers (2010-12)
Thomas Weaver (2013)
Spencer Jack (2014-16)

35

Todd Allen (1986-1989)

Jeff Norman (1990-1992)
Adam Shadburne (1993-1996)
Tim Rowland (1997-1998)
Micah Plotts (1998-1999)
Cory Hahn (2001-2002)
Kalen Gibson (2003-05)
Dewayne Oxford (2006-07)
Jon Carlson (2010)
Michael Williams (2011-12)
Zach Arnold (2013-16)

36

Larry Luebbers (1989-1990)
Nehemiah Braddy (1991)
Troy Trumbo (1993-1994)

37

Jim Hinerman
(graduate asst & asst coach: 1990-1993)
Omar Henry (1997 & 1999)
Anthony Kelly (2000)
John Merritt (2001)
Adam Kunkel (2002)
Shane Boyd (2003-04)
Greg Dombrowski (2005-08)
Steven Hoagland (2011-12)
Kyle Barrett (2013)
Austin Perry (2014)
Austin Keen (2016)

38

Rod Bolton (1989-1990)
Marcus Robinson (1991)
Jan Weisberg
(undergraduate asst & asst coach: 1993-2005)
Brad Bohannon
(assistant coach: 2004-15)

39

Billy VanLandingham (1990-1991)
Chuck Bartlett
(assistant coach: 1992-1997)
Joey King (1998)
Josh Shofner (1999)
Aaron McGlone
(undergraduate asst: 2001)
David Waespe (2001)
John Merritt (2002)
Jason Kipnis (2006)
Jeremy Sheeting
(graduate asst: 2008-10)
Tyler Dunaway (2011-12)
Casey Schroeder (2013)
Zach Logue (2015-16)

40

Kris Nuss (1989-1990)
Curtis Whitney (1994-1996)
Pete Warfel (1997)
Daron Schoenrock
(assistant coach: 1998-1999)
Scott Malone
(volunteer assistant: 2000)
Mike Smith (2001)
Jimmy Rose (2003-04)
Michael Ruby (2006)
Jonathan Huff (2008-09)
Kevin Bein (2011)
Greg Fettes (2012-15)
Zach Reks (2016)

41

Steve Phillips (1991)
Pookie Jones (1992-1994)
Chad Buckman (1995-1997)
Brandon Webb (1998-2000)
Matt Fritts (2001)

James Rodriguez (2002-04)
Marcus Nidiffer (2006-07)
Blake Oyler (2014-15)
Toby Bicknell (assistant coach: 2016)

42

Brian Reed (1991-1994)
Adam Milburn (1995-1996)
Jeff Young (volunteer assistant: 1997)
Ben Shaffar (1998-1999)
Rob Corrado (2000-2002)
Rob Bland (2003-04)
Alex Jordan (2005)
Chris Craycraft (2006-07)
Joshua Weninger (2008)
Micheal Thomas (2010-14)
Brad Schaezner (2015-16)

43

Justin Sanders (1998)
Jon Love (2001-2002)
Heath Castle (2003)
Miles Noland
(administrative asst: 2006-07)
Keith Vorhoff
(volunteer asst coach: 2008-11)

44

Ben Shaffar (1998)
Nathan Kent (1999)
Scott Wade (2000-03)
Ryan Dequin (2004)
Tommy Warner (2004-07)
Cory Farris (2009-10)
Alex Phillips (2011-12)
Dorian Hairston (2013-16)

45

Micah Plotts (1998)
Zak Danks (2001)
Shane Boyd (2001-2002)
Aaron Jackson (2003)
Troy Ragle (2006-07)
Bryce Robinson (2009)

46

Curtis Whitney
(undergraduate asst: 1998)
Lee Wesley (1999)
Keenan Wiley (2006-10)
Thomas Bernal (2011-15)

47

Jesse Yano (2008)
T.J. Daugherty (2009-10)
Tyler Raymond (2011-12)
Storm Wilson (2013)

48

Matt McGaha (2006)

49

Mark Tanner (2005)
Matt Holzhter (2006)
Brian Hastings
(student asst coach: 2007)
Logan Parrett (2014-15)

50

Neiko Johnson (2007)
Marshall Gei (2015)

52

Zach Pop (2015-16)

SHIVELY FIELD AT CLIFF HAGAN STADIUM



The Kentucky baseball team calls Shively Field at Cliff Hagan Stadium home since 1979, with renovations done in 2002 and again following the 2006 South-eastern Conference Championship season that saw the first ever NCAA Lexington Regional played at the facility.

A new era began in Kentucky baseball history in 2002 as then head coach Keith Madison and the Wildcats moved into their new lair, the \$4.2 million Shively Field at Cliff Hagan Stadium.

The state-of-the-art baseball complex replaced the twice-renovated facility that UK baseball had called home since 1969, when it was built as part of the Bernie A Shively Sports Center. In 1990, the facility underwent a \$520,000 renovation to refurbish the stadium.

After the 2006 SEC Championship season, the Kentucky athletic administration decided to invest in exterior improvements of Cliff Hagan. Among the improvements which debuted during the 2007 season, was a new state-of-the-art video board, which enhances the viewing experience for fans.

Also added during the 2007 offseason was a 150 capacity deck in the parking lot behind right field. The outfield fence was also lowered and padded to give fans a clear view of the diamond from anywhere in the outfield parking lot.

While Cliff Hagan Stadium is a beautiful place to call home, the Wildcats plan on moving into a new facility in the future which will increase the viewing experience for fans and create an intimidating road SEC atmosphere.



UK'S RECORD AT CLIFF HAGAN STADIUM SINCE 1979

Year	Overall	SEC
1979	14-7	7-5
1980	14-5	4-4
1981	19-5-1	8-3-1
1982	16-10	4-8
1983	25-9	3-6
1984	14-12	4-7
1985	14-9	6-7
1986	19-13	7-13
1987	24-6	8-4
1988	14-6	12-3
1989	15-8	5-7
1990	17-15	5-9
1991	23-6	8-4
1992	19-8	7-5
1993	18-11	3-9
1994	13-9	6-6
1995	11-9	4-8
1996	17-9	9-6
1997	13-13	5-10
1998	15-15	5-10
1999	13-13	7-8
2000	16-11-1	3-10-1
2001	14-12	4-11
2002	8-20	1-14
2003	17-14	6-9
2004	15-17	5-10
2005	20-6	4-5
2006	31-6	13-2
2007	24-10	6-9
2008	28-6	9-6
2009	19-13	7-8
2010	20-10	9-6
2011	21-10	7-8
2012	29-5	11-4
2013	19-12	6-9
2014	19-10	7-8
2015	15-11	7-7
Total	662-371-2	232-268-2

STADIUM RECORDS

Longest Winning Streak: 21 (2012)
 Most Runs Scored by UK: 27 vs. Tennessee-Martin (March 10, 2007)
 Most Runs Scored by Both Teams: 44
 - Mississippi State 28, Kentucky 16 (1989)


STADIUM FACTS

Capacity: 3,000
 Dimensions: 340-365-390-350-310
 Playing Surface: Natural Grass
 Year Built: 1969 as the Bernie A. Shively Sports Center
 Renovated: 1990, 2002, 2007
 Dedicated: Oct. 2, 1993

UK BASEBALL: 2006 SEC CHAMPS

After a last-place Southeastern Conference finish in 2005 and a preseason expectation to remain in the cellar before the 2006 season, the Kentucky baseball team exploded out of the gates and posted the most successful campaign in the over 100-year history of the Wildcat baseball program.

The 2006 Wildcats ran up a school-record 44 wins, claimed the first SEC Championship in school annals, and hosted UK's first NCAA Regional. UK's potent offense set a bevy of school records in the process, including shattering the record for runs scored in a season with 500. UK first baseman Ryan Strieby claimed SEC Player of the Year honors, in addition to earning consensus All-America accolades.



GARY HENDERSON, USA BASEBALL

NO-HITTER OF CUBAN NATIONAL TEAM • SERIES WINS VS. CUBA, TAIWAN



USA BASEBALL COLLEGIATE NATIONAL TEAM PITCHING STAFF

Player	School	'15 Class	App	GS	SV	IP	H	ER	BB	SO
Zack Burdi	Louisville	So.	6	0	0	9.2	10	4	2	6
Bailey Clark	Duke	So.	3	0	0	5.0	5	1	2	8
Tommy DeJuneas	N.C. State	Fr.	3	0	0	2.1	2	0	0	2
Ryan Hendrix	Texas A&M	So.	7	0	3	6.0	7	5	1	9
Tanner Houck	Missouri	Fr.	4	3	0	16.2	13	4	1	14
Zach Jackson	Arkansas	So.	5	0	0	5.2	5	2	6	8
Daulton Jefferies	Cal	So.	4	3	0	14.0	4	4	4	12
Anthony Kay	UConn	So.	4	1	0	9.1	7	2	1	13
Brendan McKay	Louisville	Fr.	4	0	1	4.1	5	0	2	5
Stephen Nogosek	Oregon	So.	6	0	2	10.2	8	2	1	11
A.J. Puk	Florida	So.	4	1	0	12.0	12	3	2	9
Mike Shawaryn	Marland	So.	4	3	0	10.1	14	6	4	11
Logan Shore	Florida	So.	3	1	0	9.0	10	8	3	10
Robert Tyler	Georgia	So.	3	2	0	9.0	4	1	4	7

Catchers:
 Chris Okey (Clemson)
 KJ Harrison (Oregon State)
 JJ Schwarz (Florida)
 Matt Thaiss (Virginia)

Coaching Staff:
 Ed Blankmeyer (St. John's)
 Gary Henderson (Kentucky)
 Paul Mainieri (LSU)
 Elliot Avent (NC State)
 Rich Hill (San Diego)





HISTORIC TWO-WAY PLAYERS COACHED BY GARY HENDERSON

AJ REED

1B/LHP - 2014

- UNANIMOUS NATIONAL PLAYER OF THE YEAR
- HIT .336 WITH 23 HOMERS & 73 RBI
- HAD A 12-2 RECORD & A 2.09 ERA
- 42ND PICK IN 2014 MLB DRAFT

BRAD WILKERSON

1B/OF/RHP - 1998

- NCBWA NATIONAL PLAYER OF THE YEAR
- HIT .347 WITH 23 HOMERS & 70 RBI
- WAS 10-5 WITH AN SEC-LEADING 136 STRIKEOUTS
- 33RD PICK IN THE 1998 MLB DRAFT



A promotional poster for the Kentucky Baseball team. The background is a deep blue with a subtle, painterly texture. Four players are featured in action poses. In the upper left, a player in a white jersey with blue accents is shown from the side, leaning forward as if swinging or preparing to swing. In the upper right, a player in a blue jersey is shown from the front, holding a baseball in his right hand and wearing a baseball glove on his left. In the lower left, a player in a blue jersey is shown from the front, looking towards the camera with his arms crossed. In the lower right, a player in a white jersey is shown from the front, wearing a blue helmet and running. The overall composition is dynamic and energetic.

30 | Bo
WILSON

2 | Riley
MAHAN

7 | Connor
HEADY

15 | Marcus
CARSON

KENTUCKY

BASEBALL





29 | Zach STRECKER



44 | Dorian HAIRSTON



35 | Zach ARNOLD

WILDCATS

2016 SCHEDULE

FEBRUARY

SUN	MON	TUE	WED	THU	FRI	SAT
	1	2	3	4	5	6
7	8	9	10	11	12	13
14	15	16	17	18	19	20
21	22	23	24	25	26	27
28	29					
TBD						

MARCH

SUN	MON	TUE	WED	THU	FRI	SAT
		1	2	3	4	5
6	7	8	9	10	11	12
13	14	15	16	17	18	19
20	21	22	23	24	25	26
27	28	29	30	31		

FEB. 19: SPARTANBURG, S.C. (WOFFORD)
 FEB. 20-21: SPARTANBURG, S.C. (UPSTATE)
 FEB. 26-28: SAN DIEGO, CALIF. (SDSU)
 MAY 17: PADUCAH, KY.
 MAY 24-29: SEC TOURNAMENT - HOOVER, ALA.

APRIL

SUN	MON	TUE	WED	THU	FRI	SAT
					1	2
3	4	5	6	7	8	9
10	11	12	13	14	15	16
17	18	19	20	21	22	23
24	25	26	27	28	29	30

MAY

SUN	MON	TUE	WED	THU	FRI	SAT
1	2	3	4	5	6	7
8	9	10	11	12	13	14
15	16	17	18	19	20	21
22	23	24	25	26	27	28
29	30	31				

All times Eastern and subject to change
 For up-to-date game information, visit UKathletics.com