



VS.



SATURDAY, SEPT. 16 • 7:30 P.M. ET • SEC NETWORK COLUMBIA, S.C. • WILLIAMS-BRICE STADIUM (80,250)

KENTUCKY TRAVELS TO SOUTH CAROLINA FOR SEC OPENER

Kentucky dispatched a game Eastern Kentucky squad last Saturday to move to 2-0 on the season and now turns its attention to Southeastern Conference play with a trip to South Carolina this weekend. The Cats will be looking for their fourth win in a row vs. the Gamecocks, who have been impressive in starting 2-0, including a SEC road win at Missouri.

The Cats now are 9-3 over their past 12 regular season games, including a win at No. 11 Louisville in the 2016 regular season finale. The Cats count three road wins among those nine wins, a testament to the mature and talented roster head coach Mark Stoops has built through recruiting.

The SEC opener will kick off at 7:30 p.m. ET at Williams-Brice Stadium in Columbia and air on the SEC Network.

KENTUCKY WILDCATS (2-0, 0-0 SEC)

9/2	at Southern Miss [CBSSN]	W, 24-17
9/9	Eastern Kentucky [SECN]	W, 27-16
9/16	at South Carolina* [SECN]	7:30 p.m.
9/23	Florida* [TBA]	TBA
9/30	Eastern Michigan [TBA]	TBA
10/7	Missouri* [TBA]	TBA
10/21	at Mississippi State* [TBA]	TBA
10/28	Tennessee* [TBA]	TBA
11/4	Ole Miss* [TBA]	TBA
11/11	at Vanderbilt* [TBA]	TBA
11/18	at Georgia* [TBA]	TBA
11/25	Louisville [TBA]	TBA

All times ET; *SEC game; Home games in bold

SOUTH CAROLINA GAMECOCKS (2-0, 1-0 SEC)

9/2	vs. NC State [^]	W, 35-28
9/9	at Missouri*	W, 31-13
9/16	vs. Kentucky* [SECN]	7:30 p.m.
9/23	vs. Louisiana Tech	TBA
9/30	at Texas A&M*	TBA
10/7	vs. Arkansas*	TBA
10/14	at Tennessee*	TBA
10/28	vs. Vanderbilt*	TBA
11/4	at Georgia*	TBA
11/11	vs. Florida*	TBA
11/18	vs. Wofford	TBA
11/25	vs. Clemson	TBA

All times ET; [^]Charlotte, N.C.; *SEC game; Home games in bold

GAME CENTER - #SCARvsUK

KENTUCKY WILDCATS	SOUTH CAROLINA GAMECOCKS
Record:	2-0 (0-0 SEC)
Ranking:	AP - NR; Coaches - RV
Coach:	Mark Stoops (Iowa, '89)
Record:	21-30 (Fifth season)
at UK:	21-30 (Fifth season)
vs. SCAR:	3-1
Last Game:	W, 27-16, vs. E. Kentucky (9/9)
Series:	South Carolina leads 17-10-1
Record:	2-0 (1-0 SEC)
Ranking:	AP - RV; Coaches - RV
Coach:	Will Muschamp
Record:	36-28 (6th season)
at SCAR:	8-7 (2nd season)
vs. UK:	4-1
Last Game:	W, 31-13, at Missouri (9/9)
Last Meeting:	UK won 17-10 in Lexington, 9/24/16

QUICK NOTES

- With its season-opening win Kentucky recorded its 600th win in school history in 127 seasons of intercollegiate football.
- The Cats have won nine of their past 12 regular season games dating to last season, including road wins at No. 11 Louisville, Missouri and Southern Miss. The last time UK had a 9-3 record over a span of 12 regular-season games was Nov. 4, 2006 – Oct. 20, 2007.
- UK's win at Southern Miss was its first true road win in a season opener since defeating Louisville in 2010.
- UK ranks second nationally in fumbles recovered with four in the first two games.
- The Cats rank 11th nationally in rushing defense, allowing just 58.5 yards per game.
- Sophomore LB **Jordan Jones** has been a menace to opposing offenses in his career, registering 109 tackles and 15.5 tackles for loss in 2016, the most among returning SEC defenders. He ranked third among all SEC defenders with 8.4 tackles/game. He's currently on the watch lists for the Bednarik Award and the Bronko Nagurski Trophy.
- Junior safety **Mike Edwards** led all SEC defensive backs in tackles in 2016, recording 100 total tackles. He's on the watch list for the Jim Thorpe Award.
- The DE/LB duo of **Josh Allen** and **Denzil Ware** (aka Blitz Bros.) comprises one of the SEC's top pass rushing pairs, having totaled 140 total tackles, 21.5 tackles for loss, 13.5 sacks, eight quarterback hurries and four forced fumbles last season. Ware was named the **SEC Defensive Lineman of the Week** after recording two tackles, a tackle for loss, a sack, a forced fumble and two fumble recoveries, including a scoop and score at Southern Miss.
- Cornerbacks **Derrick Baity Jr.** and **Chris Westry** and safety **Mike Edwards** having combined for 66 career starts. All three players have started the past 16 games since the beginning of 2016 season.
- Senior wideout **Garrett "Juice" Johnson** has caught a pass in 13 consecutive games and ranks eighth on the school's all-time career receiving yards list.
- Sophomore RB **Benny Snell Jr.**'s freshman season was one for the record books, as he etched his name all over the Cats' all-time freshman rushing records. He's currently on the watch lists for the Maxwell Award and the Doak Walker Award.
- Senior QB **Stephen Johnson II** had a terrific 2016 season but his work off the field as a role model for youngsters who suffer from Tourette Syndrome has been just as important. He's currently on the watch list for the Johnny Unitas Golden Arm Award
- Speaking of being a role model, senior LB **Courtney Love** is on the several watch lists (Lott Trophy, Allstate AFCA Good Works Team, Wuerffel Trophy) for his community service efforts with children, especially those affected by incarceration.
- Junior tight end **C.J. Conrad** is considered one of the nation's top returning tight end prospects. He's on the watch list for the John Mackey Award. He has caught five passes for 125 yards and two scores in two games. *(continued on page 3)*

ABOUT THE GAME

TV • SEC NETWORK

Play-by-Play Tom Hart
Analyst Jordan Rodgers
Reporter Cole Cubelic

RADIO • UK SPORTS NETWORK

Play-by-Play Tom Leach
Analyst Jeff Picoro
Sideline Dick Gabriel

SATELLITE RADIO

Channel 191 - XM Channel 138 - Sirius

INTERNET RADIO • www.UKathletics.com

Live Audio - free; Live Stats

TICKETS • UKathletics.com

HASHTAG • #SCARvsUK





UK Media Relations
Susan Lax

WEEKLY MEDIA SCHEDULE - WEEK 3 - SOUTH CAROLINA GAME

859.608.5019
slax0@uky.edu

Monday - 11	Tuesday - 12	Wednesday - 13	Thursday - 14	Friday - 15	Saturday - 16	Sunday - 17
Weekly news conference/luncheon. Lunch 11:15 a.m.; Stoops at Noon	Interview request deadline TBA, offensive players/ coaches	Interview request deadline TBA, defensive players/ coaches	Coach Stoops post practice TBA	No availability	UK at South Carolina Williams-Brice Stadium 7:30 p.m. ET SEC Network	No availability

QUICK FACTS

Location: Lexington, Ky.
Founded: 1865
Enrollment: 30,000
Nickname: Wildcats
Colors: Blue (PMS 286) and White
Conference: Southeastern (Eastern Division)
Stadium: Kroger Field (61,000)
President: Dr. Eli Capilouto
Athletics Director: Mitch Barnhart
Faculty Representative: Joseph L. Fink III

COACHING STAFF

Assistant Coaches:

Steve Clinkscale, defensive backs

Eddie Gran, assistant head coach offense/
running backs

Darin Hinshaw, co-offensive coordinator,
QBs

Dean Hood, special teams coordinator, outside
linebackers

Matt House, defensive coordinator/inside line
backers

Derrick LeBlanc, defensive line

Vince Marrow, tight ends, recruiting coord.

John Schlarman, offensive line

Lamar Thomas, wide receivers

Graduate Assistant Coaches:

Michael Colosimo, offense

Evan McKissack, offense

Chase Heuke, defense

Thomas Wells, defense

Quality Control:

Tommy Mangino, quality control

Louie Matsakis, quality control

Dillon Sanders, quality control

FOOTBALL MEDIA RELATIONS STAFF DIRECTORY

Assistant AD/Media Relations/Stoops Contact

Tony Neely - 859-257-3838
tneely@uky.edu

Associate Media Relations Director/ Football Contact

Susan Lax - 859-608-5019 (cell)
slax0@uky.edu

Assistant Media Relations Director/ Secondary Football Contact

Matt May - 859-806-7463 (cell)
matt.may@uky.edu

Associate Media Relations Director/ Credentials and Press Box Coordinator

Evan Crane - 859-257-8431
wesley.crane@uky.edu

Office Coordinator

Stephanie Guy - 859-257-3838
stephanie.guy@uky.edu

MEDIA INFORMATION

CREDENTIAL REQUESTS

Media credentials for the 2017 University of Kentucky football home schedule should be requested online at www.sportssystem.com/kentucky.

Credentials should be requested by the sports editor/director of the media entity. All of the credential requests from a media outlet should go on one credential form. If you have any questions, please contact Evan Crane at 859-257-3838.

Credentials for away games should be requested through the home team media relations director.

UK WEBSITE -- UKATHLETICS.COM

Visit the official University of Kentucky Athletics web site at UKathletics.com. The official Southeastern Conference web site is secsports.com.

UK MEDIA CONFERENCE

Every Monday - excluding bye weeks - head coach Mark Stoops will host a news conference/luncheon in the Kroger Field Media Room inside Gate 1. Lunch will be served at 11:15 a.m. in the recruiting room by Gate 14 with Coach Stoops talking at Noon in the media room.

UK NEWS CONFERENCE VIDEO

The Mark Stoops news conferences held on Mondays during the season will be available to the media for video download through XOS Video. E-mail Susan Lax for access information.

SEC HEAD COACHES' TELECONFERENCE

The SEC head coaches' teleconference is on Wednesdays from 11 a.m. to 1 p.m. ET. Coach Mark Stoops' time slot is 12:40 p.m. The call-in number is 877-381-5694. A passcode will be issued each week by the SEC office.

INTERVIEWS AT PRACTICE

Interviews will be conducted at the Joe Craft Football Training Center or by telephone at the conclusion of each practice on Tuesdays and Wednesdays.

COLLEGEPRESSBOX.COM

Collegepressbox.com is the official media website for Division I football. Access and download weekly game notes, quotes, statistics, media guides, headshots, logos and more for each conference and its member schools. Login information will be distributed to accredited media or you can apply for a password at collegepressbox.com/password.

FOLLOW KENTUCKY FOOTBALL ON SOCIAL MEDIA



@UKFootball
@UKCoachStoops
@CoachMHouse
@CoachDeanHood
@LamarCoachT

@DLTough
@CoachHinshaw
@vincemarrow
@CoachSchlarman
@CoachGran
@coachclink



Kentucky Football

Kentucky Wildcats



UKFootball



UKStoopsTroops



SEC STANDINGS

EASTERN DIVISION

Team	SEC	Pct.	All	Pct.
South Carolina	1-0	1.000	2-0	1.000
Kentucky	0-0	--	2-0	1.000
Tennessee	0-0	--	2-0	1.000
Georgia	0-0	--	2-0	1.000
Vanderbilt	0-0	--	2-0	1.000
Missouri	0-1	.000	1-1	.500
Florida	0-0	--	0-1	.000

WESTERN DIVISION

Team	SEC	Pct.	All	Pct.
Alabama	0-0	--	2-0	1.000
Mississippi State	0-0	--	2-0	1.000
Ole Miss	0-0	--	2-0	1.000
LSU	0-0	--	2-0	1.000
Arkansas	0-0	--	1-1	.500
Auburn	0-0	--	1-1	.500
Texas A&M	0-0	--	1-1	.500

WEEK THREE SCHEDULE

SEPT. 16

Kentucky at South Carolina
7:30 p.m.; SECN

Louisiana-Lafayette at Texas A&M
Noon; SECN

Tennessee at Florida
3:30 p.m.; CBS

Mercer at Auburn
4 p.m.; SECN

Purdue at Missouri
4 p.m.; SECN

Colorado State at Alabama
7 p.m.; ESPN or ESPN2

LSU at Mississippi State
7 p.m.; ESPN or ESPN2

Samford at Georgia
7:30 p.m.; SECN

Kansas State at Vanderbilt
7:30 p.m.; ESPNU

Ole Miss at California
10:30 p.m.; ESPN

All times ET



- Senior kicker **Austin MacGinnis** is on track to become UK's all-time leading scorer. He's just 33 points behind the leader Lones Seiber. MacGinnis is currently on the watch list for the Lou Groza Award.
- This is the second time in school history that Kentucky won their regular season finale in a true road game then won their regular season opener in a true road game in the following season (1964 and 1965).

SCOUTING SOUTH CAROLINA

- USC is 2-0 this season with wins vs. North Carolina State and at Missouri.
- South Carolina is coming off a 2016 season that saw the Gamecocks go 6-7 overall, including 3-5 in the SEC. The Gamecocks went on to earn a bid in the Birmingham Bowl, where they fell short to the South Florida Bulls, 46-39.
- Head coach Will Muschamp is entering his second season with the Gamecocks. In his first year directing the program, the Gamecocks doubled their win total from the previous season while increasing their SEC wins from one to three.
- Last season under head coach Will Muschamp, the Gamecocks were the only Division I school to have true freshmen lead the team in both passing and rushing. South Carolina has a very young, but impactful, team as seventy-six of the Gamecocks' 113-man Birmingham Bowl roster were either freshmen or sophomores.
- South Carolina averaged 20.8 points per game and allowed opponents an average of 26.5 points per game. South Carolina returns both Jake Bentley and Rico Dowdle who led the team in passing and rushing. After not competing in the first six games, Jake Bentley started in the final seven. He was 125-for-190 for 1,420 yards and nine touchdowns and just four interceptions. Rico Dowdle led the team with 133 carries for 764 yards.
- Defensively, South Carolina returns key players such as senior safety, D.J. Smith, who started every game in 2016. He led the team with 80 tackles, including 62 solo stops, the third highest total of solo tackles in the SEC.
- The Gamecocks are averaging 43.5 yards per kickoff return, with Deebo Samuel already having returned two for touchdowns in as many games.

SERIES RECORD VS. CAROLINA

- Kentucky has won the past three meetings.
- The two teams have been very competitive recently, with the past four meetings being decided by an average of 6.3 points. None of those contests were decided by more than a touchdown.

- The Cats trailed 7-3 at halftime and were tied at 10 entering the fourth quarter last season before Benny Snell Jr.'s touchdown run gave them a late lead and Denzil Ware's sack closed the door on Carolina.
- South Carolina leads the series in Columbia, 8-4-1.

UK-USC CONNECTIONS

- Kentucky has three players from the Palmetto State on its roster: WR Blake Bone (Woodruff), WR Tavin Richardson (Greer) and DT Naquez Pringle (Georgetown).
- South Carolina co-offensive coordinator Kurt Roper was the quarterbacks coach at Kentucky for the 2005 season with head coach Rich Brooks.
- South Carolina tight ends coach Pat Washington spent the 2012 season at Kentucky as the wide receivers and passing game coordinator with head coach Joker Phillips.

GETTING DEFENSIVE

- Kentucky's defense has been terrific in the first two games of 2017, giving the offense an opportunity to find its footing as it replaces some key components from last season.
- The Cats have forced five fumbles and recovered four, which ranks second nationally in fumbles recovered.
- The Cats rank 11th nationally in rushing defense, allowing just 58.5 yards per game.
- Perhaps most promising is the defense has been up to the task despite star linebacker Jordan Jones and safety Mike Edwards not accounting for the majority of tackles.
- One key to the defensive improvement so far this season is improved depth, which has enabled the coaches to play more players than previous seasons. At least 23 defensive players have seen action in each of the first two games.
- UK's "Blitz Bros" - rush ends/LBs Denzil Ware and Josh Allen - have wreaked havoc with their ability to create consistent pressure on opposing quarterbacks, accounting for 4.0 tackles for loss, 3.0 sacks, two forced fumbles, a fumble recovery and a touchdown.
- Through the first two games, Kentucky has its fewest rushing yards allowed (117) since 1987 (55).

FEED THE BEAST

- Kentucky tight end C.J. Conrad has been a major threat in the first two weeks, catching five passes for 125 yards and two scores.
- The junior is averaging 25.0 yards per catch, up from 12.1 he has averaged in his career.
- Conrad is already halfway to his 2016 touchdown total and nearly halfway to his 2016 receiving yardage total.



NATIONAL POLLS (WEEK TWO)

AP TOP 25

1	Alabama(58)	2-0
2	Oklahoma(2)	2-0
3	Clemson(1)	2-0
4	USC	2-0
5	Penn State	2-0
6	Washington	2-0
7	Michigan	2-0
8	Ohio State	1-1
9	Oklahoma State	2-0
10	Wisconsin	2-0
11	Florida State	0-1
12	LSU	2-0
13	Georgia	2-0
14	Louisville	2-0
15	Auburn	1-1
16	Virginia Tech	2-0
17	Miami	1-0
18	Kansas State	2-0
19	Stanford	1-1
20	TCU	2-0
21	Washington State	2-0
22	South Florida	2-0
23	Tennessee	2-0
24	Florida	0-1
25	UCLA	2-0

UK Opponents Receiving Votes: South Carolina 72, Mississippi State 3, Vanderbilt 2

AMWAY COACHES TOP 25

1	Alabama(58)	2-0
2	Clemson(2)	2-0
3	Oklahoma	2-0
4	USC	2-0
5	Penn State	2-0
6	Washington	2-0
7	Michigan	2-0
8	Oklahoma State	2-0
9	Ohio State	1-1
10	Florida State	0-1
11	LSU	2-0
12	Wisconsin	2-0
13	Georgia	2-0
14	Louisville	2-0
15	Miami	1-0
16	Virginia Tech	2-0
17	Auburn	1-1
18	Kansas State	2-0
19	Stanford	1-1
20	TCU	2-0
21	South Florida	2-0
22	Washington State	2-0
23	Tennessee	2-0
24	Utah	2-0
25	Florida	0-1

UK Opponents Receiving Votes: Mississippi State 37, South Carolina 27, Vanderbilt 5

UK Opponents in Bold

KENTUCKY IN THE POLLS

DATE	AP	COACHES	BCS
Preseason	RV	NR	-
Week 1	RV	RV	-
Week 2	NR	RV	-
Week 3			
Week 4			
Week 5			
Week 6			
Week 7			
Week 8			
Week 9			
Week 10			
Week 11			
Week 12			
Week 13			
Week 14			
Week 15			

COMPARISON STATS

KENTUCKY	SOUTH CAROLINA	
2-0	Record	2-0
0-0	Conference Record	1-0
25.5	Scoring/game	33.0
345.0	Total Offense/game	302.5
142.5	Rushing/game	101.5
202.5	Passing/game	201.0
25.2	Kickoff Returns (avg.)	43.5
-1.0	Punt Returns (avg.)	8.7
41.0	Punting (avg)	44.7
30:15	Time of Possession	30:28
.346	Third-Down Conv. (pct)	.481
.000	Fourth-Down Conv. (pct)	.000
16.5	Points Allowed/game	20.5
341.0	Total Defense/game	463.5
58.5	Rushing Defense/game	133.5
282.5	Passing Defense/game	330.0

RECAPPING THE OPENER

- Kentucky went on the road to open its season and returned to Lexington with a 24-17 victory over a game Southern Miss team that had upset the Cats a year before.
- The Wildcats' defense was terrific throughout despite giving up 364 total yards. The unit forced four fumbles and recovered three, including DE/LB Denzil Ware's 20-yard scoop and score in the second half that gave the Cats some breathing room.
- The defense made 8.0 tackles for loss and recorded two sacks, as Ware and fellow DE/LB Josh Allen were relentless in the pass rush.
- UK limited Southern Miss to 55 net rushing yards. It is the fewest since holding Vanderbilt to 54 rushing yards in 2014. It was the fewest rushing yards UK had allowed in a season opener since keeping Louisville to 53 in 2008.
- UK limited Southern Miss to 1.4 yards per rushing attempt, best since Samford averaged -0.1 yards per rush in 2012.
- The Cats' offense didn't fire on all cylinders but it did just enough to remain effective. Quarterback Stephen Johnson found tight end C.J. Conrad on a pair of big passing plays and running back Benny Snell fought his way for 67 difficult yards.
- New punter Matt Pantone had an excellent day, averaging 42.0 yards on nine punts, including five that were downed inside the 20-yard line, two of which were at the 1-yard line.

FRESHMAN CATS DEBUT

- Seven true freshmen saw their first collegiate action against Southern Miss. They were: WR Lynn Bowden Jr., DE Josh Paschal, NG Quinton Bohanna, WR Josh Ali, WR Isaiah Epps, WR Clevon Thomas and DB Cedric Dort. Thomas and Epps made their first collegiate pass receptions.
- Redshirt freshmen debuting were: CB Davonte Robinson, RB A.J. Rose, CB Zy'Aire Hughes, LB Jamar Watson and DT Kordell Looney.

FIELD POSITION KEY IN WIN OVER GOLDEN EAGLES

- Kentucky had a huge advantage in field position in the season opener. With the punting of Matt Pantone, pinpoint kickoff placement by Austin MacGinnis, and tenacious kick coverage, USM's average starting yard line for the game was its own 17-yard line.

WILDCATS COME FROM BEHIND TO DEFEAT EASTERN KENTUCKY

- Trailing 13-3 in the second quarter and 16-10 in the third quarter, Kentucky scored the final 17 points of the game to post a 27-16 win over Eastern Kentucky in the home opener.
- Quarterback Stephen Johnson led the rally, throwing for 224 yards and one touchdown while rushing for 48 yards and a TD. He has accounted for nine wins in the last 13 games, 7-4 as a starter and 2-0 in a relief role. Four of those victories have come when the Wildcats trailed by at least 10 points during the game.
- After gaining just three yards in the first half, Benny Snell rumbled for 100 yards in the second half to finish with 103 – his sixth 100-yard game as a Wildcat. He also scored on a 25-yard run.
- Safety Darius West led the defense with 11 tackles while linebacker Jordan Jones racked up eight tackles, 0.5 tackles for loss, a crucial forced fumble, a pass breakup and a quarterback hurry.





KENTUCKY BY THE NUMBERS

Record	2017	Stoops
SEC	2-0	21-30
West	0-0	8-24
East	0-0	1-7
Non-Conference	0-0	7-17
Home	2-0	13-6
Road	1-0	17-13
Neutral site	1-0	4-15
Night	0-0	0-2
Day	0-0	9-16
TV Games	2-0	12-14
CBS	0-0	19-30
ESPN	0-0	0-2
ESPN2	0-0	0-2
ESPN3	0-0	0-2
ESPN4	0-0	0-1
ESPN5	0-0	0-1
SEC Network	1-0	16-13
Fox Sports South	0-0	1-1
CBS Sports Network	1-0	1-0
UK scores on 1st possession	1-0	9-9
Opp scores on 1st possession	1-0	6-13
UK scores first	2-0	14-10
Opponent scores first	0-0	7-20
UK leads after 1st quarter	0-0	12-3
Opponent leads after 1stQ	1-0	6-20
Teams are tied after 1stQ	1-0	3-7
UK leads at halftime	1-0	14-3
Opponent leads at halftime	1-0	4-26
Teams are tied at halftime	0-0	3-1
UK leads after 3rd quarter	2-0	17-1
Opponent leads after 3rdQ	0-0	2-28
Teams are tied after 3rdQ	0-0	3-1
Game goes to overtime	0-0	1-1
Scoring less than 20 pts	0-0	2-17
Scoring 20+ points	2-0	14-13
Scoring 30+ points	0-0	13-6
Allowing less than 20 pts	2-0	13-2
Allowing 20+ points	0-0	5-22
Allowing 30+ points	0-0	4-21
UK has more total yards	1-0	17-3
Opp. has more total yds	1-0	4-27
UK has more rushing yards	2-0	16-5
Opp. has more rushing yards	0-0	5-25
UK has more passing yards	0-0	15-8
Opp. has more passing yards	2-0	6-20
Rushing for < 100 yds	1-0	2-11
Rushing for over 100 yards	1-0	16-18
Rushing for 200+ yards	1-0	15-5
Passing for 200+ yards	1-0	12-8
Passing for 300+ yards	0-0	5-4
UK has 100-yard rusher	1-0	13-8
Opp. has 100-yard rusher	0-0	7-21
No turnovers	1-0	6-4
One or two turnovers	1-0	13-21
3 or more turnovers	0-0	2-5
No takeaways	0-0	5-4
3 or more takeaways	1-0	6-4
UK has more penalties	0-0	9-11
Opp. has more penalties	1-0	10-16
Teams have equal penalties	1-0	2-3
UK has more TOP	1-0	13-10
Opp. has more TOP	1-0	8-20
UK defense scores	1-0	5-4
Opponent defense scores	0-0	4-5
UK returns KO/Punt for TD	0-0	1-0
Opp. returns KO/Punt for TD	0-0	0-4
Playing on natural grass	0-0	8-20
Playing on artificial surface	2-0	13-10
In blue uniforms	0-0	2-2
In white uniforms	0-0	0-4
In white unis/blue pants	1-0	4-11
In blue unis/white pants	1-0	9-3
In black uniforms	0-0	1-3
In blue uniforms/grey pants	0-0	1-3
In grey uniforms	0-0	2-2
In grey uniforms/blue pants	0-0	2-2

MILESTONES TO WATCH IN 2017

- Junior WR **Garrett Johnson** has 1,614 career receiving yards and is eighth all-time on Kentucky's career receiving list. He needs 47 more receiving yards to tie Randall Cobb for seventh.
- Junior kicker **Austin MacGinnis** ranks second on the career scoring list with 272 points. He needs 34 more to surpass Lones Seiber as Kentucky's all-time leading scorer.

UNRELENTING SCHEDULE

• Southeastern Conference is no place for the faint of heart and Kentucky will once again have to march through an unforgiving schedule as it seeks a second straight bowl season. Only five teams in the country face more than the nine opponents on the Cats' schedule who played in a bowl last season: Notre Dame and Syracuse (11) and Duke, Ole Miss and South Carolina (10). Once again, Kentucky will earn everything it gets. Four opponents (Georgia, Louisville, Florida and Tennessee) currently rank in the top 25 of the national polls. with three others (Mississippi State, South Carolina and Vanderbilt) receiving votes.

A UK WIN WOULD...

- Give the Cats 10 wins in their past 13 regular season games.
- Give Coach Mark Stoops a 4-1 record against South Carolina.
- Be the Cats' fourth true road win in the past two seasons.
- Give UK a 1-0 record in SEC play with four of the remaining seven league games at Kroger Field.
- Be starting QB Stephen Johnson's 10th win since taking over in 2016, eighth as a starter and two in a relief role.

2016 WAS A HISTORICAL SEASON ON THE GROUND

- Kentucky's dominance on the ground last season ranks as one of the best campaign's in program history:

Most Rushing Yards in a Single Season

1. 3,124 (1974)
2. **3,044 (2016)**
3. 2,960 (1976)
4. 2,661 (1975)
5. 2,638 (1979)

Most Rushing TDs in a Single Season

1. 30 (1949)
2. **30 (2016)**
3. 28 (1950)
4. 26 (2010)
5. 26 (2009)

- Kentucky averaged 5.43 yards per rush, which set a new school record for best average yards per carry in a single season by half a yard per carry. The old record in 4.94 in 1974.

UK ADEPT AT HOLDING THIRD-QUARTER LEADS

- Kentucky has won 34 of its past 35 games when staked to a lead at the end of the third quarter, dating back to a 2008 loss vs. South Carolina.
- UK is 17-1 in the Mark Stoops era when holding a third-quarter lead. The only loss was in 2016 vs. Georgia.

BENNY IN THE RECORD BOOKS

- Benny Snell Jr. earned All-SEC Freshman honors last season after rushing a team-high 186 times for 1,091 yards and 13 touchdowns, averaging 5.9 yards per carry.
- The 1,091 rushing yards is a school record for most ever by a freshman in a season for UK. Moe Williams had 928 rushing yards as a freshman in 1993.
 - With 13 rushing touchdowns last season, he broke Randall Cobb (2008)'s record for most rushing TDs by a UK freshman (7) and most total touchdowns (9).
 - Snell had the most rushing touchdowns in a single season (13) since Artose Pinner had 13 in 2002.



TRACKING KENTUCKY'S OPPONENTS

Opponent	UK vs. Opp	Opp. Record	Last Game	Next Game
at Southern Miss	Sept. 2	1-1	W, vs. Southern, 45-0	at Louisiana-Monroe - Sept. 16
vs. Eastern Kentucky	Sept. 9	0-2	L, at Kentucky, 16-27	vs. Tennessee Tech - Sept. 23
at South Carolina	Sept. 16	2-0	W, at Missouri, 31-13	vs. Kentucky - Sept. 16
vs. Florida	Sept. 23	0-1	vs. Northern Colorado, Canceled	vs. Tennessee - Sept. 16
vs. Eastern Michigan	Sept. 30	2-0	W, at Rutgers, 16-13	vs. Ohio - Sept. 23
vs. Missouri	Oct. 7	1-1	L, vs. South Carolina, 13-31	vs. Purdue - Sept. 16
at Miss. State	Oct. 21	2-0	W, at Louisiana Tech, 57-21	vs. LSU - Sept. 16
vs. Tennessee	Oct. 28	2-0	W, vs. Indiana State, 42-7	at Florida - Sept. 16
vs. Ole Miss	Nov. 4	2-0	W, vs. UT Martin, 45-23	at California - Sept. 16
at Vanderbilt	Nov. 11	2-0	W, vs. Alabama A&M, 42-0	vs. Kansas State - Sept. 16
at Georgia	Nov. 18	2-0	W, at Notre Dame, 20-19	vs. Samford - Sept. 16
vs. Louisville	Nov. 25	2-0	W, at North Carolina, 47-35	vs. Clemson - Sept. 16

- With 152 yards against Austin Peay, he eclipsed 100 yards on the ground for the fifth time this season overall, setting the school's freshman record for most 100-yard rushing games in a season.
- Snell is the first UK player with a rushing touchdown in three consecutive games since Derrick Locke in 2010 and first freshman with a rushing touchdown in three consecutive games since Randall Cobb in 2008.
- Snell was the first freshman in school history to have 100 rushing yards and a rushing touchdown in three consecutive games.
- His career-high 192 yards rushing vs. Mizzou set a school record for most rushing yards by a freshman in a single game. The previous high was Derick Logan's 186 yards against Mississippi State on Nov. 9, 1996.
- The 192 rushing yards tie for the ninth most in a single game in school history and the most since Rafael Little rushed for 198 yards vs. Vanderbilt on Nov. 12, 2005.
- His 38 carries vs. Mizzou were the most since Derick Logan had 41 attempts vs. Mississippi State in 1996.
- His five rushing TDs in the first four games of 2016 were the most by a UK player in his first four games of his freshman season in school history.
- Snell had one of the best rushing touchdown-to-carry ratios by any Kentucky player since rushing TDs were tracked at UK beginning in 1949 (min. 100 career carries):

Rushing Attempts-To-Rushing Touchdown Ratio (Since 1949, Min. 100 Career Carries)

10.4:1, Randall Cobb (2008-2010) (228 carries, 22 touchdowns)

12.9:1, Babe Parilli (1949-1951) (103 carries, 8 touchdowns)

13.8:1, Bob Hardy (1953-1955) (262 carries, 19 touchdowns)

14.3:1, Benny Snell Jr. (2016) (186 carries, 13 touchdowns)

14.4:1, Calvin Bird (1958-1960) (202 carries, 14 touchdowns)

Most 100-yard games in a season

1.	8	Artose Pinner	2002
2.	7	Moe Williams	1995
3.	6	Rafael Little	2007
	6	Mark Higgs	1987
	6	George Adams	1984
	6	Sonny Collins	1975
7.	5	Boom Williams	2015
	5	Benny Snell Jr.	2016

Most Rushing Yards by a Freshman

1.	1,057	Benny Snell Jr.	2016
2.	928	Moe Williams	1993

Most Rushing Touchdowns by a Freshman

1.	13	Benny Snell Jr.	2016
2.	7	Randall Cobb	2008

Most Total Touchdowns by a Freshman

1.	13	Benny Snell Jr.	2016
2.	9	Randall Cobb	2008

Most Rushing Yards by a Freshman in a Single Game

1.	192	Benny Snell Jr. vs. Missouri,	2016
2.	186	Derick Logan vs. Miss. State,	1996

JOHNSON & JOHNSON

- Explosive senior wide receiver Garrett "Juice" Johnson found a connection with quarterback Stephen Johnson, hooking up for three touchdowns of 40 yards or more over the final two games of 2016.
- Juice hauled in a 75-yard bomb on the Wildcats' first play from scrimmage in the 41-38 upset victory at Louisville. He later added a 63-yarder that looked nearly identical to the first score, as he got behind the Cardinals' defense.
- The duo connected on a critical 30-yard gain in the Cats' win over Eastern Kentucky on Sept. 9 this season.
- Juice led the 2016 team with 39 catches for 585 yards and a team-high five touchdowns on the season.
- For his career, Juice has five catches of 40-plus yards.

100-YARD RUSHERS

Player	2017	Career	'17 Opponent
Benny Snell Jr.	1	6	E. Kentucky

100-YARD RECEIVERS

Player	2017	Career	'17 Opponent
Garrett Johnson		5	
C.J. Conrad		1	

INTERCEPTIONS

Player	2017	Career
Mike Edwards	1	5
Derrick Baity Jr.		3
Chris Westry		3

TRACKING SACK LEADERS

Player	2017	Career
Josh Allen	2.0	9.5
Denzil Ware	1.0	7.5
Jordan Jones		4.0
Chris Westry		1.5
Courtney Love		1.0
Naquez Pringle		1.0
Kendall Randolph		1.0
Mike Edwards		0.5

DOUBLE-FIGURE TACKLERS

Player	2017	Career
Mike Edwards		4
Jordan Jones		4
Darius West	1	1





STAT LEADERS

PASSING

UK	COMP-ATT-INT-YDS-TD
Stephen Johnson	26-42-0-400-2

RUSHING

UK	ATT-YDS-TD
Benny Snell Jr.	39-170-1
Sihiem King	17-73-0

RECEIVING

UK	REC-YDS-TD
C.J. Conrad	5-125-2
Garrett Johnson	4-64-0
Blake Bone	3-93-0

TACKLES

UK	TACKLES
Darius West	18.0-1.5 TFL-FR
Courtney Love	17.0-1.0 TFL-FR
Josh Allen	12.0-3.0 TFL-2.0 Sack

STAT SUPERLATIVES

Most Games Played: Garrett Johnson (39), Charles Walker (39), Matt Elam (38), Nick Haynes (38), Blake Bone (35), Kyle Meadows (33), Dorian Baker (32)

Most Games Started: Chris Westry (27), Denzil Ware (25), Nick Haynes (25), Kyle Meadows (25), Dorian Baker (24), Garrett Johnson (24), C.J. Conrad (22), Mike Edwards (20), Derrick Baity (19)

Consecutive Games Started: Chris Westry (27), Kyle Meadows (24), Nick Haynes (22), Mike Edwards (20), Derrick Baity (19), Courtney Love (15), Adrian Middleton (14), C.J. Conrad (12)

Consecutive Games with a Tackle (min. 12): Chris Westry (27), Mike Edwards (23), Jordan Jones (16), Josh Allen (15), Courtney Love (15), Naquez Pringle (14)

Consecutive Games with a Reception: Garrett Johnson (13), Dorian Baker (6), C.J. Conrad (6), Benny Snell (4)

WHERE ARE THE COACHES?

SIDELINE

Mark Stoops, Head Coach
Eddie Gran, HC Offense/RBs
Vince Marrow, Tight Ends
John Schlarman, Offensive Line
Lamar Thomas, Wide Receivers
Steve Clinkscale, Defensive Backs
Derrick LeBlanc, Defensive Line
Dean Hood, OLBs, Special Teams

PRESS BOX

Matt House, Defensive Coordinator, ILBs
Darin Hinshaw, Co-OC/Quarterbacks

KENTUCKY OFFENSE

- Twenty letter winners return on offense from the 2016 season, including eight primary starters.
- Kentucky went through a remarkable transformation a year ago under new offensive coordinator Eddie Gran. Leaning more toward the passing game at the beginning of the season, an injury to the starting quarterback and the emergence of an outstanding freshman running back led Gran to remodel the attack.
- The result was 3,044 rushing yards, second-most in school history; 5.4 yards per carry, shattering the school record by a wide margin; and a pair of 1,000-yard rushers, first time in school history that had been accomplished in one season. And, the record-breaking ground game set up an entertaining big-play passing offense that featured 14 completions of 40 or more yards, 10 of which went for touchdowns. Kentucky scored at least 35 points seven times in 2016, the most since the 2007 season (nine).
- With two veteran quarterbacks, a 1,000-yard rusher, two career 1,000-yard receivers and four starters returning in the line, the UK offense should have balanced firepower again in the coming season.

Quarterbacks

2016 Starters Returning/Lost: 1/0

2016 Letterwinners Returning/Lost: 2/0

- After an injury to sophomore quarterback Drew Barker just two games into the season, junior college transfer Stephen Johnson stepped in vs. New Mexico State and provided a veteran and calming presence.
- Johnson went 5-4 as a starter in 2016, completing 145-of-265 passes for 2,037 yards and 13 touchdowns. He also carried the ball 97 times for 327 yards and three scores. The 6-foot-2, 185-pound Californian will forever hold a place in Kentucky fans' hearts in leading UK to a thrilling upset of the 11th-ranked Louisville Cardinals in the regular-season finale (41-38). Also guiding UK to a pair of come-from-behind wins in relief roles, Johnson led the Cats to their best record in seven years and a bowl game for the first time since 2010.
- Pushing Johnson for the starting spot is Barker along with redshirt freshman Gunnar Hoak. The Dublin, Ohio native was a four-star prospect out of Dublin Coffman High School where he threw for 1,798 yards and 14 touchdowns a senior. Freshmen Danny Clark and Walker Wood also have their sights set on competing for the job after enrolling a semester early. Also on the roster is junior walk-on Luke Wright who earned a starting spot in the last year's game vs. Austin Peay

Running Backs

2016 Starters Returning/Lost: 0/1

2016 Letterwinners Returning/Lost: 2/2

- Despite the loss of big-play-maker Stanley "Boom" Williams to the NFL (366 for 2,511 yards and 18 TDs in his career) and senior Jojo Kemp (338 for 1,709 and 19 TDs in his career) to graduation, running backs coach Eddie Gran is able to go four deep.
- Sophomore phenom Benny Snell Jr., burst on the scene three games into last season and never looked back. Although he did not have a carry in the first two games of 2016, Snell went on to break six freshman records on his way to being named a FWAAs, ESPN and 247Sports Freshman All-American and All-SEC selection. He finished with a UK freshman record 1,091 rushing yards on 186 carries with a freshman-record 13 rushing and total touchdowns.
- Don't sleep on junior Sihiem King, who looks to break into the starting rotation in 2017. King had 11 carries for 81 yards last season, seeing most of his time on special teams as UK's kick return specialist. Also looking to make his mark after redshirting last season is freshman Asim "A.J." Rose. Arriving last year at 200 pounds, Rose is now 212 pounds and noticeably bigger and stronger. True freshman running back Bryant Koback enrolled early but was limited in spring practice as he was still rehabbing an injury suffered during his senior season, and some in fall camp due to a hamstring. Koback put up eye-popping numbers prior to his injury, rushing 93 times for 1,096 yards and an impressive 21 total touchdowns (19 rushing and two receiving) in just four games.
- In 2016, the Cats rushed for the second-most yards in school history with 3,044 yards and a school-record 30 rushing touchdowns. UK also averaged 5.4 yards per carry, another school record.



2017 TEAM CAPTAINS

Game captains for the 2017 season will be decided on a week-by-week basis. They are listed below.

Southern Miss	Mike Edwards, Nick Haynes, Stephen Johnson, Courtney Love
Eastern Kentucky	Mike Edwards, Nick Haynes, Stephen Johnson, Courtney Love
South Carolina	TBD
Florida	TBD
Eastern Michigan	TBD
Missouri	TBD
Mississippi State	TBD
Tennessee	TBD
Ole Miss	TBD
Vanderbilt	TBD
Georgia	TBD
Louisville	TBD

Wide Receivers

2016 Starters Returning/Lost: 2/1

2016 Letterwinners Returning/Lost: 6/3

- Second-year wide receivers coach Lamar Thomas will have almost as many receivers in his meeting room this season as he has Skittles in his pockets. With the loss of senior Dorian Baker to an ankle injury during preseason camp, the wealth of talent goes 16 deep.
- Starting WR Garrett "Juice" Johnson leads the receiving corps with 111 catches for 1,614 yards and nine TDs. Letter winners returning are Blake Bone, Charles Moushey, Tavin Richardson and Charles Walker.
- Bone had a career-high 93 yards receiving on three catches vs. ECU, exceeding his season total of 82 yards last season.
- Senior Kayaune Ross is 6-foot-6 and looks to make his mark after catching two passes for 10 yards and a score as a sophomore.
- Kentucky had 15 different players catch passes last season and 11 of them return in 2017, including seven wideouts.
- True freshman and mid-year enrollee, Clevan Thomas Jr., was impressive in spring and fall practice. He arrived on campus in January from Miami's Charles W. Flanagan High School as one of the nation's top 100 wide receivers. Kentucky's depth will increase this fall with addition of four impact freshmen in Josh Ali, Lynn Bowden, Isaiah Epps and Javonte Richardson.

Tight Ends

2016 Starters Returning/Lost: 1/0

2016 Letterwinners Returning/Lost: 3/0

- The tight ends are led by junior C.J. Conrad, who has returned from off-season shoulder surgery to look very impressive. He has caught a touchdown pass in each of UK's first two games this season and has caught a touchdown pass in three of his last five games.
- Conrad is leading the Wildcats in receiving with five receptions for 125 yards this season. He is also averaging 62.5 yards per reception. The valuable run blocker and pass catcher now has totaled 39 receptions for 536 yards and seven TDs in his career.
- Senior Greg Hart, who caught six passes for 32 yards in his first season as a Wildcat after transferring from Nebraska in 2015, will add depth along with sophomore Justin Rigg, who saw action in two games before an injury sidelined him for the regular season.
- Redshirt freshman Jaylin Bannerman switched from linebacker to tight end during the preseason and looks to get in the mix as well.

Offensive Line

2016 Starters Returning/Lost: 4/1

2016 Letterwinners Returning/Lost: 7/3

- Offensive line coach John Schlarman continuously puts together an offensive unit that helps lead the Wildcats to high levels of point production. The offensive line was named a semifinalist in 2016 for the Joe Moore Award which recognizes the nation's Most Outstanding Offensive Line.
- Once again, the offensive line is one of the most experienced positions as it returns 68 career

HONORING THE CATS IN 2017

Quinton Bohanna, Freshman, DL, #95

- Athlon Sports Preseason SEC All-Freshman Third Team

Lynn Bowden, Freshman, WR, #1

- Athlon Sports Preseason SEC All-Freshman First Team (All-Purpose)

C.J. Conrad, Junior, TE, #87

- John Mackey Award Preseason Watch List
- Preseason All-SEC Third Team (Coaches)

Mike Edwards, Junior, S, #7

- Athlon Sports Preseason All-SEC Second Team
- Jim Thorpe Preseason Watch List
- Preseason All-SEC Third Team (Media)
- Preseason All-SEC Third Team (Coaches)

Luke Fortner, R-Freshman, OL, #79

- Athlon Sports Preseason SEC All-Freshman Third Team

Nick Haynes, Senior, OG, #68

- Athlon Sports Preseason All-SEC Third Team

Drake Jackson, R-Freshman, C, #52

- Athlon Sports Preseason SEC All-Freshman Third Team

Stephen Johnson, Senior, QB, #15

- Johnny Unitas Golden Arm Watch List

Jordan Jones, Junior, LB, #34

- Athlon Sports Preseason All-SEC First Team
- Athlon Sports Preseason All-America Third Team
- Preseason All-SEC Third Team (Media)
- Preseason All-SEC Second Team (Coaches)
- Southern Pigskin All-SEC Preseason First Team
- Bednarik Award Watch List
- Bronko Nagurski Trophy Watch List

Courtney Love, Senior, LB, #51

- Lott Trophy Watch List
- Allstate AFCA Good Works Team Watch List
- Wuerffel Trophy Watch List

Austin MacGinnis, Senior, K, #99

- Athlon Sports Preseason All-SEC Fourth Team
- Lou Groza Award Watch List
- Preseason All-SEC Third Team (Coaches)

Cole Mosier, Junior, OT, #74*

- Athlon Sports Preseason All-SEC Fourth Team

Josh Paschal, Freshman, LB, #4

- Athlon Sports Preseason SEC All-Freshman Third Team

A.J. Rose, R-Freshman, RB, #10

- Athlon Sports Preseason SEC All-Freshman Third Team (All-Purpose)

Benny Snell Jr, Sophomore, RB, #26

- Athlon Sports Preseason All-SEC Third Team
- Maxwell Award Watch List
- Doak Walker Award Watch List
- Preseason All-SEC Third Team (Coaches)

Denzil Ware, Junior, LB, #35

- SEC Defensive Lineman of the Week (9/5)
- Athlon Sports Preseason All-SEC Third Team
- Preseason All-SEC Second Team (Media)
- Preseason All-SEC Second Team (Coaches)

*Will miss season due to knee injury



CATS SCRATCHES

JUNIOR • OL • GEORGE ASAFO-ADJEI

- Nickname is "Big George"
- Speaks English and Ghanaian

SENIOR • LB • JOSH ALLEN

- Sister, Myisha Hines-Allen, plays basketball at Louisville

JUNIOR • TE • C.J. CONRAD

- Brother, Austin, is a redshirt freshman defensive end at Ohio
- There will be at least one parent at each of their games this season.

SENIOR • OL • NICK HAYNES

- Has bowled a perfect 300 five times
- Started bowling at the age of eight with his family who all bowl in leagues
- Dad, Stephen, retired as a Master Sergeant after 22 years in the Air Force

SENIOR • QB • STEPHEN JOHNSON

- Suffered from Tourette Syndrome until the age of 13
- Sister, Sydney, is a junior forward/midfielder on the women's soccer team at Southern Cal, which won the 2016 NCAA championship with a 3-1 win over West Virginia

SENIOR • LB • COURTNEY LOVE

- Leads the team in community service hours
- Volunteers as a mentor at Amachi Central Kentucky, a program that pairs caring, positive adults with children and youth in the Bluegrass who have one or both parents in state or federal prison or are affected by incarceration in some way
- His mentee, Antonio "Tony" McKinney Jr., is eight years old

RS FRESHMAN • RB • A.J. ROSE

- Earned an Eagle Scout, the highest achievement or rank attainable in the Boy Scouting program of the Boy Scouts of America
- Only four percent of Boy Scouts are granted this rank after a lengthy review process

SOPHOMORE • RB • BENNY SNELL JR.

- Snell family has a legacy of running backs
- His dad, Ben Snell Sr., starred as a running back at Ohio Northern and was drafted by the Baltimore Ravens then played in NFL Europe and the XFL
- His great uncle, Matt Snell, was a running back for the New York Jets from 1964-72
- Matt Snell rushed for 121 yards and a touchdown in the Jets' stunning 16-7 upset of the Baltimore Colts in Super Bowl III

starts, including 47 from 2016.

- Perhaps the biggest task for Coach Schlarman will be replacing four-year starting center Jon Toth. The All-SEC center started in a nation-high 48 consecutive games. Junior Jervontius "Bunchy" Stallings earned a starting spot at right guard in eight games last season but spent most of his time at center during the spring. Redshirt freshman Drake Jackson out of Woodford County High School has also been waiting his turn to replace Toth.
- Another big loss on the O-Line was senior left tackle Cole Mosier who tore the ACL in his right knee during a preseason scrimmage. Mosier played in 32 games with 13 starts at left tackle.
- Senior Kyle Meadows now has 23 consecutive starts at right tackle, while sophomore Landon Young is a gifted talent who returns after starting at left tackle in three of 12 games played as a true freshman. Junior David Baumer also looks for playing time at that left tackle spot.
- Junior George Asafo-Adjei can play guard or tackle and gives UK a talented option in the line.
- Senior Nick Haynes started at left guard last season but could move over to right guard if Stallings plays at center. Sophomore Logan Stenberg saw his role increase as the backup for Haynes at left guard as the season went along. The true freshman made quite the impression as he was named to the All-SEC Freshman team along with running back Benny Snell Jr. Stenberg started at left guard in the opener at Southern Miss.
- Redshirt freshman Luke Fortner looks to provide depth in the rotation as does sophomore Mason Wolfe and junior Tate Leavitt, who redshirted last year after transferring from Hutchinson Community College. True freshmen Sebastien Dolcine, Austin Dotson and Nassir Watkins add promising depth.

KENTUCKY SPECIAL TEAMS

- New special teams coordinator Dean Hood brings a wealth of knowledge to the program as he enters his 30th year of college coaching.
- The knowledge was evident in the season opener at Southern Miss as UK had several excellent facets in special teams.
 - Matt Panton averaged 42 yards per punt, including five inside the 20-yard line, two of which were downed at the one-yard line.
 - Austin MacGinnis' placement of kickoffs, and the subsequent coverage, was outstanding.
 - Between the kicking and tenacious kick coverage, USM's average starting yard line for the game was its own 17-yard line.
 - MacGinnis made his only field goal attempt and all three extra points.
 - Siihiem King's 46-yard kickoff return (also drawing a desperation 15-yard facemask penalty) set up a touchdown drive that only needed to go 37 yards.
- Senior kicker Austin MacGinnis is on pace to become UK's leading scorer. He has already recorded 272 points, which ranks him second on UK's career scoring list, just 33 points behind all-time leader Lones Seiber.
- Junior Miles Butler can also step in at placekicker. He hit 4 of 4 field goals in 2015 with a long kick of 46 yards and was 11 of 12 in PATs.
- Sophomore Grant McKinnis, who was a candidate for the Ray Guy Award as a freshman, averaged 39.2 per punt with 10 downed inside the opponent's 20-yard line. He boomed a career-long 61-yard punt against Alabama.
- Punter Matt Panton, a graduate transfer from Columbia University, started in the opener. He ranked No. 42 nationally in punting (40.5 average) last season, and finished with 29 punts inside the 20-yard line, four touchbacks, 13 fair catches and three punts of 50 yards or longer.
- Junior Tristan Yeomans returns to handle the long snapping for punts, while sophomore Blake Best is the snapper for field goals and PATs.
- The kick returns are in the capable hands of senior Charles Walker for punts and junior Siihiem King for kickoffs. Walker returned 15 punts in 2016 for 117 yards, good for a 7.8 average which ranked seventh in the SEC. King is UK's leading kick returner after averaging 21.3 yards on 10 kickoff returns last year. Also look for freshman athlete Lynn Bowden to bring excitement to special teams.

MacGINNIS No. 2 Scorer in UK History

- Kicker Austin MacGinnis enters his senior season as the No. 2 scorer in Kentucky history. He currently has 272 career points and needs just 33 more to tie Lones Seiber (305 from 2006-09) at No. 1. The 257 points are the most points ever for a Wildcat prior to his senior season.
- MacGinnis has made 53 of 67 field goals in his career, 79.1 percent. He entered 2017 with a streak of seven straight made field goals and extended it to nine before his first miss of the



season vs. Eastern Kentucky. He already owns the school record with 11 straight.

MacGINNIS PLAYS THE ROLE OF HERO. TWICE.

- Senior kicker Austin MacGinnis' had two game-winning field goals in 2016, making him just the second player in school-history to have two career game-winning kicks in the final minute of regulation. Doug Pelfrey also has two (1990 vs. Georgia, 32 yards, and 1991 vs. Cincinnati, 53 yards).
- MacGinnis' game-winning 51-yard field goal vs. Mississippi State was his longest of the season. He was named one of three Lou Groza Award "Stars of the Week" for his performance. The game-winning field goal on the final play of the game was Kentucky's first since Oct. 17, 1998 when Seth Hanson drilled a 33-yarder to defeat LSU in Baton Rouge.
- The Wedowee, Ala. native drilled a 47-yarder with 12 seconds left to defeat Louisville in the regular season finale.
- MacGinnis is now 4-of-7 on field goals of more than 50 yards in his career. He is the second player in school history to have at least four field goals of 51 yards.
- The 51-yard field goal was the longest made field goal by a UK kicker in an SEC home game since Ryan Tydlacka made a 51-yard field goal against South Carolina on Oct. 11, 2008.
- MacGinnis' 14 points against Mississippi State are the most scored by a kicker in an SEC game since Oct. 31, 1992 (Doug Pelfrey).
- He is among the top-two scorers in Kentucky history. He has already recorded 257 points which leaves him 49 points shy of surpassing Lones Seiber (2006-09) as the school's all-time leading scorer.
- MacGinnis has made 53 of 67 field goals in his career, 79.1 percent. He set six school records as a freshman in 2014, earning first-team Freshman All-America and first-team All-SEC honors.
- MacGinnis is the sixth player in school history to reach 200 career points (Lones Seiber, Joey Worley, Seth Hanson, Taylor Begley, Randall Cobb), the third player to do so prior to their senior season (Randall Cobb and Lones Seiber). He also tied Randall Cobb for the quickest player to reach 200 career points in school history (29 games played).
- He is once again on the watch list for the Lou Groza Award.

KENTUCKY DEFENSE

- For the first time in the Mark Stoops era there is a new defensive coordinator taking the reins of the defense. Matt House, who spent the 2016 season as the special teams coordinator and inside linebackers coach, was named D.J. Eliot's successor in January after Eliot left for the same position at Colorado.
- House welcomes back 21 returning letter winners, including nine starters.
- UK started 13 different players on defense last season and seven (DE Denzil Ware, DE Courtney Miggins, WLB Jordan Jones, SS Mike Edwards, CB Derrick Baity and CB Chris Westry) started in all 13 games.
- Of a possible 143 total starts (13 games, 11 starters), 116 total starts return on defense in 2017.
- UK opponents averaged 44.5 points in the first three games in 2016, but in the last nine regular season games, which included top-ranked Alabama, UK's defense held the opponent to 27.0 ppg.
- The only position where a starter from 2016 does not return is at strong side defensive end and nickel back. UK will look to replace graduating seniors Courtney Miggins (28 tackles, 4.0 TFL), Marcus McWilson (69 tackles, 1 INT) and Blake McClain (62 tackles, 3 INT).

CATS IN THE PROS



CATS IN THE NFL

A total of 10 former Kentucky Wildcats are currently on National Football League rosters, with four additional players in the CFL. Here is the list, along with their years at UK:

Arizona Cardinals

#98 Corey Peters, DT (2006-09)

Baltimore Ravens

#90 Za'Darius Smith, OLB (2013-14)

Chicago Bears

#59 Danny Trevathan, LB (2008-11)

Green Bay Packers

#18 Randall Cobb, WR (2008-10)

Los Angeles Rams

#45 Josh Forrest, LB (2012-15)

New Orleans Saints

#75 Larry Warford, G (2009-12)

Pittsburgh Steelers

#48 Bud Dupree, OLB (2011-14)
#41 Farrington Huguenin, DL (2012-15)

Tennessee Titans

#54 Avery Williamson (2010-13)
#59 Wesley Woodyard (2004-07)

CATS IN THE CFL

Cory "C.J." Johnson, DT (2014-15)

Winnipeg Blue Bombers

Micah Johnson, LB (2006-09)

Calgary Stampeders



Linebackers

2016 Starters Returning/Lost: 3/0

2016 Letterwinners Returning/Lost: 6/1

- The linebacking unit runs 14 deep and has a wealth of elite talent and it all begins with All-SEC weakside linebacker Jordan Jones. The junior is the SEC's returning leader in tackles (109) and tackles for loss (15.5). He averaged a team-high 8.4 tackles per game and was a menace to opposing quarterbacks with four sacks and nine QB hurries.
- At middle linebacker, senior Courtney Love was third on the team with 76 tackles through 13 games last season and was a proven leader on and off the field. He's currently second on the team in tackles with 17 in the first two games.
- Strongside linebacker Josh Allen was also a force on the outside as a sophomore last season, totaling 62 tackles with a team-high 8.5 sacks and four forced fumbles, which ranked tied for 14th nationally. He picked up where he left off last season, finishing with five tackles, three of which were for loss (-12 yards), including a seven-yard QB sack at Southern Miss. He also caused a fumble and had a quarterback hurry.
- Also looking to continue contributing quality minutes are junior Jordan Bonner and sophomores Eli Brown and Kash Daniel.
- Jamar "Boogie" Watson is ready for action after redshirting the 2016 season. He has the size and speed to be a versatile weapon against SEC offenses. Mid-year enrollee Jamin Davis is also ready to prove why he was considered one of the top 50 outside linebackers in the country out of high school.

Defensive Line

2016 Starters Returning/Lost: 3/1

2016 Letterwinners Returning/Lost: 8/2

- First-year defensive line coach Derrick LeBlanc replaced Jimmy Brumbaugh in February after being named the co-defensive coordinator at Maryland. LeBlanc, a former defensive lineman at Northwestern State, is known for his toughness. His line features eight returning letter winners, including starting at the weakside defensive end position Denzil Ware, who was second on the team in tackles for loss and sacks last season (70 tackles, 12.0 TFL, 5.5 sacks, 5 QBH). The line also returns defensive tackle Adrian Middleton (35 tackles, 5.5 TFL) and nose guard Naquez Pringle (39 tackles, 2.0 TFL, 1.0 sacks).
- Late in the third quarter vs. Southern Miss, safety Darius West made a jolting tackle that caused a fumble, which Ware scooped and scored from 20 yards out. It marked Ware's first collegiate touchdown but his second collegiate score. He also had a fumble return for a 2-point defensive PAT at South Carolina in 2015.
- Ware also recovered a fumble in the first quarter that set up UK's first touchdown and caused a fumble at Southern Miss. He finished with three tackles, featuring 1.5 for loss (-11 yards) and a 10-yard quarterback sack.
- Reserve nose guards Matt Elam and Jacob Hyde add depth and can be counted on to eat up double teams, while junior defensive end Kengera Daniel and sophomore defensive end T.J. Carter are sure to also be a productive part of the defense in 2017.
- Sophomore Tymere Dubose got his first game action last season and is another option at tackle. Two redshirt freshmen looking to earn a spot in the rotation are Ja'Quize Cross of New Market, Alabama and Kordell Looney of Springfield, Ohio.



COBB TO BE INDUCTED INTO UK ATHLETICS HOF

The University of Kentucky Athletics Hall of Fame Class of 2017 was announced, with Randall Cobb (football), Collin Cowgill (baseball), Ralph Hacker (broadcaster), Sherry Hoover Bordner (cross country/indoor track/outdoor track), Sarah Rumely (volleyball) and John Wall (men's basketball) set to be inducted during Hall of Fame Weekend, Sept. 22-23, in conjunction with the football home game vs. Florida.

RANDALL COBB, Football (2008-10)


Arguably the most versatile, dynamic playmaker in UK football history as a wide receiver, quarterback, punt returner and kickoff returner ... First-team All-America as a junior ... Two-year first-team All-SEC ... Set SEC single-season record for all-purpose yardage (2,396 yards in 2010) ... Set UK career record for touchdowns (37), although he played only three seasons ... Clutch player who scored five game-winning fourth-quarter touchdowns in his career, vs. Arkansas, Louisville and South Carolina at home, also at Auburn and Georgia ... Left UK after his junior season and was a second-round draft pick by the Green Bay Packers ... Has been a star wide receiver during his six-year career with the Packers, making the 2011 NFL All-Rookie Team and being selected to the Pro Bowl following the 2014 season ... Returned to UK and finished his degree.

Secondary

2016 Starters Returning/Lost: 3/1

2016 Letterwinners Returning/Lost: 7/3

- Coach Steve Clinkscale enters his second season as the secondary coach.
- Kentucky ranked fifth in the SEC in pass defense for the second straight season, allowing just 206.1 yards per game in the air. Four of his returning letter winners were a big reason for that success, including two returning starters in junior cornerbacks Derrick Baity and Chris Westry. Baity had 42 tackles, three interceptions and seven pass breakups in 2016, while Westry had 43 tackles, one interception and three PBUs. Also seeing time at cornerback and impressing the coaches with his athleticism was freshman Jordan Griffin.
- Two newcomers with size and speed who look to challenge for playing time are redshirt freshman safety Davonte Robinson, a local standout from Henry Clay High School, and junior college transfer cornerback Lonnie Johnson Jr.
- Junior safety Mike Edwards emerged as one of the league's top defensive backs last season, proving strong in run support while being an adept pass defender. He totaled 100 tackles, 5.5 TFL, three interceptions and eight pass breakups, earning second-team All-SEC honors. He already has one interception this season (vs. EKU).
- Junior Darius West has returned in full form after suffering a season-ending knee injury during fall camp last season. In addition to causing



Oct. 22, 2016
vs. Mississippi State



Nov. 26, 2016
at Louisville

GAME-WINNING FIELD GOALS IN UK HISTORY

Below is a list of Kentucky's game-winning field goals in the final minute of regulation or overtime:

Name	Date	Opponent	Distance of FG	Time	Final Score
Austin MacGinnis	Nov. 26, 2016	at Louisville	47	:12	41-38
Austin MacGinnis	Oct. 22, 2016	Mississippi State	51	:00	40-38
Seth Hanson	Oct. 17, 1998	at LSU	33	:00	39-36
Brian Johnson	Sept. 21, 1996	Indiana	36	:14	3-0
Nicky Nickels	Nov. 13, 1993	East Carolina	29	:28	6-3
Doug Pelfrey	Nov. 2, 1991	Cincinnati	53	:00	20-17
Doug Pelfrey	Oct. 27, 1990	Georgia	32	:07	26-24
Clarkie Mayfield	Nov. 24, 1962	at Tennessee	19	:16	12-10
Delmar Hughes	Oct. 22, 1955	Florida	20	:34 seconds left	10-7

a fumble at Southern Miss, he made six tackles, including one for loss. West currently leads the team in tackles with 18.

- Showing big-play potential last season at nickelback was Kendall Randolph (15 tackles, 1.0 sacks). He enters his senior campaign looking to replace the experience and leadership of senior Blake McClain (180 career tackles, 4.5 TFL, 3.0 sacks, 22 PBU, 3 QBH, 2 FF).

2017 SEASON NOTES

SCHEDULE NOTES

- The 2017 Kentucky football schedule will feature seven home games and five road tilts.
- Kentucky will once again face a challenging schedule as it includes home conference games with Florida, Missouri, Tennessee and Ole Miss. UK will travel to South Carolina, Mississippi State, Vanderbilt and Georgia in league play.
- UK opens the SEC slate on the road at South Carolina on Sept. 16.
- Mixed in the conference schedule is first-time opponent Eastern Michigan at home on Sept. 30. That day, UK Athletics will host high school bands from across the state of Kentucky as part of Band Day.
- After Eastern Michigan, the Wildcats will face seven-straight SEC foes, hosting Missouri (Oct. 7) for Homecoming, along with the annual Ag Roundup and Family Weekend celebrations. The Cats will travel to Starkville, Miss., to face the Bulldogs on Oct. 21 and return home on

Oct. 28 vs. Tennessee to recognize former head coach Rich Brooks and his three bowl championship teams (2006, 2007 and 2008).

- When the Wildcats play host to Ole Miss on Nov. 4, UK Athletics will pay special tribute to veterans with its first annual Salute to Veterans. Additionally, it will be Youth Football Day at Kroger Field.
- Back-to-back road games at Vanderbilt (Nov. 11) and Georgia (Nov. 18) will conclude regular-season SEC play before Louisville visits Kroger Field on Nov. 25 for Senior Day.
- The 2017 season will culminate with the first SEC Championship Game to be played in the new Mercedes Benz Stadium in Atlanta on Saturday, Dec. 2. It will be the 26th edition of the game and the 24th in the city of Atlanta.

THREE WILDCATS DO SERVICE WORK IN DOMINICAN REPUBLIC

- In May of 2017, three Wildcats, outside linebackers Jordan Bonner and Denzil Ware and tight end C.J. Conrad, were chosen by the athletic department to participate in a service/educational trip to the Dominican Republic. During the week-long trip, they interacted with residents of impoverished communities, visited an orphanage, constructed park benches in a sugar cane village, distributed food to the hungry and visited a nursing home and a daycare for special needs children.



- UK has taken football student-athletes to Ethiopia on a service trip since 2011. Due to the state department’s travel ban to Ethiopia, the Cats visited the DR in 2017.
 - 2011: Stuart Hines, Danny Trevathan
 - 2012: Mikie Benton, Matt Smith, Larry Warford
 - 2013: Kevin Mitchell, Jonathan George, Avery Williamson
 - 2014: Alvin “Bud” Dupree, Landon Foster, Braylon Heard
 - 2015: Austin MacGinnis, Marcus McWilson, Alex Montgomery
 - 2016: Greg Hart, DeNiro Laster, Courtney Love
 - *2017: Jordan Bonner, C.J. Conrad, Denzil Ware (Dominican Republic)

COACHING CHANGES

- Dean Hood was named special teams coordinator/outside linebackers coach to replace Matt House who was named defensive coordinator/inside linebackers coach. Hood spent the 2016 season as the assistant head coach/special teams coordinator/tight ends at Charlotte. House, who was UK’s special teams coordinator in 2016, replaced D.J. Eliot who left UK for a similar position at Colorado.
- UK defensive line coach, Jimmy Brumbaugh, was hired to be the co-defensive coordinator at Maryland in February. Former North Texas defensive line coach, Derrick LeBlanc, was hired to replace Brumbaugh.

MID-YEAR ENROLLEES

- Kentucky welcomed seven mid-year enrollees to the program in January. One is a junior college transfer and six are true freshmen.

Danny Clark, Quarterback

6-2, 230, Fr.-HS
Columbus, Ohio (Archbishop Hoban)

Jamin Davis, Linebacker

6-4, 212, Fr.-HS
Ludowici, Ga. (Long County)

Cedric Dort Jr., Defensive Back

5-11, 170, Fr.-HS
Palm Beach Gardens, Fla. (Dwyer)

Lonnie Johnson Jr., Defensive Back

6-3, 203, Jr.-JC
Gary, Ind. (Garden City CC/Gary West Side)

Bryant Koback, Running Back

6-0, 193, Fr.-HS
Thornville, Ohio
Holland, Ohio (Springfield)

Clevan Thomas Jr., Wide Receiver

5-11, 205, Fr.-HS
Miami, Fla. (Charles W. Flanagan)

Walker Wood, Quarterback

6-0, 181, Fr.-HS
Lexington, Ky. (Lafayette)

- In 2016, UK added seven mid-year enrollees, including high school graduates Kash Daniel, Gunnar Hoak, Dakota Holtzclaw and Drake Jackson and three junior college transfers in Tate Leavitt, Naquez Pringle and Stephen Johnson.
- Daniel, Pringle and Johnson were the only players who didn’t redshirt. Daniel recorded 19 tackles, mostly on special teams, while Pringle started in five of 12 games as nose guard and totaled 39 tackles, including 2.0 TFL. Johnson became UK’s primary starter three games into the season after an injury to Drew Barker. He finished completed 145 of 265 passes for 2,037 yards and 13 TDs.

CWS RENAMED TO KROGER FIELD

- In May of 2017, UK, JMI Sports and Kroger announced a comprehensive and unprecedented partnership that expands Kroger’s commitment to UK Athletics and the University of Kentucky, including the renaming of UK’s football stadium from Commonwealth Stadium to Kroger Field.
- In order to avoid any confusion and in consultation with the Newton family, the football playing field will be renamed to C.M. Newton Grounds at Kroger Field. The playing field was named C.M. Newton Field in honor of the former UK athletics director in 2000.
- Through this partnership, Kroger also becomes the Official Fuel Partner of the University of Kentucky and the Official Grocery Partner of Move-In at UK while also providing additional engagement opportunities with UK students in discussion now. Per the agreement, Kroger is also the Official Nutrition and Pharmacy Partner of UK Athletics.

ACADEMIC SUCCESS

- Kentucky currently has nine players on its roster who have already earned their undergraduate degrees and will be playing football this fall while pursuing graduate school or a second diploma.
 - Drew Barker** - Graduated in May of 2017 with a degree in integrated strategic communication and is currently working on a master’s degree in public financial management at the Martin School of Public Administration
 - Dylan Greenberg** - Earned a finance degree in December of 2016 and is currently working on a master’s degree in business administration at UK’s Gatton College of Business and Economics
 - Greg Hart** - Graduated in May of 2017 with a degree in marketing and is currently working on a second degree in communications
 - Nick Haynes** - Graduated in May of 2017 with a degree in economics and management and is currently working on a second degree in kinesiology
 - Jacob Hyde** - Graduated in May of 2017 with a degree in social work and is currently working on a master’s degree in social work
 - Tate Leavitt** - Graduated in August of 2017 with a degree in community and leadership development and is currently working on a second degree in special education with an emphasis in moderate/severe disabilities
 - Courtney Love** – Graduated in May of 2017 with a degree in community and leadership development and is currently working on a second degree in communications



Austin MacGinnis - Graduated in May of 2017 with a degree in finance and is currently working on a master's degree in business administration at UK's Gatton College of Business and Economics

Matt Pantan - Graduated in May of 2017 from Columbia with a degree in psychology and is currently working on a master's degree in business administration at UK's Gatton College of Business and Economics

- Last year, UK had 31 players on the 2016 SEC Fall Academic Honor Roll and eight (**Jordan Bonner, Luke Fortner, Jordan Griffin, Grant McKinniss, Justin Rigg, Kayaune Ross, Jamar Watson and Landon Young**) were named to the SEC First-Year Academic Honor Roll.
- Nine Wildcats (**David Baumer, Garrett Johnson, Stephen Johnson, Will Mahone, Kyle Meadows, Cole Mosier, Charles Moushey, Naquez Pringle and Charles Walker**) are all expected to graduate in December with their undergraduate degrees.
- Another eight players are on track to graduate in May: **Logan Blue, Blake Bone, David Bouvier, Matt Elam, Jacob Hyde (master's in social work), Adrian Middleton, Kendall Randolph and Kayaune Ross.**
- Several key UK players have strong cumulative GPAs over their academic careers, including Miles Butler (4.0), Charles Walker (3.786), Luke Fortner (3.725), Austin MacGinnis (graduated with a 3.672; 3.667 in grad school), and Jacob Hyde (graduated with a 3.085; 4.0 in grad school).



STATUE HONORING SEC TRAILBLAZERS UNVEILED

The statue honoring the four UK players who broke the color barrier in Southeastern Conference football – Nate Northington, Greg Page, Wilbur Hackett and Houston Hogg – was unveiled at an event at the site of the statue on Sept. 2, 2016.

The statue commemorates the playing careers and lives of the first four African-American football players in SEC history. It is located on a pedestal in the plaza between the Joe Craft Football Training Facility and Kroger Field, positioned to remind fans, coaches and players of the incredible contributions made by Northington, Page, Hackett and Hogg to the University of Kentucky, the SEC and college football on a national level.

Cast in bronze, the statue features the four pioneers in uniform standing side by side. It was designed and sculpted by J. Brett Grill over the course of a year and after interviews with the three living trailblazers; Page's brother, Melvin; and teammates of the four. The statue is to scale, with the tallest figure standing approximately seven-and-a-half feet tall. It is 11 feet wide at its base and four feet in depth, weighing around 3,500 pounds.

Last year was the 50th anniversary of Northington and Page's arrival on the UK campus in 1966. Hackett and Hogg would join them a year later. This year marks the 50th anniversary of Northington integrating the SEC. He made his varsity debut on Sept. 23, 1967 against Indiana

before breaking the SEC's color barrier a week later when UK hosted Ole Miss on Sept. 30, 1967. Tragically, Page – Northington's close friend – passed away just a day prior on Sept. 29 after suffering a neck injury in a practice accident. Hackett and Hogg would carry on Northington and Page's legacy, with Hackett becoming the SEC's first African-American team captain in any sport in 1969.

KENTUCKY'S YOUNGSTOWN BOYS

As a neighbor of Pittsburgh, a.k.a. Steel City USA, Youngstown, Ohio has a reputation as a blue collar community defined by hard work and relationships forged over generations that are stronger than steel. Kentucky's football program is, in many ways, defined by that bond as it creates a southern alumni club from Youngstown, the hometown of head coach Mark Stoops and several other key members of the program. Below is a list of staffers and players from Youngstown, Ohio:

- Mark Stoops - Head Coach (Cardinal Mooney)
- Vince Marrow - Recruiting Coord./Tight Ends (Cardinal Mooney)
- Steve Clinkscale - Defensive Backs (Chaney)
- Frank Buffano - Director of Operations (Cardinal Mooney)
- Lynn Bowden Jr. - Wide Receiver (Warren Harding)
- Jordan Jones - Linebacker (Cardinal Mooney)
- Tymere Dubose - Defensive Tackle (Youngstown Christian)
- Courtney Love - Linebacker (Cardinal Mooney)

DID YOU KNOW?

- This is the 127th season of intercollegiate football for the UK football program.
- Kentucky is in its fifth season under head coach **Mark Stoops**, who has energized the UK fan base with record-setting recruiting classes, facility upgrades and an influx in talent.
- A picture of longevity, UK Equipment Manager **Tom Kalinowski** is in his 40th season in that role.
- The Kentucky cheerleaders have won an unprecedented 22 national cheerleading championships, including 18 of the last 22, at the annual Universal Cheerleaders Association championships.
- Kentucky is one of only 10 schools that have won an NCAA men's basketball championship while also having a claim on a national championship in football.
- UK is one of only seven universities in the U.S. that have programs in agriculture, engineering, law, medicine and pharmacy on a single campus.
- The 2017 football roster is comprised of 18 different states and Australia. UK has 34 players from Ohio, 25 from Kentucky, 14 from Florida and nine from Georgia.



ELEVEN FIRST ROUND DRAFT PICKS



COACHED BY MARK STOOPS SINCE 2001



WHO WANTS TO BE NEXT?



PHILLIP BUCHANON
2002
17TH OVERALL



ED REED
2002
24TH OVERALL



MIKE RUMPH
2002
27TH OVERALL



SEAN TAYLOR
2004
5TH OVERALL



ANTREL ROLLE
2005
8TH OVERALL



KELLY JENNINGS
2006
31ST OVERALL



BRANDON MERIWEATHER
2007
24TH OVERALL



ANTOINE CASON
2008
27TH OVERALL



BJOERN WERNER
2013
24TH OVERALL



XAVIER RHODES
2013
25TH OVERALL



BUD DUPREE
2015
22ND OVERALL

THE MARK STOOPS COACHING FILE

Year	School	Position	W-L	Bowl
1990	Iowa	Graduate Assistant	8-4	Rose
1991	Iowa	Graduate Assistant	10-1-1	Holiday
1992-95	Nordonia HS	Defensive Backs		
1996	South Florida	Defensive Backs	0-0	
1997	Wyoming	Defensive Backs	7-6	
1998	Wyoming	Defensive Backs	8-3	
1999	Wyoming	Defensive Backs	7-4	
2000	Houston	Co-Defensive Coord., Safeties	3-8	
2001	Miami (Fla.)	Defensive Backs	12-0	Rose
2002	Miami (Fla.)	Defensive Backs	12-1	Fiesta
2003	Miami (Fla.)	Defensive Backs	11-2	Orange
2004	Arizona	Defensive Coordinator, DBs	3-8	
2005	Arizona	Defensive Coordinator, DBs	3-8	
2006	Arizona	Defensive Coordinator, DBs	6-6	
2007	Arizona	Defensive Coordinator, DBs	5-7	
2008	Arizona	Defensive Coordinator, DBs	8-5	Las Vegas
2009	Arizona	Defensive Coordinator, DBs	8-5	Holiday
2010	Florida State	Defensive Coordinator, DBs	10-4	Chick-fil-A
2011	Florida State	Defensive Coordinator, DBs	9-4	Champs Sports
2012	Florida State	Defensive Coordinator, DBs	12-2	Orange
2013	Kentucky	Head Coach	2-10	
2014	Kentucky	Head Coach	5-7	
2015	Kentucky	Head Coach	5-7	
2016	Kentucky	Head Coach	7-6	TaxSlayer

STOOPS' IMPROVEMENTS AS DEFENSIVE COORDINATOR

* indicates the season before Stoops arrived

ARIZONA - NATIONAL RANKINGS

	Total Defense	Scoring Defense	Rush Defense	Pass Defense	Pass Efficiency Def.
2003*	109	107	84	112	112
2004	61	55	30	101	83
2005	86	64	93	72	66
2006	49	35	42	69	62
2007	53	59	47	71	33
2008	24	33	39	23	14
2009	25	53	29	33	37

FLORIDA STATE - NATIONAL RANKINGS

	Total Defense	Scoring Defense	Rush Defense	Pass Defense	Pass Efficiency Def.
2009*	108	94	108	77	110
2010	42	20	29	71	37
2011	4	4	2	20	25
2012	2	7	4	6	4



HEAD COACH MARK STOOPS | FIFTH SEASON

- * Named the 37th head coach of the Kentucky football program on Nov. 27, 2012
- Accomplished major defensive turnarounds at Arizona and Florida State.
- * First task as UK coach was to put together a bright and energetic coaching staff. Stoops hired defensive coordinator D.J. Eliot, who has been with the Wildcats in each of the first three seasons of the Stoops era. Recently, Stoops added veteran co-offensive coordinators Eddie Gran and Darin Hinshaw.
- * During Stoops' three seasons at FSU, the Seminoles went 10-4, 9-4 and 12-2, including wins over South Carolina in the 2010 Chick-fil-A Bowl, Notre Dame in the 2011 Champs

Sports Bowl and Northern Illinois in the 2013 Orange Bowl.

- * Developed many players to NFL careers, including Alvin "Bud" Dupree, Za'Darius Smith, Antoine Cason, Michael Johnson, Philip Buchanon, Kelly Jennings, Brandon Meriweather, Ed Reed, Antrel Rolle, Mike Rumph, Sean Taylor and Brian Lee.

PERSONAL

Born: July 9, 1967
 Hometown: Youngstown, Ohio
 Alma Mater: Iowa, 1989
 Family: Wife, Chantel; Sons, Will and Zack.

STOOPS AND CO. MAKING A HIT IN RECRUITING

In just five seasons at the helm of the Kentucky football program, head coach Mark Stoops and his staff have been making noise on the recruiting trail. Kentucky's five classes under Stoops have ranked in the top 50 by all four major recruiting services. Below is a look at UK's recruiting success under Stoops and Co.

Outlet	2013	2014	2015	2016	2017
Rivals	#29	#17	#35	#29	#26
ESPN	#36	#20	#43	#34	#30
247Sports	#41	#23	#38	#34	#29
Scout.com	#38	#21	#45	#39	#35


STOOPS VS. ALL OPPONENTS

Opponent	Record
Alabama	0-2
Alabama State	1-0
Auburn	0-1
Austin Peay	1-0
Charlotte	1-0
Eastern Kentucky	2-0
Florida	0-4
Georgia	0-4
Georgia Tech	0-1
Louisiana-Lafayette	1-0
Louisiana-Monroe	1-0
Louisville	1-3
LSU	0-1
Miami (Ohio)	1-0
Mississippi State	1-3
Missouri	2-2
New Mexico State	1-0
Ohio	1-0
South Carolina	3-1
Southern Miss	1-1
Tennessee	0-4
Tennessee-Martin	1-0
Vanderbilt	2-2
Western Kentucky	0-1
Totals:	21-30



Kroger Field

On game day, Kroger Field often becomes the third-largest city in Kentucky.



• Since its opening in 1973, Kentucky has played 284 games within the friendly confines of newly-named Kroger Field. UK has a 153-129-4 record (.542), 17-13 under Mark Stoops.

• UK announced its first sellout since 2010 when 62,933 fans attended the season opener vs. Louisiana Lafayette on Sept. 5, 2015.

• Since the 1999 expansion, UK has averaged 62,382 fans per game and ranked in the nation's top 30 teams in attendance in 14 of the last 16 season. Both the single game and season attendance record has been broken in recent years.

• The playing surface is named C.M. Newton Grounds at Kroger Field in honor of the former UK Director of Athletics.

Kroger Field

Commonwealth Stadium was renamed to Kroger Field in May of 2017. The agreement--which is between Kroger and JMI Sports, UK's multimedia rights partner-- begins at approximately \$1.85 million annually with a term of up to 12 years. With the partnership, Kroger becomes the

Official Fuel Partner of the University of Kentucky and the Official Grocery Partner of Move-In at UK while also providing additional engagement opportunities with UK students. Per the agreement, Kroger is also the Official Nutrition and Pharmacy Partner of UK Athletics.

Kroger Field was transformed into a state-of-the-art facility after a \$126-million reinvention which was completed prior to the 2015 season. The project was handled by HNTB. The outside of the stadium underwent a dramatic external facelift, receiving a modern look, but one that remained uniquely Kentucky. Inside, the capacity of Kroger Field was reduced over the course of the two-year project to approximately 61,000, but the value of all remaining seats were increased, from the top of the upper deck to front-row seats at midfield. Concourses were revamped and widened throughout the stadium with improved concessions, restrooms and security. Players and coaches reaped the benefits of the new Kroger Field as well, as home-team facilities were built, and a multi-purpose recruiting room hosts future Wildcats on their on-campus visits.

Facts and Figures

Seating Capacity: 61,000, including the Commonwealth Suites. New bench-back seating has been installed in the South upper level of Kroger Field.

Playing Field: UK switched from natural grass to synthetic turf for the 2015 season. Other SEC schools with a turf surface are: Arkansas, Mississippi State, Missouri and Vanderbilt.

Video Boards: Video boards by Daktronics measuring at 39 by 79 feet, each, bring a total of 6,162 square feet of video capability. The video boards put UK among the nation's leaders in video square footage. The interior seating bowl also has LED ribbon boards.

Sound System: Sportsound system delivers pounding bass energy, smooth mid- and high-range frequencies, and high-impact entertainment. Components of the sound system include a main speaker cluster behind the end zone, under-balcony speakers and concourse speakers.

Game Day Experiences

The "Cat Walk" on Talbott Todd Way: With the unveiling of the new \$45 million Kentucky Football Training Facility in August of 2016, the headquarters of the program have moved next door to Kroger Field. That means the Cat Walk presented by Chevy will still begin outside Gate 1 two hours and 15 minutes prior to kickoff, but the team will proceed past Gate 1 and between Kroger Field and Nutter Field House which has been dedicated to former Wildcat Talbott Todd (1963-65). Todd, who passed away from ALS in August of 2017, was an avid supporter of the program. From Talbott Todd Way the team will walk to the locker room in the Joe Craft Kentucky Football Training Facility.

Pregame concerts: The Kentucky Football Pregame Concert Series has returned for the 2017 season. Concerts will begin on the stage outside Gate 12 immediately following the Cat Walk presented by Chevy and last until 30 minutes prior to kickoff. The Cat Walk takes place two hours and 15 minutes prior to kickoff.

Coca Cola Fan Zone: Fans of all ages, but especially the younger Wildcats, will enjoy playing at the Fan Zone located in Nutter Field House. It will have inflatable games, free posters, face tattoos and more, available two hours before kickoff.

TOP ATTENDANCES FOR KROGER FIELD

- | | | |
|----|--------|--------------------|
| 1. | 63,407 | Auburn, 2015 |
| 2. | 63,380 | EKU, 2015 |
| 3. | 63,040 | Florida, 2015 |
| 4. | 62,933 | UL Lafayette, 2015 |
| 5. | 62,512 | Louisville, 2015 |



KENTUCKY CAREER RECORDS

CAREER RECEIVING YARDAGE LEADERS

#	Player	Years	Rec	Yards	Avg	TD
1.	Craig Yeast	1995-98	208	2,899	13.9	28
2.	Keenan Burton	2003-07	189	2,376	12.6	25
3.	Derek Abney	2000-03	197	2,339	11.9	18
4.	Dicky Lyons, Jr.	2004, 2006-08	141	1,752	12.4	18
5.	Quentin McCord	1996, 1998-2000	112	1,743	15.6	15
6.	La'Rod King	2009-12	134	1,706	12.7	17
7.	Randall Cobb	2008-10	144	1,661	11.5	13
8.	Garrett Johnson	2014-present	110	1,614	14.7	9
9.	Anthony White	1996-99	194	1,520	7.8	8
10	Felix Wilson	1977-79	90	1,508	16.8	10
11.	Tom Hutchinson	1960-62	94	1,483	15.7	9
12.	Kevin Coleman	1995-98	107	1,428	13.3	13
13.	Larry Seiple	1964-66	72	1,422	19.8	10
14.	Jacob Tamme	2004-07	133	1,417	10.6	11
15.	Jeff Badet	2013, 2015-16	82	1,385	16.9	7
T16.	Rafael Little	2004-07	131	1,324	10.1	5
T16.	James Whalen	1997-99	120	1,324	11.0	13
18.	Chris Matthews	2009-10	93	1,289	13.9	12
19.	Rick Kestner	1963-65	82	1,280	15.6	10
T20.	Derek Smith	1999-2001	89	1,224	13.8	9
T20.	Ryan Timmons	2013-16	112	1,254	11.2	5
22.	Phil Logan	1987-90	83	1,219	14.7	7
23.	Steve Meilinger	1951-53	75	1,210	16.1	17
24.	Steve Johnson	2006-07	72	1,200	16.6	14
25.	Javess Blue	2013-14	72	1,111	15.4	9
26.	Derek Homer	1997-2000	129	1,052	8.2	2
27.	Dorian Baker	2014-present	88	1,015	11.5	6

CAREER SCORING LEADERS

#	Player	Years	TD/FG	PAT	Pts
1.	Lones Seiber	2006-09	0/49	158	305
2.	Austin MacGinnis	2014-present	0/53	113	272
3.	Joey Worley	1984-87	0/57	75	246
4.	Seth Hanson	1997-98, 2000-01	0/35	127	232
5.	Taylor Begley	2002-05	0/36	118	226
	Randall Cobb	2008-10	37/0	2	226
7.	Craig Yeast	1995-98	32/0	0	192
8.	Craig McIntosh	2009-12	0/31	81	174
9.	Doug Pelfrey	1990-92	0/34	6	167
10.	George Adams	1981-84	27/0	2	166

CAREER RUSHING LEADERS

#	Player	Years	Att	Yards	Avg.	TD
1.	Sonny Collins	1972-75	777	3,835	4.9	26
2.	Moe Williams	1993-95	618	3,333	5.4	26
3.	Rafael Little	2004-07	580	2,996	5.2	16
4.	Mark Higgs	1984-87	532	2,892	5.4	25
5.	George Adams	1981-84	638	2,648	4.2	25
6.	Derrick Locke	2007-10	518	2,618	5.1	22
7.	Boom Williams	2014-16	366	2,511	6.9	18
8.	Artose Pinner	1999-2002	438	2,105	4.8	17
9.	Marc Logan	1983-86	389	1,769	4.5	11
10.	Derrick Ramsey	1975-77	446	1,764	3.9	25
11.	Anthony White	1996-99	364	1,758	4.8	11
12.	Jojo Kemp	2013-16	338	1,709	5.1	19
13.	Rodger Bird	1963-65	397	1,699	4.2	21
14.	Derek Homer	1997-2000	353	1,689	4.8	11
15.	Ivy Joe Hunter	1985-88	361	1,687	4.7	19
16.	Bill Leskovar	1949-51	324	1,664	5.1	9
17.	Steve Campassi	1972-75	370	1,609	4.3	8
18.	Raymond Sanders	2010-13	340	1,542	4.5	11
19.	Al Baker	1986-90	378	1,534	4.1	15
20.	Mike Fanuzzi	1971-74	344	1,484	4.3	16
21.	Bobby Cravens	1956-58	323	1,448	4.5	6
22.	Tony Dixon	2004, 2006-08	345	1,388	4.0	16
23.	Alfred Rawls	1988-89	286	1,370	4.8	16
24.	Randy Brooks	1976-80	358	1,314	3.7	6
25.	Randall Cobb	2008-10	228	1,313	5.8	22
26.	Don Phelps	1946-49	295	1,297	4.4	15
27.	Chris Hill	1975-78	260	1,264	4.9	4
28.	Benny Snell, Jr.	2016-present	225	1,261	5.6	14
29.	Rod Stewart	1975-78	268	1,250	4.7	9
30.	Doug Kotar	1971-73	293	1,167	3.9	5
31.	Damon Hood	1991-94	281	1,144	4.1	9
32.	Shawn Donigan	1978-82	264	1,120	4.2	4
33.	Roger Gann	1967-69	281	1,047	3.7	4
34.	Dicky Lyons	1966-68	328	1,042	3.2	18
35.	Tom Fillion	1951-53	208	1,017	4.9	8
36.	Terry Samuels	1990-93	247	1,012	4.1	5



KENTUCKY IN OVERTIME GAMES

• Kentucky is 3-6 in overtime all-time, including a 3-4 mark at home and 0-2 record away.

Date	Opponent	Home/Away	Number of Overtimes	Final Score
Oct. 4, 1997	Alabama	Home	1	W, 40-34
Sept. 2, 2000	Louisville	Away	1	L, 40-34
Nov. 1, 2003	Arkansas	Home	7 (NCAA record)	L, 71-63
Oct. 13, 2007	LSU	Home	3	W, 43-37
Nov. 24, 2007	Tennessee	Home	4	L, 52-50
Nov. 28, 2009	Tennessee	Home	1	L, 30-24
Sept. 15, 2012	Western Kentucky	Home	1	L, 32-31
Sept. 13, 2014	Florida	Away	3	L, 36-30
Oct. 3, 2015	Eastern Kentucky	Home	1	W, 34-27

KENTUCKY'S ALL-TIME COMEBACK WINS

1. -18 Oct. 16, 2010: Trailing South Carolina 28-10 in the third quarter, went on to win 31-28 (at Kentucky)
2. -17 Sept. 19, 1998: Trailing Indiana 20-3 in the second quarter, went on to win 31-27 (at Kentucky)
- 17 Oct. 25, 2003: Trailing Mississippi State 17-0 in the second quarter, went on to win 42-17 (at Kentucky)
4. -14 Nov. 2, 1991: Trailing Cincinnati 14-0 in the second quarter, went on to win 20-17 (at Kentucky)
- 14 Nov. 21, 2009: Trailing Georgia 27-13 in the third quarter, went on to win 34-27 (at Georgia)
- 14 Oct. 4, 2014: Trailing South Carolina 38-24 in the fourth quarter, went on to win 45-38 (at Kentucky)
- 14 Oct. 3, 2015: Trailing Eastern Ky. 27-13 in the fourth quarter, went on to win 34-27 in overtime (at Kentucky)
8. -13 Oct. 17, 1914: Trailing Mississippi A&M (now Mississippi State) 13-0 in the second quarter, went on to win 19-13 (at Kentucky)
- 13 Dec. 29, 1984: Trailing Wisconsin 13-0 in the first quarter of the Hall of Fame Bowl, went on to win 20-19
- 13 Sept. 16, 2000: Trailing Indiana 20-7 in the second quarter, went on to win 41-34 (at Kentucky)
- 13 Nov. 13, 2004: Trailing Vanderbilt 13-0 in the fourth quarter, went on to win 14-13 (at Kentucky)
- 13 Sept. 22, 2007: Trailing Arkansas 20-7 in the second quarter, went on to win 42-29 (at Arkansas)
- 13 Oct. 13, 2007: Trailing LSU 27-14 in the third quarter, went on to win 43-37 in three overtimes (at Kentucky)
- 13 Oct. 18, 2008: Trailing Arkansas 20-7 in the fourth quarter, went on to win 21-20 (at Kentucky)
- 13 Jan. 2, 2009: Trailing East Carolina 16-3 in the third quarter of the Liberty Bowl, went on to win 25-19
- 13 Nov. 19, 2016: Trailing Austin Peay 13-0 in the second quarter, went on to win 49-13 (at Kentucky)
16. -11 Nov. 16, 1974: Trailing Florida 17-6 in the second quarter, went on to win 41-24 (at Kentucky)
- 11 Nov. 9, 1996: Trailing Mississippi State 14-3 in the second quarter, went on to win 24-21 (at Kentucky)
- 11 Nov. 7, 1998: Trailing Mississippi State 29-18 in the third quarter, went on to win 37-35 (at Kentucky)
- 11 Nov. 4, 2006: Trailing Georgia 14-3 in the second quarter, went on to win 24-20 (at Kentucky)
- 11 Oct. 11, 2014: Trailing Louisiana-Monroe 14-3 in the second quarter, went on to win 48-14 (at Kentucky)
- 11 Oct. 22, 2016: Trailing Mississippi State 14-3 in the second quarter, went on to win 40-38 (at Kentucky)
22. -10 Nov. 1, 1913: Trailing Earlham 10-0 in the second quarter, went on to win 28-10 (at Kentucky)
- 10 Oct. 23, 1965: Trailing Georgia 10-0 in the second quarter, went on to win 28-10 (at Kentucky)
- 10 Nov. 5, 1966: Trailing Vanderbilt 10-0 in the fourth quarter, went on to win 14-10 (at Kentucky)
- 10 Oct. 1, 1977: Trailing Penn State 10-0 in the first quarter, went on to win 24-20 (at Penn State)
- 10 Oct. 14, 1978: Trailing Ole Miss 10-0 in the third quarter, went on to win 24-17 (at Ole Miss)
- 10 Nov. 7, 1981: Trailing Vanderbilt 10-0 in the second quarter, went on to win 17-10 (at Vanderbilt)
- 10 Oct. 12, 1985: Trailing Mississippi State 10-0 in the second quarter, went on to win 33-19 (at Kentucky)
- 10 Oct. 27, 1990: Trailing Georgia 10-0 in the second quarter, went on to win 26-24 (at Kentucky)
- 10 Sept. 23, 1993: Trailing South Carolina 17-7 in the fourth quarter, went on to win 21-17 (at South Carolina)
- 10 Sept. 16, 1995: Trailing Indiana 10-0 in the second quarter, went on to win 17-10 (at Indiana)
- 10 Sept. 10, 2011: Trailing Central Michigan 13-3 in the second quarter, went on to win 27-13 (at Kentucky)
- 10 Nov. 26, 2016: Trailing Louisville 24-14 in the second quarter, went on to win 41-38 (at Louisville)
- 10 Sept. 9, 2017: Trailing Eastern Kentucky 13-3 in the second quarter, went on to win 27-16 (at Kentucky)



WHEN WAS THE LAST TIME ...

KENTUCKY

Scored 40 points: 41 at Louisville, Nov. 26, 2016
 Scored 50 points: 62 vs. New Mexico State, Sept. 17, 2016
 Scored 60 points: 62 vs. New Mexico State, Sept. 17, 2016
 Scored 70 points: 77 vs. Texas El-Paso, Sept. 7, 2002
 Scored 80 points: 83 vs. North Dakota, Nov. 18, 1950
 Shut Out an Opponent: vs. Miami (42-0), Sept. 5, 2009
 Shut Out an Opponent in the 2nd half: vs. Austin Peay, Nov. 19, 2016
Scored on first series: FG vs. Eastern Kentucky, Sept. 9, 2017
 Scored on first play from scrimmage of game: at Louisville, Nov. 26, 2016
 Scored a TD on first series: at Louisville, Nov. 26, 2016
 Had 25 First Downs: 29 vs. Tennessee, Nov. 13, 2016
 Had 30 First Downs: 30 vs. Mississippi State, Oct. 25, 2015
 Had 250 yards rushing: 281 vs. Austin Peay, Nov. 19, 2016
 Had 300 yards rushing: 443 vs. Tennessee, Nov. 13, 2016
 Had 400 yards rushing: 443 vs. Tennessee, Nov. 13, 2016
 Had below 50 yards rushing: 48 vs. Florida, Sept. 28, 2013
 Had 300 yards passing: 352 at Louisville, Nov. 26, 2016
 Had 400 yards passing: 401 vs. Mississippi State, Oct. 25, 2014
 Had below 50 yards passing: 49 vs. Vanderbilt, Oct. 8, 2016
 Had 300 yards passing and passing: (381/311) vs. New Mexico State, Sept. 17, 2016
 Had 500 yards total offense: 581 at Louisville, Nov. 26, 2016
 Had 600 yards total offense: 635 vs. Tennessee, Nov. 13, 2016
 Had below 200 yards total offense: 161 at Alabama, Oct. 1, 2016
Held opp. below 100 yards rushing: 62 vs. Eastern Kentucky, Sept. 9, 2017
 Held opp. below 50 yards rushing: -2 vs. Samford, Nov. 17, 2012
 Held opp. below 100 yards passing: 27 vs. Austin Peay, Nov. 19, 2016
 Held opp. below 50 yards passing: 27 vs. Austin Peay, Nov. 19, 2016
 Held opponent below 200 yards total offense: 139 vs. Vanderbilt, Sept. 27, 2014
 Held opp. below 100 yards total offense: 91 vs. Vanderbilt, Nov. 16, 1996
 Recorded a safety: at Mississippi State, Nov. 24, 2013
 Recorded zero penalties: vs. Auburn, Oct. 17, 2009
 Had a player with 30 rush attempts: 38 by Benny Snell vs. Missouri, Oct. 29, 2016
Had a player rush for 100 yards: 103, Benny Snell vs. EKU, Sept. 9, 2017
 Had 2 players rush for 100 yards: Benny Snell (192) and Boom Williams (182) vs. Missouri, Oct. 29, 2016
 Had 2 players rush for 175 yards or more: Benny Snell (192) and Boom Williams (182) vs. Missouri, Oct. 29, 2016
 Had a player rush for 100 yards in consecutive games: Benny Snell, 3 (10/22-11/05/16)
 Had a player rush for 100 yards in four consecutive games: Derrick Locke, 2010
 Had a true freshman rush for 100 yards: 152 by Benny Snell vs. Austin Peay, Nov. 19, 2016
 Had a player rush for 200 yards: 224 by Artose Pinner vs. Vanderbilt, Nov. 16, 2002
 Had 4 players with 50+ yards rushing in the same game: 5 vs. Tennessee, Nov. 12, 2016
 Had a player with 3 rushing touchdowns: 4 by Benny Snell vs. New Mexico State, Sept. 17, 2016
 Had a player with 4 rushing touchdowns: 4 by Benny Snell vs. NM State, Sept. 17, 2016
 Had a player with 50 pass attempts: 60 by Maxwell Smith, vs. WKU, Sept. 15, 2012
 Had a player with 60 pass attempts: 60 by Maxwell Smith, vs. WKU, Sept. 15, 2012
 Had a player with 30 pass completions: 37 by Maxwell Smith, vs. WKU, Sept. 15, 2012
 Had a player with 300 passing yards: 338 by Stephen Johnson at Louisville, Nov. 26, 2016
 Had 2 players pass for 100 yards: Maxwell Smith (109), Jalen Whitlow (105) vs. Louisville, Sept. 14, 2013
 Had a player with 3 or more touchdowns passes: 3 by Stephen Johnson at Louisville, Nov. 26, 2016
 Had a player with 2 passing touchdowns and 2 rushing touchdowns: Patrick Towles, vs. Mississippi State, Oct. 25, 2014
 Had a player with 10 pass receptions: 10 by Ryan Timmons vs. Ohio, Sept. 6, 2014
 Had a player with 100 yards receiving: 164 by Garrett Johnson, at Louisville, Nov. 26, 2016
 Had a player with consecutive 100-yard receiving games: Jeff Badet, 2 (10/22-10/29/16)
 Had 2 players with 100 yards receiving: 116 by Matt Roark and 102 by La'Rod King, vs. Ole Miss, Nov. 5, 2011
 Had a player with 3 touchdown receptions: 3 by C.J. Conrad vs. New Mexico State, Sept. 17, 2016
 Had a player with 100 rushing and 100 receiving yards in the same game: Rafael Little (132 rushing, 114 receiving) vs. Vanderbilt, Nov. 11, 2006
 Had a 100-yard rusher and a 100-yard receiver in the same game: Benny Snell (192 rush), Boom Williams (182 rush), Jeff Badet (104 receiving), vs. Missouri, Oct. 29, 2016
 Had a player score a TD by rushing and receiving in the same game: Boom Williams vs. Missouri, Oct. 29, 2016

Had a player throw a TD pass and score a rushing and receiving TD in the same game: Randall Cobb vs. Auburn, Oct. 9, 2010
 Had a player throw at least two TD passes and score a rushing TD in consecutive games: Patrick Towles in 2015
 Had a player throw a TD pass, score a receiving TD and score on a punt return for a TD in the same game: Randall Cobb vs. WKU, Sept. 11, 2010
 Had a player return a kickoff for a TD: Derrick Locke (100 yards) vs. Louisville, Sept. 19, 2009
 Had a player return a punt for a TD: Charles Walker (65 yards) vs. New Mexico State, Sept. 17, 2016
 Had a player return an interception for a TD: Marcus McWilson, 45 yards, vs. Mississippi State, Oct. 22, 2016
Had a player recover/return a fumble for a TD: Denzil Ware, at Southern Miss (20 yards), Sept. 2, 2017
 Had two defensive TDs in the same game: Mike Douglas (fumble) and Fred Tiller (interception) vs. Louisville, Nov. 29, 2014
 Had a player block a punt: Josh Forrest vs. Alabama State, Nov. 2, 2013
 Had a player block a field goal: Farrington Huguenin vs. EKU, Oct. 3, 2015
Had a player block a PAT: Lonnie Johnson Jr. vs. E. Kentucky, Sept. 9, 2017
 Had a player return a blocked FG for a TD: David Jones (57 yards) vs. Vanderbilt, Nov. 15, 2008
 Had a player return a blocked punt for a TD: Andrew Hopewell (6 yards), vs. Arkansas, Nov. 1, 2006
 Had a player score a TD on a fake field goal: Joe Mansour (25 yards), vs. Florida, Sept. 28, 2013
 Had a field goal of 50 yards or more: Austin MacGinnis (51 yards) vs. Mississippi State, Oct. 22, 2016
 Played an overtime game: vs. EKU, Oct. 3, 2015 - (W, 34-27)
 Won an overtime game: vs. EKU, Oct. 3, 2015 - (W, 34-27)
 Won a game on the last play of regulation as time expired: vs. Mississippi State, Oct. 22, 2016 (51-yard FG)

OPPONENT

Scored 40 points: 49 by Tennessee, Nov. 12, 2016
 Scored 50 points: 52 by Tennessee, Oct. 31, 2015
 Scored 10 or less points: 10 by South Carolina, Sept 24, 2016
 Shut Out Kentucky: 0-40 by Vanderbilt, Nov. 3, 2012
 Shut Out Kentucky in 2nd half: by Southern Miss, Sept. 3, 2016
 Rushed for 300 yards: 376 by Tennessee, Nov. 12, 2016
Passed for 300 yards: 309 by Southern Miss, Sept. 2, 2017
 Had 500 yards of total offense: 561 by Louisville, Nov. 26, 2016
 Recorded a safety: Louisville, Aug. 31, 2008
 Blocked a Kentucky punt: Southern Miss, Sept. 3, 2016
 Blocked a Kentucky field goal: Florida, Sept. 25, 2010
 Blocked a Kentucky PAT: at Vanderbilt, Nov. 16, 2013
 Had a player with 30 rush attempts: 31, Dedrick Mills (Georgia Tech), Dec. 31, 2016
 Had a player with 100 yards rushing: 169, Dedrick Mills (Georgia Tech), Dec. 31, 2016
 Had a player with 200 yards rushing: 252 by Anthony Dixon (MSU), Oct. 31, 2009
 Had two players with 100 yards rushing: 147, Josh Dobbs, 128 Alvin Kamara (Tennessee), Nov. 12, 2016
 Had a player with 40 pass attempts: 43, Jeff Driskel (Florida), Sept. 13, 2014
 Had a player with 25 pass completions: 25 by Dak Prescott (MSU), Oct. 24, 2015
 Had a player with 300 yards passing: 320 by Luke Del Rio (Florida), Sept. 10, 2016
 Had two players with 100 yards passing: 183 by Aaron Murray and 189 by Hutson Mason (Georgia), Nov. 23, 2013
Had a player with 10 pass receptions: 10, Ryan Markush (EKU), Sept. 9, 2017
Had a player with 100 yards receiving: 111, Korey Robertson and 103, Quez Watkins (Southern Miss), Sept. 2, 2017
 Had a player with 200 yards receiving: 216 by Demarcus Robinson (Florida), Sept. 13, 2014
Had two players with 100 yards receiving: 111, Korey Robertson and 103, Quez Watkins (Southern Miss), Sept. 2, 2017
 Had a player return a kickoff for a TD: Evan Berry (UT), 100 yards, Oct. 31, 2015
 Had a player return a punt for a TD: Cameron Sutton (UT), 84 yards, Oct. 31, 2015
 Had a player return a blocked FG for a TD: Neiko Thorpe (69 yards) vs. Auburn, Oct. 17, 2009
 Had a player return a blocked punt for a TD: Chris Rainey (23 yards) vs. Florida, Sept. 26, 2009
 Had a player return an interception for a TD: Gunnar Scholoto (Austin Peay), 25 yards, Nov. 21, 2016
 Had a player return a fumble for a TD: P.J. Davis (Georgia Tech), 38 yards, Dec. 31, 2016



NUMERICAL ROSTER

1	Lynn Bowden Jr., WR, Youngstown, Ohio
2	Dorian Baker, WR, Cleveland Heights, Ohio
3	Jordan Griffin, CB, Riverdale, Ga.
4	Joshua Paschal, OLB, Olney, Md.
5	Kendall Randolph, CB, Tallahassee, Fla.
6*	Lonnie Johnson Jr., CB, Gary, Ind.
6*	Blake Bone, WR, Woodruff, S.C.
7*	Mike Edwards, S, Cincinnati, Ohio
7*	Drew Barker, QB, Burlington, Ky.
8	Derrick Baity Jr., CB, Tampa, Fla.
9*	Garrett "Juice" Johnson, WR, Winter Garden, Fla.
9*	Davonte Robinson, CB, Lexington, Ky.
10	Asim "A.J." Rose, RB, Cleveland, Ohio
11	Tavin Richardson, WR, Greer, S.C.
12	Gunnar Hoak, QB, Dublin, Ohio
13*	Danny Clark, QB, Columbus, Ohio
13*	Zy'Aire Hughes, CB, Paducah, Ky.
14	Luke Wright, QB, Atlanta, Ga.
15*	Stephen Johnson, QB, Rancho Cucamonga, Calif.
15*	Jordan Wright, OLB, Fort Lauderdale, Fla.
16	Marcus Walker, S, Lake Wales, Fla.
17*	Tobias Gilliam, S, Dayton, Ohio
17*	Walker Wood, QB, Lexington, Ky.
18	Clevan Thomas Jr., WR, Miami, Fla.
19	Kayaune Ross, WR, West Chester, Ohio
20*	Kengera Daniel, DE, Raleigh, N.C.
20*	Ryan Kendall, WR, Charlotte, N.C.
21	Chris Westry, CB, Orange Park, Fla.
22*	Aamir Holmes, DB, Chicago, Ill.
22*	Sihiem King, RB, Colquitt, Ga.
23*	Brayden Berezowitz, WR, Lexington, Ky.
23*	Tyrell Ajian, DB, Mansfield, Ohio
24*	Bryant Koback, RB, Holland, Ohio
24*	Jack Jackson, DB, Lexington, Ky.
25*	Harold Turks, RB, Nashville, Tenn.
25*	Darius West, S, Lima, Ohio
26*	Michael Nesbitt, DB, Fort Lauderdale, Fla.
26*	Benny Snell Jr., RB, Westerville, Ohio
27*	Bryan Berezowitz, WR, Lexington, Ky.
27*	Cedrick Dort Jr., DB, Palm Beach Gardens, Fla.
28	Zach Johnson, RB, Cincinnati, Ohio
29	Yusuf Corker, DB, McDonough, Ga.
30*	Spencer Blackburn, DB, Louisville, Ky.
30*	Donald Smith, RB, Harrodsburg, Ky.
31*	David Bouvier, WR, Lexington, Ky.
31*	Jamar "Boogie" Watson, LB, Forestville, Md.
32*	Eli Brown, LB, Bowling Green, Ky.
32*	William Mahone, RB, Cincinnati, Ohio
33	John Daido, TE, Vienna, Va.
34	Jordan Jones, LB, Youngstown, Ohio
35	Denzil Ware, DE/LB, Opp, Ala.
36*	Patrick Henschen, TE, Newport, Ky.
36*	Jacob Hyde, NG, Manchester, Ky.
37	Spencer Foy, LB, Louisville, Ky.
38	William Nalty, LB, Metairie, La.
39	Elijah Barnett, LB, Lexington, Ky.
40	Jackson High, LB, Union, Ky.
41	Josh Allen, LB, Montclair, N.J.

ALPHABETICAL ROSTER

96*	Abule Abadi-Fitzgerald	DL	6-6	260	Fr-HS	Lakeland, Fla. (Victory Christian Academy)
23*	Tyrell Ajian	DB	6-0	190	Fr-HS	Mansfield, Ohio (Madison Comprehensive)
82	Josh Ali	WR	6-0	180	Fr-HS	Hollywood, Fla. (Chaminade-Madonna)
41	Josh Allen	LB	6-5	230	Jr-2L	Montclair, N.J. (Montclair)
64	George Asafo-Adjei	OT	6-5	315	Jr-2L	West Chester, Ohio (Lakota West)
8	Derrick Baity Jr.	CB	6-3	186	Jr-2L	Tampa, Fla. (H.B. Plant)
2	Dorian Baker	WR	6-3	211	Sr-3L	Cleveland Heights, Ohio (Cleveland Heights)
45	Jaylin Bannerman	TE	6-5	238	Fr-RS	Pickerington, Ohio (Pickerington Central)
7*	Drew Barker	QB	6-3	222	Jr-2L	Burlington, Ky. (Conner)
39	Elijah Barnett	LB	6-3	235	So-Sq	Lexington, Ky. (Henry Clay)
55	David Baumer	OT	6-5	311	Jr-Sq	Cincinnati, Ohio (LaSalle)
23*	Brayden Berezowitz	WR	5-9	170	Fr-RS	Lexington, Ky. (Henry Clay)
27*	Bryan Berezowitz	WR	5-9	175	Fr-RS	Lexington, Ky. (Henry Clay)
53	Blake Best	LS	6-1	246	So-1L	Duluth, Ga. (Peachtree Ridge)
30*	Spencer Blackburn	DB	6-2	180	Fr-HS	Louisville, Ky. (Trinity)
43	Logan Blue	LB/LS	6-4	240	Jr-Sq	Owensboro, Ky. (Owensboro)
95*	Quinton Bohanna	DL	6-4	320	Fr-HS	Cordova, Tenn. (Cordova)
6*	Blake Bone	WR	6-5	213	Sr-3L	Woodruff, S.C. (Woodruff)
47	Jordan Bonner	LB	6-5	222	Jr-1L	Lyndhurst, Ohio (Brush/Northeastern Oklahoma A&M)
31*	David Bouvier	WR	5-9	171	Jr-Sq	Lexington, Ky. (Lexington Catholic)
1	Lynn Bowden Jr.	WR	6-1	190	Fr-HS	Youngstown, Ohio (Warren Harding)
32*	Eli Brown	LB	6-2	215	So-1L	Bowling Green, Ky. (Warren East)
95*	Miles Butler	K	5-9	171	Jr-1L	Paducah, Ky. (Tilghman)
90	T.J. Carter	DE	6-4	280	So-1L	Mableton, Ga. (Whitefield Academy)
13*	Danny Clark	QB	6-2	230	Fr-HS	Columbus, Ohio (Archbishop Hoban)
87	C.J. Conrad	TE	6-5	245	Jr-2L	LaGrange, Ohio (Keystone)
29	Yusuf Corker	DB	6-0	190	Fr-HS	McDonough, Ga. (Woodland)
93*	Ja'Quize Cross	DL	6-3	302	Fr-RS	New Market, Ala. (Buckhorn)
33	John Daido	TE	6-4	200	Fr-HS	Vienna, Va. (Oakton)
56	Kash Daniel	LB	6-1	248	So-1L	Paintsville, Ky. (Paintsville)
20*	Kengera Daniel	DE	6-5	260	Jr-2L	Raleigh, N.C. (Millbrook)
44	Jamin Davis	LB	6-4	212	Fr-HS	Ludowici, Ga. (Long County)
76	Sebastien Dolcine	OT	6-4	300	Fr-HS	Hollywood, Fla. (Miramar)
27*	Cedrick Dort Jr.	DB	5-11	170	Fr-HS	Palm Beach Gardens, Fla. (Dwyer)
61	Austin Dotson	OT	6-6	310	Fr-HS	Belfry, Ky. (Belfry)
98	Tymere Dubose	DT	6-5	320	Jr-2L	Youngstown, Ohio (Youngstown Christian)
7*	Mike Edwards	S	6-0	200	Jr-2L	Cincinnati, Ohio (Winton Woods)
69	Matt Elam	NG	6-7	360	Sr-3L	Elizabethtown, Ky. (John Hardin)
81	Isaiah Epps	WR	6-2	185	Fr-HS	Jenks, Okla. (Jenks)
79	Luke Fortner	OT	6-6	305	Fr-RS	Sylvania, Ohio (Sylvania Northview)
37	Spencer Foy	LB	6-4	236	Jr-Sq	Louisville, Ky. (St. Xavier/Louisville)
17*	Tobias Gilliam	S	5-11	191	Fr-RS	Dayton, Ohio (Wayne)
94*	Colin Goodfellow	P	6-2	190	Fr-HS	Cleveland, Ohio (St. Ignatius)
62	Dylan Greenberg	RG	6-2	302	Sr-Sq	Tucson, Ariz. (Salpointe Catholic/Youngstown St.)
3	Jordan Griffin	CB	6-0	186	So-1L	Riverdale, Ga. (Jonesboro)
85	Greg Hart	TE	6-5	245	Sr-1L	Dayton, Ohio (Archbishop Alter/Nebraska)
68	Nick Haynes	OG	6-3	300	Sr-3L	Niceville, Fla. (Niceville)
36*	Patrick Henschen	TE	6-6	205	Fr-HS	Newport, Ky. (Newport Central Catholic)
40	Jackson High	LB	5-11	225	Fr-HS	Union, Ky. (Ryle)
12	Gunnar Hoak	QB	6-4	206	Fr-RS	Dublin, Ohio (Dublin Coffman)
22*	Aamir Holmes	DB	6-2	175	Fr-HS	Chicago, Ill. (Leo Catholic)
92	Phil Hoskins	DL	6-5	280	So-JC	Toledo, Ohio (Whitmer/Highland CC)
13*	Zy'Aire Hughes	CB	6-1	193	Fr-RS	Paducah, Ky. (McCracken County)
36*	Jacob Hyde	NG	6-2	320	Sr-1L	Manchester, Ky. (Clay County)
52	Drake Jackson	C	6-2	290	Fr-RS	Versailles, Ky. (Woodford County)
24*	Jack Jackson	DB	5-11	167	Fr-RS	Lexington, Ky. (Henry Clay)
9*	Garrett "Juice" Johnson	WR	5-11	175	Sr-3L	Winter Garden, Fla. (West Orange)
6*	Lonnie Johnson Jr.	CB	6-3	203	Jr-JC	Gary, Ind. (Garden City CC/Gary West Side)
15*	Stephen Johnson	QB	6-2	185	Sr-1L	Rancho Cucamonga, Calif. (Los Osos/Grambling/ College of the Desert)
28	Zach Johnson	RB	5-10	188	Fr-RS	Cincinnati, Ohio (Colerain)
34	Jordan Jones	LB	6-2	221	Jr-2L	Youngstown, Ohio (Cardinal Mooney)
20*	Ryan Kendall	WR	5-10	196	Jr-Sq	Charlotte, N.C. (Cuthbertson)
58	Alex King	OLB	6-3	225	Fr-HS	Mason, Ohio (William Mason)
22*	Sihiem King	RB	5-9	172	Jr-2L	Colquitt, Ga. (Colquitt County)
24*	Bryant Koback	RB	6-0	193	Fr-HS	Holland, Ohio (Springfield)
49	Branden Layne	LB	6-2	220	Fr-HS	Lexington, Ky. (Lafayette)
75	Tate Leavitt	OG	6-6	317	Jr-JC	Thornville, Ohio (Sheridan/Hutchinson CC)





42 Tristan Yeomans, LS, Waycross, Ga.
 43 Logan Blue, LB/LS, Owensboro, Ky.
 44 Jamin Davis, LB, Ludowici, Ga.
 45 Jaylin Bannerman, TE, Pickerington, Ohio
 46 Drew Schlegel, LB, Parker, Colo.
 47 Jordan Bonner, LB, Lyndhurst, Ohio
 48 Brett Slusher, DB, Fort Mitchell, Ky.
 49 Branden Layne, LB, Lexington, Ky.
 51 Courtney Love, LB, Youngstown, Ohio
 52 Drake Jackson, C, Versailles, Ky.
 53 Blake Best, LS, Duluth, Ga.
 55 David Baumer, OT, Cincinnati, Ohio
 56 Kash Daniel, LB, Paintsville, Ky.
 58 Alex King, OLB, Mason, Ohio
 59 Kordell Looney, DT, Springfield, Ohio
 61 Austin Dotson, OT, Belfry, Ky.
 62 Dylan Greenberg, RG, Tucson, Ariz.
 64 George Asafo-Adjei, OT, West Chester, Ohio
 65 "Bunchy" Stallings, C, McComb, Miss.
 66 Naasir Watkins, OL, Laurel, Md.
 67 Landon Young, OT, Lexington, Ky.
 68 Nick Haynes, OG, Niceville, Fla.
 69 Matt Elam, NG, Elizabethtown, Ky.
 70 E.J. Price, OT, Lawrenceville, Ga.
 71 Logan Stenberg, OG, Madison, Ala.
 73 Kyle Meadows, OT, West Chester, Ohio
 74 Cole Mosier, OT, Walton, Ky.
 75 Tate Leavitt, OG, Thornville, Ohio
 76 Sebastien Dolcine, OT, Hollywood, Fla.
 77* Naquez Pringle, DT, Georgetown, S.C.
 77* Mason Wolfe, OT, Henderson, Ky.
 79 Luke Fortner, OT, Sylvania, Ohio
 80 Javonte Richardson, WR, Maple Heights, Ohio
 81 Isaiah Epps, WR, Jenks, Okla.
 82 Josh Ali, WR, Hollywood, Fla.
 83 Justin Rigg, TE, Springboro, Ohio
 84 Charles Moushey, WR, Westerville, Ohio
 85 Greg Hart, TE, Dayton, Ohio
 86 Grant McKinniss, P, Findlay, Ohio
 87 C.J. Conrad, TE, LaGrange, Ohio
 88 Charles Walker, WR, Louisville, Ky.
 89 Will Roden, TE, Lexington, Ky.
 90 T.J. Carter, DE, Mableton, Ga.
 91* Calvin Taylor Jr., DE, Augusta, Ga.
 91* Tyler Pack, K, Paintsville, Ky.
 92 Phil Hoskins, DL, Toledo, Ohio
 93* Ja'Quize Cross, DL, 6-3, New Market, Ala.
 93* Matt Panton, K/P, Melbourne, Aus.
 94 Colin Goodfellow, P, Cleveland, Ohio
 95* Quinton Bohanna, DL, Cordova, Tenn.
 95* Miles Butler, K, Paducah, Ky.
 96* Abule Abadi-Fitzgerald, DL, Lakeland, Fla.
 96* Matt Ruffolo, K, Centerville, Ohio
 97 Chris Whittaker, DL, Hollywood, Fla.
 98 Tymere Dubose, DT, Youngstown, Ohio
 99* Austin MacGinniss, K, Wedowee, Ala.
 99* Adrian Middleton, DT, Bowling Green, Ky.

59 Kordell Looney DT 6-3 293 Fr-RS
 51 Courtney Love LB 6-2 242 Sr-1L
 99* Austin MacGinniss K 5-10 185 Sr-3L
 32* William Mahone RB 5-9 200 Sr-Sq
 86 Grant McKinniss P 6-1 210 So-1L
 73 Kyle Meadows OT 6-5 300 Sr-3L
 99* Adrian Middleton DT 6-3 275 Jr-2L
 74 Cole Mosier OT 6-6 335 Sr-3L
 84 Charles Moushey WR 6-0 180 Sr-1L
 38 William Nalty LB 6-0 210 Fr-HS
 26* Michael Nesbitt DB 6-0 185 Fr-HS
 91* Tyler Pack K 6-4 275 Fr-RS
 93* Matt Panton K/P 6-4 230 Sr-TR
 4 Joshua Paschal OLB 6-3 270 Fr-HS
 70 E.J. Price OT 6-6 311 So-TR
 77* Naquez Pringle DT 6-3 320 Sr-1L
 5 Kendall Randolph CB 6-0 183 Sr-3L
 80 Javonte Richardson WR 6-4 230 Fr-HS
 11 Tavin Richardson WR 6-3 214 So-1L
 83 Justin Rigg TE 6-6 246 So-1L
 9* Davonte Robinson CB 6-2 187 Fr-RS
 89 Will Roden TE 6-3 230 Fr-HS
 10 Asim "A.J." Rose RB 6-1 212 Fr-RS
 19 Kayaune Ross WR 6-6 225 Sr-Sq
 96* Matt Ruffolo K 5-11 185 Fr-HS
 46 Drew Schlegel LB 5-11 221 Fr-RS
 48 Brett Slusher DB 6-2 196 Fr-RS
 30* Donald Smith RB 5-6 170 Fr-HS
 26* Benny Snell Jr. RB 5-11 223 So-1L
 65 "Bunchy" Stallings C 6-3 315 Jr-1L
 71 Logan Stenberg OG 6-6 318 So-1L
 91* Calvin Taylor Jr. DE 6-9 305 So-Sq
 18 Clevan Thomas Jr. WR 5-11 205 Fr-HS
 25* Harold Turks RB 5-10 182 Fr-RS
 88 Charles Walker WR 5-11 203 Sr-3L
 16 Marcus Walker S 6-1 212 So-1L
 35 Denzil Ware DE/LB 6-2 245 Jr-2L
 66 Naasir Watkins OL 6-5 300 Fr-HS
 31* Jamar "Boogie" Watson LB 6-3 240 Fr-RS
 25* Darius West S 6-0 210 Jr-2L
 21 Chris Westry CB 6-4 195 Jr-2L
 97* Chris Whittaker DL 6-3 260 Fr-HS
 77* Mason Wolfe OT 6-6 310 So-Sq
 17* Walker Wood QB 6-0 181 Fr-HS
 15* Jordan Wright OLB 6-5 250 Fr-HS
 14 Luke Wright QB 6-4 206 Jr-Sq
 42 Tristan Yeomans LS 6-2 198 Jr-1L
 67 Landon Young OT 6-7 305 So-1L

Springfield, Ohio (Springfield)
 Youngstown, Ohio (Cardinal Mooney/Nebraska)
 Wedowee, Ala. (Prattville)
 Cincinnati, Ohio (Lakota East)
 Findlay, Ohio (Findlay)
 West Chester, Ohio (Lakota West)
 Bowling Green, Ky. (South Warren)
 Walton, Ky. (Walton-Verona)
 Westerville, Ohio (Westerville Central)
 Metairie, La. (Metairie Park Country Day)
 Fort Lauderdale, Fla. (Boyd Anderson)
 Paintsville, Ky. (Johnson Central)
 Melbourne, Aus. (Melbourne Grammar School/
 Columbia)
 Olney, Md. (Our Lady of Good Counsel)
 Lawrenceville, Ga. (Archer/Southern California)
 Georgetown, S.C. (Carvers Bay/Itawamba CC)
 Tallahassee, Fla. (Lincoln)
 Maple Heights, Ohio (Maple Heights)
 Greer, S.C. (Byrnes)
 Springboro, Ohio (Springboro)
 Lexington, Ky. (Henry Clay)
 Lexington, Ky. (Lexington Catholic)
 Cleveland, Ohio (Garfield Heights)
 West Chester, Ohio (Lakota West/Phoenix College)
 Centerville, Ohio (Archbishop Alter)
 Parker, Colo. (Regis Jesuit)
 Fort Mitchell, Ky. (Beechwood)
 Harrodsburg, Ky. (Mercer County)
 Westerville, Ohio (Westerville Central)
 McComb, Miss. (Spain Park)
 Madison, Ala. (James Clemens)
 Augusta, Ga. (Augusta Christian)
 Miami, Fla. (Charles W. Flanagan)
 Nashville, Tenn. (Montgomery Bell Academy)
 Louisville, Ky. (St. Xavier)
 Lake Wales, Fla. (Lake Wales)
 Opp, Ala. (Senior)
 Laurel, Md. (Our Lady of Good Counsel)
 Forestville, Md. (Bishop McNamara)
 Lima, Ohio (Central Catholic)
 Orange Park, Fla. (Oakleaf)
 Hollywood, Fla. (Chaminade-Madonna)
 Henderson, Ky. (Henderson County)
 Lexington, Ky. (Lafayette)
 Fort Lauderdale, Fla. (Dillard)
 Atlanta, Ga. (Holy Innocents' Episcopal/Cincinnati)
 Waycross, Ga. (Ware County/
 New Mexico Military Institute)
 Lexington, Ky. (Lafayette)

PRONUNCIATION GUIDE

Abule Abadi-Fitzgerald: ah-BOO-lay ah-BODY
 Tyrell Ajian: a-jun
 George Asafo-Adjei: ah-SAH-fo ad-JAY
 Derrick Baity: same as "batey"
 Bryan and Brayden Berezowitz: BREZ-o-wits
 David Bouvier: Boo-VEE-ay (long "a" sound)
 Lynn Bowden: BO-den
 Yusuf Corker: YOU-suf
 Kengera Daniel: ken-JAIR-uh
 Jamin Davis: JAY-min
 Sebastien Dolcine: dole-SEEN
 Tymere Dubose: du-BOSE

Zy'Aire Hughes: ZY-air
 Siihem King: sah-HEEM
 Cole Mosier: MO-zher
 Charles Moushey: Moo-SHAY
 Javonte Richardson: Jay-VEE-on-tay
 Tavin Richardson: TAY-vin
 Kayaune Ross: KAY-juan
 Jervontius Stallings: jer-VON-tee-us
 Clevan Thomas: clee-VAN
 Denzil Ware: den-ZEL
 Tristan Yeomans: YO-mans



2017 PLAYER BIOGRAPHIES



41

JOSH
ALLEN
LINEBACKER

6-5 • 230 • Junior-2L
Montclair, N.J. (Montclair)

2017 - Junior

- Had eight tackles, adding one sack and a pass breakup vs. EKU
- On the season, has 12 tackles, three tackles for loss, two quarterback hurries
- Finished with five tackles, three of which were for loss (-12 yards), including a seven-yard QB sack in the season opener at Southern Miss
- Also caused a fumble and had a quarterback hurry

Personal

- Josh's sister, Myisha Hines-Allen, plays basketball at Louisville
- Major is pre-media arts studies with a minor in digital media and design

ALLEN'S CAREER STATISTICS

Year	Pos.	G-GS	Tackles	Sacks-Yds.	TFL-Yds.	Int.	FF	QBH
2015	LB	12-0	4	0.5-2	1.5-4	1	0	1
2016	LB	13-9	62	7.0-45	8.5-49	0	4	3
2017	LB	2-2	12	2.0-22	3.0-24	0	1	2
Totals		27-10	78	9.5-69	13.0-77	1	5	6

ALLEN'S 2017 GAME-BY-GAME

Opponent	Tackles	Sacks	TFL-Y	FF	PBU	QBH
at Southern Miss*	4	1.0-7	2.0-9	1	0	2
vs. EKU*	8	1.0-15	1.0-15	0	1	0
Totals	12	2.0-22	3.0-24	1	1	2

ALLEN'S SINGLE-GAME HIGHS

Tackles: 9, Southern Miss, Sept 3, 2016 (4-5)
Sacks: 1.5, twice, last Vanderbilt, Oct 8, 2016
Tackles for loss: 2.0, at Southern Miss, Sept 2, 2017 (2.0-9)
Fumbles forced: 1, five times, last at Southern Miss, Sept 2, 2017
Quarterback Hurries: 2, at Southern Miss, Sept 2, 2017 (2.0-9)
Pass breakups: 1, twice, last vs EKU, Sept 9, 2017



29

DERRICK
BAITY JR.
CORNERBACK

6-3 • 186 • Junior-2L
Tampa, Fla. (H.B. Plant)

2017 - Junior

- Had eight tackles and one fumble recovery vs. EKU
- The fumble recovery was Baity's first of his career.
- Had four tackles in the season opener at Southern Miss

Personal

- Has a son, Derrick Baity III or "Champ"
- Major is community and leadership development

BAITY'S CAREER STATISTICS

Year	Pos.	G-GS	Tackles	TFL-Yds.	Int.	FC	FR	PBU
2015	CB	12-4	19	1.0-1	0-0	0	0	2
2016	CB	13-13	42	2.0-5	3-10	0	0	7
2017	CB	2-2	12	0.5-1	0-0	1	0	0
Totals		27-19	73	3.5-7	3-10	1	0	9

BAITY'S 2017 GAME-BY-GAME

Opponent	Tackles	Sacks	TFL-Y	FC	PBU	Int.
at Southern Miss*	4	0-0	0.5-1	0	0	0
vs. EKU*	8	0-0	0-0	1	0	0
Totals	12	0-0	0.5-1	1	0	0

BAITY'S SINGLE-GAME HIGHS

Tackles: 7, Vanderbilt, Oct 8, 2016 (4-3)
Tackles for loss: 1.0, three times, last vs. Georgia Tech, Dec 31, 2016 (1-3)
Pass breakups: 2, twice, last vs. South Carolina, Sept 24, 2016
Interceptions: 1, three times, last vs. Tennessee, Nov 12, 2016
Forced Fumble: 1, vs. EKU, Sept. 10, 2017



7

DREW
BARKER
QUARTERBACK

6-3 • 222 • Junior-2L
Burlington, Ky. (Conner)

2017 - Junior

- Saw his first game action vs. EKU
- Missed the final nine games of 2016 with a back injury
- Had surgery in November of 2016

Personal

- Graduated in May of 2017 with a degree in integrated strategic communication and is currently working on a master's degree in public financial management at the Martin School of Public Administration

BARKER'S CAREER STATISTICS

Year	G-GS	Comp.	Att.	Int.	Pct.	Yds.	TD	Long
2015	5-2	35	70	2	50.0	364	1	42
2016	3-3	18	36	5	50.0	334	4	72
2017	1-0	1	2	0	50.0	5	0	0
Totals	9-5	54	108	7	50.0	703	5	72

BARKER'S 2017 GAME-BY-GAME

Opponent	Comp.-Att.-Int.	Yds.	TD	Long	Rush Yards	TD
vs. EKU	2-1-0	5	0	5	2	-15
Totals	2-1-0	5	0	5	2	-15

BARKER'S SINGLE-GAME HIGHS

Pass attempts: 29, Charlotte, Nov 21, 2015
Pass completions: 16, Charlotte, Nov 21, 2015
Pass yards: 323, Southern Miss, Sept 3, 2016
Pass TDs: 4, Southern Miss, Sept 3, 2016
Had intercepted: 3, at Florida, Sept 10, 2016
Long pass: 72, Southern Miss, Sept 3, 2016
Total offense plays: 35, Charlotte, Nov 21, 2015 (6 rush, 29 pass)
Total offense yards: 318, Southern Miss, Sept 3, 2016 (-5 rush, 323 pass)
All-purpose yards: 26, at Vanderbilt, Nov 14, 2015
Rushing Touchdowns: 1, Louisville, Nov 28, 2015
Rush attempts: 12, Louisville, Nov 28, 2015
Rush yards: 26, at Vanderbilt, Nov 14, 2015 (4 carries)
Long rush: 17, at Vanderbilt, Nov 14, 2015



95

QUINTON
BOHANNA

DEFENSIVE LINEMAN

6-4 • 320 • Freshman-HS
Cordova, Tenn. (Cordova)

2017 - Freshman

- One of seven true freshmen to see action in the season opener at Southern Miss
- Recorded two tackles in his first collegiate action at Southern Miss
- Athlon Sports Preseason SEC All-Freshman Third Team

Personal

- Major is undecided
- One thing most people don't know is that he is also a good basketball player





BOHANNA'S 2017 GAME-BY-GAME

Opponent	Tackles	Sacks	TFL-Y	FC	QBH	Int.
at Southern Miss	2	0-0	0-0	0	0	0
vs. EKU	0	0-0	0-0	0	0	0
Totals	2	0-0	0-0	0	0	0

BOHANNA'S SINGLE-GAME HIGHS

Tackles: 2, at Southern Miss, Sept 2, 2017 (0-2)



6

BLAKE BONE

WIDE RECEIVER

6-5 • 213 • Senior-3L
Woodruff, S.C. (Woodruff)

2017 - Senior

- Had a career-high 93 yards receiving on three catches vs. EKU
- His 93 yards exceeded his season total of 82 yards last season

BONE'S CAREER STATISTICS

Year	Pos.	G-GS	Rec.	Yds.	Avg.	TD	Long
2014	WR	12-0	14	194	13.9	2	36
2015	WR	11-1	20	210	10.5	1	40
2016	WR	11-0	5	82	16.4	0	37
2017	WR	2-0	3	93	31.0	0	43
Totals		35-1	42	579	13.8	3	43

BONE'S 2017 GAME-BY-GAME

Opponent	Rec.	Yds.	TD	Long
at Southern Miss	0	0	0	0
vs. EKU	3	93	0	43
Totals	3	93	0	43

BONE'S SINGLE-GAME HIGHS

Receptions: 7, Eastern Kentucky, Oct 3, 2015
 Receiving yards: 93, Eastern Kentucky, Sept 9, 2017 (3 receptions)
 Receiving TDs: 1, three times, last vs UL Lafayette, Sep 5, 2015
 Long reception: 43, vs. Eastern Kentucky, Sept 9, 2017
 All-purpose yards: 93, Eastern Kentucky, Sept 9, 2017



47

JORDAN BONNER

LINEBACKER

6-5 • 222 • Junior-1L
Lyndhurst, Ohio (Brush/
Northeastern Oklahoma A&M)

2017 - Junior

- Charted two tackles at Southern Miss
- SEC First-year Academic Honor Roll (2016-17)

Personal

- Has a son, Joel Bonner
- Major is community and leadership development
- Participated in a one-week service/educational trip with teammates C.J. Conrad and Denzil Ware to the Dominican Republic in May of 2017 where he interacted with residents of impoverished communities, visited an orphanage, constructed park benches in a sugar cane village, distributed food to the hungry and visited a nursing home and a daycare for special needs children

BONNER'S CAREER STATISTICS

Year	Pos.	G-GS	Tackles	TFL-Yds.	Sacks-Yds.	FR	QBH	PBU
2016	LB	11-0	10	1.0-3	0-0	0	0	0
2017	LB	2-0	3	0-0	0-0	0	0	0
Totals		13-0	13	1.0-3	0-0	0	0	0

BONNER'S 2017 GAME-BY-GAME

Opponent	Tackles	Sacks	TFL-Y	FC	QBH	Int.
at Southern Miss	2	0-0	0-0	0	0	0
vs. EKU	1	0-0	0-0	0	0	0
Totals	3	0-0	0-0	0	0	0

BONNER'S SINGLE-GAME HIGHS

Tackles: 4, Austin Peay, Nov 19, 2016 (4-0)
 Tackles for loss: 1.0, Austin Peay, Nov 19, 2016 (1.0-3)



32

ELI BROWN

LINEBACKER

6-2 • 215 • Sophomore-1L
Bowling Green, Ky. (Warren East)

2017 - Sophomore

- At Southern Miss, registered a tackles and pass breakup

Personal

- Major is family science

BROWN'S CAREER STATISTICS

Year	Pos.	G-GS	Tackles	TFL-Yds.	Sacks-Yds.	FR	QBH	PBU
2016	LB	12-0	24	0.5-1	0-0	1	0	0
2017	LB	2-0	2	0-0	0-0	0	0	1
Totals		14-0	26	0.5-1	0-0	1	0	1

BROWN'S 2017 GAME-BY-GAME

Opponent	Tackles	Sacks	TFL-Y	FR	QBH	Int.	PBU
at Southern Miss	1	0-0	0-0	0	0	0	1
vs. EKU	1	0-0	0-0	0	0	0	0
Totals	2	0-0	0-0	0	0	0	1

BROWN'S SINGLE-GAME HIGHS

Tackles: 7, at Alabama, Oct 1, 2016 (6-1)
 Tackles for loss: 0.5, vs. Austin Peay, Nov 19, 2016 (0.5-1)
 Fumbles recovered: 1, vs. Vanderbilt, Oct 8, 2016
 Pass breakups: 1, at Southern Miss, Sept 2, 2017



90

T.J. CARTER

DEFENSIVE END

6-4 • 280 • Sophomore-1L
Mableton, Ga.
(Whitefield Academy)

2017 - Sophomore

- Recorded two tackles in the season opener at Southern Miss and vs. EKU

Personal

- Major is pre-information communications

CARTER'S CAREER STATISTICS

Year	Pos.	G-GS	Tackles	TFL-Yds.	Sacks-Yds.	FC	QBH	PBU
2016	DE	11-0	11	0.5-0	0-0	0	0	1
2017	DE	2-0	4	0-0	0-0	0	0	0
Totals		13-0	15	0.5-0	0-0	0	0	1

CARTER'S 2017 GAME-BY-GAME

Opponent	Tackles	Sacks	TFL-Y	FC	QBH	PBU
at Southern Miss	2	0-0	0-0	0	0	0
vs. EKU	2	0-0	0-0	0	0	0
Totals	4	0-0	0-0	0	0	0

CARTER'S SINGLE-GAME HIGHS

Tackles: 3, Austin Peay, Oct 19, 2016 (1-2)
 Tackles for loss: 0.5, Austin Peay, Oct 19, 2016 (1-2)
 Pass breakups: 1, vs. Georgia Tech, Dec 31, 2016



87

C.J.
CONRAD

TIGHT END

6-5 • 245 • Junior-2L
LaGrange, Ohio (Keystone)

- John Mackey Award Preseason Watch List

2017 - Junior

- Has caught a touchdown pass in each of UK's first two games this season and has caught a touchdown pass in three of his last five games.
- Has seven career touchdown catches
- Leads the Wildcats in receiving with five receptions for 125 yards this season ... Averages 62.5 yards per reception
- First UK player with a receiving TD in each of the first two games of the season since La'Rod King in 2012
- First UK tight end with a receiving touchdown in consecutive games since Jacob Tamme on Nov. 24 and Dec. 31, 2007
- Caught two passes for 28 yards and a touchdown vs. EKU
- Caught three passes for 97 yards at Southern Miss
- Preseason All-SEC Third Team (Coaches)

Personal

- Brother, Austin, is a redshirt freshman defensive end (formerly a tight end) at Ohio
- Participated in a one-week service/educational trip with teammates Denzil Ware and Jordan Bonner to the Dominican Republic in May of 2017 where he interacted with residents of impoverished communities, visited an orphanage, constructed park benches in a sugar cane village, distributed food to the hungry and visited a nursing home and a daycare for special needs children
- Major is pre-communications

CONRAD'S CAREER STATISTICS

Year	Pos.	G-GS	Rec.	Yds.	Avg.	TD	Long
2015	TE	12-9	15	149	9.9	1	28
2016	TE	13-11	19	262	13.9	4	72
2017	TE	2-2	5	125	25.0	2	59
Totals		27-22	39	536	13.7	7	72

CONRAD'S 2017 GAME-BY-GAME

Opponent	Rec.	Yds.	TD	Long
at Southern Miss *	3	97	1	59
vs. EKU*	2	28	1	23
Totals	5	125	2	59

CONRAD'S SINGLE-GAME HIGHS

Receptions: 6, at Mississippi State, Oct 24, 2015
 Receiving yards: 133, New Mexico State, Sept 17, 2016 (5 receptions)
 Receiving TDs: 3, New Mexico State, Sept 17, 2016
 Long reception: 72, New Mexico State, Sept 17, 2016
 All-purpose yards: 133, New Mexico State, Sept 17, 2016



56

KASH
DANIEL

LINEBACKER

6-1 • 248 • Sophomore-1L
Paintsville, Ky. (Paintsville)

2017 - Sophomore

- Charted one tackle in the opener vs. Southern Miss

Personal

- Major is health promotions with a minor in communications

KA. DANIEL'S CAREER STATISTICS

Year	Pos.	G-GS	Tackles	TFL-Yds.	Sacks-Yds.	FR	QBH	PBU
2016	LB	13-0	19	0-0	0-0	0	0	0
2017	LB	2-0	1	0-0	0-0	0	0	0
Totals		15-0	20	0-0	0-0	0	0	0

KA. DANIEL'S 2017 GAME-BY-GAME

Opponent	Tackles	Sacks	TFL-Y	FC	QBH	Int.
at Southern Miss	1	0-0	0-0	0	0	0
vs. EKU	0	0-0	0-0	0	0	0
Totals	1	0-0	0-0	0	0	0

DANIEL'S SINGLE-GAME HIGHS

Tackles: 7, vs. Austin Peay, Nov 19, 2016 (2-5)



20

KENGERA
DANIEL

DEFENSIVE END

6-5 • 260 • Junior-2L
Raleigh, N.C. (Millbrook)

2017 - Junior

- Had a career-best two tackles in the opener at Southern Miss

Personal

- Name is pronounced "ken-JAIR-ah" (jair like hair with a "j" sound)
- Name is combination of his mom and dad's name
- Major is health promotions with a minor in communications

KEN. DANIEL'S CAREER STATISTICS

Year	Pos.	G-GS	Tackles	Sacks-Yds.	TFL-Yds.	FC	FR	PBU
2015	DE	3-0	1	0-0	0.0-0	0	0	0
2016	DE	8-0	3	0-0	0-0	0	0	0
2017	DE	2-0	2	0-0	0-0	0	0	0
Totals		13-0	6	0-0	0-0	0	0	0

KEN. DANIEL'S 2017 GAME-BY-GAME

Opponent	Tackles	Sacks	TFL-Y	FC	QBH	Int.
at Southern Miss	2	0	0	0	0	0
vs. EKU	0	0	0	0	0	0
Totals	2	0-0	0-0	0	0	0

KEN. DANIEL'S SINGLE-GAME HIGHS

Tackles: 2, at Southern Miss, Sept 2, 2017 (2-0)



7

MIKE
EDWARDS

SAFETY

6-0 • 200 • Junior-2L
Cincinnati, Ohio (Winton Woods)

- Jim Thorpe Preseason Watch List

2017 - Junior

- Sealed UK's win over EKU with a late interception in the fourth quarter
- The pick was his fifth career interception and first of the season
- Athlon Sports Preseason All-SEC Second Team
- Preseason All-SEC Third Team (Media)
- Preseason All-SEC Third Team (Coaches)
- Recorded four tackles at Southern Miss

Personal

- His nickname is "The Badger"
- Major is family sciences with a minor in criminology

EDWARDS' CAREER STATISTICS

Year	Pos.	G-GS	Tackles	Int.-Yds.	Sacks	TFL-Y	FC	FR	PBU
2015	S	12-5	39	1-20	0-0	2.0-4	1	0	2
2016	S	13-13	100	3-46	0.5-4	5.5-14	0	0	8
2017	S	2-2	6	1-0	0-0	0-0	0	0	0
Totals		27-20	145	5-66	0.5-4	7.5-18	1	0	10

EDWARDS' 2017 GAME-BY-GAME

Opponent	Tackles	Sacks	TFL-Y	FC	PBU	Int.
at Southern Miss *	4	0-0	0-0	0	0	0-0
vs. EKU*	2	0-0	0-0	0	0	1-0
Totals	6	0-0	0-0	0	0	0





EDWARDS' SINGLE-GAME HIGHS

Tackles: 13, vs Georgia, Nov 5, 2016 (4-9)
Tackles for loss: 1.0, 7x, last vs Georgia Tech, Dec 31, 2016 (2)
Fumbles forced: 1, at Vanderbilt, Nov 14, 2015
Pass breakups: 3, New Mexico State, Sept 17, 2016
Touchdowns: 1, Charlotte, Nov 21, 2015
All-purpose yards: 46, Austin Peay, Nov 19, 2016
Interceptions: 2, at Louisville, Nov 26, 2016
Long interception return: 46, Austin Peay, Nov 19, 2016



69

MATT ELAM

NOSEGUARD

6-7 • 360 • Senior-3L
Elizabethtown, Ky. (John Hardin)

2017 - Senior

- At Southern Miss, recorded four tackles, including a tackle for loss

Personal

- Major is communications

ELAM'S CAREER STATISTICS

Table with columns: Year, Pos., G-GS, Tackles, Sacks-Yds., TFL-Yds., FC, FR, PBU. Rows for 2014, 2015, 2016, 2017, and Totals.

ELAM'S 2017 GAME-BY-GAME

Table with columns: Opponent, Tkls., TFL-Y, Sacks-Y, FC, FR, Int., QBH. Rows for at Southern Miss, vs. EKU, and Totals.

ELAM'S SINGLE-GAME HIGHS

Tackles: 6, 2x, last vs. UL Lafayette, Sept 5, 2015
Tackles for loss: 1.0, at Southern Miss, Sept 2, 2016 (1.0-4)
Pass breakups: 1, 2x, last vs. Louisiana-Monroe, Oct 11, 2014



81

ISAIAH EPPS

WIDE RECEIVER

6-2 • 185 • Freshman-HS
Jenks, Okla. (Jenks)

2017 - Freshman

- One of seven true freshmen to see action in the season opener at Southern Miss
Caught a six-yard pass in the second quarter

Personal

- Older brother, Carson, and cousin, Denver Johnson are currently wide receivers at Iowa State
Major is psychology

EPPS' 2017 GAME-BY-GAME

Table with columns: Opponent, Rec., Yds., TD, Long. Rows for at Southern Miss, vs. EKU, and Totals.

EPPS' SINGLE-GAME HIGHS

Receptions: 1, at Southern Miss, Sept 2, 2017
Receiving yards: 6, at Southern Miss, Sept 2, 2017 (1 reception)
Receiving TDs: n/a
Long reception: 6, at Southern Miss, Sept 2, 2017



3

JORDAN GRIFFIN

CORNERBACK

6-0 • 186 • Sophomore-1L
Riverdale, Ga. (Jonesboro)

2017 - Sophomore

- Had two tackles and a PBU in the opener at Southern Miss
SEC First-year Academic Honor Roll (2016-17)

Personal

- Major is pre-integrated strategic communications

GRIFFIN'S CAREER STATISTICS

Table with columns: Year, Pos., G-GS, Tackles, TFL-Y, Int.-Yds., PBU, FR, FC, QBH. Rows for 2016, 2017, and Totals.

GRIFFIN'S 2017 GAME-BY-GAME

Table with columns: Opponent, Tackles, Sacks, TFL-Y, FR, FC, PBU, Int. Rows for at Southern Miss, vs. EKU, and Totals.

GRIFFIN'S SINGLE-GAME HIGHS

Tackles: 4, Austin Peay, Nov 19, 2016 (2-2)
Pass breakups: 1, at Southern Miss, Sept 2, 2017



9

GARRETT JOHNSON

WIDE RECEIVER

5-11 • 175 • Senior-3L
Winter Garden, Fla. (West Orange)

2017 - Senior

- Led the team in receptions with 39 for 585 yards and five touchdowns in 2016
Also led the team in 2015 with 694 receiving yards, collecting 46 catches for two touchdowns
Has caught a pass in 13 straight games, dating back to last season
Had two catches for 22 yards in the season opener at Southern Miss
Has 111 career receptions for 1,614 yards, ranking him eighth on UK's career receiving yards list ... Needs 47 more to tie Randall Cobb at No. 7 (1,661)
Has five career 100-yard receiving games

Personal

- His nickname is "Juice"
Major is communications

G. JOHNSON'S CAREER STATISTICS


Table with columns: Year, Pos., G-GS, Rec., Yds., Avg., TD, Long. Rows for 2014, 2015, 2016, 2017, and Totals.

G. JOHNSON'S 2017 GAME-BY-GAME

Table with columns: Opponent, Rec., Yds., TD, Long. Rows for at Southern Miss*, vs. EKU*, and Totals.

G. JOHNSON'S SINGLE-GAME HIGHS

Receptions: 9, Auburn, Oct 15, 2015
Receiving yards: 164, at Louisville, Nov 26, 2016 (5 receptions)
Receiving TDs: 2, three times, last at Louisville, Nov 26, 2016
Long reception: 75, at Louisville, Nov 26, 2016
All-purpose yards: 164, at Louisville, Nov 26, 2016



6

LONNIE
JOHNSON JR.

CORNERBACK

6-3 • 215 • Junior-JC
Gary, Ind. (Garden City CC/Gary West Side)

2017 - Junior

- Had a career-high four tackles in the season opener at Southern Miss
- Also had four tackles, one tackle for loss and one pass breakup vs. EKU
- Blocked an extra point by the Colonels, which was the first blocked kick of his UK career

Personal

- Major is community and leadership development

JOHNSON'S 2017 GAME-BY-GAME

Opponent	Tackles	Sacks	TFL-Y	FR	FC	PBU	Int.	Blks
at Southern Miss.	4	0-0	0-0	0	0	0	0	0
vs. EKU	4	0-0	1.0-2	0	0	1	0	1
Totals	4	0-0	0.0	0	0	0	0	1

JOHNSON'S SINGLE-GAME HIGHS

Tackles: 4, at Southern Miss, Sept 3, 2017 (4-0)
Blacks: 1, vs. EKU, Sept 9, 2017 (extra point)



15

STEPHEN
JOHNSON II

QUARTERBACK

6-2 • 185 • Senior-1L
Rancho Cucamonga, Calif.
(Los Osos/Grambling/
College of the Desert)

- Johnny Unitas Golden Arm Watch List

2017 - Senior

- UK is 10-4 with Johnson as primary QB, including 8-4 as the starter and 2-0 as the team's primary QB in a relief role
- Completed 11 of 20 passes for 176 yards and one touchdown in the season opener at Southern Miss
- First UK quarterback with a rushing touchdown and passing touchdown in a road game since Jalen Whitlow at South Carolina in 2013
- Has thrown or rushed for a touchdown in six straight games
- Is just the third UK quarterback since 1993 to win seven of his first career 10 regular-season starts ...

Other two players were Mike Hartline and Morgan Newton

- First UK quarterback with a rushing touchdown and passing touchdown in three consecutive games since Jared Lorenzen on Sept. 23, Sept. 30 and Oct. 7 in 2000
- Since 1985, Johnson is the first UK quarterback with a rushing touchdown and a passing touchdown in each of the team's first two games

Personal

- Suffered from Tourette Syndrome until the age of 13
- Major is agricultural economics with a minor in business

S. JOHNSON'S CAREER STATISTICS

Year	G-GS	Rush	Yds	TD	Comp.	Att.	Int.	Pct.	Yds.	TD	Long
2013*	2-0	0	0	0	0	0	0	0	0	0	0
2014*	9-9	40	91	1	59	105	4	56.2	723	6	75
2016	12-9	97	327	3	145	265	6	54.7	2037	13	75
2017	2-2	11	58	2	171	307	0	61.9	400	2	59
at UK	14-10	108	385	4	171	307	6	55.7	2437	15	75
Totals	25-20	148	476	9	230	412	10	55.8	3160	21	75

* at Grambling

S. JOHNSON'S 2017 GAME-BY-GAME

Opponent	Comp.-Att.-Int.	Yds.	TD	Long	Rush	Yards	TD
at Southern Miss*	11-20-0	176	1	14	5	10	1
vs. EKU*	15-22-0	224	1	43	6	53	1
Totals	11-20-0	176	1	14	5	10	1

S. JOHNSON'S SINGLE-GAME HIGHS

Pass attempts: 34, Georgia Tech, Dec 31, 2016
Pass completions: 19, Georgia Tech, Dec 31, 2016
Pass yards: 338, at Louisville, Nov 26, 2016
Pass TDs: 3, twice, last at Louisville, Nov 26, 2016
Long pass: 75, at Louisville, Nov 26, 2016
Total offense plays: 48, Georgia Tech, Dec 31, 2016 (14 rush, 34 pass)
Total offense yards: 421, at Louisville, Nov 26, 2016 (83 rush, 338 pass)
All-purpose yards: 83 at Louisville, Nov 26, 2016
Rushing Touchdowns: 1, four times, last at Southern Miss, Sept 3, 2017
Rush attempts: 14, Georgia Tech, Dec 31, 2016
Rush yards: 83 at Louisville, Nov 26, 2016 (8 carries)
Long rush: 75 at Tennessee, Nov 12, 2016



34

JORDAN
JONES

LINEBACKER

6-2 • 221 • Junior-2L
Youngstown, Ohio (Cardinal Mooney)

- Bednarik Award Watch List
- Bronko Nagurski Trophy Watch List

2017 - Junior

- Had eight tackles with 0.5 tackles for loss, one fumble forced, one pass breakup and one quarterback hurry in the win over EKU

- Third on the team in tackles with 13
- Forced two fumbles this season
- Athlon Sports Preseason All-SEC First Team
- Athlon Sports Preseason All-America Third Team
- Preseason All-SEC Third Team (Media)
- Preseason All-SEC Second Team (Coaches)
- Southern Pigskin All-SEC Preseason First Team
- Led the team and ranked third in the SEC in tackles per game with 8.4 (109 total) in 2016
- Led the SEC and ranked 16th nationally in solo tackles per game (5.7) in 2016
- Led the team with nine QB hurries in 2016
- Led the team and ranked sixth in the SEC in tackles for loss with 15.5 in 2016

Personal

- Major is community and leadership development

JONES' CAREER STATISTICS

Year	G-GS	Tackles	TFL-Yds.	Sacks-Yds.	PD	FF	FR	QBH
2015	8-0	10	0-0	0-0	0	0	1	0
2016	13-13	109	15.5-65	4.0-35	4	1	0	9
2017	2-1	13	0.5-2	0-0	1	1	0	1
Totals	23-14	132	16.0-67	4.0-35	5	2	1	10

JONES' 2017 GAME-BY-GAME

Opponent	Tkls.	TFL-Y	Sacks-Y	PBU	FF	FR	Int.	QBH
at Southern Miss*	5	0-0	0-0	0	0	0	0	0
vs. EKU	8	0.5-2	0-0	1	1	0	0	1
Totals	13	0.5-2	0-0	1	1	0	0	1

JONES' SINGLE-GAME HIGHS

Tackles: 19, Southern Miss, Sept 3, 2016 (13-6)
Sacks: 1.0, four times, last at Louisville, Nov 26, 2016 (12 yards)
Tackles for loss: 2.5, vs Georgia, Nov 5, 2016 (2.5-9)
Fumbles forced: 1, twice, last vs. EKU, Sept 9, 2017
Fumbles recovered: 1, at Vanderbilt, Nov 14, 2015
QB Hurries: 3, at Alabama, Oct 1, 2016



22

SIHIEM
KING

RUNNING BACK

5-9 • 172 • Junior-2L
Colquitt, Ga. (Colquitt County)

2017 - Junior

- Carried the ball nine times for 61 yards vs. EKU
- Totaled 96 all-purpose yards in the game
- Last year, King carried the ball just 11 times for 81 yards
- Had eight carries for 12 yards in the season opener at Southern Miss

Personal

- Name pronounced "sah-HEEM"
- His nickname is "Sifi"
- Major is community and leadership development
- Writes left-handed





KING'S CAREER STATISTICS

Year	G-GS	Att.	Yds.	Avg.	TD	LG	Rec.	Yds.	Avg.	TD	LG
2015	12-0	11	127	11.5	1	62	4	6	1.5	0	6
2016	13-0	11	81	7.4	1	24	3	14	4.7	0	11
2017	2-0	17	73	4.3	0	26	3	13	4.3	0	10
Totals	27-0	39	281	7.2	2	62	10	33	3.3	0	11

KING'S KOR CAREER STATISTICS

Year	KOR	Yds.	Avg.	TD	Long
2015	23	498	21.7	0	48
2016	10	213	21.3	0	27
2017	3	91	30.3	0	46
Totals	35	780	22.3	0	48

KING'S 2017 GAME-BY-GAME

Opponent	Att.	Yds.	TD	Rec.	Yds.	TD	KR	Yds	TD
at Southern Miss	8	12	0	0	0	0	2	69	0
vs. EKU	9	63	0	3	13	0	1	22	0
Totals	17	73	0	3	13	0	3	91	0

KING'S SINGLE-GAME HIGHS

Rush attempts: 6, at Tennessee, Nov 12, 2016
 Rush yards: 91, vs Charlotte, Nov 21, 2015 (5 carries)
 Rush TDs: n/a
 Long rush: 62, vs Charlotte, Nov 21, 2015
 Receptions: 3, vs EKU, Sept 9, 2017
 Receiving yards: 14, at Alabama, Oct 1, 2016
 Long reception: 11, at Alabama, Oct 1, 2016
 All-purpose yards: 118, at Louisville, Nov 26, 2016
 Kick returns: 6, at Louisville, Nov 26, 2016
 Kick return yards: 118, at Louisville, Nov 26, 2016 (6 returns)
 Long kick return: 48, vs. Missouri, Sept 26, 2015



59

**KORDELL
LOONEY**

DEFENSIVE TACKLE

**6-3 • 293 • Freshman-RS
Springfield, Ohio
(Springfield)**

2017 - Freshman - RS

- Had two tackles in the season opener vs. Southern Miss

Personal

- Major is undecided

LOONEY'S 2017 GAME-BY-GAME

Opponent	Tkls.	TFL-Y	Sacks-Y	PBU	FF	FR	Int.	QBH
at Southern Miss	2	0-0	0-0	0	0	0	0	0
vs. EKU			DNP					
Totals	2	0-0	0-0	0	0	0	0	0

LOONEY'S SINGLE-GAME HIGHS

Tackles: 2, at Southern Miss, Sept 2, 2017 (0-2)



51

**COURTNEY
LOVE**

LINEBACKER

**6-2 • 242 • Senior-1L
Youngstown, Ohio
(Cardinal Mooney/Nebraska)**

- Lott IMPACT Trophy Watch List
- Allstate AFCA Good Works Team Watch List
- Wuerffel Trophy Watch List

2017 - Senior

- Second on the team in tackles with 17
- Tied his career high with nine tackles, one for loss, and also had a fumble recovery in the season opener at Southern Miss
- Started in all 13 games and named a team captain in 12 games last season
- Ranked third on the team in tackles with 76 in 2016

Personal

- Graduated in May of 2017 with a degree in community and leadership development and is currently working on a second degree in communications
- Co-representative on UK football's Student-Athlete Advisory Committee (SAAC)

LOVE'S CAREER STATISTICS

Year	Pos.	G-GS	Tackles	TFL-Yds.	Sacks-Yds	QBH	FC	FR	PBU
2014*	LB	12-0	6	1.0-1	0-0	0	0	0	0
2016	LB	13-13	76	1.0-5	1.0-5	2	1	1	1
2017	LB	2-2	17	1.0-1	0.0	0	0	1	0
Totals	at UK	15-15	93	2.0-6	1.0-5	2	1	2	1
All*		27-15	99	3.0-7	1.0-5	2	1	2	1

LOVE'S 2017 GAME-BY-GAME

Opponent	Tackles	Sacks	TFL-Y	QBH	PBU	FF/FR	Int.
at Southern Miss *	9	0-0	1.0-1	0	0	0/1	0
vs. EKU*	8	0-0	0-0	0	0	0	0
Totals	17	0-0	1.0-5	0	0	0/1	0

LOVE'S SINGLE-GAME HIGHS

Tackles: 9, twice, last at Southern Miss, Sept 2, 2017 (4-5)
 Sacks: 1.0, at Alabama, Oct 1, 2016
 Tackles for loss: 1.0, twice, last at Southern Miss, Sept 2, 2017 (1.0-4)
 Fumbles Caused: 1, vs Georgia Tech, Dec. 31, 2016
 Fumbles recovered: 1, twice, last at Southern Miss, Sept 2, 2017
 QB Hurries: 1, twice, last vs Georgia Tech, Dec. 31, 2016



99

**AUSTIN
MacGINNIS**

KICKER

**5-10 • 185 • Senior-3L
Wedowee, Ala. (Prattville)**

- Lou Groza Award Watch List

2017 - Senior

- Snapped a streak of nine consecutive field goals made when he missed a 48-yarder vs. EKU, which tied the second longest stretch in program history
- Made a pair of potentially touchdown-saving tackles on long kickoff returns vs. EKU
- Has 272 career points and needs just 33 more to become UK's all-time leading scorer
- Athlon Sports Preseason All-SEC Fourth Team
- Preseason All-SEC Third Team (Coaches)

Personal

- Graduated in May of 2017 with a degree in finance and is currently working on a master's degree in business administration at UK's Gatton College of Business and Economics

MacGINNIS' CAREER STATISTICS

Year	FGM/FGA	PAT	Points	Long FG	TB
2014	21-27	41-41	104	54	25
2015	13-17	22-23	61	48	14
2016	16-19	44-45	92	51	24
2017	3-4	6-6	15	41	4
Totals	53-67	116-118	272	54	66

MacGINNIS' FIELD GOALS BY DISTANCE

Year	1-19	20-29	30-39	40-49	50+	Total	Long
2014	0-0	4-5	9-10	5-7	3-5	21-27	54
2015	0-0	5-5	4-5	4-6	0-1	13-17	48
2016	0-0	3-4	8-9	4-5	1-1	16-19	51
2017	0-0	0-0	2-2	1-2	0-0	3-4	41
Totals	0-0	12-14	23-26	14-20	4-7	53-67	54

MacGINNIS' SINGLE-GAME HIGHS

Points scored: 16, at Louisville, Nov 29, 2014
 Kick PATs: 8, twice, last vs. New Mexico State, Sept 17, 2016
 Points by kicking: 16, at Louisville, Nov 29, 2014
 Field goals made: 4, twice, last vs. Mississippi State, Oct 22, 2016
 Field goal attempts: 5, vs. Mississippi State, Oct 22, 2016
 Longest field goal: 54, at Tennessee, Nov 15, 2014**
 Kickoffs: 10, twice, last vs. New Mexico State, Sept 17, 2016
 Touchbacks: 7 vs. UT Martin, 2014
 Consecutive FG made: 11**
 Most points in season: 104, 2014**
 Most FG in a season: 21, 2014**
 Most XP in a season without miss: 41, 2014**
 Most Touchbacks in a season: 25, 2014**
 ** denotes school record



99

ADRIAN
MIDDLETON

DEFENSIVE TACKLE

6-3 • 275 • Junior-2L
Bowling Green, Ky. (South Warren)

2017 - Senior

- Had five tackles in the opener vs. Southern Miss
- Played in all 13 games in 2016, earning a starting nod in the final 12 games of the season

Personal

- Major is media arts and studies with a minor in digital media and design

MIDDLETON'S CAREER STATISTICS

Year	Pos.	G-GS	Tackles	TFL-Yds.	Sacks-Yds.	FC	FR	PBU
2015	DT	4-0	8	0-0	0-0	0	0	0
2016	DT	13-12	35	5.5-13	0-0	0	0	0
2017	DT	2-2	5	0-0	0-0	0	0	0
Totals	DT	19-14	48	5.5-13	0-0	0	0	0

MIDDLETON'S 2017 GAME-BY-GAME

Opponent	Tkls.	TFL-Y	Sacks-Y	PBU	FF	FR	Int.	QBH
at Southern Miss*	5	0-0	0-0	0	0	0	0	0
vs. EKU*	0	0-0	0-0	0	0	0	0	0
Totals	5	0-0	0-0	0	0	0	0	0

MIDDLETON'S SINGLE-GAME HIGHS

Tackles: 6, at Louisville, Nov 26, 2016 (3-3)
Tackles for loss: 1.5, at Tennessee, Nov 12, 2016



93

MATT
PANTON

KICKER/PUNTER

6-4 • 230 • Senior-TR
Melbourne, Australia
(Melbourne Grammar School/Columbia)

2017 - Senior

- Averaging 41.0 yards per punt on the season
- Averaged 42 yards per punt, including five inside the 20-yard line, two of which were downed at the one-yard line at Southern Miss in the season opener
- Transferred to Kentucky after playing two seasons at Columbia University in New York City

Personal

- Was a member of Columbia's heavyweight rowing program and Sigma Chi Fraternity
- Experienced Australian Rules Football player
- Graduated with a degree in psychology from Columbia in 2017 and is currently working on a master's degree in business administration at UK's Gatton College of Business and Economics

PANTON'S 2017 GAME-BY-GAME

Opponent	Punts	Yds.	Avg.	Long	Inside 20
vs. Southern Miss*	9	378	42.0	50	5
Totals	9	378	42.0	50	5

PANTON'S SINGLE-GAME HIGHS

Punts: 9, at Southern Miss, Sept 2, 2017
Single-game Avg: 42.0, at Southern Miss, Sept 2, 2017
Long: 50, at Southern Miss, Sept 2, 2017

PANTON'S CAREER STATISTICS

Year	G	Punts	Yds.	Avg.	TBs	FC	Inside 20	Long	50+
2015*	9	19	667	35.1	1	9	12	54	33
2016*	10	42	1,073	40.5	4	13	29	70	29
2017	1	9	378	42.0			5	50	5
Totals	58	58	39.2				61	10	



4

JOSHUA
PASCHAL

OUTSIDE LINEBACKER

6-3 • 270 • Freshman-HS
Olney, Md. (Our Lady of Good Counsel)

2017 - Freshman

- One of seven true freshmen to see action in the season opener
- Had a tackle for a 3-yard loss in the win at Southern Miss
- Athlon Sports Preseason SEC All-Freshman Third Team

Personal

- Older brother, Travaughn, was a linebacker for the Wildcats from 2011-14
- Major is undecided

PASCHAL'S 2017 GAME-BY-GAME

Opponent	Tkls.	TFL-Y	Sacks-Y	PBU	FF	FR	Int.	QBH
at Southern Miss	1	1.0-3	0-0	0	0	0	0	0
vs. EKU	0	0-0	0-0	0	0	0	0	0
Totals	1	1.0-3	0-0	0	0	0	0	0



77

NAQUEZ
PRINGLE

DEFENSIVE TACKLE

6-3 • 320 • Senior-1L
Georgetown, S.C.
(Carvers Bay/Itawamba CC)

2017 - Senior

- Started in five games in 2016
- Had three tackles, including one for loss vs. EKU

Personal

- Major is community leadership and development

PRINGLE'S CAREER STATISTICS

Year	Pos.	G-GS	Tackles	Sacks-Yds.	TFL-Yds.	FC	FR	PBU
2016	NG	12-5	39	1.0-6	2.0-7	0	0	0
2017	NG	2-2	4	0-0	0.5-1	0	0	0
Totals	NG	14-7	43	1.0-6	2.5-8	0	0	0

PRINGLE'S 2017 GAME-BY-GAME

Opponent	Tkls.	TFL-Y	Sacks-Y	PBU	FF	FR	Int.	QBH
at Southern Miss*	1	0-0	0-0	0	0	0	0	0
vs. EKU*	3	0.5-1	0-0	0	0	0	0	0
Totals	4	0.5-1	0-0	0	0	0	0	0

PRINGLE'S SINGLE-GAME HIGHS

Tackles: 6, vs. Georgia Tech, Dec. 31, 2016 (4-2)
Sacks: 0.5, twice, last at Louisville, Nov. 26, 2016 (1.0-5)
Tackles for loss: 1.0, at Florida, Sept '19, 2016 (1.0-1)



5

KENDALL
RANDOLPH

CORNERBACK

6-0 • 183 • Senior-3L
Tallahassee, Fla. (Lincoln)

2017 - Senior

- Had four tackles in the season opener vs. Southern Miss
- Earned first career start vs. EKU

Personal

- Major is communications





RANDOLPH'S CAREER STATISTICS

Year	Pos.	G-GS	Tackles	Int.-Yds.	PBU	FR	FC	QBH
2014	CB	12-0	16	0-0	1	1	1	3
2015	CB	9-0	11	0-0	1	1	0	0
2016	CB	11-0	15	0-0	0	0	0	0
2017	CB	2-1	5	0-0	0	0	0	0
Totals		34-1	47	0-0	2	2	1	3

RANDOLPH'S 2017 GAME-BY-GAME

Opponent	Tkls.	TFL-Yds.	Sacks	PBU	FR	FF	QBH
at Southern Miss	4	0-0	0-0	0	0	0	0
vs. EKU*	1	0-0	0-0	0	0	0	0
Totals	5	0-0	0-0	0	0	0	0

RANDOLPH'S SINGLE-GAME HIGHS

Tackles: 5, New Mexico State, Sept 17, 2016 (1-4)
Sacks: 1.0, Mississippi State, Oct 25, 2014 (1-0)
Tackles for loss: 1.0, 3x, last vs. New Mexico State, Sept 17, 2016 (1-3)
Fumbles forced: 1, UT Martin, Aug 30, 2014
Fumbles recovered: 1, twice, last at Georgia, Nov 7, 2015
Pass breakups: 1, twice, last at Vanderbilt, Nov 14, 2015



11

TAVIN RICHARDSON

WIDE RECEIVER

6-3 • 214 • Sophomore-1L
Greer, S.C. (Byrnes)

2017 - Sophomore

- Had two catches for 10 yards in the win over EKU

Personal

- Name pronounced "TAY-vin"
- Major is community leadership and development

RICHARDSON'S CAREER STATISTICS

Year	Pos.	G-GS	Rec.	Yds.	Avg.	TD	Long
2016	WR	13-5	9	160	17.8	0	41
2017	WR	2-0	3	15	5.0	0	14
Totals		15-5	12	175	11.7	0	41

RICHARDSON'S 2017 GAME-BY-GAME

Opponent	Rec.	Yds.	TD	Long
at Southern Miss	1	5	0	5
vs. EKU	2	10	0	14
Totals	3	15	0	14

RICHARDSON'S SINGLE-GAME HIGHS

Receptions: 2, twice, last vs. EKU, Sept 9, 2017
Receiving yards: 74, Southern Miss, Sept 3, 2016 (2 receptions)
Long reception: 41, Southern Miss, Sept 3, 2016
All-purpose yards: 74, Southern Miss, Sept 3, 2016



9

DAVONTE ROBINSON

CORNERBACK

6-2 • 187 • Freshman-RS
Lexington, Ky.
(Henry Clay)

2017 - Freshman-RS


- Had two tackles in the season opener

Personal

- Major is pre-integrated strategic communications

ROBINSON'S 2017 GAME-BY-GAME

Opponent	Tkls.	TFL-Yds.	Sacks	PBU	FR	FF	QBH
at Southern Miss	3	0-0	0-0	0	0	0	0
vs. EKU	0	0-0	0-0	0	0	0	0
Totals	3	0-0	0-0	0	0	0	0



10

ASIM "A.J." ROSE

RUNNING BACK

6-1 • 200 • Freshman-RS
Cleveland, Ohio
(Garfield Heights)

2017 - RS Freshman

- Was hampered by an ankle injury in fall camp
- Recorded his first carry in the EKU game

ROSE'S 2017 GAME-BY-GAME

Opponent	Att.	Yds.	TD	Long	Rec.	Yds.	TD	Long
at Southern Miss*	0	0	0	0	0	0	0	0
vs. EKU*	1	2	0	0	0	0	0	0
Totals	1	2	0	0	0	0	0	0



19

KAYAUNE ROSS

WIDE RECEIVER

6-6 • 225 • Senior-SQ
West Chester, Ohio
(Lakota West/Phoenix College)

2016 - Junior

- Had one catch for eight yards vs. Southern Miss
- Dean's List (Spring 2017)
- SEC First-year Academic Honor Roll (2016-17)

Personal

- Pronounced KAY-waun
- Major is community and leadership development

ROSS' CAREER STATISTICS

Year	Pos.	G-GS	Rec.	Yds.	Avg.	TD	Long
2016	WR	6-0	2	10	5.0	1	9
2017	WR	2-2	1	8	8.0	0	8
Totals		8-2	3	18	6.0	1	9

ROSS' 2017 GAME-BY-GAME

Opponent	Rec.	Yds.	TD	Long
at Southern Miss*	1	8	0	8
vs. EKU*	0	0	0	0
Totals	1	8	0	8

ROSS' SINGLE-GAME HIGHS

Receptions: 1, three times, last at Southern Miss, Sept 2, 2017
Receiving yards: 9, Southern Miss, Sept 3, 2016 (1 reception)
Receiving TDs: 1, Southern Miss, Sept 3, 2016
Long reception: 9, Southern Miss, Sept 3, 2016
All-purpose yards: 9, Southern Miss, Sept 3, 2016



26

BENJAMIN SNELL JR.

RUNNING BACK

5-11 • 223 • Sophomore-1L
Westerville, Ohio
(Westerville Central)

- Maxwell Award Watch List
- Doak Walker Award Watch List

2017 - Sophomore

- Rushed a game-high 19 times for a game-high 103 yards vs. EKU, including 16 rushes for 100 yards and a touchdown in the second half



- Now has 1,261 career rushing yards which ranks him 28th all-time in program history ... Needs three more yards to move up to No. 27 with Chris Hill (1975-78) and 36 to jump two spots to No. 26 with Don Phelps (1946-49).
- Has six career 100-yard rushing games
- Also led the rushing attack against Southern Miss with 20 carries for 67 yards
- Set six UK freshman records in 2016, including most rushing TDs in a game (4), most rushing yards by a freshman (1,091), most rushing TDs by a freshman (13), most total TDs by a freshman (13), most 100-yard rushing games (5) and most rushing yards by a freshman in a single game (192)
- Athlon Sports Preseason All-SEC Third Team
- Preseason All-SEC Third Team (Coaches)

Personal

- Major is pre-media arts studies

SNELL'S CAREER STATISTICS											
Year	G-GS	Att.	Yds.	Avg.	TD	LG	Rec.	Yds.	Avg.	TD	LG
2016	13-1	186	1,091	5.9	13	48	2	39	19.5	0	28
2017	2-2	39	170	4.4	1	25	3	18	6.0	0	13
Totals	15-3	225	1,261	5.6	14	48	5	57	11.4	0	28

SNELL'S 2017 GAME-BY-GAME									
Opponent	Att.	Yds.	TD	Long	Rec.	Yds.	TD	Long	
at Southern Miss*	20	67	0	10	1	13	0	13	
vs. ECU*	19	105	1	25	2	5	0	4	
Totals	39	170	1	25	3	18	0	13	

SNELL'S SINGLE-GAME HIGHS									
Rush attempts: 38, at Missouri, Oct 29, 2016									
Rush yards: 192, at Missouri, Oct 29, 2016 (38 carries)									
Rush TDs: 4, vs New Mexico State, Sept 17, 2016									
Long rush: 48, vs Austin Peay, Nov 21, 2016									
Receptions: 1, three times, last at Southern Miss, Sept 2, 2017									
Receiving yards: 28, at Louisville, Nov 26, 2016									
Long reception: 28, at Louisville, Nov 26, 2016									
Total offense yards: 192, at Missouri, Oct 29, 2016 (192 rush, 0 pass)									
All-purpose yards: 192, at Missouri, Oct 29, 2016 (192 rush, 0 pass)									
Kick returns: 2, Tennessee, Nov 12, 2016									
Kick return yards: 35, Tennessee, Nov 12, 2016 (2 returns)									
Long kick return: 32, South Carolina, Sept 24, 2016									



91

CALVIN TAYLOR JR.

DEFENSIVE END

6-9 • 305 • Sophomore-SQ
Augusta, Ga. (Augusta Christian)

2017 - Sophomore

- Recorded a career-high four tackles in the win over Southern Miss

Personal

- Major is agricultural economics

TAYLOR'S CAREER STATISTICS								
Year	Pos.	G-GS	Tackles	Sacks-Yds.	TFL-Yds.	FC	FR	PBU
2016	DE	4-0	1	0-0	0-0	0	0	0
2017	DE	2-0	4	0-0	0-0	0	0	0
Totals		6-0	4	0-0	0-0	0	0	0

TAYLOR'S 2017 GAME-BY-GAME								
Opponent	Tkls.	TFL-Y	Sacks-Y	PBU	FF	FR	Int.	QBH
at Southern Miss	4	0	0	0	0	0	0	0
vs. ECU	0	0	0	0	0	0	0	0
Totals	4	0	0	0	0	0	0	0

TAYLOR'S SINGLE-GAME HIGHS									
Tackles: 4, at Southern Miss, Sept 2, 2017 (1-3)									



18

CLEVAN THOMAS JR.

WIDE RECEIVER

5-11 • 205 • Freshman-HS
Miami, Fla. (Charles W. Flanagan)


2017 - Freshman

- One of seven true freshmen to see action in the opening game
- Had one catch for four yards vs. Southern Miss
- Graduated a semester early and enrolled at Kentucky in January of 2017

Personal

- Name is pronounced "cle-VAN"
- Major is pre-integrated strategic communications

THOMAS' 2017 GAME-BY-GAME				
Opponent	Rec.	Yds.	TD	Long
at Southern Miss	1	4	0	4
vs. ECU	0	0	0	0
Totals	1	4	0	4



88

CHARLES WALKER

WIDE RECEIVER

5-11 • 203 • Senior-3L
Louisville, Ky. (St. Xavier)

2017 - Senior

- Former walk-on who earned a scholarship during the 2016 preseason camp
- Two-time SEC Academic Honor Roll member
- Dean's List (Spring 2016, Fall 2016)

Personal

- His nickname is "Chuck"
- Major is finance and marketing

C. WALKER'S CAREER STATISTICS											
Year	G-GS	Rec.	Yds.	Avg.	TD	LG	PR	Yds.	Avg.	TD	LG
2014	12-0	1	4	4.0	0	4	0	0	0	0	0
2015	12-1	5	61	12.2	0	20	3	22	7.3	0	11
2016	13-0	4	34	8.5	0	12	15	117	7.8	1	65
2017	2-2	3	59	19.7	0	27	1	-1	-1.0	0	0
Totals	39-3	13	158	12.2	0	27	19	138	7.3	1	65

C. WALKER'S 2017 GAME-BY-GAME											
Opponent	Rec.	Yds.	Avg.	TD	LG	PR	Yds.	Avg.	TD	LG	
at Southern Miss*	1	21	21.0	0	21	0	0	0	0	0	0
vs. ECU*	2	38	19.0	0	27	1	-1	-1.0	0	0	0
Totals	3	59	19.7	0	27	1	-1	-1.0	0	0	0

C. WALKER'S SINGLE-GAME HIGHS									
Receptions: 1, 11 times, last at Southern Miss, Sept 2, 2017									
Receiving yards: 21, at Southern Miss, Sept 2, 2017 (1 reception)									
Long reception: 21, at Southern Miss, Sept 2, 2017									
All-purpose yards: 101, New Mexico State, Sept 17, 2016									
Punt returns: 5, New Mexico State, Sept 17, 2016									
Punt return yards: 101, New Mexico State, Sept 17, 2016									
Long punt return: 65, New Mexico State, Sept 17, 2016									
Tackles: 3, at Georgia, Nov 7, 2015 (2-1)									



16

MARCUS WALKER

SAFETY

6-1 • 212 • Sophomore-1L
Lake Wales, Fla. (Lake Wales)

2017 - Sophomore

- Had one tackle in the opener vs. Southern Miss





Personal

- Major is communications

M. WALKER'S CAREER STATISTICS

Year	Pos.	G-GS	Tackles	TFL-Yds.	Sacks-Yds.	FC	FR	PBU
2016	S	9-0	12	0.0	0.0	0	0	0
2017	S	2-0	1	0-0	0-0	0	0	0
Totals		11-0	13	0.0	0.0	0	0	0

M. WALKER'S 2017 GAME-BY-GAME

Opponent	Tkls.	TFL-Yds.	Sacks-Yds.	FC	FR	Int.	QBH
at Southern Miss	1	0.0	0.0	0	0	0	0
vs. EKU	0	0.0	0.0	0	0	0	0
Totals	1	0.0-0	0.0	0	0	0	0

M. WALKER'S SINGLE-GAME HIGHS

Tackles: 7, Austin Peay, Nov 19, 2016 (3-4)



35

DENZIL WARE

DEFENSIVE END/LB

6-2 • 245 • Junior-2L
Opp, Ala. (Senior)

2017 - Junior

- Has started in 26 of 27 career games played, including 21 consecutive
- Named SEC Defensive Lineman of the Week after finishing with two tackles, a tackle for loss, a sack, a forced fumble and two fumble recoveries vs. Southern Miss
- Late in the third quarter, Darius West made a jolting tackle that caused a fumble, which Ware scooped and scored from 20 yards out
- Marked his first collegiate touchdown but his second collegiate score ... Also had a fumble return for a 2-point defensive PAT at South Carolina in 2015
- Also recovered a fumble in the first quarter that set up UK's first touchdown
- Also caused a fumble
- Finished with three tackles, featuring 1.5 for loss (-11 yards) and a 10-yard quarterback sack
- Athlon Sports Preseason All-SEC Third Team
- Preseason All-SEC Second Team (Media)
- Preseason All-SEC Second Team (Coaches)

Personal

- Major is community and leadership development
- Participated in a one-week service/educational trip with teammates Jordan Bonner and C.J. Conrad to the Dominican Republic in May of 2017 where he interacted with residents of impoverished communities, visited an orphanage, constructed park benches in a sugar cane village, distributed

WARE'S CAREER STATISTICS

Year	Pos.	G-GS	Tackles	TFL-Yds.	Sacks-Yds.	FC	FR	QBH
2015	DE/LB	12-11	39	5.5-13	1.0-4	1	1	2
2016	DE/LB	13-13	70	12.0-75	5.5-61	0	0	5
2017	DE/LB	2-2	2	1.0-10	1.0-10	1	2-20	0
Totals		27-26	111	18.5-98	7.5-75	2	3-20	7

WARE'S 2017 GAME-BY-GAME

Opponent	Tkls.	TFL-Yds.	Sacks-Yds.	FC	FR	Int.	QBH
at Southern Miss *	2	1.0-10	1.0-10	1	2	0	0
vs. EKU*	0	0-0	0-0	0	0	0	0
Totals	2	1.0-10	1.0-10	1	2	0	0

WARE'S SINGLE-GAME HIGHS

Tackles: 9, twice, last vs Georgia Tech, Dec 31, 2016
 Sacks: 2.0, South Carolina, Sept 24, 2016
 Tackles for loss: 2.5, twice, last at Tennessee, Nov 12, 2016
 Fumbles forced: 1, Florida, Sept 19, 2015
 Fumbles recovered: 2, at Southern Miss, Sept 2, 2017 (20 yds)



25

DARIUS WEST

SAFETY

6-0 • 210 • Junior-2L
Lima, Ohio (Central Catholic)

2017 - Junior

- Led the Wildcats in tackles with a career-high 11 stops vs. EKU
- In addition to causing a fumble at Southern Miss, he also made seven tackles, including one for loss

Personal

- Has a son, Keon J. West
- Majoring in community and leadership development

WEST'S CAREER STATISTICS

Year	Pos.	G-GS	Tackles	TFL-Y	Int.-Yds.	PBU	FR	FC
2015	S	10-0	17	0	0-0	0	0	0
2016	S				DNP			
2017	S	2-1	18	1.5-6	0-0	0	0	1
Totals		12-1	35	1.5-6	0-0	0	0	1

WEST'S 2017 GAME-BY-GAME

Opponent	Tackles	Sacks	TFL-Y	FC	PBU	Int.	QBH
at Southern Miss *	7	0-0	1.5-6	1	0	0	0
vs. EKU	11	0-0	0-0	0	0	0	0
Totals	18	0-0	1.5-6	1	0	0	0

WEST'S SINGLE-GAME HIGHS

Tackles: 11, vs. EKU, Sept 9, 2017
 Tackles for loss: 1.5, twice, last at Southern Miss, Sept 2, 2017
 Fumbles forced: 1, at Southern Miss, Sept 2, 2017



21

CHRIS WESTRY

CORNERBACK

6-4 • 195 • Junior-2L
Orange Park, Fla. (Oakleaf)

2017 - Junior

- Has started all 27 games of his career at Kentucky
- Posted four tackles vs. EKU
- Had two tackles in the opener vs. Southern Miss, along with one forced fumble
- Has three career interceptions

Personal

- Major is pre-media arts studies with a minor in digital media and design

WESTRY'S CAREER STATISTICS

Year	Pos.	G-GS	Tackles	Int.-Yds.	TFL	PBU	FR	FC	QBH
2015	CB	12-12	36	2-3	1.5-9	8	0	0	1
2016	CB	13-13	43	1-0	0.5-1	3	1	0	0
2017	CB	2-2	6	0-0	0-0	0	0	1	0
Totals		27-27	85	3-3	2.0-10	11	1	1	1

WESTRY'S 2017 GAME-BY-GAME

Opponent	Tackles	Sacks	TFL-Y	FC/FR	PBU	Int.	QBH
at Southern Miss *	2	0-0	0-0	1/0	0	0	0
vs. EKU*	4	0-0	0-0	0/0	0	0	0
Totals	2	0-0	0.0	1/0	0	0	0

WESTRY'S SINGLE-GAME HIGHS

Interceptions: 1, three times, last vs Austin Peay, Nov 19, 2016
 Long interception return: 3, at South Carolina, Sept 12, 2015
 Tackles: 7, vs. Mississippi State, Oct 22, 2016
 Sacks: 1.0, at South Carolina, Sept 12, 2015 (1-0)
 Tackles for loss: 1.0, at South Carolina, Sept 12, 2015 (1-0)
 Pass breakups: 2, twice, last vs New Mexico State, Sept 17, 2016
 Forced fumble: 1, at Southern Miss, Sept 2, 2017



1

KENTUCKY 24, SOUTHERN MISS 17
SEPT. 2, 2017 • HATTIESBURG, MISS.
M.M. ROBERTS STADIUM (22,761)



Stephen Johnson threw for 176 yards and a touchdown and Kentucky's defense recovered two crucial fumbles in the second half to lead the Wildcats over Southern Mississippi 24-17.

Kentucky was clinging to a 17-10 lead in the third quarter when Darius West slammed his helmet into Southern Miss quarterback Kwadra Griggs' arm, forcing a fumble that Denzil Ware scooped up and ran 20 yards for the touchdown.

Then with the Wildcats leading 24-17 in the fourth quarter, the Kentucky defense killed another Southern Miss drive when Chris Westry forced a fumble that was recovered by Courtney Love at midfield.

It wasn't a great day for the Kentucky offense, but coach Mark Stoops refused to do too much complaining. "It was a thing of beauty to me," Stoops said. "I know a lot of people are going to have their own opin-

ions, but I loved it."

Kentucky's offense had some success during the first half over the middle of the field on two pass plays from Johnson to tight end C.J. Conrad. The second completion was a 23-yard touchdown that put the Wildcats ahead 14-3 midway through the second quarter.

Johnson completed 11 of 20 passes and had no interceptions. Benny Snell led the Wildcats with 67 yards rushing.

"As a whole team, we can fight for 60 minutes," Johnson said. "If the offense isn't doing too well or the special teams isn't doing well, the defense can pick us up, which they did today."

The Southern Miss offense improved significantly in the second half when Griggs replaced Keon Howard at quarterback. Griggs hit Corey Robertson for two touchdowns -- one in the third quarter and another in the fourth. The second pulled the Golden Eagles within 24-17 with 12:42 remaining.

Griggs finished with 222 yards passing and two touchdowns, all in the second half.

Scoring Summary

UK	0	14	10	0	-	24
USM	0	3	7	7	-	17

2nd

14:54 UK - Stephen Johnson 8 yd run (A. MacGinnis kick), 3-14 1:16 7 - 0
 08:21 USM - SHAUNFIELD, P. 22 yd field goal, 14-82 6:29 7 - 3
 07:01 UK - C.J. Conrad 23 yd pass from Stephen Johnson (A. MacGinnis kick), 3-37 1:09 14 - 3

3rd

10:40 USM - ROBERTSON, K. 42 yd pass from GRIGGS, Kwadra (SHAUNFIELD, P. kick), 6-85 2:12 14 - 10
 02:03 UK - A. MacGinnis 41 yd field goal, 7-31 3:27 17 - 10
 00:49 UK - Denzil Ware 20 yd fumble recovery (A. MacGinnis kick) 24 - 10

4th

12:42 USM - ROBERTSON, K. 26 yd pass from GRIGGS, Kwadra (SHAUNFIELD, P. kick), 11-75 3:07 24 - 17

Team Statistics

	UK	USM
First Downs	12	19
Rush Att./Net Rush	35/78	38/55
Passing C/A/I	11/20/0	22/40/0
Offensive Plays	55	78
Total Offense	254	364
Fumbles/Lost	1/1	4/3
Penalties/Yards	8/60	8/69
Punts/Average	9/42.0	6/34.5
Third-Down Conv.	3 of 13	4 of 17
Time of Possession	29:01	30:59

Individual Statistics

Rushing (Att.-Yd.-TD)
 USM - Smith 16-37, Howard 10-18, Daniels 3-3, Adams 1-2, Bourgeois 1- (-1), Griggs 7-(-4)
 UK - Snell 20-67, King 8-12, S. Johnson 5-10-1

Passing (COMP-ATT-INT-YARDS-TD)

USM - Griggs 15-26-0-222-2, Howard 7-14-0-87-0
 UK - Johnson 11-20-0-176-1

Receiving (REC-YARDS-TD)

USM - Smith 9-78, Robertson 7-111-2, Watkins 4-103-0, Jones 2-17
 UK - Conrad 3-97-1, G. Johnson 2-22, C. Walker 1-21, Snell 1-13, Ross 1-8, Epps 1-6, Richardson 1-5, Thomas 1-4

Tackles

USM - Moore 8, Boothe 7
 UK - Love 9, West 6, Allen 5, Jones 5, Middleton 5

2

KENTUCKY 27, EASTERN KENTUCKY 16
SEPT. 9, 2017 • LEXINGTON, KY.
KROGER FIELD (54,868)



Kentucky's upside while digging out of yet another double-digit hole against Eastern Kentucky was having time to get things right.

The Cats took nothing for granted though, and rallied with an urgency that helped them finish better than they started and remain unbeaten despite their flaws.

"We could've done much better at the beginning of the game, but we picked it up eventually," said quarterback Stephen Johnson, who played perhaps the most critical role in the Wildcats' 27-16 win over the FCS Colonels on Saturday after trailing 13-3 in the second quarter.

Nearly two years after rallying late to eventually beat EKU 34-27 in overtime, Johnson and Kentucky (2-0) certainly had their work cut for them overcoming ineffective play on both sides of the ball.

Johnson threw a 23-yard touchdown pass to C.J. Conrad for Kentucky's first touchdown before spinning and tip-toeing along the right sideline for the final TD in the fourth quarter. In between was Benny Snell, Jr.'s 25-yard TD run late in the third for a 17-16 lead, a play set up by Johnson's 43-yard completion to Blake Bone.

Johnson - who was briefly replaced by Drew Barker in the second quarter in what he and coach Mark Stoops said was a planned substitution -- finished 15 of 22 passing for 224 yards and rushed for 48 yards. He improved to 10-4 as Kentucky's QB and 8-4 as the starter.

Snell returned from bruising his ribs early on to rush for 103 yards on 19 carries, a big improvement from his 67-yard debut last week at Southern Miss.

Kentucky's defense meanwhile stalled the Colonels (0-2) with two second-half takeaways, the last of which was Mike Edwards' interception of Tim Boyle with 4:13 remaining that shut the door.

The Wildcats outgained EKU 436-318 in their home opener and scored the game's final 17 points. Most important, they showed signs of the team that's expected to build on last year's bowl appearance.

It was better late than never, which coach Mark Stoops will take. "We're 2-0. That feels very good," the coach said. "The nice thing is that we know, and our players know, there are a lot of things we need to improve on. And they'll do that. We'll get better."

Scoring Summary

EKU	7	6	3	0	-	16
UK	3	7	7	10	-	27

1st

10:31 UK - A. MacGinnis 39 yd field goal, 9-49 4:29 0 - 3
 06:22 EKU - MARKUSH, Ryan 7 yd pass from BOYLE, Tim (WILLIAMS, Lucas kick), 9-75 4:09 7 - 3

2nd

05:44 EKU - SCOTT, LJ 7 yd run (WILLIAMS, Lucas kick blockd), 12-66 6:39 13 - 3
 01:28 UK - C.J. Conrad 23 yd pass from Stephen Johnson (A. MacGinnis kick), 5-75 0:58 13 - 10

3rd

04:08 EKU - WILLIAMS, Lucas 31 yd field goal, 11-64 3:43 16 - 10
 02:57 UK - Benny Snell 25 yd run (A. MacGinnis kick), 3-75 1:11 16 - 17

4th

10:09 UK - Stephen Johnson 21 yd run (A. MacGinnis kick), 9-85 4:02 16 - 24
 00:23 UK - A. MacGinnis 39 yd field goal, 7-13 3:50 16 - 27

Team Statistics

	EKU	UK
First Downs	17	22
Rush Att./Net Rush	20/62	39/207
Passing C/A/I	31/43/1	16/24/0
Offensive Plays	63	63
Total Offense	318	436
Fumbles/Lost	1/1	0/0
Penalties/Yards	11/90	6/60
Punts/Average	5/41.0	4/38.8
Third-Down Conv.	6 of 14	6 of 13
Time of Possession	28:32	31:28

Individual Statistics

Rushing (Att.-Yd.-TD)
 EKU - Scott 9-40, Lewis 4-23, Booth 2-4, McCleskey 1-2, Boyle 4-(-7)
 UK - Snell 19-103, King 9-61, S. Johnson 6-48, G. Johnson 1-11, A.J. Rose 1-2

Passing (COMP-ATT-INT-YARDS-TD)

EKU - Boyle 24-35-1-202-1, Scott 7-8-0-54-0
 UK - Johnson 15-22-0-224-1, Barker 1-2-0-5-0

Receiving (REC-YARDS-TD)

EKU - Markush 10-98-1, Creamer 8-82, McCleskey 4-31, Paul 3-6, Scott 2-20, Carter 2-6, Schmerber 1-5, Cabrera 1-(-2)
 UK - Bone 3-93, King 3-13, G. Johnson 2-42, Walker 2-38, Conrad 2-28-1, Richardson 2-10, Snell 2-5

Tackles

EKU - Grace 15, Canady 13
 UK - West 11, Allen 8, Baity 8, Jones 8, Love 8

2017 GAME-BY-GAME STARTERS

OFFENSIVE STARTERS

	<u>TE/WR</u>	<u>LT</u>	<u>LG</u>	<u>C</u>	<u>RG</u>	<u>RT</u>	<u>WR</u>	<u>WR</u>	<u>WR</u>	<u>RB</u>	<u>QB</u>
Southern Miss	Conrad	Meadows	Stenberg	Stallings	Haynes	Asafo-Adjei	Ross	Walker	G. Johnson	Snell	S. Johnson
Eastern Kentucky	Conrad	Young	Stenberg	Haynes	Asafo-Adjei	Meadows	Ross	Walker	G. Johnson	Snell	S. Johnson

DEFENSIVE STARTERS

	<u>DE</u>	<u>DE/NICK</u>	<u>NG</u>	<u>DT</u>	<u>SLB</u>	<u>WLB</u>	<u>MLB</u>	<u>CB</u>	<u>SS</u>	<u>FS</u>	<u>CB</u>
Southern Miss	Carter	Ware	Pringle	Middleton	Allen	Jones	Love	Baity	Edwards	West	Westry
Eastern Kentucky	Carter	Randolph	Pringle	Middleton	Allen	E. Brown	Love	Baity	Edwards	D. Robinson	Westry



2017 Game-by-Game Stats

Game	Score	First Downs	Time of Poss.	Rushing (No-Yds-TD)	Passing (Cmp-Att-Int-Yds-TD)	Total Offense (Plays-Yds-TD)	3rd Down Conv.	Fumbles-Lost
KENTUCKY	24	12	29:01	35-78-1	11-20-0-176-1	55-254-2	3-of-13	1-1
at Southern Miss	17	19	30:59	38-55-0	22-40-0-309-2	78-364-2	4-of-17	4-3
KENTUCKY	26	22	31:28	39-207-2	16-24-0-229-1	63-436-3	6-of-13	0-0
vs. EKU	17	17	28:32	20-62-1	31-43-1-256-1	63-318-2	6-of-14	1-1
KENTUCKY at S. Carolina								
KENTUCKY vs. Florida								
KENTUCKY vs. E. Michigan								
KENTUCKY vs. Missouri								
KENTUCKY at Miss. St.								
KENTUCKY vs. Tennessee								
KENTUCKY vs. Ole Miss								
KENTUCKY at Vandy								
KENTUCKY at Georgia								
KENTUCKY vs. Louisville								

GAME-BY-GAME RUSHING

(No-Yds-TD)	Barker	Johnson	King	Rose	Snell
at Southern Miss	DNP	5-10-1	8-12-0	0-0-0	20-67-0
vs. EKU	2-(-15)-0	6-48-1	9-61-0	1-2-0	19-103-1
at South Carolina					
vs. Florida					
vs. E. Michigan					
vs. Missouri					
at Miss. State					
vs. Tennessee					
vs. Ole Miss					
at Vanderbilt					
at Georgia					
vs. Louisville					

GAME-BY-GAME RECEIVING

(Rec-Yds-TD)	Bone	Bowden	Conrad	Epps	Hart	G.Johnson	King	T.Richardson	Ross	Snell	Thomas	Walker
at Southern Miss	0-0-0	0-0-0	3-97-1	1-6-0	0-0-0	2-22-0	0-0-0	1-5-0	1-8-0	1-13-0	1-4-0	1-21-0
vs. EKU	3-93-0	0-0-0	2-28-1	0-0-0	0-0-0	2-42-0	3-13-0	2-10-0	0-0-0	2-5-0	0-0-0	2-38-0
at South Carolina												
vs. Florida												
vs. E. Michigan												
vs. Missouri												
at Miss. State												
vs. Tennessee												
vs. Ole Miss												
at Vanderbilt												
at Georgia												
vs. Louisville												

**RUNS 10+**

King, 26 yards
 (1 rush for 26 yards, 26.0 avg., 0 TD)
 G. Johnson, 11 yards
 (1 rush for 11 yards, 11.0 avg., 0 TD)
 S. Johnson, 22 yards
 S. Johnson, 21 yards*
 (2 rush for 43 yards, 21.5 avg., 1 TD)
 Snell, 10 yards
 Snell, 25 yards*
 Snell, 16 yards
 (3 rush for 51 yards, 17.0 avg., 1 TD)
Total: 7 rush for 131 yards, 18.7, 2 TD

RECEIVING 20+

Bone, 31 yards
 Bone, 43 yards
 (2 rec. for 74 yards, 37.0 avg., 0 TD)
 Conrad, 54 yards
 Conrad, 23 yards*
 Conrad, 23 yards*
 (3 rec. for 100 yards, 33.3 avg., 2 TD)
 Walker, 21 yards
 Walker, 27 yards
 (2 rec. for 48 yards, 24.0 avg., 0 TD)
Total: 7 rec. for 222 yards, 31.7 avg., 2 TD

KICK RETURNS 30+

King, 46 yards
 (1 return for 46 yards, 46.0 avg.)
 Bowden, 30 yards
 (1 return for 30 yards, 30.0 avg.)
Total: 2 returns for 76 yards, 38.0 avg, 0 TD

PUNT RETURNS 20+

Total: 0 returns for 0 yards, 0.0 avg.

DEFENSIVE RETURNS 20+

Ware, 20 yards*
Total: 1 return for 20 yards, 20.0 avg.

Total: 17 plays for 449 yards, 26.4 avg.

* denotes a touchdown scoring play

OPPONENT BIG PLAYS

Total:
 Run (10+) 3 for 31 yds
 Receiving (20+) 7 for 204 yds
 Kick Returns (30+) 0 for 0 yds
 Punt Returns (20+) 0 for 0 yds
 Defensive Returns (20+) 0 for 0 yds
TOTAL: 10 for 235 yards (23.5 avg.)

UK LONG PLAYS (20+) BY THE NUMBERS

20+ Plays By Yards	No.	TD
100+	0	0
90-99	0	0
80-89	0	0
70-79	0	0
60-69	0	0
50-59	1	0
40-49	2	0
30-39	2	0
20-29	9	5
TOTAL	14	5

20+ Plays By Type

20+ Plays By Type	No.	TD
Rushing	4	2
Passing	7	2
Punt returns	0	0
Kick returns	2	0
Interceptions	0	0
Fumble returns	1	1
TOTAL	14	5



2017 DEPTH CHART (9/11)

2016 starters in bold

OFFENSE

Left Tackle

		Notes
67	Landon Young, 6-7, 305, So-1L	Started in three games at left tackle as a true freshman
66	Naasir Watkins, 6-5, 300, Fr-HS	True freshman

Left Guard

71	Logan Stenberg, 6-6, 318, So-1L	Named to All-SEC Freshman Team
79	Luke Fortner, 6-6, 305, Fr-RS	

Center

65	Bunchy Stallings, 6-3, 315, Jr-1L	Started in eight games at right guard in 2016
or 68	Nick Haynes, 6-3, 300, Sr-3L	Started at left guard in 2016
52	Drake Jackson, 6-2, 290, Fr-RS	

Right Guard

68	Nick Haynes, 6-3, 300, Sr-3L	Started at left guard in 2016
or 65	Bunchy Stallings, 6-3, 315, Jr-1L	Started in eight games at right guard in 2016
77	Mason Wolfe, 6-6, 310, So-Sq	

Right Tackle

73	Kyle Meadows, 6-5, 300, Sr-3L	Returning starter at right tackle
or 64	George Asafo-Adjei, 6-5, 315, Jr-2L	Played in 12 of 13 games in 2016

Tight End

87	C.J. Conrad, 6-5, 245, Jr-2L	5 catches for 125 and 2 scores in '17
85	Greg Hart, 6-5, 245, Sr-1L	6 receptions for 32 yards in 2016

Wide Receiver (X)

19	Kayaune Ross, 6-6, 225, Sr-Sq	1 rec. for 8 yards in opener
or 6	Blake Bone, 6-5, 213, Sr-3L	3 rec. for a career-high 93 yards vs. EKU

Wide Receiver (Y)

88	Charles Walker, 5-11, 203, Sr-3L	3 rec. for 93 yards in 2017
18	Clevan Thomas Jr., 5-11, 205, Fr-HS	1 rec. for 4 yards in opener

Wide Receiver (F)

9	Garrett Johnson, 5-11, 175, Sr-3L	111 career rec. for 1,614 yards; 8th on UK's all-time receiving yards list
1	Lynn Bowden Jr., 6-1, 190, Fr-HS	True freshman

Wide Receiver (Z)

11	Tavin Richardson, 6-3, 214, So-1L	3 rec. for 15 yards in 2017
81	Isaiah Epps, 6-2, 185, Fr-HS	1 rec. for 6 yards in opener
or 82	Josh Ali, 6-0, 180, Fr-HS	True freshman

Quarterback

15	Stephen Johnson, QB, 6-2, 185, Sr-1L	Has a 7-4 record as a starter; 26-42 for 400 yards and 2 TDs in first two games
7	Drew Barker, 6-3, 225, Jr-2L	Missed the final nine games in '16 with a back injury that required off-season surgery; Comp. 18 of 36 for 334 yards and four TDs prior

Running Back

26	Benny Snell Jr., 5-11, 223, So-1L	Leading rusher with 170 yds and 1 TD
22	Sihiem King, 5-9, 172, Jr-2L	17 rushes for 73 yds in 2017

SPECIALISTS

Kicker

99	Austin MacGinnis, 5-10, 185, Sr-3L	3 of 4 FGs; No. 2 scorer in UK history
95	Miles Butler, 5-9, 171, Jr-1L	

Punter

93	Matt Pantone, 6-4, 230, Sr-TR	Averaging 41.0 yds per punt with 6 inside 20, 1 punt 50 yards
80	Grant McKinniss, 6-1, 210, So-1L	Avg. 39.2 yds per punt in 2016, 10 inside 20, 4 punts over 50+ yards

Long Snapper

42	Tristan Yeomans, PS, 6-2, 190, Jr-1L	
53	Blake Best, FG, PAT, 6-1, 246, So-1L	

Punt Return

88	Charles Walker, 5-11, 203, Sr-3L	Avg. 7.8 yds in 2016, 1 TD
1	Lynn Bowden Jr., 6-1, 190, Fr-HS	True freshman

Kickoff Return

22	Sihiem King, 5-9, 172, Jr-2L	Averaging 30.3 yds in 2017
1	Lynn Bowden Jr., 6-1, 190, Fr-HS	True freshman

Holder

42	Tristan Yeomans, PS, 6-2, 190, Jr-1L	
86	Grant McKinniss, 6-1, 210, So-1L	

DEFENSE

Strongside Linebacker

41	Josh Allen, 6-5, 230, Jr-2L	12 tkls, 3.0 TFL, 2.0 sacks, 1 FF, 2 QBH in 2017
47	Jordan Bonner, 6-5, 222, Jr-1L	3 tackles in 2017

Defensive Tackle

99	Adrian Middleton, 6-3, 275, Jr-2L	35 tackles, 5.5 TFL in 2016; 5 in opener
59	Kordell Looney, 6-3, 293, Fr-RS	2 tackles in opener

Nose Guard

77	Naquez Pringle, 6-3, 320, Sr-1L	4 tackles, 0.5 TFL in 2017
69	Matt Elam, 6-7, 360, Sr-3L	9 tackles in 2016; 4 in opener

Defensive End

90	T.J. Carter, 6-4, 280, So-1L	4 tackles in 2017
20	Kengera Daniel, 6-5, 260, Jr-2L	2 tackles in opener

Defensive End/ Outside Linebacker

35	Denzil Ware, 6-2, 245, Jr-2L	2 tkls, 1.0 TFL, 1.0 sack, 1 FF, 2 FR for 20 yds and a TD in opener
4	Josh Paschal, 6-3, 270, Fr-HS	True freshman; 1.0 TFL in opener

Nickelback

5	Kendall Randolph, 6-0, 183, Sr-3L	5 tackles in 2017
or 7	Mike Edwards, 6-0, 200, Jr-2L	100 tackles, 5.5 TFL, 0.5 sacks, 3 INT for 46 yards, 8 PBU in 2016; 1 INT in '17

Middle Linebacker

51	Courtney Love, 6-2, 242, Sr-1L	Second on team in tackles with 17
56	Kash Daniel, 6-1, 235, So-1L	19 tackles in 2016
or 31	Jamar "Boogie" Watson, 6-3, 240, Fr-RS	

Weakside Linebacker

34	Jordan Jones, 6-2, 221, Jr-2L	Team-high 109 tackles, 15.5 TFL, 4.0 sacks, 9 QB hurries in 2016
32	Eli Brown, 6-2, 215, So-1L	24 tackles in 2016

Cornerback

8	Derrick Baity, 6-3, 186, Jr-2L	12 tackles, 0.5 TFL, 1 FR in 2017
6	Lonnice Johnson, 6-3, 203, Jr-JC	Enrolled in January; 8 tkls in 2017

Cornerback

21	Chris Westry, 6-4, 195, So-1L	43 tackles, 3 PBU, 1 INT in 2016
3	Jordan Griffin, 6-0, 186, So-1L	Played in eight games as a true freshman

Strong Safety

7	Mike Edwards, 6-0, 200, Jr-2L	100 tackles, 5.5 TFL, 0.5 sacks, 3 INT for 46 yards, 8 PBU in 2016
5	Kendall Randolph, 6-0, 183, Sr-3L	5 tackles in 2017

Free Safety

25	Darius West, 6-0, 210, Jr-2L	Team's leading tackler with 18, 1.5 TFL, 1 FF
9	Davonte Robinson, 6-2, 187, Fr-RS	4 tkls in 2017



The Automated ScoreBook

Kentucky Combined Team Statistics (as of Sep 10, 2017)

All games



Date	Opponent	Score	Att.
Sept 2, 2017	at Southern Miss	W 24-17	22761
Sept 09, 2017	EASTERN KENTUCKY	W 27-16	54868

Record:	Overall	Home	Away	Neutral
All games	2-0	1-0	1-0	0-0
Conference	0-0	0-0	0-0	0-0
Non-Conference	2-0	1-0	1-0	0-0

Rushing	gp-gs	att	gain	loss	net	avg	td	lg	avg/g
Benny Snell	2-2	39	174	4	170	4.4	1	25	85.0
Sihiem King	2-0	17	76	3	73	4.3	0	26	36.5
Stephen Johnson	2-2	11	73	15	58	5.3	2	22	29.0
Garrett Johnson	2-2	1	11	0	11	11.0	0	11	5.5
Asim Rose	2-0	1	2	0	2	2.0	0	2	1.0
Total	2	74	336	51	285	3.9	3	26	142.5
Opponents	2	58	178	61	117	2.0	1	11	58.5

Team Statistics	UK	OPP
FIRST DOWNS	34	36
Rushing	14	12
Passing	15	21
Penalty	5	3
RUSHING YARDAGE	285	117
Rushing Attempts	74	58
Average Per Rush	3.9	2.0
Average Per Game	142.5	58.5
TDs Rushing	3	1
PASSING YARDAGE	405	565
Comp-Att-Int	27-44-0	53-83-1
Average Per Pass	9.2	6.8
Average Per Catch	15.0	10.7
Average Per Game	202.5	282.5
TDs Passing	2	3
TOTAL OFFENSE	690	682
Average Per Play	5.8	4.8
Average Per Game	345.0	341.0
KICK RETURNS: #-Yards	6-151	6-176
PUNT RETURNS: #-Yards	1--1	2-6
INT RETURNS: #-Yards	1-0	0-0
FUMBLES-LOST	1-1	5-4
PENALTIES-Yards	14-120	19-159
PUNTS-AVG	13-41.0	11-37.5
TIME OF POSSESSION/Game	30:15	29:45
3RD-DOWN Conversions	9/26	10/31
4TH-DOWN Conversions	0/1	3/5

Passing	gp-gs	effic	comp-att-int	pct	yds	td	lg	avg/g
Stephen Johnson	2-2	157.62	26-42-0	61.9	400	2	59	200.0
Drew Barker	1-0	71.00	1-2-0	50.0	5	0	5	5.0
Total	2	153.68	27-44-0	61.4	405	2	59	202.5
Opponents	2	130.55	53-83-1	63.9	565	3	47	282.5

Receiving	gp-gs	no.	yds	avg	td	lg	avg/g
C.J. Conrad	2-2	5	125	25.0	2	59	62.5
Garrett Johnson	2-2	4	64	16.0	0	30	32.0
Blake Bone	2-0	3	93	31.0	0	43	46.5
Charles Walker	2-2	3	59	19.7	0	27	29.5
Benny Snell	2-2	3	18	6.0	0	13	9.0
Tavin Richardson	2-0	3	15	5.0	0	14	7.5
Sihiem King	2-0	3	13	4.3	0	10	6.5
Kayaune Ross	2-2	1	8	8.0	0	8	4.0
Isaiah Epps	2-0	1	6	6.0	0	6	3.0
Clevan Thomas Jr.	2-0	1	4	4.0	0	4	2.0
Total	2	27	405	15.0	2	59	202.5
Opponents	2	53	565	10.7	3	47	282.5

Field Goals	fg	pct.	01-19	20-29	30-39	40-49	50-99	lg	blk
A. MacGinnis	3-4	75.0	0-0	0-0	2-2	1-2	0-0	41	0

Interceptions	no.	yds	avg	td	lg
Mike Edwards	1	0	0.0	0	0

Scoring	td	fg	PAT				dxp	saf	pts
			kick	rush	rcv	pass			
A. MacGinnis	-	3-4	6-6	-	-	-	-	-	15
Stephen Johnson	2	-	-	-	-	-	-	-	12
C.J. Conrad	2	-	-	-	-	-	-	-	12
Benny Snell	1	-	-	-	-	-	-	-	6
Denzil Ware	1	-	-	-	-	-	-	-	6
Total	6	3-4	6-6	-	-	-	-	-	51
Opponents	4	2-2	3-4	-	-	-	-	-	33

Punting	no.	yds	avg	lg	tb	fc	i20	50+	blk
Matt Panton	13	533	41.0	50	1	3	6	1	0

Punt Returns	no.	yds	avg	td	lg
Charles Walker	1	-1	-1.0	0	0
Total	1	-1	-1.0	0	0
Opponents	2	6	3.0	0	7

Score by Quarters	1st	2nd	3rd	4th	OT	Total
Kentucky	3	21	17	10	0	51
Opponents	7	9	10	7	0	33

Kick Returns	no.	yds	avg	td	lg
Sihiem King	3	91	30.3	0	46
Lynn Bowden Jr.	2	51	25.5	0	30
Asim Rose	1	9	9.0	0	9
Total	6	151	25.2	0	46
Opponents	6	176	29.3	0	53

All Purpose	g	rush	rcv	pr	kr	ir	total	avg/g
Benny Snell	2	170	18	0	0	0	188	94.0
Sihiem King	2	73	13	0	91	0	177	88.5
C.J. Conrad	2	0	125	0	0	0	125	62.5
Blake Bone	2	0	93	0	0	0	93	46.5
Garrett Johnson	2	11	64	0	0	0	75	37.5
Total	2	285	405	-1	151	0	840	420.0
Opponents	2	117	565	6	176	0	864	432.0

Total Offense	g	plays	rush	pass	total	avg/g
Stephen Johnson	2	53	58	400	458	229.0
Benny Snell	2	39	170	0	170	85.0
Sihiem King	2	17	73	0	73	36.5
Garrett Johnson	2	1	11	0	11	5.5
Asim Rose	2	1	2	0	2	1.0
Total	2	118	285	405	690	345.0
Opponents	2	141	117	565	682	341.0

#	Defensive Leaders	gp-gs	Tackles				tfl/yds	Sacks no-yds	Pass defense			Fumbles		blkd		
			ua	a	tot				int-yds	brup	qbh	rcv-yds	ff	kick	saf	
25	Darius West	2-1	11	7	18	1.5-6	1	.	.	.
51	Courtney Love	2-2	6	11	17	1.0-1	1-0
34	Jordan Jones	2-1	6	7	13	0.5-2	.	.	1	1	.	.	1	.	.	.
8	Derrick Baity	2-2	7	5	12	0.5-1	1-0
41	Josh Allen	2-2	7	5	12	3.0-24	2.0-22	.	1	2	.	.	1	.	.	.
Total		2	69	74	143	11-54	3-32	1-0	5	3		4-20	5	1	.	.
Opponents		2	66	66	132	13-46	4-28	.	7	.		1-0	1	.	.	.



The Automated ScoreBook
 Kentucky Overall Defensive Statistics (as of Sep 09, 2017)
 All games



#	Defensive Leaders	gp-gs	Tackles				tfl/yds	Sacks		Pass defense			Fumbles		blkd	
			ua	a	tot			no-yds	int-yds	brup	qbh	rcv-yds	ff	kick	saf	
25	Darius West	2-1	11	7	18	1.5-6	1	.	.	
51	Courtney Love	2-2	6	11	17	1.0-1	1-0	.	.	.	
34	Jordan Jones	2-1	6	7	13	0.5-2	.	.	1	1	.	.	1	.	.	
41	Josh Allen	2-2	7	5	12	3.0-24	2.0-22	.	1	2	.	.	1	.	.	
8	Derrick Baity	2-2	7	5	12	0.5-1	1-0	.	.	.	
6J	Lonnie Johnson Jr.	2-0	8	.	8	1.0-2	.	.	1	1	.	
21	Chris Westry	2-2	3	3	6	1	.	.	
7E	Mike Edwards	2-2	2	4	6	.	.	1-0	
9M	Adrian Middleton	2-2	1	4	5	
5	Kendall Randolph	2-1	.	5	5	
9R	Davonte Robinson	2-1	3	1	4	
69	Matt Elam	2-0	2	2	4	1.0-4	
77	Naquez Pringle	2-2	1	3	4	0.5-1	
90	T.J. Carter	2-2	1	3	4	
91	Calvin Taylor	2-0	1	3	4	
47	Jordan Bonner	2-0	1	2	3	
9Q	Quinton Bohanna	2-0	.	2	2	
32	Eli Brown	2-1	1	1	2	.	.	.	1	
20	Kengera Daniel	2-0	2	.	2	
3	Jordan Griffin	2-0	.	2	2	.	.	.	1	
99	A. MacGinnis	2-0	2	.	2	
59	Kordell Looney	1-0	.	2	2	
35	Denzil Ware	2-1	1	1	2	1.0-10	1.0-10	2-20	1	.	.	
16	Marcus Walker	2-0	1	.	1	
56	Kash Daniel	2-0	.	1	1	
4	Joshua Paschal	2-0	1	.	1	1.0-3	
84	Charles Moushey	2-0	1	.	1	
Total		2	69	74	143	11-54	3-32	1-0	5	3	4-20	5	1	.	.	
Opponents		2	66	66	132	13-46	4-28	.	7	.	1-0	1	.	.	.	



The Automated ScoreBook
 Kentucky Team Game-by-Game Comparison (as of Sep 09, 2017)
All games



Opponent	Score	First Downs				Pen	Rushing Number-Yards	Passing		Total Offense Plays-Yards	Return Yards	Turn- Overs
		Total	Rush	Pass	Comp-Att-Int			Yards				
Southern Miss	24 - 17	12 / 19	5 / 7	5 / 10	2 / 2	35-78 / 38-55	11-20-0 / 22-40-0	176 / 309	55-254 / 78-364	98 / 42	1 / 3	
EASTERN KENTUCKY	27 - 16	22 / 17	9 / 5	10 / 11	3 / 1	39-207 / 20-62	16-24-0 / 31-43-1	229 / 256	63-436 / 63-318	72 / 140	0 / 2	
Totals	51 - 33	34 / 36	14 / 12	15 / 21	5 / 3	74-285 / 58-117	27-44-0 / 53-83-1	405 / 565	118-690 / 141-682	170 / 182	1 / 5	

Opponent	3rd Down		4th Down		Time of Possession	TOP Margin	Avg Yds/Rush	Avg Yds/Pass	Avg Yds/Play	Punting Number-Avg	Penalties Number-Yards	Sacks
	Conversions	Conversions										
Southern Miss	3-13 / 4-17	0-0 / 2-4	29:01 / 30:59	-1:58	2.2 / 1.4	8.8 / 7.7	4.6 / 4.7	9-42.0 / 6-34.5	8-60 / 8-69	2 / 1		
EASTERN KENTUCKY	6-13 / 6-14	0-1 / 1-1	31:28 / 28:32	2:56	5.3 / 3.1	9.5 / 6.0	6.9 / 5.0	4-38.8 / 5-41.0	6-60 / 11-90	1 / 3		
Totals	9-26 / 10-31	0-1 / 3-5	60:29 / 59:31	0:58	3.9 / 2.0	9.2 / 6.8	5.8 / 4.8	13-41.0 / 11-37.5	14-120 / 19-159	3 / 4		

Note: Game totals are displayed in the format TEAM/OPPONENT for each category



The Automated ScoreBook

Kentucky Team Game-by-Game (as of Sep 09, 2017)

All games



TEAM STATISTICS

Date	Opponent	Rushing				Receiving				Passing				Kick Returns				Punt Returns				tot off
		no.	yds	td	lg	no.	yds	td	lg	cmp-att-int	yds	td	lg	no.	yds	td	lg	no.	yds	td	lg	
Sept 2	at Southern Miss	35	78	1	10	11	176	1	59	11-20-0	176	1	59	3	78	0	46	0	0	0	0	254
Sep 09	EASTERN KENTUCKY	39	207	2	26	16	229	1	43	16-24-0	229	1	43	3	73	0	30	1	-1	0	0	436
Kentucky		74	285	3	26	27	405	2	59	27-44-0	405	2	59	6	151	0	46	1	-1	0	0	690
		58	117	1	11	53	565	3	47	53-83-1	565	3	47	6	176	0	53	2	6	0	7	682

Games: 2 • Avg/rush: 3.9 • Avg/catch: 15.0 • Pass eff: 153.68 • KR avg: 25.2 • PR avg: -1.0 • All purpose avg/game: 420.0 • Total offense avg/gm: 345.0

Date	Opponent	Tackles				Sacks	Fumble		Pass Defense			blkd	PAT Attempts			off		
		ua	a	total	tfl-yds	no-yds	ff	fr-yds	int-yds	qbh	brup	kick	kick	rush	rcv	saf	t/o	pts
Sept 2	at Southern Miss	35	42	77	8.0-34	2.0-17	4	3-20	0-0	2	2	0	3-3	0	0	0	14	24
Sep 09	EASTERN KENTUCKY	34	32	66	3.0-20	1.0-15	1	1-0	1-0	1	3	1	3-3	0	0	0	3	27
Kentucky		69	74	143	11.0-54	3.0-32	5	4-20	1-0	3	5	1	6-6	0	0	0	17	51
		66	66	132	13.0-46	4.0-28	1	1-0	0-0	0	7	0	3-4	0	0	0	0	33

Date	Opponent	Punting								Field Goals			Kickoffs					
		no.	yds	avg	long	blkd	tb	fc	50+	i20	md-att	long	blkd	no.	yds	avg	tb	ob
Sept 2	at Southern Miss	9	378	42.0	50	0	1	3	1	5	1-1	41	0	5	322	64.4	3	0
Sep 09	EASTERN KENTUCKY	4	155	38.8	47	0	0	0	0	1	2-3	39	0	6	352	58.7	1	0
Kentucky		13	533	41.0	50	0	1	3	1	6	3-4	41	0	11	674	61.3	4	0
		11	412	37.5	55	0	1	5	2	2	2-2	31	0	8	482	60.2	2	0



The Automated ScoreBook
 Kentucky Opponent Game-by-Game (as of Sep 09, 2017)
All games



OPPONENT STATISTICS

Date	Opponent	Rushing				Receiving				Passing				Kick Returns				Punt Returns				tot off
		no.	yds	td	lg	no.	yds	td	lg	cmp-att-int	yds	td	lg	no.	yds	td	lg	no.	yds	td	lg	
Sept 2	at Southern Miss	38	55	0	10	22	309	2	47	22-40-0	309	2	47	2	35	0	25	1	7	0	7	364
Sep 09	EASTERN KENTUCKY	20	62	1	11	31	256	1	24	31-43-1	256	1	24	4	141	0	53	1	-1	0	0	318
Opponents		58	117	1	11	53	565	3	47	53-83-1	565	3	47	6	176	0	53	2	6	0	7	682
		74	285	3	26	27	405	2	59	27-44-0	405	2	59	6	151	0	46	1	-1	0	0	690

Games: 2 • Avg/rush: 2.0 • Avg/catch: 10.7 • Pass effic: 130.55 • KR avg: 29.3 • PR avg: 3.0 • All purpose avg/game: 432.0 • Total offense avg/gm: 341.0

Date	Opponent	Tackles				Sacks no-yds	Fumble		Pass Defense			blkd kick	PAT Attempts			off				
		ua	a	total	tfl-yds		ff	fr-yds	int-yds	qbh	brup		kick	rush	rcv	saf	t/o	pts		
Sept 2	at Southern Miss	29	30	59	5.0-13	1.0-8	1	1-0	0-0	0	3	0	2-2	0	0	0	0	0	0	17
Sep 09	EASTERN KENTUCKY	37	36	73	8.0-33	3.0-20	0	0-0	0-0	0	4	0	1-2	0	0	0	0	0	0	16
Opponents		66	66	132	13.0-46	4.0-28	1	1-0	0-0	0	7	0	3-4	0	0	0	0	0	0	33
		69	74	143	11.0-54	3.0-32	5	4-20	1-0	3	5	1	6-6	0	0	0	0	17	51	

Date	Opponent	Punting									Field Goals			Kickoffs				
		no.	yds	avg	long	blkd	tb	fc	50+	i20	md-att	long	blkd	no.	yds	avg	tb	ob
Sept 2	at Southern Miss	6	207	34.5	44	0	0	3	0	1	1-1	22	0	4	234	58.5	1	0
Sep 09	EASTERN KENTUCKY	5	205	41.0	55	0	1	2	2	1	1-1	31	0	4	248	62.0	1	0
Opponents		11	412	37.5	55	0	1	5	2	2	2-2	31	0	8	482	60.2	2	0
		13	533	41.0	50	0	1	3	1	6	3-4	41	0	11	674	61.3	4	0