



# KENTUCKY (2-0, 0-0) at SOUTH CAROLINA (2-0, 1-0)

**Williams-Brice Stadium (80,250), Columbia, S.C.**  
**September 16, 2017, 7:30 pm ET**

## ON THE AIR

### TELEVISION

**National Broadcast** .....SEC Network  
 Play-by-Play ..... Tom Hart  
 Analyst ..... Jordan Rodgers  
 Sideline ..... Cole Cubelic

### RADIO

#### Gamecock IMG Sports Network

Play-by-Play ..... Todd Ellis  
 Analyst ..... Tommy Suggs  
 Sideline ..... Langston Moore

#### National Radio

Satellite Radio ..... Sirius 138/XM 191

## QUICK FACTS

Location ..... Columbia, S.C.  
 Founded ..... 1801  
 Enrollment ..... 34,009

## COACHING STAFF

Head Coach ..... Will Muschamp  
 Alma Mater ..... Georgia (1994)  
 South Carolina Record ..... 8-7 (Second year)  
 Career Record ..... 36-28 (Sixth year)  
 Running Backs ..... Bobby Bentley  
 Special Teams/Linebackers ..... Coleman Hutzler  
 Co-Offensive Coord./WR ..... Bryan McClendon  
 Outside Linebackers ..... Mike Peterson\*  
 Defensive Coord./Def. Backs.. Travaris Robinson  
 Co-Offensive Coord./QB ..... Kurt Roper\*  
 Asst. HC-Defense/Def. Line.... Lance Thompson  
 Tight Ends ..... Pat Washington\*  
 Offensive Line ..... Eric Wolford  
 Strength & Conditioning ..... Jeff Dillman  
 Head FB Athletics Trainer ..... Clint Haggard

\*Seated in the Press Box

## COMMUNICATIONS

Assistant AD/Communications ..... Steve Fink  
 Fink Email ..... finksc@mailbox.sc.edu  
 Fink Office ..... 803-777-7987  
 Fink Cell ..... 803-240-5268  
 Associate Communications Dir. .... Kent Reichert  
 Assistant Communications Dir. .... Rob Walden  
 Official Website ..... www.gamecocksonline.com

## 2017 SOUTH CAROLINA SCHEDULE



**vs NC STATE WOLFPACK:** September 2 - 3 pm - ESPN **SC 35, NCST 28**  
 Bank of America Stadium (75,525), Charlotte, N.C. **SC: 1-0 Overall; 0-0 SEC**  
 Samuel scores 3 times as Gamecocks win for 17th time in last 18 season openers.



**at MISSOURI TIGERS:** September 9 - 7 pm - ESPN2 **SC 31, MU 13**  
 Faurot Field/Memorial Stadium (71,168), Columbia, Mo. **SC: 2-0 Overall; 1-0 SEC**  
 Samuel and Hurst both score twice as the Mayor's Cup remains in South Carolina.



**vs KENTUCKY WILDCATS:** September 16 - 7:30 pm - SECN  
 Williams-Brice Stadium (80,250), Columbia, S.C.  
 Carolina leads all-time series 17-10-1, but the Wildcats have won last three



**vs LOUISIANA TECH BULLDOGS:** September 23 - TBA - TBA  
 Williams-Brice Stadium (80,250), Columbia, S.C.  
 First meeting since playing five-straight years from 1991-95; Gamecocks lead 4-0-1



**at TEXAS A&M AGGIES:** September 30 - TBA - TBA  
 Kyle Field (102,577), College Station, Texas  
 Gamecocks looking for their first win ever against the Aggies, trail 3-0 in the series



**vs ARKANSAS RAZORBACKS:** October 7 - TBA - TBA  
 Williams-Brice Stadium (80,250), Columbia, S.C.  
 Former cross-division partners meet for the first time since 2013; Hogs lead 13-9



**at TENNESSEE VOLUNTEERS:** October 14 - TBA - TBA  
 Neyland Stadium (102,455), Knoxville, Tenn.  
 Vols lead all-time series 25-8-2 but last five meetings decided by three points or less



**vs VANDERBILT COMMODORES:** October 28 - TBA - TBA  
 Williams-Brice Stadium (80,250), Columbia, S.C.  
 Gamecocks have won school-record eight-straight to take a 22-4 all-time series lead



**at GEORGIA BULLDOGS:** November 4 - TBA - TBA  
 Sanford Stadium (92,746), Athens, Ga.  
 Latest the teams have met in a season since 1939; UGA owns a 49-18-2 advantage



**vs FLORIDA GATORS:** November 11 - TBA - TBA  
 Williams-Brice Stadium (80,250), Columbia, S.C.  
 Gamecocks have won four of the last seven after winning just four of the first 30



**vs WOFFORD TERRIERS:** November 18 - TBA - TBA  
 Williams-Brice Stadium (80,250), Columbia, S.C.  
 Carolina has won 16-straight with Terriers' last win coming in 1917



**vs CLEMSON TIGERS:** November 25 - TBA - TBA  
 Williams-Brice Stadium (80,250), Columbia, S.C.  
 Tigers have won last three after Carolina put together a five-game winning streak



# SEC Standings

## EASTERN DIVISION

	SEC	PCT	PF	PA	ALL	PCT	PF	PA
S. Carolina	1-0	1.000	31	13	2-0	1.000	66	41
Georgia	0-0	.000	0	0	2-0	1.000	51	29
Kentucky	0-0	.000	0	0	2-0	1.000	51	33
Vanderbilt	0-0	.000	0	0	2-0	1.000	70	6
Tennessee	0-0	.000	0	0	2-0	1.000	84	48
Florida	0-0	.000	0	0	0-1	.000	17	33
Missouri	0-1	.000	13	31	1-1	.500	85	74

## WESTERN DIVISION

	SEC	PCT	PF	PA	ALL	PCT	PF	PA
Alabama	0-0	.000	0	0	2-0	1.000	65	17
LSU	0-0	.000	0	0	2-0	1.000	72	10
Ole Miss	0-0	.000	0	0	2-0	1.000	92	50
Miss State	0-0	.000	0	0	2-0	1.000	106	21
Arkansas	0-0	.000	0	0	1-1	.500	56	35
Auburn	0-0	.000	0	0	1-1	.500	47	21
Texas A&M	0-0	.000	0	0	1-1	.500	68	59

## Last Week in the SEC

\***South Carolina 31, Missouri 13**

Kentucky 27, Eastern Kentucky 16

Ole Miss 45, UT-Martin 23

Alabama 41, Fresno State 10

TCU 28, Arkansas 7

Tennessee 42, Indiana State 7

Vanderbilt 42, Alabama A&M 0

Texas A&M 24, Nicholls State 14

Clemson 14, Auburn 6

Georgia 20, Notre Dame 19

LSU 45, Chattanooga 10

Mississippi State 57, Louisiana Tech 21

Northern Colorado at Florida, Cancelled

## This Week in the SEC

\***Kentucky at South Carolina, 7:30 pm**

Louisiana-Lafayette at Texas A&M, Noon

\*Tennessee at Florida, 3:30 pm

Mercer at Auburn, 4 pm

Purdue at Missouri, 4 pm

\*LSU at Mississippi State, 7 pm

Colorado State at Alabama, 7 pm

Samford at Georgia, 7:30 pm

Kansas State at Vanderbilt, 7:30 pm

Ole Miss at California, 10:30 pm

## Next Week in the SEC

\***Louisiana Tech at South Carolina**

\*Alabama at Vanderbilt

\*Arkansas vs Texas A&M (in Arlington)

\*Auburn at Missouri

\*Florida at Kentucky

\*Mississippi State at Georgia

Syracuse at LSU

UMass at Tennessee

All times Eastern \*SEC game

## A South Carolina win over Kentucky would...

◆ Snap the Gamecocks' three-game losing streak to Kentucky. The Gamecocks lead the all-time series, 17-10-1, including an 8-4-1 record at Williams-Brice Stadium. Carolina won 13 of 14 meetings between the two schools from 2000-2013, but Kentucky has won each of the last three games.

◆ Give the Gamecocks a 3-0 start to the season for the first time since the 2012 campaign when they opened with wins at Vanderbilt and at home vs. East Carolina and UAB en route to a 6-0 start.

◆ Get the Gamecocks off to a 2-0 start in the SEC for the first time since the 2012 season when the Gamecocks opened with four-consecutive SEC victories, winning at Vanderbilt, vs. Missouri, at Kentucky and vs. Georgia before stumbling in back-to-back road games at LSU and Florida.

**YOU ARE LOOKING LIVE:** The 2017 home slate finally gets underway for the SEC Eastern Division-leading South Carolina Gamecocks (2-0, 1-0 SEC) when they host the Kentucky Wildcats (2-0, 0-0 SEC) in a divisional matchup on Saturday, September 16. Game time is set for 7:39 pm ET, and the contest will be televised on SEC Network.

**TV COVERAGE:** This week's contest will be televised on SEC Network with Tom Hart and Jordan Rodgers in the booth and Cole Cubelic on the sidelines.

**A HISTORY LESSON:** It's been 125 years since the University of South Carolina laced it up for a December 24, 1892 meeting in Charleston against Furman, a 44-0 setback. 2017 marks the 124th season of intercollegiate football at South Carolina. It is the 111th-consecutive year in which South Carolina has competed on the gridiron. The University did not field a team in either 1893 or 1906. Carolina owns an all-time record of 594-569-44, a .510 winning percentage.

**SEC HISTORY:** The South Carolina Gamecocks are in their 26th year in the Southeastern Conference. South Carolina and Arkansas joined the league prior to the 1992 campaign. The Gamecocks earned their lone SEC Eastern Division title in 2010. The Gamecocks are 86-114-1 (.430) all-time in SEC regular-season play, but are 31-26 (.544) in conference action since the start of the 2010 season.

**SOMETHING'S GOT TO GIVE:** This is a matchup of 2-0 teams. The Gamecocks opened the season with a 35-28 win over NC State in Charlotte, then pulled away for a 31-13 win over Missouri in a battle for the Mayor's Cup last Saturday in Columbia, Mo. Kentucky opened with a 24-17 win at Southern Miss, then posted a 27-16 win over Eastern Kentucky at home last Saturday.

**SEEMS LIKE THE SECOND TIME:** The Gamecocks have opened the 2017 season winning back-to-back games away from home for just the second time in their 124-year history. The only other time that occurred was in the 2011 season when the Gamecocks opened with a win over East Carolina in Charlotte, then went on the road to defeat Georgia. That team went on to post an 11-2 record and finish ninth in the country. South Carolina and Louisville are the only Power 5 schools to open with two wins away from home.

**GETTING TO 3-0:** The Gamecocks are looking to go 3-0 for the first time since the 2012 season. That 2012 team went on to win its first six games and finished with an 11-2 mark and a final ranking of eighth in the country.

**ABOUT LAST WEEK:** The Gamecocks got two touchdowns each from **Deebo Samuel** and **Hayden Hurst**, while the defense held the high-powered Tiger offense to just 13 points, 59 below its season average, in a convincing 31-13 win at Missouri last Saturday night. Samuel scored on a kickoff return for the second-straight week and also found the endzone on a 25-yard carry. Hurst scored on a 39-yard pass reception from **Jake Bentley** and on a two-yard run, as the Gamecocks rallied from an early 10-0 deficit to win their second true road game in their last 11 tries. The Carolina defense allowed 423 yards, but stiffened in the redzone, allowing just one field goal in three redzone opportunities.

**GOING THE DISTANCE:** For the second-straight week, **Deebo Samuel** took a kickoff return 97 yards for a touchdown. Against NC State, he became the first player in school history to open the season with a kickoff return for a score and earned SEC Special Teams Player of the Week honors for his efforts. Against Missouri, his 97-yard return changed the momentum of the game after the Tigers had taken a 10-0 lead. Samuel has tied the school record for kickoff returns for a touchdown in a season with two, matching King Dixon (1957) and Boo Williams (1997). Samuel and Dixon are the only players to have kickoff returns for scores in back-to-back games. Samuel now owns the school record for career kickoff returns for touchdowns with three, as he also took one to the house from 100-yards out last year against Western Carolina. The Gamecocks have had four kickoff returns for scores in their last 22 games after not having a kickoff return for a TD between 2002 to 2015.

**GONE IN 30 SECONDS:** After Missouri scored to take a 10-0 lead early in the second quarter, the Gamecocks struck quickly, scoring 14 points in the next 30 seconds to take a 14-10 lead and never looked back. **Deebo Samuel** needed just 15 seconds to cover 97 yards for a touchdown then, after **Jamyest Williams** intercepted Drew Lock's pass on the first play of the next possession, Samuel needed just nine seconds to race in from 25-yards out, completely changing the complexion of the game.



# 2017 Polls

## Associated Press

1.	Alabama (58)	2-0	1522
2.	Oklahoma (2)	2-0	1447
3.	Clemson (1)	2-0	1380
4.	Southern California	2-0	1324
5.	Penn State	2-0	1299
6.	Washington	2-0	1124
7.	Michigan	2-0	1107
8.	Ohio State	1-1	1003
9.	Oklahoma State	2-0	1002
10.	Wisconsin	2-0	993
11.	Florida State	0-1	944
12.	LSU	2-0	935
13.	Georgia	2-0	882
14.	Louisville	2-0	658
15.	Auburn	1-1	591
16.	Virginia Tech	2-0	559
17.	Miami (Fla.)	1-0	542
18.	Kansas State	2-0	475
19.	Stanford	1-1	364
20.	TCU	2-0	352
21.	Washington State	2-0	233
22.	South Florida	2-0	188
23.	Tennessee	2-0	159
24.	Florida	0-1	146
25.	UCLA	2-0	119
ARV	<b>South Carolina</b>	<b>2-0</b>	<b>72</b>

## Coaches

1.	Alabama (58)	2-0	1497
2.	Clemson (2)	2-0	1386
3.	Oklahoma	2-0	1385
4.	Southern California	2-0	1308
5.	Penn State	2-0	1256
6.	Washington	2-0	1173
7.	Michigan	2-0	1082
8.	Oklahoma State	2-0	1026
9.	Ohio State	1-1	962
10.	Florida State	0-1	926
11.	LSU	2-0	920
12.	Wisconsin	2-0	919
13.	Georgia	2-0	830
14.	Louisville	2-0	658
15.	Miami (Fla.)	1-0	551
16.	Virginia Tech	2-0	509
17.	Auburn	1-1	488
18.	Kansas State	2-0	487
19.	Stanford	1-1	372
20.	TCU	2-0	271
21.	South Florida	2-0	249
22.	Washington State	2-0	244
23.	Tennessee	2-0	219
24.	Utah	2-0	182
25.	Florida	0-1	134
ARV	<b>South Carolina</b>	<b>2-0</b>	<b>27</b>

**SPECIAL SPECIAL TEAMS:** The Gamecocks special teams came up big in the win at Missouri. In addition to **Deebo Samuel's** kick return for a touchdown, **Javon Kinlaw** blocked a field goal attempt, **Javon Charleston** recovered a fumble on a muffed punt and Carolina got a 73-yard punt from **Joseph Charlton**, the longest by a Gamecock since 1992.

**BEND BUT DON'T BREAK:** After giving up three touchdowns on five possessions in the first half against NC State, the Gamecock defense has stepped it up. They held the Wolfpack to just one score on eight possessions in the second half, then limited Missouri to one touchdown on 11 drives last week. The Gamecocks have allowed just five scores on nine redzone penetrations this season.

**GREAT FIRST STARTS:** Sophomore linebacker **T.J. Brunson** and sophomore defensive end **D.J. Wonnum** each made his first career start for the Gamecocks in the win over NC State. Brunson responded with a game-high 16 tackles, while Wonnum logged a game-high 3.0 tackles for loss. Wide receiver **Shi Smith** and defensive back **Jamyest Williams** became the first true freshmen to get a start this season when they both got the nod at Missouri. Smith responded with four catches for 22 yards, while Williams logged six tackles, one pass break up and a key interception.

**FRESH FISH:** South Carolina has played six true freshmen this season. Those newcomers who have seen action for the first time in Division I football are **Sherrod Greene**, **OrTre Smith**, **Shi Smith**, **Aaron Sterling**, **Chad Terrell** and **Jamyest Williams**. Smith and Williams have each made a start.

**MY QUARTERBACK IS A BENTLEY:** Sophomore quarterback **Jake Bentley** is the key to the Gamecock attack. The 6-3, 220-pounder completed 17-of-29 passes for 215 yards and three touchdowns with one interception in the win over NC State, then hit on 18-of-28 passes for 187 yards with a TD and no interceptions in the win at Missouri. Bentley, who is 6-3 in nine career starts, has tossed a career-best three TD passes in two of his last three games. He set the school record for bowl games and Birmingham Bowl records for passes completed (32), yards passing (390) and total offense (381) while throwing three TD passes in the final game of the 2016 season against UCF.

**FAMILY AFFAIR:** Quarterback **Jake Bentley** comes from a football family. His father, Bobby, is the Gamecocks' running backs coach and previously was a highly-successful high school coach at Byrnes (S.C.) High and at Presbyterian College. Jake's step-brother, Chas Dodd (Rutgers), and brother, Shuler Bentley (Old Dominion/Murray State), both have started at quarterback in college.

**ON TARGET:** Quarterback **Jake Bentley** has completed 64.8 percent of his career passes (160-of-247). That has him ranked second on the Gamecocks' career completion percentage list.

## CAREER COMPLETION PERCENTAGE

(Min. 150 attempts)

1.	Connor Shaw (2010-13)	65.5 (480 of 733)
2.	<b>Jake Bentley (2016-17)</b>	<b>64.8 (160 of 247)</b>
3.	Blake Mitchell (2004-07)	60.7 (482 of 794)
4.	Steve Taneyhill (1992-95)	60.5 (753 of 1245)
5.	Bobby Fuller (1990-91)	58.8 (373 of 634)
6.	Dylan Thompson (2011-14)	58.3 (390 of 669)
7.	Stephen Garcia (2008-11)	57.7 (589 of 1021)
8.	Perry Orth (2013-16)	56.8 (201 of 354)
9.	Chris Smelley (2006-08)	56.4 (270 of 479)
10.	Todd Ellis (1986-89)	55.3 (747 of 1350)

**EXPERIENCE NOT NECESSARY:** Despite getting seven starts last season from **Jake Bentley**, the Gamecocks entered the 2017 season as having one of the country's least experienced unit of signal-callers. The Carolina quarterbacks combined to appear in just eight career games entering the season, seven by Bentley and one by **Michael Scarnecchia**. The eight appearances ranked in a tie for ninth with Minnesota for fewest quarterback appearances at the start of the season. Despite his limited play, Bentley was named Co-MVP of the team as selected by his teammates, sharing honors with Deebo Samuel.

## CAROLINA QUARTERBACKS:

Player	2017		Career	
	C-A-I	Yds-TD	C-A-I	Yds-TD
Jake Bentley	35-57-1	402-4	160-247-5	1822-13
M. Scarnecchia	-	-	1-1-0	9-0

**DA DO RUN RUN:** The Gamecocks have a trio of running backs who will take the bulk of the snaps this season, all of whom are underclassmen. Sophomore **Rico Dowdle** (5-11, 220) is the top returning ground-gainer with 764 yards and six touchdowns scored as a true freshman last fall. Dowdle owns three 100-yard rushing games, including a career-best 226-yard performance against Western Carolina. He became the first true freshman to lead the Gamecocks in rushing since Marcus Lattimore in 2010. Redshirt sophomore **A.J. Turner** (5-10, 184) logged 497 yards and three scores on 116 carries last season. Included was a career-best 113-yard effort against Texas A&M. Redshirt sophomore **Ty'Son Williams** (6-0, 215) is eligible this fall after transferring from North Carolina. He turned in the best performance from a running back so far in 2017 when he carried 14 times for 78 yards, including a 32-yard burst, in the win at Missouri.

**THE PRODIGAL (TY)SON:** After spending the 2015 season at North Carolina, then sitting out last season per NCAA transfer rules, redshirt sophomore running back **Ty'Son Williams**, from Sumter, S.C., made his Gamecock debut against NC State, catching one pass for 5 yards, but did not get a carry in the contest. He came off the bench at Mizzou to lead the team with 14 carries and 78 yards in the win.

## CAROLINA RUNNING BACKS:

Player	2017		Career	
	Rush-Yards	TD	Rush-Yards	TD
Rico Dowdle	26-75	1	159-839	7
A.J. Turner	6-18	0	122-515	3
Ty'Son Williams	14-78	0	33-135	0*
Caleb Kinlaw	-	-	7-30	0**

\*Stats include North Carolina; \*\*Stats include Wisconsin

## Career Start Chart

Player	'13	'14	'15	'16	'17	All
Cory Helms	11*	12*	RS	13	2	38
Alan Knott	RS	8	9	12	2	31
Chris Lammons	-	7	4	13	2	26
Skai Moore	4	9	11	0	2	26
Zack Bailey	-	-	5	13	2	20
Taylor Stallworth	-	0	5	13	2	20
Hayden Hurst	-	-	1	13	2	16
Deebo Samuel	-	RS	3	10	2	15
Bryan Edwards	-	-	-	12	2	14
D.J. Smith	-	1	1	10	2	14
JaMarcus King	-	JC	JC	11	2	13
B. Allen-Williams	-	2	1	7	2	12
Malik Young	-	RS	0	9	2	11
Jake Bentley	-	-	-	7	2	9
K.C. Crosby	-	-	0	9	0	9
Rico Dowdle	-	-	-	7	2	9
Rashad Fenton	-	-	0	7	2	9
Ulric Jones	JC	JC	RS	8	1	9
Steven Montac	-	-	JC	6	0	6
Dante Sawyer	-	JC	4	0	2	6
Jacob August	-	RS	3	1	1	5
Terry Googer	-	RS	2	3	0	5
A.J. Turner	-	-	RS	4	0	4
D.J. Park	RS	0	0	3	0	3
Donell Stanley	-	RS	0	1	2	3
Antoine Wilder	-	-	RS	3	0	3
T.J. Brunson	-	-	-	0	2	2
Blake Camper	-	-	1	1	0	2
Chavis Dawkins	-	-	-	2	0	2
Keir Thomas	-	-	-	2	0	2
D.J. Wonnum	-	-	-	0	2	2
Randrecous Davis	-	-	-	1/RS	0	1
Kyle Markway	-	-	1	RS	0	1
Shi Smith	-	-	-	-	1	1
Jamayest Williams	-	-	-	-	1	1

\*-Helms starts in 2013 and '14 came at Wake Forest

**WHEN WE WERE YOUNG:** South Carolina was the only Division I school to have freshmen lead the team in both rushing yards (**Rico Dowdle**) and passing yards (**Jake Bentley**) in 2016.

**SAMUEL IS KING:** Despite playing in just 10 games in 2016, **Deebo Samuel** proved to be a playmaker. Samuel led the team with 59 receptions and 783 receiving yards. He ranked third in the SEC in receptions per game (5.9), fourth in receiving yards per game (78.3), third in kickoff return average (26.9) and second in all-purpose yardage per game (132.0). He shined most brightly in the Birmingham Bowl when he tied the school record with 14 catches against USF and set Birmingham Bowl records with 14 receptions and 190 receiving yards. Samuel topped the team with eight touchdowns in 2016, six on the ground, one receiving and one on a kick return.

**MORE OF THE SAME:** **Deebo Samuel** has picked up right where he left off last season. In the opener against NC State, he returned the opening kickoff 97 yards for a score, and caught five passes for 83 yards including a pair of scores. He finished the day with 185 all-purpose yards. Last week at Missouri, he returned another kickoff 97 yards for a touchdown, scored on a 25-yard rush and caught five passes for 45 yards, accumulating 167 all-purpose yards.

**BY AIR, LAND OR SEA:** **Deebo Samuel** has accounted for 15 career touchdowns. He has rushed for seven scores, caught four passes for touchdowns, returned three kickoffs for scores, and even has thrown one TD pass. He also leads the SEC in scoring with 30 points in 2017.

**MOVIN' ON UP:** **Deebo Samuel** moved into 24th place on South Carolina's career receptions list, passing Danny Smith, who logged 78 catches from 1984-87. Samuel now has 81 receptions in his Carolina career. Toby Cates is 23rd with 89 career catches.

**TWO-FOR-TWO:** **Deebo Samuel** has returned two kickoffs this season, both resulting in touchdowns. He is one of only four players in the country to have two kickoff returns for touchdowns this season, joining Keion Davis from Marshall (5 returns), Raymond Calais from Louisiana (7 returns) and Darius Phillips from Western Michigan (8 returns).

**PLAYING WITH A PURPOSE:** **Deebo Samuel** is second in the SEC and tied for ninth in the nation in all-purpose yards, averaging 176.0 per game. Of the players listed in the top-10, Samuel has the third-fewest touches (14) of the group.

**HE PLAYS A GREAT SECOND FIDDLE:** **Bryan Edwards** had the second-best true freshman season for a Gamecock wide receiver in 2016 behind only Alshon Jeffery's 2009 campaign. Edwards opened the 2017 campaign with five receptions for 55 yards against NC State and added five catches for 35 yards at Missouri. With 10 catches,

he and **Deebo Samuel** are both tied for sixth in the SEC with 5.0 receptions per game. The 6-3, 215-pounder from Conway, S.C., has 54 career receptions for 680 yards in his first 14 games.

### CAROLINA WIDE RECEIVERS:

Player	2017		Career	
	Rec-Yards-TD	Rec-Yards-TD	Rec-Yards-TD	Rec-Yards-TD
Deebo Samuel	10-128-2		81-1072-4	
Bryan Edwards	10-90-0		54-680-4	
Terry Googer	0-0-0		12-140-0	
Chavis Dawkins	0-0-0		8-69-0	
Shi Smith	7-45-0		7-45-0	
Randrecous Davis	-		3-45-0	

**DIAMONDS AREN'T FOREVER:** **Hayden Hurst** played professional baseball in the Pittsburgh Pirates' organization after being selected in the 17th round of the 2012 draft. Now a 6-5, 253-pound junior, the 24-year-old Hurst turned in the school's best single-season receiving numbers for a tight end in 2016. His 48 receptions and 616 receiving yards topped the previous marks of 38 catches, set by Doug Hamrick in 1970, and 576 yards, set by Danny Smith in 1987. The former walk-on also served as the Gamecocks' punt returner against Georgia, becoming the biggest punt returner in Division I football in recent memory. He also was selected a permanent team captain in 2016, becoming the first sophomore to earn that distinction. Last week at Missouri, he caught three passes for 69 yards, including a 39-yard touchdown pass. Hurst is now tied for seventh in career receptions by a tight end, matching Weslye Saunders (60). He needs one to match Rory Anderson (61) for sixth and three to match Willie Scott (63) for fifth on the all-time list. With 789 yards, Hurst also passed Willie Scott (787) for receiving yards by a tight end and now ranks sixth in receiving yards by a tight end in school history.

### CAROLINA TIGHT ENDS:

Player	2017		Career	
	Rec-Yards-TD	Rec-Yards-TD	Rec-Yards-TD	Rec-Yards-TD
Hayden Hurst	4-67-1		60-789-2	
K.C. Crosby	0-0-0		23-217-4	
Jacob August	0-0-0		9-90-1	
Kyle Markway	0-0-0		3-57-0	
Kiel Pollard	0-0-0		1-18-0	

**O-LINE EXPERIENCE:** The Gamecocks feature an offensive line that boasts a wealth of experience. **Cory Helms** (38 starts) and **Alan Knott** (31 starts) have logged the most starting assignments on the squad. **Zack Bailey** (20), **Malik Young** (11), **D.J. Park** (3) and **Donell Stanley** (3) also have gained starting experience.

**IT'S A WONDERFUL LIFE:** Junior offensive lineman **Zack Bailey** should be considered for All-SEC accolades this season. Bailey, the most consistent performer on the offensive line, was named to the 2015 SEC All-Freshman team. The 6-6, 311-pounder from Summerville, S.C., has played in all 26 games over the past three seasons with 20 starts, including the last 17 in a row. He was moved to right tackle in the spring after spending the 2016 campaign at left guard.

# Carolina Trends

	WM	WM	
	ALL	@SC	'17
Overall	36-28	8-7	2-0
Home	23-10	5-2	0-0
Road	10-13	2-4	1-0
Neutral	3-5	1-1	1-0
August	1-0	0-0	0-0
September	16-4	4-2	2-0
October	7-11	2-2	0-0
November	11-11	2-2	0-0
December	0-1	0-1	0-0
January	1-1	0-0	0-0
Leading after 1st Quarter	17-7	4-0	0-0
Tied after 1st Quarter	10-5	2-3	1-0
Trailing after 1st Quarter	9-16	2-4	1-0
Leading at Halftime	28-5	6-1	1-0
Tied at Halftime	2-2	1-1	1-0
Trailing at Halftime	6-21	1-5	0-0
Leading after 3rd Quarter	30-3	7-0	2-0
Tied after 3rd Quarter	1-1	0-1	0-0
Trailing after 3rd Quarter	5-24	1-6	0-0
When Scoring First	23-8	6-1	1-0
When Opp. Scores First	13-20	2-6	1-0
Largest Halftime Lead	30	18	4
Largest Halftime Deficit	35	35	0
>Come From Behind Win	15	10	10
Score 20-plus Points	32-8	7-1	2-0
Score 30-plus Points	22-1	5-1	2-0
Opponents Score 20 or less	26-6	3-1	1-0
Decided by 3 or less	3-3	2-0	0-0
Decided by 10 or less	15-13	6-2	1-0
Rush for 100-plus Yards	34-15	7-2	1-0
Rush for 150-plus Yards	26-4	5-1	1-0
Pass for 200-plus Yards	23-19	3-5	1-0
Pass for 300-plus Yards	3-2	0-1	0-0
Total 400-plus Yards	17-2	2-1	0-0
Opp. Rush 100 yards or less	19-5	1-0	1-0
Opp. Pass 200 yards or less	18-16	3-3	0-0
Opp. Total 300 yards or less	18-8	2-0	0-0
Commit More Turnovers	5-18	1-3	0-0
Commit Fewer Turnovers	24-7	6-2	2-0
Commit Equal Turnovers	7-3	1-2	0-0
Lead in Time of Poss.	26-11	5-3	1-0
Trail in Time of Poss.	10-17	3-4	1-0

\*WM=Will Muschamp

**GETTING IN THE SACK:** The Gamecocks logged four sacks, all in the second half, in the season opener against NC State and added one at Missouri. The five sacks ties the squad for fourth in the SEC after two weeks. Carolina recorded 21 sacks a year ago, with Darius English logging nine of those. Here are the individual sack numbers:

SACKS	2017	CAREER
Dante Sawyer	1.0	4.5
D.J. Wonnum	2.0	3.5
Bryson Allen-Williams	1.0	3.5
Skai Moore	0.0	3.5
Keir Thomas	1.0	3.0
Chris Lammons	0.0	1.0
Taylor Stallworth	0.0	1.0
Rashad Fenton	0.0	0.5

**SAWYER STRIPS IT:** Senior **Dante Sawyer** totaled seven stops, including 1.5 tackles for loss and a pair of quarterback hurries in the Gamecocks' 35-28 win over NC State, and made two of the game's most critical defensive plays. Early in the second quarter with the game tied at 14, Sawyer forced a fumble at the NC State 28-yard line, setting up a short field, which the Gamecocks converted into a touchdown and a 21-14 lead. With the Gamecocks on top 28-21 in the third quarter, the 6-3, 275-pounder from Suwanee, Ga., got to NC State quarterback Ryan Finley for an 18-yard strip sack, which the Gamecocks recovered, setting up another touchdown two plays later and a two-score lead. Sawyer was one of only four players in the country to log two forced fumbles in the season's first week.

**TACKLING MACHINE:** Sophomore **T.J. Brunson** is the Gamecocks' top tackler and tied for second in the SEC through two games with 22 stops. Brunson made his first start as a Gamecock memorable. The 6-1, 230-pound linebacker from Columbia, S.C. posted a game- and career-high 16 tackles in the win over NC State. It was the most tackles in a game for a Gamecock since Antonio Allen logged 16 stops against ECU on Sept. 3, 2011, a game that was also played in Charlotte. He followed that up with a six-tackle performance at Missouri. Brunson logged just 12 tackles during the entire 2016 season.

**SKAI RETURNS:** **Skai Moore** is back after missing the entire 2016 season following surgery to address a herniated disk in his neck. The 6-2, 221-pound linebacker from Cooper City, Fla., was the Gamecocks' leading tackler in 2015 with 111 stops, tying for third in the SEC with 9.2 tackles per game. He also led the team with 6.5 tackles for loss and with four pass interceptions, tying for fourth in the SEC. Moore became the first Gamecock to reach the century mark in tackles since 2006, while his 111 tackles was the second-highest total recorded by a Carolina player in the last 25 years. He led the team in tackles for a third-consecutive season, becoming the first player to do so since 1992-94. Moore also has 11 career picks, tying for third on the all-time list. He got off to a solid start with eight tackles in the season opener against NC State and followed that up with a team-leading seven stops at Missouri.

With 158 unassisted tackles, he needs just three to match Ben Washington (161, 1994-97) for 10th in Carolina history.

**MOORE FROM SKAI:** **Skai Moore** can become the first player in school history to lead the team in tackles in four seasons. That accomplishment is rare across the country. Here are the players who have led their team in tackles in all four years:

PLAYER	SCHOOL	YEARS
Dan Bass	Michigan State	1976-79
Mark Blosch	Utah	1982-85
Pete Najarian	Minnesota	1982-85
Larry Station	Iowa	1982-85
Greg Garnica	Ball State	1986-89
Dana Howard	Illinois	1991-94
Mike Staid	Tulane	1991-94
Mike Parker	Houston	1994-97
Dat Nguyen	Texas A&M	1995-98
Greg Jones	Michigan State	2007-10
Jerry Franklin	Arkansas	2008-11
Marcus McGraw	Houston	2008-11
Tyler Matakevich	Temple	2012-15
Dakota Cox	New Mexico	2013-16

**NOSE FOR THE BAW(L):** **Bryson Allen-Williams** recorded his third interception in the past four games with his pick in the fourth quarter at Missouri. Allen-Williams had interceptions at Clemson (Nov. 26) and against USF in the Birmingham Bowl (Dec. 29), in the final two games of the 2016 season.

**PICK THIS:** Carolina picked off its first two passes of the season in the win at Missouri. They recorded 15 interceptions in 2016, third in the SEC. Here are the individual numbers:

INTERCEPTIONS	2017	Career
Skai Moore	0	11
Bryson Allen-Williams	1	4
Chris Lammons	0	4
JaMarcus King	0	3
Jamyest Williams	1	1
Rashad Fenton	0	1
D.J. Smith	0	1
Antoine Wilder	0	1

**CHARLESTON REWARDED:** Redshirt sophomore **Javon Charleston** was rewarded with a scholarship just before the start of fall classes. Charleston, a 6-0, 189-pounder from Gurnee, Ill., is a cousin to former Gamecock great Marcus Lattimore. He came to Carolina as a wide receiver but was moved to safety in the spring. He played in every game in 2016, primarily on special teams.

**JUST FOR KICKS:** The Gamecocks have had to replace the school's all-time leading scorer in placekicker Elliott Fry this season. Fry tallied 359 points over the past four seasons. Redshirt freshman **Alexander Woznick** came out of the spring as the odds on favorite to win the job, but was pressed by freshman **Parker White** in the fall. Both are walk-ons. Woznick has handled all nine of the PATs flawlessly this season, and is 1-for-2 in field goal attempts. Woznick will likely get the call on anything inside the 30, while White will handle the kickoff duties and the longer field goal attempts.



**IT'S NOT MISSING YOU:** Elliott Fry was automatic when it came to extra point attempts. Fry connected on 161-of-162 extra points during his career, with his only miss coming at Georgia in the second game of the 2013 season. Since then, he was accurate on 155 consecutive PATs. Woznick has kept the streak going, hitting all nine of his extra point attempts to run the school record to 164 consecutive PATs made, the nation's sixth-longest streak.

## Current NCAA PAT Streaks

Rk.	School	No.	Last Miss
1.	Michigan	291	09/03/11
2.	Memphis	213	11/17/12
3.	Texas A&M	208	09/21/13
4.	Stanford	180	10/26/13
5.	Auburn	173	11/09/13
6.	South Carolina	164	09/07/13

**THEY'RE ALL NEW:** Whether **Alexander Woznick** or **Parker White** handles the placekicking job, he will be working with an entirely new unit, as **Ben Asbury** is the new deep snapper, replacing four-year starter Drew Williams, and backup quarterback **Danny Gordon** is the holder, replacing Sean Kelly.

**KICKING IT WITH THE 'COCKS:** Redshirt sophomore **Joseph Charlton**, who came to Carolina on a scholarship from A.C. Flora High School in Columbia, won the starting punting duties over redshirt sophomore **Michael Almond**. Almond got the nod in the 2016 Birmingham Bowl when regular punter Sean Kelly was out with an injury, and punted twice for a 44.0-yard average. Charlton was solid in his debut, punting six times for a 46.7-yard average, with a long of 64 against NC State. Last week at Mizzou, he averaged 42.4-yards on five punts, including a career-long 73-yarder, the longest punt by a Gamecock since Marty Simpson had a 79-yard punt in the 1992 season.

**WHO ARE THOSE GUYS?:** The 112-man fall roster (as of August 31) consists of 13 seniors, 21 juniors, 30 sophomores, 16 redshirt freshmen and 32 true freshmen.

**IT'S A NUMBERS GAME:** The Gamecocks returned 63 percent of their total offense from a year ago, including 77 percent of their rushing yards, 53 percent of their passing yards and 97 percent of their receiving yards. The top returning rushers are **Rico Dowdle** (764 yards) and **A.J. Turner** (497). **Jake Bentley** (1,420 yards) is the top returning passer, while **Deebo Samuel** (59 catches, 783 yards), **Hayden Hurst** (48 for 616) and **Bryan Edwards** (44 for 590) are the top three returning receivers. Eight of the squad's top 13 tacklers return for the 2017 season, including the team's top two tacklers from 2016, **D.J. Smith** (80 tackles) and **Bryson Allen-Williams** (75). The Gamecocks also get a lift from the return of senior linebacker **Skai Moore**, who sat out

all of last season with a neck injury. Moore was the squad's leading tackler in each of the previous three seasons.

**TOUGH SLATE:** The Gamecocks have one of the nation's toughest schedules in 2017. One national pundit considers Carolina's four non-conference opponents - NC State, Louisiana Tech, Wofford and Clemson - as the eighth-toughest non-conference slate in the country. The ESPN Football Power Index rates the Gamecocks' schedule as the fifth-toughest in the country, behind only Cal, Georgia, LSU and Florida. Ten of the 12 teams on the docket posted winning records in 2016, with only Missouri and Vanderbilt falling below that mark. Additionally, 10 of the 12 opponents on the 2017 schedule appeared in bowl games last season. Only Syracuse and Notre Dame, with 11 each, will face more teams that are coming off bowl appearances. That tough schedule has proven to be true, as the Carolina opponents have opened the 2017 campaign with a 17-6 record after two weeks, a .739 winning percentage, which improves to 17-4 and an .810 mark when you remove the two losses to the Gamecocks.

**WHO DOES THAT?** The Gamecocks are one of only three Power Five schools to have two games away from their campus before their 2017 home opener. Carolina opened with a neutral site game against NC State in Charlotte before traveling to Missouri. Louisville opened with a neutral site game against Purdue in Indianapolis, then traveled to North Carolina. Stanford has the toughest go of it. They opened in Sydney, Australia against Rice, then are on the road for their next two games, at Southern Cal and San Diego State.

**WINNER, WINNER:** The Gamecocks will face a dozen opponents that combined to win 61.6 percent of its games last season, going 98-61 overall. That ranks as the fourth-highest opponent winning percentage among FBS teams.

RK.	SCHOOL	OPPONENT RECORD	WINNING PCT.
1.	Massachusetts	101-54	.652
2.	LSU	98-58	.628
3.	East Carolina	98-59	.624
4.	South Carolina	98-61	.616
5.	Fresno State	96-50	.615

**PICKS TO CLICK:** The 14 SEC head coaches named junior tight end **Hayden Hurst** and senior linebacker **Skai Moore** to their preseason first-team All-SEC squad. The coaches also tabbed junior offensive lineman **Zack Bailey** and junior **Deebo Samuel** as third-team selections. Samuel made the squad as both a wide receiver and as an all-purpose back. The media attending SEC Media Days named Hurst and Moore to the second team and Samuel to the third-team unit as a wide receiver.

**CAPTAIN, MY CAPTAIN:** The Gamecocks will select captains each week before determining permanent team captains later in the season.

**NC STATE:** Bryson Allen-Williams, Cory Helms, Hayden Hurst, Skai Moore.

**MISSOURI:** T.J. Brunson, Alan Knott, Deebo Samuel, Taylor Stallworth

### IN THE CLASSROOM:

- The Gamecocks were one of six teams that competed in a bowl game following the 2016 season that owned a Graduation Success Rate of at least 90 percent.
- The Gamecocks ranked first in the SEC and third in the country behind only Stanford and Northwestern in the latest Graduation Success Rate (GSR) released by the NCAA.
- The football team recorded its second-highest in-season GPA on record (2.847) during the fall of 2016. The team's spring 2017 GPA was 2.726.

**TOTING THE SHEEPSKIN:** The Gamecocks have four student-athletes who have earned their undergraduate degree. The quartet includes **Ulric Jones** (interdisciplinary studies), **Skai Moore** (interdisciplinary studies), **D.J. Park** (criminal justice) and **Dante Sawyer** (interdisciplinary studies).

**WORKING OVERTIME:** The Gamecocks are 2-3 all-time in games decided in overtime. They won their first overtime game at Missouri, 27-24, in two overtimes on Oct. 26, 2013 in Columbia, Mo., and won in "The Swamp" over Florida by a 23-20 count in 2014. All three overtime losses have come against Tennessee by a field goal: a 23-20 setback on Sept. 27, 2003 in Knoxville, and a 27-24 loss in Knoxville on Oct. 27, 2007 and a 45-42 loss in Columbia on Nov. 1, 2014.

**THEY PAY TO SEE THEM PLAY:** South Carolina ranked 17th in the nation in home attendance in 2016, with an average home crowd of 76,920 attended seven games, just shy of the 80,250 capacity. That total came in spite of a lower than anticipated crowd that attended the Oct. 9 game against Georgia, a game that was moved to Sunday after Hurricane Matthew swept through the Palmetto State and much of the Southeast.

**BIG ROAD CROWDS:** South Carolina will play in three of the nation's 10-largest college football stadiums this fall, traveling to Texas A&M's Kyle Field in College Station (102,733), Tennessee's Neyland Stadium in Knoxville (102,455) and Georgia's Sanford Stadium in Athens (92,746).

**UP NEXT:** The Gamecocks will host Louisiana Tech, out of Conference USA, at Williams-Brice Stadium next Saturday. Carolina leads the all-time series with the Bulldogs by a 4-0-1 count. The teams tied the 1991 contest, then the Gamecocks won four-straight matchups from 1992-95.

## Weekly Award Winners

Deebo Samuel	SEC Special Teams Player of the Week	vs NC State (September 2)
Deebo Samuel	Paul Hornung Award Honor Roll	vs NC State (September 2)

# South Carolina 2017 Rankings

Category	Avg./No.	SEC	NCAA
Scoring Offense	33.0	8	60
Rushing Offense	101.5	12	107
Passing Offense	201.0	8	92
Passing Efficiency	140.3	8	55
Total Offense	302.5	13	113
Scoring Defense	20.5	9	53
Rushing Defense	133.5	9	60
Passing Defense	330.0	13	121
Pass Efficiency Defense	125.3	11	78
Total Defense	463.5	14	107
Kickoff Returns	43.5	1	5
Opp. Kickoff Returns	21.5	12	88
Punt Returns	8.7	6	49
Opp. Punt Returns	11.0	13	102
Net Punting	38.9	10	62
Fumbles Recovered	3	3	5
Fumbles Lost	0	1	1
Passes Intercepted	2	4	32
Passes Had Intercepted	1	7	32
Turnovers Gained	1	5	12
Turnovers Lost	5	1	9
Turnover Margin	2.0	2	5
Sacks	2.5	5	36
Sacks Allowed	2.0	9	70
Tackles for Loss	6.5	8	57
TFLs Allowed	5.5	8	59
3rd Down Percent	48.1	4	29
Opp. 3rd Down Pct	41.2	11	81
4th Down Percent	0.0	11	96
Opp. 4th Down Pct	50.0	5	54
Penalties/Game	5.0	6	38
Penalty Yards/Game	37.0	4	24
Time of Possession	30:27	7	56

## Pronunciation Guide

Shameik Blackshear..... shuh-MEEK  
 Summie Carlay.....SUM-me car-LAY  
 Randrecous Davis.....ran-DREE-cuss  
 Chavis Dawkins..... Rhymes with HAVE-iss  
 Trey Derouen..... duh-ROO-un  
 Rico Dowdle..... DOW-dull  
 Daniel Fennell.....fuh-NELL  
 Terry Googer..... GOO-ger  
 Ulric Jones..... YUR-ick  
 Chris Lammons..... luh-MONZ  
 Skai Moore..... SKY  
 Keisean Nixon.....KEE-shawn

Christian Pellage..... PELL-uge  
 Kiel Pollard..... keel  
 Michael Scarnecchia.....scar-NECK-ee-ah  
 Donell Stanley..... don-ELL  
 Chad Terrell..... tur-ELL  
 Keir Thomas..... KEER  
 Jay Urich..... YUR-ick  
 Jerad Washington..... JEHR-icd  
 Jamyest Williams.....ja-MY-ist  
 Ty'Son Williams..... ty-SAHN  
 Malik Young.....muh-LEEK

## Preseason Accolades

### ZACK BAILEY

Third-Team All-SEC (Coaches)  
 Third-Team All-SEC (Athlon)

### JAKE BENTLEY

Davey O'Brien Award Watch List  
 Maxwell Award Watch List

### RICO DOWDLE

Doak Walker Award Watch List

### HAYDEN HURST

Mackey Award Watch List  
 First-Team All-SEC (Coaches)  
 Second-Team All-SEC (Media)  
 First-Team All-SEC (Athlon)

### ALAN KNOTT

Rimington Award Watch List

### SKAI MOORE

Bednarik Award Watch List  
 Butkus Award Watch List  
 Nagurski Trophy Watch List  
 First-Team All-SEC (Coaches)  
 Second-Team All-SEC (Media)  
 Second-Team All-SEC (Athlon)

### DEEBO SAMUEL

Biletnikoff Award Watch List  
 Hornung Award Watch List  
 Maxwell Award Watch List  
 Third-Team All-SEC (Coaches - WR)  
 Third-Team All-SEC (Coaches - AP)  
 Third-Team All-SEC (Media)  
 First-Team All-SEC (Athlon - AP)  
 Second-Team All-SEC (Athlon - KR)

### ANTOINE WILDER

Wuerffel Trophy Watch List

## Tracking the 2017 Opponents

Opponent (Date vs. SC)	Record	Last Game	Next Game
vs NC State (9/2)	1-1	W, 37-20 vs Marshall	vs Furman (9/16)
Missouri (9/9)	1-1	L, 31-13 vs <b>South Carolina</b>	vs Purdue (9/16)
at Kentucky (9/16)	2-0	W, 27-16 vs Eastern Kentucky	<b>at South Carolina (9/16)</b>
Louisiana Tech (9/23)	1-1	L, 57-21 vs Mississippi State	at Western Kentucky (9/16)
at Texas A&M (9/30)	1-1	W, 24-14 vs Nicholls State	vs Louisiana-Lafayette (9/16)
Arkansas (10/7)	1-1	L, 28-7 vs TCU	vs Texas A&M (9/23)
at Tennessee (10/14)	2-0	W, 42-7 vs Indiana State	at Florida (9/16)
Vanderbilt (10/28)	2-0	W, 42-0 vs Alabama A&M	vs Kansas State (9/16)
at Georgia (11/4)	2-0	W, 20-19 at Notre Dame	vs Samford (9/16)
Florida (11/11)	0-1	Cancelled vs Northern Colorado	vs Tennessee (9/16)
Wofford (11/18)	2-0	W, 28-27 at Mercer	vs Gardner-Webb (9/23)
Clemson (11/25)	2-0	W, 14-6 vs Auburn	at Louisville (9/16)
<b>Opp. Overall Record</b>	<b>17-6 (.739)</b>		

## 2017 Drive Chart Summary

### South Carolina

Opp.	Drives	TD	FG Missed	Punt	Downs	Fum	INT	Half	3-Out
NCST	13	4	0	0	6	0	0	2	5
MIZ	13	4	1	1	5	0	0	2	3
UK									
LATECH									
A&M									
ARK									
TENN									
VANDY									
UGA									
FLA									
WOFF									
CLEM									
<b>TOT</b>	<b>26</b>	<b>8</b>	<b>1</b>	<b>1</b>	<b>11</b>	<b>0</b>	<b>0</b>	<b>4</b>	<b>8</b>

### Opponents

Opp.	Drives	TD	FG Missed	Punt	Downs	Fum	INT	Half	3-Out
NCST	13	4	0	1	4	2	0	0	2
MIZ	11	1	2	1	4	1	0	2	1
UK									
LATECH									
A&M									
ARK									
TENN									
VANDY									
UGA									
FLA									
WOFF									
CLEM									
<b>TOT</b>	<b>24</b>	<b>5</b>	<b>2</b>	<b>2</b>	<b>8</b>	<b>3</b>	<b>2</b>	<b>0</b>	<b>3</b>



## Media Services

### Weekly Press Conference:

Head Coach Will Muschamp conducts a weekly press conference at 1 pm ET on Tuesdays in the Media Interview Room, located underneath the west stands of Williams-Brice Stadium. Media members attending the press conference should enter the stadium through Gate 20 near the press elevator on the west side of the stadium off Bluff Road. Cross the concourse and walk down the Hall of Captains to the Media Interview Room. The press conference will be streamed live on the official website of South Carolina Athletics, [www.gamecocksonline.com](http://www.gamecocksonline.com). The University of South Carolina communications office will make Coach Muschamp's weekly press conference available for the media via an FTP site. For more information, contact Matt Freed at [mfreed@mailbox.sc.edu](mailto:mfreed@mailbox.sc.edu).

### Weekly Teleconference:

Head Coach Will Muschamp conducts a weekly teleconference at 7 pm ET on Sundays. Please contact Steve Fink at [finksc@mailbox.sc.edu](mailto:finksc@mailbox.sc.edu) for the phone number and passcode to participate.

### SEC Teleconference:

The SEC will host a weekly press teleconference each Wednesday from Aug. 30 through Nov. 22. The teleconference, open to the media, will feature the head coach from each team every week. Coach Muschamp's scheduled time is 1 pm ET. Contact the SEC Media Relations office at for the number and passcode.

### Carolina Calls:

Will Muschamp and play-by-play voice Todd Ellis host the weekly Carolina Calls radio show from Wild Wing Cafe in the Vista on Thursday nights from 7-8 p.m. ET. Carolina Calls can be heard on the flagship station of Carolina Athletics, 107.5 The Game.

### Carolina Football TV Show:

FOX Sports Southeast carries the "Gamecock Football with Coach Will Muschamp" TV show Sunday mornings at 11:30. In addition, the following stations will carry the show at the listed times:

WACH: Columbia, SC airs Sundays at 10:30 pm  
WCIV: Charleston, SC airs Sundays at 11:30 pm  
WPDE: Myrtle Beach/Florence, SC airs Sundays at 12:30 pm

## Gamecocks In The NFL

Name	Team	Position	Lettered
Jerell Adams	New York Giants	Tight End	2012-15
Damiere Byrd	Carolina Panthers	Wide Receiver	2011-14
A.J. Cann	Jacksonville Jaguars	Offensive Guard	2011-14
Jadeveon Clowney	Houston Texans	Defensive End	2011-13
Jared Cook	Oakland Raiders	Tight End	2006-08
Pharoh Cooper	Los Angeles Rams	Wide Receiver	2013-15
Chris Culliver*	Indianapolis Colts	Cornerback	2007-10
Mike Davis#	Seattle Seahawks	Running Back	2012-14
Patrick DiMarco	Buffalo Bills	Fullback	2007-10
Bruce Ellington	Houston Texans	Wide Receiver	2011-13
Stephon Gilmore	New England Patriots	Cornerback	2009-11
Melvin Ingram	San Diego Chargers	Linebacker	2007, 2009-11
Alshon Jeffery	Philadelphia Eagles	Wide Receiver	2009-11
Isaiah Johnson#	Tampa Bay Buccaneers	Safety	2015
T.J. Johnson	Cincinnati Bengals	Center	2009-12
Johnathan Joseph	Houston Texans	Cornerback	2005
Marquavius Lewis#	Buffalo Bills	Defensive End	2015-16
Captain Munneryn	Carolina Panthers	Cornerback	2006-08
Corey Robinson	Detroit Lions	Offensive Tackle	2012-14
Brandon Shell	New York Jets	Offensive Tackle	2012-15
Darian Stewart	Denver Broncos	Safety	2006-09
D.J. Swearingen	Washington Redskins	Safety	2009-12
Ryan Succop	Tennessee Titans	Placekicker	2005-08
Brandon Wilds*	Cleveland Browns	Running Back	2011, 2013-15

\*Reserved/Injured List #-Practice Squad

## Carolina Future Football Schedules

2018 Non-Conference		SEC Rotation		SEC Rotation (Continued)	
09/01	Coastal Carolina	2018	at Ole Miss	2022	at Arkansas
09/15	Marshall	2019	vs Alabama	2023	vs Mississippi State
11/17	Chattanooga	2020	at LSU	2024	at Alabama
11/24	at Clemson	2021	vs Auburn	2025	vs Ole Miss

## Carolina Football Radio Affiliates

Abbeville	WZLA-FM	92.9	Greenville	WROO-FM	104.9
Aiken/Edgefield	WKSX-FM	92.7	Hilton Head	WVSC-FM	99.1
Allendale	WDOG-FM	93.5	Hilton Head	WVSC-FM	106.5
Camden	WPUB-FM	102.7	Lake City	WHYM-AM	1260
Camden	WCAM-AM	1590	Myrtle Beach	WSYN-FM	103.1
Charleston	WWIK-FM	98.9	Newberry	WKDK-AM	1240
Chesterfield	WVSZ-FM	107.3	Rock Hill	WRHM-FM	107.1
Columbia	WNKT-FM	107.5	Rock Hill	WVSZ-FM	107.3
Florence	WFRK-FM	93.5	Seneca	WSNW-AM	1150
Florence	WHYM-AM	1260	Seneca	WSNW-FM	94.1
Gaffney	WZZQ-AM	1500	Sumter	WIBZ-FM	95.5
Gaffney	WZZQ-FM	104.3	Union	WBCU-AM	1460

## Weekly Media Availability

SUNDAY	MONDAY	TUESDAY	WEDNESDAY	THURSDAY	FRIDAY	SATURDAY
The team will practice at 5 pm. Head coach Will Muschamp holds a teleconference at 7 pm. No player availability. Tuesday's player requests must be submitted to Steve Fink by 5 pm.	The team is scheduled for a mandatory off day. No media availability for coaches or players.	The team will practice at 9 am. Requested and approved players will be available at Williams-Brice Stadium following practice. Head Coach Will Muschamp holds a 1 pm press conference in the Media Room.	The team will practice at 9 am. Coach Muschamp is on the SEC conference call at 1 pm.	The team will practice at 9 am. There is no media availability. Head coach Will Muschamp's weekly radio show is from 7-8 pm ET.	Head coach Will Muschamp, coordinators and selected players are available for network television only on home games.	Head coach Will Muschamp and requested and approved players (excluding freshmen) will be available in Media Interview Room following the game. The Gamecocks' locker room is closed to the media.

# Notes of Interest from the Palmetto State's Flagship University

◆ South Carolina finished in 21st place in the Learfield Directors' Cup Standings in 2016-17, its highest finish since the 2002-03 campaign and the third-highest finish in school history.

◆ Since the inception of the Palmetto Series, the Gamecocks have captured the title both years, defeating Clemson in 2015-16 by a 10-5 count, and taking the 2016-17 crown in an 8-7 decision. The Certified SC Grown Palmetto Series is sponsored by the South Carolina Department of Agriculture (SCDA) and is a year-long competition between the two schools in which points are awarded for the winners of head-to-head meetings in each sport. Points were also awarded for highest team GPA and for a food drive during the fall aimed at tackling hunger in their communities.



◆ South Carolina is the only Division I athletics program this decade to have at least one Top-4 national finish (championships and/or polls) each in football, men's and women's basketball and baseball.

◆ The women's basketball program's national title in 2017 was the seventh overall in the athletic department's history. Four South Carolina programs now boast a National Championship, as the women join women's outdoor track and field (2002), baseball (2010, 2011) and equestrian (2005, 2007, 2015) on the list of Gamecock teams to win a national title.

◆ South Carolina's double Final Four this year in men's and women's basketball was only the 13th time in NCAA history and the third time in SEC history that this feat has been accomplished.

◆ Five South Carolina athletics teams have made the Elite 8 in NCAA Championships during the last 12 months: men's and women's basketball, men's and women's golf and women's soccer.

◆ Sindarius Thornwell (men's basketball), A'ja Wilson (women's basketball), Savannah McCaskill (women's soccer-offensive) and Kaleigh Kurtz (women's soccer-defensive) earned SEC Player of the Year honors in their sports during the 2016-17 school year.

◆ South Carolina student-athletes have led the SEC in community service hours in each of the last four years. In 2016-17, Gamecock student-athletes performed 9,298 hours of community service. South Carolina men's tennis was named the Intercollegiate Tennis Association Carolina Region Community Service Team of the Year and Maya Evans, a junior on the women's track & field team, was named the SEC Brad Davis Community Service Leader of the Year. During her collegiate career, Evans accumulated over 700 hours of community service.

◆ A total of 379 South Carolina student-athletes made the 2016-17 SEC Academic Honor Rolls, first among league schools (90-Fall, 78-Winter, 118-Spring, 93-First Year). Carolina student-athletes posted a combined 3.23 GPA for the Spring 2017 semester, marking the 21st consecutive semester of more than a 3.0 GPA for Gamecock student-athletes.

◆ Fourteen of the 18 South Carolina athletics teams earned a 3.0 or better GPA this past spring. Women's Swimming & Diving (3.705) earned its second highest GPA to date, which not only led all of the Gamecock programs this spring, but it also ranked second nationally. Equestrian (3.488), Women's Soccer (3.567), Men's Track & Field (3.265) and Volleyball (3.673) also earned its second-highest GPAs ever recorded.

◆ South Carolina Football has three endowed scholarships. Recipients for endowed scholarships are selected each year by the head coach. The 2017 scholarships and recipients are:

- Marcus Lattimore Endowed Football Scholarship – **Bryson Allen-Williams**
- Tommy Suggs Endowed Quarterback Scholarship – **Jake Bentley**
- Wraellen and Larry Winn Endowed Tight End Scholarship – **Hayden Hurst**

◆ Gamecock radio analyst **Tommy Suggs** is one of the longest tenured radio voices in college football. The former standout quarterback who led the Gamecocks to the 1969 ACC Championship, is in his 45th season as part of the Carolina radio crew.

◆ South Carolina is building a \$50 million Football Operations Center. The state-of-the-art facility is located adjacent to the Jerri and Steve Spurrier Indoor Football Facility, and will provide the coaches and student-athletes with the ability to train and compete at the highest level. It will feature: coaches' offices, locker room, meeting rooms, weight room, training room, dining room, players' lounge and equipment room.

◆ In the eight sports in which it competes that the NCAA keeps attendance statistics, South Carolina finished in the Top 25 in seven sports (average attendance), most of any school in the country.

## Top 25 Program

Eleven Gamecock teams finished the season ranked in the Top 25 for their play on the field while seven finished in the top 25 in average attendance during the 2016-17 school year:

Final NCAA Ranking		Average Attendance Ranking	
#1	Women's Basketball	#1	Women's Basketball
#5	Women's Soccer	#3	Women's Soccer
#5	Equestrian	#5	Baseball
#6	Men's Basketball	#8	Men's Soccer
#8	Beach Volleyball	#11	Softball
#10	Women's Golf	#17	Football
#15	Women's Tennis	#21	Men's Basketball
#15	Men's Swimming & Diving		
#21	Men's Tennis		
#25	Softball		
#25	Women's Indoor Track & Field		

### GAMECOCK ATHLETICS MISSION STATEMENT

Gamecock Athletics develops our student-athletes intellectually, athletically, socially, and culturally to relentlessly compete for championships and high levels of achievement at the University and throughout life in harmony with our University's mission and vision.

### GAMECOCK ATHLETICS VISION STATEMENT

We serve as a source of pride and inspiration to our University, our state, our nation and the world by relentlessly competing for championships with integrity, character, and passion.

### GAMECOCK ATHLETICS CORE VALUES

**Integrity:** We expect and consistently demonstrate the highest standards of honesty, sportsmanship and character.

**Respect:** We hold each other mutually accountable for upholding our values. We honor all people while celebrating each individual's culture, beliefs and ideas.

**Positive Student-Athlete Experience:** We provide an environment that supports each student-athlete's well-being and success by encouraging personal, academic, and athletic development while at USC and beyond.

**Pursuit of Excellence:** We passionately and relentlessly pursue the achievement of excellence throughout every aspect of our lives.

**Stewardship:** We are trustworthy stewards of the reputation of the University, our resources, our relationships, and the experiences of our stakeholders and will demonstrate stewardship through service to our community.

# The Last Time They Met

**GM**  
**4**

**Kentucky 17**  
**South Carolina 10**



September 24, 2016  
Commonwealth Stadium  
Lexington, Ky.  
51,702



LEXINGTON, Ky. — South Carolina (2-2, 1-2 SEC) fell in a close contest at Kentucky (2-2, 1-1 SEC) on Saturday night at Commonwealth Stadium.

Kentucky retook the lead with 10:21 to play when Benny Snell capped an 11-play, 65-yard drive with a one-yard score. Snell ran for 50 of the drive's 65 yards on the drive on nine carries.


The Gamecocks had one last chance, getting the ball with 4:23 to go. Freshman quarterback Brandon McIlwain led the Gamecocks to three first downs, but Kentucky buckled down and stopped the drive.

Kentucky finished a drive that took the final third of the first quarter early in the second with Austin McGinnis' 30-yard field goal. Stanley Williams had three passes of over 10 yards as part of the 12-play drive, two coming on third down.

The Gamecocks answered on redshirt freshman A.J. Turner's 12-yard run with 5:44 left in the second quarter, taking a 7-3 advantage. The running back ran it five times on the drive, breaking free on the right side to cap the drive. Sophomore tight end Hayden Hurst set up the score with his 30-yard reception of McIlwain's pass.

The Wildcats started the second half fast, taking the 10-7 lead after Stanley Williams scampered for a 43-yard touchdown. Stephen Johnson completed two passes for first downs on the five-play drive, both to Jeff Badet for 28 and 11 yards, respectively. He also recovered his own fumble on the play before Williams' score.

South Carolina knotted things at 10-10 with seconds left in the third quarter on senior Elliott Fry's 35-yard field goal. McIlwain connected with tight ends Hurst and Jacob August on the drive, the latter hauling in a 29-yard pass to get the Gamecocks deep into Kentucky territory.



South Carolina	0	7	3	0	10
Kentucky	0	3	7	7	17

## Scoring Summary

2nd	14:15	UK	MacGinnis 30-yard field goal (12-60-5:58)	0-3
2nd	3:21	SC	Turner 12-yard run (Fry kick) (10-80-4:23)	7-3
3rd	12:45	UK	Williams 43-yard run (MacGinnis kick) (5-75-2:15)	7-10
3rd	0:19	SC	Fry 35-yard field goal (7-36-2:49)	10-10
4th	10:21	UK	Snell 1-yard run (11-65-4:58)	10-17

## Team Statistics

	SC	UK
First Downs	16	23
Rushing	5	14
Passing	10	7
Penalty	1	2
Net Yards Rushing	91	216
Rushing Attempts	35	50
Net Yards Passing	177	135
Cmp.-Att.-Int.	15-30-0	11-19-1
Total Offense Yards	268	351
Total Offense Plays	65	69
Fumbles: No.-Lost	0-0	3-1
Penalties: No.-Yards	5-45	4-30
Punts-Yards	8-344	5-198
Avg. Yards Per Punt	37.4	40.8
Punt Returns: No.-Yards	1-5	1-8
Kickoff Returns: No.-Yards	2-38	1-32
Interceptions: No.-Yards	1-0	0-0
Possession Time	27:20	32:40
Third Down Conversions	3-13	4-13
Fourth Down Conversions	0-1	1-1
Red Zone Scores-Chances	2-2	2-2
Sacks By: No.-Yards	4-37	4-30
PAT Kicks	1-1	2-2
Field Goals	1-1	1-1

## Individual Statistics

**RUSHING: SC:** Turner 12-42; Da. Williams 9-33; McIlwain 13-11; J. Smith 1-5. **UK:** Williams 15-123; Snell 16-73; Kemp 4-16; Johnson 13-6; Team 2-(-2).

**PASSING: SC:** McIlwain 15-30-0-177. **UK:** Johnson 11-19-1-135.

**RECEIVING: SC:** Hurst 7-84; Edwards 2-16; Turner 2-13; August 1-29; Dawkins 1-13; Da, Williams 1-12; Googer 1-10. **UK:** Johnson 4-38; Badet 2-39; Timmons 2-30; Richardson 1-19; Conrad 1-8; Ross 1-1.

**PUNT RETURNS: SC:** Fenton 1-5. **UK:** Walker 1-8.

**KICKOFF RETURNS: SC:** Turner 2-38. **UK:** Snell 1-32.

**INTERCEPTION RETURNS: SC:** D.J. Smith 1-0. **UK:** None.



# The Last Time They Met in Columbia

**GM**  
**2**

**Kentucky 26**  
**South Carolina 22**



September 12, 2015  
Williams-Brice Stadium  
Columbia, S.C.  
82,178



**COLUMBIA, S.C.**— The Kentucky Wildcats (2-0, 1-0 SEC) would do just enough to hold off a furious second-half comeback attempt in a 26-22 win over Carolina (1-1, 0-1 SEC).

The nine-day break since the team's game against North Carolina would not slow down linebacker Skai Moore, who helped set up the game's first scoring drive of the day with his third interception of the season. Just one play later, Connor Mitch ran it in for his first career rushing touchdown.

The visitors would rally back for the game's next two scores and closed the first quarter with a 14-7 lead.

Brandon Wilds would be tasked with helping to boost the offense, and his effective running between the tackles would be its first spark of the night. With 7:21 to go in the first half, Wilds ran on four of the first five plays of the drive for 25 yards total. Connor Mitch would then hook up with Pharoh Cooper on a post route to put the offense in the redzone for the first time since its one-play scoring drive in the first quarter.

Just a few plays later, though, a botched option pitch would not only cost the Gamecocks seven yards on third down, but it would cost them their starting quarterback as well. Mitch would dive for the fumbled pitch, but injured his shoulder in the process.

A missed field goal ended Carolina's drive, and the Wildcats offense made quick work in the final three minutes of the half with a 76-yard touchdown drive. Towles set it up with a pair of long completions and capped it himself with a one-yard dive with seconds remaining in the half for a 24-7 lead.

The Gamecock defense came out on a mission to start the second half and quickly forced Kentucky's first punt of the game. A low, spiraling punt would be returned for 24 yards by Pharoh Cooper to set up the offense.

Perry Orth would take the reins of the offense after Mitch was diagnosed with a shoulder injury, and he and Cooper would connect to get the team back into the redzone. Carolina would later settle for a 27-yard field goal to get back on the scoreboard.

Kentucky would go three-and-out again to set up the Gamecocks just shy of midfield. A 34-yard run for Brandon Wilds on the first play of the drive would keep sliding the momentum little by little. The drive would stall inside the 15 again, though, leading to another Fry field goal and a 24-13 game.

The Wildcats continued to be stymied on offense, going three-and-out on its third straight drive of the half with four minutes to go in the third and the Gamecocks took over with the comeback attempt thriving. Strong runs from Shon Carson would put them down to the two yard line, but a penalty would set them back.

As the third quarter came to a close, the Gamecocks held a 136-22 advantage in yards gained in the 15-minute span, but were still in search of that elusive touchdown. The penalty would ultimately come back to cost them and a third straight drive would be sealed by a field goal.

After a fourth-straight punt from Kentucky, the Gamecocks would use some clutch throws from Orth to finally hit pay-dirt. Facing a third-and-12 on their own 33, Orth hit Cooper for 16. Later in the drive, he connected with Deebo Samuel for 10 on fourth-and-two, and on the very next play Jerrell Adams took a post route 33 yards for the score and a 24-22 game. It was Orth's first career touchdown pass.

On the team's two-point attempt to try and tie the game, Cooper would fumble and Kentucky took it 98 yards for two points of their own and a 26-22 advantage. It would be a game-defining play, as it meant the Gamecocks needed a touchdown to complete the comeback.

The Wildcats would convert their first first down of the half with eight minutes to go, trying to respond to Carolina's comeback. It would go no further than that, but put 89 yards in front of the Gamecocks with just seven minutes left to go. What started as a healthy drive would be stopped after Orth was intercepted at the Kentucky 23 after being flushed from the pocket. The Wildcats were able to seal the win after a pair of first downs burned Carolina's remaining timeouts.



Kentucky	14	10	0	2	26
South Carolina	7	0	6	9	22

## Scoring Summary

1st	12:03	SC	Mitch 1-yard run (Fry kick) (1-1-0:05)	7-0
1st	7:49	UK	Horton 8-yard run (MacGinnis kick) (10-80-4:07)	7-7
1st	1:48	UK	Kemp 2-yard run (MacGinnis kick) (8-76-3:02)	7-14
2nd	7:29	UK	MacGinnis 29-yard field goal (15-59-6:45)	7-17
2nd	0:17	UK	Towles 1-yard run (MacGinnis kick) (7-76-2:29)	7-24
3rd	11:13	SC	Fry 27-yard field goal (5-33-1:25)	10-24
3rd	6:18	SC	Fry 29-yard field goal (7-47-2:06)	13-24
4th	14:14	SC	Fry 21-yard field goal (10-56-4:53)	16-24
4th	8:09	SC	Adams 33-yard pass from Orth (P Cooper rush fumble) (10-78-4:49)	22-24
4th	8:09	UK	Ware PAT return	22-26

## Team Statistics

	UK	SC
First Downs	19	22
Rushing	12	9
Passing	7	10
Penalty	0	3
Net Yards Rushing	207	195
Rushing Attempts	38	34
Net Yards Passing	192	222
Cmp.-Att.-Int.	21-29-1	17-27-1
Total Offense Yards	399	417
Total Offense Plays	67	61
Fumbles: No.-Lost	3-0	1-0
Penalties: No.-Yards	7-74	5-50
Punts-Yards	5-182	3-122
Avg. Yards Per Punt	36.4	40.7
Punt Returns: No.-Yards	0-0	2-24
Kickoff Returns: No.-Yards	2-33	2-42
Interceptions: No.-Yards	1-3	1-14
Possession Time	31:48	28:12
Third Down Conversions	4-14	2-10
Fourth Down Conversions	2-2	1-1
Red Zone Scores-Chances	4-4	4-5
Sacks By: No.-Yards	2-13	1-5
PAT Kicks	3-3	1-1
Field Goals	1-1	3-4

## Individual Statistics

**RUSHING: UK:** Williams 14-107; Kemp 13-78; Horton 2-20; Towles 4-8; King 1-1; Team 4-(-7). **SC:** Wilds 16-106; Nuñez 2-40; Carson 5-36; Da. Williams 5-18; Mitch 4-7; Orth 1-(-5); Team 1-(-7).

**PASSING: UK:** Towles 21-29-1-192. **SC:** Orth 13-20-1-179; Mitch 4-7-0-43.

**RECEIVING: UK:** Badet 4-62; Baker 4-51; Johnson 4-39; Williams 4-23; Bone 2-10; Horton 1-5; Timmons 1-2; Kemp 1-0. **SC:** P. Cooper 9-100; Adams 3-52; Wilds 2-22; Heard 1-31; Samuel 1-10; August 1-7.

**PUNT RETURNS: UK:** None. **SC:** P. Cooper 2-24.

**KICKOFF RETURNS: UK:** King 2-33. **SC:** Carson 2-42.

**INTERCEPTION RETURNS: UK:** Westry 1-3. **SC:** Moore 1-14.

# 2017 South Carolina Gamecocks Football Numerical Roster

No.	Name	Pos.	Ht.	Wt.	Yr.-Exp	Hometown (High/Last School)
1	Deebo Samuel	WR	6-0	215	JR-2L	Inman, S.C. (Chapman)
3	Chris Lammons	DB	5-10	190	SR-3L	Lauderhill, Fla. (Plantation)
3	K.C. Crosby	TE	6-1	242	JR-2L	Bamberg, S.C. (Bamberg-Ehrhardt)
4	Bryson Allen-Williams	LB	6-0	230	SR-3L	Ellenwood, Ga. (Cedar Grove)
4	Darius Douglas	QB	5-11	185	FR-HS	Moncks Corner, S.C. (Berkeley)
5	Rico Dowdle	RB	5-11	220	SO-1L	Asheville, N.C. (A.C. Reynolds)
5	Keir Thomas	DL	6-2	262	SO-1L	Miami, Fla. (Miami Central)
6	Terry Googer	WR	6-4	217	JR-2L	Atlanta, Ga. (Woodward Academy)
6	T.J. Brunson	LB	6-1	230	SO-1L	Columbia, S.C. (Richland Northeast)
7	JaMarcus King	DB	6-2	186	SR-1L	Mobile, Ala. (Blount/Coffeyville C.C.)
8	D.J. Wonnum	DL	6-4	251	SO-1L	Stone Mountain, Ga. (Stephenson)
8	Randrecous Davis	WR	5-10	186	FR-RS	Atlanta, Ga. (Mays)
9	Keisean Nixon	DB	5-10	192	JR-JC	Compton, Calif. (Salesian/Az. Western)
9	Jerad Washington	WR	5-8	171	SO-SQ	Jacksonville, Fla. (First Coast)
10	Skai Moore	LB	6-2	218	SR-3L	Cooper City, Fla. (University)
10	Jay Urich	QB	6-4	194	FR-HS	Greenville, S.C. (Wren)
11	Eldridge Thompson	LB	6-1	215	JR-JC	Houston, Texas (White Station/ Coffeyville C.C.)
12	Michael Scarnecchia	QB	6-4	209	JR-SQ	Fleming Island, Fla. (Fleming Island)
12	Kaleb Chalmers	DB	5-10	181	SO-JC	Greenwood, S.C. (Greenwood/ Northwest Mississippi C.C.)
13	Shi Smith	WR	5-10	179	FR-HS	Union, S.C. (Union County)
15	Aaron Sterling	DL	6-1	240	FR-HS	Atlanta, Ga. (Tucker)
15	Drew Dinsmore	QB	6-5	210	FR-HS	Suwanee, Ga. (Collins Hill)
16	Rashad Fenton	DB	5-10	184	JR-2L	Miami, Fla. (Miami Carol City)
16	Bailey Hart	QB	6-2	179	FR-RS	Mount Pleasant, S.C. (Wando)
17	Danny Gordon	QB	6-0	211	JR-SQ	Worthington, Ohio (Worthington/ Miami (Ohio))
17	Javon Charleston	DB	6-0	189	SO-1L	Gurnee, Ill. (Warren)
18	OrTre Smith	WR	6-4	219	FR-HS	Mount Pleasant, S.C. (Wando)
19	Jake Bentley	QB	6-3	220	SO-1L	Opelika, Ala. (Opelika)
19	Brad Johnson	DL	6-2	225	FR-HS	Pendleton, S.C. (Pendleton)
20	Joseph Charlton	K/P	6-5	190	SO-SQ	Columbia, S.C. (A.C. Flora)
21	Jamyest Williams	DB	5-9	175	FR-HS	Dacula, Ga. (Grayson)
22	Steven Montac	DB	5-11	181	JR-1L	Covington, Ga. (Newton/Coffeyville C.C.)
22	Austin Connor	WR	6-0	180	FR-HS	Irmo, S.C. (Dutch Fork)
23	Korey Banks	DB	5-11	187	SO-1L	Tyrone, Ga. (Sandy Creek)
24	D.J. Smith	DB	5-11	198	SR-3L	Marietta, Ga. (Walton)
24	Garrett Frederick	WR	5-11	177	FR-RS	Plano, Texas (Plano)
25	A.J. Turner	RB	5-10	184	SO-1L	Clifton, Va. (Centreville)
26	Jaylin Dickerson	DB	6-1	188	FR-HS	Southern Pines, N.C. (Pinecrest)
27	Ty'Son Williams	RB	6-0	215	SO-SQ	Sumter, S.C. (Crestwood/N. Carolina)
28	Tavyn Jackson	DB	5-10	174	FR-HS	Tallahassee, Fla. (Rickards)
29	Antoine Wilder	LB	5-10	190	SO-1L	Riverdale, Ga. (Hapeville Charter)
30	Damani Staley	LB	6-1	210	FR-HS	Columbia, S.C. (Ridge View)
31	Slade Carroll	RB	5-10	205	FR-HS	Lexington, S.C. (Lexington)
32	Brett Shore	LB	5-11	214	SR-SQ	Irmo, S.C. (Dutch Fork/Tyler J.C.)
32	Caleb Kinlaw	RB	5-11	202	JR-JC	Goose Creek, S.C. (Goose Creek/ Pearl River C.C.)
33	Zay Brown	DB	5-11	194	FR-HS	Athens, Ga. (Clarke Central)
34	Scott Grant	DB	5-10	192	JR-SQ	Laurens, S.C. (Laurens)
34	Mon Denson	RB	5-10	209	SO-SQ	LaGrange, Ga. (LaGrange)
35	Daniel Fennell	DL	6-3	244	SO-1L	Loganville, Ga. (Grayson)
36	C.J. Freeman	RB	5-11	210	FR-RS	Greensboro, N.C. (Northern Guilford)
36	Sean McGonigal	LB	6-2	205	FR-HS	Myrtle Beach, S.C. (Myrtle Beach)
39	Demetrius Smalls	DB	5-9	174	SR-SQ	Bluffton, S.C. (Bluffton)
39	Parker Rankin	TE	6-1	233	FR-HS	Camden, S.C. (Camden)
40	Jacob August	TE	6-6	258	JR-2L	Columbia, S.C. (Cardinal Newman/ Fork Union)
40	Jason Senn	DB	5-8	182	SO-SQ	Beaufort, S.C. (Beaufort)
41	Caleb Jenerette	TE	6-2	200	FR-HS	Aynor, S.C. (Aynor)

No.	Name	Pos.	Ht.	Wt.	Yr.-Exp	Hometown (High/Last School)
42	Alexander Woznick	PK	5-11	164	FR-RS	Greenville, S.C. (Eastside)
43	Parker White	K/P	6-4	195	FR-HS	Mount Pleasant, S.C. (Wando)
44	Sherrrod Greene	LB	6-1	223	FR-HS	Rocky Mount, N.C. (Rocky Mount)
45	Ben Asbury	LS	5-10	210	JR-SQ	Atlanta, Ga. (Holy Innocents' Episcopal/ Berry College)
45	Spencer Eason-Riddle	LB	5-11	219	FR-RS	Raleigh, N.C. (Leesville Road)
46	Harrison Freeman	LS	6-4	224	FR-RS	Raleigh, N.C. (Leesville Road)
47	Jaylan Foster	DB	5-11	190	SO-TR	Duncan, S.C. (Byrnes/Gardner-Webb)
47	Austin Snow	K/P	6-1	165	FR-HS	Powdersville, S.C. (Powdersville)
49	Matthew Smith	LS	6-1	205	FR-HS	Roswell, Ga. (Roswell)
50	Sadarius Hutcherson	OL	6-4	316	FR-RS	Huntingdon, Tenn. (Huntingdon)
50	Griffin Gentry	DL	6-1	262	FR-RS	Birmingham, Ala. (Homewood)
51	Cory Helms	OL	6-4	309	SR-1L	Alpharetta, Ga. (Milton/Wake Forest)
52	Carlton Felder	DE	6-2	227	FR-HS	Columbia, S.C. (Irmo)
53	Mitch Langford	LB	5-10	215	JR-TR	Richburg, S.C. (Lewisville/Newberry)
54	Davonne Bowen	LB	6-1	218	FR-HS	Simpsonville, S.C. (Woodmont)
55	Christian Peltage	OL	6-6	296	SO-1L	Brooksville, Fla. (Nature Coast Tech)
57	Jazuun Outlaw	DE	6-3	215	FR-HS	Dillon, S.C. (Dillon)
58	Cole Davis	LB	6-1	215	FR-HS	St. Johns, Fla. (Bartram Trail)
59	Alex DeLoach	LB	6-3	210	FR-HS	Summerville, S.C. (Ashley Ridge)
60	Chandler Farrell	OL	6-2	292	FR-RS	Summerville, S.C. (Summerville)
61	Javion Duncan	DL	6-0	270	JR-SQ	Simpsonville, S.C. (Woodmont/Citadel)
61	Cameron Johnson	OL	6-6	305	FR-RS	Bennettsville, S.C. (Marlboro County)
62	Brandon Chiazza	PK	5-11	165	FR-HS	Malvern, Pa. (Malvern Prep)
63	Blake Camper	OL	6-8	310	JR-2L	Virginia Beach, Va. (Frank W. Cox)
66	Will Putnam	OL	6-5	299	FR-RS	Harrisburg, N.C. (Hickory Ridge)
67	Ryan Green	OL	6-3	289	SO-SQ	James Island, S.C. (James Island/ Presbyterian)
69	D.J. Park	OL	6-4	337	SR-3L	Dillon, S.C. (Dillon)
70	Alan Knott	OL	6-4	290	SR-3L	Tyrone, Ga. (Sandy Creek)
71	Eric Douglas	OL	6-4	308	FR-HS	Charlotte, N.C. (Mallard Creek)
72	Donell Stanley	OL	6-4	317	JR-1L	Floydale, S.C. (Latta)
73	Summie Carlay	OL	6-5	281	FR-HS	Laurens, S.C. (Laurens)
74	Dennis Daley	OL	6-6	330	JR-JC	Columbia, S.C. (Ridge View/ Georgia Military)
75	Jordan Carty	OL	6-7	299	FR-HS	Lauderdale Lakes, Fla. (South Broward)
76	Jordan Rhodes	OL	6-5	318	FR-HS	Fairburn, Ga. (Creekside)
77	Malik Young	OL	6-3	303	JR-1L	Pelzer, S.C. (Woodmont)
78	Zack Bailey	OL	6-6	311	JR-2L	Summerville, S.C. (Summerville)
79	Trey Derouen	OL	6-3	305	SO-1L	Lilburn, Ga. (Parkview)
80	Shemar Glenn	WR	6-1	170	SO-SQ	Union, S.C. (Union/USC-Union)
81	Hayden Hurst	TE	6-5	250	JR-2L	Jacksonville, Fla. (The Bolles School)
82	Evan Hinson	TE	6-4	240	FR-RS	Deltona, Fla. (Deltona)
83	Chavis Dawkins	WR	6-2	212	SO-1L	Duncan, S.C. (Byrnes)
84	Kyle Markway	TE	6-5	250	SO-1L	St. Louis, Mo. (St. John Vianney)
85	Devin Dingle	WR	5-10	167	SO-SQ	Summerville, S.C. (Cane Bay)
85	Michael Almond	K/P	6-3	229	SO-1L	North Augusta, S.C. (Westminster)
86	Chad Terrell	WR	6-3	212	FR-HS	Bogue Chitto, Miss. (North Paulding)
87	Kiel Pollard	TE	6-0	240	SO-1L	Moultrie, Ga. (Colquitt County)
88	Will Register	TE	6-4	245	FR-HS	Chapin, S.C. (Chapin)
89	Bryan Edwards	WR	6-3	215	SO-1L	Conway, S.C. (Conway)
90	Taylor Stallworth	DL	6-2	305	SR-3L	Mobile, Ala. (Murphy)
91	Shameik Blackshear	DL	6-4	260	SO-1L	Bluffton, S.C. (Bluffton)
93	Ulric Jones	DL	6-5	312	SR-1L	Oxford, Ala. (Oxford/Butler C.C.)
94	M.J. Webb	DL	6-3	290	FR-HS	Rutledge, Ga. (Morgan County)
95	Dante Sawyer	DL	6-3	275	SR-2L	Suwanee, Ga. (North Gwinnett/ East Mississippi C.C.)
96	Aaron Thompson	DL	6-3	297	FR-RS	Fort Lauderdale, Fla. (Dillard)
97	Kobe Smith	DL	6-2	286	SO-1L	Lawrenceville, Ga. (Archer)
99	Javon Kinlaw	DL	6-6	326	SO-JC	Charleston, S.C. (Goose Creek/Jones C.C.)

# 2017 South Carolina Gamecocks Football Alphabetical Roster

No.	Name	Pos.	Ht.	Wt.	Yr.-Exp	Hometown (High/Last School)
4	Bryson Allen-Williams	LB	6-0	230	SR-3L	Ellenwood, Ga. (Cedar Grove)
85	Michael Almond	K/P	6-3	229	SO-1L	North Augusta, S.C. (Westminster)
45	Ben Asbury	LS	5-10	210	JR-SQ	Atlanta, Ga. (Holy Innocents' Episcopal/Berry College)
40	Jacob August	TE	6-6	258	JR-2L	Columbia, S.C. (Cardinal Newman/Fork Union)
78	Zack Bailey	OL	6-6	311	JR-2L	Summerville, S.C. (Summerville)
23	Korey Banks	DB	5-11	187	SO-1L	Tyrone, Ga. (Sandy Creek)
19	Jake Bentley	QB	6-3	220	SO-1L	Opelika, Ala. (Opelika)
91	Shameik Blackshear	DL	6-4	260	SO-1L	Bluffton, S.C. (Bluffton)
54	Davonne Bowen	LB	6-1	218	FR-HS	Simpsonville, S.C. (Woodmont)
33	Zay Brown	DB	5-11	194	FR-HS	Athens, Ga. (Clarke Central)
6	T.J. Brunson	LB	6-1	230	SO-1L	Columbia, S.C. (Richland Northeast)
63	Blake Camper	OL	6-8	310	JR-2L	Virginia Beach, Va. (Frank W. Cox)
73	Summie Carlay	OL	6-5	281	FR-HS	Laurens, S.C. (Laurens)
31	Slade Carroll	RB	5-10	205	FR-HS	Lexington, S.C. (Lexington)
75	Jordon Carty	OL	6-7	299	FR-HS	Lauderdale Lakes, Fla. (South Broward)
12	Kaleb Chalmers	DB	5-10	181	SO-JC	Greenwood, S.C. (Greenwood/Northwest Mississippi C.C.)
17	Javon Charleston	DB	6-0	189	SO-1L	Gurnee, Ill. (Warren)
20	Joseph Charlton	K/P	6-5	190	SO-SQ	Columbia, S.C. (A.C. Flora)
62	Brandon Chiazza	PK	5-11	165	FR-HS	Malvern, Pa. (Malvern Prep)
22	Austin Connor	WR	6-0	180	FR-HS	Irmo, S.C. (Dutch Fork)
3	K.C. Crosby	TE	6-1	242	JR-2L	Bamberg, S.C. (Bamberg-Ehrhardt)
74	Dennis Daley	OL	6-6	330	JR-JC	Columbia, S.C. (Ridge View/Georgia Military)
58	Cole Davis	LB	6-1	215	FR-HS	St. Johns, Fla. (Bartram Trail)
8	Randrecous Davis	WR	5-10	186	FR-RS	Atlanta, Ga. (Mays)
83	Chavis Dawkins	WR	6-2	212	SO-1L	Duncan, S.C. (Byrnes)
59	Alex DeLoach	LB	6-3	210	FR-HS	Summerville, S.C. (Ashley Ridge)
34	Mon Denson	RB	5-10	209	SO-SQ	LaGrange, Ga. (LaGrange)
79	Trey Derouen	OL	6-3	305	SO-1L	Lilburn, Ga. (Parkview)
26	Jaylin Dickerson	DB	6-1	188	FR-HS	Southern Pines, N.C. (Pinecrest)
85	Devin Dingle	WR	5-10	167	SO-SQ	Summerville, S.C. (Cane Bay)
15	Drew Dinsmore	QB	6-5	210	FR-HS	Suwanee, Ga. (Collins Hill)
4	Darius Douglas	QB	5-11	185	FR-HS	Moncks Corner, S.C. (Berkeley)
71	Eric Douglas	OL	6-4	308	FR-HS	Charlotte, N.C. (Mallard Creek)
5	Rico Dowdle	RB	5-11	220	SO-1L	Asheville, N.C. (A.C. Reynolds)
61	Javion Duncan	DL	6-0	270	JR-SQ	Simpsonville, S.C. (Woodmont/Citadel)
45	Spencer Eason-Riddle	LB	5-11	219	FR-RS	Raleigh, N.C. (Leesville Road)
89	Bryan Edwards	WR	6-3	215	SO-1L	Conway, S.C. (Conway)
60	Chandler Farrell	OL	6-2	292	FR-HS	Summerville, S.C. (Summerville)
52	Carlton Felder	DE	6-2	227	FR-HS	Columbia, S.C. (Irmo)
35	Daniel Fennell	DL	6-3	244	SO-1L	Loganville, Ga. (Grayson)
16	Rashad Fenton	DB	5-10	184	JR-2L	Miami, Fla. (Miami Carol City)
47	Jaylan Foster	DB	5-11	190	SO-TR	Duncan, S.C. (Byrnes/Gardner-Webb)
24	Garrett Frederick	WR	5-11	177	FR-RS	Plano, Texas (Plano)
36	C.J. Freeman	RB	5-11	210	FR-RS	Greensboro, N.C. (Northern Guilford)
46	Harrison Freeman	LS	6-4	224	FR-RS	Raleigh, N.C. (Leesville Road)
50	Griffin Gentry	DL	6-1	262	FR-RS	Birmingham, Ala. (Homewood)
80	Shemar Glenn	WR	6-1	170	SO-SQ	Union, S.C. (Union/USC-Union)
6	Terry Googer	WR	6-4	217	JR-2L	Atlanta, Ga. (Woodward Academy)
17	Danny Gordon	QB	6-0	211	JR-SQ	Worthington, Ohio (Worthington/Miami (Ohio))
34	Scott Grant	DB	5-10	192	JR-SQ	Laurens, S.C. (Laurens)
67	Ryan Green	OL	6-3	289	SO-SQ	James Island, S.C. (James Island/Presbyterian)
44	Sherrod Greene	LB	6-1	223	FR-HS	Rocky Mount, N.C. (Rocky Mount)
16	Bailey Hart	QB	6-2	179	FR-RS	Mount Pleasant, S.C. (Wando)
51	Cory Helms	OL	6-4	309	SR-1L	Alpharetta, Ga. (Milton/Wake Forest)
82	Evan Hinson	TE	6-4	240	FR-RS	Deltona, Fla. (Deltona)

No.	Name	Pos.	Ht.	Wt.	Yr.-Exp	Hometown (High/Last School)
81	Hayden Hurst	TE	6-5	250	JR-2L	Jacksonville, Fla. (The Bolles School)
50	Sadarius Hutcherson	OL	6-4	316	FR-RS	Huntingdon, Tenn. (Huntingdon)
28	Tavyn Jackson	DB	5-10	174	FR-HS	Tallahassee, Fla. (Rickards)
41	Caleb Jenerette	TE	6-2	200	FR-HS	Aynor, S.C. (Aynor)
19	Brad Johnson	DL	6-2	225	FR-HS	Pendleton, S.C. (Pendleton)
61	Cameron Johnson	OL	6-6	305	FR-RS	Bennettsville, S.C. (Marlboro County)
93	Ulric Jones	DL	6-5	312	SR-1L	Oxford, Ala. (Oxford/Butler C.C.)
7	JaMarcus King	DB	6-2	186	SR-1L	Mobile, Ala. (Blount/Coffeyville C.C.)
32	Caleb Kinlaw	RB	5-11	202	JR-JC	Goose Creek, S.C. (Goose Creek/Pearl River C.C.)
99	Javon Kinlaw	DL	6-6	326	SO-JC	Charleston, S.C. (Goose Creek/Jones C.C.)
70	Alan Knott	OL	6-4	290	SR-3L	Tyrone, Ga. (Sandy Creek)
3	Chris Lammons	DB	5-10	190	SR-3L	Lauderhill, Fla. (Plantation)
53	Mitch Langford	LB	5-10	215	JR-TR	Richburg, S.C. (Lewisville/Newberry)
84	Kyle Markway	TE	6-5	250	SO-1L	St. Louis, Mo. (St. John Vianney)
36	Sean McGonigal	LB	6-2	205	FR-HS	Myrtle Beach, S.C. (Myrtle Beach)
22	Steven Montac	DB	5-11	181	JR-1L	Covington, Ga. (Newton/Coffeyville C.C.)
10	Skai Moore	LB	6-2	218	SR-3L	Cooper City, Fla. (University)
9	Keisean Nixon	DB	5-10	192	JR-JC	Compton, Calif. (Salesian/Az. Western)
57	Jazuun Outlaw	DE	6-3	215	FR-HS	Dillon, S.C. (Dillon)
69	D.J. Park	OL	6-4	337	SR-3L	Dillon, S.C. (Dillon)
55	Christian Pella	OL	6-6	296	SO-1L	Brooksville, Fla. (Nature Coast Tech)
87	Kiel Pollard	TE	6-0	240	SO-1L	Moultrie, Ga. (Colquitt County)
66	Will Putnam	OL	6-5	299	FR-RS	Harrisburg, N.C. (Hickory Ridge)
39	Parker Rankin	TE	6-1	233	FR-HS	Camden, S.C. (Camden)
88	Will Register	TE	6-4	245	FR-HS	Chapin, S.C. (Chapin)
76	Jordan Rhodes	OL	6-5	318	FR-HS	Fairburn, Ga. (Creskide)
1	Deebo Samuel	WR	6-0	215	JR-2L	Inman, S.C. (Chapman)
95	Dante Sawyer	DL	6-3	275	SR-2L	Suwanee, Ga. (North Gwinnett/East Mississippi C.C.)
12	Michael Scarnecchia	QB	6-4	209	JR-SQ	Fleming Island, Fla. (Fleming Island)
40	Jason Senn	DB	5-8	182	SO-SQ	Beaufort, S.C. (Beaufort)
32	Brett Shore	LB	5-11	214	SR-SQ	Irmo, S.C. (Dutch Fork/Tyler J.C.)
39	Demetrius Smalls	DB	5-9	174	SR-SQ	Bluffton, S.C. (Bluffton)
24	D.J. Smith	DB	5-11	198	SR-3L	Marietta, Ga. (Walton)
97	Kobe Smith	DL	6-2	286	SO-1L	Lawrenceville, Ga. (Archer)
49	Matthew Smith	LS	6-1	205	FR-HS	Roswell, Ga. (Roswell)
18	OrTie Smith	WR	6-4	219	FR-HS	Mount Pleasant, S.C. (Wando)
13	Shi Smith	WR	5-10	179	FR-HS	Union, S.C. (Union County)
47	Austin Snow	K/P	6-1	165	FR-HS	Powdersville, S.C. (Powdersville)
30	Damani Staley	LB	6-1	210	FR-HS	Columbia, S.C. (Ridge View)
90	Taylor Stallworth	DL	6-2	305	SR-3L	Mobile, Ala. (Murphy)
72	Donell Stanley	OL	6-4	317	JR-1L	Floydale, S.C. (Latta)
15	Aaron Sterling	DL	6-1	240	FR-HS	Atlanta, Ga. (Tucker)
86	Chad Terrell	WR	6-3	212	FR-HS	Bogue Chitto, Miss. (North Paulding)
5	Keir Thomas	DL	6-2	262	SO-1L	Miami, Fla. (Miami Central)
96	Aaron Thompson	DL	6-3	297	FR-RS	Fort Lauderdale, Fla. (Dillard)
11	Eldridge Thompson	LB	6-1	215	JR-JC	Houston, Texas (White Station/Coffeyville C.C.)
25	A.J. Turner	RB	5-10	184	SO-1L	Clifton, Va. (Centreville)
10	Jay Urich	QB	6-4	194	FR-HS	Greenville, S.C. (Wren)
9	Jerad Washington	WR	5-8	171	SO-SQ	Jacksonville, Fla. (First Coast)
94	M.J. Webb	DL	6-3	290	FR-HS	Rutledge, Ga. (Morgan County)
43	Parker White	K/P	6-4	195	FR-HS	Mount Pleasant, S.C. (Wando)
29	Antoine Wilder	LB	5-10	190	SO-1L	Riverdale, Ga. (Hapeville Charter)
21	Jamyest Williams	DB	5-9	175	FR-HS	Dacula, Ga. (Grayson)
27	Ty'Son Williams	RB	6-0	215	SO-SQ	Sumter, S.C. (Crestwood/N. Carolina)
8	D.J. Wonnun	DL	6-4	251	SO-1L	Stone Mountain, Ga. (Stephenson)
42	Alexander Woznick	PK	5-11	164	FR-RS	Greenville, S.C. (Eastside)
77	Malik Young	OL	6-3	303	JR-1L	Pelzer, S.C. (Woodmont)



# South Carolina Depth Chart

## Offense

<b>WR</b>	1 Deebo Samuel	6-0	215	JR-2L	Inman, S.C.
	6 Terry Googer	6-4	217	JR-2L	Atlanta, Ga.
<b>WR</b>	89 Bryan Edwards	6-3	215	SO-1L	Conway, S.C.
	18 OrTre Smith	6-4	219	FR-HS	Mt. Pleasant, S.C.
<b>WR</b>	13 Shi Smith	5-10	179	FR-HS	Union, S.C.
<b>LT</b>	77 Malik Young	6-3	303	JR-1L	Pelzer, S.C.
	74 Dennis Daley	6-6	330	JR-JC	Columbia, S.C.
<b>LG</b>	72 Donell Stanley	6-4	317	JR-1L	Floydale, S.C.
	50 Sadarius Hutcherson	6-4	316	FR-RS	Huntingdon, Tenn.
<b>OC</b>	70 Alan Knott	6-4	290	SR-3L	Tyrone, Ga.
	60 Chandler Farrell	6-2	292	FR-RS	Summerville, S.C.
<b>RG</b>	51 Cory Helms	6-4	309	SR-1L	Alpharetta, Ga.
	63 Blake Camper	6-8	310	JR-2L	Virginia Beach, Va.
<b>RT</b>	78 Zack Bailey	6-6	311	JR-2L	Summerville, S.C.
	69 D.J. Park	6-4	337	SR-3L	Dillon, S.C.
<b>TE</b>	81 Hayden Hurst	6-5	250	JR-2L	Jacksonville, Fla.
	87 Kiel Pollard	6-0	240	SO-1L	Moultrie, Ga.
<b>TE</b>	40 Jacob August	6-6	258	JR-2L	Columbia, S.C.
	3 K.C. Crosby	6-1	242	JR-2L	Bamberg, S.C.
<b>QB</b>	19 Jake Bentley	6-3	220	SO-1L	Opelika, Ala.
	12 Michael Scarnecchia	6-4	209	JR-SQ	Fleming Island, Fla.
<b>RB</b>	5 Rico Dowdle	5-11	220	SO-1L	Asheville, N.C.
	OR 25 A.J. Turner	5-10	184	SO-1L	Clifton, Va.
	OR 27 Ty'Son Williams	6-0	215	SO-SQ	Sumter, S.C.

## Defense

<b>DE</b>	95 Dante Sawyer	6-3	275	SR-2L	Suwanee, Ga.
	OR 5 Keir Thomas	6-2	262	SO-1L	Miami, Fla.
<b>DT</b>	90 Taylor Stallworth	6-2	305	SR-3L	Mobile, Ala.
	97 Kobe Smith	6-2	286	SO-1L	Lawrenceville, Ga.
<b>DT</b>	93 Ulric Jones	6-5	312	SR-1L	Oxford, Ala.
	99 Javon Kinlaw	6-6	326	SO-JC	Charleston, S.C.
<b>DE</b>	8 D.J. Wonnum	6-4	251	SO-1L	Stone Mountain, Ga.
	35 Daniel Fennell	6-3	244	SO-1L	Loganville, Ga.
<b>SLB</b>	4 Bryson Allen-Williams	6-0	230	SR-3L	Ellenwood, Ga.
	29 Antoine Wilder	5-10	190	SO-1L	Riverdale, Ga.
<b>MLB</b>	6 T.J. Brunson	6-1	230	SO-1L	Columbia, S.C.
	44 Sherrod Greene	6-1	223	FR-HS	Rocky Mount, N.C.
<b>WLB</b>	10 Skai Moore	6-2	218	SR-3L	Cooper City, Fla.
	11 Eldridge Thompson	6-1	215	JR-JC	Houston, Texas
<b>CB</b>	7 JaMarcus King	6-2	186	SR-1L	Mobile, Ala.
	3 Chris Lammons	5-10	190	SR-3L	Lauderhill, Fla.
<b>S</b>	24 D.J. Smith	5-11	198	SR-3L	Marietta, Ga.
	17 Javon Charleston	6-0	189	SO-1L	Gurnee, Ill.
<b>S</b>	3 Chris Lammons	5-10	190	SR-3L	Lauderhill, Fla.
	9 Keisean Nixon	5-10	192	JR-JC	Compton, Calif.
<b>CB</b>	16 Rashad Fenton	5-10	184	JR-2L	Miami, Fla.
	21 Jamyest Williams	5-9	175	Fr-HS	Dacula, Ga.
<b>N</b>	21 Jamyest Williams	5-9	175	Fr-HS	Dacula, Ga.
	3 Chris Lammons	5-10	190	SR-3L	Lauderhill, Fla.

## Specialists

<b>PK</b>	42 Alexander Woznick	5-11	164	FR-RS	Greenville, S.C.
	OR 43 Parker White	6-4	195	FR-HS	Mt. Pleasant, S.C.
<b>KO</b>	43 Parker White	6-4	195	FR-HS	Mt. Pleasant, S.C.
<b>P</b>	20 Joseph Charlton	6-5	190	SO-SQ	Columbia, S.C.
	85 Michael Almond	6-3	229	SO-1L	North Augusta, S.C.
<b>LS</b>	45 Ben Asbury	5-10	210	JR-SQ	Atlanta, Ga.
	49 Matthew Smith	6-1	205	FR-HS	Roswell, Ga.
<b>KOR</b>	1 Deebo Samuel	6-0	215	JR-2L	Inman, S.C.
	16 Rashad Fenton	5-10	184	JR-2L	Miami, Fla.
<b>PR</b>	3 Chris Lammons	5-10	190	SR-3L	Lauderhill, Fla.
	16 Rashad Fenton	5-10	184	JR-2L	Miami, Fla.
<b>H</b>	17 Danny Gordon	6-0	211	JR-SQ	Worthington, Ohio
	85 Michael Almond	6-3	229	SO-1L	North Augusta, S.C.

## Head Coach Will Muschamp



**Will  
MUSCHAMP**

**Head Coach**

**Second Year at South Carolina**



### THE MUSCHAMP FILE

**Full Name:** William Larry Muschamp

**Born:** August 3, 1971

**Hometown:** Rome, Ga.

**Wife:** Carol

**Children:** Jackson and Whit

**College:** Georgia (1994)

Auburn (1996)

### COACHING EXPERIENCE

**2016-17** South Carolina Head Coach

**2015** Auburn Defensive Coord.

**2011-14** Florida Head Coach

**2008-10** Texas DC/Linebackers

**2006-07** Auburn DC/Defensive Backs

**2005** Miami (NFL) AHC/Defense

**2001-04** LSU DC/Linebackers

**2000** Valdosta State DC/DBs

**1999** Eastern Kentucky Def. Backs

**1998** West Georgia Def. Backs

**1995-96** Auburn Graduate Assistant

### BOWL EXPERIENCE

**2016** Birmingham

**2013** Sugar

**2012** Gator

**2010** BCS National Championship

**2009** Fiesta

**2007** Chick-fil-A

**2007** Cotton

**2005** Capital One

**2004** Sugar/National Championship

**2003** Cotton

**2002** Sugar

**1996** Independence

**1996** Outback

**1993** Citrus

**1991** Independence

Will Muschamp is in his second season directing the Gamecocks' football fortunes. Muschamp was introduced as the University of South Carolina's 34th head football coach in a press conference held at Williams-Brice Stadium on December 7, 2015.

In his first season in Columbia, Muschamp guided the Gamecocks to a 6-7 mark and a spot in the Birmingham Bowl. The Gamecocks doubled their win total from the previous season while increasing their SEC wins from one to three. The Gamecocks started as many true freshman (7) as any school in the country, and were the only Division I school to have true freshmen lead the team in both passing (Jake Bentley) and rushing (Rico Dowdle). Seventy-six of the Gamecocks' 113-man Birmingham Bowl roster (67.3 percent) were either freshmen or sophomores in Muschamp's first campaign.

Regarded as an outstanding defensive mind, Muschamp is a 22-year coaching veteran, including 14 years in the Southeastern Conference. In five seasons as a head coach, all in the SEC, Muschamp owns a 34-28 record, a .548 winning percentage. His previous head coaching experience came at the University of Florida where he posted a 28-21 record from 2011-14. He led the Gators to three bowl games in his four seasons in Gainesville and was recognized as the SEC Coach of the Year in 2012 after guiding Florida to an 11-2 record and a Top-10 finish.

As an assistant coach, the Rome, Ga., native has worked in two national championship games (2003 and 2009), winning with LSU in 2003, and coached in a pair of BCS bowl games following the 2008 and 2012 seasons.

He has coached in and won three conference championship games, twice in the SEC and once in the Big 12. He was a finalist for the 2007 Broyles Award, presented to the nation's top assistant coach.

Prior to coming to Columbia, Muschamp most recently served as the defensive coordinator at Auburn University in 2015, his third stint as an SEC defensive coordinator. He also held that title with Auburn from 2006-07 and at LSU from 2002-04. In his six seasons as an SEC defensive coordinator, Muschamp's units ranked among the nation's Top-10 in total defense and in scoring defense five times.

Muschamp's first full-time coaching experience in the SEC came at LSU. He was the Tigers' linebacker coach for one season before being elevated to defensive coordinator from 2002-04. His 2003 defense helped the Tigers to the national championship by leading the nation both in scoring defense (11.0 points per game) and total defense (252.0 yards per game), while finishing second nationally in pass efficiency defense (89.8) and third in rushing defense (67.0 yards per game).

Prior to taking the reins at Florida, Muschamp served as the defensive coordinator at the University of Texas from 2008-10. Under his guidance, the Longhorn defense ranked No. 1 in the nation with 119 sacks and ranked in the Top-10 nationally allowing 2.9 yards per rushing attempt (third), 96.7 rushing yards per game (fourth) and 297.4 yards per game (seventh), all Big 12 bests during that span. In 2009, the Longhorns played in the BCS National Championship game. Under Muschamp's tutelage at Texas, Brian Or-

akpo won the 2008 Rotary Lombardi, Bronko Nagurski and Ted Hendricks awards. In the 2009 and 2010 NFL Drafts, Muschamp had a combined eight players drafted, seven in the first four rounds, including first-rounders Brian Orakpo and Earl Thomas.

In four of his nine seasons as an FBS defensive coordinator, his teams have allowed less than 100 rushing yards per game and twice led the nation in rushing defense. His 2003 LSU defense led the country by allowing 67 yards per game on the ground, the best mark by an SEC team in the 2000s, while Texas gave up just 73.1 yards on the ground in 2009 to pace the nation.

A 1994 Georgia graduate, Muschamp moved immediately into coaching, working as a graduate assistant at Auburn from 1995-96, while earning his master's degree. He served as a secondary coach at West Georgia (1998) and Eastern Kentucky (1999) before moving into his first defensive coordinator position at Valdosta State for the 2000 season, where he helped the Blazers to a 10-2 record and the Gulf South championship.

Muschamp also logged a stint in the NFL, working as the Miami Dolphins Assistant Head Coach for Defense in 2005 under Nick Saban.

During his playing career at Georgia, Muschamp earned his way from walk-on to scholarship player by the spring of his redshirt freshman season and eventually was named co-captain as a senior. A safety on the gridiron, he earned a spot on the SEC Academic Honor Roll in 1993.

Born August 3, 1971, Muschamp and his wife, the former Carol Davis, have two sons, Jackson and Whit.

# Head Coach Will Muschamp

## Muschamp Head Coach Year-by-Year

Year	School	Overall Record		Conference	Bowl
		Record	Record	Finish	
2011	Florida	7-6	3-5	3rd in East	Taxslayer Gator
2012	Florida	11-2	7-1	1st in East	Sugar
2013	Florida	4-8	3-5	5th in East	-
2014	Florida	6-5	4-4	3rd in East	-
2016	South Carolina	6-7	3-5	5th in East	Birmingham
2017	South Carolina	2-0	1-0		
<b>TOTALS</b>		<b>36-28</b>	<b>21-20</b>		

## Muschamp vs. Opponents

Alabama.....	0-2	LSU.....	1-3
Arkansas.....	1-0	Louisville.....	0-1
Auburn.....	0-1	Massachusetts.....	1-0
Bowling Green.....	1-0	Miami (Fla.).....	0-1
Clemson.....	0-1	Mississippi State.....	0-1
East Carolina.....	1-0	Missouri.....	3-2
Eastern Kentucky.....	1-0	NC State.....	1-0
Eastern Michigan.....	1-0	Ohio State.....	1-0
Florida Atlantic.....	1-0	South Carolina.....	1-3
Florida.....	0-1	Tennessee.....	5-0
Florida State.....	1-3	Texas A&M.....	1-1
Furman.....	1-0	Toledo.....	1-0
Georgia.....	1-4	UAB.....	1-0
Georgia Southern.....	0-1	USF.....	0-1
Jacksonville State.....	1-0	Vanderbilt.....	4-1
Kentucky.....	4-1	Western Carolina.....	1-0
Louisiana.....	1-0	<b>TOTALS.....</b>	<b>36-28</b>

## Muschamp vs. the SEC

Alabama.....	0-2	Mississippi State.....	0-1
Arkansas.....	1-0	Missouri.....	3-2
Auburn.....	0-1	South Carolina.....	1-3
Florida.....	0-1	Tennessee.....	5-0
Georgia.....	1-4	Texas A&M.....	1-1
Kentucky.....	4-1	Vanderbilt.....	4-1
Louisiana State.....	1-3	<b>TOTALS.....</b>	<b>21-20</b>
Mississippi.....	0-0		

## Muschamp in Bowl Games (9-6)

Year	Team	Position	Bowl	Opponent	Result
1991	Georgia	Safety	Independence	Arkansas	W, 24-15
1993	Georgia	Safety	Citrus	Ohio State	W, 21-14
1996	Auburn	Grad. Asst.	Outback	Penn State	L, 14-43
1996	Auburn	Grad. Asst.	Independence	Army	W, 32-29
2002	LSU	Linebackers	Sugar	Illinois	W, 47-34
2003	LSU	Def. Coord.	Cotton	Texas	L, 30-35
2004	LSU	Def. Coord.	Sugar/Nat'l Champ.	Oklahoma	W, 21-14
2005	LSU	Def. Coord.	Capital One	Iowa	L, 25-30
2007	Auburn	Def. Coord.	Cotton	Nebraska	W, 17-14
2007	Auburn	Def. Coord.	Chick-fil-A	Clemson	W, 23-20
2009	Texas	Def. Coord.	Fiesta	Ohio State	W, 24-21
2010	Texas	Def. Coord.	National Championship	Alabama	L, 21-37
2012	Florida	Head Coach	Gator	Ohio State	W, 24-17
2013	Florida	Head Coach	Sugar	Louisville	L, 23-33
2016	S. Carolina	Head Coach	Birmingham	USF (ot)	L, 39-46

## Did you know...

Will Muschamp has coached 79 players who have been drafted in the NFL, including 13 first-round picks: Marcus Spears, Nick Fairley, Brian Orakpo, Earl Thomas, Kenny Vaccaro, Sharrif Floyd, Matt Elam, Dominique Easley, Dante Fowler Jr., D.J. Humphries, Vernon Hargreaves III, Keanu Neal and Jarrad Davis. He has also coached a pair of players - Junior Seau and Jason Taylor - who have been inducted in the NFL Hall of Fame.

## NFL Drafted Players Coached by Muschamp

School	Player	Position	Year	Rd. Pick	Team
LSU	Bradie James	Linebacker	2003	4 103	Cowboys
LSU	Norman Lejeune	Defensive Back	2003	7 244	Eagles
LSU	Marquise Hill	Defensive End	2004	2 63	Patriots
LSU	Chad Lavalais	Defensive Tackle	2004	5 142	Falcons
LSU	Marcus Spears	Defensive End	2005	1 11	Cowboys
LSU	Corey Webster	Cornerback	2005	2 43	Giants
LSU	Travis Daniels	Defensive Back	2005	4 104	Dolphins
LSU	Claude Wroten	Defensive Tackle	2006	3 68	Rams
LSU	Kyle Williams	Defensive Tackle	2006	5 134	Bills
LSU	Melvin Oliver	Defensive End	2006	6 197	49ers
Auburn	Will Herring	Linebacker	2007	5 161	Seahawks
Auburn	David Irons	Cornerback	2007	6 194	Falcons
Auburn	Quentin Groves	Defensive End	2008	2 52	Jaguars
Auburn	Patrick Lee	Cornerback	2008	2 60	Packers
Auburn	Pat Sims	Defensive Tackle	2008	3 77	Bengals
Auburn	Jonathan Wilhite	Cornerback	2008	4 129	Patriots
Auburn	Sen'Derrick Marks	Defensive Tackle	2009	2 62	Titans
Auburn	Jerraud Powers	Cornerback	2009	3 92	Colts
Auburn	Walter McFadden	Cornerback	2010	5 138	Raiders
Auburn	Nick Fairley	Defensive Tackle	2011	1 13	Lions
Auburn	Zach Clayton	Defensive Tackle	2011	7 212	Titans
Texas	Brian Orakpo	Defensive End	2009	1 13	Redskins
Texas	Roy Miller	Defensive Tackle	2009	3 81	Buccaneers
Texas	Henry Melton	Defensive End	2009	4 105	Bears
Texas	Earl Thomas	Safety	2010	1 14	Seahawks
Texas	Sergio Kindle	Defensive End	2010	2 43	Ravens
Texas	Lamarr Houston	Defensive End	2010	2 44	Raiders
Texas	Roddrick Muckelroy	Linebacker	2010	4 131	Bengals
Texas	Aaron Williams	Cornerback	2011	2 34	Bills
Texas	Curtis Brown	Cornerback	2011	3 95	Steelers
Texas	Sam Acho	Defensive End	2011	4 103	Cardinals
Texas	Chykie Brown	Cornerback	2011	5 164	Ravens
Florida	Jaye Howard	Defensive Tackle	2012	4 114	Seahawks
Texas	Keenan Robinson	Linebacker	2012	4 119	Redskins
Florida	Chris Rainey	Running Back	2012	5 159	Steelers
Texas	Emmanuel Acho	Linebacker	2012	6 204	Browns
Texas	Kheeston Randall	Defensive Tackle	2012	7 215	Dolphins
Texas	Kenny Vaccaro	Safety	2013	1 15	Saints
Florida	Sharrif Floyd	Defensive Tackle	2013	1 23	Vikings
Florida	Matt Elam	Safety	2013	1 32	Ravens
Florida	Jonathan Bostic	Linebacker	2013	2 50	Bears
Florida	Jordan Reed	Tight End	2013	3 85	Redskins
Texas	Alex Okafor	Defensive End	2013	4 103	Cardinals
Florida	Jelani Jenkins	Linebacker	2013	4 104	Dolphins
Florida	Mike Gillislee	Running Back	2013	5 164	Dolphins
Florida	Caleb Sturgis	Kicker	2013	5 166	Dolphins
Florida	Josh Evans	Safety	2013	6 169	Jaguars
Florida	Dominique Easley	Defensive Tackle	2014	1 29	Patriots
Florida	Jaylen Watkins	Cornerback	2014	4 101	Eagles
Florida	Ronald Powell	Linebacker	2014	5 169	Saints
Florida	John Halapio	Offensive Guard	2014	6 179	Patriots
Florida	Dante Fowler Jr.	Linebacker	2015	1 3	Jaguars
Florida	D.J. Humphries	Offensive Tackle	2015	1 24	Cardinals
Florida	Chaz Green	Offensive Tackle	2015	3 91	Cowboys
Florida	Matt Jones	Running Back	2015	3 95	Redskins
Florida	Max Garcia	Center	2015	4 133	Broncos
Florida	Neiron Ball	Linebacker	2015	5 161	Raiders
Florida	Andre Dubose	Wide Receiver	2015	7 221	Raiders
Florida	Trent Brown	Offensive Tackle	2015	7 244	49ers
Florida	Vernon Hargreaves III	Cornerback	2016	1 11	Buccaneers
Florida	Keanu Neal	Safety	2016	1 17	Falcons
Florida	Jonathan Bullard	Defensive End	2016	3 72	Bears
Florida	Antonio Morrison	Linebacker	2016	4 125	Colts
Florida	Demarcus Robinson	Wide Receiver	2016	4 126	Chiefs
Auburn	Blake Countess	Cornerback	2016	6 196	Eagles
Florida	Kelvin Taylor	Running Back	2016	6 211	49ers
Florida	Alex McCalister	Linebacker	2016	7 240	Eagles
Florida	Jarrad Davis	Linebacker	2017	1 21	Lions
Florida	Quincy Wilson	Cornerback	2017	2 46	Colts
Florida	Tez Tabor	Cornerback	2017	2 53	Lions
Florida	Marcus Maye	Safety	2017	2 39	Jets
Florida	Alex Anzalone	Linebacker	2017	3 76	Saints
Auburn	Montravius Adams	Defensive Tackle	2017	3 93	Packers
Auburn	Carl Lawson	Outside Linebacker	2017	4 116	Bengals
Florida	David Sharpe	Offensive Tackle	2017	4 129	Raiders
Florida	Caleb Brantley	Defensive Tackle	2017	6 185	Browns
Auburn	Rudy Ford	Safety	2017	6 208	Cardinals
Florida	Joey Ivie	Defensive Tackle	2017	7 228	Cowboys
Auburn	Joshua Holsey	Defensive Back	2017	7 235	Redskins



## Assistant Coaches



**Bobby Bentley**  
*Running Backs*  
Second Year  
**SIDELINE**



**Mike Peterson**  
*Outside Linebackers*  
Second Year  
**PRESS BOX**



**Lance Thompson**  
*Assistant Head Coach - Defense/ Defensive Line*  
Second Year  
**SIDELINE**



**Coleman Hutzler**  
*Special Teams Coordinator/ Linebackers*  
Second Year  
**SIDELINE**



**Travaris Robinson**  
*Defensive Coordinator/ Defensive Backs*  
Second Year  
**SIDELINE**



**Pat Washington**  
*Tight Ends*  
Second Year  
**PRESS BOX**



**Bryan McClendon**  
*Co-Offensive Coordinator/ Wide Receivers*  
Second Year  
**SIDELINE**



**Kurt Roper**  
*Co-Offensive Coordinator/ Quarterbacks*  
Second Year  
**PRESS BOX**



**Eric Wolford**  
*Offensive Line*  
Second Year  
**SIDELINE**

# 2017 South Carolina Statistics

	SC	OPP
<b>SCORING</b>	<b>66</b>	<b>41</b>
Points Per Game	33.0	20.5
Points Off Turnovers	28	0
<b>FIRST DOWNS</b>	<b>32</b>	<b>50</b>
Rushing	13	18
Passing	17	31
Penalty	2	1
<b>RUSHING YARDAGE</b>	<b>203</b>	<b>267</b>
Yards gained rushing	248	318
Yards lost rushing	45	51
Rushing Attempts	61	72
Average Per Rush	3.3	3.7
Average Per Game	101.5	133.5
TDs Rushing	3	2
<b>PASSING YARDAGE</b>	<b>402</b>	<b>660</b>
Comp-Att-Int	35-57-1	59-96-2
Average Per Pass	7.1	6.9
Average Per Catch	11.5	11.2
Average Per Game	201.0	330.0
TDs Passing	4	3
<b>TOTAL OFFENSE</b>	<b>605</b>	<b>927</b>
Total Plays	118	168
Average Per Play	5.1	5.5
Average Per Game	302.5	463.5
<b>KICK RETURNS: #-Yards</b>	<b>6-261</b>	<b>4-86</b>
<b>PUNT RETURNS: #-Yards</b>	<b>3-26</b>	<b>4-44</b>
<b>INT RETURNS: #-Yards</b>	<b>2-1</b>	<b>1-0</b>
<b>KICK RETURN AVERAGE</b>	<b>43.5</b>	<b>21.5</b>
<b>PUNT RETURN AVERAGE</b>	<b>8.7</b>	<b>11.0</b>
<b>INT RETURN AVERAGE</b>	<b>0.5</b>	<b>0.0</b>
<b>FUMBLES-LOST</b>	<b>0-0</b>	<b>3-3</b>
<b>PENALTIES-Yards</b>	<b>10-74</b>	<b>12-89</b>
Average Per Game	37.0	44.5
<b>PUNTS-Yards</b>	<b>11-492</b>	<b>8-411</b>
Average Per Punt	44.7	51.4
Net punt average	38.9	43.1
<b>KICKOFFS-Yards</b>	<b>12-777</b>	<b>9-539</b>
Average Per Kick	64.8	59.9
Net kick average	40.9	22.6
<b>TIME OF POSSESSION/Game</b>	<b>30:28</b>	<b>29:32</b>
<b>3RD-DOWN Conversions</b>	<b>13/27</b>	<b>14/34</b>
3rd-Down Pct	48%	41%
<b>4TH-DOWN Conversions</b>	<b>0/0</b>	<b>3/6</b>
4th-Down Pct	0%	50%
<b>SACKS BY-Yards</b>	<b>5-32</b>	<b>4-28</b>
<b>MISC YARDS</b>	<b>13</b>	<b>0</b>
<b>TOUCHDOWNS SCORED</b>	<b>9</b>	<b>5</b>
<b>FIELD GOALS-ATTEMPTS</b>	<b>1-2</b>	<b>2-4</b>
<b>ON-SIDE KICKS</b>	<b>0-0</b>	<b>0-0</b>
<b>RED-ZONE SCORES</b>	(4-5) 80%	(5-9) 56%
<b>RED-ZONE TOUCHDOWNS</b>	(3-5) 60%	(4-9) 44%
<b>PAT-ATTEMPTS</b>	(9-9) 100%	(5-5) 100%
<b>ATTENDANCE</b>	<b>0</b>	<b>55023</b>
Games/Avg Per Game	0/0	1/55023
Neutral Site Games		1/50367

<b>SCORE BY QUARTERS</b>	<b>1st</b>	<b>2nd</b>	<b>3rd</b>	<b>4th</b>	<b>Total</b>
South Carolina	14	21	24	7	66
Opponents	17	14	3	7	41

<b>RUSHING</b>	<b>G</b>	<b>Att</b>	<b>Gain</b>	<b>Loss</b>	<b>Net</b>	<b>Avg</b>	<b>TD</b>	<b>Long</b>	<b>Avg/G</b>
Ty'Son Williams	2	14	79	1	78	5.6	0	32	39.0
Rico Dowdle	2	26	81	6	75	2.9	1	8	37.5
Deebo Samuel	2	2	30	0	30	15.0	1	25	15.0
A.J. Turner	2	6	22	4	18	3.0	0	9	9.0
Jake Bentley	2	9	34	28	6	0.7	0	13	3.0
Hayden Hurst	2	1	2	0	2	2.0	1	2	1.0
TEAM	2	3	0	6	-6	-2.0	0	0	-3.0
<b>Total.....</b>	<b>2</b>	<b>61</b>	<b>248</b>	<b>45</b>	<b>203</b>	<b>3.3</b>	<b>3</b>	<b>32</b>	<b>101.5</b>
<b>Opponents.....</b>	<b>2</b>	<b>72</b>	<b>318</b>	<b>51</b>	<b>267</b>	<b>3.7</b>	<b>2</b>	<b>25</b>	<b>133.5</b>

<b>PASSING</b>	<b>G</b>	<b>Effic</b>	<b>Comp-Att-Int</b>	<b>Pct</b>	<b>Yds</b>	<b>TD</b>	<b>Lng</b>	<b>Avg/G</b>
Jake Bentley	2	140.29	35-57-1	61.4	402	4	39	201.0
<b>Total.....</b>	<b>2</b>	<b>140.29</b>	<b>35-57-1</b>	<b>61.4</b>	<b>402</b>	<b>4</b>	<b>39</b>	<b>201.0</b>
<b>Opponents.....</b>	<b>2</b>	<b>125.35</b>	<b>59-96-2</b>	<b>61.5</b>	<b>660</b>	<b>3</b>	<b>61</b>	<b>330.0</b>

<b>RECEIVING</b>	<b>G</b>	<b>No.</b>	<b>Yds</b>	<b>Avg</b>	<b>TD</b>	<b>Long</b>	<b>Avg/G</b>
Deebo Samuel	2	10	128	12.8	2	39	64.0
Bryan Edwards	2	10	90	9.0	0	26	45.0
Shi Smith	2	7	45	6.4	0	10	22.5
Hayden Hurst	2	4	67	16.8	1	39	33.5
Rico Dowdle	2	3	67	22.3	1	34	33.5
Ty'Son Williams	2	1	5	5.0	0	5	2.5
<b>Total.....</b>	<b>2</b>	<b>35</b>	<b>402</b>	<b>11.5</b>	<b>4</b>	<b>39</b>	<b>201.0</b>
<b>Opponents.....</b>	<b>2</b>	<b>59</b>	<b>660</b>	<b>11.2</b>	<b>3</b>	<b>61</b>	<b>330.0</b>

<b>PUNT RETURNS</b>	<b>No.</b>	<b>Yds</b>	<b>Avg</b>	<b>TD</b>	<b>Long</b>
Chris Lammons	3	26	8.7	0	26
<b>Total.....</b>	<b>3</b>	<b>26</b>	<b>8.7</b>	<b>0</b>	<b>26</b>
<b>Opponents.....</b>	<b>4</b>	<b>44</b>	<b>11.0</b>	<b>0</b>	<b>29</b>

<b>INTERCEPTIONS</b>	<b>No.</b>	<b>Yds</b>	<b>Avg</b>	<b>TD</b>	<b>Long</b>
Jamyest Williams	1	1	1.0	0	1
Bryson Allen-Williams	1	0	0.0	0	0
<b>Total.....</b>	<b>2</b>	<b>1</b>	<b>0.5</b>	<b>0</b>	<b>1</b>
<b>Opponents.....</b>	<b>1</b>	<b>0</b>	<b>0.0</b>	<b>0</b>	<b>0</b>

# 2017 South Carolina Statistics

KICK RETURNS	No.	Yds	Avg	TD	Long
A.J. Turner	4	67	16.8	0	23
Deebo Samuel	2	194	97.0	2	97
<b>Total.....</b>	<b>6</b>	<b>261</b>	<b>43.5</b>	<b>2</b>	<b>97</b>
<b>Opponents.....</b>	<b>4</b>	<b>86</b>	<b>21.5</b>	<b>0</b>	<b>27</b>

FUMBLE RETURNS	No.	Yds	Avg	TD	Long
<b>Total.....</b>	<b>0</b>	<b>0</b>	<b>0.0</b>	<b>0</b>	<b>0</b>
<b>Opponents.....</b>	<b>0</b>	<b>0</b>	<b>0.0</b>	<b>0</b>	<b>0</b>

|----- PATs -----|

SCORING	TD	FGs	Kick	Rush	Rcv	Pass	DXP	Saf	Points
Deebo Samuel	5	0-0	0-0	0-0	0	0-0	0	0	30
Hayden Hurst	2	0-0	0-0	0-0	0	0-0	0	0	12
Alexander Woznick	0	1-2	9-9	0-0	0	0-0	0	0	12
Rico Dowdle	2	0-0	0-0	0-0	0	0-0	0	0	12
<b>Total.....</b>	<b>9</b>	<b>1-2</b>	<b>9-9</b>	<b>0-0</b>	<b>0</b>	<b>0-0</b>	<b>0</b>	<b>0</b>	<b>66</b>
<b>Opponents.....</b>	<b>5</b>	<b>2-4</b>	<b>5-5</b>	<b>0-0</b>	<b>0</b>	<b>0-0</b>	<b>0</b>	<b>0</b>	<b>41</b>

FIELD GOALS	M-A	Pct	01-19	20-29	30-39	40-49	50+	Lg	Blk
Alexander Woznick	1-2	50.0	0-0	0-0	1-2	0-0	0-0	32	0

FG SEQUENCE	South Carolina	Opponents
NC State	-	29
Missouri	33,(32)	(43),25,(22)

Numbers in (parentheses) indicate field goal was made.

PUNTING	No.	Yds	Avg	Long	TB	FC	I20	50+	Blkd
Joseph Charlton	11	492	44.7	73	1	0	1	3	0
<b>Total.....</b>	<b>11</b>	<b>492</b>	<b>44.7</b>	<b>73</b>	<b>1</b>	<b>0</b>	<b>1</b>	<b>3</b>	<b>0</b>
<b>Opponents.....</b>	<b>8</b>	<b>411</b>	<b>51.4</b>	<b>70</b>	<b>2</b>	<b>1</b>	<b>3</b>	<b>3</b>	<b>0</b>

KICKOFFS	No.	Yds	Avg	TB	OB	Retn	Net	YdLn
Parker White	12	777	64.8	8	0			
<b>Total.....</b>	<b>12</b>	<b>777</b>	<b>64.8</b>	<b>8</b>	<b>0</b>	<b>86</b>	<b>40.9</b>	<b>24</b>
<b>Opponents.....</b>	<b>9</b>	<b>539</b>	<b>59.9</b>	<b>3</b>	<b>0</b>	<b>261</b>	<b>22.6</b>	<b>42</b>

TOTAL OFFENSE	G	Plays	Rush	Pass	Total	Avg/G
Jake Bentley	2	66	6	402	408	204.0
Ty'Son Williams	2	14	78	0	78	39.0
Rico Dowdle	2	26	75	0	75	37.5
Deebo Samuel	2	2	30	0	30	15.0
A.J. Turner	2	6	18	0	18	9.0
Hayden Hurst	2	1	2	0	2	1.0
TEAM	2	3	-6	0	-6	-3.0
<b>Total.....</b>	<b>2</b>	<b>118</b>	<b>203</b>	<b>402</b>	<b>605</b>	<b>302.5</b>
<b>Opponents.....</b>	<b>2</b>	<b>168</b>	<b>267</b>	<b>660</b>	<b>927</b>	<b>463.5</b>

ALL PURPOSE	G	Rush	Rec	PR	KOR	IR	Tot	Avg/G
Deebo Samuel	2	30	128	0	194	0	352	176.0
Rico Dowdle	2	75	67	0	0	0	142	71.0
Bryan Edwards	2	0	90	0	0	0	90	45.0
A.J. Turner	2	18	0	0	67	0	85	42.5
Ty'Son Williams	2	78	5	0	0	0	83	41.5
Hayden Hurst	2	2	67	0	0	0	69	34.5
Shi Smith	2	0	45	0	0	0	45	22.5
Chris Lammons	2	0	0	26	0	0	26	13.0
Jake Bentley	2	6	0	0	0	0	6	3.0
Jamyest Williams	2	0	0	0	0	1	1	0.5
TEAM	2	-6	0	0	0	0	-6	-3.0
<b>Total.....</b>	<b>2</b>	<b>203</b>	<b>402</b>	<b>26</b>	<b>261</b>	<b>1</b>	<b>893</b>	<b>446.5</b>
<b>Opponents.....</b>	<b>2</b>	<b>267</b>	<b>660</b>	<b>44</b>	<b>86</b>	<b>0</b>	<b>1057</b>	<b>528.5</b>



## 2017 South Carolina Defensive Statistics

No. PLAYER	GP	-----Tackles-----			-Sacks-		---Pass Def---			--Fumbles--		Blkd	
		Solo	Ast	Total	TFL/Yds	No-Yards	Int-Yds	BrUp	QBH	Rcv-Yds	FF	Kick	Saf
6 T.J. Brunson	2	12	10	22	1.5-6	.	.	.	.	.	.	.	.
10 Skai Moore	2	7	8	15	0.5-1	.	.	.	2	.	.	.	.
3 Chris Lammons	2	9	5	14	.	.	.	.	.	.	.	.	.
90 Taylor Stallworth	2	3	8	11	1.0-2	.	.	.	1	.	.	.	.
24 D.J. Smith	2	9	2	11	.	.	.	3	.	.	.	.	.
7 JaMarcus King	2	9	2	11	.	.	.	.	.	.	.	.	.
8 D.J. Wonnum	2	5	6	11	4.0-17	2.0-11	.	.	.	.	.	.	.
95 Dante Sawyer	2	5	5	10	1.5-19	1.0-18	.	.	2	.	2	.	.
4 Bryson Allen-Williams	2	4	4	8	2.0-3	1.0-2	1-0	1	1	1-0	.	.	.
21 Jamyest Williams	2	7	1	8	.	.	1-1	1	.	.	.	.	.
16 Rashad Fenton	2	7	1	8	.	.	.	1	.	1-0	.	.	.
5 Keir Thomas	2	3	4	7	2.0-5	1.0-1	.	.	1	.	.	.	.
15 Aaron Sterling	2	2	2	4	0.5-1	.	.	.	1	.	.	.	.
35 Daniel Fennell	2	2	2	4	.	.	.	.	.	.	.	.	.
93 Ulric Jones	2	1	2	3	.	.	.	1	.	.	.	.	.
44 Sherrod Greene	2	2	1	3	.	.	.	.	.	.	.	.	.
11 Eldridge Thompson	2	1	.	1	.	.	.	.	.	.	.	.	.
81 Hayden Hurst	2	.	1	1	.	.	.	.	.	.	.	.	.
25 A.J. Turner	2	.	1	1	.	.	.	.	.	.	.	.	.
99 Javon Kinlaw	2	.	1	1	.	.	.	2	.	.	.	1	.
97 Kobe Smith	2	1	.	1	.	.	.	.	.	.	.	.	.
17 Javon Charleston	2	.	.	.	.	.	.	.	.	1-0	.	.	.
<b>Total.....</b>	<b>2</b>	<b>89</b>	<b>66</b>	<b>155</b>	<b>13-54</b>	<b>5-32</b>	<b>2-1</b>	<b>9</b>	<b>8</b>	<b>3-0</b>	<b>2</b>	<b>1</b>	<b>.</b>
<b>Opponents.....</b>	<b>2</b>	<b>65</b>	<b>48</b>	<b>113</b>	<b>11.0-41</b>	<b>4-28</b>	<b>1-0</b>	<b>4</b>	<b>6</b>	<b>.</b>	<b>.</b>	<b>.</b>	<b>.</b>

## 2017 South Carolina Defensive Statistics

TOTAL TACKLES	UA-A	TOT	NCSU	MIZ	UK	LT	A&M	ARK	UT	VU	UGA	UF	WOF	CU
T.J. Brunson	12-10	22	7-9	5-1										
Skai Moore	7-8	15	2-6	5-2										
Chris Lammons	9-5	14	4-4	5-1										
D.J. Smith	9-2	11	6-1	3-1										
Taylor Stallworth	3-8	11	1-7	2-1										
JaMarcus King	9-2	11	6-1	3-1										
D.J. Wonnum	5-6	11	3-5	2-1										
Dante Sawyer	5-5	10	3-4	2-1										
Rashad Fenton	7-1	8	5-1	2-0										
Bryson Allen-Williams	4-4	8	2-3	2-1										
Jamyest Williams	7-1	8	2-0	5-1										
Keir Thomas	3-4	7	2-3	1-1										
Daniel Fennell	2-2	4	1-1	1-1										
Aaron Sterling	2-2	4	0-2	2-0										
Sherrod Greene	2-1	3	1-1	1-0										
Ulric Jones	1-2	3	1-2	-										
Eldridge Thompson	1-0	1	1-0	-										
Kobe Smith	1-0	1	1-0	-										
Hayden Hurst	0-1	1	0-1	-										
A.J. Turner	0-1	1	0-1	-										
Javon Kinlaw	0-1	1	-	0-1										

## 2017 South Carolina Statistics

Team	1st		Rushing	Passing	Total Offense	Punts	Fumbles	Penalties	KO Ret.	Punt Ret.	Int. Ret.	3rd	Time of
	Score	Downs	No-Yds-TD	C-A-I-Yds-TD	Play-Yds-TD	No-Avg	No-Lost	No-Yds	No-Yds	No-Yds	No-Yds	Dns	Poss
NC State	28	29	35-89-2	45-64-415-2	99-504-4	4-49.0	2-2	8-65	5-286	3-40	1-0	9-20	36:41
<b>SC</b>	<b>35</b>	<b>12</b>	<b>21-31-1</b>	<b>17-29-215-3</b>	<b>50-246-4</b>	<b>6-46.7</b>	<b>0-0</b>	<b>6-45</b>	<b>6-388</b>	<b>3-26</b>	<b>0-0</b>	<b>5-12</b>	<b>23:19</b>
SC	31	20	40-172-2	18-28-0-187-1	68-359-3	5-42.2	0-0	4-29	2-120	0-0	2-1	8-15	37:36
Missouri	13	21	37-178-0	14-32-2-245-1	69-423-1	4-43.8	1-1	4-24	2-47	1-4	0-0	5-14	22:24
Kentucky													
SC													
La. Tech													
SC													
SC													
Texas A&M													
Arkansas													
SC													
SC													
Tennessee													
Vanderbilt													
SC													
SC													
Georgia													
Florida													
SC													
Wofford													
SC													
Clemson													
SC													

## 2017 South Carolina Game-by-Game Starters

### South Carolina Offense

POS.	NCSU	MIZZOU	UK	LA TECH	TAMU	ARK	TENN	VANDY	UGA	FLORIDA	WOFF	CLEMSON
WR	Samuel	Samuel										
WR	Edwards	Edwards										
TE	August	S. Smith (WR)										
TE	Hurst	Hurst										
LT	Young	Young										
LG	Stanley	Stanley										
OC	Knott	Knott										
RG	Helms	Helms										
RT	Bailey	Bailey										
QB	Bentley	Bentley										
TB	Dowdle	Dowdle										

### South Carolina Defense

POS.	NCSU	MIZZOU	UK	LA TECH	TAMU	ARK	TENN	VANDY	UGA	FLORIDA	WOFF	CLEMSON
DE	Sawyer	Sawyer										
DT	Stallworth	Stallworth										
DT	Jones	-										
DE	Wonnum	Wonnum										
LB	Brunson	Brunson										
LB	Allen-Williams	Allen-Williams										
LB	Moore	Moore										
CB	King	King										
S	D.J. Smith	D.J. Smith										
S	Lammons	Lammons										
CB	Fenton	Fenton										
NIK	-	J. Williams										



# 2017 South Carolina Individual Statistics

## Individual Rushing (Att-Yds/TD)

PLAYER	TOT	NCSU	MIZZOU	UK	LA TECH	TAMU	ARK	TENN	VANDY	UGA	FLORIDA	WOFF	CLEMSON
Ty'Son Williams	14-78/0	-	14-78/0										
Rico Dowdle	26-75/1	12-27/1	14-48/0										
Deebo Samuel	2-30/1	1-5/0	1-25/1										
A.J. Turner	6-18/0	1-2/0	5-16/0										
Jake Bentley	9-6/0	5-1/0	4-5/0										
Hayden Hurst	1-2/1	-	1-2/1										
TEAM	3--6/0	2--4/0	1--2/0										

## Individual Passing (Cmp-Att-Int-Yds-TD)

	BENTLEY
N.C. State	17-29-1-215-3
Missouri	18-28-0-187-1
Kentucky	
Louisiana Tech	
Texas A&M	
Arkansas	
Tennessee	
Vanderbilt	
Georgia	
Florida	
Wofford	
Clemson	

## Individual Receiving (Rec-Yds/TD)

PLAYER	TOT	NCSU	MIZZOU	UK	LA TECH	TAMU	ARK	TENN	VANDY	UGA	FLORIDA	WOFF	CLEMSON
Deebo Samuel	10-128/2	5-83/2	5-45/0										
Bryan Edwards	10-90/0	5-55/0	5-35/0										
Rico Dowdle	3-67/1	2-51/1	1-16/0										
Hayden Hurst	4-67/1	1--2/0	3-69/1										
Shi Smith	7-45/0	3-23/0	4-22/0										
Ty'Son Williams	1-5/0	1-5/0											

## Game-by-Game Leaders

Opponent	Rushing	Passing	Receiving (No.)	Receiving (Yds.)	Tackles
N.C. State	Dowdle 12-27/1	Bentley 17-29-1-215-3	Samuel 5-83-2/Edwards 5-55-0	Samuel 5-83-2	Brunson 7-9-16
Missouri	Williams 14-79/0	Bentley 18-28-0-187-1	Samuel 5-45-0/Edwards 5-35-0	Samuel 5-45-0	Moore 5-2-7
Kentucky					
Louisiana Tech					
Texas A&M					
Arkansas					
Tennessee					
Vanderbilt					
Georgia					
Florida					
Wofford					
Clemson					

# 2017 Scoring Drives

## South Carolina

N.C. State	Qtr	Plays	Yards	TOP	Result
Dowdle 34-yard pass from Bentley	1	14	75	5:51	TD
Samuel 6-yard pass from Bentley	2	8	40	3:18	TD
Samuel 39-yard pass from Bentley	3	3	51	1:25	TD
Dowdle 7-yard run	3	2	13	1:16	TD
<b>Missouri</b>					
Samuel 25-yard run	2	1	25	0:09	TD
Hurst 39-yard pass from Bentley	3	9	80	4:26	TD
Woznick 32-yard field goal	3	11	58	6:06	FG
Hurst 2-yard run	4	7	44	2:50	TD

## Opponents

N.C. State	Qtr	Plays	Yards	TOP	Result
Finley 6-yard run	1	14	75	5:51	TD
Hines 2-yard run	1	9	75	3:07	TD
Meyers 4-yard pass from Finley	2	10	79	1:38	TD
Samuels 1-yard pass from Finley	4	9	46	3:33	TD
<b>Missouri</b>					
McCann 43-yard field goal	1	14	54	3:51	FG
Reese 61-yard pass from Lock	1	1	61	0:11	TD
McCann 22-yard field goal	3	9	73	2:04	FG

# 2017 Explosive Plays

## Running Plays (15+ Yards)

No.	Yds	Rusher	Opponent	Qtr	Play Result	Drive Result
1.	25	Samuel	Missouri	2	TD	TD
2.	32	T. Williams	Missouri	4	First Down	TD

## Passing Plays (20+ Yards)

No.	Yds	Connection	Opponent	Qtr	Play Result	Drive Result
1.	34	Bentley-Dowdle	N.C. State	1	TD	TD
2.	26	Bentley-Edwards	N.C. State	2	First Down	TD
3.	39	Bentley-Samuel	N.C. State	3	TD	TD
4.	39	Bentley-Hurst	Missouri	3	TD	TD
5.	22	Bentley-Hurst	Missouri	3	First Down	FG

## Kick Returns (30+ yards)

Yds	Returner	Opponent	Qtr	Drive Result
97	Samuel	N.C. State	1	TD
97	Samuel	Missouri	2	TD

## Punt Returns (20+ yards)

Yds	Returner	Opponent	Qtr	Drive Result
26	Lammons	N.C. State	3	TD

## INT/Fumble Returns (20+ yards)

Yds	Returner	Opponent	Qtr	Play	Drive Result
-----	----------	----------	-----	------	--------------

## Special Teams/Defensive Scores

Yds	Player	Opponent	Qtr	Play
97	Samuel	N.C. State	1	TD
97	Samuel	Missouri	2	TD



# 2017 Game Highs

## Carolina Team Game Highs

Rushes	40	at Missouri (Sep 09, 2017)
Yards Rushing	172	at Missouri (Sep 09, 2017)
Yards Per Rush	4.3	at Missouri (Sep 09, 2017)
TD Rushes	2	at Missouri (Sep 09, 2017)
Pass attempts	29	vs NC State (Sep 02, 2017)
Pass completions	18	at Missouri (Sep 09, 2017)
Yards Passing	215	vs NC State (Sep 02, 2017)
Yards Per Pass	7.4	vs NC State (Sep 02, 2017)
TD Passes	3	vs NC State (Sep 02, 2017)
Total Plays	68	at Missouri (Sep 09, 2017)
Total Offense	359	at Missouri (Sep 09, 2017)
Yards Per Play	5.3	at Missouri (Sep 09, 2017)
Points	35	vs NC State (Sep 02, 2017)
Sacks By	4	vs NC State (Sep 02, 2017)
First Downs	20	at Missouri (Sep 09, 2017)
Penalties	6	vs NC State (Sep 02, 2017)
Penalty Yards	45	vs NC State (Sep 02, 2017)
Turnovers	1	vs NC State (Sep 02, 2017)
Interceptions By	2	at Missouri (Sep 09, 2017)
Punts	6	vs NC State (Sep 02, 2017)
Punting Avg	46.7	vs NC State (Sep 02, 2017)
Long Punt	73	at Missouri (Sep 09, 2017)
Punts inside 20	1	at Missouri (Sep 09, 2017)
Long Punt Return	26	vs NC State (Sep 02, 2017)

## Carolina Individual Game Highs

Rushes	14	Rico Dowdle at Missouri (Sep 09, 2017)
		Ty'Son Williams at Missouri (Sep 09, 2017)
Yards Rushing	78	Ty'Son Williams at Missouri (Sep 09, 2017)
TD Rushes	1	Rico Dowdle vs NC State (Sep 02, 2017)
		Deebo Samuel at Missouri (Sep 09, 2017)
		Hayden Hurst at Missouri (Sep 09, 2017)
Long Rush	32	Ty'Son Williams at Missouri (Sep 09, 2017)
Pass attempts	29	Jake Bentley vs NC State (Sep 02, 2017)
Pass completions	18	Jake Bentley at Missouri (Sep 09, 2017)
Yards Passing	215	Jake Bentley vs NC State (Sep 02, 2017)
TD Passes	3	Jake Bentley vs NC State (Sep 02, 2017)
Long Pass	39	Jake Bentley vs NC State (Sep 02, 2017)
		Jake Bentley at Missouri (Sep 09, 2017)
Receptions	5	Deebo Samuel vs NC State (Sep 02, 2017)
		Bryan Edwards vs NC State (Sep 02, 2017)
		Deebo Samuel at Missouri (Sep 09, 2017)
		Bryan Edwards at Missouri (Sep 09, 2017)
Yards Receiving	83	Deebo Samuel vs NC State (Sep 02, 2017)
TD Receptions	2	Deebo Samuel vs NC State (Sep 02, 2017)
Long Reception	39	Deebo Samuel vs NC State (Sep 02, 2017)
		Hayden Hurst at Missouri (Sep 09, 2017)
Field Goals	1	Alexander Woznick at Missouri (Sep 09, 2017)
Long Field Goal	32	Alexander Woznick at Missouri (Sep 09, 2017)
Punts	6	Joseph Charlton vs NC State (Sep 02, 2017)
Punting Avg	46.7	Joseph Charlton vs NC State (Sep 02, 2017)
Long Punt	73	Joseph Charlton at Missouri (Sep 09, 2017)
Punts inside 20	1	Joseph Charlton at Missouri (Sep 09, 2017)
Long Punt Return	26	Chris Lammons vs NC State (Sep 02, 2017)
Long Kickoff Return	97	Deebo Samuel vs NC State (Sep 02, 2017)
		Deebo Samuel at Missouri (Sep 09, 2017)
Tackles	16	T.J. Brunson vs NC State (Sep 02, 2017)
Sacks	1.0	B. Allen-Williams vs NC State (Sep 02, 2017)
		Keir Thomas vs NC State (Sep 02, 2017)
		D.J. Wonnum vs NC State (Sep 02, 2017)
		Dante Sawyer vs NC State (Sep 02, 2017)
		D.J. Wonnum at Missouri (Sep 09, 2017)
Tackles For Loss	3.0	D.J. Wonnum vs NC State (Sep 02, 2017)
Interceptions	1	B. Allen-Williams at Missouri (Sep 09, 2017)
		Jamyest Williams at Missouri (Sep 09, 2017)

## Opponent Team Game Highs

Rushes	37	at Mizzou (Sep 09, 2017)
Yards Rushing	178	at Mizzou (Sep 09, 2017)
Yards Per Rush	4.8	at Mizzou (Sep 09, 2017)
TD Rushes	2	vs NC State (Sep 02, 2017)
Pass attempts	64	vs NC State (Sep 02, 2017)
Pass completions	45	vs NC State (Sep 02, 2017)
Yards Passing	415	vs NC State (Sep 02, 2017)
Yards Per Pass	7.7	at Mizzou (Sep 09, 2017)
TD Passes	2	vs NC State (Sep 02, 2017)
Total Plays	99	vs NC State (Sep 02, 2017)
Total Offense	504	vs NC State (Sep 02, 2017)
Yards Per Play	6.1	at Mizzou (Sep 09, 2017)
Points	28	vs NC State (Sep 02, 2017)
Sacks By	3	vs NC State (Sep 02, 2017)
First Downs	29	vs NC State (Sep 02, 2017)
Penalties	8	vs NC State (Sep 02, 2017)
Penalty Yards	65	vs NC State (Sep 02, 2017)
Turnovers	3	at Mizzou (Sep 09, 2017)
Interceptions By	1	vs NC State (Sep 02, 2017)
Punts	4	vs NC State (Sep 02, 2017)
		at Mizzou (Sep 09, 2017)
Punting Avg	53.8	at Mizzou (Sep 09, 2017)
Long Punt	70	at Mizzou (Sep 09, 2017)
Punts inside 20	2	vs NC State (Sep 02, 2017)
Long Punt Return	29	vs NC State (Sep 02, 2017)

## Opponent Individual Game Highs

Rushes	18	Damar Crockett, at Missouri (Sep 09, 2017)
Yards Rushing	97	Damar Crockett, at Missouri (Sep 09, 2017)
TD Rushes	1	Nyheim Hines, vs NC State (Sep 02, 2017)
		Ryan Finley, vs NC State (Sep 02, 2017)
Long Rush	25	Damar Crockett, at Missouri (Sep 09, 2017)
Pass attempts	64	Ryan Finley, vs NC State (Sep 02, 2017)
Pass completions	45	Ryan Finley, vs NC State (Sep 02, 2017)
Yards Passing	415	Ryan Finley, vs NC State (Sep 02, 2017)
TD Passes	2	Ryan Finley, vs NC State (Sep 02, 2017)
Long Pass	61	Drew Lock, at Missouri (Sep 09, 2017)
Receptions	15	Jaylen Samuels, vs NC State (Sep 02, 2017)
Yards Receiving	114	Kelvin Harmon, vs NC State (Sep 02, 2017)
TD Receptions	1	Jaylen Samuels, vs NC State (Sep 02, 2017)
		Jakobi Meyers, vs NC State (Sep 02, 2017)
		Jason Reese, at Missouri (Sep 09, 2017)
Long Reception	61	Jason Reese, at Missouri (Sep 09, 2017)
Field Goals	2	Tucker McCann, at Missouri (Sep 09, 2017)
Long Field Goal	43	Tucker McCann, at Missouri (Sep 09, 2017)
Punts	4	A.J. Cole, vs NC State (Sep 02, 2017)
		Corey Fatony, at Missouri (Sep 09, 2017)
Punting Avg	53.8	Corey Fatony, at Missouri (Sep 09, 2017)
Long Punt	70	Corey Fatony, at Missouri (Sep 09, 2017)
Punts inside 20	2	A.J. Cole, vs NC State (Sep 02, 2017)
Long Punt Return	29	Nyheim Hines, vs NC State (Sep 02, 2017)
Long Kickoff Return	27	Nyheim Hines, vs NC State (Sep 02, 2017)
Tackles	10	Cale Garrett, at Missouri (Sep 09, 2017)
Sacks	1.0	Johnathan Alston, vs NC State (Sep 02, 2017)
		Shawn Boone, vs NC State (Sep 02, 2017)
		Kentavious Street, vs. NC State (Sep 02, 2017)
		Jordan Harold, at Missouri (Sep 09, 2017)
Tackles For Loss	2.0	Bradley Chubb, vs NC State (Sep 02, 2017)
		Shawn Boone, vs NC State (Sep 02, 2017)
		Terez Hall, at Missouri (Sep 09, 2017)
Interceptions	1	Johnathan Alston, vs NC State (Sep 02, 2017)

# 2017 Game Recaps

**GM**  
**1**

**South Carolina 35**  
**NC State 28**

South Carolina	14	7	14	0	35
NC State	14	7	0	7	28




September 2, 2017  
Bank of America Stadium  
Charlotte, N.C.  
50,367



**CHARLOTTE, N.C.** — Behind a resurgent defensive effort in the second half and three touchdowns from junior Deebo Samuel, South Carolina (1-0) claimed a 35-28 victory over NC State (0-1) in the Belk College Kickoff at Bank of America Stadium.

The Gamecock defense came out on fire in the second half, shutting down an NC State drive after five plays with a pair of quarterback hurries and a sack by Keir Thomas. Chris Lammons made it a short field, returning the punt 26 yards to near midfield. Three plays later, quarterback Jake Bentley, after escaping pressure, hit Deebo Samuel for a 39-yard score.



Defense set up the next Gamecock touchdown, as the Wolfpack fumbled the football on Dante Sawyer's sack. Bryson Allen-Williams recovered it at the NC State 13. Two plays later, Rico Dowdle sprinted seven yards to hand the Gamecocks a 35-21 lead.

NC State took back momentum after the Gamecocks were stuffed deep in their own territory and the Wolfpack took over at the SC 46 after the punt. The Wolfpack methodically went 46 yards in nine plays, with Ryan Finley hitting Jaylen Samuels from one yard out to close within a score. An interception by Wolfpack Johnathan Alston gave the ball back to NC State. But the Gamecock defense stood strong, keeping NC State from gaining a second first down. South Carolina punted the ball back to NC State, but the Wolfpack turned over the ball on downs after D.J. Smith tackled Samuels just short of the first-down marker with 4:34 remaining.

The Wolfpack got the ball back with three minutes to go and drove inside the Gamecock 10, but the Gamecocks batted passes away from NC State receivers, the final one by D.J. Smith, to close out the victory.

The teams battled to a draw in the second half, scoring three touchdowns each in the contest. Samuel got the Gamecocks off to a blazing start, returning the opening kickoff 97 yards for a score, his second career kickoff return for a touchdown. The Wolfpack answered with a 14-play, 75-yard drive that was capped by Finley's six-yard keeper.

South Carolina retook the lead on its next possession, as Bentley hit Dowdle out of the backfield for a 34-yard TD strike. Finley and the Wolfpack knotted the contest again, as Finley went 4-for-5 for 56 yards in a nine-play drive. Nyheim Hines capped the drive with a two-yard scoring run.

After SC went three-and-out, Sawyer forced a fumble, and Rashad Fenton recovered it to set up the next Garnet and Black points. Bentley kept the nascent drive going with a 13-yard scamper before hitting Bryan Edwards for a 26-yard strike to put the Gamecocks to first-and-goal. Bentley capped the drive with a six-yard pass caught by Samuel to put South Carolina ahead again, 21-14.

The Wolfpack missed a 29-yard field goal, giving the ball back to the Gamecocks with four minutes to go, but the NC State defense scuttled it around midfield, getting the ball back with 1:47 to play in the half. The Wolfpack marched to a tying score, with Finley hitting Jakobi Meyers with a four-yard scoring pass, tying the game at 21 at the half.

## Scoring Summary

1st	14:47	SC	Samuel 97-yard kickoff return (Woznick kick)	7-0
1st	8:56	NCSU	Finley 6-yard run (Wise kick) (14-75-5:51)	7-7
1st	3:53	SC	Dowdle 34-yard pass from Bentley (Woznick kick) (11-80-4:58)	14-7
1st	0:46	NCSU	Hines 2-yard run (Wise kick) (9-75-3:07)	14-14
2nd	10:02	SC	Samuel 6-yard pass from Bentley (Woznick kick) (8-40-3:18)	21-14
2nd	0:09	NCSU	Meyers 4-yard pass from Finley (Wise kick) (10-79-1:38)	21-21
3rd	11:54	SC	Samuel 39-yard pass from Bentley (Woznick kick) (3-51-1:25)	28-21
3rd	9:08	SC	Dowdle 7-yard run (Woznick kick) (2-13-1:16)	35-21
4th	12:21	NCSU	Samuels 1-yard pass from Finley (Wise kick) (9-46-3:33)	35-28

## Team Statistics

	SC	NCSU
First Downs	12	29
Rushing	4	7
Passing	8	21
Penalty	0	1
Net Yards Rushing	31	89
Rushing Attempts	21	35
Net Yards Passing	215	415
Cmp.-Att.-Int.	17-29-1	45-64-0
Total Offense Yards	246	504
Total Offense Plays	50	99
Fumbles: No.-Lost	0-0	2-2
Penalties: No.-Yards	6-45	8-65
Punts-Yards	6-280	4-196
Avg. Yards Per Punt	46.7	49.0
Punt Returns: No.-Yards	3-26	3-40
Kickoff Returns: No.-Yards	4-141	2-39
Interceptions: No.-Yards	0-0	1-0
Possession Time	23:19	36:41
Third Down Conversions	5-12	9-20
Fourth Down Conversions	0-0	2-4
Red Zone Scores-Chances	2-2	4-6
Sacks By: No.-Yards	4-26	2-18
PAT Kicks	5-5	4-4
Field Goals	0-0	0-1

## Individual Statistics

**RUSHING: SC:** Dowdle 12-27; Samuel 1-5; Turner 1-2; Bentley 5-1; Team 2-(-4). **NCSU:** Hines 15-81; Gallaspy 13-27; Samuels 1-9; Louis 1-(-6); Finley 5-(-22).

**PASSING: SC:** Bentley 17-29-1-215. **NCSU:** Finley 45-64-0-415.

**RECEIVING: SC:** Samuel 5-83; Edwards 5-55; S. Smith 3-23; Dowdle 2-51; Williams 1-5; Hurst 1-(-2). **NCSU:** Samuels 15-85; Harmon 10-114; Meyers 5-62; Louis 5-39; Hines 4-32; Riley 2-27; Gallaspy 2-13; Cook 1-29; Emezie 1-14.

**PUNT RETURNS: SC:** Lammons 3-26. **NCSU:** Hines 3-40.

**KICKOFF RETURNS: SC:** Turner 3-44; Samuel 1-97. **NCSU:** Hines 2-39.

**INTERCEPTION RETURNS: SC:** None. **NCSU:** Alston 1-0.

# 2017 Game Recaps

**GM**  
**2**

**South Carolina 31**  
**Missouri 13**



**September 9, 2017**  
**Memorial Stadium**  
**Columbia, Mo.**  
**55,023**



**COLUMBIA, MO.** — Deebo Samuel ran for two touchdowns to help South Carolina cruise to a 31-13 victory over Missouri on Saturday night in the SEC opener for both teams.

Missouri (1-1, 0-1) led 10-0 early in the second quarter when tight end Jason Reese slipped past linebacker T.J. Brunson, hauled in a Drew Lock pass and outran his pursuers. South Carolina (2-0, 1-0) trailed for only 30 seconds. Samuel returned the ensuing kickoff 97 yards for a touchdown - his second TD return in two weeks. After the Gamecocks' Jamyest Williams intercepted Lock, Samuel struck again, scoring on a 25-yard jet sweep. Samuel finished with five catches for 45 yards.

Jake Bentley was 18 of 28 for 187 yards passing and threw a 39-yard touchdown pass to Hayden Hurst to stretch South Carolina's lead to 21-10 midway through the third quarter. Hurst added a 2-yard scoring run in the fourth quarter.

Lock had 245 yards passing and a touchdown, but was intercepted twice.

## GAME CHANGER

Missouri took a 10-0 lead with 13:07 remaining in the second quarter, but Deebo Samuel quickly changed that, returning a 97-yard kickoff for a touchdown for the second straight game. It was Samuel's Gamecock best third career kickoff return for a touchdown. Samuel then took advantage of Jamyest Williams' first career interception, scoring on a 25-yard run on the drive's first play, giving the Gamecocks the lead for good.

## KEY STAT

3 -- For the second straight game, the Gamecocks won the turnover battle, turning a trio of Tiger miscues into 14 points. Jamyest Williams' interception turned into a Deebo Samuel rushing touchdown. Then a fumble on a punt in the fourth quarter led to Hayden Hurst's second touchdown of the contest.

## NOTABLES

- South Carolina is 2-0 on the young season for the first time since the 2012 campaign.

- Hayden Hurst had a touchdown reception of 39 yards and a two-yard rushing touchdown on the night. It was his second and third career touchdowns (two receiving, one rushing) after putting his first one on the board in the 2016 Birmingham Bowl against USF. Hurst ended the game with three receptions for 69 yards.

- Bryson Allen-Williams recorded his third interception in the past four games with his pick in the fourth quarter. Allen-Williams had interceptions at Clemson (Nov. 26, 2016) and against USF in the Birmingham Bowl (Dec. 29, 2016).

- Samuel becomes the second player in South Carolina history to record a kickoff return for a touchdown in back-to-back games. King Dixon did the trick in games against Texas (Oct. 5, 1957) and Furman (Oct. 12, 1957). He has a school record three kickoff returns for touchdowns, all coming in the last five games.

<b>South Carolina</b>	<b>0</b>	<b>14</b>	<b>10</b>	<b>7</b>	<b>31</b>
<b>Missouri</b>	<b>3</b>	<b>7</b>	<b>3</b>	<b>0</b>	<b>13</b>

## Scoring Summary

1st	5:33	MU	McCann 43-yard field goal (14-54-3:51)	0-3
2nd	13:07	MU	Reese 61-yard pass from Lock (McCann kick) (1-61-0:11)	0-10
2nd	12:52	SC	Samuel 97-yard kickoff return (Woznick kick)	7-10
2nd	12:37	SC	Samuel 25-yard run (Woznick kick) (1-25-0:09)	14-10
3rd	8:41	SC	Hurst 39-yard pass from Bentley (Woznick kick) (9-80-4:26)	21-10
3rd	6:31	MU	McCann 22-yard field goal (9-73-2:04)	21-13
3rd	0:18	SC	Woznick 32-yard field goal (11-58-6:06)	24-13
4th	10:25	SC	Hurst 2-yard run (Woznick kick) (7-44-2:50)	31-13

## Team Statistics

	<b>SC</b>	<b>MU</b>
First Downs	20	21
Rushing	9	11
Passing	9	10
Penalty	2	0
Net Yards Rushing	172	178
Rushing Attempts	40	37
Net Yards Passing	187	245
Cmp.-Att.-Int.	18-28-0	14-32-2
Total Offense Yards	359	423
Total Offense Plays	68	69
Fumbles: No.-Lost	0-0	1-1
Penalties: No.-Yards	4-29	4-24
Punts-Yards	5-212	4-215
Avg. Yards Per Punt	42.4	53.8
Punt Returns: No.-Yards	0-0	1-4
Kickoff Returns: No.-Yards	2-120	2-47
Interceptions: No.-Yards	2-1	0-0
Possession Time	37:36	22:24
Third Down Conversions	8-15	5-14
Fourth Down Conversions	0-0	1-2
Red Zone Scores-Chances	2-3	1-3
Sacks By: No.-Yards	1-6	1-8
PAT Kicks	4-4	1-1
Field Goals	1-2	2-3

## Individual Statistics

**RUSHING: SC:** T. Williams 14-78; Dowdle 14-48; Samuel 1-25; Turner 5-16; Bentley 4-51 Hurst 1-2; Team 1-(-2). **MU:** Ctockett 18-97; Witter 12-72; Rountree 4-12; Lock 3-(-3).

**PASSING: SC:** Bentley 18-28-0-187. **MU:** Lock 14-32-2-245.

**RECEIVING: SC:** Samuel 5-45; Edwards 5-35; S. Smith 4-22; Hurst 3-69; Dowdle 1-16. **MU:** Mason 4-48; Hall 3-66; Moore 3-29; Reese 2-88; Witter 1-8; Crockett 1-6.

**PUNT RETURNS: SC:** None. **MU:** Johnson 1-4.

**KICKOFF RETURNS: SC:** Samuel 1-97; Turner 1-23. **MU:** Mason 2-47.

**INTERCEPTION RETURNS: SC:** J. Williams 1-1; Allen-Williams 1-0. **MU:** None.



# PLAYER NOTES

4

**Bryson  
ALLEN-WILLIAMS**

**LB • 6-0 • 230 • SR. • 3L**

**Ellenwood, Ga.  
(Cedar Grove)**

GAMECOCKS

- 2017 Co-Jim Carlen Special Teams Player of the Spring
- 2016 Jim Carlen Special Teams Player of the Spring

### CAREER vs. KENTUCKY

- Recorded two tackles in the 2014 contest and finished with six last season

### 2017

- Recorded three tackles and a crucial interception in the 4th quarter of the Missouri win, his third in the last four games
- Tallied five tackles vs. NC State, including a sack, and recovered a third-quarter fumble against the Wolfpack to set up Carolina's last score of the game.

### 2016

- Played in every game, making seven starts, and ranked second on the team with 75 tackles, including 46 solo stops
- Second on the squad with 8.5 tackles for loss
- Had eight games with six or more tackles, including a career-high 12 stops in the regular-season finale at Clemson
- Had a big day in the UMass win, matching career highs of nine tackles and 2.5 tackles for loss while recording his first career full sack
- Notched a forced fumble and a fumble recovery against Florida

### ALLEN-WILLIAMS' CAREER STATISTICS

Year	GP/GS	UT	AT	TT	TFL	QBS	INT	PBU	QBH	FF	FR
2014	12/2	18	9	27	2.5-12	0.5-3	0	0	5	1	1
2015	12/1	14	9	23	3.5-9	0.0-0	1	0	1	0	0
2016	13/7	46	29	75	8.5-38	2.0-20	2	1	1	1	1
2017	2/2	4	4	8	2.0-3	1.0-2	1	1	1	0	1
<b>Total</b>	<b>39/12</b>	<b>82</b>	<b>51</b>	<b>133</b>	<b>16.5-62</b>	<b>3.5-25</b>	<b>4</b>	<b>2</b>	<b>8</b>	<b>2</b>	<b>3</b>

### ALLEN-WILLIAMS' CAREER HIGHS

Tackles	12 • Clemson, 2016
Tackles for Loss	2.5 • Florida, 2014 and UMass, 2016
Sacks	1.0 • UMass, 2016; Missouri, 2016 and NC State, 2017
QB Hurries	2 • Missouri, 2014
Interceptions	1 • 4 times
Pass Breakups	1 • Texas A&M, 2016 and Missouri, 2017
Forced Fumbles	1 • Florida, 2014 and Florida, 2016
Fumbles Recovered	1 • Vanderbilt, 2014; Florida, 2016 and NC State, 2017

### ALLEN-WILLIAMS' 2017 GAME-BY-GAME STATISTICS

Opp.	GS	UA-AT-Total	TFL	QBS	INT	PBU	QBH	FF	FR
vs. NC State	*	2-3-5	1.0-2	1.0-2	--	--	--	--	1
at Missouri	*	2-1-3	1.0-1	--	1	1	1	--	--
Kentucky									
L.a. Tech									
at Texas A&M									
Arkansas									
at Tennessee									
Vanderbilt									
at Georgia									
Florida									
Wofford									
Clemson									

45

**Ben  
ASBURY**

**LS • 5-10 • 210 • JR. • SQ**

**Atlanta, Ga.  
(Holy Innocents/Berry)**

GAMECOCKS

### 2017

- Has been the deep snapped in each of Carolina's first two games

40

**Jacob  
AUGUST**

**TE • 6-6 • 258 • JR. • 2L**

**Columbia, S.C.  
(Cardinal Newman/Fork Union)**

GAMECOCKS

### CAREER vs. KENTUCKY

- Caught one pass for a career-best 29 yards in 2016
- Snagged a seven-yard reception in the 2015 game

### 2017

- Saw game action against Missouri for the 20th time as a Gamecock
- Earned the start vs. NC State

### AUGUST'S CAREER STATISTICS

Year	GP/GS	Rec	Yds	Avg	TD	Long
2015	5/3	4	38	9.5	1	13
2016	13/1	5	52	10.4	0	29
2017	2/1	0	0	--	0	--
<b>Total</b>	<b>20/5</b>	<b>9</b>	<b>90</b>	<b>10.0</b>	<b>1</b>	<b>29</b>

### AUGUST'S CAREER HIGHS

Receptions	2 • UCF, 2015 and East Carolina, 2016
Yards Receiving	29 • Kentucky, 2016
Long Reception	29 • Kentucky, 2016
Receiving Touchdowns	1 • UCF, 2015

78

**Zack  
BAILEY**

**OL • 6-6 • 311 • JR. • 2L**

**Summerville, S.C.  
(Summerville)**

GAMECOCKS

- 2017 Preseason Third-Team All-SEC selection (Coaches)
- 2015 Coaches' SEC All-Freshman Team

### 2017

- Earned a Preseason All-SEC selection from the league's head coaches
- Has started both games at right tackle

### 2016

- Started every game at left guard

### BAILEY'S CAREER STATISTICS

<b>GP/GS:</b> 2015: 12/5   2016: 13/13   2017: 2/2	<b>Total: 27/20</b>
--	---------------------

# PLAYER NOTES

19



Jake  
BENTLEY

---

QB • 6-3 • 220 • SO. • 1L

---

Opelika, Ala.  
(Opelika)

GAMECOCKS

- 2017 Maxwell Award Watch List
- 2017 Davey O'Brien Award Watch List
- 2016-17 Carolina Male New Student-Athlete of the Year
- 2017 Joe Morrison Offensive Player of the Spring
- 2016 Steve Wadiak Co-Most Valuable Player
- SEC Freshman of the Week - 11/7/16

## 2016 vs. KENTUCKY

- Did not play

## 2017

- Listed second in the SEC with 17.5 completions per game
- Ranks fifth in the SEC in both passing yards (402) and touchdowns (4)
- Went 18-for-28 against Missouri, for 187 yards and a touchdown
- Connected with Hayden Hurst for a 39-yard scoring strike against Mizzou
- Named to the 2017 Watch Lists for the Maxwell Award (National Player of the Year) and Davey O'Brien Award (Top Quarterback in the Nation)
- Worked as a counselor at the prestigious Manning Passing Academy
- Completed 17-of-29 passes in the NC State win, for 215 yards and three touchdowns; connected on a 34-yard TD throw to Rico Dowdle while finding Deebo Samuel for scores from six and 39 yards out

## 2016

- Started each of the final seven games after not playing in the first six contests of the season, going 4-3 as a starter
- Skipped his senior year of high school, joining Kansas safety Mike Lee as the only two FBS players who could have been playing prep football during the 2016 season
- Was 125-for-190 for 1,420 yards and nine touchdowns
- His 65.8 percent completion percentage ranks fourth in Carolina history for a single-season
- Made his debut as the starting quarterback against UMass, going 17-for-26 for 201 yards and two touchdowns vs. the Minutemen
- Became the fifth Gamecock true freshman to start at quarterback in the SEC era
- Won his first career start against an SEC team as Carolina upset Tennessee; completed 15-of-20 passes against the Vols for 167 yards and two TDs
- Improved to 3-0 as a starter and earned SEC Freshman of the Week accolades when he led the Gamecocks to a win over Missouri, going 22-for-28 for 254 yards and two touchdowns
- Became the first Carolina true freshman quarterback to win his first three collegiate starts since Steve Taneyhill notched four-straight wins in 1992
- Set the school record for bowl games and Birmingham Bowl records for passes completed (32), yards passing (390) and total offense (381) in the overtime loss to the Bulls

## BENTLEY'S CAREER STATISTICS

### -Passing-

Year	GP/GS	C-A-I	Pct.	Yds	TD	Lg
2016	7/7	125-190-4	65.8	1,420	9	47
2017	2/2	35-57-1	61.4	402	4	39
<b>Total</b>	<b>9/9</b>	<b>160-247-5</b>	<b>64.8</b>	<b>1,822</b>	<b>13</b>	<b>47</b>

### -Rushing-

Year	GP/GS	Att	Yds	Avg	TD	Long
2016	7/7	50	-15	-0.3	0	16
2017	2/2	9	6	0.7	0	13
<b>Total</b>	<b>9/9</b>	<b>59</b>	<b>-9</b>	<b>-0.2</b>	<b>0</b>	<b>16</b>

## BENTLEY'S CAREER STATISTICS (CONT.)

### -Receiving-

Year	GP/GS	Rec	Yds	Avg	TD	Long
2016	7/7	1	12	12.0	0	12
2017	2/2	0	0	--	0	--
<b>Total</b>	<b>9/9</b>	<b>1</b>	<b>12</b>	<b>12.0</b>	<b>0</b>	<b>12</b>

## BENTLEY'S CAREER HIGHS

Pass Attempts	43 • USE, 2016
Pass Completions	32 • USE, 2016
Passing Yards	390 • USE, 2016
Passing Touchdowns	3, twice • USE, 2016 and NC State, 2017
Long Pass	47 • UMass, 2016 and Florida, 2016
Rushing Attempts	10 • Tennessee, 2016 and USE, 2016
Rushing Yards	34 • Western Carolina, 2016
Long Rush	16 • Tennessee, 2016
Receptions	1 • Western Carolina, 2016
Yards Receiving	12 • Western Carolina, 2016
Long Reception	12 • Western Carolina, 2016

## BENTLEY IN THE CAROLINA RECORD BOOKS

### Single-Game

Category	No. (Game)	Rank
Pass Completions	32 (USE, 2016)	4th
Passing Yards	390 (USE, 2016)	7th

### Single-Season

Category	No. (Year)	Rank	Up Next
Completion Pct.	65.8% (2016)	4th	---

### Career

Category	No.	Rank	Up Next
Completion Pct.	64.8%	2nd	Connor Shaw, 65.5% (2010-13)

## BENTLEY'S 2017 GAME-BY-GAME STATISTICS

Opp.	GS	Com-Att-int	Pct.	Yds	TD	Long	Rush-Yds-TD
vs. NC State	*	17-29-1	58.6	215	3	39	5-1-0
at Missouri	*	18-28-0	64.3	187	1	39	4-5-0
Kentucky							
La. Tech							
at Texas A&M							
Arkansas							
at Tennessee							
Vanderbilt							
at Georgia							
Florida							
Wofford							
Clemson							



Jake Bentley

# PLAYER NOTES

6



T.J.  
BRUNSON

---

**LB • 6-1 • 230 • SO. • 1L**

---

**Columbia, S.C.  
(Richland Northeast)**

GAMECOCKS

**2017**

- Ranked 15th nationally and second in the SEC with 11.0 tackles per game
- Came up with six tackles in the win over Missouri, when he served as a team captain
- Had a mammoth effort vs. NC State, with 16 tackles (seven solo) and 1.5 tackles for loss.
- His 16 stops vs. NC State were the most by a Gamecock since Antonio Allen logged 16 against East Carolina on Sept. 3, 2011

**2016**

- True freshman who played in 11 games
- Logged a dozen tackles between linebacker and special teams duty

**BRUNSON'S CAREER STATISTICS**

Year	GP/GS	UT	AT	TT	TFL	QBS	INT	PBU	QBH	FF	FR
2016	11/0	8	4	12	0-0-0	0.0/0	0	0	1	0	0
2017	2/2	12	10	22	1.5-6	0.0/0	0	0	0	0	0
<b>Total</b>	<b>13/2</b>	<b>20</b>	<b>14</b>	<b>34</b>	<b>1.5-6</b>	<b>0.0/0</b>	<b>0</b>	<b>0</b>	<b>1</b>	<b>0</b>	<b>0</b>

**BRUNSON'S CAREER HIGHS**

Tackles	16 • NC State, 2017
Tackles for Loss	1.5 • NC State, 2017
QB Hurries	1 • Texas A&M, 2016

**BRUNSON'S 2017 GAME-BY-GAME STATISTICS**

Opp.	GS	UA-AT-Total	TFL	QBS	INT	PBU	QBH	FF	FR
vs. NC State	*	7-9-16	1.5-6	0.0-0	--	--	--	--	--
at Missouri	*	5-1-6	--	--	--	--	--	--	--
Kentucky									
La. Tech									
at Texas A&M									
Arkansas									
at Tennessee									
Vanderbilt									
at Georgia									
Florida									
Wofford									
Clemson									

63



Blake  
CAMPER

---

**OL • 6-8 • 310 • JR. • 2L**

---

**Virginia Beach, Va.  
(Frank W. Cox)**

GAMECOCKS

**2017**

- Has played in both games
- Made his 20th career appearance in the win over Missouri


**2016**

- True sophomore who played in six games with one start
- Started at Mississippi State but was sidelined with a high left ankle injury, which kept him out until the UMass contest.

**CAMPER'S CAREER STATISTICS**

<b>GP/GS:</b> 2015: 12/1   2016: 6/1   2017: 2/0	<b>Total: 20/2</b>
--	--------------------

17



Javon  
CHARLESTON

---

**DB • 6-0 • 189 • SO. • 1L**

---

**Gurnee, Ill.  
(Warren Township)**

GAMECOCKS

**2016 vs. KENTUCKY**

- Recorded one tackle in punt coverage

**2017**

- Has played in both games
- Made a huge special teams play vs. Missouri, recovering a 4th-quarter fumble on punt coverage to set up Carolina's final score of the game
- Former walk-on who was awarded a full scholarship at the end of Carolina's preseason camp

**2016**

- Redshirt freshman who played in every game, primarily on special teams
- Recorded 10 tackles, all on special teams
- Notched a pair of tackles against both Tennessee and Missouri

**CHARLESTON'S CAREER STATISTICS**

**-Defense-**

Year	GP/GS	UT	AT	TT	TFL	QBS	INT	PBU	QBH	FF	FR
2016	13/0	8	2	10	0.0-0	0.0-0	0	0	0	0	0
2017	2/0	0	0	0	0.0-0	0.0-0	0	0	0	0	1
<b>Total</b>	<b>15/0</b>	<b>8</b>	<b>2</b>	<b>10</b>	<b>0.0-0</b>	<b>0.0-0</b>	<b>0</b>	<b>0</b>	<b>0</b>	<b>0</b>	<b>1</b>

**-Receiving-**

Year	GP/GS	Rec	Yds	Avg	TD	Long
2016	13/0	1	12	12.0	0	12
2017	2/0	0	0	--	0	--
<b>Total</b>	<b>15/0</b>	<b>1</b>	<b>12</b>	<b>12.0</b>	<b>0</b>	<b>12</b>

**CHARLESTON'S CAREER HIGHS**

Tackles	2 • Tennessee, 2016 and Missouri, 2016
Fumbles Recovered	1 • Missouri, 2017
Receptions	1 • Texas A&M, 2016
Yards Receiving	12 • Texas A&M, 2016
Longest Reception	12 • Texas A&M, 2016



T.J. Brunson

# PLAYER NOTES

20

**Joseph CHARLTON**

---

K/P • 6-5 • 190 • SO. • SQ

---

Columbia, S.C.  
(A.C. Flora)

GAMECOCKS

**2017**

- Launched five punts in the Missouri win for an average of 42.4 yards
- Booted a 73-yard punt against Mizzou, the longest by a Gamecock since Marty Simpson had a 79-yard effort in 1992
- Punted six times in the NC State win, for an average of 46.7 yards, including a long of 64

**CHARLTON'S CAREER STATISTICS**

Year	GP	No.	Yards	Avg.	Long	TB	FC	I20
2017	2	11	492	44.7	73	1	0	1

**CHARLTON'S CAREER HIGHS**

Punts	6 • NC State, 2017
Longest Punt	73 • Missouri, 2017

3

**K.C. CROSBY**

---

TE • 6-1 • 242 • JR. • 2L

---

Bamberg, S.C.  
(Bamberg-Ehrhardt)

GAMECOCKS

**2017**

- Had played in both games
- Made his 25th career collegiate appearance in the win over NC State

**CROSBY'S CAREER STATISTICS**

Year	GP/GS	Rec	Yds	Avg	TD	Long
2014	1/0	0	0	0.0	0	--
2015	10/0	0	0	0.0	0	--
2016	13/9	23	217	9.4	4	35
2017	2/0	0	0	--	0	--
<b>Total</b>	<b>26/9</b>	<b>23</b>	<b>217</b>	<b>9.4</b>	<b>4</b>	<b>35</b>

**CROSBY'S CAREER HIGHS**

Receptions	4 • East Carolina, 2016 and Texas A&M, 2016
Yards Receiving	51 • Texas A&M, 2016
Long Reception	35 • Tennessee, 2016
Receiving Touchdowns	1 • 4 times

**CROSBY IN THE CAROLINA RECORD BOOKS**

**Single-Season • Tight Ends**

Category	No. (Year)	Rank	Up Next
Touchdowns	4 (2016)	2nd	--

**Career • Tight Ends**

Category	No.	Rank	Up Next
Touchdowns	4	8th	Wesley Saunders, 6 (2007-09)

74

**Dennis DALEY**

---

OL • 6-6 • 330 • JR. • JC

---

Columbia, S.C.  
(Ridge View/Georgia Military)

GAMECOCKS

**2017**

- Made his Gamecock debut in the Missouri win, seeing extensive time at left tackle in the second half

**2016**

- Second-year starter at Georgia Military College
- Considered the sixth-best offensive tackle in the JuCo ranks by 247Sports

**DALEY'S CAREER STATISTICS (at Carolina)**

**GP/GS:** 2017: 1/0 **Total: 1/0**

8

**Randrecous DAVIS**

---

WR • 5-10 • 186 • FR. • RS

---

Atlanta, Ga.  
(Mays)

GAMECOCKS

**2017**

- Made his season debut in the victory over Missouri
- Did not play vs. NC State after suffering an injury in preseason camp

**2016**

- Logged three catches for 45 yards over two appearances

**DAVIS' CAREER STATISTICS**


-Receiving-						
Year	GP/GS	Rec	Yds	Avg	TD	Long
2016	2/1	3	45	15.0	0	26
2017	1/0	0	0	--	0	--
<b>Total</b>	<b>3/1</b>	<b>3</b>	<b>45</b>	<b>15.0</b>	<b>0</b>	<b>26</b>
-Rushing-						
Year	GP/GS	Att	Yds	Avg	TD	Long
2016	2/1	1	7	7.0	0	7
2017	1/0	0	0	--	0	--
<b>Total</b>	<b>3/1</b>	<b>1</b>	<b>7</b>	<b>7.0</b>	<b>0</b>	<b>7</b>

**DAVIS' CAREER HIGHS**

Receptions	2 • East Carolina, 2016
Yards Receiving	32 • East Carolina, 2016
Long Reception	26 • East Carolina, 2016
Carries	1 • East Carolina, 2016
Yards Rushing	7 • East Carolina, 2016
Long Rush	7 • East Carolina, 2016



# PLAYER NOTES



83

Chavis  
DAWKINS

---

WR • 6-2 • 212 • SO. • 1L

---

Duncan, S.C.  
(Byrnes)

GAMECOCKS

### 2016 vs. KENTUCKY

- Reeled in one pass for 13 yards

### 2017

- Has played in both games, primarily on special teams duty

### 2016

- Played in 11 games, with two starts
- Logged eight catches for 69 yards

### DAWKINS' CAREER STATISTICS

Year	GP/GS	Rec	Yds	Avg	TD	Long
2016	11/2	8	69	8.6	0	34
2017	2/0	0	0	--	0	--
<b>Total</b>	<b>13/2</b>	<b>8</b>	<b>69</b>	<b>8.6</b>	<b>0</b>	<b>34</b>

### DAWKINS' CAREER HIGHS

Receptions	5 • Texas A&M, 2016
Yards Receiving	34 • Missouri, 2016
Long Reception	34 • Missouri, 2016



34

Mon  
DENSON

---

RB • 5-10 • 209 • SO. • SQ

---

LaGrange, Ga.  
(LaGrange)

GAMECOCKS

### 2017

- Has played in both contests, primarily on special teams
- Made his collegiate debut in the win over NC State

### DENSON'S CAREER STATISTICS

Year	GP/GS	Rush	Yds	Avg	TD	Long
2017	2/0	0	0	--	0	--



5

Rico  
DOWDLE

---

RB • 5-11 • 220 • SO. • 1L

---

Asheville, N.C.  
(A.C. Reynolds)

GAMECOCKS

- 2017 Doak Walker Award Watch List
- 2016 Athlon's Second-Team SEC All-Freshman selection

### 2016 vs. KENTUCKY

- Did not play while recovering from a preseason injury

### 2017

- Has started both games and leads Carolina with 26 carries
- Toted the ball 14 times for 48 yards in the Missouri win and added a 16-yard reception

### 2017 (CONT.)

- Led the Gamecocks with 12 carries for 27 yards in the win over NC State
- Also caught a 34-yard touchdown against the Wolfpack, part of a two-reception day for 51 yards

### 2016

- Played in nine games, making seven starts at tailback as a true freshman for the Gamecocks
- Led the team with 133 carries for 764 yards, which ranked ninth-best among FBS freshmen
- Finished second on the team with seven touchdowns, including six rushing scores, which tied for 10th among FBS freshmen
- Racked up a career-high 226 yards and two touchdowns on 21 carries in the Western Carolina win, averaging 10.8 yards per carry
- His 226 yards rushing vs. Western Carolina was the sixth-highest single-game total in school history, the 11th 200-yard rushing game by a Carolina back and the most yards rushing since Marcus Lattimore logged 246 vs. Navy in 2011

### DOWDLE'S CAREER STATISTICS

#### –Rushing–

Year	GP/GS	Att	Yds	Avg	TD	Long
2016	9/7	133	764	5.7	6	44
2017	2/2	26	75	2.9	1	8
<b>Total</b>	<b>11/9</b>	<b>159</b>	<b>839</b>	<b>5.3</b>	<b>7</b>	<b>44</b>

#### –Receiving–

Year	GP/GS	Rec	Yds	Avg	TD	Long
2016	9/7	15	55	3.7	1	19
2017	2/2	3	67	22.3	1	34
<b>Total</b>	<b>11/9</b>	<b>18</b>	<b>122</b>	<b>6.8</b>	<b>2</b>	<b>34</b>

### DOWDLE'S CAREER HIGHS

Carries	27 • Tennessee, 2016 and Missouri, 2016
Yards Rushing	226 • Western Carolina, 2016
Longest Rush	40 • Tennessee, 2016
Rushing Touchdowns	2 • Western Carolina, 2016
Receptions	3 • Georgia, 2016; Missouri, 2016 and Clemson, 2016
Yards Receiving	51 • NC State, 2017
Longest Reception	34 • NC State, 2017
Receiving Touchdowns	1 • Missouri, 2016 and NC State, 2017
100-yard Rushing Games	3 times

### DOWDLE'S 2017 GAME-BY-GAME STATISTICS

Opp.	GS	Rush	Yds	Avg	TD	Rec	Yds	Avg	TD
vs. NC State	*	12	27	2.2	1	2	51	25.5	1
at Missouri	*	14	48	3.4	0	1	16	16.0	0
Kentucky									
La. Tech									
at Texas A&M									
Arkansas									
at Tennessee									
Vanderbilt									
at Georgia									
Florida									
Wofford									
Clemson									

# PLAYER NOTES



**89**

**Bryan EDWARDS**

**WR • 6-3 • 215 • SO. • 1L**

**Conway, S.C. (Conway)**

GAMECOCKS

- 2016 Athlon's Second-Team Freshman All-America selection
- 2016 Athlon's First-Team SEC All-Freshman selection

## 2016 vs. KENTUCKY

- Caught two passes for 16 yards

## 2017

- Ranked sixth in the SEC with 5.0 receptions per game
- Tied for the Carolina lead with 10 receptions, which have gone for 90 yards
- Caught five passes in the win over Missouri, for 35 yards
- Reeled in five catches for 55 yards in the win over NC State

## 2016

- Turned in the second-best true freshman campaign for a wide receiver in school history behind only Alshon Jeffery
- Ranked eighth among FBS freshmen with 590 receiving yards and with 49.2 receiving yards per game
- Became the sixth true freshman to start the season opener for Carolina since 2009, joining Stephon Gilmore (2009), Marcus Lattimore (2010), Jadeveon Clowney (2011), Bryson Allen-Williams (2014) and Al Harris Jr. (2014)
- Led all players in the Vandy win with eight receptions for 101 yards; his 100-yard effort was the only one recorded by an FBS freshman in Week 1
- Became just the eighth Gamecock in history to accumulate over 100 receiving yards in a season opener

## EDWARDS' CAREER STATISTICS

Year	GP/GS	Rec	Yds	Avg	TD	Long
2016	12/12	44	590	13.4	4	42
2017	2/2	10	90	9.0	0	26
<b>Total</b>	<b>14/14</b>	<b>54</b>	<b>680</b>	<b>12.6</b>	<b>4</b>	<b>42</b>

## EDWARDS' CAREER HIGHS

Receptions	8 • Vanderbilt, 2016
Yards Receiving	101 • Vanderbilt, 2016
Long Reception	42 • East Carolina, 2016
Receiving Touchdowns	1 • 4 times
100-yard Receiving Games	1 time

## EDWARDS' 2017 GAME-BY-GAME STATISTICS

Opp.	GS	Rec	Yds	Avg	TD	Rush	Yds	Avg	TD
vs. NC State	*	5	55	11.0	0	0	0	--	0
at Missouri	*	5	35	7.0	0	0	0	--	0
Kentucky									
La. Tech									
at Texas A&M									
Arkansas									
at Tennessee									
Vanderbilt									
at Georgia									
Florida									
Wofford									
Clemson									



**35**

**Daniel FENNELL**

**DL • 6-3 • 244 • SO. • 1L**

**Loganville, Ga. (Grayson)**

GAMECOCKS

## 2017

- Came up with two tackles in the Missouri win, including one stop on kickoff coverage
- Logged two tackles in the victory over NC State

## 2016

- Redshirt freshman who played in six games, win one tackle

## FENNELL'S CAREER STATISTICS

-Defense-											
Year	GP/GS	UT	AT	TT	TFL	QBS	INT	PBU	QBH	FF	FR
2016	6/0	1	0	1	0.0-0	0.0-0	0	0	0	0	0
2017	2/0	2	2	4	0.0-0	0.0-0	0	0	0	0	0
<b>Total</b>	<b>8/0</b>	<b>3</b>	<b>2</b>	<b>5</b>	<b>0.0-0</b>	<b>0.0-0</b>	<b>0</b>	<b>0</b>	<b>0</b>	<b>0</b>	<b>0</b>

## FENNELL'S CAREER HIGHS

Tackles 2 • NC State, 2017 and Missouri, 2017



**16**

**Rashad FENTON**

**DB • 5-10 • 184 • JR. • 2L**

**Miami, Fla. (Miami Carol City)**

GAMECOCKS

## CAREER vs. KENTUCKY

- Made four tackles in the 2016 game; also returned one punt last season for five yards

## 2017

- Started against Missouri and made two tackles to go with a pass breakup
- His pass deflection against Mizzou came at a crucial time, as he knocked away a pass to the end zone that kept the Tigers from a touchdown
- Came up with six tackles in the win over NC State and recovered a fumble to set up Carolina's third touchdown of the day

## 2016

- Appeared in 12 games with seven starts
- Logged 38 tackles, with five pass breakups and an interception
- His pick in the victory over Missouri came on the Carolina 2-yard line and stopped a likely Mizzou score, keeping the game tied at 21

## FENTON'S CAREER STATISTICS

-Defense-											
Year	GP/GS	UT	AT	TT	TFL	QBS	INT	PBU	QBH	FF	FR
2015	10/0	2	0	2	0.0-0	0.0-0	0	0	0	0	0
2016	12/7	26	12	38	1.5-7	0.5-4	1	6	0	1	0
2017	2/2	7	1	8	0.0-0	0.0-0	0	1	0	0	1
<b>Total</b>	<b>24/9</b>	<b>35</b>	<b>13</b>	<b>48</b>	<b>1.5-7</b>	<b>0.5-4</b>	<b>1</b>	<b>7</b>	<b>0</b>	<b>1</b>	<b>1</b>

-Kick Returns-						
Year	GP/GS	No.	Yds	Avg	TD	Long
2015	10/0	14	365	26.1	1	96
2016	12/7	2	72	36.0	0	50
2017	2/2	0	0	--	0	--
<b>Total</b>	<b>24/8</b>	<b>16</b>	<b>437</b>	<b>27.3</b>	<b>1</b>	<b>96</b>

# PLAYER NOTES

## FENTON'S CAREER STATISTICS (CONT.)

### -Punt Returns-

Year	GP/GS	No.	Yds	Avg	TD	Long
2015	10/0	0	0	--	0	--
2016	12/7	2	8	4.0	0	5
2017	2/2	0	0	--	0	--
<b>Total</b>	<b>24/9</b>	<b>2</b>	<b>8</b>	<b>4.0</b>	<b>0</b>	<b>5</b>

## FENTON'S CAREER HIGHS

Tackles	6 • Clemson, 2016 and NC State, 2017
Tackles for Loss	1.0 • Missouri, 2016
Sacks	0.5 • Tennessee, 2016
Interceptions	1 • Missouri, 2016
Pass Breakups	2 • Vanderbilt, 2016
Forced Fumbles	1 • Vanderbilt, 2016
Fumbles Recovered	1 • NC State, 2017
Kick Return Yards	118 • LSU, 2015
Long Kick Return	96 • LSU, 2015
Kick Return Touchdowns	1 • LSU, 2015
Long Punt Return	5 • Kentucky, 2016

## FENTON IN THE CAROLINA RECORD BOOKS

### Single-Game

Category	No. (Game)	Rank
Long Kick Return	96 (LSU, 2015)	10th

## FENTON'S 2017 GAME-BY-GAME STATISTICS

Opp.	GS	UA-AT-Total	TFL	QBS	INT	PBU	QBH	FF	FR
vs. NC State	*	5-1-6	--	--	--	--	--	--	1
at Missouri	*	2-0-2	--	--	--	1	--	--	--
Kentucky									
La. Tech									
at Texas A&M									
Arkansas									
at Tennessee									
Vanderbilt									
at Georgia									
Florida									
Wofford									
Clemson									

6



**Terry GOOGER**

WR • 6-4 • 217 • JR. • 2L

Atlanta, Ga.  
(Woodward Academy)

GAMECOCKS

### CAREER vs. KENTUCKY

- Caught one pass for 10 yards in the 2016 matchup

### 2017

- Has played in both games, primarily on special teams

## GOOGER'S CAREER STATISTICS

Year	GP/GS	Rec	Yds	Avg	TD	Long
2015	11/2	5	74	14.8	0	22
2016	11/3	7	66	9.4	0	13
2017	2/0	0	0	--	0	--
<b>Total</b>	<b>24/5</b>	<b>12</b>	<b>140</b>	<b>11.7</b>	<b>0</b>	<b>22</b>

## GOOGER'S CAREER HIGHS

Receptions	3 • Texas A&M, 2016
Yards Receiving	39 • North Carolina, 2015
Long Reception	22 • North Carolina, 2015

17



**Danny GORDON**

QB • 6-0 • 211 • JR. • SQ


Worthington, Ohio  
(Worthington/Miami (Ohio))

GAMECOCKS

### 2017

- Has played in both games as Carolina's holder on field goal attempts
- Made his Gamecock debut against NC State

44



**Sherrod GREENE**

LB • 6-1 • 223 • FR. • HS

Rocky Mount, N.C.  
(Rocky Mount)

GAMECOCKS

### 2017

- Made one tackle vs. Missouri
- Made his Gamecock debut in the victory over NC State, tallying two tackles, both of which came after halftime

## GREENE'S CAREER STATISTICS

Year	GP/GS	UT	AT	TT	TFL	QBS	INT	PBU	QBH	FF	FR
2017	2/0	2	1	3	0.0-0	0.0-0	0	0	0	0	0

## GREENE'S CAREER HIGHS

Tackles	2 • NC State, 2017
---------	--------------------

## GREENE'S 2017 GAME-BY-GAME STATISTICS

Opp.	GS	UA-AT-Total	TFL	QBS	INT	PBU	QBH	FF	FR
vs. NC State		1-1-2	--	--	--	--	--	--	--
at Missouri		1-0-1	--	--	--	--	--	--	--
Kentucky									
La. Tech									
at Texas A&M									
Arkansas									
at Tennessee									
Vanderbilt									
at Georgia									
Florida									
Wofford									
Clemson									

51



**Cory HELMS**

OL • 6-4 • 309 • SR. • 1L

Alpharetta, Ga.  
(Milton/Wake Forest)

GAMECOCKS

- 2013 Freshman All-American (at Wake Forest)

### 2017

- Has started both games at right guard
- Served as a team captain against NC State

## HELMS' CAREER STATISTICS (at Wake Forest & Carolina)

GP/GS:	2013: 12/11   2014: 12/12   2016: 13/13   2017: 1/1	<b>Total: 38/37</b>
--------	---	---------------------

# PLAYER NOTES



82

Evan  
HINSON

---

TE • 6-4 • 240 • FR. • RS

---

Deltona, Fla.  
(Deltona)

GAMECOCKS

## 2017


- Has played in both games on special teams
- Made his collegiate debut in the season-opener vs. NC State

## 2016

- Joined the South Carolina men's basketball team after the Birmingham Bowl and saw action in eight contests

### HINSON'S CAREER STATISTICS

Year	GP/GS	Rec	Yds	Avg	TD	Long
2017	1/0	0	0	--	0	--



81

Hayden  
HURST

---

TE • 6-5 • 250 • JR. • 2L

---

Jacksonville, Fla.  
(The Bolles School)

GAMECOCKS

- 2017 Mackey Award Watch List
- 2017 Athlon's Preseason First-Team All-SEC selection
- 2017 Preseason First-Team All-SEC selection (Coaches)
- 2017 Preseason Second-Team All-SEC selection (Media)
- 2016 Mackey Award Midseason Watch List
- 2016 Burlsworth Trophy nominee

### CAREER vs. KENTUCKY

- Led the Gamecocks with seven receptions for 84 yards in 2016

## 2017

- Ranked 13th in the FBS with two touchdowns
- Reeled in three catches for a team-high 69 yards and a touchdown in the win over Missouri
- Also scored on a two-yard rush against Mizzou
- Both of his touchdowns against Mizzou came after halftime, including a 39-yard catch-and-run in the 3rd quarter
- Caught one pass for a 2-yard loss against NC State
- Came through with an important tackle in special teams action, stopping NC State's Nyhiem Hines after a 29-yard punt return late in the 4th quarter

## 2016

- Named one of four permanent team captains, earning captain status as a sophomore
- Set Carolina's single-season record for catches by a tight end with 48
- Also broke the school record for receiving yards by a tight end with 616
- Ranked among the nation's top 12 tight ends in both receptions and yards receiving

### HURST'S CAREER STATISTICS

Year	GP/GS	Rec	Yds	Avg	TD	Long
2015	12/1	8	106	13.2	0	47
2016	13/13	48	616	12.8	1	47
2017	2/2	4	67	16.8	1	39
<b>Total</b>	<b>27/16</b>	<b>60</b>	<b>789</b>	<b>13.1</b>	<b>2</b>	<b>47</b>

### HURST'S CAREER STATISTICS (CONT.)

-Passing-						
Year	GP/GS	C-A-I	Pct.	Yds	TD	Lg
2015	12/1	0-0-0	--	0	0	--
2016	13/13	2-2-0	100.0	21	0	12
2017	2/2	0-0-0	--	0	0	--
<b>Total</b>	<b>27/16</b>	<b>2-2-0</b>	<b>100.0</b>	<b>21</b>	<b>0</b>	<b>12</b>
-Rushing-						
Year	GP/GS	Att	Yds	Avg	TD	Long
2015	12/1	0	0	--	0	--
2016	13/13	2	9	4.5	0	7
2017	2/2	1	2	2.0	1	2
<b>Total</b>	<b>27/16</b>	<b>3</b>	<b>11</b>	<b>3.7</b>	<b>1</b>	<b>7</b>

### HURST'S CAREER HIGHS

Receptions	8 • Mississippi State, 2016
Yards Receiving	90 • Texas A&M, 2016
Long Reception	47 • Texas A&M, 2015 and Florida, 2016
Touchdown Receptions	1 • USEF, 2016 and Missouri, 2017
Pass Completions	1 • Texas A&M, 2016 and Western Carolina, 2016
Passing Yards	12 • Western Carolina, 2016
Longest Pass	12 • Western Carolina, 2016
Carries	2 • Clemson, 2016
Yards Rushing	9 • Clemson, 2016
Long Rush	7 • Clemson, 2016
Rushing Touchdowns	1 • Missouri, 2017

### HURST'S 2017 GAME-BY-GAME STATISTICS

Opp.	GS	Rec	Yds	Avg	TD	Rush	Yds	Avg	TD
vs. NC State	*	1	-2	-2.0	0	0	0	--	0
at Missouri	*	3	69	23.0	1	1	2	2.0	1
Kentucky									
La. Tech									
at Texas A&M									
Arkansas									
at Tennessee									
Vanderbilt									
at Georgia									
Florida									
Wofford									
Clemson									

### HURST IN THE CAROLINA RECORD BOOKS

#### Single-Season • Tight Ends

Category	No. (Year)	Rank	Up Next
Receptions	48 (2016)	School Record	---
Yards Receiving	616 (2016)	School Record	---

#### Career • Tight Ends

Category	No.	Rank	Up Next
Receptions	60	7th	Rory Anderson, 61 (2011-14) Willie Scott, 63 (1977-80)
Yards Receiving	789	6th	Doug Hamrick, 813 (1968-70)



# PLAYER NOTES

93

**Ulric JONES**

DL • 6-5 • 312 • SR. • 1L

Oxford, Ala.  
(Oxford/Butler C.C.)

GAMECOCKS

**2016 vs. KENTUCKY**

- Collected five tackles

**2017**

- Got the start vs. NC State and made three tackles to go with a pass breakup

**JONES' CAREER STATISTICS (at Carolina)**

Year	GP/GS	UT	AT	TT	TFL	QBS	INT	PBU	QBH	FF	FR
2016	1/8	13	29	42	0.5-1	0.0-0	0	2	0	0	0
2017	2/1	1	2	3	0.0-0	0.0-0	0	1	0	0	0
<b>Total</b>	<b>15/9</b>	<b>14</b>	<b>31</b>	<b>45</b>	<b>0.5-1</b>	<b>0.0-0</b>	<b>0</b>	<b>3</b>	<b>0</b>	<b>0</b>	<b>0</b>

**JONES' CAREER HIGHS**

Tackles	9 • Mississippi State, 2016
Tackles for Loss	0.5 • Mississippi State, 2016
Pass Breakups	1 • East Carolina, 2016; UMass, 2016 and NC State, 2017
Blocked Field Goals	1 • East Carolina, 2016 and Clemson, 2016

**JONES' 2017 GAME-BY-GAME STATISTICS**

Opp.	GS	UA-AT-Total	TFL	QBS	INT	PBU	QBH	FF	FR
vs. NC State	*	1-2-3	0.0-0	0.0-0	--	1	--	--	--
at Missouri		0-0-0	0.0-0	0.0-0	--	--	--	--	--
Kentucky									
La. Tech									
at Texas A&M									
Arkansas									
at Tennessee									
Vanderbilt									
at Georgia									
Florida									
Wofford									
Clemson									

7

**JaMarcus KING**

DB • 6-2 • 186 • SR. • 1L

Mobile, Ala.  
(Blount/Coffeyville C.C.)

GAMECOCKS

- SEC Defensive Player of the Week - 10/31/16

**2016 vs. KENTUCKY**

- Talled five tackles and a forced fumble, which led to a Kentucky turnover

**2017**

- Came up with four tackles in the win against Missouri
- Matched a career high with seven tackles in the victory against NC State

**2016**

- Logged three interceptions, tying for eighth in the SEC

**KING'S CAREER STATISTICS (at Carolina)**

**-Defense-**

Year	GP/GS	UT	AT	TT	TFL	QBS	INT	PBU	QBH	FF	FR
2016	13/11	51	5	56	3.0-10	0.0-0	3	9	0	1	1
2017	2/2	9	2	11	0.0-0	0.0-0	0	0	0	0	0
<b>Total</b>	<b>15/13</b>	<b>60</b>	<b>7</b>	<b>67</b>	<b>3.0-10</b>	<b>0.0-0</b>	<b>3</b>	<b>9</b>	<b>0</b>	<b>1</b>	<b>1</b>

**-Punt Returns-**

Year	GP/GS	No.	Yds	Avg	TD	Long
2016	13/11	1	2	2.0	0	2
2017	1/1	0	0	--	0	--
<b>Total</b>	<b>14/12</b>	<b>1</b>	<b>2</b>	<b>2.0</b>	<b>0</b>	<b>2</b>

**KING'S CAREER HIGHS**

Tackles	7 • Texas A&M, 2016 and NC State, 2017
Tackles for Loss	1.0 • Vanderbilt, 2016, Mississippi State, 2016 and Georgia, 2016
Interceptions	2 • Tennessee, 2016
Pass Breakups	3 • UMass, 2016
Fumbles Forced	1 • Kentucky, 2016
Fumbles Recovered	1 • Florida, 2016
Long Punt Return	2 • Texas A&M, 2016

**KING'S 2017 GAME-BY-GAME STATISTICS**

Opp.	GS	UA-AT-Total	TFL	QBS	INT	PBU	QBH	FF	FR
vs. NC State	*	6-1-7	0.0-0	0.0-0	--	--	--	--	--
at Missouri	*	3-1-4	0.0-0	0.0-0	--	--	--	--	--
Kentucky									
La. Tech									
at Texas A&M									
Arkansas									
at Tennessee									
Vanderbilt									
at Georgia									
Florida									
Wofford									
Clemson									



JaMarcus King

# PLAYER NOTES



**32**

**Caleb  
KINLAW**

---

**RB • 5-11 • 202 • JR. • JC**

---

**Goose Creek, S.C.  
(Goose Creek/Pearl River C.C.)**

**GAMECOCKS**

**2017**

- Made his Gamecock debut in the win over Missouri

**2016**

- Transferred from Wisconsin to Pearl River Community College in Poplarville, Miss. in the summer of 2016
- Rushed 34 times for 150 yards and a touchdown in six games for the Wildcats while being hampered by a series of nagging injuries.

**2015**

- Played in one game as a redshirt freshman for Wisconsin

**C. KINLAW'S CAREER STATISTICS (at Wisconsin & Carolina)**

**-Rushing-**

Year	GP/GS	Att	Yds	Avg	TD	Long
2015	1/0	7	30	4.3	0	10
2017	1/0	0	0	--	0	--
<b>Total</b>	<b>2/0</b>	<b>7</b>	<b>30</b>	<b>4.3</b>	<b>0</b>	<b>10</b>

**-Receiving-**

Year	GP/GS	Rec	Yds	Avg	TD	Long
2015	1/0	1	5	5.0	1	5
2017	1/0	0	0	--	0	--
<b>Total</b>	<b>2/0</b>	<b>1</b>	<b>5</b>	<b>5.0</b>	<b>1</b>	<b>5</b>

**C. KINLAW'S CAREER HIGHS**

Carries	7 • Miami (Ohio), 2015
Yards Rushing	30 • Miami (Ohio), 2015
Long Rush	10 • Miami (Ohio), 2015
Receptions	1 • Miami (Ohio), 2015
Yards Receiving	5 • Miami (Ohio), 2015
Long Reception	5 • Miami (Ohio), 2015
Receiving Touchdowns	1 • Miami (Ohio), 2015



**99**

**Javon  
KINLAW**

---

**DL • 6-6 • 326 • SO. • JC**

---

**Charleston, S.C.  
(Goose Creek/Jones J.C.)**

**GAMECOCKS**

**2017**

- Had a big impact on the Missouri win, logging one tackle, two pass break-ups and a blocked field goal
- Made his Gamecock debut in the victory over NC State

**2016**

- Named second-team All-America at Jones County JC, first-team All-Region 23 and first-team All-MACJC
- Also named the MACJC South Division's Most Valuable Defensive Lineman after recording 26 tackles with 8.5 tackles for loss and 4.5 sacks

**J. KINLAW'S CAREER STATISTICS (at Carolina)**

Year	GP/GS	UT	AT	TT	TFL	QBS	INT	PBU	QBH	FF	FR
2017	2/0	0	1	1	0.0-0	0.0-0	0	2	0	0	0

**J. KINLAW'S CAREER HIGHS**

Tackles	1 • Missouri, 2017
Pass Breakups	2 • Missouri, 2017
Blocked Field Goals	1 • Missouri, 2017

**J. KINLAW'S 2017 GAME-BY-GAME STATISTICS**

Opp.	GS	UA-AT-Total	TFL	QBS	INT	PBU	QBH	FF	FR
vs. NC State		0-0-0	0-0-0	0-0-0	--	--	--	--	--
at Missouri		0-1-1	0-0-0	0-0-0	--	2	--	--	--
Kentucky									
La. Tech									
at Texas A&M									
Arkansas									
at Tennessee									
Vanderbilt									
at Georgia									
Florida									
Wofford									
Clemson									



**70**

**Alan  
KNOTT**

---

**OL • 6-4 • 290 • SR. • 3L**

---

**Tyrone, Ga.  
(Sandy Creek)**

**GAMECOCKS**

- 2015, 2016, 2017 Rimington Award Watch List

**2017**

- Has started both games at center
- Served as a team captain in the Missouri win
- Made his 30th career start in the victory over NC State

**KNOTT'S CAREER STATISTICS**

**GP/GS:** 2014: 13/8 | 2015: 10/9 | 2016: 12/12 | 2017: 2/2 **Total: 37/31**



**3**

**Chris  
LAMMONS**

---

**DB • 5-10 • 190 • SR. • 3L**

---

**Lauderhill, Fla.  
(Plantation)**

**GAMECOCKS**

**CAREER vs. KENTUCKY**

- Missed the 2014 and 2015 games but logged four tackles last season

**2017**

- Listed third in the SEC with a punt return average of 8.7 yards
- Chalked up six tackles in the victory over Missouri
- Matched a career high with eight tackles in the victory over NC State
- Returned three punts against the Wolfpack for 26 yards, with all 26 coming on a 3rd quarter return that set up Carolina's go-ahead touchdown

**2016**

- Was one of eight Gamecocks to start every game
- Finished tied for eighth in the SEC with three interceptions

# PLAYER NOTES

## LAMMONS' CAREER STATISTICS

### -Defense-

Year	GP/GS	UT	AT	TT	TFL	QBS	INT	PBU	QBH	FF	FR
2014	10/7	20	1	21	0.5-1	0.0-0	0	0	0	0	0
2015	8/4	18	6	24	1.5-5	0.0-0	1	4	0	0	0
2016	13/13	36	17	53	4.0-20	1.0-10	3	6	0	2	2
2017	2/2	9	5	13	0.0-0	0.0-0	0	0	0	0	0
<b>Total</b>	<b>33/26</b>	<b>83</b>	<b>29</b>	<b>112</b>	<b>6.0-26</b>	<b>1.0-10</b>	<b>4</b>	<b>10</b>	<b>0</b>	<b>2</b>	<b>2</b>

### -Punt Returns-

Year	GP/GS	No.	Yds	Avg	TD	Long
2016	13/13	9	71	7.0	0	39
2017	2/2	3	26	8.7	0	26
<b>Total</b>	<b>33/26</b>	<b>12</b>	<b>97</b>	<b>8.1</b>	<b>0</b>	<b>39</b>

## LAMMONS' CAREER HIGHS

Tackles	8 • East Carolina, 2016 and NC State, 2017
Tackles for Loss	2.0 • East Carolina, 2016
Sacks	1.0 • East Carolina, 2016
Interceptions	1 • 4 times
Pass Breakups	2 • Tennessee, 2015 and Western Carolina, 2016
Forced Fumbles	1 • East Carolina, 2016
Fumbles Recovered	1 • UMass, 2016 and Missouri, 2016
Punt Return Yards	48 • USE, 2016
Long Punt Return	39 • USE, 2016

## LAMMONS' 2017 GAME-BY-GAME STATISTICS

Opp.	GS	UA-AT-Total	TFL	QBS	INT	PBU	QBH	FF	FR
vs. NC State	*	4-4-8	0.0-0	0.0-0	--	--	--	--	--
at Missouri	*	5-1-6	0.0-0	0.0-0	--	--	--	--	--
Kentucky									
La. Tech									
at Texas A&M									
Arkansas									
at Tennessee									
Vanderbilt									
at Georgia									
Florida									
Wofford									
Clemson									



**Kyle  
MARKWAY**

**TE • 6-5 • 250 • SO. • 1L**

**St. Louis, Mo.  
(St. John Vianney)**

GAMECOCKS

### 2017


- Has played in both games on special teams
- Returned to action against NC State after missing 2016 with a foot injury

## MARKWAY'S CAREER STATISTICS

Year	GP/GS	Rec	Yds	Avg	TD	Long
2015	12/1	3	57	19.0	0	27
2016						DNP - Redshirt
2017	2/0	0	0	--	0	--
<b>Total</b>	<b>14/1</b>	<b>3</b>	<b>57</b>	<b>19.0</b>	<b>0</b>	<b>27</b>

## MARKWAY'S CAREER HIGHS

Receptions	1 • Missouri, 2015, Texas A&M, 2015 and Florida, 2015
Yards Receiving	27 • Texas A&M, 2015
Long Reception	27 • Texas A&M, 2015



**Steven  
MONTAC**

**DB • 5-11 • 181 • JR. • 1L**

**Covington, Ga.  
(Newton/Coffeyville C.C.)**

GAMECOCKS

### 2016 vs. KENTUCKY

- Made one tackle

### 2017

- Did not travel to Missouri because of a lingering foot injury
- Was limited against NC State after a preseason foot injury, but saw limited action against the Wolfpack

### 2016


- Walk-on defensive back who joined the team after fall camp got underway
- Played in 11 games, with six starts, and notched 39 tackles
- Set a career-high with nine tackles and added a pass breakup vs. Florida
- Had a strong performance in the Birmingham Bowl against USF with six tackles including a half-tackle for loss, a forced fumble, a fumble recovery and a pass breakup.

## MONTAC'S CAREER STATISTICS (at Carolina)

Year	GP/GS	UT	AT	TT	TFL	QBS	INT	PBU	QBH	FF	FR
2016	11/6	23	16	39	0.5-1	0.0-0	0	3	0	2	1
2017	1/0	0	0	0	0.0-0	0.0-0	0	0	0	0	0
<b>Total</b>	<b>12/6</b>	<b>23</b>	<b>16</b>	<b>39</b>	<b>0.5-1</b>	<b>0.0-0</b>	<b>0</b>	<b>3</b>	<b>0</b>	<b>2</b>	<b>1</b>

## MONTAC'S CAREER HIGHS

Tackles	9 • Florida, 2016
Tackles for Loss	0.5 • USE, 2016
Pass Breakups	1 • Tennessee, 2016; Florida, 2016 and USE, 2016
Forced Fumbles	1 • Missouri, 2016 and USE, 2016
Fumbles Recovered	1 • USE, 2016



Chris Lammons

# PLAYER NOTES

10

**Skai  
MOORE**

**LB • 6-2 • 218 • SR. • 3L**

**Cooper City, Fla.  
(University)**

GAMECOCKS

- 2017 Bednarik Award Watch List
- 2017 Nagurski Trophy Watch List
- 2017 Butkus Award Watch List
- 2017 Preseason First-Team All-SEC selection (Coaches)
- 2017 Preseason Second-Team All-SEC selection (Media)
- 2015 Second-Team All-SEC selection (AP and Coaches)
- 2014 Independence Bowl Defensive MVP
- 2013 Second-Team Freshman All-America (247Sports)
- 2013 SEC All-Freshman Team selection (Coaches)
- SEC Defensive Player of the Week - 9/17/15

### CAREER vs. KENTUCKY

- Came up with eight tackles, including 1.0 for loss, and an interception in 2015; returned his pick 14 yards to the UK 1-yard line, setting up a TD
- Led the Gamecocks with nine tackles in 2014, including 1.0 TFL
- Posted two tackles as a freshman in 2013

### 2017

- Ranked 15th in the SEC with 7.5 tackles per game
- Led the Gamecocks with seven tackles in the victory at Missouri
- Returned for his first game since the 2015 season and logged eight tackles against NC State, including 0.5 TFL and a QB hurry

### MOORE'S CAREER STATISTICS

Year	GP/GS	UT	AT	TT	TFL	QBS	INT	PBU	QBH	FF	FR
2013	13/4	30	26	56	3.5-7	0.5-3	4	0	0	0	1
2014	12/9	52	41	93	2.5-13	1.0-9	3	0	1	0	1
2015	12/11	69	42	111	6.5-21	2.0-11	4	4	1	3	1
2016	DNP - Redshirt										
2017	2/2	7	8	15	0.5-1	0.0-0	0	0	2	0	0
<b>Total</b>	<b>39/26</b>	<b>158</b>	<b>117</b>	<b>275</b>	<b>13.0-42</b>	<b>3.5-23</b>	<b>11</b>	<b>4</b>	<b>4</b>	<b>3</b>	<b>3</b>

### MOORE'S CAREER HIGHS

Tackles	14 • Texas A&M, 2015
Tackles for Loss	1.5 • North Carolina, 2013 and Tennessee, 2015
Sacks	1.0 • Texas A&M, 2014; Vanderbilt, 2015 and Tennessee, 2015
QB Hurries	1 • 4 times
Interceptions	2 • Wisconsin, 2013; South Alabama, 2014 and North Carolina, 2015
Pass Breakups	2 • UCF, 2015
Forced Fumbles	2 • Clemson, 2015
Fumbles Recovered	1 • Clemson, 2013; Furman, 2014 and Vanderbilt, 2015

### MOORE'S 2017 GAME-BY-GAME STATISTICS

Opp.	GS	UA-AT-Total	TFL	QBS	INT	PBU	QBH	FF	FR
vs. NC State	*	2-6-8	0.5-1	0.0-0	--	--	1	--	--
at Missouri	*	5-2-7	0.0-0	0.0-0	--	--	1	--	--
Kentucky									
L.a. Tech									
at Texas A&M									
Arkansas									
at Tennessee									
Vanderbilt									
at Georgia									
Florida									
Wofford									
Clemson									

### MOORE IN THE CAROLINA RECORD BOOKS

Career Category	No.	Rank	Up Next
Interceptions	11	t-3rd	2. Dick Harris, 12 (1969-71) 1. Bo Davies, 14 (1969-71)
Total Tackles	275	---	10. Arturo Freeman, 307 (1995-99)
Unassisted Tackles	158	---	10. Ben Washington, 161 (1994-97)

9

**Keisean  
NIXON**

**DB • 5-10 • 192 • JR. • JC**

**Compton, Calif.  
(Salesian/Arizona Western)**

GAMECOCKS

### 2017

- Made his Gamecock debut in the victory over Missouri

### 2016

- Led Arizona Western College to an 11-1 record and an appearance in the NJCAA National Championship Game.

### NIXON'S CAREER STATISTICS (at Carolina)

Year	GP/GS	UT	AT	TT	TFL	QBS	INT	PBU	QBH	FF	FR
2017	1/0	0	0	0	0.0-0	0.0-0	0	0	0	0	0

69

**D.J.  
PARK**

**OL • 6-4 • 337 • SR. • 3L**

**Dillon, S.C.  
(Dillon)**

GAMECOCKS

### 2017

- Has played in both games

### PARK'S CAREER STATISTICS

<b>GP/GS:</b>	2014: 8/0   2015: 10/0   2016: 13/3   2017: 2/0	<b>Total: 33/3</b>
---------------	---	--------------------

87

**Kiel  
POLLARD**

**TE • 6-0 • 240 • SO. • 1L**

**Moultrie, Ga.  
(Colquitt County)**

GAMECOCKS

### 2017

- Has played in both games, primarily on special teams duty

### POLLARD'S CAREER STATISTICS


Year	GP/GS	Rec	Yds	Avg	TD	Long
2016	12/0	1	18	18.0	0	18
2017	2/0	0	0	--	0	--
<b>Total</b>	<b>14/0</b>	<b>1</b>	<b>18</b>	<b>18.0</b>	<b>0</b>	<b>18</b>

### POLLARD'S CAREER HIGHS

Receptions	1 • Georgia, 2016
Yards Receiving	18 • Georgia, 2016
Long Reception	18 • Georgia, 2016



# PLAYER NOTES



**Deebo  
SAMUEL**

**WR • 6-0 • 215 • JR. • 2L**

**Inman, S.C.  
(Chapman)**

GAMECOCKS

- SEC Special Teams Player of the Week - 9/5/17
- Paul Hornung Award Honor Roll selection - 9/5/17
- 2017 Maxwell Award Watch List
- 2017 Biletnikoff Award Watch List
- 2017 Paul Hornung Award Watch List
- 2017 Preseason Third-Team All-SEC selection (Coaches & Media)

## CAREER vs. KENTUCKY

- Caught one pass for 10 yards in 2015; missed the 2016 game with an injury

## 2017

- One of four FBS players with two kick return touchdowns and one of nine to score five total touchdowns
- Ranks ninth nationally and second in the SEC with 178.0 all-purpose yards per game
- Leads the Gamecocks with 10 receptions for 128 yards and has accounted for five touchdowns
- Scored a pair of touchdowns in the win over Missouri, racing to a 97-yard kick return score for Carolina's first points of the game and later taking it in on a 25-yard rush
- Became the first Gamecock in history to score three career kick return touchdowns and the third to return two kicks for touchdowns in a season
- Caught five passes for 45 yards in the Mizzou win
- Was the only SEC player to score three touchdowns in Week 1
- Had a huge effort in the NC State win, with five receptions for 83 yards and two touchdowns
- Also returned the opening kickoff of the game for a touchdown against NC State, racing 97 yards to give the Gamecocks an early lead; became just the third Gamecock in history to score two kick return touchdowns in his career
- Named to the Paul Hornung Award Honor Roll and the SEC Special Teams Player of the Week for his effort vs. NC State

## SAMUEL'S CAREER STATISTICS

### –Receiving–

Year	GP/GS	Rec	Yds	Avg	TD	Long
2015	5/3	12	161	13.4	1	48
2016	10/10	59	783	13.3	1	47
2017	2/2	10	128	12.8	2	39
<b>Total</b>	<b>17/15</b>	<b>81</b>	<b>1072</b>	<b>13.2</b>	<b>4</b>	<b>48</b>

### –Rushing–

Year	GP/GS	Rush	Yds	Avg	TD	Long
2016	10/10	15	98	6.5	6	23
2017	2/2	2	30	15.0	1	25
<b>Total</b>	<b>17/15</b>	<b>17</b>	<b>128</b>	<b>7.5</b>	<b>7</b>	<b>25</b>

### –Kick Returns–

Year	GP/GS	No.	Yds	Avg	TD	Long
2015	5/3	1	24	24.0	0	23
2016	10/10	16	431	26.9	1	100
2017	2/2	2	194	97.0	2	97
<b>Total</b>	<b>17/15</b>	<b>19</b>	<b>649</b>	<b>34.2</b>	<b>3</b>	<b>100</b>

### –Punt Returns–

Year	GP/GS	No.	Yds	Avg	TD	Long
2016	10/10	2	8	4.0	0	7
2017	2/2	0	0	--	0	--
<b>Total</b>	<b>17/15</b>	<b>2</b>	<b>8</b>	<b>4.0</b>	<b>0</b>	<b>7</b>

### –Passing–

Year	GP/GS	C-A-I	Pct.	Yds	TD	Lg
2016	10/10	1-1-0	100.0	33	1	33
2017	2/2	0-0-0	--	0	0	--
<b>Total</b>	<b>17/15</b>	<b>1-1-0</b>	<b>100.0</b>	<b>33</b>	<b>1</b>	<b>33</b>

## SAMUEL'S CAREER HIGHS

Receptions	14 • USEF, 2016
Yards Receiving	190 • USEF, 2016
Long Reception	48 • Clemson, 2015
Touchdown Receptions	2 • NC State, 2017
100-yard Receiving Games	4 times
Carries	5 • Western Carolina, 2016
Yards Rushing	31 • UMass, 2016
Long Rush	25 • Missouri, 2017
Rushing Touchdowns	2 • Western Carolina, 2016
Kick Returns	6 • Clemson, 2016
Kick Return Yards	194 • Western Carolina, 2016
Long Kick Return	100 • Western Carolina, 2016
Kick Return TDs	1 • Western Carolina, 2016 NC State, 2017 and Missouri, 2017
Pass Attempts	1 • Clemson, 2016
Pass Completions	1 • Clemson, 2016
Passing Yards	33 • Clemson, 2016
Passing Touchdowns	1 • Clemson, 2016
Longest Pass	33 • Clemson, 2016
Touchdowns Scored	3 • Western Carolina, 2016 and NC State, 2017

## SAMUEL'S 2017 GAME-BY-GAME STATISTICS

Opp.	GS	Rec	Yds	Avg	TD	Rush	Yds	Avg	TD
vs. NC State	*	5	83	16.6	2	1	5	5.0	0
at Missouri	*	5	45	9.0	0	1	25	25.0	1
Kentucky									
La. Tech									
at Texas A&M									
Arkansas									
at Tennessee									
Vanderbilt									
at Georgia									
Florida									
Wofford									
Clemson									

## SAMUEL IN THE CAROLINA RECORD BOOKS

### Single-Game

Category	No. (Game)	Rank
Long Kick Return	100 (Western Carolina, 2016)	School Record
Receptions	14 (USEF, 2016)	School Record
Receiving Yards	190 (USEF, 2016)	8th
Long Kick Return	97 (NC State, 2017)	8th
Long Kick Return	97 (Missouri, 2017)	8th

### Single-Season

Category	No. (Year)	Rank	Up Next
Receptions	59 (2016)	10th	---
Kick Return TDs	2 (2017)	School Record	---

### Career

Category	No.	Rank	Up Next
Receptions	81	24th	Toby Cates, 89 (1991-94)
100-Yd Rec Gms	4	11th	Bruce Ellington, 5 (2011-13) Fred Ziegler, 5 (1967-69)
Kick Return TDs	3	School Record	---

# PLAYER NOTES



**95**

**Dante SAWYER**

**DL • 6-3 • 275 • SR. • 2L**

**Suwanee, Ga.  
(North Gwinnett/E. Miss. C.C.)**

**GAMECOCKS**

**CAREER vs. KENTUCKY**

- Made three tackles, including a sack, in the 2016 game
- Chipped in a pair of tackles in 2015

**2017**

- Leads the SEC with 1.0 forced fumbles per game
- Talled three tackles in the Carolina victory over Missouri
- Turned in the best performance of his Gamecock career against NC State, with seven tackles, two forced fumbles, two QB hurries, 1.5 tackles for loss and a sack
- Was one of four FBS players to force two fumbles in Week 1

**SAWYER'S CAREER STATISTICS (at Carolina)**

Year	GP/GS	UT	AT	TT	TFL	QBS	INT	PBU	QBH	FF	FR
2015	11/4	9	8	17	2.5-18	2.5-18	0	1	1	0	1
2016	13/0	17	8	25	4.0-15	1.0-7	0	2	4	0	1
2017	2/2	5	5	10	1.5-19	1.0-18	0	0	2	2	0
<b>Total</b>	<b>26/6</b>	<b>31</b>	<b>21</b>	<b>52</b>	<b>8.0-52</b>	<b>4.5-43</b>	<b>0</b>	<b>3</b>	<b>7</b>	<b>2</b>	<b>2</b>

**SAWYER'S CAREER HIGHS**

Tackles	7 • NC State, 2017
Tackles for Loss	2.0 • Kentucky, 2016
Sacks	1.0 • 4 times
QB Hurries	2 • Tennessee, 2016 and NC State, 2017
Forced Fumbles	2 • NC State, 2017
Fumbles Recovered	1 • Clemson, 2015 and East Carolina, 2016

**SAWYER'S 2017 GAME-BY-GAME STATISTICS**

Opp.	GS	UA-AT-Total	TFL	QBS	INT	PBU	QBH	FF	FR
vs. NC State	*	3-4-7	1.5-19	1.0-18	--	--	2	2	--
at Missouri	*	2-1-3	0.0-0	0.0-0	--	--	--	--	--
Kentucky									
La. Tech									
at Texas A&M									
Arkansas									
at Tennessee									
Vanderbilt									
at Georgia									
Florida									
Wofford									
Clemson									



Dante Sawyer



**12**

**Michael SCARNECCHIA**

**QB • 6-4 • 209 • JR. • SQ**

**Fleming Island, Fla.  
(Fleming Island)**

**GAMECOCKS**

**2017**


- Has yet to play, serving as backup quarterback in both games

**SCARNECCHIA'S CAREER STATISTICS**

Year	GP/GS	C-A-I	Pct.	Yds	TD	Lg
2015	1/0	1-1-0	100.0	9	0	9
2016			DNP			
2017	0/0	0-0-0	--	0	0	--
<b>Total</b>	<b>1/0</b>	<b>1-1-0</b>	<b>100.0</b>	<b>9</b>	<b>0</b>	<b>9</b>

**SCARNECCHIA'S CAREER HIGHS**

Pass Attempts	1 • LSU, 2015
Pass Completions	1 • LSU, 2015
Passing Yards	9 • LSU, 2015



**24**

**D.J. SMITH**

**DB • 5-11 • 198 • SR. • 3L**

**Marietta, Ga.  
(Walton)**

**GAMECOCKS**

**CAREER vs. KENTUCKY**

- Logged four tackles, including a TFL, and his first career interception last season
- Talled three stops in 2014 against the Wildcats

**2017**

- Ranks third in the SEC with 1.5 passes defended per game
- Recorded three tackles vs. Missouri
- Made seven tackles and three pass breakups in the victory over NC State
- Came up with the crucial defensive play of the game against the Wolfpack, deflecting a pass in the end zone on NC State's final play of the day

**2016**

- Led the team with 80 tackles, including 62 solo stops, the third-highest total of solo tackles in the SEC
- Set a career-best and led all players with 13 tackles at Clemson

**D.J. SMITH'S CAREER STATISTICS**

Year	GP/GS	UT	AT	TT	TFL	QBS	INT	PBU	QBH	FF	FR
2014	12/1	8	3	11	0.0-0	0.0-0	0	1	0	0	0
2015	12/1	18	4	22	1.0-3	0.0-0	0	1	0	0	0
2016	13/10	62	18	80	3.0-7	0.0-0	1	0	0	0	2
2017	2/2	9	2	11	0.0-0	0.0-0	0	3	0	0	0
<b>Total</b>	<b>39/14</b>	<b>97</b>	<b>27</b>	<b>124</b>	<b>4.0-10</b>	<b>0.0-0</b>	<b>1</b>	<b>2</b>	<b>0</b>	<b>0</b>	<b>2</b>

**D.J. SMITH'S CAREER HIGHS**

Tackles	13 • Clemson, 2016
Tackles for Loss	1.0 • 4 times
Interceptions	1 • Kentucky, 2016
Pass Breakups	3 • NC State, 2017
Fumbles Recovered	1 • East Carolina, 2016 and Western Carolina, 2016

# PLAYER NOTES

## D.J. SMITH'S 2017 GAME-BY-GAME STATISTICS

Opp.	GS	UA-AT-Total	TFL	QBS	INT	PBU	QBH	FF	FR
vs. NC State	*	6-1-7	0.0-0	0.0-0	--	3	--	--	--
at Missouri	*	3-11-4	0.0-0	0.0-0	--	--	--	--	--
Kentucky									
La. Tech									
at Texas A&M									
Arkansas									
at Tennessee									
Vanderbilt									
at Georgia									
Florida									
Wofford									
Clemson									



**97**

**Kobe SMITH**

**DL • 6-2 • 286 • SO. • 1L**

**Lawrenceville, Ga. (Archer)**

GAMECOCKS

### 2016 vs. MISSOURI

- Saw his most extensive action of the season against the Tigers and was credited with one tackle

### 2017

- Has played in both games
- Was in on one tackle against NC State

### 2016


- Played in 11 games and was credited with four tackles
- Logged the first two-tackle performance of his career at Clemson.

### K. SMITH'S CAREER STATISTICS

Year	GP/GS	UT	AT	TT	TFL	QBS	INT	PBU	QBH	FF	FR
2016	11/0	2	2	4	0.0-0	0.0-0	0	0	0	0	0
2017	2/0	1	0	1	0.0-0	0.0-0	0	0	0	0	0
<b>Total</b>	<b>13/0</b>	<b>3</b>	<b>2</b>	<b>5</b>	<b>0.0-0</b>	<b>0.0-0</b>	<b>0</b>	<b>0</b>	<b>0</b>	<b>0</b>	<b>0</b>

### K. SMITH'S CAREER HIGHS

Tackles 2 • Clemson, 2016



**18**

**OrTre SMITH**

**WR • 6-4 • 219 • FR. • HS**

**Mount Pleasant, S.C. (Wando)**

GAMECOCKS

### 2017

- Has logged action in both games this season
- Made his collegiate debut in the win over NC State

### HIGH SCHOOL

- Caught 37 passes for 448 yards and two touchdowns as a senior before suffering an ankle injury, which required surgery
- Rivals rated him as the top player in the Palmetto State

### O. SMITH'S CAREER STATISTICS

Year	GP/GS	Rec	Yds	Avg	TD	Long
2017	2/0	0	0	--	0	--



**13**

**Shi SMITH**

**WR • 5-10 • 179 • FR. • HS**

**Union, S.C. (Union County)**

GAMECOCKS

### 2017

- Listed 17th among FBS freshmen with 3.5 receptions per game
- Made his first career start vs. Mizzou and caught four balls for 22 yards
- Reeled in three catches for 23 yards in his collegiate debut against NC State

### S. SMITH'S CAREER STATISTICS

Year	GP/GS	Rec	Yds	Avg	TD	Long
2017	2/1	7	45	6.4	0	10

### S. SMITH'S CAREER HIGHS

Receptions 4 • Missouri, 2017  
 Yards Receiving 23 • NC State, 2017

### S. SMITH'S 2017 GAME-BY-GAME STATISTICS

Opp.	GS	Rec	Yds	Avg	TD	Rush	Yds	Avg	TD
vs. NC State		3	23	7.7	0	0	0	--	0
at Missouri	*	4	22	5.5	0	0	0	--	0
Kentucky									
La. Tech									
at Texas A&M									
Arkansas									
at Tennessee									
Vanderbilt									
at Georgia									
Florida									
Wofford									
Clemson									



Shi Smith

# PLAYER NOTES



**90**

**Taylor  
STALLWORTH**

---

**DL • 6-2 • 305 • SR. • 3L**

---

**Mobile, Ala.  
(Murphy)**

**GAMECOCKS**

**CAREER vs. KENTUCKY**

- Has five tackles over three appearances, with four of the stops coming last season

**2017**

- Made three tackles in the win over Missouri in his 20th career start
- Set a career high with eight tackles in the win over NC State

**STALLWORTH'S CAREER STATISTICS**

Year	GP/GS	UT	AT	TT	TFL	QBS	INT	PBU	QBH	FF	FR
2014	8/0	4	4	8	0.0-0	0.0-0	0	0	0	0	0
2015	9/5	5	3	8	1.0-1	0.0-0	0	1	0	0	0
2016	13/13	19	22	41	3.0-13	1.0-9	0	3	2	0	0
2017	2/2	3	8	11	1.0-2	0.0-0	0	0	1	0	0
<b>Total</b>	<b>32/20</b>	<b>31</b>	<b>37</b>	<b>68</b>	<b>5.0-16</b>	<b>1.0-9</b>	<b>0</b>	<b>4</b>	<b>3</b>	<b>0</b>	<b>0</b>

**STALLWORTH'S CAREER HIGHS**

Tackles	8 • NC State, 2017
Sacks	0.5 • Vanderbilt, 2016 and East Carolina, 2016
Tackles for Loss	1.5 • East Carolina, 2016
Pass Breakups	2 • Missouri, 2016

**STALLWORTH'S 2017 GAME-BY-GAME STATISTICS**

Opp.	GS	UA-AT-Total	TFL	QBS	INT	PBU	QBH	FF	FR
vs. NC State	*	1-7-8	1.0-2	0.0-0	--	--	1	--	--
at Missouri	*	2-1-3	0.0-0	0.0-0	--	--	--	--	--
Kentucky									
La. Tech									
at Texas A&M									
Arkansas									
at Tennessee									
Vanderbilt									
at Georgia									
Florida									
Wofford									
Clemson									



**72**

**Donell  
STANLEY**

---

**OL • 6-4 • 317 • JR. • 1L**

---

**Floydale, S.C.  
(Latta)**

**GAMECOCKS**

**2017**


- Has started both games at left guard

**2016**

- Earned the starting right guard position for the season opener at Vanderbilt but suffered a high ankle sprain in the first series of the game, causing him to miss the remainder of the season

**STANLEY'S CAREER STATISTICS**

**GP/GS:** 2015: 12/0 | 2016: 1/1 | 2017: 2/2 **Total: 15/3**



**15**

**Aaron  
STERLING**

---

**DL • 6-1 • 240 • FR. • HS**

---

**Atlanta, Ga.  
(Tucker)**

**GAMECOCKS**

**2017**

- Tallied two tackles and a quarterback hurry in the win over Missouri
- Made two tackles including a half-tackle for loss against NC State

**STERLING'S CAREER STATISTICS**

Year	GP/GS	UT	AT	TT	TFL	QBS	INT	PBU	QBH	FF	FR
2017	2/0	2	2	4	0.5-1	0.0-0	0	0	1	0	0

**STERLING'S CAREER HIGHS**

Tackles	2 • NC State, 2017 and Missouri, 2017
Tackles for Loss	0.5 • NC State, 2017
QB Hurries	1 • Missouri, 2017



**15**

**Chad  
TERRELL**

---

**WR • 6-3 • 212 • FR. • HS**

---

**Bogue Chitto, Miss.  
(North Paulding)**

**GAMECOCKS**

**2017**

- Has played in both games

**HIGH SCHOOL**

- Prepped at North Paulding High School in Dallas, Ga., where he registered 64 receptions for 1,236 yards and 17 TDs as a senior

**TERRELL'S CAREER STATISTICS**

Year	GP/GS	Rec	Yds	Avg	TD	Long
2017	2/0	0	0	--	0	--



**5**

**Keir  
THOMAS**

---

**DL • 6-2 • 262 • SO. • 1L**

---

**Miami, Fla.  
(Miami Central)**

**GAMECOCKS**

**2016 vs. KENTUCKY**

- Made one tackle

**2017**

- Tallied a pair of tackles in the Missouri win
- Turned in a big game against NC State, with five tackles, 2.0 tackles for loss and a sack

**2016**

- Played in all 13 games with two starts, and credited with 24 tackles, 4.0 tackles for loss and 2.0 sacks
- Had two tackles and made his first career sack in the East Carolina win
- Made his first career start against Texas A&M and had a strong effort with five tackles (three solo)



# PLAYER NOTES

## THOMAS' CAREER STATISTICS

Year	GP/GS	UT	AT	TT	TFL	QBS	INT	PBU	QBH	FF	FR
2016	13/2	15	9	24	4.0-15	2.0-7	0	0	1	1	0
2017	2/0	3	4	7	2.0-5	1.0-1	0	0	1	0	0
<b>Total</b>	<b>15/2</b>	<b>18</b>	<b>13</b>	<b>31</b>	<b>6.0-20</b>	<b>3.0-8</b>	<b>0</b>	<b>0</b>	<b>2</b>	<b>1</b>	<b>0</b>

## THOMAS' CAREER HIGHS

Tackles	6 • NC State, 2017
Tackles for Loss	2.0 • NC State, 2017
Sacks	1.0 • East Carolina, 2016; Missouri, 2016 and NC State, 2017
QB Hurries	1 • UMass, 2016 and NC State, 2017
Forced Fumbles	1 • UMass, 2016

## THOMAS' 2017 GAME-BY-GAME STATISTICS

Opp.	GS	UA-AT-Total	TFL	QBS	INT	PBU	QBH	FF	FR
vs. NC State		2-3-5	2.0-5	1.0-1	--	--	1	--	--
at Missouri									
Kentucky									
La. Tech									
at Texas A&M									
Arkansas									
at Tennessee									
Vanderbilt									
at Georgia									
Florida									
Wofford									
Clemson									



11

Eldridge THOMPSON

LB • 6-1 • 215 • JR. • JC

Houston, Texas  
(White Station/Coffeyville C.C.)

GAMECOCKS

### 2017

- Has played in both games
- Made one tackle in his Gamecock debut, a win over NC State

### 2016

- Played at Coffeyville (Kan.) C.C, but was hampered with a shoulder injury which kept him sidelined
- Rivals rated him as the 89th-best junior college player in the country

## E. THOMPSON'S CAREER STATISTICS (at Carolina)

Year	GP/GS	UT	AT	TT	TFL	QBS	INT	PBU	QBH	FF	FR
2017	2/0	1	0	1	0.0-0	0.0-0	--	--	--	--	--

## E. THOMPSON'S CAREER HIGHS

Tackles	1 • NC State, 2017
---------	--------------------

## E. THOMPSON'S 2017 GAME-BY-GAME STATISTICS

Opp.	GS	UA-AT-Total	TFL	QBS	INT	PBU	QBH	FF	FR
vs. NC State		1-0-1	0.0-0	0.0-0	--	--	--	--	--
at Missouri		0-0-0	0.0-0	0.0-0	--	--	--	--	--
Kentucky									
La. Tech									
at Texas A&M									
Arkansas									
at Tennessee									
Vanderbilt									
at Georgia									
Florida									
Wofford									
Clemson									



25

A.J. TURNER

RB • 5-10 • 184 • SO. • 1L

Clifton, Va.  
(Centreville)

GAMECOCKS

- 2016 Athlon's Second-Team SEC All-Freshman selection

### 2016 vs. KENTUCKY

- Led the Gamecocks with 42 yards on 12 carries, including the team's lone touchdown of the game
- Also caught two passes for 13 yards and returned a pair of kicks for 38 yards

### 2017

- Rushed five times for 16 yards and returned one kick for 23 yards in the Missouri win
- Made his biggest contribution in special teams against NC State, with three kick returns for 44 yards and one tackle on punt coverage

## TURNER'S CAREER STATISTICS

-Rushing-						
Year	GP/GS	Att	Yds	Avg	TD	Long
2016	12/4	116	497	4.3	3	75
2017	2/0	6	18	3.0	0	9
<b>Total</b>	<b>14/4</b>	<b>122</b>	<b>515</b>	<b>4.2</b>	<b>3</b>	<b>75</b>
-Receiving-						
Year	GP/GS	Rec	Yds	Avg	TD	Long
2016	12/4	21	143	6.8	1	18
2017	2/0	0	0	--	0	--
<b>Total</b>	<b>14/4</b>	<b>21</b>	<b>143</b>	<b>6.8</b>	<b>1</b>	<b>18</b>
-Kick Returns-						
Year	GP/GS	No.	Yds	Avg	TD	Long
2016	12/4	13	321	24.7	0	80
2017	2/0	4	67	16.8	0	23
<b>Total</b>	<b>14/4</b>	<b>17</b>	<b>388</b>	<b>22.8</b>	<b>0</b>	<b>80</b>

## TURNER'S CAREER HIGHS


Carries	17 • Western Carolina, 2016
Yards Rushing	113 • Texas A&M, 2016
Long Rush	75 • Texas A&M, 2016
Rushing TDs	1 • Kentucky, 2016; Texas A&M, 2016 and USEF, 2016
100-yard Rushing Games	1 time
Receptions	4 • Texas A&M, 2016 and Georgia, 2016
Yards Receiving	27 • Vanderbilt, 2016
Long Reception	18 • Vanderbilt, 2016 and Mississippi State, 2016
Touchdown Receptions	1 • Mississippi State, 2016
Kick Returns	3 • Mississippi State, 2016; Georgia, 2016 and NC State, 2017
Kick Return Yards	80 • East Carolina, 2016
Long Kick Return	80 • East Carolina, 2016

## TURNER'S 2017 GAME-BY-GAME STATISTICS

Opp.	GS	Rush	Yds	Avg	TD	Rec	Yds	Avg	TD
vs. NC State		1	2	2.0	0	0	0	--	0
at Missouri		5	16	3.2	0	0	0	--	0
Kentucky									
La. Tech									
at Texas A&M									
Arkansas									
at Tennessee									
Vanderbilt									
at Georgia									
Florida									
Wofford									
Clemson									

# PLAYER NOTES

**43**



**Parker  
WHITE**

---

**K/P • 6-4 • 195 • FR. • HS**

---

**Mount Pleasant, S.C.  
(Wando)**

GAMECOCKS

**2017**

- Has recorded eight touchbacks on 12 kickoffs
- Kicked off six times against Missouri, with four touchbacks
- Made his Gamecock debut in the win over NC State, kicking off six times, including four touchbacks

**WHITE'S CAREER STATISTICS**

**–Placekicking–**

Year	GP	FG-A	Pct	Long	PAT-A	Pts.
2017	2	0-0	--	--	0-0	0


**–Field Goals–**

Year	M-A	Pct	01-19	20-29	30-39	40-49	50+	Lg	Blk
2017	0-0	--	0-0	0-0	0-0	0-0	0-0	--	0

**WHITE'S 2017 GAME-BY-GAME STATISTICS**

Opp.	FGM-A	1-19	20-29	30-39	40-49	50+	Lg	Blk
vs. NC State	0-0	--	--	--	--	--	--	--
at Missouri	0-0	--	--	--	--	--	--	--
Kentucky								
La. Tech								
at Texas A&M								
Arkansas								
at Tennessee								
Vanderbilt								
at Georgia								
Florida								
Wofford								
Clemson								

**29**



**Antoine  
WILDER**

---

**LB • 5-10 • 190 • SO. • 1L**

---

**Riverdale, Ga.  
(Hapeville Charter)**

GAMECOCKS

**2017**

- Saw game action in the win over NC State

**2016**

- Logged 15 tackles, one forced fumble and one interception in 12 games
- Earned his first career start and had his best performance in the East Carolina win, posting five tackles (four solo) and a forced fumble
- Made his first career interception against Georgia, with the pick coming inside of the Carolina 10-yard line


**WILDER'S CAREER STATISTICS**

Year	GP/GS	UT	AT	TT	TFL	QBS	INT	PBU	QBH	FF	FR
2016	12/3	13	2	15	2.0-9	0.0-0	1	0	0	1	0
2017	1/0	0	0	0	0.0-0	0.0-0	0	0	0	0	0
<b>Total</b>	<b>13/3</b>	<b>13</b>	<b>2</b>	<b>15</b>	<b>2.0-9</b>	<b>0.0-0</b>	<b>1</b>	<b>0</b>	<b>0</b>	<b>1</b>	<b>0</b>

**WILDER'S CAREER HIGHS**

Tackles	5 • East Carolina, 2016
Tackles for Loss	1.0 • Georgia, 2016 and Clemson, 2016
Interceptions	1 • Georgia, 2016
Forced Fumbles	1 • East Carolina, 2016

**21**



**Jamyest  
WILLIAMS**

---

**DB • 5-9 • 175 • FR. • HS**

---

**Dacula, Ga.  
(Grayson)**

GAMECOCKS

**2017**

- Ranked fourth nationally among FBS freshmen with one interception
- Was a game-changer in the Missouri win, with six tackles and his first career interception in his first career start
- His pick against Missouri came with the Gamecocks trailing in the 2nd quarter and set up Carolina's go-ahead touchdown one play later
- Recorded two tackles in his collegiate debut, a win over NC State

**HIGH SCHOOL**

- Named first-team all-state and played in the Under Armour All-American Game following his senior season
- Rivals rated him the 13th-best player in the state of Georgia

**J. WILLIAMS' CAREER STATISTICS**

Year	GP/GS	UT	AT	TT	TFL	QBS	INT	PBU	QBH	FF	FR
2017	2/1	7	1	8	0.0-0	0.0-0	1	1	0	0	0

**J. WILLIAMS' CAREER HIGHS**

Tackles	6 • Missouri, 2017
Interceptions	1 • Missouri, 2017
Pass Breakups	1 • Missouri, 2017

**J. WILLIAMS' 2017 GAME-BY-GAME STATISTICS**

Year	GS	UA-AT-Total	TFL	QBS	INT	PBU	QBH	FF	FR
vs. NC State		2-0-2	0.0-0	0.0-0	--	--	--	--	--
at Missouri	*	5-1-6	0.0-0	0.0-0	1	1	--	--	--
Kentucky									
La. Tech									
at Texas A&M									
Arkansas									
at Tennessee									
Vanderbilt									
at Georgia									
Florida									
Wofford									
Clemson									



Parker White

# PLAYER NOTES




27

Ty'Son  
WILLIAMS

RB • 6-0 • 215 • SO. • SQ

Sumter, S.C.  
(Crestwood/North Carolina)

GAMECOCKS



8

D.J.  
WONNUM

DL • 6-4 • 251 • SO. • 1L

Stone Mountain, Ga.  
(Stephenson)

GAMECOCKS

## 2017

- Saw extensive action in the Missouri win, with a team-high 78 rushing yards on 14 carries
- Made his Gamecock debut in the win over NC State, catching one pass for five yards

## 2016

- Took a redshirt season per NCAA transfer rules
- Shared the coaches' Offensive Scout Team Award with Sadarius Hutcherson

## 2015

- Rushed 19 times for 57 yards and caught one pass as a true freshman at North Carolina
- Appeared in six games with highs of 10 carries for 31 yards against Duke

### T. WILLIAMS' CAREER STATISTICS (at UNC & South Carolina)

#### –Rushing–

Year	GP/GS	Att	Yds	Avg	TD	Long
2015	6/0	19	57	3.0	0	8
2016	DNP - Redshirt					
2017	2/0	14	78	5.6	0	32
<b>Total</b>	<b>8/0</b>	<b>33</b>	<b>135</b>	<b>4.1</b>	<b>0</b>	<b>32</b>

### T. WILLIAMS' CAREER STATISTICS (CONT.)

#### –Receiving–

Year	GP/GS	Rec	Yds	Avg	TD	Long
2015	6/0	1	0	0.0	0	0
2016	DNP - Redshirt					
2017	2/0	1	5	5.0	0	5
<b>Total</b>	<b>8/0</b>	<b>2</b>	<b>5</b>	<b>2.5</b>	<b>0</b>	<b>5</b>

### T. WILLIAMS' CAREER HIGHS

Carries	14 • Missouri, 2017
Yards Rushing	78 • Missouri, 2017
Long Rush	32 • Missouri, 2017
Receptions	1 • South Carolina, 2015 and NC State, 2017
Yards Receiving	5 • NC State, 2017

### T. WILLIAMS' 2017 GAME-BY-GAME STATISTICS

Opp.	GS	Rush	Yds	Avg	TD	Rec	Yds	Avg	TD
vs. NC State		0	0	--	0	1	5	5.0	0
at Missouri		14	78	5.6	0	0	0	--	0
Kentucky									
L.a. Tech									
at Texas A&M									
Arkansas									
at Tennessee									
Vanderbilt									
at Georgia									
Florida									
Wofford									
Clemson									

- 2016 Athlon's Second-Team SEC All-Freshman selection

## 2016 vs. KENTUCKY

- Made three tackles, just one off a season high

## 2017

- Ranked fourth in the SEC in TFL per game (2.0) and fifth in the league in sacks per game (1.0)
- Tallied three tackles in the Missouri win, including a crucial sack as the Tigers were attempting to rally in the 4th quarter
- Earned his first career start in the NC State victory and responded with a monster effort, tallying eight tackles, 3.0 tackles for loss and a sack

## 2016

- Logged 32 tackles, tops among all Gamecock freshmen
- Had his best game in the East Carolina win, with four solo tackles, 2.0 tackles for loss and a sack
- Logged three tackles and returned a kick for one yard vs. Western Carolina
- Matched a career-high with four tackles at Clemson

### WONNUM'S CAREER STATISTICS

Year	GP/GS	UT	AT	TT	TFL	QBS	INT	PBU	QBH	FF	FR
2016	13/0	16	16	32	3.5-14	1.5-12	0	0	2	0	0
2017	2/2	5	6	11	4.0-17	2.0-11	0	0	0	0	0
<b>Total</b>	<b>15/2</b>	<b>21</b>	<b>22</b>	<b>43</b>	<b>7.5-31</b>	<b>3.5-23</b>	<b>0</b>	<b>0</b>	<b>2</b>	<b>0</b>	<b>0</b>


### WONNUM'S CAREER HIGHS

Tackles	8 • NC State, 2017
Tackles for Loss	3.0 • NC State, 2017
Sacks	1.0 • East Carolina, 2016; NC State, 2017 and Missouri, 2017
QB Hurries	2 • Texas A&M, 2016

### WONNUM'S 2017 GAME-BY-GAME STATISTICS

Opp.	GS	UA-AT-Total	TFL	QBS	INT	PBU	QBH	FF	FR
vs. NC State	*	3-5-8	3.0-11	1.0-5	--	--	--	--	--
at Missouri	*	2-1-3	1.0-6	1.0-6	--	--	--	--	--
Kentucky									
L.a. Tech									
at Texas A&M									
Arkansas									
at Tennessee									
Vanderbilt									
at Georgia									
Florida									
Wofford									
Clemson									

# PLAYER NOTES

<b>42</b>		<b>Alexander WOZNICK</b>	<b>GAMECOCKS</b>
		<b>PK • 5-11 • 164 • FR. • RS</b>	
		<b>Greenville, S.C. (Eastside)</b>	

## 2017

- Went 1-for-2 on field goal attempts in the Missouri win, missing from 33 and connecting from 32
- Also went 4-for-4 on extra points at Mizzou
- Made his Gamecock debut in the win over NC State and connected on all five of his extra point attempts

## WOZNICK'S CAREER STATISTICS

### –Placekicking–


Year	GP	FG-A	Pct	Long	PAT-A	Pts.
2017	2	1-2	50.0	32	9-9	12

### –Field Goals–

Year	M-A	Pct	01-19	20-29	30-39	40-49	50+	Lg	Blk
2017	1-2	50.0	0-0	0-0	1-2	0-0	0-0	32	0

## WOZNICK'S 2017 GAME-BY-GAME STATISTICS

Opp.	FGM-A	1-19	20-29	30-39	40-49	50+	Lg	Blk
vs. NC State	0-0	--	--	--	--	--	--	--
at Missouri	1-2	--	--	1-2	--	--	32	--
Kentucky								
La. Tech								
at Texas A&M								
Arkansas								
at Tennessee								
Vanderbilt								
at Georgia								
Florida								
Wofford								
Clemson								

<b>77</b>		<b>Malik YOUNG</b>	<b>GAMECOCKS</b>
		<b>OL • 6-3 • 303 • JR. • 1L</b>	
		<b>Pelzer, S.C. (Woodmont)</b>	

## 2017

- Has started both games at left tackle
- Made his 10th career start in the Missouri win

## 2016

- Played in every game, with nine starts, all at right tackle
- Made his first career start against Texas A&M and did not leave the starting lineup for the remainder of the year.

## YOUNG'S CAREER STATISTICS

**GP/GS:** 2015: 3/0 | 2016: 13/8 | 2017: 2/2 *Total: 18/10*



# The Last Time It Happened

## The Last Time South Carolina...

**SHUT OUT AN OPPONENT:**  
34-0, vs NC State (8/28/08)

**WAS SHUT OUT:**  
18-0, vs. Georgia (9/9/06)

**SCORED ON A SAFETY:**  
vs UCF (9/26/15)

**ALLOWED A SAFETY:**  
at Mississippi State (10/15/11)

**FORCED 4+ TURNOVERS:**  
4, vs. Massachusetts (10/22/16)

**FORCED 5+ TURNOVERS:**  
5, vs. Vanderbilt (10/17/15)

**FORCED 6+ TURNOVERS:**  
6, vs. Clemson (11/30/13)

**RETURNED A KICKOFF FOR A TD:**  
Deebo Samuel, 97 yards vs. Missouri (9/9/17)

**ALLOWED KICK RET. FOR A TD:**  
Detrez Newsome, 93 yards vs. Western Carolina (11/19/16)

**ALLOWD 2 KICK RET. FOR TDs:**  
Darius Sims at Vanderbilt, 91 and 100 yards (9/20/14)

**RETURNED A PUNT FOR A TD:**  
Ace Sanders, 63 yards vs. Michigan (1/1/13)

**ALLOWED A PUNT RET. FOR A TD:**  
Lito Sheppard, Florida, 57 yards (11/11/00)

**RETURNED AN INT FOR A TD:**  
Brisson Williams, 21 yards vs South Alabama (11/22/14)

**ALLOWED AN INT FOR A TD:**  
Tajee Fullwood, 47 yards, USF (12/29/16)

**RETURNED A FUMBLE FOR A TD:**  
D.J. Swearinger, 65 yards vs. UAB (9/15/12)

**ALLOWED FUMBLE RET. FOR A TD:**  
Jason LeDoux, LSU, 15 yards (10/18/03)

**HAD A DEFENSIVE PLAYER SCORE TWO TOUCHDOWNS IN A GAME:**  
Melvin Ingram at Georgia, 68-yard fake punt & 5-yard fumble recovery (9/10/11)

**HAD A PLAYER RUSH, PASS AND RECEIVE A TD IN A GAME:** Pharoah Cooper, vs. Tennessee (11/1/14)

**RAN A FAKE PUNT FOR A TD:**  
Melvin Ingram, 68 yards at Georgia (9/10/11)

**HAD A PLAYER PASS FOR 300+ YDS:**  
390, Jake Bentley, vs USF (12/29/16)

**HAD A PLAYER PASS FOR 350+ YDS:**  
390, Jake Bentley, vs USF (12/29/16)

**HAD A PLAYER PASS FOR 400+ YDS:**  
402, Dylan Thompson, at Auburn (10/25/14)

**HAD A PLAYER PASS FOR 450+ YDS:**  
473, Steve Taneyhill vs. Mississippi State (10/14/95)

**HAD A PLAYER COMP. 30+ PASSES:**  
32, Jake Bentley vs USF (12/29/16)

**HAD A PLAYER ATT. 40+ PASSES:**  
43, Jake Bentley vs USF (12/29/16)

**HAD A PLAYER ATT. 50+ PASSES:**  
50, Dylan Thompson, at Auburn (10/25/14)

**HAD A PLAYER RUSH FOR 150+ YDS:**  
226, Rico Dowdle vs. Western Carolina (11/19/16)

**HAD A PLAYER RUSH FOR 200+ YDS:**  
226, Rico Dowdle vs. Western Carolina (11/19/16)

**HAD A PLAYER RUSH FOR 250+ YDS:**  
278, Brandon Bennett vs. East Tennessee State (10/5/91)

**HAD TWO PLAYERS RUSH FOR 100+ YARDS:**  
Mike Davis (111) and David Williams (110) vs. Furman (10/18/14)

**HAD A PLAYER WITH 150+ YARDS RECEIVING:**  
190, Deebo Samuel, vs USF (12/29/16)

**HAD A PLAYER WITH 200+ YARDS RECEIVING:**  
233, Pharoah Cooper, vs. Tennessee (11/1/14)

**HAD TWO PLAYERS WITH 100 YARDS RECEIVING:**  
Pharoah Cooper (191) and Jerell Adams (105), vs Citadel (11/21/15)

**HAD TWO PLAYERS WITH 10+ RECEPTIONS:**  
Bruce Ellington (10) and Mike Davis (10), at Missouri (10/26/13)

**HAD A PLAYER WITH 500+ YARDS TOTAL OFFENSE:**  
512, Steve Taneyhill vs. Mississippi State (10/14/95)

**HAD A PLAYER RUSH AND PASS FOR 100 YARDS EACH:**  
Lorenzo Nuñez, vs. UCF, 123 rush, 184 pass (09/26/15)

**HAD A PLAYER SCORE 4+ TDs:**  
5, Sidney Rice vs. FAU (9/23/06)

**HAD A PLAYER PASS FOR 4 TDs:**  
5, Dylan Thompson, at Auburn (10/25/14)

**HAD A PLAYER PASS FOR 5 TDs:**  
5, Dylan Thompson, at Auburn (10/25/14)

**HAD A PLAYER RUSH FOR 3 TDs:**  
3, Mike Davis at Kentucky (10/4/14)

**HAD A PLAYER CATCH 3+ TDs:**  
3, Alshon Jeffery vs. Kentucky (10/10/09)

**HAD A PLAYER CATCH 4+ TDs:**  
5, Sidney Rice vs. Fla. Atlantic (9/23/06)

**HAD A PLAYER CATCH 5+ TDs:**  
5, Sidney Rice vs. Fla. Atlantic (9/23/06)

**HAD A PLAYER ACCOUNT FOR 4+ TDs:**  
4, 233, Pharoah Cooper, vs. Tennessee (11/1/14)

**HAD A PLAYER KICK 4 FGs:**  
4, Elliott Fry vs. Vanderbilt (10/17/15)

**HAD A PLAYER KICK 5+ FGs:**  
5, Spencer Lanning at Georgia (9/12/09)

**HAD A PLAYER WITH 2 INTs:**  
2, T.J. Holloman vs. UCF (9/26/15)

**HAD A PLAYER WITH 3 INTs:**  
3, Patrick Hinton vs. NC State (10/29/88)

**BLOCKED A FIELD GOAL ATT.:**  
Javon Kinlaw at Missouri (9/9/17)

**RETURNED A BLOCKED FIELD GOAL ATTEMPT FOR A TD:**  
Captain Munnerlyn at Kentucky, 81 yards, (10/11/08)

**BLOCKED A PAT:**  
Byron Jerideau at Florida (10/20/12)

**RETURNED AN EXTRA POINT FOR A DEFENSIVE PAT:**  
Victor Hampton at Florida (10/20/12)

**BLOCKED A PUNT:**  
Carlton Heard at Florida (11/15/14)

**RETURNED A BLOCKED PUNT FOR A TD:**  
Derek Watson vs Florida, 2 yds, (11/11/00)

**BLOCKED A PUNT AND FIELD GOAL IN THE SAME GAME:**  
at Florida (11/15/14)

**HAD A PUNT BLOCKED:**  
at Kentucky (9/29/12)

**HAD A FIELD GOAL BLOCKED:**  
vs. Michigan (1/1/13)

**HAD A PAT BLOCKED:**  
vs. Kentucky (10/8/11)

**ALLOWED PAT TO BE RETURNED FOR 2 POINTS:**  
Denzil Ware, vs. Kentucky (9/12/15)

**MISSED A PAT:**  
at Georgia (9/7/13)

**FAILED A PAT ATTEMPT:**  
vs. Massachusetts (10/22/16)

**MADE A 2-PT CONVERSION:**  
Jake Bentley pass to Hayden Hurst, USF (12/29/16)

**ATTEMPTED A 2-PT CONVERSION:**  
vs USF (12/29/16)

**RECOVERED OWN ONSIDE KICK:**  
at Auburn (10/25/14)

**HAD LESS THAN 50 YDS RUSHING:**  
31, vs. North Carolina State (9/2/17)

**HAD 300+ YARDS RUSHING:**  
422, vs. Western Carolina (11/19/16)

**HAD 600+ TOTAL NET YARDS:**  
625, vs. Tennessee (11/1/14)

**HAD A 50+ YARD RUN:**  
75, A.J. Turner vs. Texas A&M (10/1/16)

**HAD A 50+ YARD RECEPTION:**  
57, Perry Orth to Pharoah Cooper, vs. Clemson (11/28/15)

## The Last an Opponent Had...

### TEAM...

**LESS THAN 50 YARDS RUSHING:**  
26, vs UCF (9/26/15)

**200+ YARDS RUSHING:**  
208, vs USF (12/29/16)

**300+ YARDS RUSHING:**  
326, vs. Georgia (10/9/16)

**LESS THAN 100 YARDS PASSING:**  
29, vs. Georgia (10/9/16)

**400+ YARDS PASSING:**  
415, vs. North Carolina State (9/2/17)

**LESS THAN 200 TOTAL NET YARDS:**  
183, at Florida (10/20/12)

**500+ TOTAL NET YARDS:**  
504, vs. North Carolina State (9/2/17)

**600+ TOTAL NET YARDS:**  
622, at Clemson (11/26/16)

### INDIVIDUAL...

**350+ YARDS PASSING:**  
415, Ryan Finley, N.C. State (9/2/17)

**400+ YARDS PASSING:**  
415, Ryan Finley, N.C. State (9/2/17)

**150+ YARDS RUSHING:**  
195, Nick Fitzgerald, Miss. State (9/10/16)

**200+ YARDS RUSHING:**  
246, Mark Ingram, at Alabama (10/17/09)

**250+ YARDS RUSHING:**  
321, Darren McFadden, Arkansas (11/3/07)

**300+ YARDS RUSHING:**  
321, Darren McFadden, Arkansas (11/3/07)

**200+ YARDS RECEIVING:**  
217, Darwin Adams, Auburn (12/4/10)

**50+ YARD RUN:**  
74, Nick Fitzgerald, Miss. State (9/10/16)

**50+ YARD RECEPTION:**  
61, Lock to Reese, Missouri (9/9/17)

**MADE 4+ FIELD GOALS:**  
4, Aleem Sunanon, S. Alabama (11/22/14)

**RUSHED FOR 4+ TOUCHDOWNS:**  
4, Chad Jasmin, Clemson (11/21/03)

**PASSED FOR 4+ TOUCHDOWNS:**  
6, DeShaun Watson, Clemson (11/26/16)

**TWO PLAYERS WITH...**

**100+ YARDS RUSHING:**  
vs Georgia, Sony Michel (133) and Nick Chubb (121), (10/9/16)

**100+ YARDS RECEIVING:**  
UCF, Mike Walker (105) & Brandon Marshall (102), (9/1/05)