




GAME 3

SEPTEMBER 23 // 7:30 P.M.
Kroger Field (61,000)



No. 20 Florida Gators // 1-1, 1-0 SEC Kentucky Wildcats // 3-0, 1-0 SEC

THE STORYLINE

- UF defeated Tennessee last Saturday on the final play of the game with a 63-yard touchdown pass from Feleipe Franks to Tyrie Cleveland. That play is believed to be only time in school history that Florida defeated an opponent with a touchdown on the final play of regulation.
- Since 1964, the Gators have ended games twice on walk-off field goals (Arden Czyzewski kicked a 41 yarder at LSU in 1989; Bob Lyle kicked a 41-yarder vs. Mississippi State in 1964). Both of those contests ended by a score of 16-13.
- Antonio Callaway's catch-and-run against the Vols in 2015, which was also a 63-yard pass play, gave the Gators' a 28-27 victory that season. According to Coach Jim McElwain postgame press conference, Florida ran the exact same play, "Train Ride Open, Big Bend In."
- The Gators have won their past seven home matchups with Tennessee. Florida is now 25-7 against Tennessee since 1976, including a 14-2 mark in Gainesville.
- Also, UF is now 12-1 in The Swamp under Coach McElwain.
- Florida has now won its SEC opener 13 years in a row. In addition, UF its their 28th consecutive home opener, which is the longest active streak in the country. Oklahoma State and Wisconsin sit behind UF at 22 in a row.
- UF's defense has lived in its opponents backfields, as the Gators rank third in the conference in sacks per game (3.00) and tackles for loss (8.0).
- David Reese, Duke Dawson and C.J. Henderson accounted for UF's third consecutive multi-interception game. In addition, the trio gave the Gators their 31st multi-interception game against an FBS team since 2010, which is the most in the SEC during that span.

FLORIDA-TENNESSEE

• Feleipe Franks, the redshirt freshman making just his second career start, escaped the Tennessee rush, stepped up, toed the line of scrimmage and chucked a "Hail Mary" rocket down the middle of the field — and middle of the Volunteers' defense — that sophomore wide receiver Tyrie Cleveland dove for and caught in the end zone for a 63-yard touchdown and unfathomable 26-20 victory on the game's final play Saturday night in the Southeastern Conference opener for both teams at The Swamp.

The Franks firework came after the Gators blew a 10-point lead in the final five-plus minutes of a game otherwise void of offense for the first three quarters. UF led 6-3

- Florida recorded its first three interception game against a league opponent since its 2016 matchup with Kentucky.
- C.J. Henderson now has two interceptions returned for touchdowns. The freshman is believed to be the only player to have an INT return for a touchdown in consecutive games (UF records date back to 1980).
- His two pick-sixes tie a UF record for the most in a single season. Linebacker Brandon Spikes holds the UF record at four INT return touchdowns for a career.
- Moving on to the fourth week of the season, UF travels to Lexington, Ky. to face SEC Eastern Division rival Kentucky at Commonwealth Stadium. UK enters the game 3-0 and fresh off a 23-13 victory at South Carolina.
- UF has won 3029 consecutive games against UK, dating back to 1986, which represents the longest active winning streak over a major opponent in an annual series.

Consecutive Wins Over an Opponent in an Uninterrupted Series (Must have played in consecutive years)

Streak	Teams (Years)
43	Notre Dame over Navy (1964-2006)
36	Nebraska over Kansas (1969-2004)
32	Oklahoma over Kansas St. (1937-68)
30	FLORIDA over KENTUCKY (1987-current)
29	Nebraska over Kansas St. (1969-97)
28	Texas over Rice (1966-93)
26	Syracuse over Hobart (1906-31)
26	Tennessee over Kentucky (1985-2010)

- The Gators are 50-17 all-time against the Wildcats. Florida defeated Kentucky 45-7 in Gainesville in Week 2 a season ago.

heading into the fourth quarter, but then the two teams combined for 37 points and 420 yards during that frame.

With the win, UF avoided overtime and along with it any chance of starting a season 0-2 for the first time since 1971. Just as important, the Gators experienced a unique brand of success that may help build some momentum -- maybe even some confidence -- for a team that's been sort of searching for an identity the last few weeks.

And it was also a rousing shot in the arm for a university, city and region rocked by Hurricane Irma earlier in the week.

BROADCAST INFORMATION - #UFvsUK

SEC Network

Play-by-Play: Tom Hart
Analyst: Jordan Rodgers
Sideline: Cole Cubelic

Gator IMG Sports Network

Play-by-Play: Mick Hubert
Analyst: Lee McGriff
Sideline: Brady Ackerman

MATCHUP AT A GLANCE

Overall: 50-17, UF
Last 10 Meetings: 10-0, UF
In Gainesville: 20-10, UF
In Lexington: 28-4, UF
At Neutral Sites: 3-2, UK

FLORIDA (1-1, 1-0 SEC)

Head Coach: Jim McElwain
Record: 42-25 overall (6th year)
20-9 at UF (3rd year)
Rankings: AP - 20 | Coaches - 22
2016 Record: 9-4, 6-2 SEC

KENTUCKY (3-0, 1-0 SEC)

Head Coach: Mark Stoops
Record: 22-30 overall (5th year)
same at Kentucky
Rankings: Not Ranked
2016 Record: 7-6, 4-4 SEC

2017 SCHEDULE

September (1-1)

2	vs. No. 11 Michigan	L, 33-17
9	NORTHERN COLORADO	Cancelled
16	No. 23 TENNESSEE*	W, 26-20
23	at Kentucky* (SEC Network)	7:30 p.m.
30	VANDERBILT*	

October (0-0)

7	LSU*	
14	TEXAS A&M*	
21	Bye	
28	vs. Georgia* (CBS)	3:30 p.m.

November (0-0)

4	at Missouri*	
11	at South Carolina*	
18	UAB	
25	FLORIDA STATE	

December

2	SEC Championship (Atlanta, Ga.)	
---	---------------------------------	--

Home: 1-0 *SEC Games: 1-0 Neutral: 0-1
Away: 0-0 Non-Conference: 0-1

FOOTBALL COMMUNICATIONS CONTACTS

Steve McClain Senior Associate Athletics Director
SteveM@gators.ufl.edu

Will Pantages Assistant Director
WillP@gators.ufl.edu

Dustin Ciraco Assistant Director
DustinC@gators.ufl.edu



QUICK FACTS

GENERAL INFORMATION

Location: Gainesville, Fla.
Enrollment: 54,854
President: Dr. Kent Fuchs
Athletic Director: Scott Stricklin
Conference: Southeastern Conference
Nickname: Gators
Colors: Orange (PMS 172) & Blue (PMS 287)
Stadium (Capacity): Ben Hill Griffin Stadium (88,548)
Surface: Grass
Press Box Number: (352) 378-9590

COACHING STAFF

Head Coach: Jim McElwain (Eastern Washington, 1983)
Offensive Coordinator/Quarterbacks: Doug Nussmeier (Idaho, 1994)
Defensive Coordinator: Randy Shannon (Miami, 1989)
Defensive Backs: Corey Bell (South Carolina, 1995)
Offensive Line: Brad Davis (Oklahoma, 2003)
Wide Receivers: Kerry Dixon II (Hampton, 2004)
Tight Ends/Special Teams Coordinator: Greg Nord (Kentucky, 1980)
Co-Coordinator/Defensive Line: Chris Rumph (South Carolina, 1994)
Running Backs: Ja'Juan Seider (West Virginia, 2000)
Linebackers: Tim Skipper (Fresno State, 2001)
Director of Strength & Conditioning: Mike Kent (Fairmont State, 1982)

FOOTBALL HISTORY

All-Time Record: 709-409-40 (111 years)
2016 Record: 9-4 (6-2, 1st in SEC East)
First Season of Football: 1906
Bowl Games: 43 (22-21)
National Championships: 3 ('96, '06, '08)
SEC Championships: 8 ('91, '93, '94, '95, '96, '00, '06, '08)

2017 GATOR CAPSULE

Offense: Multiple
Defense: Multiple

LETTERWINNERS	Returning:	Lost:
Offense:	23	8
Defense:	23	9
Specialty:	3	0
TOTAL:	49	17
STARTERS	Returning:	Lost:
Offense:	9	2
Defense:	6	6
Specialty:	3	0
TOTAL:	18	8

YOUNG GATORS

- UF has played 12 true freshmen and 15 newcomers through two games. In the season opener against Michigan, 13 of the 52 players (25%) that saw action were making their Florida debut. UF's 20 true freshman who saw playing time ranks third in the SEC, behind Georgia and LSU.
- In 29 total games under head coach Jim McElwain, true freshmen have accomplished the following...
- 251 total games played | 61 starts on offense/defense | 19 total touchdowns | 178 rushes for 885 yards | 93 receptions for 1,589 yards | 174 tackles, 17.0 tackles-for-loss, 6.0 sacks

QUICK HITS

- Florida is one of 10 schools that have won at least a share of its division title in each of the last two seasons.
- UF has a 43-6 (.877) record while playing in the month of September since the start of the 2005 season.
- Due to the cancellation of UF's game against Northern Colorado, Florida's home opener was against an SEC team for the time since Sept. 12, 1992 when the Gators played Kentucky.
- UF has scored in 363 consecutive games, a streak that ranks tied for second on the NCAA's all-time list, trailing only Michigan (365, 1984-04). In addition, it's the longest active streak in the country.
- UF opened its 111th season of football against Michigan last Saturday at AT&T Stadium in Arlington Texas. Florida had its streak of 27 consecutive season-opening wins broken, which had been the longest streak in the country. The Gators are now 83-28 in season openers. It was Florida's first loss to open a season since 1989 when UF fell to Ole Miss, 24-19.
- Against Michigan, Feleipe Franks became the first redshirt freshman to start a season opener at QB for the Gators since Kyle Morris in 1988.
- Duke Dawson and C.J. Henderson's back-to-back INT return touchdowns were the first for Florida since Teez Tabor and Quincy Wilson accomplished the feat against Missouri last season. In addition, Henderson was the first true freshman to return an interception for a touchdown since Chauncey Gardner do so in the 2017 Outback Bowl.
- Florida's five sacks against Michigan were the most its had in a game since the Gators had seven against North Texas last season. In addition, the last time Florida had five sacks against a non-SEC Power 5 opponent was the 2013 Sugar Bowl, when UF fell to Louisville, 33-22.
- With his 46-yard field goal in the first quarter of Florida's season opener, Eddy Pineiro extended his streak of consecutive made field goals to 13. The 13 consecutive makes tied him with Jeff Chandler for fourth-most in school history. Pineiro missed his next field goal attempt, halting his streak.
- Florida secured its highest ranking in the AP preseason poll since opening 10th in 2013. In addition, the Gators are in the AP Top 25 to start the season in back-to-back years for the first time since 2012-13. UF opened last season at No. 25.
- Since Coach Jim McElwain arrived at Florida prior to the 2015 season, only Alabama (31) has more total wins than UF's 20 in the SEC. In addition, McElwain's 14 conference wins ranks second to Alabama (15) since the start of 2015.
- UF's 12-game 2017 schedule features nine teams that played in a bowl last season, six that won at least 8 games (including two that had 10-plus victories) and four that appear in the final AP rankings. In addition, Florida plays five teams ranked in the preseason AP Top 25 poll.
- When winning or tying the turnover battle since 2011, UF is 40-11. When losing the turnover battle since 2011, UF is 7-19. In addition, Florida is 10-1 under Jim McElwain when the Gators have won the turnover battle.
- Florida has the same offensive coordinator for the third year in a row, as Doug Nussmeier enters year three with the Gators. UF has not had the same offensive coordinator for three consecutive seasons since Dan Mullen from 2005-2008.

CROSSING PATHS

- UF has one player, Garrett Stephens, from the state of Kentucky while the Wildcats have 14 players from the state of Florida.
- Kentucky's head coach, Mark Stoops, was the defensive backs coach for Randy Shannon's defense at Miami 2001-03. Brad Davis and Kentucky's defensive line coach, Derrick LeBlanc coached together at North Texas last season. The Wildcats' wide receiver coach, Lamar Thomas, played at the University of Miami and for the Miami Dolphins while Randy Shannon was a coach for the Hurricanes and Dolphins
- Offensive lineman Stone Forsythe played with Kentucky's Garrett Johnson for two seasons at West Orange HS. Defensive back Eddie Giles and wide receiver Trey Thompson played with the Wildcats' Cedrick Dort Jr. at Dwyer HS. Gator defensive back Brian Edwards played with Kentucky's Sebastian Dolcine all four years at Miramar HS. Defensive lineman Khari Clark played with the Wildcats' Josh Ali and Chris Whittaker at Chaminade-Madonna HS. Gator defensive back Garrett Stephens played with Kentucky's Charles Walker for three seasons at St. Xavier HS. Antonio Riles and the Wildcats' EJ Price played on the same offensive line for three seasons at Archer HS in Lawrenceville, Ga. Malik Zaire and Kentucky's Greg Hart played together for three seasons at Archbishop Alter HS in Dayton, Ohio.

SERIES HISTORY & LAST MATCHUP

- Series History | Florida 50, Kentucky 17** -- UF holds the series edge over UK, 50-17, and has not lost to the Wildcats since 1986. The streak of 30 straight wins is the longest active Division I winning streak against a single opponent and is currently tied for fourth among consecutive wins over an opponent in an uninterrupted series (see page 1).
- 2016 | Florida 45, Kentucky 7** (Gainesville) -- Quarterback Luke Del Rio threw for 320 yards and four touchdowns and the UF defense stonewalled the Wildcats by allowing just 149 total yards — and a mere three pass completions — and forcing four turnovers in a 45-7 trouncing Saturday in the SEC opener for both teams at the “Swamp.” Del Rio, who hit 19 of his 32 attempts and commanded a unit that converted 14 of 20 third-down opportunities, became the first UF quarterback since Rex Grossman against LSU in 2001 to hit 300 yards and four TDs passing against a league opponent. Wide receiver Antonio Callaway caught five balls for a career-high 129 yards, including a 78-yard scoring bomb. Tailback Lamical Perine carried 17 times for 105 yards to lead a ground attack that went for 244 yards and helped the Gators to a total offense digit of 564.

WEEKLY MEDIA SCHEDULE

24 Sunday

No Media Availability

18 Monday

11:45 a.m.

Coach McElwain Press Conference & Player Interviews (3rd Floor Press Box Lobby)

5 p.m.

UF Football w/Jim McElwain (Sun Sports)

19 Tuesday

Post-Practice

Player interviews (Indoor Practice Facility)

20 Wednesday

11:20 a.m. Coach McElwain on SEC Teleconference

Noon Asst. Coach interview (3rd Floor Press Box Lobby)

Post-Practice Coach McElwain (3rd Floor Press Box Lobby)

21 Thursday

No Media Availability

Gator Talk with Jim McElwain (6-7 p.m., Piesanos)

22 Friday

No Media Availability

23 Saturday

Post-Game

Coach McElwain and select players available for interviews

COACH McELWAIN INTERVIEWS

Please coordinate all requests for telephone and personal interviews with Coach McElwain through Steve McClain in the Communications Office. Coach McElwain is available on Monday (weekly press conference at noon) and Wednesday (SEC Teleconference at 11:20 a.m. ET) after practice. Contact the SEC Office at (205) 458-3010 for phone number and passcode. Coach McElwain will also host the Gator Talk with Jim McElwain show on 8/31, 9/7, 9/14, 9/21, 9/28, 10/5, 10/12, 10/28, 11/2, 11/9 and 11/16 from 6-7 p.m. ET at Piesanos. Additionally, Florida Football with Jim McElwain airs on Mondays at 5 p.m. on Sun Sports throughout the regular season.

PLAYER/ASSISTANT COACH INTERVIEWS

All player interviews must be coordinated with Will Pantages in the Communications Office. Players will be available on Monday (at weekly press conference) and Tuesday after practice in the Indoor Practice Facility. The starting quarterback will only be available on Mondays at the weekly press conference. Currently, freshmen are not available for interviews. All player interviews will conclude on Wednesday during game weeks. Telephone interviews should be booked at least one day in advance and are normally limited to those times reserved for the general interview sessions. The Communications Office will not give out home or cell phone numbers for any players and players may not be contacted directly by phone, text, e-mail or social media. Members of the media are not permitted in team areas. Team locker room, training room and strength complex are considered private work areas. These areas, as well as players' housing (campus and off-campus), are off-limits to media representatives. A position coach will be available to the media every Wednesday throughout the season. Those interviews will be held in the lobby of the third floor press deck of Ben Hill Griffin Stadium. After Doug Nussmeier (offensive coordinator) and Randy Shannon (defensive coordinator) spoke at UF's media day, they are no longer available for interviews until after the season.

WEEKLY PRESS CONFERENCE

Florida's weekly press conference will begin Monday, August 28, and will be held each Monday during the season except on the bye week (Oct. 17). Select players will address media representatives on the third floor press deck lobby in Ben Hill Griffin Stadium from 12:30 p.m. – 1:30 p.m., with Coach McElwain scheduled as early as 11:45 a.m. For those who cannot attend weekly press conferences, video of the press conference will be posted online via FloridaGators.com.

XOS DIGITAL XCHANGE

The Florida Athletics Department utilizes the XOS Digital XChange media exchange platform to post press conferences and interviews from Coach McElwain, selected players and assistant coaches on game weeks. For more information about XOS Digital XChange and how to access the service, contact Jon Rubin (JonR@gators.ufl.edu). Please note that these feeds are intended solely for regularly-scheduled news programs or news organizations' websites. Organizations are limited to posting three (3) minutes of content per provided video. If any person or syndicator would like to use additional portions of this feed, please contact the UAA GatorVision Office at (352) 375-4683, ext. 6629, for rights, permission and associated fees. In addition, utilizing organization-filmed video from weekly press conferences and post-practice media opportunities is limited to three (3) minutes daily.

MEDIA ONLY SITE

For the most up-to-date media schedules and game week information, please utilize CollegePressBox.com: Roster, Depth Chart, Season Stats, Media Guide, Credential Information, UF Game Releases, Opponent Game Releases, SEC Weekly Releases, Flip Cards, Box Scores and more.

COMMUNICATIONS OFFICE

Phone: (352) 375-4683 ext. 6100

Fax: (352) 375-4809

Website: www.FloridaGators.com

Steve McClain | Senior Associate Athletics Director, Comm.

HEAD COACH INTERVIEWS

Office: (352) 375-4683 ext. 6115

Mobile: (352) 317-8132

Email: SteveM@gators.ufl.edu

Will Pantages | Assistant Communications Director

PLAYER & ASSISTANT COACH INTERVIEWS, GAME RELEASE

Office: (352) 375-4683 ext. 6120

Mobile: (352) 275-3398

Email: WillP@gators.ufl.edu

Dustin Ciraco | Assistant Communications Director

INTERVIEWS, NOTES & STRATEGIC COMMUNICATIONS

Office: (352) 375-4683 ext. 6170

Mobile: (352) 538-0029

Email: DustinC@gators.ufl.edu

Jennifer Wagner | Communications Coordinator

CREDENTIALS

Office: (352) 375-4683 ext. 6123

Email: JenniferW@gators.ufl.edu

INFORMATION SOURCES

Website

www.FloridaGators.com

Credential Requests

http://www.sportssystem.com/florida

Photos & Logos

SECsports.com/media (Digital Image Studio)

For specific UF requests, please email Will Pantages

Florida Football Email List

To be added to the Gator Football email list, email

Dustin Ciraco: DustinC@gators.ufl.edu

SEC Email List

To be added to the SEC Football email list, email

Chuck Dunlap of the SEC Media Relations Office at

cdunlap@sec.org

Collegepressbox.com

The official media website for SEC football.

AROUND THE SEC

2017 SEC STANDINGS

	Conf. Games	All Games
Eastern Division		
FLORIDA	1-0 1.000	1-1 .500
Kentucky	1-0 1.000	3-0 1.000
South Carolina	1-1 .500	2-1 .667
Georgia	0-0 .000	3-0 1.000
Vanderbilt	0-0 .000	3-0 1.000
Tennessee	0-1 .000	2-1 .667
Missouri	0-1 .000	1-2 .333
Western Division		
Mississippi State	1-0 1.000	3-0 1.000
Alabama	0-0 .000	3-0 1.000
Auburn	0-0 .000	2-1 .667
Texas A&M	0-0 .000	2-1 .667
LSU	0-1 .000	2-1 .667
Ole Miss	0-0 .000	2-1 .667
Arkansas	0-0 .000	1-1 .500

THIS WEEK'S SCHEDULE

Saturday, Sept. 23

Texas A&M at Arkansas, 12 p.m. (ESPN)
 UMass at Tennessee, 12 p.m. (SEC Network)
 Alabama at Vanderbilt, 3:30 p.m. (CBS)
 Louisiana Tech at South Carolina, 3:30 p.m. (SEC Network)
 Syracuse at LSU, 7 p.m. (ESPN2)
 Mississippi State at Georgia, 7 p.m. (ESPN)
 Auburn at Missouri, 7:30 p.m. (ESPNU)
 Florida at Kentucky, 7:30 p.m. (SEC Network)

• All times listed – Eastern

GATORZONE ON SUN SPORTS

In its 16th season this fall, GatorZone features all the latest news and information on Gator athletics. Join hosts Jeff Cardozo and Megan Parler every Wednesday at 5:30 pm on Fox Sports Florida as they keep you up-to-date on all things Orange and Blue. Plus, enjoy in-depth coverage of your favorite Gator student-athletes and programs from UF's GatorVision staff, as we highlight their accomplishments both on and off the field. GatorZone - the award-winning show for the Gator Nation.

TRACKING THE OPPONENTS

MICHIGAN (3-0, 0-0)

9/2	vs. Florida	W, 33-17
9/9	Cincinnati	W, 36-14
9/16	Air Force	W, 29-13
9/23	at Purdue	
9/30	bye	
10/7	Michigan State	
10/14	at Indiana	
10/21	at Penn State	
10/28	Rutgers	
11/4	Minnesota	
11/11	at Maryland	
11/18	at Wisconsin	
11/25	Ohio State	

VANDERBILT (3-0, 0-0)

9/2	at Middle Tennessee	W, 28-6
9/9	Alabama A&M	W, 42-0
9/16	Kansas State	W, 14-7
9/23	Alabama	
9/30	at Florida	
10/7	Georgia	
10/14	at Ole Miss	
10/21	bye	
10/28	at South Carolina	
11/4	Western Kentucky	
11/11	Kentucky	
11/18	Missouri	
11/25	at Tennessee	

MISSOURI (1-2, 0-1)

9/2	Missouri State	W, 72-43
9/9	South Carolina	L, 31-13
9/16	Purdue	L, 35-3
9/23	Auburn	
9/30	bye	
10/7	at Kentucky	
10/14	at Georgia	
10/21	Idaho	
10/28	UConn	
11/4	Florida	
11/11	Tennessee	
11/18	at Vanderbilt	
11/24	at Arkansas	

NORTHERN COLORADO (1-1, 0-1)

9/2	College of Idaho	W, 41-14
9/9	at Florida	Cancelled
9/16	at Colorado	L, 41-21
9/23	Idaho State	
9/30	at Northern Arizona	
10/7	at North Dakota	
10/14	bye	
10/21	Montana State	
10/28	Southern Utah	
11/4	at Sacramento State	
11/11	at Montana	
11/18	Cal Poly	

LSU (2-1, 0-1)

9/2	vs. BYU	W, 27-0
9/9	Chattanooga	W, 45-10
9/16	at Mississippi State	L, 37-7
9/23	Syracuse	
9/30	Troy	
10/7	at Florida	
10/14	Auburn	
10/21	at Ole Miss	
10/28	bye	
11/4	at Alabama	
11/11	Arkansas	
11/18	at Tennessee	
11/25	Texas A&M	

SOUTH CAROLINA (2-1, 1-1)

9/2	vs. NC State	W, 35-28
9/9	at Missouri	W, 31-13
9/16	Kentucky	L, 23-13
9/23	Louisiana Tech	
9/30	at Texas A&M	
10/7	Arkansas	
10/14	at Tennessee	
10/21	bye	
10/28	Vanderbilt	
11/4	at Georgia	
11/11	Florida	
11/18	Wofford	
11/25	Clemson	

TENNESSEE (2-1, 0-1)

9/4	Georgia Tech	W, 42-41
9/9	Indiana State	W, 42-7
9/16	at Florida	L, 26-20
9/23	UMass	
9/30	Georgia	
10/7	bye	
10/14	South Carolina	
10/21	at Alabama	
10/28	at Kentucky	
11/4	Southern Miss	
11/11	at Missouri	
11/18	LSU	
11/25	Vanderbilt	

TEXAS A&M (2-1, 0-0)

9/3	at UCLA	L, 45-44
9/9	Nicholls	W, 24-14
9/16	Louisiana	W, 45-21
9/23	vs. Arkansas	
9/30	South Carolina	
10/7	Alabama	
10/14	at Florida	
10/21	bye	
10/28	Mississippi State	
11/4	Auburn	
11/11	New Mexico	
11/18	at Ole Miss	
11/25	at LSU	

UAB (2-1, 0-0)

9/2	Alabama A&M	W, 38-7
9/9	at Ball State	L, 51-31
9/16	Coastal Carolina	W, 30-23
9/23	at North Texas	
9/30	bye	
10/7	Louisiana Tech	
10/14	Middle Tennessee	
10/21	at Charlotte	
10/28	at Southern Miss	
11/4	Rice	
11/11	at UTSA	
11/18	at Florida	
11/25	UTEP	

KENTUCKY (3-0, 1-0)

9/2	at Southern Miss	W, 24-17
9/9	Eastern Kentucky	W, 27-16
9/16	at South Carolina	W, 23-13
9/23	Florida	
9/30	Eastern Michigan	
10/7	Missouri	
10/14	bye	
10/21	at Mississippi State	
10/28	Tennessee	
11/4	Ole Miss	
11/11	at Vanderbilt	
11/18	at Georgia	
11/25	Louisville	

GEORGIA (3-0, 0-0)

9/2	Appalachian State	W, 31-10
9/9	at Notre Dame	W, 20-19
9/16	Samford	W, 42-14
9/23	Mississippi State	
9/30	at Tennessee	
10/7	at Vanderbilt	
10/14	Missouri	
10/21	bye	
10/28	vs. Florida	
11/4	South Carolina	
11/11	at Auburn	
11/18	Kentucky	
11/25	at Georgia Tech	

FLORIDA STATE (0-1, 0-0)

9/2	vs. Alabama	L, 24-7
9/9	UL Monroe	Cancelled
9/16	Miami (FL)	Postponed
9/23	NC State	
9/30	at Wake Forest	
10/7	bye	
10/14	at Duke	
10/21	Louisville	
10/27	at Boston College	
11/4	Syracuse	
11/11	at Clemson	
11/18	Delaware State	
11/25	at Florida	

COMBINED RECORD OF OPPONENTS: 24-9 (.727)

STAT COMPARISON (2017 SEASON)

Florida	Rank (NCAA/SEC)		Kentucky	Rank (NCAA/SEC)
89.5	117/12	Rushing Offense	156.3	79/10
196.5	91/7	Passing Offense	191.3	99/10
128.91	80/12	Pass Eff.	136.88	62/7
286.0	121/14	Total Offense	347.7	102/10
21.5	107/14	Scoring Offense	24.7	93/12
199.0	106/13	Rushing Defense	57.0	3/1
238.5	78/10	Pass Defense	289.7	107/13
107.18	33/7	Pass Eff. Defense	133.75	81/12
437.5	100/13	Total Defense	346.7	52/8
26.5	78/12	Scoring Defense	15.3	27/6
42.09	29/6	Net Punting	39.47	58/9
7.00	58/9	Punt Returns	-1.00	128/14
22.33	51/7	Kickoff Returns	23.86	38/6
-0.50	87/10	Turnover Margin	1.33	17/3
3.0	21/3	Sacks	1.67	76/11
8.0	22/3	Tackles for Loss	4.7	100/12
4.0	123/13	Sacks Allowed	1.67	54/8

POLLS (WEEK 4)

ASSOCIATED PRESS

Rk.	School	Record
1.	Alabama (45)	3-0
2.	Clemson (15)	3-0
3.	Oklahoma (1)	3-0
4.	Penn State	3-0
5.	USC	3-0
6.	Oklahoma State	3-0
7.	Washington	3-0
8.	Michigan	3-0
9.	Wisconsin	3-0
10.	Ohio State	2-1
11.	Georgia	3-0
12.	Florida State	0-1
13.	Virginia Tech	3-0
14.	Miami	1-0
15.	Auburn	2-1
16.	TCU	3-0
17.	Mississippi State	3-0
18.	Washington State	3-0
19.	Louisville	2-1
20.	FLORIDA	1-1
21.	South Florida	3-0
22.	San Diego State	3-0
23.	Utah	3-0
24.	Oregon	3-0
25.	LSU	2-1

INDIVIDUAL STAT LEADERS

RUSHING

Florida	G	Att	Yds	Avg	TD	YPG
Davis	2	5	102	20.4	0	51.0
Perine	2	18	63	3.5	0	31.5

Kentucky	G	Att	Yds	Avg	TD	YPG
Snell	3	71	272	3.8	3	90.7
Johnson	3	18	132	7.3	2	44.0

PASSING

Florida	C-A-I	Pct	Yds	TD	YPG	Rate
Franks	23-37-1	62.2	287	2	143.5	139.75
Zaire	9-17-0	52.9	106	0	106.0	105.32

Kentucky	C-A-I	Pct	Yds	TD	YPG	Rate
Johnson	42-67-1	62.7	569	2	189.7	140.89
Barker	1-2-0	50.0	5	0	5.0	71.00

RECEIVING

Florida	G	Rec	Yds	Avg	TD	YPG
Cleveland	2	9	146	16.6	1	74.5
Hammond	2	7	113	16.1	0	56.5
Powell	2	5	48	9.6	1	24.0

Kentucky	G	Rec	Yds	Avg	TD	YPG
Johnson	3	8	105	13.1	0	35.0
Conrad	3	7	161	23.0	2	53.7
Walker	3	5	72	14.4	0	24.0

DEFENSE

Florida	UT-AT-TT	TFL	Sk	QBH	Int	PBU	FF-FR
Reese	9-9-18	1.0	0.0	0	1	0	0-0
Washington	8-5-13	0.0	0.0	0	0	0	0-0
Polite	6-5-11	2.0	1.0	2	0	0	0-0

Kentucky	UT-AT-TT	TFL	Sk	QBH	Int	PBU	FF-FR
West	15-9-24	1.5	0.0	0	0	0	1-0
Love	7-16-23	1.0	0.0	0	0	1	0-1
Baity	13-7-20	0.5	0.0	0	1	0	0-1

SITUATIONAL RECORDS

	Under McElwain	Since 1990
Opponent scores < 21	19-0	214-11
Rushing for 150+ yards	8-0	157-14
Rushing for < 150 yards	11-8	99-72-1
Rushing for 100+ yards	17-3	230-41
Rushing for < 100 yards	3-5	29-45-1
Opp. rushes for < 100 yards	9-0	150-12-1
Player rushes for 100+ yards	7-1	114-12
Out-rushing opponent	14-0	212-20
Out-rushed by opponent	6-8	47-67-1
Scoring first	16-4	184-29
Opponent scores first	4-4	74-57-1
Leading at the half	16-2	229-18-1
Tied or Trailing at the half	4-6	29-67
Blocking a punt	0-1	45-7
Playing in the state of Florida	15-2	179-45-1
Playing in Gainesville	12-1	147-25
Playing in Jacksonville	2-0	21-6
Playing in Miami	0-0	1-2
Playing in Orlando	0-1	2-4
Playing in Tallahassee	0-0	4-8-1
Opp. is unranked at game time	16-1	181-17
Opp. is ranked at game time	4-7	86-65-1

DID YOU KNOW??

CJ Henderson is the only player to have an INT return for a touchdown in consecutive games since 1980.

ON THIS DATE: SEPT. 23, 1989

FLORIDA 38, MEMPHIS STATE 13 (Memphis, Tenn.) -- Tailback Emmitt Smith rushed for 182 yards and two touchdowns and quarterback Kyle Morris threw for 210 yards and two touchdowns as the Gators won their first road game of the year, 38-13, at Memphis State. Smith ran for 104-yards in the first two quarters alone and established the seventh-best rushing performance in Florida history. Morris completed 15 of 26 passes for 210 yards and threw second quarter scoring passes of 48 to Stacey Simmons and 13 yards to Tony Lomack. Huey Richardson and linebacker Tim Paulk helped a Florida defense register nine tackles for loss for a total of 31 yards; the Gators also sacked the quarterback five times for 22 yards. Florida compiled 424 yards total offense, while holding the Tigers to 239 net yards.

USA TODAY/AMWAY COACHES

Rk.	School	Record
1.	Alabama (59)	3-0
2.	Clemson (6)	3-0
3.	Oklahoma	3-0
4.	Penn State	3-0
5.	USC	3-0
6.	Washington	3-0
7.	Oklahoma State	3-0
8.	Michigan	3-0
9.	Ohio State	2-1
10.	Wisconsin	3-0
11.	Florida State	0-1
12.	Georgia	3-0
13.	Virginia Tech	3-0
14.	Miami	1-0
15.	TCU	3-0
16.	Auburn	2-1
17.	South Florida	3-0
18.	Washington State	3-0
19.	Mississippi State	3-0
20.	Louisville	2-1
21.	Utah	3-0
22.	FLORIDA	1-1
23.	LSU	2-1
24.	Oregon	3-0
25.	San Diego State	3-0

- When winning or tying the turnover battle since 2011, the Gators are 41-11. When losing the turnover battle, UF is 7-19 during that span.

Florida TO Margin (from 1996-2017)

In 197 Wins +157; In 71 Losses -70

- Florida scored its first offensive touchdown of the season against Tennessee on a five-yard pass from Feleipe Franks to Brandon Powell in the fourth quarter, putting the Gators up 20-13.
- UF recorded two passes over 20 yards and four rushes over 10 yards en route to the victory.
- The biggest running play of the game came from true freshman **MALIK DAVIS**, who recorded a 72-yard run in the fourth quarter of the game.
- The Gator offense was churning in the fourth quarter against Tennessee, scoring touchdowns on two of the last three possessions, including the game-winner.
- Florida had 189 yards of total offense against the Vols in the fourth quarter alone (96 rushing yards, 93 passing yards).
- True freshman **ADARIUS LEMONS** made his debut in the game, but did not record any stats.
- UF was 7-of-14 on third downs and converted on both of its red zone opportunities.

OFFENSIVE LINE

- **BRAD DAVIS** joined UF after spending 2016 at North Texas. He inherits one of the most experienced offensive line groups in recent memory.
- UF's starting offensive line: **MARTEZ IVEY**, **BRETT HEGGIE**, **T.J. MCCOY**, **FRED JOHNSON** and **JAWAAN TAYLOR** have 57 combined starts between them.
- The line allowed for the Gators to rush for a season-best 196 yards against Tennessee, including a career-high 94-yard showing from true freshman Malik Davis.
- The offensive line only allowed two sacks to Franks against the Vols, compared to the six allowed against Michigan.
- In 2016, the Gators ranked 10th in the SEC in total sacks allowed, surrendering 28.
- Last season, Taylor became the first true freshman offensive lineman to start on opening day since **Maurkice Pouncey** in 2007, and the first freshman to start on the offensive line since **Chaz Green** in 2011.

RUSHING

- The Gators rushed for 168 yards as a whole, the best showing of 2017. The Tennessee defense ranked last in the SEC in rushing defense (328.5) going into Saturday's game.
- Freshman **MALIK DAVIS** rushed for a career-best 94 yards against Tennessee, including a 72-yard run, the longest of his career.
- He rushed four times, averaging 23.5 yards per carry. He had a big 16-yard run in the third quarter, with the Gators facing a 3-and-23 situation.
- Davis currently ranks sixth in the SEC for most yards gained from a true freshman in 2017 (102).
- **LAMICAL PERINE** rushed for 55 yards on 11 carries for the Gators, including a 21-yard rush in the third quarter.
- Perine was one of 15 FBS true freshmen to post multiple 100-yard rushing games in 2016. Of those 14, he was one of nine to post at least two 100-yard games versus Power Five opponents.
- Perine was also one of two FBS true freshman to rush for 100 yards and catch a touchdown pass in a game in 2016.
- **MARK THOMPSON** recorded 30 yards on seven attempts for the Gators offense.
- His rush of 12 yards in the fourth quarter putting the Gators in a 1st-and-goal situation. This run set up the first offensive touchdown of the season for the Gators.

PASSING

- In his second career start, **FELEIPE FRANKS** threw for 212 yards and two touchdowns on 18-of-29 passing. The first touchdown pass of his career came in the fourth quarter, a five-yard throw to Brandon Powell, to put the Gators up 20-13.
- The touchdown pass that will be remembered was a 63-yard pass to Tyrie Cleveland as time expired to win the game for the Gators. The pass was the longest of Franks' career.
- He currently sits at 13th in the SEC in total passing yards over the first two games of the 2017 season. He has racked up 287 yards on 23-of-37 passing.
- Franks is 10th in the nation in passing yards for a freshman, behind only two other SEC freshman quarterbacks.
- A freshman quarterback (true or redshirt) has started 76 games for the Gators. UF is 49-26-1 in those contests.

2017 Explosive Passing Plays (TDs in Parentheses; *vs. SEC)

Year	20+	30+	40+	20+*	30+*	40+*
2009	49 (17)	19 (10)	8 (4)	21 (7)	7 (3)	5 (3)
2010	30 (6)	9 (3)	5 (1)	22 (4)	7 (3)	4 (1)
2011	37 (8)	13 (7)	9 (6)	21 (5)	8 (5)	5 (4)
2012	27 (3)	11 (3)	4 (3)	16 (2)	7 (2)	3 (2)
2013	22 (1)	9 (1)	5 (2)	13 (0)	6 (0)	3 (2)
2014	24 (8)	16 (5)	12 (4)	12 (1)	7 (0)	4 (0)
2015	38 (10)	20 (10)	10 (6)	22 (6)	14 (6)	8 (5)
2016	39 (7)	13 (2)	7 (3)	24 (6)	11 (2)	5 (2)
2017	7 (1)	3 (1)	1 (1)	2 (1)	1 (1)	1 (1)

RECEIVING

- **TYRIE CLEVELAND** led the Gators offense with 93 yards and the game-winning touchdown. Cleveland caught a career-high five receptions in the game.
- The final play of the game wasn't the first big play of Cleveland's career; he caught a 98-yard pass from **Austin Appleby** last season against LSU on Nov. 19, 2016.
- The sophomore leads all Gators with 149 receiving yards in the 2017 season, followed by **JOSH HAMMOND** with 93 yards.
- **BRANDON POWELL**'s touchdown reception from Franks was the first offensive touchdown the Gators had scored in the 2017 season.
- With his 40 receiving yards, Powell is just 28 yards shy of eclipsing 1,000 for his career. His 94 career receptions are the most among active Gators.
- Powell is also currently riding a streak of 16 consecutive games with a reception.
- True freshman **KADARIUS TONEY** set a new career high in receiving yards, totaling 40 yards on four catches.
- **MORAL STEPHENS** recorded a 10-yard reception, his first of the season.

FLORIDA'S DEFENSE

- Four Gators notched new career-highs or tied their previous mark against the Vols: **DUKE DAWSON (6)**, **JABARI ZUNIGA (6)**, **MARCO WILSON (7)**, **C.J. HENDERSON (5)**.
- **DAVID REESE** and **MARCO WILSON** led the way for Florida's defense against Tennessee, each posting seven tackles.
- **JABARI ZUNIGA**, **DUKE DAWSON** and **VOSEAN JOSEPH** followed closely behind, each tallying six tackles in the game.
- The Gators totaled 5 tackles for a loss of 12 yards against Tennessee with **JABARI ZUNIGA** leading the way with 1.5 tackles for a loss of six yards.
- Zuniga and **KYREE CAMPBELL** teamed up for the Gators' lone sack of the game, good for a loss of three yards. The sack was the first of true freshman Campbell's career.
- The Gator defense only allowed six Tennessee third down conversions, keeping their percentage to .375.
- Florida kept Tennessee scoreless for the first 27:02 of the game and held the Volunteers to just three points until the 8:36 mark in the fourth quarter.
- Florida's defense allowed only two offensive touchdowns against the Volunteers, forcing them to attempt five field goals. The defense has forced each of the two opponents this season to attempt at least five field goals in the game (Michigan - six attempts).
- The Gator defense forced three turnovers for the first time since the 2016 Outback Bowl (1/2/17). The last time Florida's defense forced three turnovers against a SEC team was Oct. 15, 2016 against Missouri.

Year	Sacks	Sacks/Gm	Hurries	FF
2005	33	2.75	24	12
2006	34	2.4	34	9
2007	29	2.23	15	12
2008	34	2.4	23	8
2009	40	2.8	26	10
2010	21	1.62	13	6
2011	28	2.16	32	11
2012	30	2.3	32	13
2013	19	1.6	33	7
2014	30	2.5	68	17
2015	40	2.86	42	17
2016	31	2.38	65	11
2017	6	3.00	13	0

PASS DEFENSE

- **DAVID REESE**, **DUKE DAWSON** and **C.J. HENDERSON** accounted for UF's third consecutive multi-interception game.
- The trio gave the Gators their 31st multi-interception game against an FBS team since 2010, which is the most in the SEC during that span.
- Reese's interception was the first of his career and he became the first Gator linebacker to intercept a pass since Daniel McMillian recorded one against Iowa in the Outback Bowl (1/2/17).
- Dawson's pick was the fourth of his career and second of this season. He is one of two Gators to record an interception in back-to-back games this season (Henderson).
- Dawson's interception came at a crucial time for the Gators, with Tennessee in a 3rd-and-goal situation to take the lead. The senior intercepted the pass at UF's one-yard line.
- Henderson became the first Gator since 1980 to record a pick-six in back-to-back games. Against Michigan he returned the ball 41 yards for the TD and against Tennessee, he ran it back 16 yards for the score.
- Since 1996, he is also the only true freshman in the nation to have returned interceptions for touchdowns in consecutive games.
- Henderson is tied for first in the nation with his two interception touchdowns. He is one of two true freshman to have recorded at least one pick-six this season and is only one to have two under his belt.
- Through his first two games as a Gator, Henderson is now tied for first in program history for most interceptions returned for a touchdown in a season, the all-time record for a career is four.
- Florida is tied for ninth in the nation in interceptions through their first two games of the season and is tied for third in interceptions per game (2.5).
- The Gators are tied for first in interceptions in the SEC with Alabama and Vanderbilt, but UF is the only one of those three to have returned at least one interception for a touchdown.
- Florida held Tennessee to a 53.8 completion percentage during the game, bringing the team's average to 50.8, good for third in the SEC and 22nd in the nation.

• **NICK WASHINGTON** is UF's most experienced defender, appearing in 40 games during his career. The safety's 91 tackles are also the most among all Gators.

• **DUKE DAWSON** leads all returning Gators with 10 pass break-ups during his career, and ranks second with 39 games played.

• Dating back to 1996, opponents have averaged under 200 yards passing per game (191.8) against Florida, the sixth-best figure in the nation. Since the start of the 2008 season, the Gators are first among FBS teams in interception return touchdowns (28) and rank first in interception return yards (2,675) while ranking third in interceptions (157).

Total INTs Since 2008

Boise State - 164
Ohio State - 161
FLORIDA - 157
Alabama - 154
Oregon - 153
Houston - 151
Oklahoma State - 151
Clemson - 149
Oklahoma - 143
Virginia Tech - 143

RUSH DEFENSE

- UF allowed an average of 5.5 yards per rush and only one rushing touchdown against Tennessee.
- The Gators have only allowed two rushing touchdowns in the 2017 season, tying them for fourth in the SEC.
- Dating back to 1996, opponents have averaged under 120 rushing yards per game (116.4) against Florida, the sixth-best figure in the nation. The rushing defense has kept opponents to an average of 3.3 yards per carry dating back to the '96 season as well.
- Under Coach McElwain, Florida's rushing defense has been fourth in the SEC, only allowing 140.6 rushing yards per game.

BY THE NUMBERS

- 1** Head coach to reach the SEC Championship Game in their first two seasons... Jim McElwain.
- 2** C.J. Henderson has **two** interceptions returned for touchdowns this season. That ties him for a UF record in a single season.
- 3:1** Ratio of touchdowns to interceptions by Jim McElwain quarterbacks from 2008-2017. (Total: 104 TD - 33 INT)
- 3** UF's **three** INTs against Tennessee was its first three interception game against a league opponent since its Week 2 of 2016.
- 5** UF has **six** graduates on its roster: L. Del Rio*, C. Garcia*, J. Sherit*, G. Stephens, J. Townsend* & M. Zaire* (*SEC Grad Patch).
- 6** UF had **eight** players drafted in 2017, which was the 11th time in program lore that at least eight Gators were picked.
- 8** UF has returned a kick or punt for a TD **12** years in a row, tied with Kansas State for the longest streak in the nation.
- 10** Florida is one of **10** schools that have won at least a share of its division title in each of the last two seasons.
- 20** Jim McElwain has won **20** games since 2015, the second most wins in the SEC during that stretch.
- 21** Eddy Pineiro made **21** FGs in 2016, the most in a season since Caleb Sturgis made 24 in 2012. He already has three in 2017.
- 28** UF has returned **28** interceptions for a TD since 2008, which is the most in the country during that span.
- 28** Florida has won **28** consecutive home openers, which is the longest active streak in the country.
- 39** The Gators had **39** pass plays of at least 20 yards in 2016, the most since having 49 in 2009. UF has six such plays in 2017.
- 47.89** Johnny Townsend averaged **47.89** yards per punt in 2016, a Florida record. He is averaging 50.2 yards per punt this season.
- 49** The Gators returned **49** lettermen, including nine offensive and six defensive starters in 2017.
- 49** A freshman quarterback (true or redshirt) has started 76 games for the Gators. UF is **49-26-1** in those contests.
- 63** Florida defeated Tennessee in 2015 and 2017 on **63** touchdown passes late in the fourth quarter.
- 215.7** Florida averaged **215.7** passing yards per game last season, its most since averaging 236.1 in 2009.
- 358** At **358** pounds, T.J. Slaton is the second-heaviest signee in UF history, & the fourth-heaviest player at UF since 1995.
- 363** UF has scored in **363** consecutive games, a streak that ranks second on the NCAA's all-time list.

FLORIDA'S SPECIAL TEAMS

PUNTING

- In the season opener, **JOHNNY TOWNSEND** averaged 54.7 yards per punt, which currently leads all punters in the FBS by over three yards.
- He booted six punts for 328 yards, with his longest of the day being a 59-yarder in the first quarter against the Wolverines. The redshirt senior recorded one punt inside the 20-yard line, while all six punts were over 50 yards.
- Townsend is the only punter facing a FBS Power 5 Conference team to average over 50 yards per punts during the 2017 season thus far.
- His 2016 average of 47.89 yards per punt set the all-time in program record, passing **Kyle Christy's** mark of 45.8 yards per punt set in 2012.
- His career-high long punt is 62 yards, which he recorded twice in 2016 (Vanderbilt and Alabama). His 62-yard punt against Alabama tied for the third longest in championship game history, and made him the first punter to record two 60-plus yard punts in the championship game.

RETURN GAME

- Sophomore **TYRIE CLEVELAND** took over kickoff return duties in the season opener.
- He tallied 41 yards against Michigan, a career-best, with his longest return being 26 yards in the third quarter.
- Freshman **KADARIUS TONEY** got his first kickoff return under his belt, returning the ball 15 yards in the fourth quarter.
- Florida has had a true freshman return a kickoff for five straight seasons (Toney in 2017, **FREDDIE SWAIN** in 2016, **ANTONIO CALLAWAY** in 2015, **BRANDON POWELL** in 2014, and **Jarrad Davis** and **Vernon Hargreaves** in 2013).
- **DRE MASSEY** got in on the kickoff return action as well, recording one return for 15 yards.
- Florida ranks ninth in the nation in kickoff returns against ranked opponents, averaging 17.75 yards per return.
- Florida has returned either a kickoff or punt for a TD for 12 straight seasons dating back to 2005, with 13 total punt return TDs during that span (including blocked punts).

KICKING

- **EDDY PINEIRO** handled the kicking duties for Florida in the season opener against Michigan.
- The redshirt junior converted on a 46-yard field goal on Florida's first drive of the game, giving the Gators the

early 3-0 over the Wolverines and bringing his streak of consecutive field goals to 13, tying him for fourth-most at Florida with **Jeff Chandler**.

- He is only one of 10 players in the nation to make a field goal against a ranked opponent in the 2017 season.
- Currently, Pineiro is tied for fourth in nation in kickoffs, averaging 65 yards per kick in the season opener. All four of his kickoffs were touchbacks.
- During the 2016 season, Pineiro made three 50-plus yard field goals, becoming the first player to do so since **Caleb Sturgis** in 2012. His 54-yard field goal against Kentucky was the sixth longest in program history and was the longest since Sturgis hit a 55-yard field goal in 2011.
- Pineiro recorded 11 field goals over 40 yards in 2016, which set the record for the most made by a UF kicker since 1996. In addition, that mark tied for the highest number of 40-plus yard field goals in the SEC; AU's Daniel Carlson recorded 11 40+ yard field goals in 2016.

COVERAGE UNITS

- Redshirt senior **GARRETT STEPHENS** registered a blocked punt in the second quarter against Michigan, the first of his career and the first for UF since **Loucheiz Purifoy** in 2013.
- The blocked punt was the first stat Stephens has recorded throughout his career at UF and has him tied for second in the nation against ranked opponents.
- Longsnapper **RYAN FARR** recorded the first tackle of his career on a Townsend 55-yard punt.
- Last weekend, Michigan's average yard line to start a drive was the 33-yard line, while Florida averaged a start at the 24-yard line.

GAME-WINNING FIELD GOALS IN UF HISTORY

(2:30 or less remaining in the game)

Name	Date	Opp.	Distance	Time	Final
Austin Hardin	11/7/15	Vanderbilt	43	2:22	9-6
Chas Henry	10/30/10	Georgia	37	OT	34-31
Caleb Sturgis	10/17/09	Arkansas	27	:09	23-20
Matt Leach	11/1/03	Georgia	33	:33	16-13
Arden Czyzewski	10/7/89	LSU	41	:00	16-13
Brian Clark	11/15/80	Kentucky	34	N/A	17-15
Wayne Barfield	11/11/67	Georgia	31	N/A	17-16
Steve Spurrier	10/29/66	Auburn	40	2:12	30-27
Bob Lyle	9/26/64	Miss. State	41	:00	16-13
Billy Cash	10/22/60	LSU	35	N/A	13-10

GATORS IN THE SWAMP

ON THE FIELD

- Florida's .855 (147-25) winning percentage at Ben Hill Griffin Stadium at Florida Field since 1990 is the top mark in the nation. Best Home Winning Percentage (nation - since 1990)
 - 1. FLORIDA.....147-25.....855**
 - Florida State.....134-22-1.....854
 - Nebraska.....156-27.....852
 - Kansas State.....143-31-1.....817
 - Texas A&M.....132-39-1.....767
- Here is how the Gators' record breaks down at home since 1990:
 - Overall.....147-25
 - SEC.....77-17
 - SEC East.....51-6
 - SEC West.....27-11
 - Non-Conference.....69-8
 - Top-25 Teams.....27-15
 - Top-10 Teams.....15-8
 - Top-5 Teams.....11-6
 - Unranked Teams.....119-10
 - At Night (6 p.m. or later).....47-12
- Since 1990, Florida has outscored its opponents by a combined 6,535 to 2,665 at home, putting the average outcome at 38.0 to 15.5 in favor of the Gators and making the average outcome a 22.5-point win.
- The Gators had two significant winning streaks at The Swamp in the 1990s: a 23-game streak from 1990-93 and a 30-game streak from 1994-99. In 154 home games from 1990-2015, UF has scored 31 or more points 105 times and held its opponent to 14 or less points 91 times.
- With a 7-0 performance in The Swamp in 2012, the Gators matched the 2006 and 2009 squads in finishing with the most wins at home in a season. In 2016, Florida achieved its first undefeated record at home (5-0) since 2012.
- The Gators are currently 12-1 at Ben Hill Griffin Stadium under Jim McElwain.
- The Gators also have the fourth-most wins of any SEC team since 2003:
 - Alabama.....149
 - LSU.....145
 - Georgia.....137
 - 4. FLORIDA.....129**
 - Auburn.....125

IN THE STANDS

- Florida broke its single-game attendance record in 2015, drawing 90,907 to The Swamp for the Nov. 28 showdown against Florida State. It marked the largest crowd ever to watch a football game in the state of Florida. The state has hosted 14 Super Bowls, three BCS national title games and has featured 18 bowl games that included a team that went on to win at least a share of the national title.
- Florida drew 90,227 fans for the head coach Jim McElwain's debut against New Mexico State in 2015, which was the largest opening-day crowd since 2009.
- Florida had six 90,000-plus crowds in six of its home games in 2016, which marks UF's most since 2010.
- UF sold-out its student season tickets for the entire 2017 season prior to the beginning of the season.
- The crowd of 90,907 for the UF-FSU game on Nov. 28, 2009, is the second-highest single-game total in school history.
- UF set a school attendance record during the 2009 season, averaging 90,635 per game, which ranked ninth in the nation. That broke the previous standard, set in 2008 when the Gators averaged 90,544. Florida averaged a crowd of 90,065 at home during the 2015 season.
- The largest crowd for a home opener at The Swamp was 90,707 in UF's 2005 win over Wyoming in Urban Meyer's first game as head coach of the Gators. The 2009 opener (90,621) was the second-largest.

TITLE CENTRAL

Florida is one of four schools to win three outright national titles since 1990. The 2006 and 2008 championships were won in the BCS National Championship Game, and Florida was the unanimous pick in all four major polls in 1996.

NATIONAL TITLES (SINCE 1990)

Team	Years	Titles
Alabama	1992, 2009, 2011, 2012, 2015	5
FLORIDA	1996, 2006, 2008	3
Florida State	1993, 1999, 2013	3
Nebraska	1994, 1995, 1997*	3
LSU	2003*, 2007	2
Miami (Fla.)	1991*, 2001	2
Ohio State	2002, 2014	2
Southern Cal	2003*, 2004	2

*Split title

SEC CHAMPIONSHIP GAME WINS

FLORIDA	7
Alabama	7
LSU	4
Auburn	3
Georgia/Tennessee	2

SEC CHAMPIONSHIP GAME APPEARANCES

FLORIDA	12
Alabama	11
Georgia/LSU/Tennessee	5
Auburn	5
Arkansas	3
Missouri	2
Ole Miss/South Carolina	1

COLLEGE LEADERS SINCE 1990

WINS

1. Ohio State	271
2. FLORIDA	259
3. Florida State	256
4. Nebraska	256
5. Boise State	254

TOP-5 FINISHES (AP POLL)

1. Florida State	14
2. FLORIDA	13
3. Michigan	8
3. Nebraska	8
5. Tennessee	7

TOP-10 FINISHES (AP POLL)

1. FLORIDA	17
2. Florida State	17
3. Michigan	14
3. Tennessee	13
5. Miami (FL)	12
6. Penn State	12
7. Nebraska	10



Jim McElwain was announced as the 25th head coach of the Florida football program on December 4, 2014. Since then, McElwain has guided the Gators to the second-most wins in the Southeastern Conference (19) and back-to-back SEC Eastern Division titles.

In addition, McElwain's 13 conference wins ranks second in the conference since the start of 2015. Overall, the Gators are 19-8 under McElwain, which ties Steve Spurrier for the second-most victories by a UF head coach through his first two seasons. Also with his back-to-back SEC East titles, McElwain became the first coach in league history to reach the SEC Championship in his first two seasons as a head coach.

Only McElwain, former LSU coach Les Miles (2005) and Auburn's Gus Malzhan (2013) reached the title game in their first season.

During his first season in 2015, McElwain led the Gators to a 10-4 overall record, making him the first coach in Florida football history to win 10 games in his inaugural campaign. In addition, McElwain became the 10th coach in SEC history to win 10 games in his first season as head coach, and one of only six to do it after inheriting a team that won less than nine games the year prior to his arrival.

During the regular season, Florida improved from a 6-5 mark in 2014 to a 10-2 regular season in 2015. The four-game turnaround tied the third-biggest one-year leap, in terms of wins, for the program in 32 years (0-10-1 in 1979, 7-4 regular season in 1980 and 6-6 in 2011, 11-1 regular season in 2012).

With all the success came an excitement level around The Swamp that brought Gator Nation out in droves. In 2015, UF led the state with an average attendance of 90,065 for its seven home games – up almost 5,000 fans per game from 2014.

All of that cumulated in him being voted the 2015 SEC Coach of the Year by his peers and the media, becoming the only coach in school history to garner both awards in his debut season at UF.

McElwain backed those accolades up in 2016.

The Gators finished the 2016 season 9-4 and were the SEC Eastern Division champions with a 6-2 league mark.

With its win late in the season at LSU, Florida clinched its second-straight SEC East title, which secured its conference-record 12th appearance in the SEC Championship Game. That win in Tiger Stadium marked Florida's first road win over an SEC Western Division opponent since 2012 (Texas A&M) and its first win in Baton Rouge since 2009.

In addition, Florida defended its home turf in 2016, as the Gators were one of two schools in the conference to notch a perfect record at home (5-0).

Two trends have been constant since McElwain's arrival on campus, great defense and freshman production.

First off, defense.

Overall since 2015, Florida has boasted a top-10 defense nationally.

During McElwain's first season in 2015, the Gators ranked eighth nationally (third in the SEC) in total defense, allowing just 310.2 yards per game. Florida was the only team in the country to hold four FBS opponents to a third-down conversion rate of less than 17 percent. Additionally, the Gators were one of three teams to hold two FBS opponents under 10 percent in that category.

After losing five starters to the NFL, including two first-round picks, the Gators were even better on defense in 2016. UF ranked fifth nationally (second in the SEC) in total defense, allowing just 293.0 yards per game. Also, the Gators had the top pass defense in the conference and the second best in the country, allowing opponents to tally just 148.5 ypg. through the air.

In addition, UF led the country in team passing efficiency defense (92.87) and ranked sixth in scoring defense (16.8). Florida also had four interceptions returned for touchdowns in 2016, which was its most since returning four in 2010.

Secondly, freshmen production.

In 27 total games under head coach Jim McElwain, true freshmen have accomplished the following: 231 total games played, 59 starts on offense/defense, 17 total touchdowns, 172 rushes for 778 yards, 87 receptions for 1,522 yards, 150 tackles, 15.5 tackles-for-loss and 5.5 sacks.

In the 2017 Outback Bowl, rookie Chauncey Gardner joined two-way standout Dave Hudson (1958 Gator Bowl), Tony Lilly (1983 Gator) and Ahmad Black (2011 Outback) as the only UF defensive backs to be named a bowl MVP. He also became the second true freshman in program history to win a Bowl MVP Award, joining Emmitt Smith (1987).

During that game against Iowa, Gardner had a pair of interceptions (one returned for a touchdown) and two tackles. Gardner recorded the first multi-interception game by a freshman since Nov. 13, 2004 when Kyle Jackson had two INTs against South Carolina.

Offensively, Florida has had three true freshman wide receivers record 100-yard receiving games in program history. Two of those three were in the last two seasons. Antonio Callaway achieved this mark in 2015, while Tyrie Cleveland followed his lead in 2016.

Keeping with the offense, running back Jordan Scarlett had a streak of six consecutive games with a rushing touchdown (UK-UGA) in 2016, which tied Kelvin Taylor (2015) and Tim Tebow (2009) for the longest streak by a Gator since Percy Harvin did it in the final seven games of the 2008 season.

Complementing the ground game, McElwain ushered in a passing attack in 2015 that became only the fifth Gator squad since 1996 to throw at least 20 touchdown passes and fewer than 11 interceptions. In addition, UF's 405 attempts in 2015 were the most by any of the other Gator teams (2005, 2007, 2008, 2009) that accomplished that feat.

UF continued that trend in 2016 as the Gators recorded 410 attempts through the air, which was the most by any Gator team since Florida threw the ball 517 times in 2002.

THE McELWAIN FILE

Birthdate: March 1, 1962 (age 55)

Hometown: Missoula, Montana

Education: Eastern Washington, 1984

Family: He and his wife, Karen, have three children: JoHanna, Elizabeth and Jerret

Playing Career: An all-state quarterback at Missoula (Montana) Sentinel High School, McElwain played quarterback at Eastern Washington from 1980-83 and earned his degree in Education from EWU in 1984.

JIM McELWAIN'S RECORD BREAKDOWN

	2017	UF	Total
Overall.....	1-1.....	20-9.....	42-25
Playing at home.....	1-0.....	12-1.....	25-6
Playing on the road.....	0-0.....	5-4.....	11-14
Playing at a neutral site.....	0-1.....	3-4.....	6-5
In bowl games.....	0-0.....	1-1.....	2-1
In overtime.....	0-0.....	1-0.....	2-0
More than 7 days to prepare.....	1-1.....	5-2.....	8-4

In August.....	0-0.....	0-0.....	1-0
In September.....	1-1.....	8-2.....	13-10
In October.....	0-0.....	6-1.....	13-4
In November.....	0-0.....	5-3.....	13-8
In December.....	0-0.....	0-2.....	1-3
In January.....	0-0.....	1-1.....	1-1

Outrushing opponent.....	0-0.....	13-0.....	29-1
When rushing for 200 yards.....	0-0.....	5-0.....	19-1
When rushing for 300 yards.....	0-0.....	0-0.....	2-1
When rushing for 400 yards.....	0-0.....	0-0.....	0-0
Outrushed by opponent.....	1-1.....	7-9.....	13-24
When allowing 300 yards rushing.....	0-0.....	0-0.....	1-2
Rushing yards are the same.....	0-0.....	0-0.....	0-0

Outpassing opponent.....	0-0.....	13-3.....	25-11
When passing for 300 yards.....	0-0.....	3-0.....	11-6
When passing for 400 yards.....	0-0.....	0-0.....	3-1
Outpassed by opponent.....	1-1.....	7-5.....	17-13
When allowing 300 yards passing.....	0-0.....	1-1.....	6-6
When allowing 400 yards passing.....	0-0.....	0-0.....	1-3

More total offense than opponent.....	0-0.....	15-0.....	32-4
When having 400 + total offense.....	0-0.....	6-1.....	24-7
When having 500 + total offense.....	0-0.....	3-0.....	15-2
When having 600 + total offense.....	0-0.....	1-0.....	5-1
Less total offense than opponent.....	1-1.....	5-7.....	10-19
When allowing 400 + total offense.....	1-1.....	3-6.....	13-17
When allowing 500 + total offense.....	0-0.....	0-1.....	5-5

Committing fewer turnovers.....	0-0.....	10-1.....	17-11
Committing more turnovers.....	0-1.....	4-4.....	11-8
Turnovers are even.....	1-0.....	6-4.....	14-6

Scoring first.....	1-1.....	16-4.....	33-9
Opponent scores first.....	0-0.....	4-5.....	9-16

Leading after the first quarter.....	1-1.....	15-3.....	30-6
Trailing after the first quarter.....	0-0.....	1-4.....	5-15
Tied after the first quarter.....	0-0.....	4-2.....	7-4
Leading at halftime.....	1-1.....	16-2.....	32-4
Trailing at halftime.....	0-0.....	3-7.....	8-21
Tied at halftime.....	0-0.....	1-0.....	2-0
Leading after the third quarter.....	1-0.....	18-1.....	36-2
Trailing after the third quarter.....	0-1.....	2-7.....	5-22
Tied after the third quarter.....	0-0.....	0-1.....	1-2

Scoring 0-10 points.....	0-0.....	1-3.....	1-7
Scoring 11-20 points.....	0-1.....	5-4.....	7-10
Scoring 21-30 points.....	1-0.....	8-2.....	10-7
Scoring 31-40 points.....	0-0.....	4-0.....	11-1
Scoring 41-plus points.....	0-0.....	2-0.....	13-0
Opponent scores 0-10 points.....	0-0.....	13-0.....	13-0
Opponent scores 11-20 points.....	1-0.....	5-0.....	15-2
Opponent scores 21-30 points.....	0-0.....	2-3.....	9-6
Opponent scores 31-40 points.....	0-1.....	0-4.....	2-6
Opponent scores 41-plus points.....	0-0.....	0-2.....	3-7

Individual 100-yard rusher.....	0-0.....	7-1.....	22-5
Individual 300-yard passer.....	0-0.....	1-0.....	9-4
Opponent 100-yard rusher.....	1-1.....	6-7.....	17-15
Opponent 300-yard passer.....	0-0.....	1-1.....	6-6

RECORD AS A HEAD COACH

Year	School	Record	Conference Record	Conference Finish	Postseason
2012	Colorado State	4-8	3-5	7th Overall	
2013	Colorado State	8-6	5-3	3rd in Division	Won New Mexico Bowl vs. Washington State, 48-45
2014	Colorado State	10-2	6-2	2nd in Division	McElwain did not coach bowl game
2015	Florida	10-4	7-1	1st in Division	Lost Buffalo Wild Wings Citrus Bowl vs. UM, 41-7
2016	Florida	9-4	6-2	1st in Division	Won Outback Bowl vs. Iowa, 30-3

**DOUG NUSSMEIER****Offensive Coordinator/Quarterbacks**

- Has tutored four 3,000-yard passers in 13 seasons coaching college quarterbacks.
- In nine seasons as a coordinator, his offenses have produced seven individual 1,000-yard rushing seasons
- UF has had three true freshman wide receivers record 100-yard receiving games in program history. Two of those three were in the last two seasons. Antonio Callaway achieved that mark in 2015, while Tyrie Cleveland followed his lead in 2016.
- For the second year in a row, six Gators recorded multiple receiving touchdowns in 2016.

**COREY BELL****Defensive Backs**

- Coached a pair of FAU defensive backs to Conference USA Honorable Mention honors in 2016.
- Tutored cornerback Cre'von LeBlanc to C-USA Second Team honors in 2015 as he led the league with four interceptions.
- After Bell coached D'Joun Smith in 2014 to 53 tackles, a team leading eight passes defended and one interception, Smith was a third round pick in the 2015 NFL Draft by the Indianapolis Colts.

**KERRY DIXON II****Wide Receivers**

- Dixon has spent 12 years coaching the offensive side of the ball, including one season as an offensive coordinator.
- In program history, Florida has had three true freshman record a 100-yard receiving. Dixon has tutored two of those three players (Tyrie Cleveland, 2016; Antonio Callaway, 2015).
- During each of his first two seasons at UF, six different Gators collected multiple receiving touchdowns. Prior to 2015, the last time Florida accomplished that feat was in 2008.

**CHRIS RUMPH****Co-Defensive Coordinator/Defensive Line**

- Under Rumph's direction in 2016, UF's rush defense (144.5 ypg.) ranked fifth in the SEC and the Gators finished fourth in the conference in sacks (31).
- UF allowed an average of 3.84 yards per rush, which tied for 32nd-lowest in the country and ranked fourth-lowest in the SEC.
- Against Georgia in 2016, Florida shut down Bulldog standout running back Nick Chubb, limiting him to 20 yards on nine carries (2.2 yards per carry). Chubb entered the game with career averages of 110.8 yards per game and 6.7 yards per carry.

**TIM SKIPPER****Linebackers**

- A versatile teacher, Skipper has coached on both sides of the ball and has served for all or parts of four seasons as a defensive coordinator.
- Tutored Jordan Scarlett who carried the load for the Gators' offense in 2016. Statistically, he led the team with 179 carries, 889 rushing yards and six touchdowns.
- Scarlett's 889 yards rushing was the most by a Florida freshman or sophomore running back since 1995.

**RANDY SHANNON****Defensive Coordinator**

- Has 25 years of coaching experience, and has won three national championships as a player and coach.
- Shannon helped oversee a defense in 2016 that ranked fifth nationally (second in the SEC) in total defense, allowing just 293.0 yards per game. In addition, UF had the top pass defense in the conference and the second-best in the country, allowing opponents to tally just 148.5 ypg. through the air.
- Florida had four interceptions returned for touchdowns in 2016, which is the most since returning four in 2010.

**BRAD DAVIS****Offensive Line**

- In all, Davis has coached 13 all-conference offensive linemen and one All-America selection since 2009.
- During his lone season at East Carolina (2015), Davis guided the duo of running back Chris Hairston and quarterback James Summers to combine for 1,200 yards rushing and 16 touchdowns.
- Davis coached an offense at James Madison (2014) that stood 10th in total offense (484.6 ypg.), 17th in scoring (35.7 ppg.) and 21st in both rushing and passing.

**GREG NORD****Special Teams Coordinator/Tight Ends**

- In 2016, DeAndre Goolsby tied for first on the team with three touchdown catches & finished third on the team in receptions (38) and receiving yards (342).
- Goolsby totaled eight receptions at Vanderbilt, which was the most by a Gator tight end in a game since the 2009 SEC Championship Game, and it was only one shy of tying the single-game school record held by three other Gators.
- In 2015, Jake McGee and Goolsby were one of six FBS tight end duos, and the only pair of Gator tight ends since 1996 to each finish a campaign with 275-plus receiving yards and one receiving touchdown.

**JA'JUAN SEIDER****Running Backs**

- In his second stint at WVU, Seider tutored Wendell Smallwood, who was the Big 12 rushing champion in 2015 with 1,519 yards. Smallwood was an All-Big 12 Second-Team selection and a fifth-round NFL Draft selection of the Philadelphia Eagles a year ago.
- In 2014, he coached a WVU offense that ranked No. 9 nationally in passing offense, No. 11 in first down offense, No. 12 in total offense and No. 34 in scoring offense.

**MIKE KENT****Director of Strength & Conditioning**

- Mike Kent joined the Florida football staff as the Director of Strength & Conditioning following a three-year stint in the same role at Colorado State under head coach Jim McElwain.
- Kent, who trained Darrelle Revis, Jordy Nelson and Deion Branch during their college careers, has 36 years of experience as a coach of football student-athletes, a career that includes 33 years as a highly-respected strength and conditioning instructor. He was recognized in 2013 as Master Strength and Conditioning Coach by the Collegiate Strength and Conditioning Coaches association, which signifies a commitment to student-athletes and the strength and conditioning profession.

2017 NUMERICAL ROSTER

##	Name	Pos.	Ht.	Wt.	Cl.
2	Brad Stewart	DB	6-0	191	Fr.
3	Marco Wilson	CB	6-0	177	Fr.
4	Brandon Powell	WR	5-8	189	Sr.
5	CJ Henderson	CB	6-1	186	Fr.
6	Brian Edwards	DB	6-2	183	Fr.
7	Duke Dawson	DB	5-11	202	Sr.
8	Nick Washington	DB	6-0	198	R-Sr.
8	Malik Zaire	QB	6-0	226	Gr.
9	Dre Massey	WR	5-9	186	R-Jr.
10	Josh Hammond	WR	6-1	187	So.
11	Vosean Joseph	LB	6-1	227	So.
11	Kyle Trask	QB	6-5	239	R-Fr.
12	Jake Allen	QB	6-3	199	Fr.
12	C.J. McWilliams	DB	5-11	179	R-Fr.
13	Feleipe Franks	QB	6-6	227	R-Fr.
13	Donovan Stiner	S	6-1	198	Fr.
14	Luke Del Rio	QB	6-1	215	R-Jr.
15	Eddy Pineiro	K	5-11	178	R-Jr.
16	Brian Fallace	TE	6-4	212	R-Jr.
16	Freddie Swain	WR	6-0	194	So.
17	Jordan Sherit	DL	6-4	254	R-Sr.
17	Kadarius Toney	ATH	5-11	194	Fr.
18	Daquon Green	WR	6-1	195	Fr.
19	Johnny Townsend	P	6-1	202	R-Sr.
20	Malik Davis	RB	5-11	194	Fr.
21	McArthur Burnett	DB	5-9	157	R-Fr.
22	Lamical Perine	RB	5-11	218	So.
23	Chauncey Gardner, Jr.	DB	6-0	207	So.
24	Mark Thompson	RB	6-2	239	R-Sr.
25	Erik Askeland	WR	6-0	179	Fr.
25	Jordan Scarlett	RB	5-11	206	Jr.
26	Marcell Harris	DB	6-0	208	R-Sr.
27	Quincy Lenton	DB	5-11	205	R-Jr.
27	Joshua Tse	WR	5-7	168	Fr.
28	Kylan Johnson	LB	6-2	236	R-So.
29	Jack Ruskell	QB	6-2	195	Fr.
29	Jeawon Taylor	DB	6-0	206	So.
30	DeAndre Goolsby	TE	6-4	239	Sr.
30	Garrett Stephens	DB	5-9	190	R-Sr.
31	Shawn Davis	DB	5-11	191	Fr.
32	Adarius Lemons	RB	6-0	201	Fr.
33	David Reese	LB	6-1	239	So.
34	Lacedrick Brunson	LB	6-1	229	Fr.
35	Joseph Putu	DB	6-0	194	Sr.
36	Eddie Giles	DB	5-8	164	R-Jr.
37	Tyriek Hopkins	RB	5-8	178	R-So.
37	Patrick Mooror	DB	6-1	155	Fr.
38	Anthony Gilga	DB	5-11	187	R-Jr.
38	Nick Delrich	DB	6-1	198	R-Fr.
39	Ryan Ferguson	TE	6-3	219	R-Jr.
39	Jacob Messenger	WR	5-8	174	R-Jr.
40	Nick Smith	LB	6-1	213	Fr.
41	Ryan Farr	LS	6-0	221	Jr.
41	James Houston	LB	6-1	226	Fr.
42	Nick Sproles	QB	6-2	211	R-Fr.
43	Cristian Garcia	LB	6-1	231	R-Sr.
43	Glenn Jarriel	WR	5-8	186	R-So.
44	Rayshad Jackson	LB	6-0	217	R-So.
44	Tucker Nordman	WR	6-1	190	R-So.
45	Charles Nordman	WR	6-0	194	R-So.




2017 ALPHABETICAL ROSTER

##	Name	Pos.	Ht.	Wt.	Cl.	Exp.	Hometown/Last School
53	Brendan Ackerman	LB	5-11	221	Fr.	HS	Ocala/Forest
12	Jake Allen	QB	6-3	199	Fr.	HS	Fort Lauderdale/St. Thomas Aquinas
98	Luke Ancrum	DL	6-5	263	R-So.	1L	Sebring/Sebring
25	Erik Askeland	WR	6-0	179	Fr.	HS	Indian Harbour Beach / Satellite
78	Ricardo Benalcazar	OL	6-7	352	Sr.	SQ	Miramar/Archbishop McCarthy
34	Lacedrick Brunson	LB	6-1	229	Fr.	HS	Miami/Miami Jackson
93	Taven Bryan	DL	6-4	291	R-Jr.	2L	Casper, Wyo./Natrona County
66	Nick Buchanan	OL	6-3	283	R-So.	SQ	Dunwoody, Ga./Dunwoody
21	McArthur Burnett	DB	5-9	157	R-Fr.	SQ	Pahokee/Pahokee
81	Antonio Callaway	WR	5-10	193	Jr.	2L	Miami/Booker T. Washington
55	Kyree Campbell	DL	6-3	305	Fr.	HS	Woodbridge, Va./Wyoming Seminary Upper School
94	Zachary Carter	DE	6-4	270	Fr.	HS	Tampa/Hillsborough
54	Khairi Clark	DL	6-1	315	R-Jr.	2L	Hollywood/Chaminade-Madonna College Prep
90	Antonneous Clayton	DL	6-2	254	So.	1L	Vienna, Ga./Dooley County
89	Tyrie Cleveland	WR	6-2	205	So.	1L	Houston, Texas/Westfield
57	Elijah Conliffe	DE	6-4	317	Fr.	HS	Hampton, Va./Hampton
52	Quaylin Crum	LB	5-11	216	Fr.	HS	Orlando / University
95	Keivonnis Davis	DL	6-3	253	Jr.	2L	Miami/Miami Central
20	Malik Davis	RB	5-11	194	Fr.	HS	Tampa/Jesuit
31	Shawn Davis	DB	5-11	191	Fr.	HS	Miami/Southridge
7	Duke Dawson	DB	5-11	202	Sr.	3L	Cross City/Dixie County
14	Luke Del Rio	QB	6-1	215	R-Jr.	1L	Santa Rosa Beach/Valor Christian HS/Alabama/Oregon State
79	Jean DeLance	OL	6-5	314	So.	TR	Mesquite, Texas / North Mesquite
68	Richerd Desir-Jones	DL	6-0	290	R-So.	SQ	Fort Lauderdale/St. Thomas Aquinas
48	Brett DioGuardi	LS	6-3	230	R-Fr.	SQ	Windermere/Windermere Prep
91	Marlon Dunlap	DL	6-3	328	So.	TR	Charlotte, N.C. / West Charlotte
6	Brian Edwards	DB	6-2	183	Fr.	HS	Hollywood/Miramar
16	Brian Fallace	TE	6-4	212	R-Jr.	SQ	Satellite Beach/Palm Bay
41	Ryan Farr	LS	6-0	221	Jr.	2L	Henderson, Nev./Coronado
39	Ryan Ferguson	TE	6-3	219	R-Jr.	SQ	Largo/Indian Rocks
86	Jacob Finn	P	6-2	188	R-Fr.	SQ	Jacksonville/Paxon School
72	Stone Forsythe	OL	6-7	329	R-Fr.	SQ	Winter Garden/West Orange
13	Feleipe Franks	QB	6-6	227	R-Fr.	SQ	Crawfordville/Wakulla
88	Kemore Gamble	TE	6-3	255	Fr.	HS	Miami/Miami Southridge
43	Cristian Garcia	LB	6-1	231	R-Sr.	1L	Miami/Belen Jesuit Prep
23	Chauncey Gardner, Jr.	DB	6-0	207	So.	1L	Cocoa/Cocoa
36	Eddie Giles	DB	5-8	164	R-Jr.	SQ	Jupiter/Dwyer
38	Anthony Gilga	DB	5-11	187	R-Jr.	SQ	Clermont/South Lake
69	Marcus Givens	OL	6-0	262	R-So.	SQ	St. Augustine/Nease
30	DeAndre Goolsby	TE	6-4	239	Sr.	3L	Derby, Kan./Derby
46	Harry Gormto	TE	6-1	189	R-So.	SQ	Fort Walton Beach/Choctawhatchee
97	Jon Gould	P	6-0	180	R-So.	SQ	Elkridge, Md./Howard
18	Daquon Green	WR	6-1	195	Fr.	HS	Tampa/Tampa Bay Tech
10	Josh Hammond	WR	6-1	187	So.	1L	Hallandale/Hallandale
53	Kavaris Harkless	OL	6-4	311	R-Jr.	1L	Jacksonville/Trinity Christian Academy
26	Marcell Harris	DB	6-0	208	R-Sr.	3L	Orlando/Dr. Phillips
61	Brett Heggie	OL	6-4	330	R-Fr.	SQ	Mount Dora/Mount Dora
5	CJ Henderson	CB	6-1	186	Fr.	HS	Miami/Columbus
37	Tyriek Hopkins	RB	5-8	178	R-So.	SQ	St. Petersburg/Lakewood
41	James Houston	LB	6-1	226	Fr.	HS	Fort Lauderdale/American Heritage
71	Christopher Howard	LS	6-1	214	Fr.	HS	Ponte Verde Beach/Ponte Verda
73	Martez Ivey	OL	6-5	315	Jr.	2L	Apopka/Apopka
87	Kalif Jackson	WR	6-4	236	R-So.	SQ	Jacksonville/Fletcher
44	Rayshad Jackson	LB	6-0	217	R-So.	1L	Miami/Miami Norland
43	Glenn Jarriel	WR	5-8	186	R-So.	SQ	Okeechobee/Glades Day
96	Cece Jefferson	DL	6-1	242	Jr.	2L	Glen St. Mary/Baker County
74	Fred Johnson	OL	6-6	330	Jr.	2L	West Palm Beach/Royal Palm Beach
28	Kylan Johnson	LB	6-2	236	R-So.	1L	Dallas, Texas/Skyline
64	Tyler Jordan	OL	6-4	310	Jr.	2L	Jacksonville/Bishop Kenny
11	Vosean Joseph	LB	6-1	227	So.	1L	Miami/Norland
79	Daniel Justino	K	5-8	168	R-Fr.	SQ	Green Cove Springs/Middleburg
58	Jahim Lawrence	LB	6-0	224	R-So.	SQ	Hollywood/Miami Norland

2017 ALPHABETICAL ROSTER

#	Name	Pos.	Ht.	Wt.	Cl.	Exp.	Hometown/Last School
32	Adarius Lemons	RB	6-0	201	Fr.	HS	Clearwater/Clearwater
27	Quincy Lenton	DB	5-11	205	R-Jr.	SQ	Meridian, Miss./Meridian
80	C'yontai Lewis	TE	6-4	235	R-Jr.	2L	Eutaw, AL/Northridge
9	Dre Massey	WR	5-9	186	R-Jr.	SQ	Greenville, S.C./Mauldin/Holmes CC
59	T.J. McCoy	OL	6-1	314	R-So.	1L	Clermont/South Lake/N.C. State
12	C.J. McWilliams	DB	5-11	179	R-Fr.	SQ	Miami/Southwest
48	Edwitch Merisier	DB	5-9	182	R-Fr.	SQ	Lehigh Acres/Fort Myers HS
39	Jacob Messenger	WR	5-8	174	R-Jr.	SQ	Sunrise/Piper
77	Andrew Mike	OL	6-6	301	R-Jr.	2L	Tucson, AZ/Sabino
51	Ventrell Miller	LB	5-11	222	Fr.	HS	Lakeland/Kathleen
50	Jeremiah Moon	LB	6-6	228	R-Fr.	SQ	Hoover, Ala./Hoover
75	TJ Moore	OL	6-5	305	Fr.	HS	Charlotte, N.C./Mallard Creek
37	Patrick Moorer	DB	6-1	155	Fr.	HS	Lutz/Lake Travis
45	Charles Nordman	WR	6-0	194	R-So.	SQ	Deland/Deland
44	Tucker Nordman	WR	6-1	190	R-So.	SQ	Deland/Deland
38	Nick Oelrich	DB	6-1	198	R-Fr.	SQ	Newberry/Newberry
22	Lamical Perine	RB	5-11	218	So.	1L	Theodore, Ala./Theodore
47	Austin Perry	DB	5-9	172	Fr.	HS	Orlando/Jones
15	Eddy Pineiro	K	5-11	178	R-Jr.	1L	Miami/Sunset/ASA CC
99	Jachai Polite	DL	6-2	260	So.	1L	Daytona Beach/Mainland
4	Brandon Powell	WR	5-8	189	Sr.	3L	Deerfield Beach/Deerfield Beach
98	Jorge Powell	K	5-9	176	R-Jr.	1L	Coral Gables/Belen Jesuit Prep
35	Joseph Putu	DB	6-0	194	Sr.	1L	Providence, R.I./Mount Pleasant/NDSCS
45	R.J. Raymond	LB	6-2	253	R-Jr.	1L	Atlantic Beach/Fletcher
33	David Reese	LB	6-1	239	So.	1L	Farmington, Mich./Farmington
47	Isaac Ricks	RB	5-8	223	Fr.	HS	Jacksonville/Terry Parker
51	Antonio Riles	OL	6-4	328	R-Jr.	2L	Lawrenceville, Ga./Archer
85	James Robinson	WR	6-4	205	Fr.	HS	Lakeland/Lakeland
70	Tanner Rowell	OL	6-2	298	R-Fr.	SQ	Melbourne/Melbourne
29	Jack Ruskell	QB	6-2	195	Fr.	HS	Libertyville, Ill./Libertyville
86	Andres Saldivar	TE	6-2	209	R-So.	HS	Miami/Coral Gables Senior
25	Jordan Scarlett	RB	5-11	206	Jr.	2L	Fort Lauderdale/St. Thomas Aquinas
17	Jordan Sherit	DL	6-4	254	R-Sr.	3L	Tampa/Hillsborough
56	Tedarrell Slaton	DL	6-4	358	Fr.	HS	Fort Lauderdale/American Heritage
42	Jordan Smith	DL	6-7	242	R-Fr.	SQ	Lithonia, Ga./Lithonia
40	Nick Smith	LB	6-1	213	Fr.	HS	Orlando/Dr. Phillips
42	Nick Sproles	QB	6-2	211	R-Fr.	SQ	Winter Park/Winter Park
30	Garrett Stephens	DB	5-9	190	R-Sr.	2L	Louisville, Ky./Saint Xavier
82	Moral Stephens	TE	6-4	251	R-Jr.	2L	Perry/Taylor County
2	Brad Stewart	DB	6-0	191	Fr.	HS	New Orleans, La./McDonogh
13	Donovan Stiner	S	6-1	198	Fr.	HS	Bellaire, Texas/Bellaire
16	Freddie Swain	WR	6-0	194	So.	1L	Ocala/North Marion
65	Jawaan Taylor	OL	6-5	334	So.	1L	Cocoa/Cocoa
29	Jeawon Taylor	DB	6-0	206	So.	1L	Montgomery, Ala./Park Crossing
76	Kadeem Telfort	OL	6-6	318	Fr.	HS	Miami, Fla./Booker T. Washington
46	Will Thomas	LB	5-9	237	R-Fr.	SQ	Dunnellon/Dunnellon
24	Mark Thompson	RB	6-2	239	R-Sr.	1L	La Mott, Pa./Cheltenham/Dodge City CC
84	Trey Thompson	WR	6-2	201	Fr.	HS	Jupiter/William T. Dwyer
49	Jacob Tilghman	LS	6-2	214	R-So.	SQ	Daytona Beach/Mainland
17	Kadarius Toney	ATH	5-11	194	Fr.	HS	Eight Mile, Ala./Blount
49	Cameron Town	DB	5-11	192	R-Sr.	SQ	Clearwater/Dunedin
19	Johnny Townsend	P	6-1	202	R-Sr.	3L	Orlando/Boone
88	Tommy Townsend	P	6-1	175	R-So.	SQ	Orlando/Boone/Tennessee
11	Kyle Trask	QB	6-5	239	R-Fr.	SQ	Manvel, Texas/Manvel
27	Joshua Tse	WR	5-7	168	Fr.	HS	Port Orange/Spruce Creek
71	Nick Villano	OL	6-3	312	R-So.	SQ	Wellington/American Heritage
62	James Washington	OL	6-1	241	Fr.	HS	Jacksonville/Trinity Christian Academy
8	Nick Washington	DB	6-0	198	R-Sr.	3L	Jacksonville/Trinity Christian Academy
59	Danny Weldon	LB	6-1	225	R-So.	SQ	Tampa/Tampa Catholic
83	Rick Wells	WR	6-0	202	R-Fr.	SQ	Jacksonville/Raines
3	Marco Wilson	CB	6-0	177	Fr.	HS	Fort Lauderdale/American Heritage
8	Malik Zaire	QB	6-0	226	Gr.	TR	Kettering, Ohio/Archbishop Alter/Notre Dame
92	Jabari Zuniga	DL	6-3	246	R-So.	1L	Marietta, Ga./Sprayberry

45	R.J. Raymond	LB	6-2	253	R-Jr.
46	Harry Gornito	TE	6-1	189	R-So.
46	Will Thomas	LB	5-9	237	R-Fr.
47	Austin Perry	DB	5-9	172	Fr.
47	Isaac Ricks	RB	5-8	223	Fr.
48	Brett DioGuardi	LS	6-3	230	R-Fr.
48	Edwitch Merisier	DB	5-9	182	R-Fr.
49	Jacob Tilghman	LS	6-2	214	R-So.
49	Cameron Town	DB	5-11	192	R-Sr.
50	Jeremiah Moon	LB	6-6	228	R-Fr.
51	Ventrell Miller	LB	5-11	222	Fr.
51	Antonio Riles	OL	6-4	328	R-Jr.
52	Quaylin Crum	LB	5-11	216	Fr.
53	Brendan Ackerman	LB	5-11	221	Fr.
53	Kavaris Harkless	OL	6-4	311	R-Jr.
54	Khairi Clark	DL	6-1	315	R-Jr.
55	Kyree Campbell	DL	6-3	305	Fr.
56	Tedarrell Slaton	DL	6-4	358	Fr.
57	Elijah Conliffe	DE	6-4	317	Fr.
58	Jahim Lawrence	LB	6-0	224	R-So.
59	T.J. McCoy	OL	6-1	314	R-So.
59	Danny Weldon	LB	6-1	225	R-So.
61	Brett Heggie	OL	6-4	330	R-Fr.
62	James Washington	OL	6-1	241	Fr.
64	Tyler Jordan	OL	6-4	310	Jr.
65	Jawaan Taylor	OL	6-5	334	So.
66	Nick Buchanan	OL	6-3	283	R-So.
68	Richerd Desir-Jones	DL	6-0	290	R-So.
69	Marcus Givens	OL	6-0	262	R-So.
70	Tanner Rowell	OL	6-2	298	R-Fr.
71	Christopher Howard	LS	6-1	214	Fr.
71	Nick Villano	OL	6-3	312	R-So.
72	Stone Forsythe	OL	6-7	329	R-Fr.
73	Martez Ivey	OL	6-5	315	Jr.
74	Fred Johnson	OL	6-6	330	Jr.
75	TJ Moore	OL	6-5	305	Fr.
76	Kadeem Telfort	OL	6-6	318	Fr.
77	Andrew Mike	OL	6-6	301	R-Jr.
78	Ricardo Benalcazar	OL	6-7	352	Sr.
79	Jean Delance	OL	6-5	314	So.
79	Daniel Justino	K	5-8	168	R-Fr.
80	C'yontai Lewis	TE	6-4	235	R-Jr.
81	Antonio Callaway	WR	5-10	193	Jr.
82	Moral Stephens	TE	6-4	251	R-Jr.
83	Rick Wells	WR	6-0	202	R-Fr.
84	Trey Thompson	WR	6-2	201	Fr.
85	James Robinson	WR	6-4	205	Fr.
86	Jacob Finn	P	6-2	188	R-Fr.
86	Andres Saldivar	TE	6-2	209	R-So.
87	Kalif Jackson	WR	6-4	236	R-So.
88	Kemore Gamble	TE	6-3	255	Fr.
88	Tommy Townsend	P	6-1	175	R-So.
89	Tyrie Cleveland	WR	6-2	205	So.
90	Antonneous Clayton	DL	6-2	254	So.
91	Marlon Dunlap	DL	6-3	328	So.
92	Jabari Zuniga	DL	6-3	246	R-So.
93	Taven Bryan	DL	6-4	291	R-Jr.
94	Zachary Carter	DE	6-4	270	Fr.
95	Keivonnis Davis	DL	6-3	253	Jr.
96	Cece Jefferson	DL	6-1	242	Jr.
97	Jon Gould	P	6-0	180	R-So.
98	Luke Ancrum	DL	6-5	263	R-So.
98	Jorge Powell	K	5-9	176	R-Jr.

13 QB		FELEIPE FRANKS 6-5 227 RFr. Crawfordville, Fla.	COMP 23	ATT 37	YDS 287	TD/INT 2/1	LAST GAME (9/16/17 - vs. Tennessee): Started at QB for a second consecutive game... Completed 18 of 28 passes for 212 yards, two touchdowns and one interception... Won the game on a 63-yard touchdown pass to Tyrrie Cleveland as time expired. Prior to Florida: Participated in the 2016 US Army All-American Bowl in San Antonio, Texas... 2015 Elite 11 Finalist (was on the final squad of eleven and was the first invited to the competition)... Participated in Nike's The Opening 2015 in Beaverton, Oregon... Named Class 5A Second Team All-State as both a junior and senior... Led his team to a 13-2 record as a senior and reached the Class 5A State Championship Game.
22 QB		LAMICAL PERINE 5-11 218 So. Mobile, Ala.	ATT 18	YDS 63	AVG 3.5	TD --	LAST GAME (9/16/17 - vs. Tennessee): Started the game at running back... Gained 55 yards on a team-high 11 carries. 2016: One of 14 FBS true freshmen to post multiple 100-yard rushing games (one of eight to post both 100-yard games against a Power Five opponent) ... First UF freshman running back since Jeff Demps in 2008 to have multiple 100-yard SEC games ... 16th UF true freshman since 1955 to rush for 100 yards in a game... Career: Appeared in 15 games, amassing 484 rushing yards and one touchdown on 109 carries... Prior to Florida: 2015 Class 7A All-State First Team ... Amassed 1,416 rushing yards and 18 total touchdowns as a junior at Theodore HS ... Paid for his own bus ticket to visit UF for a camp in the summer of 2014.
24 RB		MARK THOMPSON 6-2 239 R Sr. La Mott, Pa.	ATT 12	YDS 43	AVG 3.6	TD --	LAST GAME (9/16/17 - vs. Tennessee): Gained 30 yards on seven carries. 2016: Played in 12 games and recorded four starts... Totaled 68 carries, 299 yards and two touchdowns on the ground... Had a season-high 15 rushes against Kentucky and a season-best 85 yards against North Texas... Finished with four receptions for 105 yards and one touchdown... Career: Appeared in 14 games, amassing 342 rushing yards and two touchdowns on 80 carries... Prior to Florida: Played two seasons at Dodge City (Kansas) CC... Named a Second Team NJCAA All-American... Dodge City's all-time rushing touchdown leader (26 total).
4 WR		BRANDON POWELL 5-8 189 Sr. Deerfield Beach, Fla.	REC 5	YDS 48	AVG 9.6	TD 1	LAST GAME (9/16/17 - vs. Tennessee): Caught three passes for 40 yards, including his first touchdown reception of the season. 2016: Had 59 yards on a career-high nine receptions against Alabama... 2015: Ranked third on the team in receiving TDs (3) and receiving yards (390), while his 29 receptions ranked fourth ... Career: Appeared in 40 games, starting 22 ... Owns 94 catches for 972 yards and 7 touchdowns; 37 rushes for 107 yards and 1 touchdown ... Became the first UF freshman on offense to score in a season opener since Trey Burton (Sept. 3, 2010, vs. Miami (Ohio)) with a rushing TD in the 2014 rout of Eastern Michigan.
10 WR		JOSH HAMMOND 6-1 187 So. Hallandale, Fla.	REC 6	YDS 93	AVG 15.5	TD --	LAST GAME (9/16/17 - vs. Tennessee): Caught three passes for 22 yards. 2016: Appeared in all 13 games throughout the season, tallying three starts... Totaled 177 receiving yards on 14 receptions... Recorded his best statistical game in his first collegiate start, registering two catches for 72 yards. Career: Played in 15 games, catching 20 passes for 270 yards. Prior to Florida: Played in the 2016 Under Armour All-American Game in Orlando... Earned a spot on the 2015 Class 5A First Team All-State team... Recorded 25 receptions for 413 yards and six touchdowns in his junior season... Younger brother of former Gator Frankie Hammond.
17 ATH		KADARIUS TONEY 5-11 194 Fr. Mobile, Ala.	REC 6	YDS 67	AVG 11.2	TD --	LAST GAME (9/16/17 - vs. Tennessee): Had a career-high 40 yards on a career-high four receptions. Prior to Florida: Finished his senior season with 2,894 yards and 32 touchdowns through the air and also ran for 894 yards and 15 touchdowns... Named the 2016 Class 6A Back of the Year... Made the 2016 AL.com Super All-State team... Played in the 2016 Alabama-Mississippi All-Star Classic... Named Offensive MVP of the 2016 AL.com All-Coastal Alabama team... Passed for 3,604 yards and 37 touchdowns and rushed for 896 yards and 16 touchdowns in 2015...
89 WR		TYRIE CLEVELAND 6-2 205 So. Houston, Texas	REC 9	YDS 149	AVG 16.6	TD 1	LAST GAME (9/16/17 - vs. Tennessee): Led the team with five receptions and 93 yards... Caught the game-winning touchdown pass from Feleipe Franks as time expired. 2016: Appeared in 11 games, starting four of them... Totaled 14 catches for 298 yards and two touchdowns... Recorded 124 yards and a touchdown against LSU, including a 98-yard reception that ranks as the second longest touchdown passing play in UF history... The reception stands as the longest play by a true freshman in UF history. Career: Appeared in 14 games, recording 23 receptions for 447 yards and three touchdowns. Prior to Florida: Totaled 2,091 yards on 99 receptions for 27 touchdowns during his junior and senior years... Played in the 2016 Under Armour All-America Game in Orlando.
80 TE		C'YONTAI LEWIS 6-4 235 R Jr. Eutaw, Ala.	REC 3	YDS 20	AVG 6.7	TD --	LAST GAME (9/16/17 - vs. Tennessee): Played in his 14th consecutive game, and made his 14th career start... Caught one pass for three yards. 2016: Made 11 starts in 12 games... Ranks fifth on the team in receptions (18), and became the eighth Gator to have a receiving touchdown in 2016... 2015: Appeared in nine games with one start... Reeled in two touchdowns in his first career game against New Mexico State... Career: Appeared in 23 games, starting 14... Has 25 catches for 279 yards and four touchdowns.
59 OL		T.J. MCCOY 6-1 314 R So. Clermont, Fla.	GS 2	RUSH/G 89.5	PASS/G 196.5	PPG 21.5	LAST GAME (9/16/17 - vs. Tennessee): Started at center for the sixth consecutive game. 2016: Appeared in seven games in his 2016 campaign, earning four starts... Made his UF debut against Kentucky in the second week of the season... Came off the bench to play center in Florida's game against South Carolina and never came off the field again, starting the final four contests for the Gators. 2015: Redshirted. Prior to Florida: Helped lead his team to an 8-3 record and the first round of the Florida 6A state championship... Played in the Central Florida All-Star Game... Was ranked No. 89 offensive guard nationally by scout.com... Son of former Gator DT Tony McCoy.
61 OL		BRETT HEGGIE 6-4 330 R Fr. Mount Dora, Fla.	GS 2	RUSH/G 89.5	PASS/G 196.5	PPG 21.5	LAST GAME (9/16/17 - vs. Tennessee): Made his second consecutive start at left guard. Prior to Florida: Played in the 2016 Under Armour All-America Game in Orlando... Participated in The Opening 2015 at the Nike headquarters in Beaverton, Oregon... Named 2015 Florida Class 4A First Team All-State... Named Class 5A First Team All-State as a junior in 2014... Played for Coach Donnie Burchfield.
65 OL		JAWAAN TAYLOR 6-5 334 So. Cocoa, Fla.	GS 2	RUSH/G 89.5	PASS/G 196.5	PPG 21.5	LAST GAME (9/16/17 - vs. Tennessee): Started at right tackle for a 13th consecutive game. 2016: Became the first true freshman to start on opening day since Maurkice Pouncey in 2007, and the first freshman to start on the offensive line since Chaz Green in 2011 ... Made 11 consecutive starts at right tackle to finish the season. Prior to Florida: 2015 Florida Class 4A All-State First Team ... Led Cocoa HS to a 10-3 record as a senior and helped the team reach the semifinals of the FHSAA Class 4A State Playoffs ... Played alongside fellow 2016 UF signee Chauncey Gardner at Cocoa HS.
73 OL		MARTEZY IVEY 6-5 315 Jr. Apopka, Fla.	GS 2	RUSH/G 89.5	PASS/G 196.5	PPG 21.5	LAST GAME (9/16/17 - vs. Tennessee): Started at left tackle for the second consecutive game. 2016: 19 straight starts at left guard prior to the SEC Championship 2015: Played in each of Florida's last 12 games since returning from a preseason injury ... Became the 25th UF true freshman offensive lineman since 2000 to start a game (at No. 6 LSU)... Career: Boasts 27 appearances and 22 starts... Prior to Florida: Played in the U.S. Army All-American Bowl in San Antonio, Texas ... Parade All-American ... MaxPreps All-America First Team ... Two-time Class 8A All-State selection ... Led Apopka High School to Class 8A state titles in 2012 and 2014.
74 OL		FRED JOHNSON 6-6 330 Jr. West Palm Beach, Fla.	GS 2	RUSH/G 89.5	PASS/G 196.5	PPG 21.5	LAST GAME (9/16/17 - vs. Tennessee): Started at right guard for the second consecutive game. 2016: Played in 12 games and started eight... Began the season as Florida's right tackle, but finished the year as UF's starting right guard... 2015: Appeared in eight games, making starts at right tackle against Vanderbilt (Nov. 7) and No. 14 Michigan (Jan. 1) in the Buffalo Wild Wings Citrus Bowl... Career: Appeared in 21 games, starting 12 times ... Made his first career start against Vanderbilt (Nov. 7, 2015)... Prior to Florida: 2014 Class 7A All-State Second Team ... Helped Royal Palm Beach HS to the 2014 Class 7A Regional Championship ... Also played basketball for Royal Palm Beach.
15 K		EDDY PINEIRO 5-11 178 R Jr. Miami, Fla.	FG 3/4	LONG 46	PAT 4/4	PTS 13	LAST GAME (9/16/17 - vs. Tennessee): Went two-for-two on PATs and two-for-two on field goals of 27 and 41 yards ... Recorded five touchbacks on five kickoffs. 2016: Made 11 field goals of 40+ yards (most by a UF kicker in a season since 1996) ... Made two 54-yard field goals (tied sixth-longest in school history) ... Made all three field goal attempts against UMass, becoming the first UF kicker since Matt Leach (Nov. 29, 2003 vs. FSU) to make three field goals of 40+ yards in a game... Prior to Florida: Attended ASA Community College in Miami prior to enrolling at Florida in January. Only played seven football games in his high school career. Miami Sunset, primarily handling kickoff and PAT duties ... Standout soccer player at Miami Sunset HS.

THE FLORIDA DEFENSE

17 DL		JORDAN SHERIT 6-4 254 R Sr. Tampa, Fla.	TACKLES 3	TFL 0.5	SACKS --	QBH --	LAST GAME (9/16/17 - Tennessee): Totaled three tackles, including 0.5 tackles for a loss of one yard. 2016: Played in 10 games, starting seven at defensive end... Totaled 38 tackles, 5.0 tackles-for-loss and 3.5 sacks...Recorded a career-high eight tackles at Tennessee... Notched a career-best 1.5 sacks against Kentucky. Career: Appeared in 32 games, totaling 66 tackles, 6.5 tackles for loss, 3.5 sacks and two quarterback hurries.
92 DL		JABARI ZUNIGA 6-3 246 R So. Marietta, Ga.	TACKLES 6	TFL 1.5	SACKS 0.5	QBH 2	LAST GAME (9/16/17 - Tennessee): Recorded a career-high six tackles against the Vols, including 1.5 tackles for a loss of six yards...Notched half a sack for a loss of three yards...Also registered two quarterback hurries in the game. 2016: Appeared in all 13 games, starting three... Totaled 25 tackles, including 8.5 for a combined loss of 39 yards... Led the team in sacks with 5.0 and QB hurries with 11... Also had a forced fumble and a blocked extra point. Prior to Florida: Helped Sprayberry improve to 6-4 in his senior season after going 2-8 the year before.
93 DL		TAVEN BRYAN 6-4 291 R Jr. Casper, Wyo.	TACKLES 2	TFL --	SACKS --	QBH --	LAST GAME (9/16/17 - Tennessee): Recorded two tackles in the game. 2015: Appeared in all 13 games, starting two at defensive tackle...Totaled 27 tackles, 4.5 tackles-for-loss and one sack during the season...Registered two forced fumbles and two fumble recoveries during the 2016 campaign, as well as pass breakup and two quarterback hurries. Career: Has appeared in 27 games, totaling 27 tackles, 4.5 tackles-for-loss, one sacks, two forced fumbles, two fumble recoveries, four quarterback hurries and a pass breakup...Recovered one fumble and returned it 48 yards.
96 DL		CECE JEFFERSON 6-1 242 Jr. Glen St. Mary, Fla.	TACKLES 3	TFL --	SACKS --	QBH 2	LAST GAME (9/16/17 - Tennessee): Recorded three tackles and two quarterback hurries against the Vols. 2016: Appeared in 12 games, starting six... Totaled 30 tackles with 6.5 for a combined loss of 23 yards... Added five QB hurries. Career: Has appeared in 26 games, totaling 59 tackles, 15 tackles for loss, five sacks, one forced fumble, one fumble recovery and seven QB hurries.
99 DL		JACHAI POLITE 6-2 260 So. Daytona, Fla.	TACKLES 5	TFL --	SACKS --	QBH 2	LAST GAME (9/16/17 - Tennessee): Recorded five tackles in the game...Also registered two quarterback hurries against the Vols. 2016: Played in 12 games throughout the season as a reserve defensive lineman... Totaled 11 tackles, 3.5 tackles-for-loss, 2.0 sacks, one quarterback hurry and one forced fumble... In his collegiate debut against UMass, Polite recorded one tackle... Recorded a season-best two tackles against Missouri, Alabama and Iowa.
28 LB		KYLAN JOHNSON 6-2 236 R So. Dallas, Texas	TACKLES 4	TFL --	SACKS --	QBH --	LAST GAME (9/2/17 - Michigan): Recorded four tackles in the season opener, three of which were solo tackles. 2016: Appeared in all 13 games, starting six... Totaled 39 tackles with five for a combined loss of 20 yards... Added a sack, a broken-up pass and a fumble recovery. Prior to Florida: Quarterbacked Skyline to a 14-1 record in his senior year, throwing for 2,456 yards, 36 touchdowns and no interceptions... Also rushed for almost 400 yards and 10 touchdowns in 2014.
33 LB		DAVID REESE 6-1 239 So. Farmington, Mich.	TACKLES 7	TFL --	SACKS --	INT 1	LAST GAME (9/16/17 - Tennessee): Led the defense with seven tackles, four of which were solo...Recorded his first career interception in the first quarter, returning it for four yards...Became the first UF linebacker to record an interception since Daniel McMillian in the Outback Bowl (1/2/17). 2016: Appeared in 12 games, starting four at linebacker...Totaled 49 tackles and two tackles-for-loss during the season...Posted a career-high 12 tackles against LSU, earning him SEC Defensive Player of the Week...Garnered Freshman All-America honors. Prior to Florida: Selected to the 2015 Detroit News football Dream Team...Named to the 2014 and 2015 Detroit News All-Metro North Team...Totaled 363 tackles, five sacks, seven forced fumbles, six fumble recoveries and four blocked field goals during his tenure...Also rushed for 838 yards and 13 yards and recorded 10 receptions for 121 yards.
50 LB		JEREMIAH MOON 6-6 228 R Fr. Hoover, Ala.	TACKLES 2	TFL --	INT --	QBH 2	LAST GAME (9/16/17 - Tennessee): Recorded two tackles against Tennessee and also registered two quarterback hurries in the game. 2015: Appeared in two games before sustaining a season-ending neck injury...Recorded one tackle against UMass and tallied two against Kentucky...Earned a medical redshirt.
3 DB		MARCO WILSON 6-0 177 Fr. Fort Lauderdale, Fla.	TACKLES 3	TFL --	INT --	PD 3	LAST GAME (9/16/17 - Tennessee): Recorded a career-high seven tackles to lead the Gator defense... Notched a career-high three pass breakups against the Vols. Prior to Florida: Helped the Patriots to FHSAA 5A state titles in 2014 and 2016...USA Today All-American 2016...Senior year: totaled 20 tackles and three interceptions, including one 6-yard interception return for a touchdown...Was named a 2016 first-team defensive back on the 5A All-Broward team...Participated in the 2016 New Jersey regionals of The Opening, making the cut for the finals in Beaverton, Oregon...Brother of former Gator Quincy Wilson (2014-16), while his father, Chad Wilson, played at Miami (FL) from 1992-94.
5 DB		C.J. HENDERSON 6-1 186 Fr. Miami, Fla.	TACKLES 5	TFL --	INT 1	PD --	LAST GAME (9/16/17 - Tennessee): Recorded the second interception of his career, returning it 16 yards for a touchdown...He became the first Gator to return an interception for a touchdown in back-to-back games since 1996...With his two interceptions, he is tied for third in the nation and is tied for first in the SEC...Recorded a career-high five tackles in the game, three of which were solo. Prior to Florida: Played in the 2017 Under Armour All-American game...In his junior and senior seasons, he recorded 636 total rushing yards on 68 carries (39.8 yards per game) and 10 touchdowns (seven rushing)...Selected to the USA National Team in its game vs. Canada.
7 DB		DUKE DAWSON 5-10 202 Sr. Cross City, Fla.	TACKLES 6	TFL 1	INT 1	PD 2	LAST GAME (9/16/17 - Tennessee): Recorded an interception on Florida's one-yard line, halting a Tennessee drive that would have given Tennessee the lead in the third quarter...The pick was the fourth of his career and the second of the 2017 season...The two picks tie him for first in the SEC...Tied his career-high in tackles with six, four of which were solo... Also recorded two pass breakups. 2016: Appeared in 12 games, starting seven at nickel...Recorded one interception that he returned for a touchdown...Tallied a team-high seven pass breakups...Totaled 24 tackles, 3.5 tackles-for-loss and one forced fumble on the season...Named Second Team All-SEC by Pro Football Focus... Career: Has appeared in 37 games for the Gators, totaling 48 tackles and two interceptions...Returned both of those interceptions for touchdowns.
8 DB		NICK WASHINGTON 6-0 198 R Sr. Jacksonville, Fla.	TACKLES 4	TFL --	INT --	PD --	LAST GAME (9/16/17 - Tennessee): Recorded four tackles against the Volunteers. 2016: Appeared in 10 games, starting six... Totaled 45 tackles, an interception, two QB hurries and a broken-up pass. Career: Has appeared in 38 games, totaling 78 tackles, a forced fumble, two fumble recoveries, an interception and a pass break-up.
23 DB		CHAUNCEY GARDNER 6-0 207 So. Cocoa, Fla.	TACKLES 4	TFL --	INT --	PD 1	LAST GAME (9/16/17 - Tennessee): Tallied four tackles, including two solo tackles in the first SEC game of the season...Also recorded a pass breakup. 2016: Appeared in all 13 games, starting three... Totaled 32 tackles, three pass break-ups and three interceptions with 103 yards in returns to lead the Gators. Prior to Florida: Played in the 2016 Under Armour All-American Game in Orlando and was named to USA Today's All-Florida first team... Led Cocoa to a 10-3 record and reached the 4A state semifinals in his senior year.
19 P		JOHNNY TOWNSEND 6-1 202 R Sr. Orlando, Fla.	PUNTS 5	AVG 44.8	LONG 59	IN 20 2	LAST GAME (9/16/17 - Tennessee): Punted five times for a total of 224 yards, averaging 44.8 yards per punt...Currently leads all FBS punters with a season average of 50.18...Longest punt of the day was 59 yards and he recorded two punts inside Tennessee's 20-yard line. 2016: Appeared in all 13 games, totaling 64 punts for an average of 47.9 yards... Registered 29 punts of 50+ yards and 27 punts inside the 20-yard line. Career: Has appeared in 33 games, totaling 176 punts for 8,047 yards and a 45.7 average... Longest punt recorded was 62 yards, most recently on Dec. 3, 2016 against Alabama... Has one tackle.

NFL GATORS

Florida has a huge presence in the league again this year. There are currently 49 former Gators on NFL rosters as of August 15.

<u>Arizona Cardinals</u> Humphries, D.J.	<u>Indianapolis Colts</u> Bostic, Jon Jones, Matt Morrison, Antonio Wilson, Quincy	<u>Oakland Raiders</u> Nelson, Reggie Jenkins, Jelani Sharpe, David
<u>Atlanta Falcons</u> Neal, Keanu Poole, Brian	<u>Jacksonville Jaguars</u> Fowler Jr., Dante McCray, Lerentee	<u>Philadelphia Eagles</u> Burton, Trey McCalister, Alex Sturgis, Alex Watkins, Jaylen
<u>Carolina Panthers</u> Cox Jr., Bryan	<u>Kansas City Chiefs</u> Robinson, Demarcus	<u>Pittsburgh Steelers</u> Gilbert, Marcus Pouncey, Maurkice Haden, Joe McGee, Jake
<u>Chicago Bears</u> Bullard, Jonathan Thompson, Deonte	<u>Los Angeles Rams</u> Easley, Dominique	<u>San Francisco 49ers</u> Brown, Trent
<u>Cincinnati Bengals</u> Dunlap, Carlos Driskel, Jeff	<u>Miami Dolphins</u> Pouncey, Mike	<u>Tampa Bay Buccaneers</u> Hargreaves, Vernon Trattou, Justin
<u>Cleveland Browns</u> Brantley, Caleb	<u>Minnesota Vikings</u> Floyd, Sharrif	<u>Washington Redskins</u> Brown, Mack Dunbar, Quinton Reed, Jordan
<u>Dallas Cowboys</u> Green, Chaz	<u>New England Patriots</u> Gillisle, Mike	<u>New Orleans Saints</u> Anzalone, Alex
<u>Denver Broncos</u> Garcia, Max	<u>New York Jets</u> Harrison, Jonathan Hammond, Frankie Maye, Marcus	
<u>Detroit Lions</u> Davis, Jarrad Tabor, Teez Earl Okin	<u>New York Giants</u> Halapio, Jon Jenkins, Janoris	
<u>Houston Texans</u> Thompson, Chris		

ROSTER PRONUNCIATION GUIDE

Luke Ancrum	AN-crumb
Lacedrick Brunson.....	la-SED-drick
Khairi Clark	kerry
Elijah Conliffe	Con-lif
Keivonnis Davis.....	key-VON-es
Richerd Desir-Jones	rih-SHARD dez-EAR-jones
Kemore Gamble	KEY-MAR-ee
Brett Heggie	heg-ee
Vosean Joseph	voh-SHAWN
Jahim Lawrence	JA-heeem
C'yontai Lewis	see-ON-tay
Lamical Perine.....	la-MICHAEL PEE-ryne
Jachai Polite	juh-KYE
Eddy Pinerio	pin-YAY-doh
Moral Stephens	more-el
Jabari Zuniga.....	ja-BAR-ee zoo-KNEE-guh

OFFENSIVE CAREER HIGHS

#4 BRANDON POWELL

Rushes: 7 (Missouri, 2014)
Rush Yards: 37 (Missouri, 2014)
Long Rush: 13 (Missouri, 2014)
Rushing TDs: 1 (EMU, 2014)
Receptions: 9 (Alabama, 2016)
Receiving Yards: 77 (Ole Miss, 2015)
Receiving TD: 1 (6x, last vs. Tennessee, 2017)
Long Catch: 77 (Ole Miss, 2015)
Kick Returns: 5 (North Texas, 2016)
Kick Return Yards: 76 (UT, 2015)

#8 MALIK ZAIRE

Rushes: 8 (Michigan, 2017)
Rush Yards: 7 (Michigan, 2017)
Long Rush: 5 (Michigan, 2017)
Pass Attempts: 17 (Michigan, 2017)
Pass Completions: 9 (Michigan, 2017)
Passing Yards: 106 (Michigan, 2017)
Passing TDs: None
Long Pass: 28 (Michigan, 2017)

#9 DRE MASSEY

Receptions: 1 (Michigan, 2017)
Receiving Yards: 2 (Michigan, 2017)
Receiving TDs: None
Long Catch: 2 (Michigan, 2017)
Kick Returns: 1 (Michigan, 2017)
Kick Return Yards: 15 (Michigan, 2017)

#10 JOSH HAMMOND

Rushes: 1 (Alabama, 2016)
Rush Yards: 1 (Alabama, 2016)
Receptions: 5 (UMass, 2016)
Receiving Yards: 72 (North Texas, 2016)
Receiving TD: None
Long Catch: 34 (Michigan, 2017)

#13 FELEIPE FRANKS

Rushes: 6 (Tennessee, 2017)
Rush Yards: 22 (Michigan, 2017)
Long Rush: 16 (Michigan, 2017)
Pass Attempts: 28 (Tennessee, 2017)
Pass Comp: 18 (Tennessee, 2017)
Passing Yards: 212 (Tennessee, 2017)
Passing TDs: 2 (Tennessee, 2017)
Long Pass: 63 (Tennessee, 2017)

#14 LUKE DEL RIO

Rushes: 6 (UMass, 2016)
Rush Yards: 11 (UMass, 2016)
Long Rush: 11 (Georgia, 2016)

SPECIAL TEAMS HIGHS

#15 EDDY PINEIRO

FG Attempted: 3 (4x, last vs. LSU, 2016)
FG Made: 3 (2x, last vs. LSU, 2016)
FG Long: 54 (2x, last vs. South Carolina 2016)
Kickoffs: 8 (2x, last vs. Missouri, 2016)
Kickoff Yards: 524 (Kentucky, 2016)
Kickoff Average: 65.5 (Kentucky, 2016)

Pass Attempts: 44 (UMass, 2016)
Pass Completions: 29 (UMass, 2016)
Passing Yards: 320 (Kentucky, 2016)
Passing TDs: 4 (Kentucky, 2016)
Long Pass: 78 (Kentucky, 2016)

#16 FREDDIE SWAIN

Receptions: 2 (2x, last at UT, 2016)
Receiving Yards: 27 (Tennessee, 2016)
Receiving TDs: 1 (2x, last vs. UT, 2016)
Long Catch: 26 (Kentucky, 2016)

#17 KADARIUS TONEY

Receptions: 4 (Tennessee, 2017)
Receiving Yards: 30 (Tennessee, 2017)
Receiving TD: None
Long Catch: 19 (Tennessee, 2017)
Rushes: 1 (Tennessee, 2017)
Rush Yards: 5 (Tennessee, 2017)
Rush TDs: None
Long Rush: 5 (Tennessee, 2017)
Long Catch: 20 (Michigan, 2017)
Kick Returns: 1 (Michigan, 2017)
Kick Return Yards: 15 (Michigan, 2017)

#20 MALIK DAVIS

Rushes: 4 (Tennessee, 2017)
Rush Yards: 94 (Tennessee, 2017)
Long Rush: 72 (Tennessee, 2017)

#22 LAMICAL PERINE

Rushes: 17 (Kentucky, 2016)
Rush Yards: 106 (Missouri, 2016)
Rushing TDs: 1 (Kentucky, 2016)
Long Rush: 59 (Missouri, 2016)
Receptions: 3 (Georgia, 2016)
Receiving Yards: 32 (Alabama, 2016)
Long Catch: 32 (Alabama, 2016)
Kick Returns: 1 (3x, last vs. Missouri)
Kick Return Yards: 41 (Missouri, 2016)

#24 MARK THOMPSON

Rushes: 15 (Kentucky, 2016)
Rush Yards: 85 (North Texas, 2016)
Rushing TDs: 1 (2x, last vs. UNT, 2016)
Long Rush: 36 (North Texas, 2016)
Receptions: 2 (Arkansas, 2016)
Receiving Yards: 85 (Iowa, 2017)
Receiving TD: 1 (Iowa, 2017)
Long Catch: 85 (Iowa, 2017)
Kick Returns: 1 (Alabama, 2016)
Kick Return Yards: 21 (Alabama, 2016)

#25 JORDAN SCARLETT

Rushes: 26 (Georgia, 2016)
Rush Yards: 135 (South Carolina, 2016)
Rushing TDs: 1 (6x, last vs. Missouri, 2016)
Long Rush: 60 (Georgia, 2015)
Receptions: 2 (Arkansas, 2016)
Receiving Yards: 14 (Arkansas, 2016)
Long Catch: 13 (Arkansas, 2016)

#30 DEANDRE GOOLSBY

Receptions: 8 (Vanderbilt, 2016)
Receiving Yards: 94 (ECU, 2015)
Receiving TDs: 1 (3x, last vs. Iowa, 2017)
Long Catch: 34 (ECU, 2015)

#80 C'YONTAI LEWIS

Receptions: 4 (South Carolina, 2016)
Receiving Yards: 44 (NMSU, 2015)
Receiving TDs: 2 (NMSU, 2015)
Long Catch: 33 (Vanderbilt, 2015)

#81 ANTONIO CALLAWAY

Rushes: 1 (5x, last vs. FSU, 2016)
Rush Yards: 24 (FSU, 2016)
Long Rush: 24 (FSU, 2016)
Receptions: 8 (UMass, 2016)
Receiving Yards: 129 (Kentucky, 2016)
Receiving TDs: 1 (6x, last vs. Bama, 2016)
Long Catch: 78 (Kentucky, 2016)
Punt Returns: 7 (Vanderbilt, 2015)
Punt Return Yards: 110 (Vanderbilt, 2015)
Punt Return TDs: 1 (2x, last vs. Bama, 2015)
Kick Returns: 1 (2x, last vs. Missouri, 2016)
Kick Return Yards: 44 (Missouri, 2016)
Kick Return TDs: 1 (Missouri, 2016)

#82 MORAL STEPHENS

Receptions: 1 (2x last Tennessee, 2017)
Receiving Yards: 14 (Kentucky, 2016)
Long Catch: 14 (Kentucky, 2016)

#89 TYRIE CLEVELAND

Receptions: 5 (Tennessee, 2017)
Receiving Yards: 124 (LSU, 2016)
Receiving Long: 98 (LSU, 2016)
Receiving TDs: 1 (5x, last Tennessee, 2017)
Rushes: 1 (Michigan, 2017)
Rush Yards: 4 (Michigan, 2017)
Long Rush: 4 (Michigan, 2017)
Kick Returns: 2, (2x, Tennessee, 2017)
Kick Return Yards: 63 (Tennessee, 2017)

#19 JOHNNY TOWNSEND

Punts: 9 (3x, last Florida State, 2015)
Punting Yds: 418 (Florida State, 2015)
Punting Avg: 55.2 (North Texas, 2016)
Punting Long: 62 (2x, last vs. Alabama, 2016)

DEFENSIVE CAREER HIGHS

#3 MARCO WILSON

Tackles: 7 (Tennessee, 2017)
Sacks: None
Forced Fumbles: None
Interceptions: None

#5 CJ HENDERSON

Tackles: 5 (Tennessee, 2017)
Sacks: None
Forced Fumbles: None
Interceptions: 1 (2x last vs Tennessee, 2017)
Int Returned for TD: 1 (Michigan, 2017)

#7 DUKE DAWSON

Tackles: 6 (2x Tennessee, 2017)
Sacks: None
Forced Fumbles: None
Interceptions: 1 (4x, last vs Tennessee, 2017)
Int Returned for TD: 1 (Michigan, 2017)

#8 NICK WASHINGTON

Tackles: 9 (Michigan, 2017)
Sacks: 0.5 (Missouri, 2015)
Forced Fumbles: 1 (FAU, 2015)
Interceptions: 1 (Vanderbilt, 2016)

#11 VOSEAN JOSEPH

Tackles: 6 (2x last vs Tennessee, 2017)
Sacks: None
Forced Fumbles: None
Interceptions: None

#13 DONOVAN STINER

Tackles: 1 (Michigan, 2017)
Sacks: None
Forced Fumbles: None
Interceptions: None

#17 JORDAN SHERIT

Tackles: 8 (Tennessee, 2016)
Sacks: 2 (Michigan, 2017)
Forced Fumbles: None
Interceptions: None

#19 JOHNNY TOWNSEND

Tackles: 1 (Michigan, 2017)

#23 CHAUNCEY GARDNER

Tackles: 9 (Alabama, 2016)
Sacks: None
Forced Fumbles: None
Interceptions: 2 (Iowa, 2017)

#26 MARCELL HARRIS

Tackles: 11 (2x, last vs FSU, 2016)
Sacks: 1 (Alabama, 2016)
Forced Fumbles: 1 (FSU, 2016)
Interceptions: 1 (2x, last vs USC, 2016)

#28 KYLAN JOHNSON

Tackles: 8 (LSU, 2016)

Sacks: 0.5 (2x, last at Arkansas, 2016)
Forced Fumbles: None
Interceptions: None

#29 JEAWON TAYLOR

Tackles: 2 (4x, last vs. Tennessee, 2017)
Sacks: None
Forced Fumbles: None
Interceptions: None

#30 GARRETT STEPHENS

Blocked Punt: 1 (Michigan, 2017)

#31 SHAWN DAVIS

Tackles: 3 (Michigan, 2017)
Sacks: None
Forced Fumbles: None
Interceptions: None

#33 DAVID REESE

Tackles: 12 (LSU, 2016)
Sacks: None
Forced Fumbles: None
Interceptions: 1 (Tennessee, 2017)

#35 JOSEPH PUTU

Tackles: 2 (Kentucky, 2016)
Sacks: None
Forced Fumbles: None
Interceptions: None

#41 RYAN FARR

Tackles: 1 (Michigan, 2017)

#43 CRISTIAN GARCIA

Tackles: 5 (Iowa, 2017)
Sacks: None
Forced Fumbles: None
Interceptions: None

#44 RAYSHAD JACKSON

Tackles: 1 (2x last vs Tennessee, 2017)
Sacks: None
Forced Fumbles: None
Interceptions: None

#50 JEREMIAH MOON

Tackles: 3 (Michigan, 2017)
Sacks: None
Forced Fumbles: None
Interceptions: None

#54 KHAIRI CLARK

Tackles: 3 (3x, last vs. Tennessee, 2017)
Sacks: 0.5 (2x, last vs. South Carolina, 2016)
Forced Fumbles: None
Interceptions: None

#55 KYREE CAMPBELL

Tackles: 2 (2x last vs Tennessee, 2017)

Sacks: None
Forced Fumbles: None
Interceptions: None

#56 TEDARRELL SLATON

Tackles: 1 (2x last vs Tennessee, 2017)
Sacks: None
Forced Fumbles: None
Interceptions: None

#90 ANTONNEOUS CLAYTON

Tackles: 2 (Missouri, 2016)
Sacks: None
Forced Fumbles: None
Interceptions: None

#92 JABARI ZUNIGA

Tackles: 6 (Tennessee, 2017)
Sacks: 2.0 (2x, last vs. North Texas, 2016)
Forced Fumbles: 1 (North Texas, 2016)
Interceptions: None

#93 TAVEN BRYAN

Tackles: 4 (Arkansas, 2016)
Sacks: 1.0 (2x last vs Michigan, 2017)
Forced Fumbles: 1 (South Carolina, 2016)
Interceptions: None

#95 KEIVONNIS DAVIS

Tackles: 5 (2x, last vs. Alabama, 2016)
Sacks: 0.5 (2x, last vs. Alabama, 2016)
Forced Fumbles: 1 (Iowa, 2017)
Interceptions: None

#96 CECE JEFFERSON

Tackles: 5 (2x, last vs Missouri, 2016)
Sacks: 1.0 (5x, last vs Michigan, 2017)
Forced Fumbles: None
Interceptions: None

#98 LUKE ANCRUM

Tackles: 1 (3x, last vs. Missouri, 2016)
Sacks: None
Forced Fumbles: None
Interceptions: None

#99 JACHAI POLITE

Tackles: 6 (Michigan, 2017)
Sacks: 1.0 (2x last vs Michigan, 2017)
Forced Fumbles: 1 (Kentucky, 2016)
Interceptions: None

2017 GAME CAPTAINS

Michigan: Duke Dawson, T.J. McCoy, Brandon Powell, Jordan Sherit

Tennessee: Josh Hammond, Garrett Stephens, Johnny Townsend, Nick Washington

Kentucky:

Vanderbilt:

LSU:

Texas A&M:

Georgia:

Missouri:

South Carolina:

UAB:

Florida State:

FOOTBALL RADIO AFFILIATES

Market	Station	Frequency
Brooksville	WWJB-AM	1450
Clearwater/Dade City	WDAE-AM	620
Clewiston	WAFB-AM	590
Dade City	WDCE-AM	1350
Daytona	WKRO-FM	93.1
Ft. Myers/Naples/Marco Island	WFSX-AM	1240
Ft. Myers/Naples/Marco Island	WNOG-AM	1270
Ft. Pierce/PSL/Stuart	WSTU-AM	1450
Ft. Walton Beach	WTKE-FM	100.3
Gainesville	WRUF-FM	103.7/98.1
Gainesville	WRUF-AM	850
Griffin, GA	WKEU-FM	88.9
Griffin, GA	WKEU-AM	1450
Homosassa	WYKE-FM	104.3
Jacksonville	WFXJ-AM	930
Key West	WKWF-AM	1600
Lake City	WNFB-FM	94.3
Lake City	WDSR-AM	1340
Lakeland	WONN-AM	1230
Melbourne/Cocoa	WMEL-AM	1510
Melbourne/Cocoa		99.9 / 94.7 / 100.7
Miami	WINZ-AM	940
Miami	WIOD-AM	610
Okeechobee	WOKC-AM	1570
Okeechobee	WOKC-FM	100.9
Orlando	WFLF-AM	540
Palatka	WYD-AM	1260
Panama City	WTKP-FM	95.3
Port Saint Joe	WTKP-FM	93.5
Pensacola	WTKE-FM	97.1
Sarasota	WDAE-AM	620
Sebring	WWTK-AM	730
St. Augustine	WAOC-AM	1420
Tallahassee	WVFT-FM	93.3
Tampa	WDAE-AM	620
Wauchula	WAUC-AM	1310
West Palm Beach	WJNO-AM	1290
West Palm Beach	WZZR-FM	94.3

THE LAST TIME...

BY FLORIDA:

30 Rushing Attempts: 34, Mike Gillislee vs. LSU, Oct. 6, 2012 (59 games)

40 Rushing Attempts: 41, Errict Rhett vs. Georgia, Oct. 30, 1993 (302 games)

100 Yards Rushing: 108, Jordan Scarlett at LSU, Nov. 19, 2016 (5 games)

200 Yards Rushing: 210, Ciatrick Fason vs. Kentucky, Sept. 25, 2004 (167 games)

300 Yards Rushing: 316, Emmitt Smith vs. New Mexico, Oct. 21, 1989 (352 games)

2+ Players with 100+ Yards Rushing: Lamical Perine (106 yards) and Jordan Scarlett (101 yards) vs. Missouri, Oct. 15, 2016 (9 games)

5 TDs Rushing: 5, Trey Burton vs. Kentucky, Sept. 25, 2010 (87 games)

3 TDs Receiving: Riley Cooper vs. Western Carolina, Nov. 11, 2006 (133 games)

5+ TDs Passing: 6, Chris Leak vs. South Carolina, Nov. 13, 2004 (165 games)

20+ Passes Completed: 26, Austin Appleby vs. Alabama, Dec. 3, 2016 (3 game)

30+ Passes Completed: 31, Jeff Driskel vs. Eastern Michigan, Sept. 6, 2014 (40 games)

40+ Passes Attempted: 44, Luke Del Rio vs. UMass, Sept. 3, 2016 (14 games)

300+ Yards Passing: 320, Luke Del Rio vs. Kentucky, Sept. 10, 2016 (13 games)

Back-to-Back 300-Yard Passing Games: Tim Tebow, at South Carolina & vs. Florida Atlantic, 2007 (120 games)

9-Straight Games with 300 Yards Passing: Rex Grossman, Marshall-South Carolina, 2001 (199 games)

10+ Receptions: 15, Demarcus Robinson vs. Kentucky, Sept. 13, 2014 (39 games)

150+ Receiving Yards: 216, Demarcus Robinson vs. Kentucky, Sept. 13, 2014 (39 games)

2+ Players with 100+ Yards Receiving: D. Robinson (137 yds) and Q. Dunbar (107 yds) vs. Eastern Kentucky, Nov. 22, 2014 (31 games)

10+ Plays of 20+ Yards in a Game: 11 vs. Missouri (seven offensive, two defensive, two kick returns) Oct. 15, 2016 (9 games)

Kickoff Return for a TD: 44 yards, Antonio Callaway vs. Missouri, Oct. 15, 2016 (9 games)

Punt Return for a TD: 85 yards, Antonio Callaway vs. Alabama, Dec. 5, 2015 (16 game)

Fake Field Goal for a TD: 21 yards, Michael McNeely vs. Georgia, Nov. 1, 2014 (34 games)

150+ Return Yards: 158, Solomon Patton vs. Missouri, Oct. 19, 2013 - 158 kickoff ret. (43 games)

Limited an Opponent to Under 100 yards Total Offense: 53 vs. North Texas, Sept. 17, 2016 (12 games)

Limited an Opponent to Under 50 yards Passing: 30 vs. Vanderbilt, Nov. 7, 2015 (19 games)

Limited an Opponent to Under 50 yards Rushing: 43 vs. South Carolina, Nov. 12, 2016 (6 games)

Interception Return for a TD: 16 yards, CJ Henderson vs. Tennessee, Sept. 16, 2017 (0 games)

2+ Interceptions returned for a TD: 2, vs. Michigan, Sept. 2, 2017, 48 yards, Duke Dawson and 41 yards, CJ Henderson (1 game)

Intercepted PAT Returned for a Defensive Extra Point: Keiwan Ratliff vs. Kentucky, Sept. 28, 2002 (192 games)

Multiple Defensive TDs: 2, vs. Michigan, Sept. 2, 2017, 48 yards, Duke Dawson and 41 yards, CJ Henderson (1 game)

2+ Interceptions in a Game: 2, Chauncey Gardner vs. Iowa, Jan. 2, 2017 (1 game)

2+ Interceptions in Back-to-Back Games: Ryan Smith - 2 vs. Alabama, Sept. 30, 2006 & 2 vs. LSU, Oct. 7, 2006 (138 games)

3+ Players with an Interception: 3 vs. Tennessee, Sept. 16, 2017 - David Reese, Duke Dawson, CJ Henderson (0 games)

Fumble Return for a TD: 12 yards, Marcell Harris, at Florida State, Nov. 26, 2016 (4 games)

Fumble Recovered in the End Zone for a TD: Nick Washington vs. Georgia, Oct. 31, 2015 (21 games)

Florida Recorded a Safety: Sept. 17, 2016 vs. North Texas; Mason Fine sacked in endzone by Caleb Brantley (12 games)

Blocked a Punt: Garrett Stephens vs. Michigan, Sept. 2, 2017 (1 game)

Blocked a Field Goal: Joey Iwie at Florida State, Nov. 26, 2016 (4 games)

Blocked a PAT: Jabari Zuniga vs. Alabama, Dec. 3, 2016 (4 games)

Blocked a Punt for a TD: Blocked by Loucheiz Purifoy and recovered by Jelani Jenkins for a 36-yard touchdown vs. Louisiana, Nov. 9, 2012 (57 games)

Blocked FG returned for a TD: Blocked by M. Thomas, returned by R. Lewis, 52 yards vs. Florida State, Nov. 26, 2005 (147 games)

Blocked PAT Returned for a Defensive Extra Point: Blocked by J. Zuniga, returned by D. Reese, vs. Alabama, Dec. 3, 2016 (3 games)

Blocked 2 Kicks in a Game (any combination: Punt, FG, PAT): 2 vs. Louisville, Jan. 2, 2013 (Sugar Bowl); Sharrif Floyd blocked field goal, Mike Taylor blocked PAT (53 games)

Blocked 3 Kicks in a Game (any combination: Punt, FG, PAT): 3 vs. Kentucky, Oct. 25, 2008; William Green blocked punt, Jeffery Demps blocked punt, Joe Haden blocked field goal (113 games)

Blocked 2 Punts in a Game: 2 at Vanderbilt, Nov. 6, 2010; Chris Rainey blocked two punts (83 games)

Blocked 2 Field Goals in a Game: Nov. 11, 2006 vs. South Carolina: 1 - Ray McDonald, 1 - Jarvis Moss (137 games)

Player Blocked 2 Kicks in a Game (any combination: Punt, FG, PAT): 2 at Vanderbilt, Nov. 6, 2010; Chris Rainey, two punts (83 games)

50+ Yard Field Goal: 54 yards, Eddy Pineiro vs. South Carolina, Nov. 12, 2016 (6 games)

Missed a PAT: Austin Hardin vs. FAU, Nov. 21, 2015 (18 games)

Missed a Field Goal: Missed from 47 yards, Eddy Pineiro vs. Michigan, Sept. 2, 2017 (1 game)

Player Played Both Ways: Bryan Cox, Jr. vs. FAU, November 21, 2015 (18 games)

Player Started Both Ways: Loucheiz Purifoy, vs. FSU, Nov. 24, 2012; Purifoy played cornerback and running back (53 games)

WR or RB Threw a TD Pass: Antonio Callaway vs. Michigan (Buffalo Wild Wings Citrus Bowl), Jan. 1, 2016 (15 games)

TD by an Offensive Lineman: Thomas Moody vs. South Carolina, Nov. 11, 2000; Moody scored on a six-yard reception (212 games)

Player Scored a TD Rushing & Receiving in a Game: Jordan Cronkrite vs. South Carolina, Nov. 15, 2015 (20 games)

4 Freshmen Scored a TD in a game: Nov. 18, 2006 vs. Western Carolina - Riley Cooper 3 receiving, Tim Tebow 2 rushing, Jarrod Fayson 1 rushing, Brandon James 1 punt return (136 games)

Scored a TD on the Opening Drive: Nov. 12, 2016 vs. South Carolina (6 games)

Scored a TD on the First Three Possessions of a Game: Nov. 20, 2010 vs. Appalachian State (82 games)

Scored a TD on the First Four Possessions of a Game: Nov. 22, 2008 vs. The Citadel (107 games)

Scored a TD on the First Seven Possessions of a Game: Nov. 22, 2008 vs. The Citadel (107 games)

Converted a 2 Point Conversion: Freddie Swain 1-1 run, Sep. 3, 2016 vs. UMass (14 games)

Player Forced a Fumble and Recovered a Fumble in a Game: Taven Bryan vs. South Carolina, Nov. 12, 2016 (6 games)

Recorded a Shutout: Sept. 17, 2016 vs. North Texas (12 games)

Held Time of Possession for Over 40 Minutes in a Game: 40:48 vs. Ohio State, Jan. 8, 2007 (132 games)

Forced an Opponent to have 5 Drives for Negative Yardage in a Game: 6 vs. Eastern Kentucky, Nov. 22, 2014 (31 games)

Recorded Five Fourth-Down Conversions in a Game: Went 5-for-5 on fourth down vs. Tennessee, Sept. 26, 2015 (24 games)

BY AN OPPONENT:

30 Rushing Attempts: 44, Derrick Henry, vs. Alabama, Dec. 5, 2015 (16 games)

40 Rushing Attempts: 44, Derrick Henry, vs. Alabama, Dec. 5, 2015 (16 game)

100 Yards Rushing: 145, John Kelly, vs. Tennessee, Sept. 16, 2017 (0 games)

200 Yards Rushing: 212, Marcus Lattimore, vs. South Carolina, Nov. 13, 2010 (79 games)

2+ Players with 100+ Yards Rushing: Josh Dobbs (136) and Jalen Hurd (102), vs. Tennessee, Sept. 26, 2015 (24 games)

3 Rushing TDs: 3, Jerron Seymour, vs. Vanderbilt, Nov. 9, 2013 (43 games)

20+ Passes Completed: 21, Quinten Dormady, vs. Tennessee, Sept. 16, 2017 (0 games)

30+ Passes Completed: 33, Faton Bauta vs. Georgia, Oct. 31, 2015 (21 games)

40+ Passes Attempted: 54, Blake Kemp, vs. East Carolina, Sept. 12, 2015 (27 games)

300+ Yards Passing: 319, Josh Dobbs, at Tennessee, Sept. 24, 2016 (11 games)

400+ Yards Passing: 427, Shane Carden, vs. East Carolina, Jan. 3, 2015 (Birmingham Bowl) (29 games)

300+ Yards Total Offense: 399, Josh Dobbs, at Tennessee, Sept. 24, 2016 (Dobbs passed for 319 and rushed for 80) (11 games)

100+ Yards Receiving: 111, Juan Jennings, at Tennessee, Sept. 24, 2016 (11 games)

150+ Yards Receiving: 160, Justin Hardy, vs. East Carolina, Jan. 3, 2015 (Birmingham Bowl) (29 games)

200+ Yards Receiving: 201, Amari Cooper, at Alabama, Sept. 20, 2014 (38 games)

2+ Players with 100+ Yards Receiving: Justin Hardy (160) and Cam Worthy (130), vs. East Carolina, Jan. 3, 2015 (Birmingham Bowl) (29 games)

3 Receiving TDs: 3, Amari Cooper, at Alabama, Sept. 20, 2014 (38 games)

Blocked Kick Returned for a TD: 78, Devin Hester, Miami (Chick-Fil-A Peach Bowl), Dec. 31, 2004 (159 games)

50+ Yard Field Goal: 51, Brent Cimaglia, vs. Tennessee, Sept. 16, 2017 (0 games)

Kickoff Return for a TD: 96, Marcus Murphy, Missouri, Oct. 18, 2014 (35 games)

Punt Return for a TD: 82, Marcus Murphy, Missouri, Oct. 18, 2014 (35 games)

Fake Punt for a TD: 57, Tim Sesley, SW Louisiana, Nov. 6, 1993 (303 games)

Fake Field Goal for a TD: 16-yard run, Trent Domingue, LSU, Oct. 17, 2015 (22 games)

Interception Return for a TD: 44-yard return, Minkah Fitzpatrick, vs. Alabama, Dec. 3, 2016 (3 games)

3+ Interceptions: 3, Corey Webster, LSU, Oct. 12, 2002 (190 games)

Fumble Return for a TD: 0, Ocie Rose, FAU, Nov. 21, 2015 (18 games)

Blocked Field Goal: D.J. Pettway, Alabama, Dec. 5, 2015 (16 games)

Blocked Punt: Josh Jacobs, Alabama, Dec. 3, 2016 (3 games)

Blocked Punt Return for a TD: Josh Jacobs, Alabama, Dec. 3, 2016 (3 games)

Blocked Field Goal for a TD: Thomas Carroll, Miami, Dec. 31, 2004 (Chick-Fil-A Peach Bowl); Carroll blocked the Matt Leach kick and Devin Hester returned it 78-yards for a TD (159 games)

Blocked PAT Returned for a Defensive Extra Point: Victor Hampston, South Carolina, Oct. 20, 2012 (59 games)

Florida Player Tackled for a Safety: Chris Leak vs. South Carolina, Nov. 15, 2003 (174 games)

Florida Player Intentionally Takes a Safety: John Brantley vs. Furman, batted ball out of endzone on botched snap, Nov. 19, 2011 (68 games)

Florida Player Allows a Safety by Penalty: John Brantley vs. Furman, batted ball out of endzone on botched snap, Nov. 19, 2011 (68 games)

Missed a Field Goal: Missed from 44 yards, Aaron Medley vs. Tennessee, Sept. 16, 2017 (0 games)

Missed a PAT: Adam Griffith, vs. Alabama, Dec. 3, 2016 (3 games)

Blocked a PAT: Ni Internicola vs. FAU, Nov. 21, 2015 (18 games)

GAME 1

#17 FLORIDA 17, #11 MICHIGAN 33

September 2, 2017 | AT&T Stadium | Arlington, Texas (Attendance: 75,802)

GAME 1

#24 FLORIDA 26, #23 TENNESSEE 20

September 16, 2017 | Ben Hill-Griffin Stadium | Gainesville, Florida (Attendance: 87,736)

Score by Quarters	1	2	3	4	Score
Michigan	10	3	13	7	33
Florida	3	14	0	0	17

Score by Quarters	1	2	3	4	Score
Tennessee	0	3	0	17	20
Florida	3	3	0	20	26

SCORING SUMMARY

UM -UF

1st	12:26	UF	Pineiro, E. 46 yd field goal 6 plays, 46 yards, TOP 2:34	0 - 3
	05:27	UM	Nordin, Q. 25 yd field goal 14 plays, 68 yards, TOP 6:59	3 - 3
	03:01	UM	Black, T. 46 yd pass from Speight, W. (Nordin, Q. kick) 3 plays, 75 yards, TOP :43	10 - 3
2nd	12:19	UF	Dawson 48 yard interception return (Pineiro, E. kick)	10 - 10
	10:50	UF	Henderson 41 yard interception return (Pineiro, E. kick)	10 - 17
	04:20	UM	Nordin, Q. 55 yd field goal 5 plays, 33 yards, TOP 2:42	13 - 17
3rd	11:53	UM	Higdon, K. 3 yd run (Nordin, Q. kick) 10 plays, 75 yards, TOP 3:13	20 - 17
	11:05	UM	Nordin, Q. 30 yd field goal 4 plays, 42 yards, TOP :42	23 - 17
	9:00	UM	Nordin, Q. 50 yd field goal 4 plays, 5 yards, TOP 1:09	26 - 17
4th	01:37	UM	Furbush, N. 0 yd fumble recovery (Nordin, Q. kick)	33 - 17

SCORING SUMMARY

UM -UF

1st	07:39	UF	Pineiro, E. 27 yd field goal 15 plays, 65 yards, TOP 7:21	0 - 3
2nd	08:11	UF	Pineiro, E. 41 yd field goal 7 plays, 32 yards, TOP 3:46	0 - 6
	02:58	UT	Cimaglia, B. 51 yd field goal 12 plays, 42 yards, TOP 5:13	3 - 6
4th	14:23	UF	Henderson, C. 16 yd interception (Pineiro, E. kick)	3 - 13
	08:36	UT	Kelly, J. 34 yd run (Medley, A. kick) 5 plays, 80 yards, TOP 2:09	10 - 13
	05:13	UF	Powell, B. 5 yd pass from Franks, F. (Pineiro, E. kick) 7 plays, 44 yards, TOP 3:23	10 - 20
	04:43	UT	Wolf, Et. 28 yd pass from Dormady, Q. (Medley, A. kick) 2 plays, 75 yards, TOP 0:30	17 - 20
	00:50	UT	Medley, A. 27 yd field goal 8 plays, 31 yards, TOP 3:07	20 - 20
	00:00	UF	Cleveland, T. 63 yd pass from Franks, F. () 4 plays, 75 yards, TOP 0:50	20 - 26

TEAM STATISTICS

UM UF

FIRST DOWNS	19	9
NET YARDS RUSHING	215	11
Rushing Attempts	49	27
NET YARDS PASSING	218	181
Completions-Attempts-Int	12-26-2	14-26-0
TOTAL OFFENSE YARDS	433	192
Total offense plays	75	53
Fumbles: Number-Lost	0-0	5-3
Penalties: Number-Yards	7-55	5-45
PUNTS - YARDS	3-82	6-328
KICKOFFS - YARDS	8-518	4-260
Punt returns: Number-Yards-TD	5-40-0	0-0-0
Kickoff returns: Number-Yds-TD	0-0-0	4-71-0
Possession Time	34:13	25:47
Third-Down Conversions	6 of 18	2 of 13
Fourth-Down Conversions	1 of 1	1 of 2
Sacks By: Number-Yards	6-35	5-22

TEAM STATISTICS

UT UF

FIRST DOWNS	23	14
NET YARDS RUSHING	183	168
Rushing Attempts	33	29
NET YARDS PASSING	259	212
Completions-Attempts-Int	21-39-3	18-28-1
TOTAL OFFENSE YARDS	442	380
Total offense plays	72	57
Fumbles: Number-Lost	0-0	2-2
Penalties: Number-Yards	7-54	8-38
PUNTS - YARDS	3-135	5-224
KICKOFFS - YARDS	5-321	5-325
Punt returns: Number-Yards-TDs	1-29-0	2-14-0
Kickoff returns: Number - Yards - TDs	0-0-0	2-63-0
Possession Time	32:45	27:15
Third Down Conversions	6 of 16	7 of 14
Fourth Down Conversions	0 of 0	0 of 0
Sacks: Total - Yds.	2-24	1-6

INDIVIDUAL STATISTICS

Passing	UM - W. Speight 11-25-2-181 1 TD UF - F. Franks 5-9-0-75; M. Zaire 9-17-0-106
Rushing	UM - T. Isaac 11-114, C. Evans 22-78, C. Higdon 7-28 TD UF - M. Thompson 5-13, L. Perine 7-8, M. Davis 1-8
Receiving	UM - G. Perry 4-46, S. McKeon 3-25, T. Black 2-83 1 TD UF - T. Cleveland 4-56, J. Hammond 3-71, K. Toney 2-27
Sacks	UM - D. Bush 2.0, C. Winovich 1.0, J. Uche 1.0, M. McCray 1.0, T. Black 1.0 UF - J. Sherit 2.0, J. Polite 1.0, C. Jefferson 1.0, T. Bryan 1.0
Interceptions	UM - none UF - D. Dawson 1, C. Henderson 1
Fumbles	UM - none UF - F. Franks 2-1, M. Zaire 2-1, T. Cleveland 1-1

INDIVIDUAL STATISTICS

Passing	UT - Q. Dormady 21-39-3-259 1 TD UF - F. Franks 18-28-1-212 2 TD
Rushing	UT - J. Kelly 19-141 1 TD, T. Chandler 7-30, C. Fils-aime 3-11 UF - M. Davis 4-94, L. Perine 11-55, M. Thompson 7-30
Receiving	UT - J. Kelly 6-96, M. Callaway 3-46, Et. Wolf 3-37 1 TD UF - T. Cleveland 5-93 1 TD, K. Toney 4-40, B. Powell 3-40
Sacks	UT - C. Jumper 1.0, D. Taylor 1.0 UF - J. Zuniga 0.5, K. Campbell 0.5
Interceptions	UT - R. Gaulden 1 UF - D. Reese 1, C. Henderson 1, D. Dawson 1
Fumbles	UT - UF - L. Perine 1, M. Davis 1

GAME-BY-GAME RUSHING STATS

#4 - BRANDON POWELL - WR

OPPONENT	No	Yds	Avg	TD	Lg
U.Mich - 9/2	0	0	0.0	0	0
Tenn - 9/16	0	0	0.0	0	0
at UK - 9/23	0	0	0.0	0	0
Vandy - 9/30	0	0	0.0	0	0
LSU - 10/7	0	0	0.0	0	0
TAMU - 10/14	0	0	0.0	0	0
UGA - 10/28	0	0	0.0	0	0
at Mizzou - 11/4	0	0	0.0	0	0
at USC - 11/11	0	0	0.0	0	0
UAB - 11/18	0	0	0.0	0	0
FSU - 11/25	0	0	0.0	0	0
2014	16	70	4.4	1	13
2015	14	31	2.2	0	7
2016	7	6	0.9	0	8
2017	0	0	0.0	0	0
Career	37	107	2.9	1	13

#8 - MALIK ZAIRE - QB

OPPONENT	No	Yds	Avg	TD	Lg
U.Mich - 9/2	8	-29	-3.6	0	5
Tenn - 9/16	0	0	0.0	0	0
at UK - 9/23	0	0	0.0	0	0
Vandy - 9/30	0	0	0.0	0	0
LSU - 10/7	0	0	0.0	0	0
TAMU - 10/14	0	0	0.0	0	0
UGA - 10/28	0	0	0.0	0	0
at Mizzou - 11/4	0	0	0.0	0	0
at USC - 11/11	0	0	0.0	0	0
UAB - 11/18	0	0	0.0	0	0
FSU - 11/25	0	0	0.0	0	0
2017	8	-29	-3.6	0	5
Career	8	-29	-3.6	0	5

#13 - FELEIPE FRANKS - QB

OPPONENT	No	Yds	Avg	TD	Lg
U.Mich - 9/2	5	7	1.4	0	16
Tenn - 9/16	6	-16	-2.7	0	6
at UK - 9/23	0	0	0.0	0	0
Vandy - 9/30	0	0	0.0	0	0
LSU - 10/7	0	0	0.0	0	0
TAMU - 10/14	0	0	0.0	0	0
UGA - 10/28	0	0	0.0	0	0
at Mizzou - 11/4	0	0	0.0	0	0
at USC - 11/11	0	0	0.0	0	0
UAB - 11/18	0	0	0.0	0	0
FSU - 11/25	0	0	0.0	0	0
2017	11	-9	-0.8	0	16
Career	11	-9	-0.8	0	16

#17 - KADARIUS TONEY - WR

OPPONENT	No	Yds	Avg	TD	Lg
U.Mich - 9/2	0	0	0.0	0	0
Tenn - 9/16	1	5	5.0	0	5
at UK - 9/23	0	0	0.0	0	0
Vandy - 9/30	0	0	0.0	0	0
LSU - 10/7	0	0	0.0	0	0
TAMU - 10/14	0	0	0.0	0	0
UGA - 10/28	0	0	0.0	0	0
at Mizzou - 11/4	0	0	0.0	0	0
at USC - 11/11	0	0	0.0	0	0
UAB - 11/18	0	0	0.0	0	0
FSU - 11/25	0	0	0.0	0	0
2017	1	5	5.0	0	5
Career	1	5	5.0	0	5

#20 - MALIK DAVIS - RB

OPPONENT	No	Yds	Avg	TD	Lg
U.Mich - 9/2	1	8	8.0	0	8
Tenn - 9/16	4	94	23.5	0	72
at UK - 9/23	0	0	0.0	0	0
Vandy - 9/30	0	0	0.0	0	0
LSU - 10/7	0	0	0.0	0	0
TAMU - 10/14	0	0	0.0	0	0
UGA - 10/28	0	0	0.0	0	0
at Mizzou - 11/4	0	0	0.0	0	0
at USC - 11/11	0	0	0.0	0	0
UAB - 11/18	0	0	0.0	0	0
FSU - 11/25	0	0	0.0	0	0
2017	5	102	20.4	0	72
Career	5	102	20.4	0	72

#22 - LAMICAL PERINE - RB

OPPONENT	No	Yds	Avg	TD	Lg
U.Mich - 9/2	7	8	1.1	0	6
Tenn - 9/16	11	55	5.0	0	21
at UK - 9/23	0	0	0.0	0	0
Vandy - 9/30	0	0	0.0	0	0
LSU - 10/7	0	0	0.0	0	0
TAMU - 10/14	0	0	0.0	0	0
UGA - 10/28	0	0	0.0	0	0
at Mizzou - 11/4	0	0	0.0	0	0
at USC - 11/11	0	0	0.0	0	0
UAB - 11/18	0	0	0.0	0	0
FSU - 11/25	0	0	0.0	0	0
2016	91	421	4.6	1	59
2017	18	63	3.5	0	21
Career	109	484	4.4	1	59

#24 - MARK THOMPSON - RB

OPPONENT	No	Yds	Avg	TD	Lg
U.Mich - 9/2	5	13	2.6	0	6
Tenn - 9/16	7	30	4.3	0	12
at UK - 9/23	0	0	0.0	0	0
Vandy - 9/30	0	0	0.0	0	0
LSU - 10/7	0	0	0.0	0	0
TAMU - 10/14	0	0	0.0	0	0
UGA - 10/28	0	0	0.0	0	0
at Mizzou - 11/4	0	0	0.0	0	0
at USC - 11/11	0	0	0.0	0	0
UAB - 11/18	0	0	0.0	0	0
FSU - 11/25	0	0	0.0	0	0
2016	68	299	4.4	2	36
2017	12	43	3.6	0	12
Career	80	342	4.3	2	36

#25 - JORDAN SCARLETT - RB

OPPONENT	No	Yds	Avg	TD	Lg
U.Mich - 9/2	0	0	0.0	0	0
Tenn - 9/16	0	0	0.0	0	0
at UK - 9/23	0	0	0.0	0	0
Vandy - 9/30	0	0	0.0	0	0
LSU - 10/7	0	0	0.0	0	0
TAMU - 10/14	0	0	0.0	0	0
UGA - 10/28	0	0	0.0	0	0
at Mizzou - 11/4	0	0	0.0	0	0
at USC - 11/11	0	0	0.0	0	0
UAB - 11/18	0	0	0.0	0	0
FSU - 11/25	0	0	0.0	0	0
2015	34	181	5.3	1	60
2016	179	889	5.0	6	46
2017	0	0	0.0	0	0
Career	213	1070	5.0	7	60

#81 - ANTONIO CALLAWAY - WR

OPPONENT	No	Yds	Avg	TD	Lg
U.Mich - 9/2	0	0	0.0	0	0
Tenn - 9/16	0	0	0.0	0	0
at UK - 9/23	0	0	0.0	0	0
Vandy - 9/30	0	0	0.0	0	0
LSU - 10/7	0	0	0.0	0	0
TAMU - 10/14	0	0	0.0	0	0
UGA - 10/28	0	0	0.0	0	0
at Mizzou - 11/4	0	0	0.0	0	0
at USC - 11/11	0	0	0.0	0	0
UAB - 11/18	0	0	0.0	0	0
FSU - 11/25	0	0	0.0	0	0
2015	3	19	6.3	0	9
2016	5	32	6.4	1	24
2017	0	0	0.0	0	0
Career	8	51	6.4	1	24

#4 - BRANDON POWELL - WR

OPPONENT	No	Yds	Avg	TD	Lg
U.Mich - 9/2	2	8	4.0	0	6
Tenn - 9/16	3	40	13.3	1	22
at UK - 9/23	0	0	0.0	0	0
Vandy - 9/30	0	0	0.0	0	0
LSU - 10/7	0	0	0.0	0	0
TAMU - 10/14	0	0	0.0	0	0
UGA - 10/28	0	0	0.0	0	0
at Mizou - 11/4	0	0	0.0	0	0
at USC - 11/11	0	0	0.0	0	0
UAB - 11/18	0	0	0.0	0	0
FSU - 11/25	0	0	0.0	0	0
2014	15	147	10	1	42
2015	29	390	13	3	77
2016	45	387	9	2	26
2017	5	48	10	1	22
Career	94	972	10	7	77

#16 - FREDDIE SWAIN - WR

OPPONENT	No	Yds	Avg	TD	Lg
U.Mich - 9/2	0	0	0.0	0	0
Tenn - 9/16	0	0	0.0	0	0
at UK - 9/23	0	0	0.0	0	0
Vandy - 9/30	0	0	0.0	0	0
LSU - 10/7	0	0	0.0	0	0
TAMU - 10/14	0	0	0.0	0	0
UGA - 10/28	0	0	0.0	0	0
at Mizou - 11/4	0	0	0.0	0	0
at USC - 11/11	0	0	0.0	0	0
UAB - 11/18	0	0	0.0	0	0
FSU - 11/25	0	0	0.0	0	0
2016	8	118	15	2	26
2017	0	0	0	0	0
Career	8	118	15	2	26

#24 - MARK THOMPSON - RB

OPPONENT	No	Yds	Avg	TD	Lg
U.Mich - 9/2	0	0	0.0	0	0
Tenn - 9/16	1	4	4.0	0	4
at UK - 9/23	0	0	0.0	0	0
Vandy - 9/30	0	0	0.0	0	0
LSU - 10/7	0	0	0.0	0	0
TAMU - 10/14	0	0	0.0	0	0
UGA - 10/28	0	0	0.0	0	0
at Mizou - 11/4	0	0	0.0	0	0
at USC - 11/11	0	0	0.0	0	0
UAB - 11/18	0	0	0.0	0	0
FSU - 11/25	0	0	0.0	0	0
2016	4	105	26	1	85
2017	1	4	4	0	4
Career	5	109	22	1	85

#9 - DRE MASSEY - WR

OPPONENT	No	Yds	Avg	TD	Lg
U.Mich - 9/2	1	2	2.0	0	2
Tenn - 9/16	0	0	0.0	0	0
at UK - 9/23	0	0	0.0	0	0
Vandy - 9/30	0	0	0.0	0	0
LSU - 10/7	0	0	0.0	0	0
TAMU - 10/14	0	0	0.0	0	0
UGA - 10/28	0	0	0.0	0	0
at Mizou - 11/4	0	0	0.0	0	0
at USC - 11/11	0	0	0.0	0	0
UAB - 11/18	0	0	0.0	0	0
FSU - 11/25	0	0	0.0	0	0
2017	1	2	2	0	2
Career	1	2	2	0	2

#17 - KADARIUS TONEY - WR

OPPONENT	No	Yds	Avg	TD	Lg
U.Mich - 9/2	2	27	13.5	0	20
Tenn - 9/16	4	40	10.0	0	19
at UK - 9/23	0	0	0.0	0	0
Vandy - 9/30	0	0	0.0	0	0
LSU - 10/7	0	0	0.0	0	0
TAMU - 10/14	0	0	0.0	0	0
UGA - 10/28	0	0	0.0	0	0
at Mizou - 11/4	0	0	0.0	0	0
at USC - 11/11	0	0	0.0	0	0
UAB - 11/18	0	0	0.0	0	0
FSU - 11/25	0	0	0.0	0	0
2017	6	67	11	0	20
Career	6	67	11	0	20

#25 - JORDAN SCARLETT - RB

OPPONENT	No	Yds	Avg	TD	Lg
U.Mich - 9/2	0	0	0.0	0	0
Tenn - 9/16	0	0	0.0	0	0
at UK - 9/23	0	0	0.0	0	0
Vandy - 9/30	0	0	0.0	0	0
LSU - 10/7	0	0	0.0	0	0
TAMU - 10/14	0	0	0.0	0	0
UGA - 10/28	0	0	0.0	0	0
at Mizou - 11/4	0	0	0.0	0	0
at USC - 11/11	0	0	0.0	0	0
UAB - 11/18	0	0	0.0	0	0
FSU - 11/25	0	0	0.0	0	0
2015	1	1	1	0	1
2016	4	23	6	0	13
2017	0	0	0	0	0
Career	5	24	5	0	13

#10 - JOSH HAMMOND - WR

OPPONENT	No	Yds	Avg	TD	Lg
U.Mich - 9/2	3	71	23.7	0	34
Tenn - 9/16	3	22	7.3	0	9
at UK - 9/23	0	0	0.0	0	0
Vandy - 9/30	0	0	0.0	0	0
LSU - 10/7	0	0	0.0	0	0
TAMU - 10/14	0	0	0.0	0	0
UGA - 10/28	0	0	0.0	0	0
at Mizou - 11/4	0	0	0.0	0	0
at USC - 11/11	0	0	0.0	0	0
UAB - 11/18	0	0	0.0	0	0
FSU - 11/25	0	0	0.0	0	0
2016	14	177	13	0	53
2017	6	93	16	0	34
Career	20	270	14	0	53

#22 - LAMICAL PERINE - RB

OPPONENT	No	Yds	Avg	TD	Lg
U.Mich - 9/2	0	0	0.0	0	0
Tenn - 9/16	0	0	0.0	0	0
at UK - 9/23	0	0	0.0	0	0
Vandy - 9/30	0	0	0.0	0	0
LSU - 10/7	0	0	0.0	0	0
TAMU - 10/14	0	0	0.0	0	0
UGA - 10/28	0	0	0.0	0	0
at Mizou - 11/4	0	0	0.0	0	0
at USC - 11/11	0	0	0.0	0	0
UAB - 11/18	0	0	0.0	0	0
FSU - 11/25	0	0	0.0	0	0
2016	9	161	18	1	32
2017	0	0	0	0	0
Career	9	161	18	1	32

#30 - DeANDRE GOOLSBY - TE

OPPONENT	No	Yds	Avg	TD	Lg
U.Mich - 9/2	0	0	0.0	0	0
Tenn - 9/16	0	0	0.0	0	0
at UK - 9/23	0	0	0.0	0	0
Vandy - 9/30	0	0	0.0	0	0
LSU - 10/7	0	0	0.0	0	0
TAMU - 10/14	0	0	0.0	0	0
UGA - 10/28	0	0	0.0	0	0
at Mizou - 11/4	0	0	0.0	0	0
at USC - 11/11	0	0	0.0	0	0
UAB - 11/18	0	0	0.0	0	0
FSU - 11/25	0	0	0.0	0	0
2015	17	277	16	1	34
2016	38	342	9	3	32
2017	0	0	0	0	0
Career	55	619	11	4	34

GAME-BY-GAME RECEIVING STATS

#80 - C'YONTAI LEWIS - TE

OPPONENT	No	Yds	Avg	TD	Lg
U.Mich - 9/2	2	17	8.5	0	14
Tenn - 9/16	1	3	3.0	0	3
at UK - 9/23	0	0	0.0	0	0
Vandy - 9/30	0	0	0.0	0	0
LSU - 10/7	0	0	0.0	0	0
TAMU - 10/14	0	0	0.0	0	0
UGA - 10/28	0	0	0.0	0	0
at Mizzou - 11/4	0	0	0.0	0	0
at USC - 11/11	0	0	0.0	0	0
UAB - 11/18	0	0	0.0	0	0
FSU - 11/25	0	0	0.0	0	0
2015	4	75	19	2	32
2016	18	184	10	2	33
2017	3	20	7	0	14
Career	25	279	11	4	33

#81 - ANTONIO CALLAWAY - WR

OPPONENT	No	Yds	Avg	TD	Lg
U.Mich - 9/2	0	0	0.0	0	0
Tenn - 9/16	0	0	0.0	0	0
at UK - 9/23	0	0	0.0	0	0
Vandy - 9/30	0	0	0.0	0	0
LSU - 10/7	0	0	0.0	0	0
TAMU - 10/14	0	0	0.0	0	0
UGA - 10/28	0	0	0.0	0	0
at Mizzou - 11/4	0	0	0.0	0	0
at USC - 11/11	0	0	0.0	0	0
UAB - 11/18	0	0	0.0	0	0
FSU - 11/25	0	0	0.0	0	0
2015	35	678	19	4	66
2016	54	721	13	3	78
2017	0	0	0	0	0
Career	89	1399	16	7	78

#82 - MORAL STEPHENS - TE

OPPONENT	No	Yds	Avg	TD	Lg
U.Mich - 9/2	0	0	0.0	0	0
Tenn - 9/16	1	10	10.0	0	10
at UK - 9/23	0	0	0.0	0	0
Vandy - 9/30	0	0	0.0	0	0
LSU - 10/7	0	0	0.0	0	0
TAMU - 10/14	0	0	0.0	0	0
UGA - 10/28	0	0	0.0	0	0
at Mizzou - 11/4	0	0	0.0	0	0
at USC - 11/11	0	0	0.0	0	0
UAB - 11/18	0	0	0.0	0	0
FSU - 11/25	0	0	0.0	0	0
2016	1	14	14	0	14
2017	1	10	10	0	10
Career	2	24	12	0	14

#89 - TYRIE CLEVELAND - WR

OPPONENT	No	Yds	Avg	TD	Lg
U.Mich - 9/2	4	56	14.0	0	31
Tenn - 9/16	5	93	18.6	1	63
at UK - 9/23	0	0	0.0	0	0
Vandy - 9/30	0	0	0.0	0	0
LSU - 10/7	0	0	0.0	0	0
TAMU - 10/14	0	0	0.0	0	0
UGA - 10/28	0	0	0.0	0	0
at Mizzou - 11/4	0	0	0.0	0	0
at USC - 11/11	0	0	0.0	0	0
UAB - 11/18	0	0	0.0	0	0
FSU - 11/25	0	0	0.0	0	0
2016	14	298	21	2	98
2017	9	149	17	1	63
Career	23	447	19	3	98

D

OPPONENT	No	Yds	Avg	TD	Lg
----------	----	-----	-----	----	----

GAME-BY-GAME PASSING STATS

#8 - MALIK ZAIRE - QB

OPPONENT	Att	Comp	Yds	Pct	TD	INT	Lng	Rating
U.Mich - 9/2	17	9	106	52.9%	0	0	28	105.3
Tenn - 9/16	0	0	0	0.0%	0	0	0	0.0
at UK - 9/23	0	0	0	0.0%	0	0	0	0.0
Vandy - 9/30	0	0	0	0.0%	0	0	0	0.0
LSU - 10/7	0	0	0	0.0%	0	0	0	0.0
TAMU - 10/14	0	0	0	0.0%	0	0	0	0.0
UGA - 10/28	0	0	0	0.0%	0	0	0	0.0
at Mizzou - 11/4	0	0	0	0.0%	0	0	0	0.0
at USC - 11/11	0	0	0	0.0%	0	0	0	0.0
UAB - 11/18	0	0	0	0.0%	0	0	0	0.0
FSU - 11/25	0	0	0	0.0%	0	0	0	0.0
SEC	0	0	0	0.0%	0	0	0	0.0
2017	17	9	106	52.9%	0	0	28	105.3
Career	17	9	106	52.9%	0	0	28	105.3

#13 - FELEIPE FRANKS - QB

OPPONENT	Att	Comp	Yds	Pct	TD	INT	Lng	Rating
U.Mich - 9/2	9	5	75	55.6%	0	0	34	125.6
Tenn - 9/16	28	18	212	64.3%	2	1	63	144.3
at UK - 9/23	0	0	0	0.0%	0	0	0	0.0
Vandy - 9/30	0	0	0	0.0%	0	0	0	0.0
LSU - 10/7	0	0	0	0.0%	0	0	0	0.0
TAMU - 10/14	0	0	0	0.0%	0	0	0	0.0
UGA - 10/28	0	0	0	0.0%	0	0	0	0.0
at Mizzou - 11/4	0	0	0	0.0%	0	0	0	0.0
at USC - 11/11	0	0	0	0.0%	0	0	0	0.0
UAB - 11/18	0	0	0	0.0%	0	0	0	0.0
FSU - 11/25	0	0	0	0.0%	0	0	0	0.0
SEC	0	0	0	0.0%	0	0	0	0.0
2017	37	23	287	62.2%	2	1	63	139.8
Career	37	23	287	62.2%	2	1	63	139.8

#9 - DRE MASSEY - WR

OPPONENT	No	Yds	Avg	TD	Lg
U.Mich - 9/2	1	15	15.0	0	15
Tenn - 9/16	0	0	0.0	0	0
at UK - 9/23	0	0	0.0	0	0
Vandy - 9/30	0	0	0.0	0	0
LSU - 10/7	0	0	0.0	0	0
TAMU - 10/14	0	0	0.0	0	0
UGA - 10/28	0	0	0.0	0	0
at Mizou - 11/4	0	0	0.0	0	0
at USC - 11/11	0	0	0.0	0	0
UAB - 11/18	0	0	0.0	0	0
FSU - 11/25	0	0	0.0	0	0
2016	1	21	21.0	0	21
2017	1	15	15.0	0	15
Career	2	36	18.0	0	21

#17 - KADARIUS TONEY - WR

OPPONENT	No	Yds	Avg	TD	Lg
U.Mich - 9/2	1	15	15.0	0	15
Tenn - 9/16	0	0	0.0	0	0
at UK - 9/23	0	0	0.0	0	0
Vandy - 9/30	0	0	0.0	0	0
LSU - 10/7	0	0	0.0	0	0
TAMU - 10/14	0	0	0.0	0	0
UGA - 10/28	0	0	0.0	0	0
at Mizou - 11/4	0	0	0.0	0	0
at USC - 11/11	0	0	0.0	0	0
UAB - 11/18	0	0	0.0	0	0
FSU - 11/25	0	0	0.0	0	0
2017	1	15	15.0	0	15
Career	1	15	15.0	0	15

#89 - TYRIE CLEVELAND - WR

OPPONENT	No	Yds	Avg	TD	Lg
U.Mich - 9/2	2	41	20.5	0	26
Tenn - 9/16	2	63	31.5	0	46
at UK - 9/23	0	0	0.0	0	0
Vandy - 9/30	0	0	0.0	0	0
LSU - 10/7	0	0	0.0	0	0
TAMU - 10/14	0	0	0.0	0	0
UGA - 10/28	0	0	0.0	0	0
at Mizou - 11/4	0	0	0.0	0	0
at USC - 11/11	0	0	0.0	0	0
UAB - 11/18	0	0	0.0	0	0
FSU - 11/25	0	0	0.0	0	0
2017	4	104	26.0	0	46
Career	4	104	26.0	0	46

^a

OPPONENT	No	Yds	Avg	TD	Lg
U.Mich - 9/2	0	0	0.0	0	0

^b

OPPONENT	No	Yds	Avg	TD	Lg
U.Mich - 9/2	0	0	0.0	0	0

^c

OPPONENT	No	Yds	Avg	TD	Lg
U.Mich - 9/2	0	0	0.0	0	0

GAME-BY-GAME PUNT RETURN STATS

#4 - BRANDON POWELL - WR

OPPONENT	No	Yds	Avg	TD	Lg
U.Mich - 9/2	0	0	0.0	0	0
Tenn - 9/16	2	14	7.0	0	7
at UK - 9/23	0	0	0.0	0	0
Vandy - 9/30	0	0	0.0	0	0
LSU - 10/7	0	0	0.0	0	0
TAMU - 10/14	0	0	0.0	0	0
UGA - 10/28	0	0	0.0	0	0
at Mizou - 11/4	0	0	0.0	0	0
at USC - 11/11	0	0	0.0	0	0
UAB - 11/18	0	0	0.0	0	0
FSU - 11/25	0	0	0.0	0	0
2015	1	0	0.0	0	0
2016	5	23	4.6	0	7
2017	2	14	7.0	0	7
Career	8	37	4.6	0	7

#16 - FREDDIE SWAIN - WR

OPPONENT	No	Yds	Avg	TD	Lg
U.Mich - 9/2	0	0	0.0	0	0
Tenn - 9/16	0	0	0.0	0	0
at UK - 9/23	0	0	0.0	0	0
Vandy - 9/30	0	0	0.0	0	0
LSU - 10/7	0	0	0.0	0	0
TAMU - 10/14	0	0	0.0	0	0
UGA - 10/28	0	0	0.0	0	0
at Mizou - 11/4	0	0	0.0	0	0
at USC - 11/11	0	0	0.0	0	0
UAB - 11/18	0	0	0.0	0	0
FSU - 11/25	0	0	0.0	0	0
2016	1	1	1.0	0	1
2017	0	0	0.0	0	0
Career	1	1	1.0	0	1

#81 - ANTONIO CALLAWAY - WR

OPPONENT	No	Yds	Avg	TD	Lg
U.Mich - 9/2	0	0	0.0	0	0
Tenn - 9/16	0	0	0.0	0	0
at UK - 9/23	0	0	0.0	0	0
Vandy - 9/30	0	0	0.0	0	0
LSU - 10/7	0	0	0.0	0	0
TAMU - 10/14	0	0	0.0	0	0
UGA - 10/28	0	0	0.0	0	0
at Mizou - 11/4	0	0	0.0	0	0
at USC - 11/11	0	0	0.0	0	0
UAB - 11/18	0	0	0.0	0	0
FSU - 11/25	0	0	0.0	0	0
2015	28	435	15.5	2	85
2016	26	218	8.4	0	39
2017	0	0	0.0	0	0
Career	54	653	12.1	2	85

GAME-BY-GAME PUNTING STATS

#19 - JOHNNY TOWNSEND - P							
OPPONENT	No	Yds	Avg	TB	I20	LG	BL
U.Mich - 9/2	6	328	54.7	1	1	59	0
Tenn - 9/16	5	224	44.8	0	2	59	0
at UK - 9/23	0	0	0.0	0	0	0	0
Vandy - 9/30	0	0	0.0	0	0	0	0
LSU - 10/7	0	0	0.0	0	0	0	0
TAMU - 10/14	0	0	0.0	0	0	0	0
UGA - 10/28	0	0	0.0	0	0	0	0
at Mizzou - 11/4	0	0	0.0	0	0	0	0
at USC - 11/11	0	0	0.0	0	0	0	0
UAB - 11/18	0	0	0.0	0	0	0	0
FSU - 11/25	0	0	0.0	0	0	0	0
2013	29	1,217	42.0	5	6	61	0
2014	0	0	0.0	0	0	0	0
2015	83	3,765	45.4	5	30	61	0
2016	64	3,065	47.9	7	27	62	1
2017	11	552	50.2	1	3	59	0
Career	187	8,599	46.0	18	30		

GAME-BY-GAME KICKING STATS

OPPONENT	Extra Points			#15 - EDDY PINEIRO - K				Total Pts	Kickoffs				
	M	A	Pct	M	A	Pct	Lg		No	Yds	Avg	TB	OB
U.Mich - 9/2	2	2	1.000	1	2	0.500	46	5	4	260	65.0	4	0
Tenn - 9/16	2	2	1.000	2	2	1.000	41	8	5	325	65.0	5	0
at UK - 9/23	0	0	0.000	0	0	0.000	0	0	0	0	0.0	0	0
Vandy - 9/30	0	0	0.000	0	0	0.000	0	0	0	0	0.0	0	0
LSU - 10/7	0	0	0.000	0	0	0.000	0	0	0	0	0.0	0	0
TAMU - 10/14	0	0	0.000	0	0	0.000	0	0	0	0	0.0	0	0
UGA - 10/28	0	0	0.000	0	0	0.000	0	0	0	0	0.0	0	0
at Mizzou - 11/4	0	0	0.000	0	0	0.000	0	0	0	0	0.0	0	0
at USC - 11/11	0	0	0.000	0	0	0.000	0	0	0	0	0.0	0	0
UAB - 11/18	0	0	0.000	0	0	0.000	0	0	0	0	0.0	0	0
FSU - 11/25	0	0	0.000	0	0	0.000	0	0	0	0	0.0	0	0
2016	32	32	1.0	21	25	0.84	54	95	66	4276	64.8	48	3
2017	4	4	1.0	3	4	0.75	46	13	9	585	65.0	9	0

#3 - MARCO WILSON - DB

OPP.	U	A	T	TFL	SK	INT	PB	FR	FF
U.Mich - 9/2	3	0	3	0.0	0.0	0	0	0	0
Tenn - 9/16	4	3	7	0.0	0.0	0	3	0	0
at UK - 9/23	0	0	0	0.0	0.0	0	0	0	0
Vandy - 9/30	0	0	0	0.0	0.0	0	0	0	0
LSU - 10/7	0	0	0	0.0	0.0	0	0	0	0
TAMU - 10/14	0	0	0	0.0	0.0	0	0	0	0
UGA - 10/28	0	0	0	0.0	0.0	0	0	0	0
at Mizou - 11/4	0	0	0	0.0	0.0	0	0	0	0
at USC - 11/11	0	0	0	0.0	0.0	0	0	0	0
UAB - 11/18	0	0	0	0.0	0.0	0	0	0	0
FSU - 11/25	0	0	0	0.0	0.0	0	0	0	0
2017	7	3	10	0.0	0.0	0	3	0	0
Career	7	3	10	0.0	0.0	0	3	0	0

#5 - CJ HENDERSON - DB

OPP.	U	A	T	TFL	SK	INT	PB	FR	FF
U.Mich - 9/2	2	0	2	0.0	0.0	1	0	0	0
Tenn - 9/16	3	2	5	0.0	0.0	1	0	0	0
at UK - 9/23	0	0	0	0.0	0.0	0	0	0	0
Vandy - 9/30	0	0	0	0.0	0.0	0	0	0	0
LSU - 10/7	0	0	0	0.0	0.0	0	0	0	0
TAMU - 10/14	0	0	0	0.0	0.0	0	0	0	0
UGA - 10/28	0	0	0	0.0	0.0	0	0	0	0
at Mizou - 11/4	0	0	0	0.0	0.0	0	0	0	0
at USC - 11/11	0	0	0	0.0	0.0	0	0	0	0
UAB - 11/18	0	0	0	0.0	0.0	0	0	0	0
FSU - 11/25	0	0	0	0.0	0.0	0	0	0	0
2017	5	2	7	0.0	0.0	2	0	0	0
Career	5	2	7	0.0	0.0	2	0	0	0

#7 - DUKE DAWSON - DB

OPP.	U	A	T	TFL	SK	INT	PB	FR	FF
U.Mich - 9/2	3	0	3	0.0	0.0	1	0	0	0
Tenn - 9/16	4	2	6	1.0	0.0	1	2	0	0
at UK - 9/23	0	0	0	0.0	0.0	0	0	0	0
Vandy - 9/30	0	0	0	0.0	0.0	0	0	0	0
LSU - 10/7	0	0	0	0.0	0.0	0	0	0	0
TAMU - 10/14	0	0	0	0.0	0.0	0	0	0	0
UGA - 10/28	0	0	0	0.0	0.0	0	0	0	0
at Mizou - 11/4	0	0	0	0.0	0.0	0	0	0	0
at USC - 11/11	0	0	0	0.0	0.0	0	0	0	0
UAB - 11/18	0	0	0	0.0	0.0	0	0	0	0
FSU - 11/25	0	0	0	0.0	0.0	0	0	0	0
2014	10	4	14	0.0	0.0	0	0	0	0
2015	5	5	10	0.0	0.0	0	0	0	0
2016	18	6	24	0	0.0	0	0	0	0
2017	7	2	9	1	0.0	2	2	0	0
Career	40	17	57	1	0.0	2	2	0	0

#8 - NICK WASHINGTON - DB

OPP.	U	A	T	TFL	SK	INT	PB	FR	FF
U.Mich - 9/2	7	2	9	0.0	0.0	0	0	0	0
Tenn - 9/16	1	3	4	0.0	0.0	0	0	0	0
at UK - 9/23	0	0	0	0.0	0.0	0	0	0	0
Vandy - 9/30	0	0	0	0.0	0.0	0	0	0	0
LSU - 10/7	0	0	0	0.0	0.0	0	0	0	0
TAMU - 10/14	0	0	0	0.0	0.0	0	0	0	0
UGA - 10/28	0	0	0	0.0	0.0	0	0	0	0
at Mizou - 11/4	0	0	0	0.0	0.0	0	0	0	0
at USC - 11/11	0	0	0	0.0	0.0	0	0	0	0
UAB - 11/18	0	0	0	0.0	0.0	0	0	0	0
FSU - 11/25	0	0	0	0.0	0.0	0	0	0	0
2014	2	3	5	0.0	0.0	0	0	0	0
2015	11	17	28	0.0	0.0	0	0	0	0
2016	22	23	45	0	0.0	0	0	0	0
2017	8	5	13	0	0.0	0	0	0	0
Career	43	48	91	0	0.0	0	0	0	0

#11 - VOSEAN JOSEPH - LB

OPP.	U	A	T	TFL	SK	INT	PB	FR	FF
U.Mich - 9/2	1	0	1	0.0	0.0	0	0	0	0
Tenn - 9/16	1	5	6	0.0	0.0	0	0	0	0
at UK - 9/23	0	0	0	0.0	0.0	0	0	0	0
Vandy - 9/30	0	0	0	0.0	0.0	0	0	0	0
LSU - 10/7	0	0	0	0.0	0.0	0	0	0	0
TAMU - 10/14	0	0	0	0.0	0.0	0	0	0	0
UGA - 10/28	0	0	0	0.0	0.0	0	0	0	0
at Mizou - 11/4	0	0	0	0.0	0.0	0	0	0	0
at USC - 11/11	0	0	0	0.0	0.0	0	0	0	0
UAB - 11/18	0	0	0	0.0	0.0	0	0	0	0
FSU - 11/25	0	0	0	0.0	0.0	0	0	0	0
2016	7	6	13	0.0	0.0	0	0	0	0
2017	2	5	7	0.0	0.0	0	0	0	0
Career	9	11	20	0	0.0	0	0	0	0

#13 - DONOVAN STINER - DB

OPP.	U	A	T	TFL	SK	INT	PB	FR	FF
U.Mich - 9/2	1	0	1	0.0	0.0	0	0	0	0
Tenn - 9/16	0	0	0	0.0	0.0	0	0	0	0
at UK - 9/23	0	0	0	0.0	0.0	0	0	0	0
Vandy - 9/30	0	0	0	0.0	0.0	0	0	0	0
LSU - 10/7	0	0	0	0.0	0.0	0	0	0	0
TAMU - 10/14	0	0	0	0.0	0.0	0	0	0	0
UGA - 10/28	0	0	0	0.0	0.0	0	0	0	0
at Mizou - 11/4	0	0	0	0.0	0.0	0	0	0	0
at USC - 11/11	0	0	0	0.0	0.0	0	0	0	0
UAB - 11/18	0	0	0	0.0	0.0	0	0	0	0
FSU - 11/25	0	0	0	0.0	0.0	0	0	0	0
2017	1	0	1	0.0	0.0	0	0	0	0
Career	1	0	1	0.0	0.0	0	0	0	0

#17 - JORDAN SHERIT - RUSH

OPP.	U	A	T	TFL	SK	INT	PB	FR	FF
U.Mich - 9/2	5	0	5	2.0	2.0	0	0	0	0
Tenn - 9/16	0	3	3	0.5	0.0	0	0	0	0
at UK - 9/23	0	0	0	0.0	0.0	0	0	0	0
Vandy - 9/30	0	0	0	0.0	0.0	0	0	0	0
LSU - 10/7	0	0	0	0.0	0.0	0	0	0	0
TAMU - 10/14	0	0	0	0.0	0.0	0	0	0	0
UGA - 10/28	0	0	0	0.0	0.0	0	0	0	0
at Mizou - 11/4	0	0	0	0.0	0.0	0	0	0	0
at USC - 11/11	0	0	0	0.0	0.0	0	0	0	0
UAB - 11/18	0	0	0	0.0	0.0	0	0	0	0
FSU - 11/25	0	0	0	0.0	0.0	0	0	0	0
2014	0	3	3	0.0	0.0	0	0	0	0
2015	14	11	25	2.3	2.3	1.5	2	1.5	2
2016	16	22	38	5.25	5.3	3.5	3.5	3.5	3.5
2017	5	3	8	2.5	2.0	0.0	0	0	0
Career	35	39	74	10	9.5	5.0	5	5	5

#23 - CHAUNCEY GARDNER - DB

OPP.	U	A	T	TFL	SK	INT	PB	FR	FF
U.Mich - 9/2	5	1	6	2.0	0.0	0	0	0	0
Tenn - 9/16	2	2	4	0.0	0.0	0	1	0	0
at UK - 9/23	0	0	0	0.0	0.0	0	0	0	0
Vandy - 9/30	0	0	0	0.0	0.0	0	0	0	0
LSU - 10/7	0	0	0	0.0	0.0	0	0	0	0
TAMU - 10/14	0	0	0	0.0	0.0	0	0	0	0
UGA - 10/28	0	0	0	0.0	0.0	0	0	0	0
at Mizou - 11/4	0	0	0	0.0	0.0	0	0	0	0
at USC - 11/11	0	0	0	0.0	0.0	0	0	0	0
UAB - 11/18	0	0	0	0.0	0.0	0	0	0	0
FSU - 11/25	0	0	0	0.0	0.0	0	0	0	0
2016	21	11	32	0.0	0.0	0	0	0	0
2017	7	3	10	2.0	0.0	0	1	0	0
Career	28	14	42	2	0.0	0.0	1	0	0

#26 - MARCELL HARRIS - DB

OPP.	U	A	T	TFL	SK	INT	PB	FR	FF
U.Mich - 9/2	0	0	0	0.0	0.0	0	0	0	0
Tenn - 9/16	0	0	0	0.0	0.0	0	0	0	0
at UK - 9/23	0	0	0	0.0	0.0	0	0	0	0
Vandy - 9/30	0	0	0	0.0	0.0	0	0	0	0
LSU - 10/7	0	0	0	0.0	0.0	0	0	0	0
TAMU - 10/14	0	0	0	0.0	0.0	0	0	0	0
UGA - 10/28	0	0	0	0.0	0.0	0	0	0	0
at Mizou - 11/4	0	0	0	0.0	0.0	0	0	0	0
at USC - 11/11	0	0	0	0.0	0.0	0	0	0	0
UAB - 11/18	0	0	0	0.0	0.0	0	0	0	0
FSU - 11/25	0	0	0	0.0	0.0	0	0	0	0
2014	4	3	7	0.0	0.0	0 </			

GAME-BY-GAME DEFENSIVE STATS

#31 - SHAWN DAVIS - DB

OPP.	U	A	T	TFL	SK	INT	PB	FR	FF
U.Mich - 9/2	2	1	3	0.0	0.0	0	0	0	0
NCU - 9/9	0	0	0	0.0	0.0	0	0	0	0
Tenn - 9/16	0	0	0	0.0	0.0	0	0	0	0
at UK - 9/23	0	0	0	0.0	0.0	0	0	0	0
Vandy - 9/30	0	0	0	0.0	0.0	0	0	0	0
LSU - 10/7	0	0	0	0.0	0.0	0	0	0	0
TAMU - 10/14	0	0	0	0.0	0.0	0	0	0	0
UGA - 10/28	0	0	0	0.0	0.0	0	0	0	0
at Mizou - 11/4	0	0	0	0.0	0.0	0	0	0	0
at USC - 11/11	0	0	0	0.0	0.0	0	0	0	0
UAB - 11/18	0	0	0	0.0	0.0	0	0	0	0
FSU - 11/25	0	0	0	0.0	0.0	0	0	0	0
2017	2	1	3	0.0	0.0	0	0	0	0
Career	2	1	3	0.0	0.0	4	0	0	0

#33 - DAVID REESE - LB

OPP.	U	A	T	TFL	SK	INT	PB	FR	FF
U.Mich - 9/2	6	5	11	1.0	0.0	0	0	0	0
NCU - 9/9	0	0	0	0.0	0.0	0	0	0	0
Tenn - 9/16	0	0	0	0.0	0.0	0	0	0	0
at UK - 9/23	0	0	0	0.0	0.0	0	0	0	0
Vandy - 9/30	0	0	0	0.0	0.0	0	0	0	0
LSU - 10/7	0	0	0	0.0	0.0	0	0	0	0
TAMU - 10/14	0	0	0	0.0	0.0	0	0	0	0
UGA - 10/28	0	0	0	0.0	0.0	0	0	0	0
at Mizou - 11/4	0	0	0	0.0	0.0	0	0	0	0
at USC - 11/11	0	0	0	0.0	0.0	0	0	0	0
UAB - 11/18	0	0	0	0.0	0.0	0	0	0	0
FSU - 11/25	0	0	0	0.0	0.0	0	0	0	0
2016	14	35	49	0.0	0.0	0	0	0	0
2017	6	5	11	1.0	0.0	0	0	0	0
Career	20	40	60	1	0.0	0.0	0	0	0

#35 - JOSEPH PUTU - DB

OPP.	U	A	T	TFL	SK	INT	PB	FR	FF
U.Mich - 9/2	0	0	0	0.0	0.0	0	0	0	0
NCU - 9/9	0	0	0	0.0	0.0	0	0	0	0
Tenn - 9/16	0	0	0	0.0	0.0	0	0	0	0
at UK - 9/23	0	0	0	0.0	0.0	0	0	0	0
Vandy - 9/30	0	0	0	0.0	0.0	0	0	0	0
LSU - 10/7	0	0	0	0.0	0.0	0	0	0	0
TAMU - 10/14	0	0	0	0.0	0.0	0	0	0	0
UGA - 10/28	0	0	0	0.0	0.0	0	0	0	0
at Mizou - 11/4	0	0	0	0.0	0.0	0	0	0	0
at USC - 11/11	0	0	0	0.0	0.0	0	0	0	0
UAB - 11/18	0	0	0	0.0	0.0	0	0	0	0
FSU - 11/25	0	0	0	0.0	0.0	0	0	0	0
2016	1	3	4	0.0	0.0	0	0	0	0
2017	0	0	0	0.0	0.0	0	0	0	0
Career	1	3	4	0	0.0	0.0	0	0	0

#36 - EDDIE GILES - DB

OPP.	U	A	T	TFL	SK	INT	PB	FR	FF
U.Mich - 9/2	0	0	0	0.0	0.0	0	0	0	0
NCU - 9/9	0	0	0	0.0	0.0	0	0	0	0
Tenn - 9/16	0	0	0	0.0	0.0	0	0	0	0
at UK - 9/23	0	0	0	0.0	0.0	0	0	0	0
Vandy - 9/30	0	0	0	0.0	0.0	0	0	0	0
LSU - 10/7	0	0	0	0.0	0.0	0	0	0	0
TAMU - 10/14	0	0	0	0.0	0.0	0	0	0	0
UGA - 10/28	0	0	0	0.0	0.0	0	0	0	0
at Mizou - 11/4	0	0	0	0.0	0.0	0	0	0	0
at USC - 11/11	0	0	0	0.0	0.0	0	0	0	0
UAB - 11/18	0	0	0	0.0	0.0	0	0	0	0
FSU - 11/25	0	0	0	0.0	0.0	0	0	0	0
2016	0	0	0	0.0	0.0	0	0	0	0
2017	0	0	0	0.0	0.0	0	0	0	0
Career	0	0	0	0	0.0	0.0	0	0	0

#44 - RAYSHAD JACKSON - LB

OPP.	U	A	T	TFL	SK	INT	PB	FR	FF
U.Mich - 9/2	0	0	0	0.0	0.0	0	0	0	0
NCU - 9/9	0	0	0	0.0	0.0	0	0	0	0
Tenn - 9/16	0	0	0	0.0	0.0	0	0	0	0
at UK - 9/23	0	0	0	0.0	0.0	0	0	0	0
Vandy - 9/30	0	0	0	0.0	0.0	0	0	0	0
LSU - 10/7	0	0	0	0.0	0.0	0	0	0	0
TAMU - 10/14	0	0	0	0.0	0.0	0	0	0	0
UGA - 10/28	0	0	0	0.0	0.0	0	0	0	0
at Mizou - 11/4	0	0	0	0.0	0.0	0	0	0	0
at USC - 11/11	0	0	0	0.0	0.0	0	0	0	0
UAB - 11/18	0	0	0	0.0	0.0	0	0	0	0
FSU - 11/25	0	0	0	0.0	0.0	0	0	0	0
2016	1	1	2	0.0	0.0	0	0	0	0
2017	0	0	0	0.0	0.0	0	0	0	0
Career	1	1	2	0	0.0	0.0	0	0	0

#50 - JEREMIAH MOON - LB

OPP.	U	A	T	TFL	SK	INT	PB	FR	FF
U.Mich - 9/2	2	1	3	0.0	0.0	0	0	0	0
NCU - 9/9	0	0	0	0.0	0.0	0	0	0	0
Tenn - 9/16	0	0	0	0.0	0.0	0	0	0	0
at UK - 9/23	0	0	0	0.0	0.0	0	0	0	0
Vandy - 9/30	0	0	0	0.0	0.0	0	0	0	0
LSU - 10/7	0	0	0	0.0	0.0	0	0	0	0
TAMU - 10/14	0	0	0	0.0	0.0	0	0	0	0
UGA - 10/28	0	0	0	0.0	0.0	0	0	0	0
at Mizou - 11/4	0	0	0	0.0	0.0	0	0	0	0
at USC - 11/11	0	0	0	0.0	0.0	0	0	0	0
UAB - 11/18	0	0	0	0.0	0.0	0	0	0	0
FSU - 11/25	0	0	0	0.0	0.0	0	0	0	0
2016	0	3	3	0.0	0.0	0	0	0	0
2017	2	1	3	0.0	0.0	0	0	0	0
Career	2	4	6	0	0.0	0.0	0	0	0

#54 - KHAIRI CLARK - DL

OPP.	U	A	T	TFL	SK	INT	PB	FR	FF
U.Mich - 9/2	0	0	0	0.0	0.0	0	0	0	0
NCU - 9/9	0	0	0	0.0	0.0	0	0	0	0
Tenn - 9/16	0	0	0	0.0	0.0	0	0	0	0
at UK - 9/23	0	0	0	0.0	0.0	0	0	0	0
Vandy - 9/30	0	0	0	0.0	0.0	0	0	0	0
LSU - 10/7	0	0	0	0.0	0.0	0	0	0	0
TAMU - 10/14	0	0	0	0.0	0.0	0	0	0	0
UGA - 10/28	0	0	0	0.0	0.0	0	0	0	0
at Mizou - 11/4	0	0	0	0.0	0.0	0	0	0	0
at USC - 11/11	0	0	0	0.0	0.0	0	0	0	0
UAB - 11/18	0	0	0	0.0	0.0	0	0	0	0
FSU - 11/25	0	0	0	0.0	0.0	0	0	0	0
2015	4	12	16	1.5	1.5	1	1	1	1
2016	4	12	16	1.5	1.5	1	1	1	1
2017	0	0	0	0	0.0	0.0	0	0	0
Career	8	24	32	3	3.0	2.0	2	2	2

#55 - KYREE CAMPBELL - DL

OPP.	U	A	T	TFL	SK	INT	PB	FR	FF
U.Mich - 9/2	1	1	2	0.5	0.0	0	0	0	0
NCU - 9/9	0	0	0	0.0	0.0	0	0	0	0
Tenn - 9/16	0	0	0	0.0	0.0	0	0	0	0
at UK - 9/23	0	0	0	0.0	0.0	0	0	0	0
Vandy - 9/30	0	0	0	0.0	0.0	0	0	0	0
LSU - 10/7	0	0	0	0.0	0.0	0	0	0	0
TAMU - 10/14	0	0	0	0.0	0.0	0	0	0	0
UGA - 10/28	0	0	0	0.0	0.0	0	0	0	0
at Mizou - 11/4	0	0	0	0.0	0.0	0	0	0	0
at USC - 11/11	0	0	0	0.0	0.0	0	0	0	0
UAB - 11/18	0	0	0	0.0	0.0	0	0	0	0
FSU - 11/25	0	0	0	0.0	0.0	0	0	0	0
2017	1	1	2	0.5	0.0	0	0	0	0
Career	1	1	2	0.5	0.0	0	0	0	0

#56 - TEDARRELL SLATON - DL

OPP.	U	A	T	TFL	SK	INT	PB	FR	FF
U.Mich - 9/2	1	0	1	0.0	0.0	0	0	0	0
NCU - 9/9	0	0	0	0.0	0.0	0	0	0	0
Tenn - 9/16	0	0	0	0.0	0.0	0	0	0	0
at UK - 9/23	0	0	0	0.0	0.0	0	0	0	0
Vandy - 9/30	0	0	0	0.0	0.0	0	0	0	0
LSU - 10/7	0	0	0	0.0	0.0	0	0	0	0
TAMU - 10/14	0	0	0	0.0	0.0	0	0	0	0
UGA - 10/28	0	0	0	0.0	0.0	0	0	0	0
at Mizou - 11/4	0	0	0	0.0	0.0	0	0	0	0
at USC - 11/11	0	0	0	0.0	0.0	0	0	0	0
UAB - 11/18	0	0	0	0.0	0.0	0	0	0	0
FSU - 11/25	0	0	0	0.0	0.0	0	0	0	0
2017	1	0	1	0.0	0.0	0	0	0	0
Career	1	0	1	0.0	0.0	0	0	0	0

#90 - ANTONNEOUS CLAYTON - DL

OPP.	U	A	T	TFL	SK	INT	PB	FR	FF
U.Mich - 9/2	0	0	0	0.0	0.0	0	0	0	0
NCU - 9/9	0	0	0	0.0	0.0	0	0	0	0
Tenn - 9/16	0	0	0	0.0	0.0	0	0	0	0
at UK - 9/23	0	0	0	0.0	0.0	0	0	0	0
Vandy - 9/30	0	0	0	0.0	0.0	0	0	0	0
LSU - 10/7	0	0	0	0.0	0.0	0	0	0	0
TAMU - 10/14	0	0	0	0.0	0.0	0	0	0	0
UGA - 10/28	0	0	0	0.0	0				

#96 - CECE JEFFERSON - DL									
OPP.	U	A	T	TFL	SK	INT	PB	FR	FF
U.Mich - 9/2	2	2	4	2.5	1.0	0	0	0	0
NCU - 9/9	0	0	0	0.0	0.0	0	0	0	0
Tenn - 9/16	0	0	0	0.0	0.0	0	0	0	0
at UK - 9/23	0	0	0	0.0	0.0	0	0	0	0
Vandy - 9/30	0	0	0	0.0	0.0	0	0	0	0
LSU - 10/7	0	0	0	0.0	0.0	0	0	0	0
TAMU - 10/14	0	0	0	0.0	0.0	0	0	0	0
UGA - 10/28	0	0	0	0.0	0.0	0	0	0	0
at Mizou - 11/4	0	0	0	0.0	0.0	0	0	0	0
at USC - 11/11	0	0	0	0.0	0.0	0	0	0	0
UAB - 11/18	0	0	0	0.0	0.0	0	0	0	0
FSU - 11/25	0	0	0	0.0	0.0	0	0	0	0
2015	18	11	29	5.3	5.3	3.5	3.5	3.5	3.5
2016	15	15	30	2.3	2.3	1.5	2	1.5	2
2017	2	2	4	2.5	1.0	0.0	0	0	0
Career	35	28	63	10	8.5	5.0	5	5	5

#98 - LUKE ANCRUM - DL									
OPP.	U	A	T	TFL	SK	INT	PB	FR	FF
U.Mich - 9/2	0	0	0	0.0	0.0	0	0	0	0
NCU - 9/9	0	0	0	0.0	0.0	0	0	0	0
Tenn - 9/16	0	0	0	0.0	0.0	0	0	0	0
at UK - 9/23	0	0	0	0.0	0.0	0	0	0	0
Vandy - 9/30	0	0	0	0.0	0.0	0	0	0	0
LSU - 10/7	0	0	0	0.0	0.0	0	0	0	0
TAMU - 10/14	0	0	0	0.0	0.0	0	0	0	0
UGA - 10/28	0	0	0	0.0	0.0	0	0	0	0
at Mizou - 11/4	0	0	0	0.0	0.0	0	0	0	0
at USC - 11/11	0	0	0	0.0	0.0	0	0	0	0
UAB - 11/18	0	0	0	0.0	0.0	0	0	0	0
FSU - 11/25	0	0	0	0.0	0.0	0	0	0	0
2016	0	3	3	0.0	0.0	0	0	0	0
2017	0	0	0	0.0	0.0	0	0	0	0
Career	0	3	3	0	0.0	0.0	0	0	0

#99 - JACHAI POLITE - DL									
OPP.	U	A	T	TFL	SK	INT	PB	FR	FF
U.Mich - 9/2	5	1	6	2.0	1.0	0	0	0	0
NCU - 9/9	0	0	0	0.0	0.0	0	0	0	0
Tenn - 9/16	0	0	0	0.0	0.0	0	0	0	0
at UK - 9/23	0	0	0	0.0	0.0	0	0	0	0
Vandy - 9/30	0	0	0	0.0	0.0	0	0	0	0
LSU - 10/7	0	0	0	0.0	0.0	0	0	0	0
TAMU - 10/14	0	0	0	0.0	0.0	0	0	0	0
UGA - 10/28	0	0	0	0.0	0.0	0	0	0	0
at Mizou - 11/4	0	0	0	0.0	0.0	0	0	0	0
at USC - 11/11	0	0	0	0.0	0.0	0	0	0	0
UAB - 11/18	0	0	0	0.0	0.0	0	0	0	0
FSU - 11/25	0	0	0	0.0	0.0	0	0	0	0
2016	6	5	11	3.0	3.0	2	2	2	2
2017	5	1	6	2.0	1.0	0	0	0	0
Career	11	6	17	5	4.0	2.0	2	2	2

SPECIALTY MISCELLANEOUS STATS

RUSHING	Rushes	1st	Conv-3rd	10+	20+
Callaway,A.	0	0	0	0	0
Cleveland,T.	1	0	0	0	0
Davis,M.	5	0	0	2	1
Franks,F.	11	2	2	1	0
Perine,L.	18	3	3	1	1
Powell,B.	0	0	0	0	0
Scarlett,J.	0	0	0	0	0
Thompson,M.	12	2	1	1	0
Toney,K.	1	0	0	0	0
Zaire,M.	8	1	0	0	0
Others	0	0	0	0	0
TEAM TOTALS	56	8	6	5	2

RECEIVING	Catches	Targets	1st	Conv-3rd	10+	20+
Callaway,A.	0	0	0	0	0	0
Cleveland,T.	9	13	4	2	4	3
Goolsby,D.	0	0	0	0	0	0
Hammond,J.	6	9	3	0	2	2
Lewis,C.	3	4	0	0	1	0
Massey,D.	1	2	0	0	0	0
Perine,L.	0	0	0	0	0	0
Powell,B.	5	11	2	0	2	1
Scarlett,J.	0	0	0	0	0	0
Stephens,M.	1	1	1	0	1	0
Swain,F.	0	2	0	0	0	0
Thompson,M.	1	3	0	0	0	0
Toney,K.	6	8	4	1	3	1
Others	0	1	0	0	0	0
TEAM TOTALS	32	54	14	3	13	7

PASSING	1st	Conv-3rd	10+	20+
Franks,F.	10	2	9	4
Zaire,M.	4	1	4	3
TEAM TOTALS	14	3	13	7

	3rd down	4th down	RZ-Def Plays
Ancrum,L.	1	0	0
Bryan,T.	0	0	1
Campbell,K.	2	0	0
Clark,K.	1	0	0
Clayton,A.	0	0	0
Davis,S.	0	0	0
Dawson,D.	2	0	4
Garcia,C.	0	0	0
Gardner,C.	2	0	2
Giles,E.	0	0	0
Harris,M.	0	0	0
Henderson,C.	4	0	0
Jackson,R.	0	0	0
Jefferson,C.	1	0	2
Johnson,K.	0	0	0
Joseph,V.	2	0	2
Moon,J.	0	0	0
Polite,J.	2	0	1
Putu,J.	0	0	0
Reese,D.	2	0	0
Sherit,J.	1	0	2
Slaton,T.	0	0	0
Stephen,G.	0	0	0
Stiner,D.	0	0	0
Taylor,Je.	0	0	0
Washington,N.	1	0	2
Wilson,M.	0	0	2
Zuniga,J.	2	0	1
Others	0	0	0
TEAM TOTALS	23	0	19

Defensive stops include tackles, assisted tackles, QB hurries, pass breakups, interceptions, fumble recoveries and forced fumbles. A stop on 3rd down is defined as a play made that resulted in bringing up a 4th down.

Red Zone defensive plays include any tackles, assisted tackles, QB hurries, pass breakups, interceptions, fumble recoveries and forced fumbles on plays that were in the red zone.

SPECIAL TEAMS TACKLES

Player	UA	A	TT
Ryan Farr	1	0	1
Johnny Townsend	1	0	1
CJ Henderson	1	0	1
Jeremiah Moon	1	0	1
Donovan Stiner	1	0	1
Taven Bryan	1	0	1

DRIVES

Total TD Drive Time:	0:04:13
Total Offensive TD:	2
Average TD Time:	2:06
Shortest TD Drive, Yards:	7 plays, 44 yards, vs Tennessee
Longest TD Drive, Yards:	4 plays, 75 yards, vs Tennessee
Shortest TD Drive Time:	0:50, vs Tennessee
Longest TD Drive Time:	3:23, vs Tennessee
Most Plays on TD Drive:	7, vs Tennessee
Fewest Plays on TD Drive:	4, vs Tennessee

FIELD POSITION

	Florida	Opponents
Drives Started	27	27
Avg. Starting Field Position	F24.3	O27.7
Sum of starting field position	658	748
Times Started Inside Own 20	8	5
Drives Started in Opp. Territory	1	6

WEEKLY LEADERS

FLORIDA

Opponent	Rushes	Rush Yards	Catches	Receiving Yards	Tackles	Tackles-for-Loss	Sacks
Michigan	5, M. Thompson/F. Franks	22, F. Franks	4, T. Cleveland	71, J. Hammond	11, D. Reese	2.5, C. Jefferson	2.5, C. Jefferson
Northern Colorado	Game cancelled due to Hurricane Irma						
Tennessee	11, M. Thompson	94, M. Davis	5, T. Cleveland	93, T. Cleveland	7, D. Reese/M. Wilson	1.5, J. Zuniga	0.5, J. Zuniga/K. Campbell
Kentucky							
Vanderbilt							
LSU							
Texas A&M							
Georgia							
Missouri							
South Carolina							
UAB							
Florida State							

OPPONENT

Opponent	Rushes	Rush Yards	Catches	Receiving Yards	Tackles	Tackles-for-Loss	Sacks
Michigan	22, C. Evans	114, T. Isaac	4, G. Perry	83, T. Black	7, D. Bush	3, D. Bush	2, D. Bush
Northern Colorado	Game canceled due to Hurricane Irma						
Tennessee	19, J. Kelly	145, J. Kelly	6, J. Kelly	96, J. Kelly	10, R. Gaulden	1, C. Jumper/D. Taylor	1, C. Jumper/D. Taylor
Kentucky							
Vanderbilt							
LSU							
Texas A&M							
Georgia							
Missouri							
South Carolina							
UAB							
Florida State							

PLAYS PER DRIVE

FLORIDA

Opponent	Off. Plays	Drives	Avg
Michigan	55	13	4.2
Northern Colorado	Game cancelled due to Hurricane Irma		
Tennessee	57	14	4.07
Kentucky			
Vanderbilt			
LSU			
Texas A&M			
Georgia			
Missouri			
South Carolina			
UAB			
Florida State			
TOTALS:	112	27	4.1

OPPONENT

Opponent	Off. Plays	Drives	Avg.
Michigan	81	14	5.8
Northern Colorado	Game cancelled due to Hurricane Irma		
Tennessee	72	13	5.5
Kentucky			
Vanderbilt			
LSU			
Texas A&M			
Georgia			
Missouri			
South Carolina			
UAB			
Florida State			
TOTALS:	153	27	5.6

OFFENSIVE TOUCHDOWN BREAKDOWN

YARDS	No. of TD	No. of TD Drives
1-10	1	1
11-20		
21-30		
31-40		
41-50		
51-60		
61-70	1	1
71-80		
81-90		
91-99		

POSS. TIME	TD Drives	Plays on TD Drive
0:01-0:30	1	4
0:31-1:00		
1:01-1:30		
1:31-2:00		
2:01-3:00		
3:01-4:00	1	7
4:01-5:00		
5:01-6:00		
6:01-7:00		
7:01+		
OT		

TAKEAWAYS

Opponent	Takeaway	Qtr.	Yd.-Line	Result	Result of Drive
vs. Michigan	Duke Dawson INT	2	M48	Ret. 48 yards for TD	Touchdown
vs. Michigan	CJ Henderson INT	2	M41	Ret. 41 yards for TD	Touchdown
vs. Tennessee	Davis Reese INT	1	F30	Ret. 4 yards	Punt
vs. Tennessee	Duke Dawson INT	3	F1	Ret. 0 yards	Punt
vs. Tennessee	CJ Henderson INT	4	T16	Ret. 16 yards for TD	Touchdown
TOTALS:	5 Takeaways (5 INTs) - 3 Touchdowns, 21 points				

TURNOVERS

Opponent	Turnover	Qtr.	Yd.-Line	Result	Result of Drive
vs. Michigan	Ambry Thomas FR	3	F14	Ret. 2 yards to F16	Field Goal
vs. Michigan	Lawrence Marshall FR	3	F37	Ret. 0 yards to F37	Field Goal
vs. Michigan	Noah Furbush FR	4	F00	Rec. in endzone for TD	Touchdown
vs. Tennessee	Rashaam Gaulden INT	4	F40	Ret. 0 yards	Field Goal
TOTALS:	4 Turnovers (3 Fumbles, 1 Interception) - 1 touchdown, 3 field goals, 16 points				

First Half Takeaways	3
First Quarter	1
Second Quarter	2
Second Half Takeaways	2
Third Quarter	1
Fourth Quarter	1
TOTAL TAKEAWAYS	5
Interceptions	5
Fumble Recoveries	0

First Half Turnovers	0
First Quarter	0
Second Quarter	0
Second Half Turnovers	4
Third Quarter	2
Fourth Quarter	2
TOTAL TURNOVERS	4
Interceptions	1
Fumbles Lost	3

+1 TURNOVER MARGIN

EXPLOSIVE PLAYS

RUNS 10+

(5 run for 137 yards, 27.4 avg.)

Yards	Player	Opponent
16	Feleipe Franks	Michigan
16	Malik Davis	Tennessee
21	Lamical Perine	Tennessee
72	Malik Davis	Tennessee
12	Mark Thompson	Tennessee

RECEIVING 20+

(6 catches for 189 yards, 31.5 avg.)

Yards	Player	Opponent
34	Josh Hammond (from Franks)	Michigan
28	Josh Hammond (from Zaire)	Michigan
22	Tyrie Cleveland (from Zaire)	Michigan
20	Kadarius Toney (from Zaire)	Michigan
22	Brandon Powell (From Franks)	Tennessee
63	Tyrie Cleveland (From Franks)	Tennessee

KICK RETURNS 30+

(1 return for 46 yards)

Yards	Player	Opponent
46	Tyrie Cleveland	Tennessee

PUNT RETURNS 20+

(0 returns for 0 yards)

Yards	Player	Opponent
N/A		

DEFENSIVE RETURNS 20+

(2 returns for 89 yards)

Yards	Player	Opponent
48 TD	Duke Dawson INT	vs. Michigan
41 TD	CJ Henderson INT	vs. Michigan

UF TOTALS: 2 plays for 89 yards (44.5 avg.)

OPPONENT BIG PLAYS

Run (10+)	11 for 220 yards
Receiving (20+)	6 for 232 yards
Kick Returns (30+)	N/A
Punt Returns (20+)	N/A
Defensive Returns (20+)	N/A

TOTAL: 17 plays for 452 yards (26.5 avg.)

GAME-BY-GAME STARTERS

OFFENSE

Game	LT	LG	C	RG	RT	QB	RB	TE	WR	WR	UTIL
Michigan	M. Ivey	B. Heggie	T. McCoy	F. Johnson	J. Tatlor	F. Franks	L. Perine	C. Lewis	J. Hammond	T. Cleveland	D. Goolsby (TE)
Northern Colorado	Game cancelled due to Hurricane Irma										
Tennessee	M. Ivey	B. Heggie	T. McCoy	F. Johnson	J. Tatlor	F. Franks	L. Perine	C. Lewis	J. Hammond	T. Cleveland	B. Powell (WR)
Kentucky											
Vanderbilt											
LSU											
Texas A&M											
Georgia											
Missouri											
South Carolina											
UAB											
Florida State											

DEFENSE

Game	DE	DT	DT	DE	LB	LB	CB	CB	S	S	UTIL
Michigan	J. Zuniga	K. Clark	T. Bryan	C. Jefferson	J. Moon	D. Reese	D. Dawson	M. Wilson	N. Washington	C. Gardner	V. Joseph (LB)
Northern Colorado	Game cancelled due to Hurricane Irma										
Tennessee	J. Zuniga	K. Clark	T. Bryan	C. Jefferson	J. Moon	D. Reese	D. Dawson	M. Wilson	N. Washington	C. Gardner	V. Joseph (LB)
Kentucky											
Vanderbilt											
LSU											
Texas A&M											
Georgia											
Missouri											
South Carolina											
UAB											
Florida State											

CAREER STARTS

OFFENSE	2017	2016	2015	2014	Total	Streak	DEFENSE	2017	2016	2015	2014	Total	Streak
Antonio Callaway, WR		11	13	0	24		Jordan Sherit, DL		7	4	0	11	
Brandon Powell, WR	1	11	10	2	24		Cece Jefferson, DL	2	6	4	0	12	4
Martez Ivey, OL	2	12	8	0	22	3	Nick Washington, DB	2	6	4	0	12	2
DeAndre Goolsby, TE	1	10	6	0	17	0	Marcell Harris, DB		8	1	0	9	
C'yontai Lewis, TE	2	11	1	0	14	3	Duke Dawson, DB	2	7	0	1	10	2
Jawaan Taylor, OL	2	12	0	0	14	11	Kylan Johnson, LB		6	0	0	6	
Fred Johnson, RT	2	8	2	0	12	2	Keivonnis Davis, DL		5	0	0	5	
Tyler Jordan, RG		8	2	0	10		Khairi Clark, DL	2	3	1	0	6	2
Jordan Scarlett, RB		8	1	0	9		David Reese, LB	2	4	0	0	6	2
Antonio Riles, RG		0	6	0	6		Taven Bryan, DL	2	2	1	0	5	2
Luke Del Rio, QB		6	0	0	6		Chauncey Gardner, DB	2	3	0	0	5	5
Tyrie Cleveland, WR	2	4	0	0	6	3	Jabari Zuniga, DL	2	3	0	0	5	2
T.J. McCoy, OL	2	4	0	0	6	6	Cristian Garcia, LB		1	0	0	1	
Mark Thompson, RB		4	0	0	4		Vosean Joseph, LB	2	1	0	0	3	3
Josh Hammond, WR	2	3	0	0	5	2	Jeremiah Moon	2				2	2
Kavaris Harkless, OL		1	0	0	1		Marco Wilson	2				2	2
Brett Heggie, OL	2	0	0	0	2	2							
Feleipe Franks	2				2	2							
Lamical Perine	2				2	2							

NON-OFFENSIVE SCORES

FLORIDA - 3

Duke Dawson INT vs Michigan
CJ Henderson INT vs Michigan
CJ Henderson INT vs Tennessee

TOTALS: 3 INT

OPPONENTS - 1

Noah Furbush FR, vs Michigan

TOTALS: 1 FR

100-YARD GAMES

100+ Yard Receiving Games

Player	2017	2016	2015	2014	Career
Callaway	-	2	3	-	5
Cleveland	-	1	-	-	1
TOTAL	-	3	3	-	6

100+ Yard Rushing Games

Player	2017	2016	Career
Perine	-	2	2
Scarlett	-	3	3
TOTAL	-	5	5

200-YARD GAMES

200+ Yard Passing Games

Player	2017	2016	Career
Franks	1	N/A	1
Del Rio	-	4	4
TOTAL	1	4	5

300+ Yard Passing Games

Player	2017	2016	Career
Del Rio	-	1	1
TOTAL	-	1	1

RED ZONE

FLORIDA

Opponent	No.	TDs	FG	Score Pct.	TD Pct.	TO	Failed		
							Dwn.	EOH	MFG
Michigan	0	0	0	N/A	N/A	0	0	0	0
Northern Colorado	Game cancelled due to Hurricane Irma								
Tennessee	4	2	1	0.75	0.50	1	0	0	0
Kentucky									
Vanderbilt									
LSU									
Texas A&M									
Georgia									
Missouri									
South Carolina									
UAB									
Florida State									
TOTAL	4	2	1	0.75	0.50	1	0	0	0

OPPONENTS

Team	No.	TDs	FG	Score Pct.	TD Pct.	TO	Failed		
							Dwn.	EOH	MFG
Michigan	4	1	2	0.75	0.25	0	0	0	1
Northern Colorado	Game cancelled due to Hurricane Irma								
Tennessee	4	2	1	0.75	0.50	1	0	0	0
Kentucky									
Vanderbilt									
LSU									
Texas A&M									
Georgia									
Missouri									
South Carolina									
UAB									
Florida State									
TOTAL	8	3	3	0.75	0.375	1	0	0	1

TO: Turnover; Dwn.: Loss of possession on downs; EOH: End of half/game; MFG: Missed/blocked Field Goal

WHAT HAPPENS ON 1ST DOWN

Team	Plays	Yards	Avg.	Rush	Yards	Avg.	Pct.	Pass	Yards	Avg.	Pct.
FLORIDA	47	356	7.57	22	133	6.04	37.3	25	219	8.76	61.5
Opponents	66	475	5.07	42	234	5.57	49.2	24	241	10.04	50.7

3RD DOWN CONVERSIONS

3rd down and ...	1	2	3	4	5	6	7	8	9	10	11	12	13	14	15+	Total	Pct.
FLORIDA	2-2	2-2	1-2	0-0	2-3	0-1	0-0	0-2	0-0	0-1	0-0	0-0	0-0	0-0	0-1	7-14	50.0
Tennessee	1-2	0-0	1-2	0-0	0-1	3-4	0-0	0-0	0-2	0-2	0-1	0-1	0-0	0-0	1-1	5-16	31.2
FLORIDA	2-2	2-3	1-3	1-2	2-3	0-2	0-0	0-3	0-2	0-2	0-0	0-0	0-1	0-0	1-4	9-27	33.3
Opponents	2-3	1-2	1-2	1-3	0-1	3-5	1-2	0-1	0-4	0-3	0-1	0-2	2-3	0-1	1-1	11-34	32.3
UF PERCENTAGE	100.0	66.6	33.3	50.0	66.6	00.0	00.0	00.0	00.0	00.0	00.0	00.0	00.0	00.0	25.0		
Opp. Percentage	66.6	50.0	50.0	33.3	00.0	60.0	50.0	00.0	00.0	00.0	00.0	00.0	66.7	00.0	100.0		

FLORIDA OFFENSIVE SCORING DRIVES

Opponent	Plays	Net Yards	TOP	Quarter	How Acquired (Yd. Line)	Scoring Play
Michigan	6	46	2:34	1	KO (F25)	Eddy Pineiro 46 yard field goal
Tennessee	15	65	7:21	1	KO (F25)	Eddy Pineiro 27 yard field goal
Tennessee	7	32	3:46	2	Punt (F44)	Eddy Pineiro 41 yard field goal
Tennessee	7	44	3:23	4	KO (T44)	Bandon Powell 5 yard pass from Feleipe Franks
Tennessee	4	75	0:50	4	KO (F25)	Tyrie Cleveland 63 yard pass from Feleipe Franks

OPPONENT OFFENSIVE SCORING DRIVES

Opponent	Plays	Net Yards	TOP	Quarter	How Acquired (Yd. Line)	Scoring Play
vs Michigan	14	68	6:59	1	KO (F07)	Quinn Nordin 25 yard Field Goal
vs Michigan	3	75	0:43	1	Punt (F46)	Tarik Black 46 yard pass from Wilton Speight
vs Michigan	5	33	2:42	2	Missed FG (M30)	Quinn Nordin 55 yard Field Goal
vs Michigan	10	75	3:13	3	KO (M25)	Karan Higson 3 yard run
vs Michigan	4	46	0:42	3	Fumble (F16)	Quinn Nordin 30 yard Field Goal
vs Michigan	4	58	1:09	3	Fumble (F37)	Quinn Nordin 50 yard Field Goal
vs. Tennessee	12	42	5:13	2	KO (T25)	Brent Cimaglia 51 yard field goal
vs. Tennessee	5	80	2:09	4	Fumble (T20)	Jon Kelly 34 yard run
vs. Tennessee	2	75	0:30	4	KO (T25)	Eli Wolf 28 yard pass from Q Dormady
vs. Tennessee	8	31	3:07	4	INT (F40)	Aaron Medley 27 yard field goal

2017 Florida Football
Florida Game Results (as of Sep 16, 2017)
All games

Date	Opponent		Score	Overall	Conference	Time	Attend
Sep 02, 2017	vs #11 Michigan	L	17-33	0-1	0-0	3:28	75802
* Sep 16, 2017	#23 TENNESSEE	W	26-20	1-1	1-0	3:30	87736

2017 Florida Football
 Florida Overall Team Statistics (as of Sep 16, 2017)
 All games

Team Statistics	UF	OPP
SCORING	43	53
Points Per Game	21.5	26.5
Points Off Turnovers	21	23
FIRST DOWNS	23	42
Rushing	8	19
Passing	14	20
Penalty	1	3
RUSHING YARDAGE	179	398
Yards gained rushing	262	442
Yards lost rushing	83	44
Rushing Attempts	56	82
Average Per Rush	3.2	4.9
Average Per Game	89.5	199.0
TDs Rushing	0	2
PASSING YARDAGE	393	477
Comp-Att-Int	32-54-1	33-65-5
Average Per Pass	7.3	7.3
Average Per Catch	12.3	14.5
Average Per Game	196.5	238.5
TDs Passing	2	2
TOTAL OFFENSE	572	875
Total Plays	110	147
Average Per Play	5.2	6.0
Average Per Game	286.0	437.5
KICK RETURNS: #-Yards	6-134	0-0
PUNT RETURNS: #-Yards	2-14	6-69
INT RETURNS: #-Yards	5-109	1-0
KICK RETURN AVERAGE	22.3	0.0
PUNT RETURN AVERAGE	7.0	11.5
INT RETURN AVERAGE	21.8	0.0
FUMBLES-LOST	7-5	0-0
PENALTIES-Yards	13-83	14-109
Average Per Game	41.5	54.5
PUNTS-Yards	11-552	6-217
Average Per Punt	50.2	36.2
Net punt average	42.1	33.8
KICKOFFS-Yards	9-585	13-839
Average Per Kick	65.0	64.5
Net kick average	40.0	42.7
TIME OF POSSESSION/Game	26:31	33:29
3RD-DOWN Conversions	9/27	12/34
3rd-Down Pct	33%	35%
4TH-DOWN Conversions	1/2	1/1
4th-Down Pct	50%	100%
SACKS BY-Yards	6-28	8-59
MISC YARDS	0	0
TOUCHDOWNS SCORED	5	5
FIELD GOALS-ATTEMPTS	3-4	6-11
ON-SIDE KICKS	0-0	0-0
RED-ZONE SCORES	(2-2) 100%	(4-7) 57%
RED-ZONE TOUCHDOWNS	(1-2) 50%	(1-7) 14%
PAT-ATTEMPTS	(4-4) 100%	(5-5) 100%
ATTENDANCE	87736	0
Games/Avg Per Game	1/87736	0/0
Neutral Site Games		1/75802

Score by Quarters	1st	2nd	3rd	4th	OT	Total
Florida	6	17	0	20	0	43
Opponents	10	6	13	24	0	53

2017 Florida Football
 Florida Overall Individual Statistics (as of Sep 16, 2017)
 All games

Rushing	gp-gs	att	gain	loss	net	avg	td	lg	avg/g
Malik Davis	2-0	5	102	0	102	20.4	0	72	51.0
Lamical Perine	2-2	18	70	7	63	3.5	0	21	31.5
Mark Thompson	2-0	12	44	1	43	3.6	0	12	21.5
Kadarius Toney	2-0	1	5	0	5	5.0	0	5	2.5
Tyrie Cleveland	2-2	1	4	0	4	4.0	0	4	2.0
Feleipe Franks	2-2	11	30	39	-9	-0.8	0	16	-4.5
Malik Zaire	1-0	8	7	36	-29	-3.6	0	5	-29.0
Total	2	56	262	83	179	3.2	0	72	89.5
Opponents	2	82	442	44	398	4.9	2	38	199.0

Passing	gp-gs	effic	comp-att-int	pct	yds	td	lg	avg/g
Feleipe Franks	2-2	139.75	23-37-1	62.2	287	2	63	143.5
Malik Zaire	1-0	105.32	9-17-0	52.9	106	0	28	106.0
Total	2	128.91	32-54-1	59.3	393	2	63	196.5
Opponents	2	107.18	33-65-5	50.8	477	2	52	238.5

Receiving	gp-gs	no.	yds	avg	td	lg	avg/g
Tyrie Cleveland	2-2	9	149	16.6	1	63	74.5
Josh Hammond	2-2	6	93	15.5	0	34	46.5
Kadarius Toney	2-0	6	67	11.2	0	20	33.5
Brandon Powell	2-1	5	48	9.6	1	22	24.0
C'yontai Lewis	2-2	3	20	6.7	0	14	10.0
Moral Stephens	2-0	1	10	10.0	0	10	5.0
Mark Thompson	2-0	1	4	4.0	0	4	2.0
Dre Massey	2-0	1	2	2.0	0	2	1.0
Total	2	32	393	12.3	2	63	196.5
Opponents	2	33	477	14.5	2	52	238.5

Punt Returns	no.	yds	avg	td	lg
Brandon Powell	2	14	7.0	0	7
Total	2	14	7.0	0	7
Opponents	6	69	11.5	0	29

Interceptions	no.	yds	avg	td	lg
Duke Dawson	2	48	24.0	1	48
CJ Henderson	2	57	28.5	2	41
David Reese	1	4	4.0	0	4
Total	5	109	21.8	3	48
Opponents	1	0	0.0	0	0

Kick Returns	no.	yds	avg	td	lg
Tyrie Cleveland	4	104	26.0	0	46
Dre Massey	1	15	15.0	0	15
Kadarius Toney	1	15	15.0	0	15
Total	6	134	22.3	0	46
Opponents	0	0	0.0	0	0

Fumble Returns	no.	yds	avg	td	lg
Total	0	0	0.0	0	0
Opponents	0	0	0.0	1	0

2017 Florida Football
 Florida Overall Individual Statistics (as of Sep 16, 2017)
 All games

Scoring	td	fg	PAT				dxp	saf	pts
			kick	rush	rcv	pass			
Eddy Pineiro	-	3-4	4-4	-	-	-	-	-	13
CJ Henderson	2	-	-	-	-	-	-	-	12
Duke Dawson	1	-	-	-	-	-	-	-	6
Brandon Powell	1	-	-	-	-	-	-	-	6
Tyrie Cleveland	1	-	-	-	-	-	-	-	6
Total	5	3-4	4-4	-	-	-	-	-	43
Opponents	5	6-11	5-5	-	-	-	-	-	53

Total Offense	g	plays	rush	pass	total	avg/g
Feleipe Franks	2	48	-9	287	278	139.0
Malik Davis	2	5	102	0	102	51.0
Malik Zaire	1	25	-29	106	77	77.0
Lamical Perine	2	18	63	0	63	31.5
Mark Thompson	2	12	43	0	43	21.5
Kadarius Toney	2	1	5	0	5	2.5
Tyrie Cleveland	2	1	4	0	4	2.0
Total	2	110	179	393	572	286.0
Opponents	2	147	398	477	875	437.5

Field Goals	fg	pct.	01-19	20-29	30-39	40-49	50-99	lg	blk
Eddy Pineiro	3-4	75.0	0-0	1-1	0-0	2-3	0-0	46	0

FG Sequence	Florida	Opponents
Michigan	(46),47	(25),(55),(30),(50),52,32
Tennessee	(27),(41)	(51),47,51,44,(27)

Numbers in (parentheses) indicate field goal was made.

Punting	no.	yds	avg	lg	tb	fc	i20	50+	blk
Johnny Townsend	11	552	50.2	59	1	2	3	7	0
Total	11	552	50.2	59	1	2	3	7	0
Opponents	6	217	36.2	53	0	2	2	1	1

Kickoffs	no.	yds	avg	tb	ob	retn	net	ydln
Eddy Pineiro	9	585	65.0	9	0			
Total	9	585	65.0	9	0	0.0	40.0	25
Opponents	13	839	64.5	6	1	22.3	42.7	22

2017 Florida Football
 Florida Overall Individual Statistics (as of Sep 16, 2017)
 All games

All Purpose	g	rush	rcv	pr	kr	ir	total	avg/g
Tyrie Cleveland	2	4	149	0	104	0	257	128.5
Malik Davis	2	102	0	0	0	0	102	51.0
Josh Hammond	2	0	93	0	0	0	93	46.5
Kadarius Toney	2	5	67	0	15	0	87	43.5
Lamical Perine	2	63	0	0	0	0	63	31.5
Brandon Powell	2	0	48	14	0	0	62	31.0
CJ Henderson	2	0	0	0	0	57	57	28.5
Duke Dawson	2	0	0	0	0	48	48	24.0
Mark Thompson	2	43	4	0	0	0	47	23.5
C'yontai Lewis	2	0	20	0	0	0	20	10.0
Dre Massey	2	0	2	0	15	0	17	8.5
Moral Stephens	2	0	10	0	0	0	10	5.0
David Reese	2	0	0	0	0	4	4	2.0
Feleipe Franks	2	-9	0	0	0	0	-9	-4.5
Malik Zaire	1	-29	0	0	0	0	-29	-29.0
Total	2	179	393	14	134	109	829	414.5
Opponents	2	398	477	69	0	0	944	472.0

2017 Florida Football
 Florida Overall Defensive Statistics (as of Sep 16, 2017)
 All games

#	Defensive Leaders	gp-gs	Tackles				tfl/yds	Sacks no-yds	Pass defense			Fumbles		blkd	
			ua	a	tot				int-yds	brup	qbh	rcv-yds	ff	kick	saf
33	David Reese	2-2	9	9	18	1.0-1	.	1-4
8	Nick Washington	2-2	8	5	13
99	Jachai Polite	2-0	6	5	11	2.0-2	1.0-1	.	.	2
3	Marco Wilson	2-2	7	3	10	.	.	.	3
23	Chauncey Gardner	2-2	7	3	10	2.0-7	.	.	1
7	Duke Dawson	2-2	7	2	9	1.0-1	.	2-48	2
92	Jabari Zuniga	2-2	3	5	8	1.5-6	0.5-3	.	.	4
17	Jordan Sherit	2-0	5	3	8	2.5-16	2.0-15	.	.	2
96	CeCe Jefferson	2-2	2	5	7	2.5-6	1.0-4	.	.	2
11	Vosean Joseph	2-2	2	5	7
5	CJ Henderson	2-0	5	2	7	.	.	2-57
50	Jeremiah Moon	2-2	3	2	5	2
55	Kyree Campbell	2-0	1	3	4	1.0-3	0.5-3
28	Kylan Johnson	1-0	3	1	4
93	Taven Bryan	2-2	3	1	4	1.0-2	1.0-2
54	Khairi Clark	2-2	.	3	3
31	Shawn Davis	2-0	2	1	3
29	Jeawon Taylor	2-0	1	1	2	1.0-1
56	Tedarrell Slaton	2-0	1	1	2	0.5-0	.	.	.	1
43	Cristian Garcia	2-0	1	1	2
1S	Donovan Stiner	2-0	1	.	1
41	Ryan Farr	2-0	1	.	1
19	Johnny Townsend	2-0	1	.	1
44	Rayshad Jackson	2-0	.	1	1
3S	Garrett Stephens	1-0	1	.
98	Luke Ancrum	2-0	1
Total		2	79	62	141	16-45	6-28	5-109	7	13	.	.	.	1	.
Opponents		2	56	64	120	14-69	8-59	1-0	10	7	5-0	6	.	.	.

2017 Florida Football
 Florida Individual Season/Career Statistics (as of Sep 16, 2017)
 All games

	SEASON									CAREER								
Rushing	gp	att	gain	loss	net	avg	td	lg	avg/g	gp	att	gain	loss	net	avg	td	lg	avg/g
Malik Davis	2	5	102	0	102	20.4	0	72	51.0	2	5	102	0	102	20.4	0	72	51.0
Lamical Perine	2	18	70	7	63	3.5	0	21	31.5	15	109	505	21	484	4.4	1	59	32.3
Mark Thompson	2	12	44	1	43	3.6	0	12	21.5	14	80	354	12	342	4.3	2	36	24.4
Kadarius Toney	2	1	5	0	5	5.0	0	5	2.5	2	1	5	0	5	5.0	0	5	2.5
Tyrie Cleveland	2	1	4	0	4	4.0	0	4	2.0	13	1	4	0	4	4.0	0	4	0.3
Feleipe Franks	2	11	30	39	-9	-0.8	0	16	-4.5	2	11	30	39	-9	-0.8	0	16	-4.5
Malik Zaire	1	8	7	36	-29	-3.6	0	5	-29.0	1	8	7	36	-29	-3.6	0	5	-29.0
Total	2	56	262	83	179	3.2	0	72	89.5									
Opponents	2	82	442	44	398	4.9	2	38	199.0									
Passing	gp	effic	comp-att-int	pct	yds	td	lg	avg/g	gp	effic	comp-att-int	pct	yds	td	lg	avg/g		
Feleipe Franks	2	139.75	23-37-1	62.2	287	2	63	143.5	2	139.75	23-37-1	62.2	287	2	63	143.5		
Malik Zaire	1	105.32	9-17-0	52.9	106	0	28	106.0	1	105.32	9-17-0	52.9	106	0	28	106.0		
Total	2	128.91	32-54-1	59.3	393	2	63	196.5										
Opponents	2	107.18	33-65-5	50.8	477	2	52	238.5										
Receiving	gp	no.	yds	avg	td	lg	avg/g	gp	no.	yds	avg	td	lg	avg/g				
Tyrie Cleveland	2	9	149	16.6	1	63	74.5	13	23	447	19.4	3	98	34.4				
Josh Hammond	2	6	93	15.5	0	34	46.5	15	20	270	13.5	0	53	18.0				
Kadarius Toney	2	6	67	11.2	0	20	33.5	2	6	67	11.2	0	20	33.5				
Brandon Powell	2	5	48	9.6	1	22	24.0	40	94	972	10.3	7	77	24.3				
C'Yontai Lewis	2	3	20	6.7	0	14	10.0	23	25	279	11.2	4	33	12.1				
Moral Stephens	2	1	10	10.0	0	10	5.0	19	2	24	12.0	0	14	1.3				
Mark Thompson	2	1	4	4.0	0	4	2.0	14	5	109	21.8	1	85	7.8				
Dre Massey	2	1	2	2.0	0	2	1.0	3	1	2	2.0	0	2	0.7				
Total	2	32	393	12.3	2	63	196.5											
Opponents	2	33	477	14.5	2	52	238.5											
Total Offense	g	plays	rush	pass	total	avg/g	g	plays	rush	pass	total	avg/g						
Feleipe Franks	2	48	-9	287	278	139.0	2	48	-9	287	278	139.0						
Malik Davis	2	5	102	0	102	51.0	2	5	102	0	102	51.0						
Malik Zaire	1	25	-29	106	77	77.0	1	25	-29	106	77	77.0						
Lamical Perine	2	18	63	0	63	31.5	15	109	484	0	484	32.3						
Mark Thompson	2	12	43	0	43	21.5	14	80	342	0	342	24.4						
Kadarius Toney	2	1	5	0	5	2.5	2	1	5	0	5	2.5						
Tyrie Cleveland	2	1	4	0	4	2.0	13	1	4	0	4	0.3						
Total	2	110	179	393	572	286.0												
Opponents	2	147	398	477	875	437.5												
Scoring	td	fg	PAT				td	fg	PAT				pts					
			kick	rush	rcv	pass	dxp	saf	pts			kick	rush	rcv	pass	dxp	saf	pts
Eddy Pineiro	-	3-4	4-4	-	-	-	-	-	13	-	24-29	36-36	-	-	-	-	-	108
CJ Henderson	2	-	-	-	-	-	-	-	12	2	-	-	-	-	-	-	-	12
Brandon Powell	1	-	-	-	-	-	-	-	6	8	-	-	-	-	-	-	-	48
Tyrie Cleveland	1	-	-	-	-	-	-	-	6	3	-	-	-	-	-	-	-	18
Duke Dawson	1	-	-	-	-	-	-	-	6	3	-	-	-	-	-	-	-	18
Total	5	3-4	4-4	-	-	-	-	-	43									
Opponents	5	6-11	5-5	-	-	-	-	-	53									
Punt Returns	no.	yds	avg	td	lg	no.	yds	avg	td	lg								
Brandon Powell	2	14	7.0	0	7	8	37	4.6	0	7								
Total	2	14	7.0	0	7													
Opponents	6	69	11.5	0	29													
Kick Returns	no.	yds	avg	td	lg	no.	yds	avg	td	lg								
Tyrie Cleveland	4	104	26.0	0	46	4	104	26.0	0	46								
Dre Massey	1	15	15.0	0	15	2	36	18.0	0	21								
Kadarius Toney	1	15	15.0	0	15	1	15	15.0	0	15								
Total	6	134	22.3	0	46													
Opponents	0	0	0.0	0	0													

2017 Florida Football
 Florida Individual Season/Career Statistics (as of Sep 16, 2017)
 All games

SEASON						CAREER					
Interceptions	no.	yds	avg	td	lg	no.	yds	avg	td	lg	
CJ Henderson	2	57	28.5	2	41	2	57	28.5	2	41	
Duke Dawson	2	48	24.0	1	48	4	121	30.2	3	48	
David Reese	1	4	4.0	0	4	1	4	4.0	0	4	
Total	5	109	21.8	3	48						
Opponents	1	0	0.0	0	0						

Fumble Returns	no.	yds	avg	td	lg	no.	yds	avg	td	lg
Total	0	0	0.0	0	0					
Opponents	0	0	0.0	1	0					

All Purpose	g	rush	rcv	pr	kr	ir	total	avg/g	g	rush	rcv	pr	kr	ir	total	avg/g
Tyrie Cleveland	2	4	149	0	104	0	257	128.5	13	4	447	0	104	0	555	42.7
Malik Davis	2	102	0	0	0	0	102	51.0	2	102	0	0	0	0	102	51.0
Josh Hammond	2	0	93	0	0	0	93	46.5	15	1	270	0	0	0	271	18.1
Kadarius Toney	2	5	67	0	15	0	87	43.5	2	5	67	0	15	0	87	43.5
Lamical Perine	2	63	0	0	0	0	63	31.5	15	484	161	0	86	0	731	48.7
Brandon Powell	2	0	48	14	0	0	62	31.0	40	107	972	37	636	0	1752	43.8
CJ Henderson	2	0	0	0	0	57	57	28.5	3	0	0	0	0	57	57	19.0
Duke Dawson	2	0	0	0	0	48	48	24.0	39	0	0	0	0	121	121	3.1
Mark Thompson	2	43	4	0	0	0	47	23.5	14	342	109	0	21	0	472	33.7
C'yontai Lewis	2	0	20	0	0	0	20	10.0	23	0	279	0	0	0	279	12.1
Dre Massey	2	0	2	0	15	0	17	8.5	3	0	2	0	36	0	38	12.7
Moral Stephens	2	0	10	0	0	0	10	5.0	19	0	24	0	0	0	24	1.3
David Reese	2	0	0	0	0	4	4	2.0	14	0	0	0	0	4	4	0.3
Feleipe Franks	2	-9	0	0	0	0	-9	-4.5	2	-9	0	0	0	0	-9	-4.5
Malik Zaire	1	-29	0	0	0	0	-29	-29.0	1	-29	0	0	0	0	-29	-29.0
Total	2	179	393	14	134	109	829	414.5								
Opponents	2	398	477	69	0	0	944	472.0								

Field Goals	att	good	long	blkd	att	good	long	blkd
Eddy Pineiro	4	3	46	0	29	24	54	0
Total	4	3	46	0				
Opponents	11	6	55	0				

Punting	no.	yds	avg	lg	blk	no.	yds	avg	lg	blk
Johnny Townsend	11	552	50.2	59	0	187	8599	46.0	62	1
Total	11	552	50.2	59	0					
Opponents	6	217	36.2	53	1					

Kickoffs	no.	yds	avg	tb	ob	no.	yds	avg	tb	ob
Eddy Pineiro	9	585	65.0	9	0	75	4861	64.8	57	3
Total	9	585	65.0	9	0					
Opponents	13	839	64.5	6	1					

2017 Florida Football
 Florida Individual Season/Career Statistics (as of Sep 16, 2017)
 All games

##	Defensive Leaders	SEASON										CAREER										
		gp	ua	a	total	tfl	sack	int	pbu	fr	ff	blk	gp	ua	a	total	tfl	sack	int	pbu	fr	ff
33	David Reese	2	9	9	18	1.0	.	1	.	.	.	14	23	44	67	3.0	.	1
8	Nick Washington	2	8	5	13	0.0	40	43	48	91	0.5	.	1	1	2	1	.
99	Jachai Polite	2	6	5	11	2.0	1.0	14	12	10	22	5.5	3.0	.	.	.	1	.
3	Marco Wilson	2	7	3	10	0.0	.	.	3	.	.	2	7	3	10	0.0	.	.	3	.	.	.
23	Chauncey Gardner	2	7	3	10	2.0	.	.	1	.	.	15	27	15	42	2.5	.	3	4	.	.	.
7	Duke Dawson	2	7	2	9	1.0	.	2	2	.	.	39	40	17	57	5.5	.	4	10	.	2	.
92	Jabari Zuniga	2	3	5	8	1.5	0.5	15	21	12	33	10.0	5.5	.	.	.	1	1
17	Jordan Sherit	2	5	3	8	2.5	2.0	34	35	39	74	9.0	7.0	.	2	.	.	.
5	CJ Henderson	2	5	2	7	0.0	.	2	.	.	.	3	5	2	7	0.0	.	2
96	CeCe Jefferson	2	2	5	7	2.5	1.0	28	35	31	66	17.5	6.0	.	1	1	1	.
11	Vosean Joseph	2	2	5	7	0.0	15	9	11	20	1.0	.	.	1	1	.	.
50	Jeremiah Moon	2	3	2	5	0.0	4	3	5	8	0.0
93	Taven Bryan	2	3	1	4	1.0	1.0	27	15	16	31	5.5	2.5	.	1	3	2	.
55	Kyree Campbell	2	1	3	4	1.0	0.5	2	1	3	4	1.0	0.5
28	Kylan Johnson	1	3	1	4	0.0	14	22	21	43	5.0	1.0	.	1	1	.	.
54	Khairi Clark	2	.	3	3	0.0	28	8	27	35	2.0	2.0	.	1	.	.	.
31	Shawn Davis	2	2	1	3	0.0	2	2	1	3	0.0
56	Tedarrell Slaton	2	1	1	2	0.5	2	1	1	2	0.5
43	Cristian Garcia	2	1	1	2	0.0	15	4	5	9	0.0
29	Jeawon Taylor	2	1	1	2	1.0	13	4	5	9	1.0
44	Rayshad Jackson	2	.	1	1	0.0	11	1	2	3	0.0
41	Ryan Farr	2	1	.	1	0.0	29	1	.	1	0.0
1S	Donovan Stiner	2	1	.	1	0.0	2	1	.	1	0.0
19	Johnny Townsend	2	1	.	1	0.0	35	3	2	5	0.0
98	Luke Ancrum	2	.	.	.	0.0	.	.	1	.	.	9	.	3	3	0.0	.	.	1	.	.	.
3S	Garrett Stephens	1	.	.	.	0.0	1	9	.	.	.	0.0	1
Total		2	79	62	141	16	6	5	7	.	1											
Opponents		2	56	64	120	14	8	1	10	5	6											

2017 Florida Football
Florida Game Results (as of Sep 16, 2017)
Conference games

Date	Opponent		Score	Overall	Conference	Time	Attend
* Sep 16, 2017	#23 TENNESSEE	W	26-20	1-0	1-0	3:30	87736

2017 Florida Football
 Florida Overall Team Statistics (as of Sep 16, 2017)
 Conference games

Team Statistics	UF	OPP
SCORING	26	20
Points Per Game	26.0	20.0
Points Off Turnovers	7	10
FIRST DOWNS	14	23
Rushing	6	9
Passing	8	12
Penalty	0	2
RUSHING YARDAGE	168	183
Yards gained rushing	196	194
Yards lost rushing	28	11
Rushing Attempts	29	33
Average Per Rush	5.8	5.5
Average Per Game	168.0	183.0
TDs Rushing	0	1
PASSING YARDAGE	212	259
Comp-Att-Int	18-28-1	21-39-3
Average Per Pass	7.6	6.6
Average Per Catch	11.8	12.3
Average Per Game	212.0	259.0
TDs Passing	2	1
TOTAL OFFENSE	380	442
Total Plays	57	72
Average Per Play	6.7	6.1
Average Per Game	380.0	442.0
KICK RETURNS: #-Yards	2-63	0-0
PUNT RETURNS: #-Yards	2-14	1-29
INT RETURNS: #-Yards	3-20	1-0
KICK RETURN AVERAGE	31.5	0.0
PUNT RETURN AVERAGE	7.0	29.0
INT RETURN AVERAGE	6.7	0.0
FUMBLES-LOST	2-2	0-0
PENALTIES-Yards	8-38	7-54
Average Per Game	38.0	54.0
PUNTS-Yards	5-224	3-135
Average Per Punt	44.8	45.0
Net punt average	39.0	40.3
KICKOFFS-Yards	5-325	5-321
Average Per Kick	65.0	64.2
Net kick average	40.0	41.6
TIME OF POSSESSION/Game	27:15	32:45
3RD-DOWN Conversions	7/14	6/16
3rd-Down Pct	50%	38%
4TH-DOWN Conversions	0/0	0/0
4th-Down Pct	0%	0%
SACKS BY-Yards	1-6	2-24
MISC YARDS	0	0
TOUCHDOWNS SCORED	3	2
FIELD GOALS-ATTEMPTS	2-2	2-5
ON-SIDE KICKS	0-0	0-0
RED-ZONE SCORES	(2-2) 100%	(1-3) 33%
RED-ZONE TOUCHDOWNS	(1-2) 50%	(0-3) 0%
PAT-ATTEMPTS	(2-2) 100%	(2-2) 100%
ATTENDANCE	87736	0
Games/Avg Per Game	1/87736	0/0
Neutral Site Games		0/0

Score by Quarters	1st	2nd	3rd	4th	OT	Total
Florida	3	3	0	20	0	26
Opponents	0	3	0	17	0	20

2017 Florida Football
 Florida Overall Individual Statistics (as of Sep 16, 2017)
 Conference games

Rushing	gp-gs	att	gain	loss	net	avg	td	lg	avg/g
Malik Davis	1-0	4	94	0	94	23.5	0	72	94.0
Lamical Perine	1-1	11	59	4	55	5.0	0	21	55.0
Mark Thompson	1-0	7	30	0	30	4.3	0	12	30.0
Kadarius Toney	1-0	1	5	0	5	5.0	0	5	5.0
Feleipe Franks	1-1	6	8	24	-16	-2.7	0	6	-16.0
Total	1	29	196	28	168	5.8	0	72	168.0
Opponents	1	33	194	11	183	5.5	1	38	183.0

Passing	gp-gs	effic	comp-att-int	pct	yds	td	lg	avg/g
Feleipe Franks	1-1	144.31	18-28-1	64.3	212	2	63	212.0
Total	1	144.31	18-28-1	64.3	212	2	63	212.0
Opponents	1	102.71	21-39-3	53.8	259	1	52	259.0

Receiving	gp-gs	no.	yds	avg	td	lg	avg/g
Tyrie Cleveland	1-1	5	93	18.6	1	63	93.0
Kadarius Toney	1-0	4	40	10.0	0	19	40.0
Brandon Powell	1-1	3	40	13.3	1	22	40.0
Josh Hammond	1-1	3	22	7.3	0	9	22.0
Moral Stephens	1-0	1	10	10.0	0	10	10.0
Mark Thompson	1-0	1	4	4.0	0	4	4.0
C'yontai Lewis	1-1	1	3	3.0	0	3	3.0
Total	1	18	212	11.8	2	63	212.0
Opponents	1	21	259	12.3	1	52	259.0

Punt Returns	no.	yds	avg	td	lg
Brandon Powell	2	14	7.0	0	7
Total	2	14	7.0	0	7
Opponents	1	29	29.0	0	29

Interceptions	no.	yds	avg	td	lg
CJ Henderson	1	16	16.0	1	16
David Reese	1	4	4.0	0	4
Duke Dawson	1	0	0.0	0	0
Total	3	20	6.7	1	16
Opponents	1	0	0.0	0	0

Kick Returns	no.	yds	avg	td	lg
Tyrie Cleveland	2	63	31.5	0	46
Total	2	63	31.5	0	46
Opponents	0	0	0.0	0	0

Fumble Returns	no.	yds	avg	td	lg
Total	0	0	0.0	0	0
Opponents	0	0	0.0	0	0

2017 Florida Football
 Florida Overall Individual Statistics (as of Sep 16, 2017)
 Conference games

Scoring	td	fg	PAT				dxp	saf	pts
			kick	rush	rcv	pass			
Eddy Pineiro	-	2-2	2-2	-	-	-	-	-	8
Brandon Powell	1	-	-	-	-	-	-	-	6
CJ Henderson	1	-	-	-	-	-	-	-	6
Tyrie Cleveland	1	-	-	-	-	-	-	-	6
Total	3	2-2	2-2	-	-	-	-	-	26
Opponents	2	2-5	2-2	-	-	-	-	-	20

Total Offense	g	plays	rush	pass	total	avg/g
Feleipe Franks	1	34	-16	212	196	196.0
Malik Davis	1	4	94	0	94	94.0
Lamical Perine	1	11	55	0	55	55.0
Mark Thompson	1	7	30	0	30	30.0
Kadarius Toney	1	1	5	0	5	5.0
Total	1	57	168	212	380	380.0
Opponents	1	72	183	259	442	442.0

Field Goals	fg	pct.	01-19	20-29	30-39	40-49	50-99	lg	blk
Eddy Pineiro	2-2	100.0	0-0	1-1	0-0	1-1	0-0	41	0

FG Sequence	Florida	Opponents
Tennessee	(27),(41)	(51),47,51,44,(27)

Numbers in (parentheses) indicate field goal was made.

Punting	no.	yds	avg	lg	tb	fc	i20	50+	blk
Johnny Townsend	5	224	44.8	59	0	2	2	1	0
Total	5	224	44.8	59	0	2	2	1	0
Opponents	3	135	45.0	53	0	0	0	1	0

Kickoffs	no.	yds	avg	tb	ob	retn	net	ydln
Eddy Pineiro	5	325	65.0	5	0			
Total	5	325	65.0	5	0	0.0	40.0	25
Opponents	5	321	64.2	2	1	31.5	41.6	23

2017 Florida Football
 Florida Overall Individual Statistics (as of Sep 16, 2017)
 Conference games

All Purpose	g	rush	rcv	pr	kr	ir	total	avg/g
Tyrie Cleveland	1	0	93	0	63	0	156	156.0
Malik Davis	1	94	0	0	0	0	94	94.0
Lamical Perine	1	55	0	0	0	0	55	55.0
Brandon Powell	1	0	40	14	0	0	54	54.0
Kadarius Toney	1	5	40	0	0	0	45	45.0
Mark Thompson	1	30	4	0	0	0	34	34.0
Josh Hammond	1	0	22	0	0	0	22	22.0
CJ Henderson	1	0	0	0	0	16	16	16.0
Moral Stephens	1	0	10	0	0	0	10	10.0
David Reese	1	0	0	0	0	4	4	4.0
C'yontai Lewis	1	0	3	0	0	0	3	3.0
Feleipe Franks	1	-16	0	0	0	0	-16	-16.0
Total	1	168	212	14	63	20	477	477.0
Opponents	1	183	259	29	0	0	471	471.0

2017 Florida Football
 Florida Overall Defensive Statistics (as of Sep 16, 2017)
 Conference games

#	Defensive Leaders	gp-gs	Tackles				tfl/yds	Sacks no-yds	Pass defense			Fumbles		blkd	
			ua	a	tot				int-yds	brup	qbh	rcv-yds	ff	kick	saf
33	David Reese	1-1	3	4	7	.	.	1-4
3	Marco Wilson	1-1	4	3	7	.	.	.	3
11	Vosean Joseph	1-1	1	5	6
7	Duke Dawson	1-1	4	2	6	1.0-1	.	1-0	2
92	Jabari Zuniga	1-1	2	4	6	1.5-6	0.5-3	.	.	2
5	CJ Henderson	1-0	3	2	5	.	.	1-16
99	Jachai Polite	1-0	1	4	5	2
23	Chauncey Gardner	1-1	2	2	4	.	.	.	1
8	Nick Washington	1-1	1	3	4
17	Jordan Sherit	1-0	.	3	3	0.5-1
54	Khairi Clark	1-1	.	3	3
96	CeCe Jefferson	1-1	.	3	3	2
55	Kyree Campbell	1-0	.	2	2	0.5-3	0.5-3
43	Cristian Garcia	1-0	1	1	2
93	Taven Bryan	1-1	1	1	2
29	Jeawon Taylor	1-0	1	1	2	1.0-1
50	Jeremiah Moon	1-1	1	1	2	2
56	Tedarrell Slaton	1-0	.	1	1	0.5-0	.	.	.	1
44	Rayshad Jackson	1-0	.	1	1
98	Luke Ancrum	1-0	1
Total		1	25	46	71	5-12	1-6	3-20	7	9
Opponents		1	24	48	72	3-28	2-24	1-0	4	2	2-0	2	.	.	.

2017 Florida Football
 Florida Game Superlatives (as of Sep 16, 2017)
 All games

INDIVIDUAL GAME HIGHS

Rushes	11	Lamical Perine vs Tennessee (Sep 16, 2017)
Yards Rushing	94	Malik Davis vs Tennessee (Sep 16, 2017)
Long Rush	72	Malik Davis vs Tennessee (Sep 16, 2017)
Pass attempts	28	Feleipe Franks vs Tennessee (Sep 16, 2017)
Pass completions	18	Feleipe Franks vs Tennessee (Sep 16, 2017)
Yards Passing	212	Feleipe Franks vs Tennessee (Sep 16, 2017)
TD Passes	2	Feleipe Franks vs Tennessee (Sep 16, 2017)
Long Pass	63	Feleipe Franks vs Tennessee (Sep 16, 2017)
Receptions	5	Tyrie Cleveland vs Tennessee (Sep 16, 2017)
Yards Receiving	93	Tyrie Cleveland vs Tennessee (Sep 16, 2017)
TD Receptions	1	Brandon Powell vs Tennessee (Sep 16, 2017)
	1	Tyrie Cleveland vs Tennessee (Sep 16, 2017)
Long Reception	63	Tyrie Cleveland vs Tennessee (Sep 16, 2017)
Field Goals	2	Eddy Pineiro vs Tennessee (Sep 16, 2017)
Long Field Goal	46	Eddy Pineiro vs Michigan (Sep 02, 2017)
Punts	6	Johnny Townsend vs Michigan (Sep 02, 2017)
Punting Avg	54.7	Johnny Townsend vs Michigan (Sep 02, 2017)
Long Punt	59	Johnny Townsend vs Michigan (Sep 02, 2017)
	59	Johnny Townsend vs Tennessee (Sep 16, 2017)
Punts inside 20	2	Johnny Townsend vs Tennessee (Sep 16, 2017)
Long Punt Return	7	Brandon Powell vs Tennessee (Sep 16, 2017)
Long Kickoff Return	46	Tyrie Cleveland vs Tennessee (Sep 16, 2017)
Tackles	11	David Reese vs Michigan (Sep 02, 2017)
Sacks	2.0	Jordan Sherit vs Michigan (Sep 02, 2017)
Tackles For Loss	2.5	CeCe Jefferson vs Michigan (Sep 02, 2017)
Interceptions	1	CJ Henderson vs Michigan (Sep 02, 2017)
	1	Duke Dawson vs Michigan (Sep 02, 2017)
	1	CJ Henderson vs Tennessee (Sep 16, 2017)
	1	Duke Dawson vs Tennessee (Sep 16, 2017)
	1	David Reese vs Tennessee (Sep 16, 2017)

2017 Florida Football
 Florida Game Superlatives (as of Sep 16, 2017)
 All games

TEAM GAME HIGHS

Rushes	29	vs Tennessee (Sep 16, 2017)	
Yards Rushing	168	vs Tennessee (Sep 16, 2017)	
Yards Per Rush	5.8	vs Tennessee (Sep 16, 2017)	
Pass attempts	28	vs Tennessee (Sep 16, 2017)	
Pass completions	18	vs Tennessee (Sep 16, 2017)	
Yards Passing	212	vs Tennessee (Sep 16, 2017)	
Yards Per Pass	7.6	vs Tennessee (Sep 16, 2017)	
TD Passes	2	vs Tennessee (Sep 16, 2017)	
Total Plays	57	vs Tennessee (Sep 16, 2017)	
Total Offense	380	vs Tennessee (Sep 16, 2017)	
Yards Per Play	6.7	vs Tennessee (Sep 16, 2017)	
Points	26	vs Tennessee (Sep 16, 2017)	
Sacks By	5	vs Michigan (Sep 02, 2017)	
First Downs	14	vs Tennessee (Sep 16, 2017)	
Penalties	8	vs Tennessee (Sep 16, 2017)	
Penalty Yards	45	vs Michigan (Sep 02, 2017)	
Turnovers	3	vs Michigan (Sep 02, 2017)	
	3	vs Tennessee (Sep 16, 2017)	
Interceptions By	3	vs Tennessee (Sep 16, 2017)	
Punts	6	vs Michigan (Sep 02, 2017)	
Punting Avg	54.7	vs Michigan (Sep 02, 2017)	
Long Punt	59	vs Michigan (Sep 02, 2017)	
	59	vs Tennessee (Sep 16, 2017)	
Punts inside 20	2	vs Tennessee (Sep 16, 2017)	
Long Punt Return	7	vs Tennessee (Sep 16, 2017)	

2017 Florida Football
 Florida Game Superlatives (as of Sep 16, 2017)
 All games

OPPONENT INDIVIDUAL GAME HIGHS

Rushes	22	Evans, Chris, vs Michigan (Sep 02, 2017)
Yards Rushing	141	Kelly, J., vs Tennessee (Sep 16, 2017)
TD Rushes	1	Higdon, Karan, vs Michigan (Sep 02, 2017)
	1	Kelly, J., vs Tennessee (Sep 16, 2017)
Long Rush	38	Kelly, J., vs Tennessee (Sep 16, 2017)
Pass attempts	39	Dormady, Q., vs Tennessee (Sep 16, 2017)
Pass completions	21	Dormady, Q., vs Tennessee (Sep 16, 2017)
Yards Passing	259	Dormady, Q., vs Tennessee (Sep 16, 2017)
TD Passes	1	Speight, Wilton, vs Michigan (Sep 02, 2017)
	1	Dormady, Q., vs Tennessee (Sep 16, 2017)
Long Pass	52	Dormady, Q., vs Tennessee (Sep 16, 2017)
Receptions	6	Kelly, J., vs Tennessee (Sep 16, 2017)
Yards Receiving	96	Kelly, J., vs Tennessee (Sep 16, 2017)
TD Receptions	1	Black, Tarik, vs Michigan (Sep 02, 2017)
	1	Wolf, Et., vs Tennessee (Sep 16, 2017)
Long Reception	52	Kelly, J., vs Tennessee (Sep 16, 2017)
Field Goals	4	Nordin, Quinn, vs Michigan (Sep 02, 2017)
Long Field Goal	55	Nordin, Quinn, vs Michigan (Sep 02, 2017)
Punts	3	Daniel, T., vs Tennessee (Sep 16, 2017)
Punting Avg	45.0	Daniel, T., vs Tennessee (Sep 16, 2017)
Long Punt	53	Daniel, T., vs Tennessee (Sep 16, 2017)
Punts inside 20	2	Hart, Will, vs Michigan (Sep 02, 2017)
Long Punt Return	29	Callaway, M., vs Tennessee (Sep 16, 2017)
Tackles	10	Gaulden, R., vs Tennessee (Sep 16, 2017)
Sacks	1.5	Bush, Devin, vs Michigan (Sep 02, 2017)
Tackles For Loss	2.5	Bush, Devin, vs Michigan (Sep 02, 2017)
Interceptions	1	Gaulden, R., vs Tennessee (Sep 16, 2017)

2017 Florida Football
 Florida Game Superlatives (as of Sep 16, 2017)
 All games

OPPONENT TEAM GAME HIGHS

Rushes	49	vs Michigan (Sep 02, 2017)
Yards Rushing	215	vs Michigan (Sep 02, 2017)
Yards Per Rush	5.5	vs Tennessee (Sep 16, 2017)
TD Rushes	1	vs Michigan (Sep 02, 2017)
	1	vs Tennessee (Sep 16, 2017)
Pass attempts	39	vs Tennessee (Sep 16, 2017)
Pass completions	21	vs Tennessee (Sep 16, 2017)
Yards Passing	259	vs Tennessee (Sep 16, 2017)
Yards Per Pass	8.4	vs Michigan (Sep 02, 2017)
TD Passes	1	vs Michigan (Sep 02, 2017)
	1	vs Tennessee (Sep 16, 2017)
Total Plays	75	vs Michigan (Sep 02, 2017)
Total Offense	442	vs Tennessee (Sep 16, 2017)
Yards Per Play	6.1	vs Tennessee (Sep 16, 2017)
Points	33	vs Michigan (Sep 02, 2017)
Sacks By	6	vs Michigan (Sep 02, 2017)
First Downs	23	vs Tennessee (Sep 16, 2017)
Penalties	7	vs Michigan (Sep 02, 2017)
	7	vs Tennessee (Sep 16, 2017)
Penalty Yards	55	vs Michigan (Sep 02, 2017)
Turnovers	3	vs Tennessee (Sep 16, 2017)
Interceptions By	1	vs Tennessee (Sep 16, 2017)
Punts	3	vs Michigan (Sep 02, 2017)
	3	vs Tennessee (Sep 16, 2017)
Punting Avg	45.0	vs Tennessee (Sep 16, 2017)
Long Punt	53	vs Tennessee (Sep 16, 2017)
Punts inside 20	2	vs Michigan (Sep 02, 2017)
Long Punt Return	29	vs Tennessee (Sep 16, 2017)

2017 Florida Football
 Florida By-Quarter Statistics (as of Sep 16, 2017)
 All games

3rd-Down Conversions

Date	Opponent	Score	Overall	1st Qtr	2nd Qtr	3rd Qtr	4th Qtr	Overtime
Sep 02, 2017	vs Michigan	L 17-33	2-13 15.4	1-3 33.3	0-3 0.0	1-3 33.3	0-4 0.0	
Sep 16, 2017	TENNESSEE	W 26-20	7-14 50.0	3-5 60.0	2-5 40.0	0-2 0.0	2-2 100.0	
	Florida		9-27 33.3	4-8 50.0	2-8 25.0	1-5 20.0	2-6 33.3	0-0 0.0
	Opponents		12-34 35.3	4-7 57.1	4-10 40.0	3-10 30.0	1-7 14.3	0-0 0.0

4th-Down Conversions

Date	Opponent	Score	Overall	1st Qtr	2nd Qtr	3rd Qtr	4th Qtr	Overtime
Sep 02, 2017	vs Michigan	L 17-33	1-2 50.0	0-0 0.0	0-0 0.0	0-0 0.0	1-2 50.0	
Sep 16, 2017	TENNESSEE	W 26-20	0-0 0.0	0-0 0.0	0-0 0.0	0-0 0.0	0-0 0.0	
	Florida		1-2 50.0	0-0 0.0	0-0 0.0	0-0 0.0	1-2 50.0	0-0 0.0
	Opponents		1-1 100.0	0-0 0.0	0-0 0.0	1-1 100.0	0-0 0.0	0-0 0.0

Time of Possession

Date	Opponent	Score	Overall	1st Qtr	2nd Qtr	3rd Qtr	4th Qtr	Overtime
Sep 02, 2017	vs Michigan	L 17-33	25:47	7:18	4:41	6:31	7:17	
Sep 16, 2017	TENNESSEE	W 26-20	27:15	9:22	8:23	4:19	5:11	
	Florida	Total	53:02	16:40	13:04	10:50	12:28	0:00
		Avg.	26:31	8:20	6:32	5:25	6:14	0:00
	Opponents	Total	66:58	13:20	16:56	19:10	17:32	0:00
		Avg.	33:29	6:40	8:28	9:35	8:46	0:00

2017 Florida Football
 Florida Red-Zone Results (as of Sep 16, 2017)
 All games

Florida Inside Opponent Red-Zone

Date	Opponent	Score	Times In RZ	Times Scored	Total Pts	Rush TDs	Pass TDs	FGs Made	Failed to score inside RZ						
									FGA	Down	Int	Fumb	Half	Game	
Sep 02, 2017	vs Michigan	L 17-33	0	0	0	0	0	0	0	0	0	0	0	0	0
Sep 16, 2017	TENNESSEE	W 26-20	2	2	10	1	0	1	1	0	0	0	0	0	0
Totals			2	2	10	1	0	1	1	0	0	0	0	0	0
2 of 2 (100.0%)															

Opponents Inside Florida Red-Zone

Date	Opponent	Score	Times In RZ	Times Scored	Total Pts	Rush TDs	Pass TDs	FGs Made	Failed to score inside RZ						
									FGA	Down	Int	Fumb	Half	Game	
Sep 02, 2017	vs Michigan	L 17-33	4	3	13	1	1	0	2	1	0	0	0	0	0
Sep 16, 2017	TENNESSEE	W 26-20	3	1	3	0	0	0	1	1	0	1	0	0	0
Totals			7	4	16	1	1	0	3	2	0	1	0	0	0
4 of 7 (57.1%)															

2017 Florida Football
 Florida Team Game-by-Game (as of Sep 16, 2017)
 All games

TEAM STATISTICS

Date	Opponent	Rushing				Receiving				Passing				Kick Returns				Punt Returns				tot off
		no.	yds	td	lg	no.	yds	td	lg	cmp-att-int	yds	td	lg	no.	yds	td	lg	no.	yds	td	lg	
Sep 02	vs Michigan	27	11	0	16	14	181	0	34	14-26-0	181	0	34	4	71	0	26	0	0	0	0	192
Sep 16	TENNESSEE	29	168	0	72	18	212	2	63	18-28-1	212	2	63	2	63	0	46	2	14	0	7	380
Florida		56	179	0	72	32	393	2	63	32-54-1	393	2	63	6	134	0	46	2	14	0	7	572
		82	398	2	38	33	477	2	52	33-65-5	477	2	52	0	0	0	0	6	69	0	29	875

Games: 2 • Avg/rush: 3.2 • Avg/catch: 12.3 • Pass effic: 128.91 • KR avg: 22.3 • PR avg: 7.0 • All purpose avg/game: 414.5 • Total offense avg/gm: 286.0

Date	Opponent	Tackles				Sacks	Fumble		Pass Defense			blkd	PAT Attempts			off		
		ua	a	total	tfl-yds	no-yds	ff	fr-yds	int-yds	qbh	brup	kick	kick	rush	rcv	saf	t/o	pts
Sep 02	vs Michigan	54	16	70	11.0-33	5.0-22	0	0-0	2-89	4	0	1	2-2	0	0	0	14	17
Sep 16	TENNESSEE	25	46	71	5.0-12	1.0-6	0	0-0	3-20	9	7	0	2-2	0	0	0	7	26
Florida		79	62	141	16.0-45	6.0-28	0	0-0	5-109	13	7	1	4-4	0	0	0	21	43
		56	64	120	14.0-69	8.0-59	6	5-0	1-0	7	10	0	5-5	0	0	0	23	53

Date	Opponent	Punting										Field Goals			Kickoffs			
		no.	yds	avg	long	blkd	tb	fc	50+	i20	md-att	long	blkd	no.	yds	avg	tb	ob
Sep 02	vs Michigan	6	328	54.7	59	0	1	0	6	1	1-2	46	0	4	260	65.0	4	0
Sep 16	TENNESSEE	5	224	44.8	59	0	0	2	1	2	2-2	41	0	5	325	65.0	5	0
Florida		11	552	50.2	59	0	1	2	7	3	3-4	46	0	9	585	65.0	9	0
		6	217	36.2	53	1	0	2	1	2	6-11	55	0	13	839	64.5	6	1

2017 Florida Football
 Florida Opponent Game-by-Game (as of Sep 16, 2017)
 All games

OPPONENT STATISTICS

Date	Opponent	Rushing				Receiving				Passing				Kick Returns				Punt Returns				tot off
		no.	yds	td	lg	no.	yds	td	lg	cmp-att-int	yds	td	lg	no.	yds	td	lg	no.	yds	td	lg	
Sep 02	vs Michigan	49	215	1	36	12	218	1	48	12-26-2	218	1	48	0	0	0	0	5	40	0	18	433
Sep 16	TENNESSEE	33	183	1	38	21	259	1	52	21-39-3	259	1	52	0	0	0	0	1	29	0	29	442
Opponents		82	398	2	38	33	477	2	52	33-65-5	477	2	52	0	0	0	0	6	69	0	29	875
		56	179	0	72	32	393	2	63	32-54-1	393	2	63	6	134	0	46	2	14	0	7	572

Games: 2 • Avg/rush: 4.9 • Avg/catch: 14.5 • Pass effic: 107.18 • PR avg: 11.5 • All purpose avg/game: 472.0 • Total offense avg/gm: 437.5

Date	Opponent	Tackles				Sacks	Fumble		Pass Defense			blkd	PAT Attempts			off		
		ua	a	total	tfl-yds	no-yds	ff	fr-yds	int-yds	qbh	brup	kick	kick	rush	rcv	saf	t/o	pts
Sep 02	vs Michigan	32	16	48	11.0-41	6.0-35	4	3-0	0-0	5	6	0	3-3	0	0	0	13	33
Sep 16	TENNESSEE	24	48	72	3.0-28	2.0-24	2	2-0	1-0	2	4	0	2-2	0	0	0	10	20
Opponents		56	64	120	14.0-69	8.0-59	6	5-0	1-0	7	10	0	5-5	0	0	0	23	53
		79	62	141	16.0-45	6.0-28	0	0-0	5-109	13	7	1	4-4	0	0	0	21	43

Date	Opponent	Punting							Field Goals			Kickoffs						
		no.	yds	avg	long	blkd	tb	fc	50+	i20	md-att	long	blkd	no.	yds	avg	tb	ob
Sep 02	vs Michigan	3	82	27.3	35	1	0	2	0	2	4-6	55	0	8	518	64.8	4	0
Sep 16	TENNESSEE	3	135	45.0	53	0	0	0	1	0	2-5	51	0	5	321	64.2	2	1
Opponents		6	217	36.2	53	1	0	2	1	2	6-11	55	0	13	839	64.5	6	1
		11	552	50.2	59	0	1	2	7	3	3-4	46	0	9	585	65.0	9	0

2017 Florida Football
 Florida Team Game-by-Game Comparison (as of Sep 16, 2017)
 All games

Opponent	Score	First Downs			Pen	Rushing Number-Yards	Passing		Total Offense Plays-Yards	Return Yards	Turn- Overs
		Total	Rush	Pass			Comp-Att-Int	Yards			
Michigan	17 - 33	9 / 19	2 / 10	6 / 8	1 / 1	27-11 / 49-215	14-26-0 / 12-26-2	181 / 218	53-192 / 75-433	160 / 40	3 / 2
TENNESSEE	26 - 20	14 / 23	6 / 9	8 / 12	0 / 2	29-168 / 33-183	18-28-1 / 21-39-3	212 / 259	57-380 / 72-442	97 / 29	3 / 3
Totals	43 - 53	23 / 42	8 / 19	14 / 20	1 / 3	56-179 / 82-398	32-54-1 / 33-65-5	393 / 477	110-572 / 147-875	257 / 69	6 / 5

Opponent	3rd Down Conversions	4th Down Conversions	Time of Possession	TOP Margin	Avg Yds/Rush	Avg Yds/Pass	Avg Yds/Play	Punting Number-Avg	Penalties Number-Yards	Sacks
Michigan	2-13 / 6-18	1-2 / 1-1	25:47 / 34:13	-8:26	0.4 / 4.4	7.0 / 8.4	3.6 / 5.8	6-54.7 / 3-27.3	5-45 / 7-55	5 / 6
TENNESSEE	7-14 / 6-16	0-0 / 0-0	27:15 / 32:45	-5:30	5.8 / 5.5	7.6 / 6.6	6.7 / 6.1	5-44.8 / 3-45.0	8-38 / 7-54	1 / 2
Totals	9-27 / 12-34	1-2 / 1-1	53:02 / 66:58	-13:56	3.2 / 4.9	7.3 / 7.3	5.2 / 6.0	11-50.2 / 6-36.2	13-83 / 14-109	6 / 8

Note: Game totals are displayed in the format TEAM/OPPONENT for each category

2017 Florida Football
 Florida Passing Game-by-Game (as of Sep 16, 2017)
 All games

#13 Franks,F.	Comp	Att	Int	Pct	Yards	TD	Long	Sacked	Effic
Michigan	5	9	0	55.6	75	0	34	1-4	125.56
Tennessee	18	28	1	64.3	212	2	63	2-24	144.31
TOTALS	23	37	1	62.2	287	2	63	3-28	139.75

#8Z Zaire,M.	Comp	Att	Int	Pct	Yards	TD	Long	Sacked	Effic
Michigan	9	17	0	52.9	106	0	28	5-31	105.32
TOTALS	9	17	0	52.9	106	0	28	5-31	105.32

2017 Florida Football
 Florida Rushing/Receiving Game-by-Game (as of Sep 16, 2017)
 All games

RUSHING	No-Yds/TD	MICH	UT
Davis,M.	5-102/0	1-8/0	4-94/0
Perine,L.	18-63/0	7-8/0	11-55/0
Thompson,M.	12-43/0	5-13/0	7-30/0
Toney,K.	1-5/0	-	1-5/0
Cleveland,T.	1-4/0	1-4/0	-
Franks,F.	11--9/0	5-7/0	6--16/0
Zaire,M.	8--29/0	8--29/0	DNP

RECEIVING	No-Yds/TD	MICH	UT
Cleveland,T.	9-149/1	4-56/0	5-93/1
Hammond,J.	6-93/0	3-71/0	3-22/0
Toney,K.	6-67/0	2-27/0	4-40/0
Powell,B.	5-48/1	2-8/0	3-40/1
Lewis,C.	3-20/0	2-17/0	1-3/0
Stephens,M.	1-10/0	-	1-10/0
Thompson,M.	1-4/0	-	1-4/0
Massey,D.	1-2/0	1-2/0	-

2017 Florida Football
 Florida Return Stats Game-by-Game (as of Sep 16, 2017)
 All games

PUNT RETURNS	No-Yds	MICH	UT
Powell,B.	2-14	-	2-14

KICK RETURNS	No-Yds	MICH	UT
Cleveland,T.	4-104	2-41	2-63
Massey,D.	1-15	1-15	-
Toney,K.	1-15	1-15	-

INT. RETURNS	No-Yds	MICH	UT
Henderson,C.	2-57	1-41	1-16
Dawson,D.	2-48	1-48	1-0
Reese,D.	1-4	-	1-4

FUMBLE RETURNS	No-Yds	MICH	UT
----------------	--------	------	----

2017 Florida Football
 Florida All-Purpose Yards Game-by-Game (as of Sep 16, 2017)
 All games

ALL-PURPOSE YARDS	Total	MICH	UT
Cleveland,T.	257	101	156
Davis,M.	102	8	94
Hammond,J.	93	71	22
Toney,K.	87	42	45
Perine,L.	63	8	55
Powell,B.	62	8	54
Henderson,C.	57	41	16
Dawson,D.	48	48	-
Thompson,M.	47	13	34
Lewis,C.	20	17	3
Massey,D.	17	17	-
Stephens,M.	10	-	10
Reese,D.	4	-	4
Franks,F.	-9	7	-16
Zaire,M.	-29	-29	DNP

2017 Florida Football
Florida Fumbles Game-by-Game (as of Sep 16, 2017)
All games

<u>FUMBLES</u>	<u>No-Lost</u>	<u>MICH</u>	<u>UT</u>
Zaire,M.	2-1	2-1	DNP
Franks,F.	2-1	2-1	-
Davis,M.	1-1	-	1-1
Perine,L.	1-1	-	1-1
Cleveland,T.	1-1	1-1	-

<u>FUMBLES FORCED</u>	<u>Number</u>	<u>MICH</u>	<u>UT</u>
-----------------------	---------------	-------------	-----------

<u>FUMBLES RECOVERED</u>	<u>Number</u>	<u>MICH</u>	<u>UT</u>
--------------------------	---------------	-------------	-----------

2017 Florida Football
 Florida Total Tackles Game-by-Game (as of Sep 16, 2017)
 All games

Total Tackles	UA-A	Total	MICH	UT
Reese,D.	9-9	18	6-5	3-4
Washington,N.	8-5	13	7-2	1-3
Polite,J.	6-5	11	5-1	1-4
Wilson,M.	7-3	10	3-0	4-3
Gardner,C.	7-3	10	5-1	2-2
Dawson,D.	7-2	9	3-0	4-2
Sherit,J.	5-3	8	5-0	0-3
Zuniga,J.	3-5	8	1-1	2-4
Henderson,C.	5-2	7	2-0	3-2
Joseph,V.	2-5	7	1-0	1-5
Jefferson,C.	2-5	7	2-2	0-3
Moon,J.	3-2	5	2-1	1-1
Campbell,K.	1-3	4	1-1	0-2
Bryan,T.	3-1	4	2-0	1-1
Johnson,K.	3-1	4	3-1	DNP
Clark,K.	0-3	3	-	0-3
Davis,S.	2-1	3	2-1	-
Slaton,T.	1-1	2	1-0	0-1
Taylor,Je.	1-1	2	-	1-1
Garcia, C.	1-1	2	-	1-1
Townsend,J.	1-0	1	1-0	-
Farr,R.	1-0	1	1-0	-
Jackson,R.	0-1	1	-	0-1
Stiner,D.	1-0	1	1-0	-

2017 Florida Football
 Florida Tackle For Loss Game-by-Game (as of Sep 16, 2017)
 All games

TACKLES FOR LOSS	UA-A	Total	MICH	UT
Sherit,J.	2-1	2.5	2.0-15	0.5-1
Jefferson,C.	2-1	2.5	2.5-6	-
Gardner,C.	2-0	2.0	2.0-7	-
Polite,J.	2-0	2.0	2.0-2	-
Zuniga,J.	1-1	1.5	-	1.5-6
Bryan,T.	1-0	1.0	1.0-2	-
Taylor,Je.	1-0	1.0	-	1.0-1
Campbell,K.	0-2	1.0	0.5-0	0.5-3
Dawson,D.	1-0	1.0	-	1.0-1
Reese,D.	1-0	1.0	1.0-1	-
Slaton,T.	0-1	0.5	-	0.5-0

2017 Florida Football
Florida Sacks Game-by-Game (as of Sep 16, 2017)
All games

SACKS	UA-A	Total	MICH	UT
Sherit,J.	2-0	2.0	2.0-15	-
Bryan,T.	1-0	1.0	1.0-2	-
Polite,J.	1-0	1.0	1.0-1	-
Jefferson,C.	1-0	1.0	1.0-4	-
Zuniga,J.	0-1	0.5	-	0.5-3
Campbell,K.	0-1	0.5	-	0.5-3

2017 Florida Football
 Florida Games Played (as of Sep 16, 2017)
 All games

##	PLAYER	GP-GS	MICH	UT
98	Ancrum,L.	2/-	XXX	XXX
34	Brunson,L.	1/-	...	XXX
93	Bryan,T.	2/2	START	START
21	Burnett,M.	1/-	...	XXX
55	Campbell,K.	2/-	XXX	XXX
54	Clark,K.	2/2	START	START
90	Clayton,A.	1/-	...	XXX
89	Cleveland,T.	2/2	START	START
57	Conliffe,E.	1/-	...	XXX
20	Davis,M.	2/-	XXX	XXX
31	Davis,S.	2/-	XXX	XXX
7	Dawson,D.	2/2	START	START
6	Edwards,B.	1/-	XXX	...
41	Farr,R.	2/-	XXX	XXX
13	Franks,F.	2/2	START	START
43	Garcia, C.	2/-	XXX	XXX
23	Gardner,C.	2/2	START	START
30	Goolsby,D.	2/1	START	XXX
10	Hammond,J.	2/2	START	START
61	Heggie,B.	2/2	START	START
5	Henderson,C.	2/-	XXX	XXX
73	Ivey,M.	2/2	START	START
87	Jackson,Ka.	2/-	XXX	XXX
44	Jackson,R.	2/-	XXX	XXX
96	Jefferson,C.	2/2	START	START
74	Johnson,F.	2/2	START	START
28	Johnson,K.	1/-	XXX	...
64	Jordan,T.	2/-	XXX	XXX
11	Joseph,V.	2/2	START	START
32	Lemons,A.	1/-	...	XXX
80	Lewis,C.	2/2	START	START
9	Massey,D.	2/-	XXX	XXX
59	McCoy,T.	1/1	...	START
12	McWilliams,C.	1/-	...	XXX
77	Mike,A.	2/-	XXX	XXX
50	Moon,J.	2/2	START	START
4C	Nordman,C.	1/-	...	XXX
4N	Nordman,T.	1/-	...	XXX
22	Perine,L.	2/2	START	START
15	Pineiro,E.	2/-	XXX	XXX
99	Polite,J.	2/-	XXX	XXX
4	Powell,B.	2/1	XXX	START
35	Putu,J.	1/-	...	XXX
45	Raymond,R.	2/-	XXX	XXX
33	Reese,D.	2/2	START	START
17	Sherit,J.	2/-	XXX	XXX
56	Slaton,T.	2/-	XXX	XXX

2017 Florida Football
 Florida Games Played (as of Sep 16, 2017)
 All games

##	PLAYER	GP-GS	MICH	UT
3S	Stephens,G.	1/-	XXX	...
82	Stephens,M.	2/-	XXX	XXX
2	Stewart,B.	2/-	XXX	XXX
1S	Stiner,D.	2/-	XXX	XXX
16	Swain,F.	2/-	XXX	XXX
65	Taylor,Ja.	2/2	START	START
29	Taylor,Je.	2/-	XXX	XXX
24	Thompson,M.	2/-	XXX	XXX
1K	Toney,K.	2/-	XXX	XXX
19	Townsend,J.	2/-	XXX	XXX
8	Washington,N.	2/2	START	START
3	Wilson,M.	2/2	START	START
8Z	Zaire,M.	1/-	XXX	...
92	Zuniga,J.	2/2	START	START