



VS.



SATURDAY, SEPT. 23 • 7:30 P.M. ET • SEC NETWORK LEXINGTON, KY • KROGER FIELD (61,000)

CONTROL OF SEC EAST ON LINE IN EARLY SHOWDOWN

Kentucky hosts one of the most anticipated games at Kroger Field in recent memory this week with No. 20 Florida coming to town in a matchup that will put the winner in the driver's seat in the SEC East race. The Wildcats have a chance to start a season 4-0 for the first time since 2008 and 2-0 in SEC play for the first time since the 1977 team went undefeated in conference games.

The Cats now are 10-3 over their past 13 regular season games, including road wins this season at South Carolina and Southern Miss. Despite allowing a touchdown on the first play of the game at South Carolina the Cats responded with a comprehensive effort in last week's 23-13 win in front of a sold out crowd in Columbia.

The game will kick off at 7:30 p.m. ET at Kroger Field and air on the SEC Network.

GAME CENTER - #UKvsUF

KENTUCKY WILDCATS

Record: 3-0 (1-0 SEC)
Ranking: AP - RV; Coaches - RV
Coach: Mark Stoops (Iowa, '89)
Record: 22-30 (Fifth season)
at UK: 22-30 (Fifth season)
vs. Florida: 0-4
Last Game: W, 23-13, at S. Carolina (9/16)
Series: Florida leads 50-17

FLORIDA GATORS

Record: 1-1 (1-0 SEC)
Ranking: AP - 20th; Coaches - 22nd
Coach: Jim McElwain (E. Washington, '84)
Record: 42-25 (6th season)
at Florida: 20-9 (3rd season)
vs. UK: 2-0
Last Game: W, 26-20, vs. Tennessee (9/16)
Last Meeting: Florida won 45-7 in Gainesville, 9/10/16

KENTUCKY WILDCATS (3-0, 1-0 SEC)

9/2	at Southern Miss [CBSSN]	W, 24-17
9/9	Eastern Kentucky [SECN]	W, 27-16
9/16	at South Carolina* [SECN]	W, 23-13
9/23	Florida* [SECN]	7:30 p.m.
9/30	Eastern Michigan [TBA]	TBA
10/7	Missouri* [TBA]	TBA
10/21	at Mississippi State* [TBA]	TBA
10/28	Tennessee* [TBA]	TBA
11/4	Ole Miss* [TBA]	TBA
11/11	at Vanderbilt* [TBA]	TBA
11/18	at Georgia* [TBA]	TBA
11/25	Louisville [TBA]	TBA

All times ET; *SEC game; Home games in bold

FLORIDA GATORS (1-1, 1-0 SEC)

9/2	vs. Michigan^	L, 17-33
9/9	vs. Northern Colorado	Canceled
9/16	vs. Tennessee*	W, 26-20
9/23	at Kentucky* [SECN]	7:30
9/30	vs. Vanderbilt*	TBA
10/7	vs. LSU*	TBA
10/14	vs. Texas A&M*	TBA
10/28	vs. Georgia#*	TBA
11/4	at Missouri*	TBA
11/11	at South Carolina*	TBA
11/18	vs. UAB	TBA
11/25	vs. Florida State	TBA

All times ET; ^Arlington, Texas; #Jacksonville, Fla.; *SEC game; Home games in bold

ABOUT THE GAME

TV • SEC NETWORK

Play-by-Play Tom Hart
Analyst Jordan Rodgers
Reporter Cole Cubelic

RADIO • UK SPORTS NETWORK

Play-by-Play Tom Leach
Analyst Jeff Picoro
Sideline Dick Gabriel

SATELLITE RADIO

Channel 190 - XM Channel 137 - Sirius

INTERNET RADIO • www.UKathletics.com

Live Audio - free; Live Stats

TICKETS • UKathletics.com

HASHTAG • #UKvsUF

QUICK NOTES

- UK Athletics will honor its 2017 Hall of Fame class during halftime on Saturday. Former wide receiver Randall Cobb, now with the Green Bay Packers, is one of the six members who will be honored. More information is located on page 4.
- Kentucky is looking to snap Florida's 30-game winning streak against the Cats. UK's last win over Florida was in 1986, a 10-3 victory in Lexington.
- Florida is the first of four potential Top 25 opponents the Wildcats are scheduled to face this season. They also are slated to meet No. 11 Georgia, No. 17 Mississippi State and No. 19 Louisville.
- Kentucky and Oklahoma State are the only two teams in the country with 3-0 records which include two road wins.
- Cornerback **Derrick Baity Jr.** and kicker **Austin MacGinnis** were named SEC Co-Defensive Player of the Week and Special Teams Player of the Week, respectively, for their standout performances on Saturday.
- The Cats have won 10 of their past 13 regular season games dating to last season, including road wins at No. 11 Louisville, South Carolina, Missouri and Southern Miss.
- The Cats rank third nationally in rushing defense, allowing just 57.0 yards per game.
- Kentucky has its fewest rushing yards allowed through the first three games of a season (171) since 2008 (151).
- UK ranks eighth nationally in fumbles recovered with four in the first three games.
- A big reason for the defensive success is due to the DE/LB duo of **Josh Allen** and **Denzil**

- Ware** (aka Blitz Bros.). They comprise one of the SEC's top pass rushing pairs, having totaled 147 total tackles, 23 tackles for loss, 15 sacks, nine quarterback hurries and four forced fumbles the past two seasons. Ware was named the **SEC Defensive Lineman of the Week** after recording two tackles, a tackle for loss, a sack, a forced fumble and two fumble recoveries, including a scoop and score at Southern Miss.
- Cornerbacks **Derrick Baity Jr.** and **Chris Westry** and safety **Mike Edwards** are also key components to the defense. They have combined for 69 career starts, having started the past 17 games since the beginning of 2016 season.
- Sophomore RB **Benny Snell Jr.** has picked up where he left off last season. In the last five SEC games, the workhorse has 125 carries, 615 yards, 4.92 yards per carry and seven touchdowns. Snell, who is on the watch lists for the Maxwell Award and the Doak Walker Award, currently ranks seventh in the SEC in rushing (90.7 ypg).
- Senior QB **Stephen Johnson II** completed 16 of 25 passes for 169 yards vs. South Carolina. UK is now 10-4 over the last 14 games with Johnson as the starter (8-4) or QB for the majority of the game in a relief role (2-0). Johnson is currently on the watch list for the Johnny Unitas Golden Arm Award.
- Senior wideout **Garrett "Juice" Johnson** has caught a pass in 14 consecutive games and ranks eighth on the school's all-time career receiving yards list.
- Kentucky's schedule is tied for toughest in the country according to the NCAA.

(continued on page 3)



UK Media Relations
Susan Lax

WEEKLY MEDIA SCHEDULE - WEEK 4 - FLORIDA GAME

859.608.5019
slax0@uky.edu

Monday - 18	Tuesday - 19	Wednesday - 20	Thursday - 21	Friday - 22	Saturday - 23	Sunday - 124
Weekly news conference/luncheon. Lunch 11:15 a.m.; Stoops at Noon	Interview request deadline TBA, offensive players/ coaches	Interview request deadline TBA, defensive players/ coaches	Coach Stoops post practice TBA	No availability	Florida at UK Kroger Field 7:30 p.m. ET SEC Network	No availability

QUICK FACTS

Location: Lexington, Ky.
Founded: 1865
Enrollment: 30,000
Nickname: Wildcats
Colors: Blue (PMS 286) and White
Conference: Southeastern (Eastern Division)
Stadium: Kroger Field (61,000)
President: Dr. Eli Capilouto
Athletics Director: Mitch Barnhart
Faculty Representative: Joseph L. Fink III

COACHING STAFF

Assistant Coaches:

Steve Clinkscale, defensive backs

Eddie Gran, assistant head coach offense/
running backs

Darin Hinshaw, co-offensive coordinator,
QBs

Dean Hood, special teams coordinator, outside
linebackers

Matt House, defensive coordinator/inside line
backers

Derrick LeBlanc, defensive line

Vince Marrow, tight ends, recruiting coord.

John Schlarman, offensive line

Lamar Thomas, wide receivers

Graduate Assistant Coaches:

Michael Colosimo, offense

Evan McKissack, offense

Chase Heuke, defense

Thomas Wells, defense

Quality Control:

Tommy Mangino, quality control

Louie Matsakis, quality control

Dillon Sanders, quality control

FOOTBALL MEDIA RELATIONS STAFF DIRECTORY

Assistant AD/Media Relations/Stoops Contact

Tony Neely - 859-257-3838
tneely@uky.edu

Associate Media Relations Director/ Football Contact

Susan Lax - 859-608-5019 (cell)
slax0@uky.edu

Assistant Media Relations Director/ Secondary Football Contact

Matt May - 859-806-7463 (cell)
matt.may@uky.edu

Associate Media Relations Director/ Credentials and Press Box Coordinator

Evan Crane - 859-257-8431
wesley.crane@uky.edu

Office Coordinator

Stephanie Guy - 859-257-3838
stephanie.guy@uky.edu

MEDIA INFORMATION

CREDENTIAL REQUESTS

Media credentials for the 2017 University of Kentucky football home schedule should be requested online at www.sportssystems.com/kentucky.

Credentials should be requested by the sports editor/director of the media entity. All of the credential requests from a media outlet should go on one credential form. If you have any questions, please contact Evan Crane at 859-257-3838.

Credentials for away games should be requested through the home team media relations director.

UK WEBSITE -- UKATHLETICS.COM

Visit the official University of Kentucky Athletics web site at UKathletics.com. The official Southeastern Conference web site is secsports.com.

UK MEDIA CONFERENCE

Every Monday - excluding bye weeks - head coach Mark Stoops will host a news conference/luncheon in the Kroger Field Media Room inside Gate 1. Lunch will be served at 11:15 a.m. in the recruiting room by Gate 14 with Coach Stoops talking at Noon in the media room.

UK NEWS CONFERENCE VIDEO

The Mark Stoops news conferences held on Mondays during the season will be available to the media for video download through XOS Video. E-mail Susan Lax for access information.

SEC HEAD COACHES' TELECONFERENCE

The SEC head coaches' teleconference is on Wednesdays from 11 a.m. to 1 p.m. ET. Coach Mark Stoops' time slot is 12:40 p.m. The call-in number is 877-381-5694. A passcode will be issued each week by the SEC office.

INTERVIEWS AT PRACTICE

Interviews will be conducted at the Joe Craft Football Training Center or by telephone at the conclusion of each practice on Tuesdays and Wednesdays.

COLLEGEPRESSBOX.COM

Collegepressbox.com is the official media website for Division I football. Access and download weekly game notes, quotes, statistics, media guides, headshots, logos and more for each conference and its member schools. Login information will be distributed to accredited media or you can apply for a password at collegepressbox.com/password.

FOLLOW KENTUCKY FOOTBALL ON SOCIAL MEDIA



@UKFootball
@UKCoachStoops
@CoachMHouse
@CoachDeanHood
@LamarCoachT

@DLTough
@CoachHinshaw
@vincemarrow
@CoachSchlarman
@CoachGran
@coachclink



Kentucky Football

Kentucky Wildcats



UKFootball



UKStoopsTroops



SEC STANDINGS

EASTERN DIVISION

Team	SEC	Pct.	All	Pct.
Kentucky	1-0	1.000	3-0	1.000
Florida	1-0	1.000	1-1	.500
Georgia	0-0	--	3-0	1.000
Vanderbilt	0-0	--	3-0	1.000
South Carolina	1-1	.500	2-1	.667
Tennessee	0-1	.000	2-1	.667
Missouri	0-1	.000	1-2	.333

WESTERN DIVISION

Team	SEC	Pct.	All	Pct.
Miss. State	1-0	1.000	3-0	1.000
Alabama	0-0	--	3-0	1.000
Ole Miss	0-0	--	2-1	.667
Auburn	0-0	--	2-1	.667
Texas A&M	0-0	--	2-1	.667
Arkansas	0-0	--	1-1	.500
LSU	0-1	.000	2-1	.667

WEEK THREE SCHEDULE

SEPT. 23

FLORIDA AT KENTUCKY

7:30 p.m.; SEC Network

Arkansas vs. Texas A&M (Arlington, Texas)

Noon; ESPN

UMass at Tennessee

Noon; SEC Network

Alabama at Vanderbilt

3:30 p.m.; CBS

Louisiana Tech at South Carolina

3:30 p.m.; SEC Network

Mississippi State at Georgia

7 p.m.; ESPN

Syracuse at LSU

7 p.m.; ESPN2

Auburn at Missouri

7:30 p.m.; ESPNU

All times ET



- Senior LB **Courtney Love** is on the several watch lists (Lott Trophy, Allstate AFCA Good Works Team, Wuerffel Trophy) for his community service efforts with children, especially those affected by incarceration.
- Junior tight end **C.J. Conrad** is considered one of the nation's top returning tight end prospects. He's on the watch list for the John Mackey Award. He has caught seven passes for 161 yards and two scores in three games.
- Senior kicker **Austin MacGinnis** is on track to become UK's all-time leading scorer. He's just 22 points behind the leader Lones Seiber (305 from 2006-09). He also needs just one field goal to tie Joey Worley (57 from 1984-87) to top the career list for field goals made. MacGinnis is currently on the watch list for the Lou Groza Award.

SCOUTING FLORIDA

- Florida is coming off an impressive 2016 season that saw the Gators go 9-4 overall, including 6-2 in the SEC. The Gators went on to earn a bid in the Outback Bowl, capturing a 30-3 victory over the Iowa Hawkeyes.
- Head coach Jim McElwain is entering his third season with the Gators. Under his leadership during the 2016 season, Florida won its second straight SEC Eastern Division title. In addition, McElwain became the first coach in league history to reach the SEC Championship in his first two seasons as a head coach.
- Last season, the Gators delivered on both sides of the ball. Florida averaged 23.9 points per game and limited opponents to 16.8 points per game.
- Florida returns its top receiver from a season ago in Antonio Callaway. Callaway appeared in 12 games and started in 11. He was the first player in school history to score a rushing, receiving, passing, punt return, and kickoff return touchdown in a career.
- Defensively, Florida is returning two leaders, Marcell Harris. Harris led the team with 73 total tackles. He was a key component in the final four games of the season as he recorded key tackles in fourth-and-goal situations.
- The Gators are coming off a wild win at home over Tennessee, completing a Hail Mary on the final play of the game for a 26-20 win. The Gators led by 10 in the closing minutes before Tennessee rallied to tie the game and set up the miraculous finish.

SERIES RECORD VS. FLORIDA

- Florida leads the all-time series 50-17, including 20-10 in Lexington.
- UK's last win in Lexington was in 1986, 10-3.
- Florida has won 30 consecutive meetings dating to 1986.

- Two of the past three meetings have been decided by six points or less. UK fell in triple overtime to Florida, 36-30, in 2014 and lost 14-9 in Lexington in 2015.
- This will be the ninth consecutive season UK and Florida have met in the month of September.
- The first-ever meeting between the two schools was in 1917 with UK earning a 52-0 victory.
- The two teams have met annually since the 1967 season.
- Biggest UK win: 52 (52-0) in 1917 in Lexington
- Biggest Florida win: 66 (73-7) in 1994 in Gainesville
- Games decided by 7 points or less: Florida leads 15-6

UK-FLORIDA CONNECTIONS

- Kentucky has 14 players from the state of Florida on its roster: Abule Abadi-Fitzgerald (Lakeland), Josh Ali (Hollywood), Derrick Baity Jr. (Tampa), Sebastien Dolcine (Hollywood), Cedrick Dort Jr. (Palm Beach Gardens), Nick Haynes (Niceville), Garrett Johnson (Winter Garden), Michael Nesbitt (Fort Lauderdale), Kendall Randolph (Tallahassee), Clevon Thomas Jr. (Miami), Marcus Walker (Lake Wales), Chris Westry (Orange Park), Chris Whittaker (Hollywood) and Jordan Wright (Fort Lauderdale).
- Florida has one player from the Commonwealth in senior defensive back Garrett Stephens of Louisville (Saint Xavier).
- Coach Mark Stoops spent six seasons as an assistant coach in the Sunshine State, including three years each with Miami (Fla.) and Florida State. During his time with the schools, they went a combined 64-13. Stoops also spent a year in 1996 on the South Florida coaching staff, helping build the Bulls in the start-up of the program before the 1997 kickoff.
- Wide receivers coach Lamar Thomas is a native of Gainesville, Fla., and was a four-sport letterman at F.W. Buchholz High where he was a first team all-state selection in football and basketball his senior year. He went on to become a standout receiver at Miami (Fla.) from 1988-92. His impressive career earned him induction into the Miami Hall of Fame in 2013. He went on to play three seasons with Tampa Bay, before finishing his NFL career after five seasons with the Miami Dolphins.
- Thomas and Florida defensive coordinator Randy Shannon were teammates at Miami.
- Co-offensive coordinator Darin Hinshaw is originally from Punta Gorda, Florida and was a standout quarterback at Central Florida from 1991-94. He set numerous school records for



NATIONAL POLLS (WEEK 4)

AP TOP 25

1	Alabama (45)	3-0
2	Clemson (15)	3-0
3	Oklahoma (1)	3-0
4	Penn State	3-0
5	USC	3-0
6	Oklahoma State	3-0
7	Washington	3-0
8	Michigan	3-0
9	Wisconsin	3-0
10	Ohio State	2-1
11	Georgia	3-0
12	Florida State	0-1
13	Virginia Tech	3-0
14	Miami	1-0
15	Auburn	2-1
16	TCU	3-0
17	Mississippi State	3-0
18	Washington State	3-0
19	Louisville	2-1
20	Florida	1-1
21	South Florida	3-0
22	San Diego State	3-0
23	Utah	3-0
24	Oregon	3-0
25	LSU	2-1

UK Opponents Receiving Votes: Vanderbilt 83, Tennessee 6

AMWAY COACHES TOP 25

1	Alabama (59)	3-0
2	Clemson (6)	3-0
3	Oklahoma	3-0
4	Penn State	3-0
5	USC	3-0
6	Washington	3-0
7	Oklahoma State	3-0
8	Michigan	3-0
9	Ohio State	2-1
10	Wisconsin	3-0
11	Florida State	0-1
12	Georgia	3-0
13	Virginia Tech	3-0
14	Miami	1-0
15	TCU	3-0
16	Auburn	2-1
17	South Florida	3-0
18	Washington State	3-0
19	Mississippi State	3-0
20	Louisville	2-1
21	Utah	3-0
22	Florida	1-1
23	LSU	2-1
24	Oregon	3-0
25	San Diego State	3-0

UK Opponents Receiving Votes: Vanderbilt 92, Tennessee 3

UK Opponents in Bold

KENTUCKY IN THE POLLS

DATE	AP	COACHES	BCS
Preseason	RV (3)	NR	-
Week 2	RV (4)	RV (6)	-
Week 3	NR	RV (1)	-
Week 4	RV (11)	RV (18)	-
Week 5			
Week 6			
Week 7			
Week 8			
Week 9			
Week 10			
Week 11			
Week 12			
Week 13			
Week 14			
Week 15			

COMPARISON STATS

KENTUCKY

3-0	Record	1-1
1-0	Conference Record	1-0
24.7	Scoring/game	21.5
347.7	Total Offense/game	286.0
156.3	Rushing/game	89.5
191.3	Passing/game	196.5
23.9	Kickoff Returns (avg.)	22.3
-1.0	Punt Returns (avg.)	7.0
41.8	Punting (avg)	50.2
32:26	Time of Possession	26:31
.429	Third-Down Conv. (pct)	.333
.000	Fourth-Down Conv. (pct)	.500
15.3	Points Allowed/game	26.5
346.7	Total Defense/game	437.5
57.0	Rushing Defense/game	199.0
289.7	Passing Defense/game	238.5

FLORIDA

the Knights, finishing as the career leader in every major passing category, including yards (9,000) and Tds (82).

- Florida tight ends/special teams coordinator Greg Nord played at Kentucky in 1975 and the 1977-78 seasons. He was a member of the Wildcat coaching staff from 1982-89 and 2010-12.

BAITY, MACGINNIS EARN SEC WEEKLY HONORS

- Junior cornerback Derrick Baity Jr. and senior kicker Austin MacGinnis were named SEC Co-Defensive Player of the Week and Special Teams Player of the Week, respectively, for their standout performances in Saturday's 23-13 victory at South Carolina. MacGinnis also earned one of the three "Stars of the Week" by the the Palm Beach County Sports Commission Lou Groza Collegiate Place-Kicker Award presented by the Orange Bowl.
- This is the fourth time in school history that Kentucky has had at least two players honored for the same game. In 2007, linebacker Wesley Woodyard was SEC Defensive Player of the Week and guard Jason Leger was SEC Offensive Lineman of the Week following a win at Arkansas, while the Cats earned multiple honors in their 2016 victories over Mississippi State and at Louisville.
- Baity was responsible for three takeaways in the game, including making the initial stop on a pair of critical 4th-and-1's in the second half and an interception on South Carolina's final possession. On the first possession of the third quarter, on 4th-and-1 from the UK 49-yard line, he crashed from the corner to tackle running back A.J. Turner, who was brought down for no gain; the change of possession set up a UK drive for a field goal. Later, he again crashed from the corner to tackle running back Rico Dowdle, who was brought down for no gain to give the ball back to the Wildcats.
- MacGinnis drilled three field goals in the win, making him 6-of-7 on the season. Also, his six pinpoint kickoffs kept the ball out of the hands of Gamecock return ace Deebo Samuel and consistently helped the Cats control the field position battle. This is the third time he's been honored as SEC Special Teams Player of the Week.

GAME PROMOTIONS / FLORIDA

- The University of Kentucky Athletics Hall of Fame Class of 2017 will be announced at halftime. The class includes Randall Cobb (football), Collin Cowgill (baseball), Ralph Hacker (broadcaster), Sherry Hoover Bordner (cross country/indoor track/outdoor track), Sarah Rumely (volleyball) and John Wall (men's basketball).
- About Randall Cobb - Arguably the most versatile, dynamic playmaker in UK football history as a wide receiver, quarterback, punt returner and kickoff returner ... First-team All-America as a junior ... Two-year first-team All-SEC ... Set SEC single-season record for all-purpose yardage (2,396 yards in 2010) ... Set UK career record for touchdowns (37), although he played only three seasons ... Clutch player who scored five game-winning fourth-quarter touchdowns in his career, vs. Arkansas, Louisville and South Carolina at home, also at Auburn and Georgia ... Left UK after his junior season and was a second-round draft pick by the Green Bay Packers ... Has been a star wide receiver during his six-year career with the Packers, making the 2011 NFL All-Rookie Team and being selected to the Pro Bowl following the 2014 season ... Returned to UK in 2016 and finished his degree in community and leadership development.



KENTUCKY BY THE NUMBERS

	2017	Stoops
Record	3-0	22-30
SEC	1-0	9-24
West	0-0	1-7
East	1-0	8-17
Non-Conference	2-0	13-6
Home	1-0	17-13
Road	2-0	5-15
Neutral site	0-0	0-2
Night	1-0	10-16
Day	2-0	12-14
TV Games	3-0	20-30
CBS	0-0	0-2
ESPN	0-0	1-6
ESPN2	0-0	2-5
ESPN2	0-0	0-2
ESPN2	0-0	0-1
SEC Network	2-0	17-13
Fox Sports South	0-0	1-1
CBS Sports Network	1-0	1-0
UK scores on 1st possession	1-0	9-9
Opp scores on 1st possession	2-0	7-13
UK scores first	2-0	14-10
Opponent scores first	1-0	8-20
UK leads after 1st quarter	1-0	13-3
Opponent leads after 1stQ	1-0	6-20
Teams are tied after 1stQ	1-0	3-7
UK leads at halftime	2-0	15-3
Opponent leads at halftime	1-0	4-26
Teams are tied at halftime	0-0	3-1
UK leads after 3rd quarter	3-0	18-1
Opponent leads after 3rdQ	0-0	2-28
Teams are tied after 3rdQ	0-0	3-1
Game goes to overtime	0-0	1-1
Scoring less than 20 pts	0-0	2-17
Scoring 20+ points	3-0	15-13
Scoring 30+ points	0-0	13-6
Allowing less than 20 pts	3-0	14-2
Allowing 20+ points	0-0	5-22
Allowing 30+ points	0-0	4-21
UK has more total yards	1-0	17-3
Opp. has more total yds	2-0	5-27
UK has more rushing yards	3-0	17-5
Opp. has more rushing yards	0-0	5-25
UK has more passing yards	0-0	15-8
Opp. has more passing yards	3-0	7-20
Rushing for < 100 yds	1-0	2-11
Rushing for over 100 yards	2-0	17-18
Rushing for 200+ yards	1-0	15-5
Passing for 200+ yards	1-0	12-8
Passing for 300+ yards	0-0	5-4
UK has 100-yard rusher	2-0	14-8
Opp. has 100-yard rusher	0-0	7-21
No turnovers	1-0	6-4
One or two turnovers	2-0	14-21
3 or more turnovers	0-0	2-5
No takeaways	0-0	5-4
3 or more takeaways	1-0	6-4
UK has more penalties	0-0	9-11
Opp. has more penalties	2-0	11-16
Teams have equal penalties	1-0	2-3
UK has more TOP	2-0	14-10
Opp. has more TOP	1-0	8-20
UK defense scores	1-0	5-4
Opponent defense scores	0-0	4-5
UK returns KO/Punt for TD	0-0	1-0
Opp. returns KO/Punt for TD	0-0	0-4
Playing on natural grass	1-0	9-20
Playing on artificial surface	2-0	13-10
In blue uniforms	0-0	2-2
In white uniforms	1-0	1-4
In white unis/blue pants	1-0	4-11
In blue unis/white pants	1-0	9-3
In black uniforms	0-0	1-3
In blue uniforms/grey pants	0-0	1-3
In grey uniforms	0-0	2-2
In grey uniforms/blue pants	0-0	2-2

MILESTONES TO WATCH IN 2017

- Junior WR **Garrett Johnson** has 1,654 career receiving yards and is eighth all-time on Kentucky's career receiving list. He needs six more receiving yards to tie Randall Cobb for seventh.
 - Junior kicker **Austin MacGinnis** ranks second on the career scoring list with 283 points. He needs 23 more to surpass Lones Seiber as Kentucky's all-time leading scorer.
 - **MacGinnis** has hit 56 career field goals and needs one more to tie Joey Worley (57 from 1984-87) for No. 1 on the all-time field goals made list.
 - MacGinnis has attempted 70 field goals which ranks third on the career list. He needs nine more to move up to No. 2 with Lones Seiber (79 from 2006-09).
 - Sophomore RB **Benny Snell Jr.** has 1,363 career rushing yards and is 24th all-time on Kentucky's career rushing list. He needs seven more to tie Alfred Rawls for 23rd.
- After the Cat Walk, Aly'An, a country music duo, will headline the concert outside Gate 12 in the plaza between Kroger Field and the Joe Craft Kentucky Football Training Facility. The concert will begin after the Cat Walk and will last until 30 minutes prior to the game's Noon kickoff. During the concert, the members of the team will make their way from the JCTF through Gate 12 and into the stadium. Fans are welcome to cheer the Wildcats as they enter Kroger Field.
 - Performing the national anthem is the Commonwealth Choir, a choir made up of UK students from each of the 120 counties. Special guests from "The Stephen Foster Story" will also join.

CATS VS. THE RANKED

- Kentucky has played 243 ranked teams in the Associated Press Poll in its history. The Cats are 41-197-5 in those games.
- Florida is the first ranked opponent for the Cats this season.
- UK's last win over a ranked team was last season on the road at No. 11 Louisville, 41-38.
- UK's last win over a ranked team in Lexington was in 2015 vs. No. 25 Missouri, 21-13.
- Florida leads the series with Kentucky 31-3 when the Gators are ranked.

A UK WIN WOULD...

- End Kentucky's 30-game losing streak to Florida.
- Give the Cats 11 wins in their past 14 regular season games.
- Give UK a 4-0 start to the season for the first time since 2008 (at Louisville, Norfolk State, Middle Tennessee and Western Kentucky).
- Improve UK's record at Kroger Field to 154-129-4 overall, including 18-13 under Mark Stoops.
- Give UK a 2-0 record in SEC play for the first time since the 1977 team went undefeated in conference games.
- Be starting QB Stephen Johnson's 11th win since taking over in 2016, ninth as a starter and two in a relief role.

GETTING DEFENSIVE

- Kentucky's defense has been terrific to start the season, giving the offense an opportunity to find its footing as it replaces some key components from last season.
- The Cats have forced five fumbles and recovered four, which ranks second nationally in fumbles recovered.
- The Cats rank third nationally in rushing defense, allowing just 57.0 yards per game.
- UK's best run defense was in 1949 (2nd in FBS, 71.6 yards per game).
- UK has held all three opponents this season under 100 rushing yards (Southern Miss 55, ECU 62, South Carolina 54). It has been nine years since the Wildcats held three straight opponents under 100 rushing yards, the first three games of the 2008 season.
- Perhaps most promising is the defense has been up to the task despite star linebacker Jordan Jones and safety Mike Edwards not accounting for the majority of tackles. Jones also missed the South Carolina game due to injury.
- One key to the defensive improvement so far this season is improved depth, which has enabled the coaches to play more players than previous seasons. At least 23 defensive players have seen action in each of the first three games.
- UK's "Blitz Bros" - rush ends/LBs Denzil Ware and Josh Allen - have wreaked havoc with their ability to create consistent pressure on opposing quarterbacks, accounting for 5.5 tackles for loss, 4.5 sacks, two forced fumbles, a fumble recovery and a touchdown.

DEFENSE GETTING CLUTCH STOPS IN SECOND HALF

- In each of Kentucky's first three wins, the opponent has been ahead or within one possession of tying the game in the second half. The opponent offense has had 10 possessions when ahead or



TRACKING KENTUCKY'S OPPONENTS

Opponent	UK vs. Opp	Opp. Record	Last Game	Next Game
at Southern Miss	Sept. 2	2-1	W, at Louisiana-Monroe, 28-17	vs. North Texas - Sept. 30
vs. Eastern Kentucky	Sept. 9	0-2	L, at Kentucky, 16-27	vs. Tennessee Tech - Sept. 23
at South Carolina	Sept. 16	2-0	L, vs. Kentucky, 13-23	vs. Louisiana Tech - Sept. 23
vs. Florida	Sept. 23	1-1	W, vs. Tennessee, 26-20	at Kentucky - Sept. 23
vs. Eastern Michigan	Sept. 30	2-0	W, at Rutgers, 16-13	vs. Ohio - Sept. 23
vs. Missouri	Oct. 7	1-2	L, vs. Purdue, 3-35	vs. Auburn - Sept. 23
at Miss. State	Oct. 21	3-0	W, vs. LSU, 37-7	at Georgia - Sept. 23
vs. Tennessee	Oct. 28	2-1	L, at Florida, 20-26	vs. UMass - Sept. 23
vs. Ole Miss	Nov. 4	2-1	L, at California, 16-27	at Alabama - Sept. 30
at Vanderbilt	Nov. 11	3-0	W, vs. Kansas State, 14-7	vs. Alabama - Sept. 23
at Georgia	Nov. 18	3-0	W, vs. Samford, 42-14	vs. Mississippi State - Sept. 23
vs. Louisville	Nov. 25	2-1	L, vs. Clemson, 21-47	vs. Kent State - Sept. 23

within one score and that's when the Wildcat defense has been at its best. On those 10 possessions, UK has allowed only three points – stopping the opponent on downs three times, creating three turnovers (two interceptions, one fumble), forcing three punts and allowing one field goal.

CONRAD CONTINUING BREAKOUT SEASON

- Tight end C.J. Conrad has been a major threat in the first three weeks, catching seven passes for 161 yards and two scores.
- The junior is averaging 23.0 yards per catch, up from 12.1 he has averaged in his career.
- Conrad is already halfway to his 2016 touchdown total and nearly halfway to his 2016 receiving yardage total. He also has twice been tackled just shy of the end zone.

RECAPPING THE SEC OPENER AT SOUTH CAROLINA

- Kentucky went on the road to open SEC play and knocked off South Carolina for the fourth consecutive season, the first time UK has won four straight games vs. a conference foe since doing so against Vanderbilt from 2004-07.
- Despite giving up a 68-yard scoring strike on the first play of the game, the Cats did not allow another score until midway through the fourth quarter.
- The Cats had two critical 4th-and-1 stops and also picked off two passes, one each by safety Mike Edwards and cornerback Derrick Baity Jr. Baity also had the initial stop on both 4th-and-1's.
- RB Benny Snell Jr. turned in his second straight 100-yard game, churning for 102 yards on 32 carries with two touchdowns.
- QB Stephen Johnson rushed for 74 yards, including a game-sealing 54-yard dash late in the fourth quarter.
- One major difference in the game was the kicking game, where UK's Austin MacGinnis made all three of his field goal attempts and watched South Carolina miss three field goals and an extra point.

- UK held the Gamecocks to just 54 yards rushing on 20 carries, an average of just 2.7 yards per carry. The Cats now rank third nationally in rushing defense and have held three straight opponents under 100 yards rushing for the first time since the beginning of the 2008 season.

FRESHMAN CATS DEBUT

- Seven true freshmen have seen action this season. They are: WR Lynn Bowden Jr., DE Josh Paschal, NG Quinton Bohanna, WR Josh Ali, WR Isaiah Epps, WR Clevon Thomas Jr. and DB Cedric Dort.
- Redshirt freshmen debuting this season are: CB Davonte Robinson, RB A.J. Rose, CB Zy'Aire Hughes, LB Jamar Watson, DT Kordell Looney, OG Luke Fortner and C Drake Jackson.

UNRELENTING SCHEDULE

- The Southeastern Conference is no place for the faint of heart and Kentucky will once again have to march through an unforgiving schedule as it seeks a second straight bowl season.
- According to the NCAA rankings, Kentucky's schedule is tied for the toughest in the country.
- Only five teams in the country face more than the nine opponents on the Cats' schedule who played in a bowl last season: Notre Dame and Syracuse (11) and Duke, Ole Miss and South Carolina (10).
- Once again, Kentucky will earn everything it gets. Four opponents (Georgia, Louisville, Florida and Miss. State) currently rank in the top 25 of the national polls. with two others (Tennessee and Vanderbilt) receiving votes.

UK ADEPT AT HOLDING THIRD-QUARTER LEADS

- Kentucky has won 35 of its past 36 games when staked to a lead at the end of the third quarter, dating back to a 2008 loss vs. South Carolina.
- UK is 18-1 in the Mark Stoops era when holding a third-quarter lead. The only loss was in 2016 vs. Georgia.

100-YARD RUSHERS

Player	2017	Career	'17 Opponent
Benny Snell Jr.	2	7	E. Kentucky South Carolina

100-YARD RECEIVERS

Player	2017	Career	'17 Opponent
Garrett Johnson		5	
C.J. Conrad		1	

INTERCEPTIONS

Player	2017	Career
Mike Edwards	2	6
Derrick Baity Jr.	1	4
Chris Westry		3

TRACKING SACK LEADERS

Player	2017	Career
Josh Allen	3.0	10.5
Denzil Ware	1.5	8.0
Jordan Jones		4.0
Chris Westry		1.5
Courtney Love		1.0
Naquez Pringle		1.0
Kendall Randolph		1.0
Josh Paschal	0.5	0.5
Mike Edwards		0.5

DOUBLE-FIGURE TACKLERS

Player	2017	Career
Mike Edwards		4
Jordan Jones		4
Darius West	1	1



STAT LEADERS

PASSING

UK	COMP-ATT-INT-YDS-TD
Stephen Johnson	42-67-1-569-2

RUSHING

UK	ATT-YDS-TD
Benny Snell Jr.	71-272-3
Stephen Johnson	18-132-2

RECEIVING

UK	REC-YDS-TD
Garrett Johnson	8-105-0
C.J. Conrad	7-161-2
Charles Walker	5-72-0

TACKLES

UK	TACKLES
Darius West	24.0-1.5 TFL-FF
Courtney Love	23.0-1.0 TFL-FR
Derrick Baity Jr.	20.0-INT-FR

STAT SUPERLATIVES

Most Games Played: Garrett Johnson (40), Charles Walker (40), Matt Elam (39), Nick Haynes (39), Blake Bone (36), Kyle Meadows (34), Dorian Baker (32)

Most Games Started: Chris Westry (28), Denzil Ware (26), Nick Haynes (26), Kyle Meadows (26), Dorian Baker (24), Garrett Johnson (25), C.J. Conrad (23), Mike Edwards (21), Derrick Baity (20)

Consecutive Games Started: Chris Westry (28), Kyle Meadows (25), Nick Haynes (23), Mike Edwards (21), Derrick Baity (20), Courtney Love (16), Adrian Middleton (15), C.J. Conrad (13)

Consecutive Games with a Tackle (min. 12): Chris Westry (28), Mike Edwards (24), Jordan Jones (16), Josh Allen (16), Courtney Love (16), Naquez Pringle (15)

Consecutive Games with a Reception: Garrett Johnson (14), Dorian Baker (6), C.J. Conrad (7)

WHERE ARE THE COACHES?

SIDELINE

Mark Stoops, Head Coach
Eddie Gran, HC Offense/RBs
Vince Marrow, Tight Ends
John Schlارman, Offensive Line
Lamar Thomas, Wide Receivers
Steve Clinkscale, Defensive Backs
Derrick LeBlanc, Defensive Line
Dean Hood, OLBs, Special Teams

PRESS BOX

Matt House, Defensive Coordinator, ILBs
Darin Hinshaw, Co-OC/Quarterbacks

2016 WAS A HISTORICAL SEASON ON THE GROUND

Kentucky's dominance on the ground in 2016 ranks as one of the best campaign's in program history:

Most Rushing Yards in a Single Season

- 3,124 (1974)
- 3,044 (2016)**
- 2,960 (1976)
- 2,661 (1975)
- 2,638 (1979)

Most Rushing TDs in a Single Season

- 30 (1949)
- 30 (2016)**
- 28 (1950)
- 26 (2010)
- 26 (2009)

Kentucky averaged 5.43 yards per rush, which set a new school record for best average yards per carry in a single season by half a yard per carry. The old record in 4.94 in 1974.

BENNY IN THE RECORD BOOKS

Benny Snell Jr. earned All-SEC Freshman honors last season after rushing a team-high 186 times for 1,091 yards and 13 touchdowns, averaging 5.9 yards per carry.

- The 1,091 rushing yards is a school record for most ever by a freshman in a season for UK. Moe Williams had 928 rushing yards as a freshman in 1993.
- With 13 rushing touchdowns last season, he broke Randall Cobb (2008)'s record for most rushing TDs by a UK freshman (7) and most total touchdowns (9).
- Snell had the most rushing TDs in a single season (13) since Artose Pinner had 13 in 2002.
- With 152 yards against Austin Peay, he eclipsed 100 yards on the ground for the fifth time in 2016, setting the school's freshman record for most 100-yard rushing games in a season.
- Snell is the first UK player with a rushing touchdown in three consecutive games since Derrick Locke in 2010 and first freshman with a rushing touchdown in three consecutive games since Randall Cobb in 2008.
- Snell was the first freshman in school history to have 100 rushing yards and a rushing touchdown in three consecutive games.
- His career-high 192 yards rushing vs. Mizzou set a school record for most rushing yards by a freshman in a single game. The previous high was Derick Logan's 186 yards against Mississippi State on Nov. 9, 1996.
- The 192 rushing yards tie for the ninth most in a single game in school history and the most since Rafael Little rushed for 198 yards vs. Vanderbilt on Nov. 12, 2005.
- His 38 carries vs. Mizzou were the most since Derick Logan had 41 attempts vs. Mississippi State in 1996.
- His five rushing TDs in the first four games of 2016 were the most by a UK player in his first four games of his freshman season in school history.
- Snell had one of the best rushing touchdown-to-carry ratios by any Kentucky player since rushing TDs were tracked at UK beginning in 1949 (min. 100 career carries):

Rushing Attempts-To-Rushing Touchdown Ratio (Since 1949, Min. 100 Career Carries)

- 10.4:1, Randall Cobb (2008-2010) (228 carries, 22 touchdowns)
- 12.9:1, Babe Parilli (1949-1951) (103 carries, 8 touchdowns)
- 13.8:1, Bob Hardy (1953-1955) (262 carries, 19 touchdowns)
- 14.3:1, Benny Snell Jr. (2016) (186 carries, 13 touchdowns)**
- 14.4:1, Calvin Bird (1958-1960) (202 carries, 14 touchdowns)

Most 100-yard games in a season

- 8 Artose Pinner 2002
- 7 Moe Williams 1995
- 6 Rafael Little 2007
- 6 Mark Higgs 1987
- 6 George Adams 1984
- 6 Sonny Collins 1975
- 5 Boom Williams 2015
- 5 Benny Snell Jr. 2016**



2017 TEAM CAPTAINS

Game captains for the 2017 season will be decided on a week-by-week basis. They are listed below.

Southern Miss	Mike Edwards, Nick Haynes, Stephen Johnson, Courtney Love
Eastern Kentucky	Mike Edwards, Nick Haynes, Stephen Johnson, Courtney Love
South Carolina	Mike Edwards, Nick Haynes, Stephen Johnson, Courtney Love
Florida	TBD
Eastern Michigan	TBD
Missouri	TBD
Mississippi State	TBD
Tennessee	TBD
Ole Miss	TBD
Vanderbilt	TBD
Georgia	TBD
Louisville	TBD

Most Rushing Yards by a Freshman

1.	1,057	Benny Snell Jr.	2016
2.	928	Moe Williams	1993

Most Rushing Touchdowns by a Freshman

1.	13	Benny Snell Jr.	2016
2.	7	Randall Cobb	2008

Most Total Touchdowns by a Freshman

1.	13	Benny Snell Jr.	2016
2.	9	Randall Cobb	2008

Most Rushing Yards by a Freshman in a Single Game

1.	192	Benny Snell Jr. vs. Missouri, 2016
2.	186	Derick Logan vs. Miss. State, 1996

JOHNSON & JOHNSON

- Explosive senior wide receiver Garrett "Juice" Johnson found a connection with quarterback Stephen Johnson, hooking up for three touchdowns of 40 yards or more over the final two games of 2016.
- Juice hauled in a 75-yard bomb on the Wildcats' first play from scrimmage in the 41-38 upset victory at Louisville. He later added a 63-yarder that looked nearly identical to the first score, as he got behind the Cardinals' defense.
- The duo connected on a critical 30-yard gain in the Cats' win over Eastern Kentucky on Sept. 9 this season.
- Juice led the 2016 team with 39 catches for 585 yards and a team-high five touchdowns on the season. Through three games in 2017 he has a team-high eight catches for 105 yards.
- For his career, Juice has five catches of 40-plus yards.

KENTUCKY OFFENSE

- Twenty letter winners return on offense from the 2016 season, including eight primary starters.
- Kentucky went through a remarkable transformation a year ago under new offensive coordinator Eddie Gran. Leaning more toward the passing game at the beginning of the season, an injury to the starting quarterback and the emergence of an outstanding freshman running back led Gran to remodel the attack.
- The result was 3,044 rushing yards, second-most in school history; 5.4 yards per carry, shattering the school record by a wide margin; and a pair of 1,000-yard rushers, first time in school history that had been accomplished in one season. And, the record-breaking ground game set up an entertaining big-play passing offense that featured 14 completions of 40 or more yards, 10 of which went for touchdowns. Kentucky scored at least 35 points seven times in 2016, the most since the 2007 season (nine).
- With two veteran quarterbacks, a 1,000-yard rusher, two career 1,000-yard receivers and four starters returning in the line, the UK offense should have balanced firepower again in the coming season.

HONORING THE CATS IN 2017

Derrick Baity, Junior, DB, #8

- SEC Co-Defensive Player of the Week (9/18)

Quinton Bohanna, Freshman, DL, #95

- Athlon Sports Preseason SEC All-Freshman Third Team

Lynn Bowden, Freshman, WR, #1

- Athlon Sports Preseason SEC All-Freshman First Team (All-Purpose)

C.J. Conrad, Junior, TE, #87

- John Mackey Award Preseason Watch List
- Preseason All-SEC Third Team (Coaches)

Mike Edwards, Junior, S, #7

- Athlon Sports Preseason All-SEC Second Team
- Jim Thorpe Preseason Watch List
- Preseason All-SEC Third Team (Media)
- Preseason All-SEC Third Team (Coaches)

Luke Fortner, R-Freshman, OL, #79

- Athlon Sports Preseason SEC All-Freshman Third Team

Nick Haynes, Senior, OG, #68

- Athlon Sports Preseason All-SEC Third Team

Drake Jackson, R-Freshman, C, #52

- Athlon Sports Preseason SEC All-Freshman Third Team

Stephen Johnson, Senior, QB, #15

- Johnny Unitas Golden Arm Watch List

Jordan Jones, Junior, LB, #34

- Athlon Sports Preseason All-SEC First Team
- Athlon Sports Preseason All-America Third Team
- Preseason All-SEC Third Team (Media)
- Preseason All-SEC Second Team (Coaches)
- Southern Pigskin All-SEC Preseason First Team
- Bednarik Award Watch List
- Bronko Nagurski Trophy Watch List

Courtney Love, Senior, LB, #51

- Lott Trophy Watch List
- Allstate AFCA Good Works Team Watch List
- Wuerffel Trophy Watch List

Austin MacGinnis, Senior, K, #99

- SEC Special Teams Player of the Week (9/18)
- "Star of the Week" by the Lou Groza Collegiate Place-Kicker Award (9/18)
- Athlon Sports Preseason All-SEC Fourth Team
- Lou Groza Award Watch List
- Preseason All-SEC Third Team (Coaches)

Cole Mosier, Junior, OT, #74*

- Athlon Sports Preseason All-SEC Fourth Team

Josh Paschal, Freshman, LB, #4

- Athlon Sports Preseason SEC All-Freshman Third Team

A.J. Rose, R-Freshman, RB, #10

- Athlon Sports Preseason SEC All-Freshman Third Team (All-Purpose)

Benny Snell Jr, Sophomore, RB, #26

- Athlon Sports Preseason All-SEC Third Team
- Maxwell Award Watch List
- Doak Walker Award Watch List
- Preseason All-SEC Third Team (Coaches)

Denzil Ware, Junior, LB, #35

- SEC Defensive Lineman of the Week (9/5)
- Athlon Sports Preseason All-SEC Third Team
- Preseason All-SEC Second Team (Media)
- Preseason All-SEC Second Team (Coaches)

**Will miss season due to knee injury*



CATS SCRATCHES

JUNIOR • OL • GEORGE ASAFO-ADJEI

- Nickname is "Big George"
- Speaks English and Ghanaian

SENIOR • LB • JOSH ALLEN

- Sister, Myisha Hines-Allen, plays basketball at Louisville

JUNIOR • TE • C.J. CONRAD

- Brother, Austin, is a redshirt freshman defensive end at Ohio
- There will be at least one parent at each of their games this season

SENIOR • OL • NICK HAYNES

- Has bowled a perfect 300 five times
- Started bowling at the age of eight with his family who all bowl in leagues
- Dad, Stephen, retired as a Master Sergeant after 22 years in the Air Force

SENIOR • QB • STEPHEN JOHNSON

- Suffered from Tourette Syndrome until the age of 13
- Sister, Sydney, is a junior forward/midfielder on the women's soccer team at Southern Cal, which won the 2016 NCAA championship with a 3-1 win over West Virginia

SENIOR • LB • COURTNEY LOVE

- Leads the team in community service hours
- Volunteers as a mentor at Amachi Central Kentucky, a program that pairs caring, positive adults with children and youth in the Bluegrass who have one or both parents in state or federal prison or are affected by incarceration in some way
- His mentee, Antonio "Tony" McKinney Jr., is eight years old

RS FRESHMAN • RB • A.J. ROSE

- Earned an Eagle Scout, the highest achievement or rank attainable in the Boy Scouting program of the Boy Scouts of America
- Only four percent of Boy Scouts are granted this rank after a lengthy review process

SOPHOMORE • RB • BENNY SNELL JR.

- Snell family has a legacy of running backs
- His dad, Ben Snell Sr., starred as a running back at Ohio Northern and was drafted by the Baltimore Ravens then played in NFL Europe and the XFL
- His great uncle, Matt Snell, was a running back for the New York Jets from 1964-72
- Matt Snell rushed for 121 yards and a touchdown in the Jets' stunning 16-7 upset of the Baltimore Colts in Super Bowl III

Quarterbacks

- After an injury to sophomore quarterback Drew Barker just two games into the season, junior college transfer Stephen Johnson stepped in vs. New Mexico State and provided a veteran and calming presence.
- Johnson went 5-4 as a starter in 2016, completing 145-of-265 passes for 2,037 yards and 13 touchdowns. He also carried the ball 97 times for 327 yards and three scores.
- The 6-foot-2, 185-pound Californian will forever hold a place in Kentucky fans' hearts in leading UK to a thrilling upset of the 11th-ranked Louisville Cardinals in the regular-season finale (41-38). Also guiding UK to a pair of come-from-behind wins in relief roles, Johnson led the Cats to their best record in seven years and a bowl game for the first time since 2010.
- Also battling is Barker along with redshirt freshman Gunnar Hoak. The Dublin, Ohio native was a four-star prospect out of Dublin Coffman High School where he threw for 1,798 yards and 14 touchdowns a senior. Also on the roster is junior walk-on Luke Wright who earned a starting spot in the last year's game vs. Austin Peay.

Running Backs

- Despite the loss of big-play-maker Stanley "Boom" Williams to the NFL (366 for 2,511 yards and 18 TDs in his career) and senior Jojo Kemp (338 for 1,709 and 19 TDs in his career) to graduation, running backs coach Eddie Gran is able to go four deep.
- Sophomore phenom Benny Snell Jr., burst on the scene three games into last season and never looked back. Although he did not have a carry in the first two games of 2016, Snell went on to break six freshman records on his way to being named a FWAA, ESPN and 247Sports Freshman All-American and All-SEC selection. He finished with a UK freshman record 1,091 rushing yards on 186 carries with a freshman-record 13 rushing and total touchdowns.
- Don't sleep on junior Sihem King, who earned the No. 2 spot behind Snell in fall camp. King had 11 carries for 81 yards last season, seeing most of his time on special teams as UK's kick return specialist.
- Also looking to make his mark after redshirting last season is freshman Asim "A.J." Rose. Arriving last year at 200 pounds, Rose is now 212 pounds and noticeably bigger and stronger. True freshman running back Bryant Koback enrolled early but was limited in spring practice as he was still rehabbing an injury suffered during his senior season, and some in fall camp due to a hamstring. Koback put up eye-popping numbers prior to his injury, rushing 93 times for 1,096 yards and an impressive 21 total touchdowns (19 rushing and two receiving) in just four games.
- In 2016, the Cats rushed for the second-most yards in school history with 3,044 yards and a school-record 30 rushing touchdowns. UK also averaged 5.4 yards per carry, another school record.

Wide Receivers

- Second-year wide receivers coach Lamar Thomas has almost as many receivers in his meeting room as he has Skittles in his pockets. With the loss of senior Dorian Baker to an ankle injury during preseason camp, the wealth of talent still goes 16 deep.
- Starting WR Garrett "Juice" Johnson leads the receiving corps with 115 catches for 1,655 yards and nine TDs. Letter winners returning are Blake Bone, Charles Moushey, Tavin Richardson and Charles Walker.
- Bone had a career-high 93 yards receiving on three catches vs. ECU, exceeding his season total of 82 yards last season.
- Senior Kayaune Ross is 6-foot-6 and looks to make his mark after catching two passes for 10 yards and a score as a sophomore.
- Kentucky had 15 different players catch passes last season and 11 of them return in 2017, including seven wideouts.
- True freshman and mid-year enrollee, Clevon Thomas Jr., was impressive in spring and fall practice. He arrived on campus in January from Miami's Charles W. Flanagan High School as one of the nation's top 100 wide receivers. Kentucky's depth increased with addition of four impact freshmen in Josh Ali, Lynn Bowden Jr., Isaiah Epps and Javonte Richardson.

Tight Ends

- The tight ends are led by junior C.J. Conrad, who has returned from off-season shoulder surgery to look very impressive. He has caught a touchdown pass in two of three games this season and has caught a touchdown pass in three of his last six games.
- Conrad is leading the Wildcats in receiving with seven receptions for 161 yards this season. He is also averaging 23.0 yards per reception. The valuable run blocker and pass catcher now has totaled 41 receptions for 572 yards and seven TDs in his career.
- Senior Greg Hart, who caught six passes for 32 yards in his first season as a Wildcat after transferring from Nebraska in 2015, adds depth along with sophomore Justin Rigg, who saw his



first action of the season at South Carolina, catching one pass for six yards.

- Redshirt freshman Jaylin Bannerman switched from linebacker to tight end during the preseason and looks to get in the mix as well.

Offensive Line

- Offensive line coach John Schlarman continuously puts together an offensive unit that helps lead the Wildcats to high levels of point production. The offensive line was named a semifinalist in 2016 for the Joe Moore Award which recognizes the nation's Most Outstanding Offensive Line.
- Once again, the offensive line is one of the most experienced positions as it returns 68 career starts, including 47 from 2016.
- Perhaps the biggest task for Coach Schlarman is replacing four-year starting center Jon Toth. The All-SEC center started in a nation-high 48 consecutive games. Junior "Bunchy" Stallings earned a starting spot at right guard in eight games last season but is starting at center after an impressive spring. Redshirt freshman Drake Jackson out of Woodford County High School has also been waiting his turn to replace Toth.
- Another big loss on the O-Line was senior left tackle Cole Mosier who tore the ACL in his right knee during a preseason scrimmage. Mosier played in 32 games with 13 starts at left tackle.
- Senior Kyle Meadows now has 23 consecutive starts at right tackle, while sophomore Landon Young is a gifted talent who returns after starting at left tackle in three of 12 games played as a true freshman. Junior David Baumer also looks for playing time at that left tackle spot.
- Junior George Asafo-Adjei can play guard or tackle and gives UK a talented option in the line.
- Senior Nick Haynes started at left guard last season but can move over to right guard if Stallings plays at center. Sophomore Logan Stenberg saw his role increase as the backup for Haynes at left guard as the season went along. The true freshman made quite the impression as he was named to the All-SEC Freshman team along with running back Benny Snell Jr. Stenberg started at left guard in the opener at Southern Miss.
- In 2017, Stenberg is the only offensive lineman to have started at the same position all three games.
- Redshirt freshman Luke Fortner provides depth in the rotation as does sophomore Mason Wolfe and junior Tate Leavitt, who redshirted last year after transferring from Hutchinson Community College. True freshmen Naasir Watkins add promising depth.

KENTUCKY SPECIAL TEAMS

- New special teams coordinator Dean Hood brings a wealth of knowledge to the program as he enters his 30th year of college coaching.
- The knowledge was evident in the season opener at Southern Miss as UK had several excellent facets in special teams.
 - Matt Panton averaged 42 yards per punt, including five inside the 20-yard line, two of which were downed at the one-yard line.
 - Austin MacGinnis' placement of kickoffs, and the subsequent coverage, was outstanding.
 - Between the kicking and tenacious kick coverage, USM's average starting yard line for the game was its own 17-yard line.
 - MacGinnis made his only field goal attempt and all three extra points.
 - Sihiem King's 46-yard kickoff return (also drawing a desperation 15-yard facemask penalty) set up a touchdown drive that only needed to go 37 yards.
- Senior kicker Austin MacGinnis is on pace to become UK's leading

CATS IN THE PROS



CATS IN THE NFL

A total of nine former Kentucky Wildcats are currently on National Football League rosters, with four additional players in the CFL. Here is the list, along with their years at UK:

Arizona Cardinals

#98 Corey Peters, DT (2006-09)

Baltimore Ravens

#90 Za'Darius Smith, OLB (2013-14)

Chicago Bears

#59 Danny Trevathan, LB (2008-11)

Green Bay Packers

#18 Randall Cobb, WR (2008-10)

New Orleans Saints

#75 Larry Warford, G (2009-12)

Pittsburgh Steelers

#48 Bud Dupree, OLB (2011-14)

#41 Farrington Huguenin, DL (2012-15)

Tennessee Titans

#54 Avery Williamson (2010-13)

#59 Wesley Woodyard (2004-07)

CATS IN THE CFL

Cory "C.J." Johnson, DT (2014-15)

Winnipeg Blue Bombers

Micah Johnson, LB (2006-09)

Calgary Stampeders

scorer. He has already recorded 283 points, which ranks him second on UK's career scoring list.

- MacGinnis has also hit 56 career field goals and needs one more to tie Joey Worley (57 from 1984-87) for No. 1 on the all-time field goals made list.
- Junior Miles Butler can also step in at placekicker. He hit 4 of 4 field goals in 2015 with a long kick of 46 yards and was 11 of 12 in PATs.
- Punter Matt Panton, a graduate transfer from Columbia University, has started a punter this season. He ranked No. 42 nationally in punting (40.5 average) last season, and finished with 29 punts inside the 20-yard line, four touchbacks, 13 fair catches and three punts of 50 yards or longer.
- Sophomore Grant McKinniss, who was a candidate for the Ray Guy Award as a freshman, averaged 39.2 per punt with 10 downed inside



the opponent's 20-yard line. He boomed a career-long 61-yard punt against Alabama.

- Junior Tristan Yeomans handles the long snapping for punts, while sophomore Blake Best is the snapper for field goals and PATs.
- The kick returns are in the capable hands of senior Charles Walker for punts and junior Sihiem King for kickoffs. Walker returned 15 punts in 2016 for 117 yards, good for a 7.8 average which ranked seventh in the SEC. King is UK's leading kick returner after averaging 21.3 yards on 10 kickoff returns last year. Freshman athlete Lynn Bowden brings excitement to special teams as well.

MacGINNIS No. 2 Scorer in UK History

- Kicker Austin MacGinnis ranks as the No. 2 scorer in Kentucky history with 283 career points. He needs just 22 more to tie Lones Seiber (305 from 2006-09) at No. 1.
- MacGinnis has made 56 of 70 field goals in his career for 80.0 percent. He needs just one more field goal to tie Joey Worley (57 from 1984-87) for most field goals made in school history.
- He entered 2017 with a streak of seven straight made field goals and extended it to nine before his first miss of the season vs. Eastern Kentucky. He already owns the school record with 11 straight.

MacGINNIS PLAYS THE ROLE OF HERO. TWICE.

- Senior kicker Austin MacGinnis' had two game-winning field goals in 2016, making him just the second player in school-history to have two career game-winning kicks in the final minute of regulation. Doug Pelfrey also has two (1990 vs. Georgia, 32 yards, and 1991 vs. Cincinnati, 53 yards).
- MacGinnis' game-winning 51-yard field goal vs. Mississippi State was his longest of the season. He was named one of three Lou Groza Award "Stars of the Week" for his performance. The game-winning field goal on the final play of the game was Kentucky's first since Oct. 17, 1998 when Seth Hanson drilled a 33-yarder to defeat LSU in Baton Rouge.
- The Wedowee, Ala. native drilled a 47-yarder with 12 seconds left to defeat Louisville in the regular season finale.
- MacGinnis is now 4-of-7 on field goals of more than 50 yards in his career. He is the second player in school history to have at least four field goals of 51 yards.
- The 51-yard field goal was the longest made field goal by a UK kicker in an SEC home game since Ryan Tydlacka made a 51-yard field goal against South Carolina on Oct. 11, 2008.
- MacGinnis' 14 points against Mississippi State are the most scored by a kicker in an SEC game since Oct. 31, 1992 (Doug Pelfrey).
- MacGinnis is the sixth player in school history to reach 200 career points (Lones Seiber, Joey Worley, Seth Hanson, Taylor Begley, Randall Cobb), the third player to do so prior to their senior season (Randall Cobb and Lones Seiber). He also tied Randall Cobb for the quickest player to reach 200 career points in school history (29 games played).
- He is once again on the watch list for the Lou Groza Award.

KENTUCKY DEFENSE

- For the first time in the Mark Stoops era there is a new defensive coordinator taking the reins of the defense. Matt House, who spent the 2016 season as the special teams coordinator and inside linebackers coach, was named D.J. Eliot's successor in January after Eliot left for the same position at Colorado.
- Twenty-one letter winners return, including nine starters.
- UK opponents averaged 44.5 points in the first three games in 2016, but in the last nine regular season games, which included top-ranked Alabama, UK's defense held the opponent to 27.0 ppg.



COBB TO BE INDUCTED INTO UK ATHLETICS HOF


The University of Kentucky Athletics Hall of Fame Class of 2017 was announced, with Randall Cobb (football), Collin Cowgill (baseball), Ralph Hacker (broadcaster), Sherry Hoover Bordner (cross country/indoor track/outdoor track), Sarah Rumely (volleyball) and John Wall (men's basketball) set to be inducted during Hall of Fame Weekend, Sept. 22-23, in conjunction with the football home game vs. Florida.

RANDALL COBB, Football (2008-10)

Arguably the most versatile, dynamic playmaker in UK football history as a wide receiver, quarterback, punt returner and kickoff returner ... First-team All-America as a junior ... Two-year first-team All-SEC ... Set SEC single-season record for all-purpose yardage (2,396 yards in 2010) ... Set UK career record for touchdowns (37), although he played only three seasons ... Clutch player who scored five game-winning fourth-quarter touchdowns in his career, vs. Arkansas, Louisville and South Carolina at home, also at Auburn and Georgia ... Left UK after his junior season and was a second-round draft pick by the Green Bay Packers ... Has been a star wide receiver during his six-year career with the Packers, making the 2011 NFL All-Rookie Team and being selected to the Pro Bowl following the 2014 season ... Returned to UK and finished his degree.

Linebackers

- The linebacking unit runs 14 deep and has a wealth of elite talent and it all begins with All-SEC weakside linebacker Jordan Jones. The junior is the SEC's returning leader in tackles (109) and tackles for loss (15.5). He averaged a team-high 8.4 tackles per game and was a menace to opposing quarterbacks with four sacks and nine QB hurries.
- At middle linebacker, senior Courtney Love was third on the team with 76 tackles through 13 games last season and was a proven leader on and off the field. He's currently second on the team in tackles with 23 in the first three games.
- Strongside linebacker Josh Allen was also a force on the outside as a sophomore last season, totaling 62 tackles with a team-high 8.5 sacks and four forced fumbles, which ranked tied for 14th nationally. He picked up where he left off last season, finishing with five tackles, three of which were for loss (-12 yards), including a seven-yard QB sack at Southern Miss. He also caused a fumble and had a quarterback hurry.
- Also looking to continue contributing quality minutes are junior Jordan Bonner and sophomores Eli Brown and Kash Daniel.
- Jamar "Boogie" Watson is ready for action after redshirting the 2016 season. He has the size and speed to be a versatile weapon against SEC offenses.



Oct. 22, 2016
vs. Mississippi State



Nov. 26, 2016
at Louisville

GAME-WINNING FIELD GOALS IN UK HISTORY

Below is a list of Kentucky's game-winning field goals in the final minute of regulation or overtime:

<u>Name</u>	<u>Date</u>	<u>Opponent</u>	<u>Distance of FG</u>	<u>Time</u>	<u>Final Score</u>
Austin MacGinnis	Nov. 26, 2016	at Louisville	47	:12	41-38
Austin MacGinnis	Oct. 22, 2016	Mississippi State	51	:00	40-38
Seth Hanson	Oct. 17, 1998	at LSU	33	:00	39-36
Brian Johnson	Sept. 21, 1996	Indiana	36	:14	3-0
Nicky Nickels	Nov. 13, 1993	East Carolina	29	:28	6-3
Doug Pelfrey	Nov. 2, 1991	Cincinnati	53	:00	20-17
Doug Pelfrey	Oct. 27, 1990	Georgia	32	:07	26-24
Clarkie Mayfield	Nov. 24, 1962	at Tennessee	19	:16	12-10
Delmar Hughes	Oct. 22, 1955	Florida	20	:34 seconds left	10-7

Defensive Line

- First-year defensive line coach Derrick LeBlanc replaced Jimmy Brumbaugh in February after being named the co-defensive coordinator at Maryland. LeBlanc, a former defensive lineman at Northwestern State, is known for his toughness. His line features eight returning letter winners, including starting at the weakside defensive end position Denzil Ware, who was second on the team in tackles for loss and sacks last season (70 tackles, 12.0 TFL, 5.5 sacks, 5 QBH). The line also returns defensive tackle Adrian Middleton (35 tackles, 5.5 TFL) and nose guard Naquez Pringle (39 tackles, 2.0 TFL, 1.0 sacks).
- Late in the third quarter vs. Southern Miss, safety Darius West made a jolting tackle that caused a fumble, which Ware scooped and scored from 20 yards out. It marked Ware's first collegiate touchdown but his second collegiate score. He also had a fumble return for a 2-point defensive PAT at South Carolina in 2015.
- Ware also recovered a fumble in the first quarter that set up UK's first touchdown and caused a fumble at Southern Miss. He finished with three tackles, featuring 1.5 for loss (-11 yards) and a 10-yard quarterback sack.
- Reserve nose guards Matt Elam and Jacob Hyde add depth and can be counted on to eat up double teams, while junior defensive end Kengera Daniel and sophomore defensive end T.J. Carter are looking to be a productive part of the defense in 2017.
- Sophomore Tymere Dubose got his first game action last season and is another option at tackle. Two redshirt freshmen looking to earn a spot in the rotation are Ja'Quize Cross of New Market, Alabama and Kordell Looney of Springfield, Ohio.

Secondary

- Coach Steve Clinkscale is in his second season as the secondary coach.
- Kentucky ranked fifth in the SEC in pass defense for the second straight season, allowing just 206.1 yards per game in the air. Four of his returning letter winners were a big reason for that success, including two returning starters in junior cornerbacks Derrick Baity and Chris Westry. Baity had 42 tackles, three interceptions and seven pass breakups in 2016, while Westry had 43 tackles, one interception and three PBUs. Also seeing time at cornerback and impressing the coaches with his athleticism was freshman Jordan Griffin.
- Two newcomers with size and speed who look to challenge for playing time are redshirt freshman safety Davonte Robinson, a local standout from Henry Clay High School, and junior college transfer cornerback Lonnie Johnson Jr.
- Junior safety Mike Edwards emerged as one of the league's top defensive backs last season, proving strong in run support while being an adept pass defender. He totaled 100 tackles, 5.5 TFL, three interceptions and eight pass breakups, earning second-team All-SEC honors. He already has one interception this season (vs. ECU).
- Junior Darius West has returned in full form after suffering a season-ending knee injury during fall camp last season. In addition to causing a fumble at Southern Miss, he made six tackles, including one for loss. West currently leads the team in tackles with 24.
- Showing big-play potential last season at nickelback was Kendall Randolph (15 tackles, 1.0 sacks). He looks to replace the experience and leadership of senior Blake McClain (180 career tackles, 4.5 TFL, 3.0 sacks, 22 PBU, 3 QBH, 2 FF).



2017 SEASON NOTES

SCHEDULE NOTES

- The 2017 Kentucky football schedule features seven home games and five road tilts.
- Kentucky will once again face a challenging schedule as it includes home conference games with Florida, Missouri, Tennessee and Ole Miss. UK will travel to South Carolina, Mississippi State, Vanderbilt and Georgia in league play.
- Mixed in the conference schedule is first-time opponent Eastern Michigan at home on Sept. 30. That day, UK Athletics will host high school bands from across the state of Kentucky as part of Band Day.
- After Eastern Michigan, the Wildcats will face seven-straight SEC foes, hosting Missouri (Oct. 7) for Homecoming, along with the annual Ag Roundup and Family Weekend celebrations. The Cats will travel to Starkville, Miss., to face the Bulldogs on Oct. 21 and return home on Oct. 28 vs. Tennessee to recognize former head coach Rich Brooks and his three bowl championship teams (2006, 2007 and 2008).
- When the Wildcats play host to Ole Miss on Nov. 4, UK Athletics will pay special tribute to veterans with its first annual Salute to Veterans. Additionally, it will be Youth Football Day at Kroger Field.
- Back-to-back road games at Vanderbilt (Nov. 11) and Georgia (Nov. 18) will conclude regular-season SEC play before Louisville visits Kroger Field on Nov. 25 for Senior Day.
- The 2017 season will culminate with the first SEC Championship Game to be played in the new Mercedes Benz Stadium in Atlanta on Saturday, Dec. 2. It will be the 26th edition of the game and the 24th in the city of Atlanta.



THREE WILDCATS DO SERVICE WORK IN DOMINICAN REPUBLIC

- In May of 2017, three Wildcats, outside linebackers Jordan Bonner and Denzil Ware and tight end C.J. Conrad, were chosen by the athletic department to participate in a service/educational trip to the Dominican Republic. During the week-long trip, they interacted with residents of impoverished communities, visited an orphanage, constructed park benches in a sugar cane village, distributed food to the hungry and visited a nursing home and a daycare for special needs children.
- UK has taken football student-athletes to Ethiopia on a service trip since 2011. Due to the state department's travel ban to Ethiopia, the Cats visited the DR in 2017.

2011: Stuart Hines, Danny Trevathan

2012: Mikie Benton, Matt Smith, Larry Warford

2013: Kevin Mitchell, Jonathan George, Avery Williamson

2014: Alvin "Bud" Dupree, Landon Foster, Braylon Heard

2015: Austin MacGinnis, Marcus McWilson, Alex Montgomery

2016: Greg Hart, De'Niro Laster, Courtney Love

*2017: Jordan Bonner, C.J. Conrad, Denzil Ware (Dominican Republic)

COACHING CHANGES

- Dean Hood was named special teams coordinator/outside linebackers coach to replace Matt House who was named defensive coordinator/inside linebackers coach. Hood spent the 2016 season as the assistant head coach/special teams coordinator/tight ends at Charlotte. House, who was UK's special teams coordinator in 2016, replaced D.J. Eliot who left UK for a similar position at Colorado.
- UK defensive line coach, Jimmy Brumbaugh, was hired to be the co-defensive coordinator at Maryland in February. Former North Texas defensive line coach, Derrick LeBlanc, was hired to replace Brumbaugh.

MID-YEAR ENROLLEES

- Kentucky welcomed seven mid-year enrollees to the program in January. One is a junior college transfer and six are true freshmen.

Danny Clark, Quarterback

6-2, 230, Fr.-HS

Columbus, Ohio (Archbishop Hoban)

Jamin Davis, Linebacker

6-4, 212, Fr.-HS

Ludowici, Ga. (Long County)

Cedric Dort Jr., Defensive Back

5-11, 170, Fr.-HS

Palm Beach Gardens, Fla. (Dwyer)

Lonnie Johnson Jr., Defensive Back

6-3, 203, Jr.-JC

Gary, Ind. (Garden City CC/Gary West Side)

Bryant Koback, Running Back

6-0, 193, Fr.-HS

Thornville, Ohio

Holland, Ohio (Springfield)

Clevan Thomas Jr., Wide Receiver

5-11, 205, Fr.-HS

Miami, Fla. (Charles W. Flanagan)

Walker Wood, Quarterback

6-0, 181, Fr.-HS

Lexington, Ky. (Lafayette)

- In 2016, UK added seven mid-year enrollees, including high school graduates Kash Daniel, Gunnar Hoak, Dakota Holtzclaw and Drake Jackson and three junior college transfers in Tate Leavitt, Naquez Pringle and Stephen Johnson.
- Daniel, Pringle and Johnson were the only players who didn't redshirt. Daniel recorded 19 tackles, mostly on special teams, while Pringle started in five of 12 games as nose guard and totaled 39 tackles, including 2.0 TFL. Johnson became UK's primary starter three games into the season after an injury to Drew Barker. He finished completed 145 of 265 passes for 2,037 yards and 13 TDs.

CWS RENAMED TO KROGER FIELD

- In May of 2017, UK, JMI Sports and Kroger announced a comprehensive and unprecedented partnership that expands Kroger's



commitment to UK Athletics and the University of Kentucky, including the renaming of UK's football stadium from Commonwealth Stadium to Kroger Field.

- In order to avoid any confusion and in consultation with the Newton family, the football playing field will be renamed to C.M. Newton Grounds at Kroger Field. The playing field was named C.M. Newton Field in honor of the former UK athletics director in 2000.
- Through this partnership, Kroger also becomes the Official Fuel Partner of the University of Kentucky and the Official Grocery Partner of Move-In at UK while also providing additional engagement opportunities with UK students in discussion now. Per the agreement, Kroger is also the Official Nutrition and Pharmacy Partner of UK Athletics.

ACADEMIC SUCCESS

- Kentucky currently has nine players on its roster who have already earned their undergraduate degrees and will be playing football this fall while pursuing graduate school or a second diploma.

Drew Barker - Graduated in May of 2017 with a degree in integrated strategic communication and is currently working on a master's degree in public financial management at the Martin School of Public Administration

Dylan Greenberg - Earned a finance degree in December of 2016 and is currently working on a master's degree in business administration at UK's Gatton College of Business and Economics

Greg Hart - Graduated in May of 2017 with a degree in marketing and is currently working on a second degree in communications

Nick Haynes - Graduated in May of 2017 with a degree in economics and management and is currently working on a second degree in kinesiology

Jacob Hyde - Graduated in May of 2017 with a degree in social work and is currently working on a master's degree in social work

Tate Leavitt - Graduated in August of 2017 with a degree in community and leadership development and is currently working on a second degree in special education with an emphasis in moderate/severe disabilities

Courtney Love - Graduated in May of 2017 with a degree in community and leadership development and is currently working on a second degree in communications

Austin MacGinnis - Graduated in May of 2017 with a degree in finance and is currently working on a master's degree in business administration at UK's Gatton College of Business and Economics

Matt Panton - Graduated in May of 2017 from Columbia with a degree in psychology and is currently working on a master's degree in business administration at UK's Gatton College of Business and Economics

- Last year, UK had 31 players on the 2016 SEC Fall Academic Honor Roll and eight (**Jordan Bonner, Luke Fortner, Jordan Griffin, Grant McKinniss, Justin Rigg, Kayaune Ross, Jamar Watson and Landon Young**) were named to the SEC First-Year Academic Honor Roll.
- Nine Wildcats (**David Baumer, Garrett Johnson, Stephen Johnson, Will Mahone, Kyle Meadows, Cole Mosier, Charles Moushey, Naquez Pringle and Charles Walker**) are all expected to graduate in December with their undergraduate degrees.
- Another eight players are on track to graduate in May: **Logan Blue, Blake Bone, David Bouvier, Matt Elam, Jacob Hyde (master's in social work), Adrian Middleton, Kendall Randolph and Kayaune Ross.**
- Several key UK players have strong cumulative GPAs over their academic careers, including Miles Butler (4.0), Charles Walker (3.786), Luke Fortner (3.725), Austin MacGinnis (graduated with a 3.672; 3.667 in grad school), and Jacob Hyde (graduated with a 3.085; 4.0 in grad school).



STATUE HONORING SEC TRAILBLAZERS UNVEILED

The statue honoring the four UK players who broke the color barrier in Southeastern Conference football – Nate Northington, Greg Page, Wilbur Hackett and Houston Hogg – was unveiled at an event at the site of the statue on Sept. 2, 2016.

The statue commemorates the playing careers and lives of the first four African-American football players in SEC history. It is located on a pedestal in the plaza between the Joe Craft Football Training Facility and Kroger Field, positioned to remind fans, coaches and players of the incredible contributions made by Northington, Page, Hackett and Hogg to the University of Kentucky, the SEC and college football on a national level.

Cast in bronze, the statue features the four pioneers in uniform standing side by side. It was designed and sculpted by J. Brett Grill over the course of a year and after interviews with the three living trailblazers; Page's brother, Melvin; and teammates of the four. The statue is to scale, with the tallest figure standing approximately seven-and-a-half feet tall. It is 11 feet wide at its base and four feet in depth, weighing around 3,500 pounds.

Last year was the 50th anniversary of Northington and Page's arrival on the UK campus in 1966. Hackett and Hogg would join them a year later. This year marks the 50th anniversary of Northington integrating the SEC. He made his varsity debut on Sept. 23, 1967 against Indiana before breaking the SEC's color barrier a week later when UK hosted Ole Miss on Sept. 30, 1967. Tragically, Page – Northington's close friend – passed away just a day prior on Sept. 29 after suffering a neck injury in a practice accident. Hackett and Hogg would carry on Northington and Page's legacy, with Hackett becoming the SEC's first African-American team captain in any sport in 1969.

KENTUCKY'S YOUNGSTOWN BOYS

As a neighbor of Pittsburgh, a.k.a. Steel City USA, Youngstown, Ohio has a reputation as a blue collar community defined by hard work and relationships forged over generations that are stronger than steel. Kentucky's football program is, in many ways, defined by that bond as it creates a southern alumni club from Youngstown, the hometown of head coach Mark Stoops and several other key members of the program. Below is a list of staffers and players from Youngstown, Ohio:

Mark Stoops - Head Coach (Cardinal Mooney)
 Vince Marrow - Recruiting Coord./Tight Ends (Cardinal Mooney)
 Steve Clinkscale - Defensive Backs (Chaney)
 Frank Buffano - Director of Operations (Cardinal Mooney)
 Lynn Bowden Jr. - Wide Receiver (Warren Harding)
 Jordan Jones - Linebacker (Cardinal Mooney)
 Tymere Dubose - Defensive Tackle (Youngstown Christian)
 Courtney Love - Linebacker (Cardinal Mooney)



DID YOU KNOW?

- This is the 127th season of intercollegiate football for the UK football program.
- Kentucky is in its fifth season under head coach **Mark Stoops**, who has energized the UK fan base with record-setting recruiting classes, facility upgrades and an influx in talent.
- A picture of longevity, UK Equipment Manager **Tom Kalinowski** is in his 40th season in that role. A group of former players, staff members and current UK coaches pitched in this summer to surprise him with a new Ford Escape.
- The Kentucky cheerleaders have won an unprecedented 22 national cheerleading championships, including 18 of the last 22, at the annual Universal Cheerleaders Association championships.
- Kentucky is one of only 10 schools that have won an NCAA men's basketball championship while also having a claim on a national championship in football.
- UK is one of only seven universities in the U.S. that have programs in agriculture, engineering, law, medicine and pharmacy on a single campus.
- The 2017 football roster is comprised of 18 different states and Australia. UK has 34 players from Ohio, 25 from Kentucky, 14 from Florida and nine from Georgia.



ELEVEN FIRST ROUND DRAFT PICKS



COACHED BY MARK STOOPS SINCE 2001



WHO WANTS TO BE NEXT?



PHILLIP
BUCHANAN
2002
17TH OVERALL



ED
REED
2002
24TH OVERALL



MIKE
RUMPH
2002
27TH OVERALL



SEAN
TAYLOR
2004
5TH OVERALL



ANTREL
ROLLE
2005
8TH OVERALL



KELLY
JENNINGS
2006
31ST OVERALL



BRANDON
MERIWEATHER
2007
24TH OVERALL



ANTOINE
CASON
2008
27TH OVERALL



BJOERN
WERNER
2013
24TH OVERALL



XAVIER
RHODES
2013
25TH OVERALL



BUD
DUPREE
2015
22ND OVERALL

THE MARK STOOPS COACHING FILE

Year	School	Position	W-L	Bowl
1990	Iowa	Graduate Assistant	8-4	Rose
1991	Iowa	Graduate Assistant	10-1-1	Holiday
1992-95	Nordonia HS	Defensive Backs		
1996	South Florida	Defensive Backs	0-0	
1997	Wyoming	Defensive Backs	7-6	
1998	Wyoming	Defensive Backs	8-3	
1999	Wyoming	Defensive Backs	7-4	
2000	Houston	Co-Defensive Coord., Safeties	3-8	
2001	Miami (Fla.)	Defensive Backs	12-0	Rose
2002	Miami (Fla.)	Defensive Backs	12-1	Fiesta
2003	Miami (Fla.)	Defensive Backs	11-2	Orange
2004	Arizona	Defensive Coordinator, DBs	3-8	
2005	Arizona	Defensive Coordinator, DBs	3-8	
2006	Arizona	Defensive Coordinator, DBs	6-6	
2007	Arizona	Defensive Coordinator, DBs	5-7	
2008	Arizona	Defensive Coordinator, DBs	8-5	Las Vegas
2009	Arizona	Defensive Coordinator, DBs	8-5	Holiday
2010	Florida State	Defensive Coordinator, DBs	10-4	Chick-fil-A
2011	Florida State	Defensive Coordinator, DBs	9-4	Champs Sports
2012	Florida State	Defensive Coordinator, DBs	12-2	Orange
2013	Kentucky	Head Coach	2-10	
2014	Kentucky	Head Coach	5-7	
2015	Kentucky	Head Coach	5-7	
2016	Kentucky	Head Coach	7-6	TaxSlayer
2017	Kentucky	Head Coach	3-0	

STOOPS' IMPROVEMENTS AS DEFENSIVE COORDINATOR

* indicates the season before Stoops arrived

ARIZONA - NATIONAL RANKINGS

	Total Defense	Scoring Defense	Rush Defense	Pass Defense	Pass Efficiency Def.
2003*	109	107	84	112	112
2004	61	55	30	101	83
2005	86	64	93	72	66
2006	49	35	42	69	62
2007	53	59	47	71	33
2008	24	33	39	23	14
2009	25	53	29	33	37

FLORIDA STATE - NATIONAL RANKINGS

	Total Defense	Scoring Defense	Rush Defense	Pass Defense	Pass Efficiency Def.
2009*	108	94	108	77	110
2010	42	20	29	71	37
2011	4	4	2	20	25
2012	2	7	4	6	4



HEAD COACH MARK STOOPS | FIFTH SEASON

* Named the 37th head coach of the Kentucky football program on Nov. 27, 2012

Accomplished major defensive turnarounds at Arizona and Florida State.

* First task as UK coach was to put together a bright and energetic coaching staff. Stoops hired defensive coordinator D.J. Eliot, who has been with the Wildcats in each of the first three seasons of the Stoops era. Recently, Stoops added veteran co-offensive coordinators Eddie Gran and Darin Hinshaw.

* During Stoops' three seasons at FSU, the Seminoles went 10-4, 9-4 and 12-2, including wins over South Carolina in the 2010 Chick-fil-A Bowl, Notre Dame in the 2011 Champs

Sports Bowl and Northern Illinois in the 2013 Orange Bowl.

* Developed many players to NFL careers, including Alvin "Bud" Dupree, Za'Darius Smith, Antoine Cason, Michael Johnson, Philip Buchanon, Kelly Jennings, Brandon Meriweather, Ed Reed, Antrel Rolle, Mike Rumph, Sean Taylor and Brian Lee.

PERSONAL

Born: July 9, 1967

Hometown: Youngstown, Ohio

Alma Mater: Iowa, 1989

Family: Wife, Chantel; Sons, Will and Zack.

STOOPS VS. ALL OPPONENTS

Opponent	Record
Alabama	0-2
Alabama State	1-0
Auburn	0-1
Austin Peay	1-0
Charlotte	1-0
Eastern Kentucky	2-0
Florida	0-4
Georgia	0-4
Georgia Tech	0-1
Louisiana-Lafayette	1-0
Louisiana-Monroe	1-0
Louisville	1-3
LSU	0-1
Miami (Ohio)	1-0
Mississippi State	1-3
Missouri	2-2
New Mexico State	1-0
Ohio	1-0
South Carolina	4-1
Southern Miss	1-1
Tennessee	0-4
Tennessee-Martin	1-0
Vanderbilt	2-2
Western Kentucky	0-1
Totals:	22-30

STOOPS AND CO. MAKING A HIT IN RECRUITING


In just five seasons at the helm of the Kentucky football program, head coach Mark Stoops and his staff have been making noise on the recruiting trail. Kentucky's five classes under Stoops have ranked in the top 50 by all four major recruiting services. Below is a look at UK's recruiting success under Stoops and Co.

Outlet	2013	2014	2015	2016	2017
Rivals	#29	#17	#35	#29	#26
ESPN	#36	#20	#43	#34	#30
247Sports	#41	#23	#38	#34	#29
Scout.com	#38	#21	#45	#39	#35



Kroger Field

On game day, Kroger Field often becomes the third-largest city in Kentucky.



- Since its opening in 1973, Kentucky has played 284 games within the friendly confines of newly-named Kroger Field. UK has a 153-129-4 record (.542), 17-13 under Mark Stoops.
- UK announced its first sellout since 2010 when 62,933 fans attended the season opener vs. Louisiana Lafayette on Sept. 5, 2015.
- Since the 1999 expansion, UK has averaged 62,382 fans per game and ranked in the nation's top 30 teams in attendance in 14 of the last 16 season. Both the single game and season attendance record has been broken in recent years.
- The playing surface is named C.M. Newton Grounds at Kroger Field in honor of the former UK Director of Athletics.

Kroger Field

Commonwealth Stadium was renamed to Kroger Field in May of 2017. The agreement--which is between Kroger and JMI Sports, UK's multimedia rights partner-- begins at approximately \$1.85 million annually with a term of up to 12 years. With the partnership, Kroger becomes the

Official Fuel Partner of the University of Kentucky and the Official Grocery Partner of Move-In at UK while also providing additional engagement opportunities with UK students. Per the agreement, Kroger is also the Official Nutrition and Pharmacy Partner of UK Athletics.

Kroger Field was transformed into a state-of-the-art facility after a \$126-million reinvention which was completed prior to the 2015 season. The project was handled by HNTB. The outside of the stadium underwent a dramatic external facelift, receiving a modern look, but one that remained uniquely Kentucky. Inside, the capacity of Kroger Field was reduced over the course of the two-year project to approximately 61,000, but the value of all remaining seats were increased, from the top of the upper deck to front-row seats at midfield. Concourses were revamped and widened throughout the stadium with improved concessions, restrooms and security. Players and coaches reaped the benefits of the new Kroger Field as well, as home-team facilities were built, and a multi-purpose recruiting room hosts future Wildcats on their on-campus visits.

Facts and Figures

Seating Capacity: 61,000, including the Commonwealth Suites. New bench-back seating has been installed in the South upper level of Kroger Field.

Playing Field: UK switched from natural grass to synthetic turf for the 2015 season. Other SEC schools with a turf surface are: Arkansas, Mississippi State, Missouri and Vanderbilt.

Video Boards: Video boards by Daktronics measuring at 39 by 79 feet, each, bring a total of 6,162 square feet of video capability. The video boards put UK among the nation's leaders in video square footage. The interior seating bowl also has LED ribbon boards.

Sound System: Sportsound system delivers pounding bass energy, smooth mid- and high-range frequencies, and high-impact entertainment. Components of the sound system include a main speaker cluster behind the end zone, under-balcony speakers and concourse speakers.

Game Day Experiences

The "Cat Walk" on Talbott Todd Way: With the unveiling of the new \$45 million Kentucky Football Training Facility in August of 2016, the headquarters of the program have moved next door to Kroger Field. That means the Cat Walk presented by Chevy will still begin outside Gate 1 two hours and 15 minutes prior to kickoff, but the team will proceed past Gate 1 and between Kroger Field and Nutter Field House which has been dedicated to former Wildcat Talbott Todd (1963-65). Todd, who passed away from ALS in August of 2017, was an avid supporter of the program. From Talbott Todd Way the team will walk to the locker room in the Joe Craft Kentucky Football Training Facility.

Pregame concerts: The Kentucky Football Pregame Concert Series has returned for the 2017 season. Concerts will begin on the stage outside Gate 12 immediately following the Cat Walk presented by Chevy and last until 30 minutes prior to kickoff. The Cat Walk takes place two hours and 15 minutes prior to kickoff.

Coca Cola Fan Zone: Fans of all ages, but especially the younger Wildcats, will enjoy playing at the Fan Zone located in Nutter Field House. It will have inflatable games, free posters, face tattoos and more, available two hours before kickoff.

TOP ATTENDANCES FOR KROGER FIELD

- | | | |
|----|--------|--------------------|
| 1. | 63,407 | Auburn, 2015 |
| 2. | 63,380 | EKU, 2015 |
| 3. | 63,040 | Florida, 2015 |
| 4. | 62,933 | UL Lafayette, 2015 |
| 5. | 62,512 | Louisville, 2015 |



KENTUCKY CAREER RECORDS

CAREER RECEIVING YARDAGE LEADERS

#	Player	Years	Rec	Yards	Avg	TD
1.	Craig Yeast	1995-98	208	2,899	13.9	28
2.	Keenan Burton	2003-07	189	2,376	12.6	25
3.	Derek Abney	2000-03	197	2,339	11.9	18
4.	Dicky Lyons, Jr.	2004, 2006-08	141	1,752	12.4	18
5.	Quentin McCord	1996, 1998-2000	112	1,743	15.6	15
6.	La'Rod King	2009-12	134	1,706	12.7	17
7.	Randall Cobb	2008-10	144	1,661	11.5	13
8.	Garrett Johnson	2014-present	115	1,655	14.4	9
9.	Anthony White	1996-99	194	1,520	7.8	8
10.	Felix Wilson	1977-79	90	1,508	16.8	10
11.	Tom Hutchinson	1960-62	94	1,483	15.7	9
12.	Kevin Coleman	1995-98	107	1,428	13.3	13
13.	Larry Seiple	1964-66	72	1,422	19.8	10
14.	Jacob Tamme	2004-07	133	1,417	10.6	11
15.	Jeff Badet	2013, 2015-16	82	1,385	16.9	7
T16.	Rafael Little	2004-07	131	1,324	10.1	5
T16.	James Whalen	1997-99	120	1,324	11.0	13
18.	Chris Matthews	2009-10	93	1,289	13.9	12
19.	Rick Kestner	1963-65	82	1,280	15.6	10
T20.	Derek Smith	1999-2001	89	1,224	13.8	9
T20.	Ryan Timmons	2013-16	112	1,254	11.2	5
22.	Phil Logan	1987-90	83	1,219	14.7	7
23.	Steve Meilinger	1951-53	75	1,210	16.1	17
24.	Steve Johnson	2006-07	72	1,200	16.6	14
25.	Javess Blue	2013-14	72	1,111	15.4	9
26.	Derek Homer	1997-2000	129	1,052	8.2	2
27.	Dorian Baker	2014-present	88	1,015	11.5	6

CAREER RUSHING LEADERS

#	Player	Years	Att	Yards	Avg.	TD
1.	Sonny Collins	1972-75	777	3,835	4.9	26
2.	Moe Williams	1993-95	618	3,333	5.4	26
3.	Rafael Little	2004-07	580	2,996	5.2	16
4.	Mark Higgs	1984-87	532	2,892	5.4	25
5.	George Adams	1981-84	638	2,648	4.2	25
6.	Derrick Locke	2007-10	518	2,618	5.1	22
7.	Boom Williams	2014-16	366	2,511	6.9	18
8.	Artose Pinner	1999-2002	438	2,105	4.8	17
9.	Marc Logan	1983-86	389	1,769	4.5	11
10.	Derrick Ramsey	1975-77	446	1,764	3.9	25
11.	Anthony White	1996-99	364	1,758	4.8	11
12.	Jojo Kemp	2013-16	338	1,709	5.1	19
13.	Rodger Bird	1963-65	397	1,699	4.2	21
14.	Derek Homer	1997-2000	353	1,689	4.8	11
15.	Ivy Joe Hunter	1985-88	361	1,687	4.7	19
16.	Bill Leskovar	1949-51	324	1,664	5.1	9
17.	Steve Campassi	1972-75	370	1,609	4.3	8
18.	Raymond Sanders	2010-13	340	1,542	4.5	11
19.	Al Baker	1986-90	378	1,534	4.1	15
20.	Mike Fanuzzi	1971-74	344	1,484	4.3	16
21.	Bobby Cravens	1956-58	323	1,448	4.5	6
22.	Tony Dixon	2004, 2006-08	345	1,388	4.0	16
23.	Alfred Rawls	1988-89	286	1,370	4.8	16
24.	Benny Snell, Jr.	2016-present	257	1,363	5.3	16
25.	Randy Brooks	1976-80	358	1,314	3.7	6
26.	Randall Cobb	2008-10	228	1,313	5.8	22
27.	Don Phelps	1946-49	295	1,297	4.4	15
28.	Chris Hill	1975-78	260	1,264	4.9	4
29.	Rod Stewart	1975-78	268	1,250	4.7	9
30.	Doug Kotar	1971-73	293	1,167	3.9	5
31.	Damon Hood	1991-94	281	1,144	4.1	9
32.	Shawn Donigan	1978-82	264	1,120	4.2	4
33.	Roger Gann	1967-69	281	1,047	3.7	4
34.	Dicky Lyons	1966-68	328	1,042	3.2	18
35.	Tom Fillion	1951-53	208	1,017	4.9	8
36.	Terry Samuels	1990-93	247	1,012	4.1	5

CAREER SCORING LEADERS

#	Player	Years	TD/FG	PAT	Pts
1.	Lones Seiber	2006-09	0/49	158	305
2.	Austin MacGinnis	2014-present	0/56	115	283
3.	Joey Worley	1984-87	0/57	75	246
4.	Seth Hanson	1997-98, 2000-01	0/35	127	232
5.	Taylor Begley	2002-05	0/36	118	226
	Randall Cobb	2008-10	37/0	2	226
7.	Craig Yeast	1995-98	32/0	0	192
8.	Craig McIntosh	2009-12	0/31	81	174
9.	Doug Pelfrey	1990-92	0/34	6	167
10.	George Adams	1981-84	27/0	2	166

Most Field Goals Made, Career

1. 57 Joey Worley (85 att.), 1984-87
2. **26 Austin MacGinnis (70 att.), 2014-present**
3. 49 Lones Seiber (79 att.), 2006-09
4. 36 Taylor Begley (53 att.), 2002-05
5. 35 Seth Hanson (48 att.), 1997-98, 2000-01
6. 34 Doug Pelfrey (52 att.), 1990-92

Most Field Goals Attempted, Career

1. 85 Joey Worley (57 made), 1984-87
2. 79 Lones Seiber (49 made), 2006-09
3. **70 Austin MacGinnis (56 made), 2014-present**
4. 55 John Pierce (24 made), 1974-76
5. 53 Taylor Begley (36 made), 2002-05

Best Field Goal Percentage, Career (min. 10 made)

1. .857 Joe Mansour (12/14), 2010-13
2. .824 Marc Samuel (14/17), 1997, 99
3. **.800 Austin MacGinnis (56/70), 2014-present**
4. .729 Seth Hanson (35/48), 1997-98, 2000-01
5. .707 Ken Willis (29/41), 1987-89



KENTUCKY IN OVERTIME GAMES

- Kentucky is 3-6 in overtime all-time, including a 3-4 mark at home and 0-2 record away.

Date	Opponent	Home/Away	Number of Overtimes	Final Score
Oct. 4, 1997	Alabama	Home	1	W, 40-34
Sept. 2, 2000	Louisville	Away	1	L, 40-34
Nov. 1, 2003	Arkansas	Home	7 (NCAA record)	L, 71-63
Oct. 13, 2007	LSU	Home	3	W, 43-37
Nov. 24, 2007	Tennessee	Home	4	L, 52-50
Nov. 28, 2009	Tennessee	Home	1	L, 30-24
Sept. 15, 2012	Western Kentucky	Home	1	L, 32-31
Sept. 13, 2014	Florida	Away	3	L, 36-30
Oct. 3, 2015	Eastern Kentucky	Home	1	W, 34-27

KENTUCKY'S ALL-TIME COMEBACK WINS

1. -18 Oct. 16, 2010: Trailing South Carolina 28-10 in the third quarter, went on to win 31-28 (at Kentucky)
2. -17 Sept. 19, 1998: Trailing Indiana 20-3 in the second quarter, went on to win 31-27 (at Kentucky)
- 17 Oct. 25, 2003: Trailing Mississippi State 17-0 in the second quarter, went on to win 42-17 (at Kentucky)
4. -14 Nov. 2, 1991: Trailing Cincinnati 14-0 in the second quarter, went on to win 20-17 (at Kentucky)
- 14 Nov. 21, 2009: Trailing Georgia 27-13 in the third quarter, went on to win 34-27 (at Georgia)
- 14 **Oct. 4, 2014: Trailing South Carolina 38-24 in the fourth quarter, went on to win 45-38 (at Kentucky)**
- 14 **Oct. 3, 2015: Trailing Eastern Ky. 27-13 in the fourth quarter, went on to win 34-27 in overtime (at Kentucky)**
8. -13 Oct. 17, 1914: Trailing Mississippi A&M (now Mississippi State) 13-0 in the second quarter, went on to win 19-13 (at Kentucky)
- 13 Dec. 29, 1984: Trailing Wisconsin 13-0 in the first quarter of the Hall of Fame Bowl, went on to win 20-19
- 13 Sept. 16, 2000: Trailing Indiana 20-7 in the second quarter, went on to win 41-34 (at Kentucky)
- 13 Nov. 13, 2004: Trailing Vanderbilt 13-0 in the fourth quarter, went on to win 14-13 (at Kentucky)
- 13 Sept. 22, 2007: Trailing Arkansas 20-7 in the second quarter, went on to win 42-29 (at Arkansas)
- 13 Oct. 13, 2007: Trailing LSU 27-14 in the third quarter, went on to win 43-37 in three overtimes (at Kentucky)
- 13 Oct. 18, 2008: Trailing Arkansas 20-7 in the fourth quarter, went on to win 21-20 (at Kentucky)
- 13 Jan. 2, 2009: Trailing East Carolina 16-3 in the third quarter of the Liberty Bowl, went on to win 25-19
- 13 **Nov. 19, 2016: Trailing Austin Peay 13-0 in the second quarter, went on to win 49-13 (at Kentucky)**
16. -11 Nov. 16, 1974: Trailing Florida 17-6 in the second quarter, went on to win 41-24 (at Kentucky)
- 11 Nov. 9, 1996: Trailing Mississippi State 14-3 in the second quarter, went on to win 24-21 (at Kentucky)
- 11 Nov. 7, 1998: Trailing Mississippi State 29-18 in the third quarter, went on to win 37-35 (at Kentucky)
- 11 Nov. 4, 2006: Trailing Georgia 14-3 in the second quarter, went on to win 24-20 (at Kentucky)
- 11 **Oct. 11, 2014: Trailing Louisiana-Monroe 14-3 in the second quarter, went on to win 48-14 (at Kentucky)**
- 11 **Oct. 22, 2016: Trailing Mississippi State 14-3 in the second quarter, went on to win 40-38 (at Kentucky)**
22. -10 Nov. 1, 1913: Trailing Earlham 10-0 in the second quarter, went on to win 28-10 (at Kentucky)
- 10 Oct. 23, 1965: Trailing Georgia 10-0 in the second quarter, went on to win 28-10 (at Kentucky)
- 10 Nov. 5, 1966: Trailing Vanderbilt 10-0 in the fourth quarter, went on to win 14-10 (at Kentucky)
- 10 Oct. 1, 1977: Trailing Penn State 10-0 in the first quarter, went on to win 24-20 (at Penn State)
- 10 Oct. 14, 1978: Trailing Ole Miss 10-0 in the third quarter, went on to win 24-17 (at Ole Miss)
- 10 Nov. 7, 1981: Trailing Vanderbilt 10-0 in the second quarter, went on to win 17-10 (at Vanderbilt)
- 10 Oct. 12, 1985: Trailing Mississippi State 10-0 in the second quarter, went on to win 33-19 (at Kentucky)
- 10 Oct. 27, 1990: Trailing Georgia 10-0 in the second quarter, went on to win 26-24 (at Kentucky)
- 10 Sept. 23, 1993: Trailing South Carolina 17-7 in the fourth quarter, went on to win 21-17 (at South Carolina)
- 10 Sept. 16, 1995: Trailing Indiana 10-0 in the second quarter, went on to win 17-10 (at Indiana)
- 10 Sept. 10, 2011: Trailing Central Michigan 13-3 in the second quarter, went on to win 27-13 (at Kentucky)
- 10 **Nov. 26, 2016: Trailing Louisville 24-14 in the second quarter, went on to win 41-38 (at Louisville)**
- 10 **Sept. 9, 2017: Trailing Eastern Kentucky 13-3 in the second quarter, went on to win 27-16 (at Kentucky)**

Note - Games in bold under Coach Mark Stoops



WHEN WAS THE LAST TIME ...

KENTUCKY

Scored 40 points: 41 at Louisville, Nov. 26, 2016
 Scored 50 points: 62 vs. New Mexico State, Sept. 17, 2016
 Scored 60 points: 62 vs. New Mexico State, Sept. 17, 2016
 Scored 70 points: 77 vs. Texas El-Paso, Sept. 7, 2002
 Scored 80 points: 83 vs. North Dakota, Nov. 18, 1950
 Shut Out an Opponent: vs. Miami (42-0), Sept. 5, 2009
 Shut Out an Opponent in the 2nd half: vs. Austin Peay, Nov. 19, 2016
Scored on first series: FG vs. Eastern Kentucky, Sept. 9, 2017
 Scored on first play from scrimmage of game: at Louisville, Nov. 26, 2016
 Scored a TD on first series: at Louisville, Nov. 26, 2016
 Had 25 First Downs: 29 vs. Tennessee, Nov. 13, 2016
 Had 30 First Downs: 30 vs. Mississippi State, Oct. 25, 2015
 Had 250 yards rushing: 281 vs. Austin Peay, Nov. 19, 2016
 Had 300 yards rushing: 443 vs. Tennessee, Nov. 13, 2016
 Had 400 yards rushing: 443 vs. Tennessee, Nov. 13, 2016
 Had below 50 yards rushing: 48 vs. Florida, Sept. 28, 2013
 Had 300 yards passing: 352 at Louisville, Nov. 26, 2016
 Had 400 yards passing: 401 vs. Mississippi State, Oct. 25, 2014
 Had below 50 yards passing: 49 vs. Vanderbilt, Oct. 8, 2016
 Had 300 yards rushing and passing: (381/311) vs. New Mexico State, Sept. 17, 2016
 Had 500 yards total offense: 581 at Louisville, Nov. 26, 2016
 Had 600 yards total offense: 635 vs. Tennessee, Nov. 13, 2016
 Had below 200 yards total offense: 161 at Alabama, Oct. 1, 2016
Held opp. below 100 yards rushing: 54 at South Carolina, Sept. 16, 2017
 Held opp. below 50 yards rushing: -2 vs. Samford, Nov. 17, 2012
 Held opp. below 100 yards passing: 27 vs. Austin Peay, Nov. 19, 2016
 Held opp. below 50 yards passing: 27 vs. Austin Peay, Nov. 19, 2016
 Held opponent below 200 yards total offense: 139 vs. Vanderbilt, Sept. 27, 2014
 Held opp. below 100 yards total offense: 91 vs. Vanderbilt, Nov. 16, 1996
 Recorded a safety: at Mississippi State, Nov. 24, 2013
 Recorded zero penalties: vs. Auburn, Oct. 17, 2009
Had a player with 30 rush attempts: 32 by Benny Snell at South Carolina, Sept. 16, 2017
Had a player rush for 100 yards: 103, Benny Snell vs. ECU, Sept. 9, 2017
 Had 2 players rush for 100 yards: Benny Snell (192) and Boom Williams (182) vs. Missouri, Oct. 29, 2016
 Had 2 players rush for 175 yards or more: Benny Snell (192) and Boom Williams (182) vs. Missouri, Oct. 29, 2016
Had a player rush for 100 yards in consecutive games: Benny Snell, 2 (9/9-9/16/17)
 Had a player rush for 100 yards in four consecutive games: Derrick Locke, 2010
 Had a true freshman rush for 100 yards: 152 by Benny Snell vs. Austin Peay, Nov. 19, 2016
 Had a player rush for 200 yards: 224 by Artose Pinner vs. Vanderbilt, Nov. 16, 2002
 Had 4 players with 50+ yards rushing in the same game: 5 vs. Tennessee, Nov. 12, 2016
 Had a player with 3 rushing touchdowns: 4 by Benny Snell vs. New Mexico State, Sept. 17, 2016
 Had a player with 4 rushing touchdowns: 4 by Benny Snell vs. NM State, Sept. 17, 2016
 Had a player with 50 pass attempts: 60 by Maxwell Smith, vs. WKU, Sept. 15, 2012
 Had a player with 60 pass attempts: 60 by Maxwell Smith, vs. WKU, Sept. 15, 2012
 Had a player with 30 pass completions: 37 by Maxwell Smith, vs. WKU, Sept. 15, 2012
 Had a player with 300 passing yards: 338 by Stephen Johnson at Louisville, Nov. 26, 2016
 Had 2 players pass for 100 yards: Maxwell Smith (109), Jalen Whitlow (105) vs. Louisville, Sept. 14, 2013
 Had a player with 3 or more touchdowns passes: 3 by Stephen Johnson at Louisville, Nov. 26, 2016
 Had a player with 2 passing touchdowns and 2 rushing touchdowns: Patrick Towles, vs. Mississippi State, Oct. 25, 2014
 Had a player with 10 pass receptions: 10 by Ryan Timmons vs. Ohio, Sept. 6, 2014
 Had a player with 100 yards receiving: 164 by Garrett Johnson, at Louisville, Nov. 26, 2016
 Had a player with consecutive 100-yard receiving games: Jeff Badet, 2 (10/22-10/29/16)
 Had 2 players with 100 yards receiving: 116 by Matt Roark and 102 by La'Rod King, vs. Ole Miss, Nov. 5, 2011
 Had a player with 3 touchdown receptions: 3 by C.J. Conrad vs. New Mexico State, Sept. 17, 2016
 Had a player with 100 rushing and 100 receiving yards in the same game: Rafael Little (132 rushing, 114 receiving) vs. Vanderbilt, Nov. 11, 2006
 Had a 100-yard rusher and a 100-yard receiver in the same game: Benny Snell (192 rush), Boom Williams (182 rush), Jeff Badet (104 receiving), vs. Missouri, Oct. 29, 2016
 Had a player score a TD by rushing and receiving in the same game: Boom Williams vs.

Missouri, Oct. 29, 2016
 Had a player throw a TD pass and score a rushing and receiving TD in the same game: Randall Cobb vs. Auburn, Oct. 9, 2010
 Had a player throw at least two TD passes and score a rushing TD in consecutive games: Patrick Towles in 2015
 Had a player throw a TD pass, score a receiving TD and score on a punt return for a TD in the same game: Randall Cobb vs. WKU, Sept. 11, 2010
 Had a player return a kickoff for a TD: Derrick Locke (100 yards) vs. Louisville, Sept. 19, 2009
 Had a player return a punt for a TD: Charles Walker (65 yards) vs. New Mexico State, Sept. 17, 2016
 Had a player return an interception for a TD: Marcus McWilson, 45 yards, vs. Mississippi State, Oct. 22, 2016
Had a player recover/return a fumble for a TD: Denzil Ware, at Southern Miss (20 yards), Sept. 2, 2017
 Had two defensive TDs in the same game: Mike Douglas (fumble) and Fred Tiller (interception) vs. Louisville, Nov. 29, 2014
 Had a player block a punt: Josh Forrest vs. Alabama State, Nov. 2, 2013
 Had a player block a field goal: Farrington Huguenin vs. ECU, Oct. 3, 2015
Had a player block a PAT: Lonnie Johnson Jr. vs. E. Kentucky, Sept. 9, 2017
 Had a player return a blocked FG for a TD: David Jones (57 yards) vs. Vanderbilt, Nov. 15, 2008
 Had a player return a blocked punt for a TD: Andrew Hopewell (6 yards), vs. Arkansas, Nov. 1, 2006
 Had a player score a TD on a fake field goal: Joe Mansour (25 yards), vs. Florida, Sept. 28, 2013
 Had a field goal of 50 yards or more: Austin MacGinnis (51 yards) vs. Mississippi State, Oct. 22, 2016
 Played an overtime game: vs. ECU, Oct. 3, 2015 - (W, 34-27)
 Won an overtime game: vs. ECU, Oct. 3, 2015 - (W, 34-27)
 Won a game on the last play of regulation as time expired: vs. Mississippi State, Oct. 22, 2016 (51-yard FG)

OPPONENT

Scored 40 points: 49 by Tennessee, Nov. 12, 2016
 Scored 50 points: 52 by Tennessee, Oct. 31, 2015
 Scored 10 or less points: 10 by South Carolina, Sept. 24, 2016
 Shut Out Kentucky: 0-40 by Vanderbilt, Nov. 3, 2012
 Shut Out Kentucky in 2nd half: by Southern Miss, Sept. 3, 2016
 Rushed for 300 yards: 376 by Tennessee, Nov. 12, 2016
Passed for 300 yards: 304 by South Carolina, Sept. 9, 2017
 Had 500 yards of total offense: 561 by Louisville, Nov. 26, 2016
 Recorded a safety: Louisville, Aug. 31, 2008
 Blocked a Kentucky punt: Southern Miss, Sept. 3, 2016
 Blocked a Kentucky field goal: Florida, Sept. 25, 2010
 Blocked a Kentucky PAT: at Vanderbilt, Nov. 16, 2013
 Had a player with 30 rush attempts: 31, Dedrick Mills (Georgia Tech), Dec. 31, 2016
 Had a player with 100 yards rushing: 169, Dedrick Mills (Georgia Tech), Dec. 31, 2016
 Had a player with 200 yards rushing: 252 by Anthony Dixon (MSU), Oct. 31, 2009
 Had two players with 100 yards rushing: 147, Josh Dobbs, 128 Alvin Kamara (Tennessee), Nov. 12, 2016
 Had a player with 40 pass attempts: 43, Jeff Driskel (Florida), Sept. 13, 2014
 Had a player with 25 pass completions: 25 by Dak Prescott (MSU), Oct. 24, 2015
Had a player with 300 yards passing: 304 by Jake Bentley (South Carolina), Sept. 16, 2017
 Had two players with 100 yards passing: 183 by Aaron Murray and 189 by Hutson Mason (Georgia), Nov. 23, 2013
Had a player with 10 pass receptions: 10, Ryan Markush (EKU), Sept. 9, 2017
Had a player with 100 yards receiving: 122, Deebo Samuel (South Carolina), Sept. 16, 2017
 Had a player with 200 yards receiving: 216 by Demarcus Robinson (Florida), Sept. 13, 2014
Had two players with 100 yards receiving: 111, Korey Robertson and 103, Quez Watkins (Southern Miss), Sept. 2, 2017
 Had a player return a kickoff for a TD: Evan Berry (UT), 100 yards, Oct. 31, 2015
 Had a player return a punt for a TD: Cameron Sutton (UT), 84 yards, Oct. 31, 2015
 Had a player return a blocked FG for a TD: Neiko Thorpe (69 yards) vs. Auburn, Oct. 17, 2009
 Had a player return a blocked punt for a TD: Chris Rainey (23 yards) vs. Florida, Sept. 26, 2009
 Had a player return an interception for a TD: Gunnar Scholato (Austin Peay), 25 yards, Nov. 21, 2016
 Had a player return a fumble for a TD: P.J. Davis (Georgia Tech), 38 yards, Dec. 31, 2016



NUMERICAL ROSTER

1	Lynn Bowden Jr., WR, Youngstown, Ohio
2	Dorian Baker, WR, Cleveland Heights, Ohio
3	Jordan Griffin, CB, Riverdale, Ga.
4	Joshua Paschal, OLB, Olney, Md.
5	Kendall Randolph, CB, Tallahassee, Fla.
6*	Lonnie Johnson Jr., CB, Gary, Ind.
6*	Blake Bone, WR, Woodruff, S.C.
7*	Mike Edwards, S, Cincinnati, Ohio
7*	Drew Barker, QB, Burlington, Ky.
8	Derrick Baity Jr., CB, Tampa, Fla.
9*	Garrett "Juice" Johnson, WR, Winter Garden, Fla.
9*	Davonte Robinson, CB, Lexington, Ky.
10	Asim "A.J." Rose, RB, Cleveland, Ohio
11	Tavin Richardson, WR, Greer, S.C.
12	Gunnar Hoak, QB, Dublin, Ohio
13*	Danny Clark, QB, Columbus, Ohio
13*	Zy'Aire Hughes, CB, Paducah, Ky.
14	Luke Wright, QB, Atlanta, Ga.
15*	Stephen Johnson, QB, Rancho Cucamonga, Calif.
15*	Jordan Wright, OLB, Fort Lauderdale, Fla.
16	Marcus Walker, S, Lake Wales, Fla.
17*	Tobias Gilliam, S, Dayton, Ohio
17*	Walker Wood, QB, Lexington, Ky.
18	Clevan Thomas Jr., WR, Miami, Fla.
19	Kayaune Ross, WR, West Chester, Ohio
20*	Kengera Daniel, DE, Raleigh, N.C.
20*	Ryan Kendall, WR, Charlotte, N.C.
21	Chris Westry, CB, Orange Park, Fla.
22*	Aamir Holmes, DB, Chicago, Ill.
22*	Sihiem King, RB, Colquitt, Ga.
23*	Brayden Berezowitz, WR, Lexington, Ky.
23*	Tyrell Ajian, DB, Mansfield, Ohio
24*	Bryant Koback, RB, Holland, Ohio
24*	Jack Jackson, DB, Lexington, Ky.
25*	Harold Turks, RB, Nashville, Tenn.
25*	Darius West, S, Lima, Ohio
26*	Michael Nesbitt, DB, Fort Lauderdale, Fla.
26*	Benny Snell Jr., RB, Westerville, Ohio
27*	Bryan Berezowitz, WR, Lexington, Ky.
27*	Cedrick Dort Jr., DB, Palm Beach Gardens, Fla.
28	Zach Johnson, RB, Cincinnati, Ohio
29	Yusuf Corker, DB, McDonough, Ga.
30*	Spencer Blackburn, DB, Louisville, Ky.
30*	Donald Smith, RB, Harrodsburg, Ky.
31*	David Bouvier, WR, Lexington, Ky.
31*	Jamar "Boogie" Watson, LB, Forestville, Md.
32*	Eli Brown, LB, Bowling Green, Ky.
32*	William Mahone, RB, Cincinnati, Ohio
33	John Daido, TE, Vienna, Va.
34	Jordan Jones, LB, Youngstown, Ohio
35	Denzil Ware, DE/LB, Opp, Ala.
36*	Patrick Henschen, TE, Newport, Ky.
36*	Jacob Hyde, NG, Manchester, Ky.
37	Spencer Foy, LB, Louisville, Ky.
38	William Nalty, LB, Metairie, La.
39	Elijah Barnett, LB, Lexington, Ky.
40	Jackson High, LB, Union, Ky.
41	Josh Allen, LB, Montclair, N.J.

ALPHABETICAL ROSTER

96*	Abule Abadi-Fitzgerald	DL	6-6	260	Fr-HS	Lakeland, Fla. (Victory Christian Academy)
23*	Tyrell Ajian	DB	6-0	190	Fr-HS	Mansfield, Ohio (Madison Comprehensive)
82	Josh Ali	WR	6-0	180	Fr-HS	Hollywood, Fla. (Chaminade-Madonna)
41	Josh Allen	LB	6-5	230	Jr-2L	Montclair, N.J. (Montclair)
64	George Asafo-Adjei	OT	6-5	315	Jr-2L	West Chester, Ohio (Lakota West)
8	Derrick Baity Jr.	CB	6-3	186	Jr-2L	Tampa, Fla. (H.B. Plant)
2	Dorian Baker	WR	6-3	211	Sr-3L	Cleveland Heights, Ohio (Cleveland Heights)
45	Jaylin Bannerman	TE	6-5	238	Fr-RS	Pickerington, Ohio (Pickerington Central)
7*	Drew Barker	QB	6-3	222	Jr-2L	Burlington, Ky. (Conner)
39	Elijah Barnett	LB	6-3	235	So-Sq	Lexington, Ky. (Henry Clay)
55	David Baumer	OT	6-5	311	Jr-Sq	Cincinnati, Ohio (LaSalle)
23*	Brayden Berezowitz	WR	5-9	170	Fr-RS	Lexington, Ky. (Henry Clay)
27*	Bryan Berezowitz	WR	5-9	175	Fr-RS	Lexington, Ky. (Henry Clay)
53	Blake Best	LS	6-1	246	So-1L	Duluth, Ga. (Peachtree Ridge)
30*	Spencer Blackburn	DB	6-2	180	Fr-HS	Louisville, Ky. (Trinity)
43	Logan Blue	LB/LS	6-4	240	Jr-Sq	Owensboro, Ky. (Owensboro)
95*	Quinton Bohanna	DL	6-4	320	Fr-HS	Cordova, Tenn. (Cordova)
6*	Blake Bone	WR	6-5	213	Sr-3L	Woodruff, S.C. (Woodruff)
47	Jordan Bonner	LB	6-5	222	Jr-1L	Lyndhurst, Ohio (Brush/Northeastern Oklahoma A&M)
31*	David Bouvier	WR	5-9	171	Jr-Sq	Lexington, Ky. (Lexington Catholic)
1	Lynn Bowden Jr.	WR	6-1	190	Fr-HS	Youngstown, Ohio (Warren Harding)
32*	Eli Brown	LB	6-2	215	So-1L	Bowling Green, Ky. (Warren East)
95*	Miles Butler	K	5-9	171	Jr-1L	Paducah, Ky. (Tilghman)
90	T.J. Carter	DE	6-4	280	So-1L	Mableton, Ga. (Whitefield Academy)
13*	Danny Clark	QB	6-2	230	Fr-HS	Columbus, Ohio (Archbishop Hoban)
87	C.J. Conrad	TE	6-5	245	Jr-2L	LaGrange, Ohio (Keystone)
29	Yusuf Corker	DB	6-0	190	Fr-HS	McDonough, Ga. (Woodland)
93*	Ja'Quize Cross	DL	6-3	302	Fr-RS	New Market, Ala. (Buckhorn)
33	John Daido	TE	6-4	200	Fr-HS	Vienna, Va. (Oakton)
56	Kash Daniel	LB	6-1	248	So-1L	Paintsville, Ky. (Paintsville)
20*	Kengera Daniel	DE	6-5	260	Jr-2L	Raleigh, N.C. (Millbrook)
44	Jamin Davis	LB	6-4	212	Fr-HS	Ludowici, Ga. (Long County)
76	Sebastien Dolcine	OT	6-4	300	Fr-HS	Hollywood, Fla. (Miramar)
27*	Cedrick Dort Jr.	DB	5-11	170	Fr-HS	Palm Beach Gardens, Fla. (Dwyer)
61	Austin Dotson	OT	6-6	310	Fr-HS	Belfry, Ky. (Belfry)
98	Tymere Dubose	DT	6-5	320	Jr-2L	Youngstown, Ohio (Youngstown Christian)
7*	Mike Edwards	S	6-0	200	Jr-2L	Cincinnati, Ohio (Winton Woods)
69	Matt Elam	NG	6-7	360	Sr-3L	Elizabethtown, Ky. (John Hardin)
81	Isaiah Epps	WR	6-2	185	Fr-HS	Jenks, Okla. (Jenks)
79	Luke Fortner	OT	6-6	305	Fr-RS	Sylvania, Ohio (Sylvania Northview)
37	Spencer Foy	LB	6-4	236	Jr-Sq	Louisville, Ky. (St. Xavier/Louisville)
17*	Tobias Gilliam	S	5-11	191	Fr-RS	Dayton, Ohio (Wayne)
94*	Colin Goodfellow	P	6-2	190	Fr-HS	Cleveland, Ohio (St. Ignatius)
62	Dylan Greenberg	RG	6-2	302	Sr-Sq	Tucson, Ariz. (Salpointe Catholic/Youngstown St.)
3	Jordan Griffin	CB	6-0	186	So-1L	Riverdale, Ga. (Jonesboro)
85	Greg Hart	TE	6-5	245	Sr-1L	Dayton, Ohio (Archbishop Alter/Nebraska)
68	Nick Haynes	OG	6-3	300	Sr-3L	Niceville, Fla. (Niceville)
36*	Patrick Henschen	TE	6-6	205	Fr-HS	Newport, Ky. (Newport Central Catholic)
40	Jackson High	LB	5-11	225	Fr-HS	Union, Ky. (Ryle)
12	Gunnar Hoak	QB	6-4	206	Fr-RS	Dublin, Ohio (Dublin Coffman)
22*	Aamir Holmes	DB	6-2	175	Fr-HS	Chicago, Ill. (Leo Catholic)
92	Phil Hoskins	DL	6-5	280	So-JC	Toledo, Ohio (Whitmer/Highland CC)
13*	Zy'Aire Hughes	CB	6-1	193	Fr-RS	Paducah, Ky. (McCracken County)
36*	Jacob Hyde	NG	6-2	320	Sr-1L	Manchester, Ky. (Clay County)
52	Drake Jackson	C	6-2	290	Fr-RS	Versailles, Ky. (Woodford County)
24*	Jack Jackson	DB	5-11	167	Fr-RS	Lexington, Ky. (Henry Clay)
9*	Garrett "Juice" Johnson	WR	5-11	175	Sr-3L	Winter Garden, Fla. (West Orange)
6*	Lonnie Johnson Jr.	CB	6-3	203	Jr-JC	Gary, Ind. (Garden City CC/Gary West Side)
15*	Stephen Johnson	QB	6-2	185	Sr-1L	Rancho Cucamonga, Calif. (Los Osos/Grambling/ College of the Desert)
28	Zach Johnson	RB	5-10	188	Fr-RS	Cincinnati, Ohio (Colerain)
34	Jordan Jones	LB	6-2	221	Jr-2L	Youngstown, Ohio (Cardinal Mooney)
20*	Ryan Kendall	WR	5-10	196	Jr-Sq	Charlotte, N.C. (Cuthbertson)
58	Alex King	OLB	6-3	225	Fr-HS	Mason, Ohio (William Mason)
22*	Sihiem King	RB	5-9	172	Jr-2L	Colquitt, Ga. (Colquitt County)
24*	Bryant Koback	RB	6-0	193	Fr-HS	Holland, Ohio (Springfield)
49	Branden Layne	LB	6-2	220	Fr-HS	Lexington, Ky. (Lafayette)
75	Tate Leavitt	OG	6-6	317	Jr-JC	Thornville, Ohio (Sheridan/Hutchinson CC)



42 Tristan Yeomans, LS, Waycross, Ga.
 43 Logan Blue, LB/LS, Owensboro, Ky.
 44 Jamin Davis, LB, Ludowici, Ga.
 45 Jaylin Bannerman, TE, Pickerington, Ohio
 46 Drew Schlegel, LB, Parker, Colo.
 47 Jordan Bonner, LB, Lyndhurst, Ohio
 48 Brett Slusher, DB, Fort Mitchell, Ky.
 49 Branden Layne, LB, Lexington, Ky.
 51 Courtney Love, LB, Youngstown, Ohio
 52 Drake Jackson, C, Versailles, Ky.
 53 Blake Best, LS, Duluth, Ga.
 55 David Baumer, OT, Cincinnati, Ohio
 56 Kash Daniel, LB, Paintsville, Ky.
 58 Alex King, OLB, Mason, Ohio
 59 Kordell Looney, DT, Springfield, Ohio
 61 Austin Dotson, OT, Belfry, Ky.
 62 Dylan Greenberg, RG, Tucson, Ariz.
 64 George Asafo-Adjei, OT, West Chester, Ohio
 65 "Bunchy" Stallings, C, McComb, Miss.
 66 Naasir Watkins, OL, Laurel, Md.
 67 Landon Young, OT, Lexington, Ky.
 68 Nick Haynes, OG, Niceville, Fla.
 69 Matt Elam, NG, Elizabethtown, Ky.
 70 E.J. Price, OT, Lawrenceville, Ga.
 71 Logan Stenberg, OG, Madison, Ala.
 73 Kyle Meadows, OT, West Chester, Ohio
 74 Cole Mosier, OT, Walton, Ky.
 75 Tate Leavitt, OG, Thornville, Ohio
 76 Sebastien Dolcine, OT, Hollywood, Fla.
 77* Naquez Pringle, DT, Georgetown, S.C.
 77* Mason Wolfe, OT, Henderson, Ky.
 79 Luke Fortner, OT, Sylvania, Ohio
 80 Javonte Richardson, WR, Maple Heights, Ohio
 81 Isaiah Epps, WR, Jenks, Okla.
 82 Josh Ali, WR, Hollywood, Fla.
 83 Justin Rigg, TE, Springboro, Ohio
 84 Charles Moushey, WR, Westerville, Ohio
 85 Greg Hart, TE, Dayton, Ohio
 86 Grant McKinniss, P, Findlay, Ohio
 87 C.J. Conrad, TE, LaGrange, Ohio
 88 Charles Walker, WR, Louisville, Ky.
 89 Will Roden, TE, Lexington, Ky.
 90 T.J. Carter, DE, Mableton, Ga.
 91* Calvin Taylor Jr., DE, Augusta, Ga.
 91* Tyler Pack, K, Paintsville, Ky.
 92 Phil Hoskins, DL, Toledo, Ohio
 93* Ja'Quize Cross, DL, 6-3, New Market, Ala.
 93* Matt Panton, K/P, Melbourne, Aus.
 94 Colin Goodfellow, P, Cleveland, Ohio
 95* Quinton Bohanna, DL, Cordova, Tenn.
 95* Miles Butler, K, Paducah, Ky.
 96* Abule Abadi-Fitzgerald, DL, Lakeland, Fla.
 96* Matt Ruffolo, K, Centerville, Ohio
 97 Chris Whittaker, DL, Hollywood, Fla.
 98 Tymere Dubose, DT, Youngstown, Ohio
 99* Austin MacGinnis, K, Wedowee, Ala.
 99* Adrian Middleton, DT, Bowling Green, Ky.

59 Kordell Looney DT 6-3 293 Fr-RS
 51 Courtney Love LB 6-2 242 Sr-1L
 99* Austin MacGinnis K 5-10 185 Sr-3L
 32* William Mahone RB 5-9 200 Sr-Sq
 86 Grant McKinniss P 6-1 210 So-1L
 73 Kyle Meadows OT 6-5 300 Sr-3L
 99* Adrian Middleton DT 6-3 275 Jr-2L
 74 Cole Mosier OT 6-6 335 Sr-3L
 84 Charles Moushey WR 6-0 180 Sr-1L
 38 William Nalty LB 6-0 210 Fr-HS
 26* Michael Nesbitt DB 6-0 185 Fr-HS
 91* Tyler Pack K 6-4 275 Fr-RS
 93* Matt Panton K/P 6-4 230 Sr-TR

 4 Joshua Paschal OLB 6-3 270 Fr-HS
 70 E.J. Price OT 6-6 311 So-TR
 77* Naquez Pringle DT 6-3 320 Sr-1L
 5 Kendall Randolph CB 6-0 183 Sr-3L
 80 Javonte Richardson WR 6-4 230 Fr-HS
 11 Tavin Richardson WR 6-3 214 So-1L
 83 Justin Rigg TE 6-6 246 So-1L
 9* Davonte Robinson CB 6-2 187 Fr-RS
 89 Will Roden TE 6-3 230 Fr-HS
 10 Asim "A.J." Rose RB 6-1 212 Fr-RS
 19 Kayaune Ross WR 6-6 225 Sr-Sq
 96* Matt Ruffolo K 5-11 185 Fr-HS
 46 Drew Schlegel LB 5-11 221 Fr-RS
 48 Brett Slusher DB 6-2 196 Fr-RS
 30* Donald Smith RB 5-6 170 Fr-HS
 26* Benny Snell Jr. RB 5-11 223 So-1L
 65 "Bunchy" Stallings C 6-3 315 Jr-1L
 71 Logan Stenberg OG 6-6 318 So-1L
 91* Calvin Taylor Jr. DE 6-9 305 So-Sq
 11 Clevan Thomas Jr. WR 5-11 205 Fr-HS
 25* Harold Turks RB 5-10 182 Fr-RS
 88 Charles Walker WR 5-11 203 Sr-3L
 16 Marcus Walker S 6-1 212 So-1L
 35 Denzil Ware DE/LB 6-2 245 Jr-2L
 66 Naasir Watkins OL 6-5 300 Fr-HS
 31* Jamar "Boogie" Watson LB 6-3 240 Fr-RS
 25* Darius West S 6-0 210 Jr-2L
 21 Chris Westry CB 6-4 195 Jr-2L
 97* Chris Whittaker DL 6-3 260 Fr-HS
 77* Mason Wolfe OT 6-6 310 So-Sq
 17* Walker Wood QB 6-0 181 Fr-HS
 15* Jordan Wright OLB 6-5 250 Fr-HS
 14 Luke Wright QB 6-4 206 Jr-Sq
 42 Tristan Yeomans LS 6-2 198 Jr-1L

 67 Landon Young OT 6-7 305 So-1L

Springfield, Ohio (Springfield)
 Youngstown, Ohio (Cardinal Mooney/Nebraska)
 Wedowee, Ala. (Prattville)
 Cincinnati, Ohio (Lakota East)
 Findlay, Ohio (Findlay)
 West Chester, Ohio (Lakota West)
 Bowling Green, Ky. (South Warren)
 Walton, Ky. (Walton-Verona)
 Westerville, Ohio (Westerville Central)
 Metairie, La. (Metairie Park Country Day)
 Fort Lauderdale, Fla. (Boyd Anderson)
 Paintsville, Ky. (Johnson Central)
 Melbourne, Aus. (Melbourne Grammar School/
 Columbia)
 Olney, Md. (Our Lady of Good Counsel)
 Lawrenceville, Ga. (Archer/Southern California)
 Georgetown, S.C. (Carvers Bay/Itawamba CC)
 Tallahassee, Fla. (Lincoln)
 Maple Heights, Ohio (Maple Heights)
 Greer, S.C. (Byrnes)
 Springboro, Ohio (Springboro)
 Lexington, Ky. (Henry Clay)
 Lexington, Ky. (Lexington Catholic)
 Cleveland, Ohio (Garfield Heights)
 West Chester, Ohio (Lakota West/Phoenix College)
 Centerville, Ohio (Archbishop Alter)
 Parker, Colo. (Regis Jesuit)
 Fort Mitchell, Ky. (Beechwood)
 Harrodsburg, Ky. (Mercer County)
 Westerville, Ohio (Westerville Central)
 McComb, Miss. (Spain Park)
 Madison, Ala. (James Clemens)
 Augusta, Ga. (Augusta Christian)
 Miami, Fla. (Charles W. Flanagan)
 Nashville, Tenn. (Montgomery Bell Academy)
 Louisville, Ky. (St. Xavier)
 Lake Wales, Fla. (Lake Wales)
 Opp, Ala. (Senior)
 Laurel, Md. (Our Lady of Good Counsel)
 Forestville, Md. (Bishop McNamara)
 Lima, Ohio (Central Catholic)
 Orange Park, Fla. (Oakleaf)
 Hollywood, Fla. (Chaminade-Madonna)
 Henderson, Ky. (Henderson County)
 Lexington, Ky. (Lafayette)
 Fort Lauderdale, Fla. (Dillard)
 Atlanta, Ga. (Holy Innocents' Episcopal/Cincinnati)
 Waycross, Ga. (Ware County/
 New Mexico Military Institute)
 Lexington, Ky. (Lafayette)

PRONOUNCIATION GUIDE

Abule Abadi-Fitzgerald: ah-BOO-lay ah-BODY
 Tyrell Ajan: a-jun
 George Asafo-Adjei: ah-SAH-fo ad-JAY
 Derrick Baity: same as "bately"
 Bryan and Brayden Berezowitz: BREZ-o-wits
 David Bouvier: Boo-VEE-ay (long "a" sound)
 Lynn Bowden: BO-den
 Yusuf Corker: YOU-suf
 Kengera Daniel: ken-JAIR-uh
 Jamin Davis: JAY-min
 Sebastien Dolcine: dole-SEEN
 Tymere Dubose: du-BOSE

Zy'Aire Hughes: ZY-air
 Sihiem King: sah-HEEM
 Cole Mosier: MO-zher
 Charles Moushey: Moo-SHAY
 Javonte Richardson: Jay-VEE-on-tay
 Tavin Richardson: TAY-vin
 Kayaune Ross: KAY-juan
 Jervontius Stallings: jer-VON-tee-us
 Clevan Thomas: clea-VAN
 Denzil Ware: den-ZEL
 Tristan Yeomans: YO-mans



2017 PLAYER BIOGRAPHIES



41

JOSH
ALLEN

LINEBACKER

6-5 • 230 • Junior-2L
Montclair, N.J. (Montclair)

29

DERRICK
BAITY JR.

CORNERBACK

6-3 • 186 • Junior-2L
Tampa, Fla. (H.B. Plant)

7

DREW
BARKER

QUARTERBACK

6-3 • 222 • Junior-2L
Burlington, Ky. (Conner)

2017 - Junior

- Tied for third in the SEC in sacks (3.0)
- On the season, has 15 tackles, 4.0 tackles for loss, 3.0 sacks, a team-high three QB hurries, a PBU and a forced fumble
- Has a sack in three straight games
- Had 8.5 TFL and 7.0 sacks last season
- 14.0 career TFL, 10.5 career sacks

Personal

- Josh's sister, Myisha Hines-Allen, plays basketball at Louisville
- Major is pre-media arts studies with a minor in digital media and design

ALLEN'S CAREER STATISTICS

Year	Pos.	G-GS	Tackles	Sacks-Yds.	TFL-Yds.	Int.	FF	QBH
2015	LB	12-0	4	0.5-2	1.5-4	1	0	1
2016	LB	13-9	62	7.0-45	8.5-49	0	4	3
2017	LB	3-3	15	3.0-25	4.0-27	0	1	3
Totals		28-11	81	10.5-72	14.0-80	1	5	7

ALLEN'S 2017 GAME-BY-GAME

Opponent	Tackles	Sacks	TFL-Y	FF	PBU	QBH
at Southern Miss*	4	1.0-7	2.0-9	1	0	2
vs. ECU*	8	1.0-15	1.0-15	0	1	0
at South Carolina*	3	1.0-3	1.0-3	0	0	1
Totals	15	3.0-25	4.0-27	1	1	3

ALLEN'S SINGLE-GAME HIGHS

Tackles: 9, Southern Miss, Sept 3, 2016 (4-5)
Sacks: 1.5, twice, last Vanderbilt, Oct 8, 2016
Tackles for loss: 2.0, at Southern Miss, Sept 2, 2017 (2.0-9)
Fumbles forced: 1, five times, last at Southern Miss, Sept 2, 2017
Quarterback Hurries: 2, at Southern Miss, Sept 2, 2017 (2.0-9)
Pass breakups: 1, twice, last vs ECU, Sept 9, 2017

2017 - Junior

- Responsible for three defensive takeaways in the second half of Kentucky's 23-13 win at South Carolina, including a pair of tackles on 4th-and-1 and a pass interception
- Name SEC Co-Defensive Player of the Week for his play at USC
- Led the Wildcats with eight tackles at USC
- Had eight tackles and one fumble recovery vs. ECU ... The fumble recovery was Baity's first of his career

Personal

- Has a son, Derrick Baity III or "Champ"
- Major is community and leadership development

BAITY'S CAREER STATISTICS

Year	Pos.	G-GS	Tackles	TFL-Yds.	Int.	FC	FR	PBU
2015	CB	12-4	19	1.0-1	0-0	0	0	2
2016	CB	13-13	42	2.0-5	3-10	0	0	7
2017	CB	3-3	20	0.5-1	1-3	1	0	0
Totals		28-20	81	3.5-7	4-13	1	0	9

BAITY'S 2017 GAME-BY-GAME

Opponent	Tackles	Sacks	TFL-Y	FC	PBU	Int.
at Southern Miss *	4	0-0	0.5-1	0	0	0
vs. ECU*	8	0-0	0-0	1	0	0
at South Carolina*	8	0-0	0-0	0	0	1-3
Totals	20	0-0	0.5-1	1	0	1-3

BAITY'S SINGLE-GAME HIGHS

Tackles: 8, twice, last at South Carolina, Sept 16, 2017 (6-2)
Tackles for loss: 1.0, three times, last vs. Georgia Tech, Dec 31, 2016 (1-3)
Pass breakups: 2, twice, last vs. South Carolina, Sept 24, 2016
Interceptions: 1, four times, last at South Carolina, Sept 16, 2017
Forced Fumble: 1, vs. ECU, Sept. 10, 2017

2017 - Junior

- Saw his first game action vs. ECU
- Missed the final nine games of 2016 with a back injury
- Had surgery in November of 2016

Personal

- Graduated in May of 2017 with a degree in integrated strategic communication and is currently working on a master's degree in public financial management at the Martin School of Public Administration

BARKER'S CAREER STATISTICS

Year	G-GS	Comp.	Att.	Int.	Pct.	Yds.	TD	Long
2015	5-2	35	70	2	50.0	364	1	42
2016	3-3	18	36	5	50.0	334	4	72
2017	1-0	1	2	0	50.0	5	0	0
Totals	9-5	54	108	7	50.0	703	5	72

BARKER'S 2017 GAME-BY-GAME

Opponent	Comp.-Att.-Int.	Yds.	TD	Long	Rush	Yards	TD
vs. ECU	2-1-0	5	0	5	2	-15	0
Totals	2-1-0	5	0	5	2	-15	0

BARKER'S SINGLE-GAME HIGHS

Pass attempts: 29, Charlotte, Nov 21, 2015
Pass completions: 16, Charlotte, Nov 21, 2015
Pass yards: 323, Southern Miss, Sept 3, 2016
Pass TDs: 4, Southern Miss, Sept 3, 2016
Had intercepted: 3, at Florida, Sept 10, 2016
Long pass: 72, Southern Miss, Sept 3, 2016
Total offense plays: 35, Charlotte, Nov 21, 2015 (6 rush, 29 pass)
Total offense yards: 318, Southern Miss, Sept 3, 2016 (-5 rush, 323 pass)
All-purpose yards: 26, at Vanderbilt, Nov 14, 2015
Rushing Touchdowns: 1, Louisville, Nov 28, 2015
Rush attempts: 12, Louisville, Nov 28, 2015
Rush yards: 26, at Vanderbilt, Nov 14, 2015 (4 carries)
Long rush: 17, at Vanderbilt, Nov 14, 2015



95

**QUINTON
BOHANNA**

DEFENSIVE LINEMAN

**6-4 • 320 • Freshman-HS
Cordova, Tenn. (Cordova)**
2017 - Freshman

- One of seven true freshmen to see action in the season opener at Southern Miss
- Recorded two tackles in his first collegiate action at Southern Miss
- Athlon Sports Preseason SEC All-Freshman Third Team

Personal

- Major is undecided
- One thing most people don't know is that he is also a good basketball player

BOHANNA'S 2017 GAME-BY-GAME

Opponent	Tackles	Sacks	TFL-Y	FC	QBH	Int.
at Southern Miss	2	0-0	0-0	0	0	0
vs. ECU	0	0-0	0-0	0	0	0
at South Carolina			DNP			
Totals	2	0-0	0-0	0	0	0

BOHANNA'S SINGLE-GAME HIGHS

Tackles: 2, at Southern Miss, Sept 2, 2017 (0-2)



6

**BLAKE
BONE**

WIDE RECEIVER

**6-5 • 213 • Senior-3L
Woodruff, S.C. (Woodruff)**
2017 - Senior

- Had a career-high 93 yards receiving on three catches vs. ECU ... His 93 yards exceeded his season total of 82 yards last season

BONE'S CAREER STATISTICS

Year	Pos.	G-GS	Rec.	Yds.	Avg.	TD	Long
2014	WR	11-0	14	194	13.9	2	36
2015	WR	11-1	20	210	10.5	1	40
2016	WR	11-0	5	82	16.4	0	37
2017	WR	3-0	4	102	25.5	0	43
Totals		36-1	44	588	13.7	3	43

BONE'S 2017 GAME-BY-GAME

Opponent	Rec.	Yds.	TD	Long
at Southern Miss	0	0	0	0
vs. ECU	3	93	0	43
at South Carolina	1	9	0	9
Totals	4	102	0	43

BONE'S SINGLE-GAME HIGHS

Receptions: 7, Eastern Kentucky, Oct 3, 2015
 Receiving yards: 93, Eastern Kentucky, Sept 9, 2017 (3 receptions)
 Receiving TDs: 1, three times, last vs UL Lafayette, Sep 5, 2015
 Long reception: 43, vs. Eastern Kentucky, Sept 9, 2017
 All-purpose yards: 93, Eastern Kentucky, Sept 9, 2017



47

**JORDAN
BONNER**

LINEBACKER

**6-5 • 222 • Junior-1L
Lyndhurst, Ohio (Brush/
Northeastern Oklahoma A&M)**
2017 - Junior

- Charted two tackles at Southern Miss
- SEC First-year Academic Honor Roll (2016-17)

Personal

- Has a son, Joel Bonner
- Major is community and leadership development
- Participated in a one-week service/educational trip with teammates C.J. Conrad and Denzil Ware to the Dominican Republic in May of 2017 where he interacted with residents of impoverished communities, visited an orphanage, constructed park benches in a sugar cane village, distributed food to the hungry and visited a nursing home and a daycare for special needs children

BONNER'S CAREER STATISTICS

Year	Pos.	G-GS	Tackles	TFL-Yds.	Sacks-Yds.	FR	QBH	PBU
2016	LB	11-0	10	1.0-3	0-0	0	0	0
2017	LB	3-0	4	0-0	0-0	0	0	0
Totals		14-0	14	1.0-3	0-0	0	0	0

BONNER'S 2017 GAME-BY-GAME

Opponent	Tackles	Sacks	TFL-Y	FC	QBH	Int.
at Southern Miss	2	0-0	0-0	0	0	0
vs. ECU	1	0-0	0-0	0	0	0
at South Carolina	1	0-0	0-0	0	0	0
Totals	4	0-0	0-0	0	0	0

BONNER'S SINGLE-GAME HIGHS

Tackles: 4, Austin Peay, Nov 19, 2016 (4-0)
 Tackles for loss: 1.0, Austin Peay, Nov 19, 2016 (1.0-3)



1

**LYNN
BOWDEN JR.**

WIDE RECEIVER

**6-1 • 190 • Freshman-HS
Youngstown, Ohio (Warren Harding)**
2017 - Freshman

- Played quarterback in high school
- Ranked one of the top 100 players in the 2017 class by ESPN and Scout
- Ended his senior season throwing for 1,366 yards, rushing for 2,277 yards and accounting for 57 total TDs

Personal

- Name is pronounced "Bowden (BO-den)"
- Has a son, Lynn Bowden III

BOWDEN'S 2017 GAME-BY-GAME

Opponent	Att.	Yds.	TD	Rec.	Yds.	TD	KR	Yds	TD
at Southern Miss	0	0	0	0	0	0	0	0	0
vs. ECU	0	0	0	0	0	0	2	51	0
at South Carolina	3	10	0	0	0	0	1	16	0
Totals	3	10	0	0	0	0	3	67	0

BOWDEN'S SINGLE-GAME HIGHS

Rush attempts: 3, at South Carolina, Sept 16, 2017
 Rush yards: 10, at South Carolina, Sept 16, 2017 (3 carries)
 Rush TDs: n/a
 Long rush: 6, at South Carolina, Sept 16, 2017
 Receptions: n/a
 Receiving yards: n/a
 Long reception: n/a
 All-purpose yards: 51, vs ECU, Sept 9, 2017
 Kick returns: 2, at South Carolina, Sept 16, 2017
 Kick return yards: 16, at South Carolina, Sept 16, 2017
 Long kick return: 16, at South Carolina, Sept 16, 2017



32

**ELI
BROWN**

LINEBACKER

**6-2 • 215 • Sophomore-1L
Bowling Green, Ky. (Warren East)**
2017 - Sophomore

- Had six tackles, including 1.0 TFL in the win at South Carolina
- Started the last two games

Personal

- Major is family science



BROWN'S CAREER STATISTICS

Year	Pos.	G-GS	Tackles	TFL-Yds.	Sacks-Yds.	FR	QBH	PBU
2016	LB	12-0	24	0.5-1	0-0	1	0	0
2017	LB	3-2	8	1.0-1	0-0	0	0	1
Totals		15-2	32	1.5-2	0-0	1	0	1

BROWN'S 2017 GAME-BY-GAME

Opponent	Tackles	Sacks	TFL-Y	FR	QBH	Int.	PBU
at Southern Miss	1	0-0	0-0	0	0	0	1
vs. ECU*	1	0-0	0-0	0	0	0	0
at South Carolina*	6	0-0	1.0-1	0	0	0	0
Totals	8	0-0	1.0-1	0	0	0	1

BROWN'S SINGLE-GAME HIGHS

Tackles: 7, at Alabama, Oct 1, 2016 (6-1)
Tackles for loss: 1.0, at South Carolina, Sept 16, 2017 (1.0-1)
Fumbles recovered: 1, vs. Vanderbilt, Oct 8, 2016
Pass breakups: 1, at Southern Miss, Sept 2, 2017



90

T.J.
CARTER

DEFENSIVE END

6-4 • 280 • Sophomore-1L
 Mableton, Ga.
 (Whitefield Academy)

2017 - Sophomore

- Had a pass breakup at South Carolina
- Recorded two tackles in the season opener at Southern Miss and vs. ECU

Personal

- Major is pre-information communications

CARTER'S CAREER STATISTICS

Year	Pos.	G-GS	Tackles	TFL-Yds.	Sacks-Yds.	FC	QBH	PBU
2016	DE	11-0	11	0.5-0	0-0	0	0	1
2017	DE	3-0	4	0-0	0-0	0	0	1
Totals		14-0	15	0.5-0	0-0	0	0	2

CARTER'S 2017 GAME-BY-GAME

Opponent	Tackles	Sacks	TFL-Y	FC	QBH	PBU
at Southern Miss	2	0-0	0-0	0	0	0
vs. ECU	2	0-0	0-0	0	0	0
at South Carolina	0	0-0	0-0	0	0	1
Totals	4	0-0	0.0-0	0	0	1

CARTER'S SINGLE-GAME HIGHS

Tackles: 3, Austin Peay, Oct 19, 2016 (1-2)
Tackles for loss: 0.5, Austin Peay, Oct 19, 2016 (1-2)
Pass breakups: 1, twice, last at South Carolina, Sept 16, 2017



87

C.J.
CONRAD

TIGHT END

6-5 • 245 • Junior-2L
 LaGrange, Ohio (Keystone)

- John Mackey Award Preseason Watch List

2017 - Junior

- Has caught a touchdown pass in two of three games this season and has caught a touchdown pass in three of his last six games
- Has seven career touchdown catches
- Leads the Wildcats in receiving yards with 161 yards on seven catches this season ... Averages 23.0 yards per reception
- First UK player with a receiving TD in each of the first two games of the season since La'Rod King in 2012
- First UK tight end with a receiving touchdown in consecutive games since Jacob Tamme on Nov. 24 and Dec. 31, 2007
- Caught two passes for 28 yards and a touchdown vs. ECU
- Caught three passes for 97 yards at Southern Miss
- Preseason All-SEC Third Team (Coaches)

Personal

- Brother, Austin, is a redshirt freshman defensive end (formerly a tight end) at Ohio
- Participated in a one-week service/educational trip with teammates Denzil Ware and Jordan Bonner to the Dominican Republic in May of 2017 where he interacted with residents of impoverished communities, visited an orphanage, constructed park benches in a sugar cane village, distributed food to the hungry and visited a nursing home and a daycare for special needs children
- Major is pre-communications

CONRAD'S CAREER STATISTICS


Year	Pos.	G-GS	Rec.	Yds.	Avg.	TD	Long
2015	TE	12-9	15	149	9.9	1	28
2016	TE	13-11	19	262	13.9	4	72
2017	TE	3-3	7	161	23.0	2	59
Totals		28-23	41	572	14.0	7	72

CONRAD'S 2017 GAME-BY-GAME

Opponent	Rec.	Yds.	TD	Long
at Southern Miss *	3	97	1	59
vs. ECU*	2	28	1	23
at South Carolina*	2	36	0	20
Totals	7	161	2	59

CONRAD'S SINGLE-GAME HIGHS

Receptions: 6, at Mississippi State, Oct 24, 2015
Receiving yards: 133, New Mexico State, Sept 17, 2016 (5 receptions)
Receiving TDs: 3, New Mexico State, Sept 17, 2016
Long reception: 72, New Mexico State, Sept 17, 2016
All-purpose yards: 133, New Mexico State, Sept 17, 2016



56

KASH
DANIEL

LINEBACKER

6-1 • 248 • Sophomore-1L
 Paintsville, Ky. (Paintsville)

2017 - Sophomore

- Had two tackles in the win at South Carolina

Personal

- Major is health promotions with a minor in communications
- Avid fisherman ... Dad, Scott, is a former professional bass fisherman

KA. DANIEL'S CAREER STATISTICS

Year	Pos.	G-GS	Tackles	TFL-Yds.	Sacks-Yds.	FR	QBH	PBU
2016	LB	13-0	19	0-0	0-0	0	0	0
2017	LB	3-0	3	0-0	0-0	0	0	0
Totals		16-0	23	0-0	0-0	0	0	0

KA. DANIEL'S 2017 GAME-BY-GAME

Opponent	Tackles	Sacks	TFL-Y	FC	QBH	Int.
at Southern Miss	1	0-0	0-0	0	0	0
vs. ECU	0	0-0	0-0	0	0	0
at South Carolina	2	0-0	0-0	0	0	0
Totals	3	0-0	0-0	0	0	0

DANIEL'S SINGLE-GAME HIGHS

Tackles: 7, vs. Austin Peay, Nov 19, 2016 (2-5)



20

KENGERA
DANIEL

DEFENSIVE END

6-5 • 260 • Junior-2L
 Raleigh, N.C. (Millbrook)

2017 - Junior

- Had a career-best two tackles in the opener at Southern Miss



Personal

- Name is pronounced "ken-JAIR-ah" (jair like hair with a "j" sound)
- Name is combination of his mom and dad's name
- Major is health promotions with a minor in communications

KEN. DANIEL'S CAREER STATISTICS

Year	Pos.	G-GS	Tackles	Sacks-Yds.	TFL-Yds.	FC	FR	PBU
2015	DE	3-0	1	0-0	0.0-0	0	0	0
2016	DE	8-0	3	0-0	0-0	0	0	0
2017	DE	3-0	2	0-0	0-0	0	0	0
Totals		14-0	6	0-0	0-0	0	0	0

KEN. DANIEL'S 2017 GAME-BY-GAME

Opponent	Tackles	Sacks	TFL-Y	FC	QBH	Int.
at Southern Miss	2	0	0	0	0	0
vs. ECU	0	0	0	0	0	0
at South Carolina	0	0	0	0	0	0
Totals	2	0-0	0-0	0	0	0

KEN. DANIEL'S SINGLE-GAME HIGHS

Tackles: 2, at Southern Miss, Sept 2, 2017 (2-0)



7

MIKE
EDWARDS

SAFETY

6-0 • 200 • Junior-2L
Cincinnati, Ohio (Winton Woods)

- Jim Thorpe Preseason Watch List

2017 - Junior

- Seven tackles in the win at South Carolina
- Picked off a deflected pass in the first quarter at South Carolina, his second interception of the season and sixth of his career
- Sealed UK's win over ECU with a late interception in the fourth quarter
- Athlon Sports Preseason All-SEC Second Team
- Preseason All-SEC Third Team (Media)
- Preseason All-SEC Third Team (Coaches)
- Recorded four tackles at Southern Miss

Personal

- His nickname is "The Badger"
- Major is family sciences with a minor in criminology

EDWARDS' CAREER STATISTICS


Year	Pos.	G-GS	Tackles	Int.-Yds.	Sacks	TFL-Y	FC	FR	PBU
2015	S	12-5	39	1-20	0-0	2.0-4	1	0	2
2016	S	13-13	100	3-46	0.5-4	5.5-14	0	0	8
2017	S	3-3	13	2-1	0-0	0-0	0	0	0
Totals		28-21	152	6-67	0.5-4	7.5-18	1	0	11

EDWARDS' 2017 GAME-BY-GAME

Opponent	Tackles	Sacks	TFL-Y	FC	PBU	Int.
at Southern Miss *	4	0-0	0-0	0	0	0-0
vs. ECU*	2	0-0	0-0	0	0	1-0
at South Carolina*	7	0-0	0-0	0	0	1-1
Totals	13	0-0	0-0	0	0	1-1

EDWARDS' SINGLE-GAME HIGHS

Tackles: 13, vs Georgia, Nov 5, 2016 (4-9)
Tackles for loss: 1.0, 7x, last vs Georgia Tech, Dec 31, 2016 (2)
Fumbles forced: 1, at Vanderbilt, Nov 14, 2015
Pass breakups: 3, New Mexico State, Sept 17, 2016
Touchdowns: 1, Charlotte, Nov 21, 2015
All-purpose yards: 46, Austin Peay, Nov 19, 2016
Interceptions: 2, at Louisville, Nov 26, 2016
Long interception return: 46, Austin Peay, Nov 19, 2016



69

MATT
ELAM

NOSEGUARD

6-7 • 360 • Senior-3L
Elizabethtown, Ky. (John Hardin)

2017 - Senior

- At Southern Miss, recorded four tackles, including a tackle for loss

Personal

- Major is communications

ELAM'S CAREER STATISTICS

Year	Pos.	G-GS	Tackles	Sacks-Yds.	TFL-Yds.	FC	FR	PBU
2014	DT	12-0	10	0-0	0-0	0	0	2
2015	DT	12-4	23	0-0	0.5-1	0	0	0
2016	DT	12-5	9	0-0	0-0	0	0	0
2017	DT	3-0	5	0-0	1.0-4	0	0	1
Totals		39-9	47	0-0	1.5-5	0	0	3

ELAM'S 2017 GAME-BY-GAME

Opponent	Tkls.	TFL-Y	Sacks-Y	FC	FR	PBU	QBH
at Southern Miss	4	1.0-4	0-0	0	0	0	0
vs. ECU	0	0-0	0-0	0	0	0	0
at South Carolina	1	0-0	0-0	0	0	1	0
Totals	4	1.0-4	0-0	0	0	1	0

ELAM'S SINGLE-GAME HIGHS

Tackles: 6, 2x, last vs. UL Lafayette, Sept 5, 2015
Tackles for loss: 1.0, at Southern Miss, Sept 2, 2016 (1.0-4)
Pass breakups: 1, 3x, last at South Carolina, Sept 16, 2017



81

ISAAH
EPPS

WIDE RECEIVER

6-2 • 185 • Freshman-HS
Jenks, Okla. (Jenks)

2017 - Freshman

- One of seven true freshmen to see action in the season opener at Southern Miss
- Caught a six-yard pass in the second quarter

Personal

- Older brother, Carson, and cousin, Denver Johnson are currently wide receivers at Iowa State
- Major is psychology

EPPS' 2017 GAME-BY-GAME

Opponent	Rec.	Yds.	TD	Long
at Southern Miss	1	6	0	6
vs. ECU	0	0	0	0
at South Carolina	0	0	0	0
Totals	1	6	0	6

EPPS' SINGLE-GAME HIGHS

Receptions: 1, at Southern Miss, Sept 2, 2017
Receiving yards: 6, at Southern Miss, Sept 2, 2017 (1 reception)
Receiving TDs: n/a
Long reception: 6, at Southern Miss, Sept 2, 2017



3

JORDAN
GRIFFIN

CORNERBACK

6-0 • 186 • Sophomore-1L
Riverdale, Ga.
(Jonesboro)

2017 - Sophomore

- Had two tackles and a PBU in the opener at Southern Miss ... Also had two at South Carolina
- SEC First-year Academic Honor Roll (2016-17)

Personal

- Major is pre-integrated strategic communications

GRIFFIN'S CAREER STATISTICS

Year	Pos.	G-GS	Tackles	TFL-Y	Int.-Yds.	PBU	FR	FC	QBH
2016	DB	8-0	6	0-0	0-0	0	0	0	0
2017	DB	3-0	4	0-0	0-0	1	0	0	0
Totals		11-0	10	0-0	0-0	0	0	0	0



GRIFFIN'S 2017 GAME-BY-GAME

Opponent	Tackles	Sacks	TFL-Y	FR	FC	PBU	Int.
at Southern Miss.	2	0-0	0-0	0	0	1	0
vs. ECU	0	0-0	0-0	0	0	0	0
at South Carolina	2	0-0	0-0	0	0	0	0
Totals	4	0-0	0-0	0	0	1	0

GRIFFIN'S SINGLE-GAME HIGHS

Tackles: 4, Austin Peay, Nov 19, 2016 (2-2)
Pass breakups: 1, at Southern Miss, Sept 2, 2017



85

GREG
HART

TIGHT END

6-5 • 245 • Senior-1L
 Dayton, Ohio (Archbishop Alter/
 Nebraska)

2017 - Senior

- Saw action in 12 games in 2016, catching six passes for 32 yards

Personal

- Graduated in May of 2017 with a degree in marketing and is currently working on a second degree in communications
- Participated in a one-week service/educational trip to Ethiopia where he interacted with residents of impoverished communities, visited imprisoned men, helped widows, cared for orphans, and helped renovate houses (2016)

HART'S CAREER STATISTICS

Year	Pos.	G-GS	Rec.	Yds.	Avg.	TD	Long
2016	TE	12-0	6	32	5.3	0	11
2017	TE	3-0	1	3	3.0	0	3
Totals		15-0	7	35	5.0	0	11

HART'S 2017 GAME-BY-GAME

Opponent	Rec.	Yds.	TD	Long
at Southern Miss	0	0	0	0
vs. ECU	0	0	0	0
at South Carolina	1	3	0	3
Totals	1	3	0	3

HART'S SINGLE-GAME HIGHS

Receptions: 2, vs New Mexico State, Sept 16, 2016
Receiving yards: 16, vs New Mexico State, Sept 16, 2016 (2 rec.)
Receiving TDs: n/a
Long reception: 11, vs New Mexico State, Sept 16, 2016



9

GARRETT
JOHNSON

WIDE RECEIVER

5-11 • 175 • Senior-3L
 Winter Garden, Fla. (West Orange)

2017 - Senior

- Leads the team in receptions with eight
- Also led the team in receptions last season with 39 catches for 585 yards and five touchdowns
- Also led the team in 2015 with 694 receiving yards, collecting 46 catches for two touchdowns
- Has caught a pass in 14 straight games, dating back to last season
- Caught four passes for 41 yards at South Carolina
- Has 115 career receptions for 1,655 yards, ranking him eighth on UK's career receiving yards list ... Needs six more to tie Randall Cobb at No. 7 (1,661)
- Has five career 100-yard receiving games

Personal

- Nickname is "Juice"
- Major is communications

G. JOHNSON'S CAREER STATISTICS

Year	Pos.	G-GS	Rec.	Yds.	Avg.	TD	Long
2014	WR	12-2	22	271	12.3	2	60
2015	WR	12-11	46	694	15.1	2	39
2016	WR	13-9	39	585	15.0	5	75
2017	WR	3-3	8	105	13.1	0	30
Totals		40-25	115	1655	14.4	9	75

G. JOHNSON'S 2017 GAME-BY-GAME

Opponent	Rec.	Yds.	TD	Long
at Southern Miss *	2	22	0	14
vs. ECU *	2	42	0	30
at South Carolina *	4	41	0	14
Totals	8	105	0	30

G. JOHNSON'S SINGLE-GAME HIGHS

Receptions: 9, Auburn, Oct 15, 2015
Receiving yards: 164, at Louisville, Nov 26, 2016 (5 receptions)
Receiving TDs: 2, three times, last at Louisville, Nov 26, 2016
Long reception: 75, at Louisville, Nov 26, 2016
All-purpose yards: 164, at Louisville, Nov 26, 2016



6

LONNIE
JOHNSON JR.

CORNERBACK

6-3 • 215 • Junior-JC
 Gary, Ind. (Garden City CC/Gary West Side)

2017 - Junior

- Had a career-high four tackles in the season opener at Southern Miss
- Also had four tackles, one tackle for loss and one pass breakup vs. ECU
- Blocked an extra point by the Colonels, which was the first blocked kick of his UK career

Personal

- Major is community and leadership development

JOHNSON'S 2017 GAME-BY-GAME

Opponent	Tackles	Sacks	TFL-Y	FR	FC	PBU	Int.	Blks
at Southern Miss.	4	0-0	0-0	0	0	0	0	0
vs. ECU	4	0-0	1.0-2	0	0	1	0	1
at South Carolina	2	0-0	0-0	0	0	0	0	0
Totals	10	0-0	1.0-2	0	0	0	0	1

JOHNSON'S SINGLE-GAME HIGHS

Tackles: 4, at Southern Miss, Sept 3, 2017 (4-0)
Tackles for loss: 1.5, vs ECU, Sept. 9, 2017
Blocks: 1, vs. ECU, Sept 9, 2017 (extra point)



15

STEPHEN
JOHNSON II

QUARTERBACK

6-2 • 185 • Senior-1L
 Rancho Cucamonga, Calif.
 (Los Osos/Grambling/
 College of the Desert)

- Johnny Unitas Golden Arm Watch List*

2017 - Senior

- UK is 10-4 with Johnson as primary QB, including 8-4 as the starter and 2-0 as the team's primary QB in a relief role
- Has thrown or rushed for a touchdown in six of the last seven games
- Completed 16 of 25 passes for 169 yards in the win over South Carolina ... Also had 74 yards rushing on seven carries
- First Kentucky quarterback since 1993 to win four of his first six career true road game starts



- First Kentucky quarterback since 1993 to win eight of his first 11 career regular season starts

Personal

- Suffered from Tourette Syndrome until the age of 13
- Major is agricultural economics with a minor in business

S. JOHNSON'S CAREER STATISTICS

Year	G-GS	Rush	Yds	TD	Comp.	Att.	Int.	Pct.	Yds.	TD	Long
2013*	2-0	0	0	0	0	0	0	0	0	0	0
2014*	9-9	40	91	1	59	105	4	56.2	723	6	75
2016	12-9	97	327	3	145	265	6	54.7	2037	13	75
2017	3-3	18	132	2	42	67	1	62.7	569	2	59
at UK	15-11	115	459	5	187	332	7	56.3	2606	15	75
Totals	26-21	155	550	6	246	437	11	56.3	3329	21	75

* at Grambling

S. JOHNSON'S 2017 GAME-BY-GAME

Opponent	Comp.-Att.-Int.	Yds.	TD	Long	Rush	Yards	TD
at Southern Miss*	11-20-0	176	1	14	5	10	1
vs. ECU*	15-22-0	224	1	43	6	53	1
at South Carolina*	16-25-1	169	0	20	7	74	0
Totals	42-67-1	569	2	43	18	132	2

S. JOHNSON'S SINGLE-GAME HIGHS

Pass attempts: 34, Georgia Tech, Dec 31, 2016
 Pass completions: 19, Georgia Tech, Dec 31, 2016
 Pass yards: 338, at Louisville, Nov 26, 2016
 Pass TDs: 3, twice, last at Louisville, Nov 26, 2016
 Long pass: 75, at Louisville, Nov 26, 2016
 Total offense plays: 48, Georgia Tech, Dec 31, 2016 (14 rush, 34 pass)
 Total offense yards: 421, at Louisville, Nov 26, 2016 (83 rush, 338 pass)
 All-purpose yards: 83 at Louisville, Nov 26, 2016
 Rushing Touchdowns: 1, four times, last at Southern Miss, Sept 3, 2017
 Rush attempts: 14, Georgia Tech, Dec 31, 2016
 Rush yards: 83 at Louisville, Nov 26, 2016 (8 carries)
 Long rush: 75 at Tennessee, Nov 12, 2016



34

JORDAN JONES

LINEBACKER

6-2 • 221 • Junior-2L
 Youngstown, Ohio (Cardinal Mooney)

- *Bednarik Award Watch List*
- *Bronko Nagurski Trophy Watch List*

2017 - Junior

- Did not play at South Carolina with an injured shoulder
- Had eight tackles with 0.5 tackles for loss, one fumble forced, one pass breakup and one quarterback hurry in the win over ECU
- Fifth on the team in tackles with 13
- Forced two fumbles this season
- Athlon Sports Preseason All-SEC First Team
- Athlon Sports Preseason All-America Third Team

- Preseason All-SEC Third Team (Media)
- Preseason All-SEC Second Team (Coaches)
- Southern Pigskin All-SEC Preseason First Team
- Led the team and ranked third in the SEC in tackles per game with 8.4 (109 total) in 2016
- Led the SEC and ranked 16th nationally in solo tackles per game (5.7) in 2016
- Led the team with nine QB hurries in 2016
- Led the team and ranked sixth in the SEC in tackles for loss with 15.5 in 2016

Personal

- Major is community and leadership development

JONES' CAREER STATISTICS

Year	G-GS	Tackles	TFL-Yds.	Sacks-Yds.	PD	FF	FR	QBH
2015	8-0	10	0-0	0-0	0	0	1	0
2016	13-13	109	15.5-65	4.0-35	4	1	0	9
2017	2-1	13	0.5-2	0-0	1	1	0	1
Totals	23-14	132	16.0-67	4.0-35	5	2	1	10

JONES' 2017 GAME-BY-GAME

Opponent	Tkls.	TFL-Y	Sacks-Y	PBU	FF	FR	Int.	QBH
at Southern Miss *	5	0-0	0-0	0	0	0	0	0
vs. ECU	8	0.5-2	0-0	1	1	0	0	1
at South Carolina	(Injury)	DNP						
Totals	13	0.5-2	0-0	1	1	0	0	1

JONES' SINGLE-GAME HIGHS

Tackles: 19, Southern Miss, Sept 3, 2016 (13-6)
 Sacks: 1.0, four times, last at Louisville, Nov 26, 2016 (12 yards)
 Tackles for loss: 2.5, vs Georgia, Nov 5, 2016 (2.5-9)
 Fumbles forced: 1, twice, last vs. ECU, Sept 9, 2017
 Fumbles recovered: 1, at Vanderbilt, Nov 14, 2015
 QB Hurries: 3, at Alabama, Oct 1, 2016



22

SIHIEM KING

RUNNING BACK

5-9 • 172 • Junior-2L
 Colquitt, Ga. (Colquitt County)

2017 - Junior

- Carried the ball nine times for 61 yards vs. ECU
- Totaled 96 all-purpose yards in the game
- Last year, King carried the ball just 11 times for 81 yards
- Had eight carries for 12 yards in the season opener at Southern Miss

Personal

- Name pronounced "sah-HEEM"
- His nickname is "Sifi"
- Major is community and leadership development
- Writes left-handed

KING'S CAREER STATISTICS

Year	G-GS	Att.	Yds.	Avg.	TD	LG	Rec.	Yds.	Avg.	TD	LG
2015	12-0	11	127	11.5	1	62	4	6	1.5	0	6
2016	13-0	11	81	7.4	1	24	3	14	4.7	0	11
2017	3-0	19	88	4.6	0	26	4	31	7.8	0	18
Totals	27-0	39	281	7.2	2	62	10	33	3.3	0	11

KING'S KOR CAREER STATISTICS

Year	KOR	Yds.	Avg.	TD	Long
2015	23	498	21.7	0	48
2016	10	213	21.3	0	27
2017	3	91	30.3	0	46
Totals	36	802	22.3	0	48

KING'S 2017 GAME-BY-GAME

Opponent	Att.	Yds.	TD	Rec.	Yds.	TD	KR	Yds	TD
at Southern Miss	8	12	0	0	0	0	2	69	0
vs. ECU	9	63	0	3	13	0	1	22	0
at South Carolina	2	15	0	1	18	0	0	0	0
Totals	19	88	0	4	31	0	3	91	0

KING'S SINGLE-GAME HIGHS

Rush attempts: 6, at Tennessee, Nov 12, 2016
 Rush yards: 91, vs Charlotte, Nov 21, 2015 (5 carries)
 Rush TDs: n/a
 Long rush: 62, vs Charlotte, Nov 21, 2015
 Receptions: 3, vs ECU, Sept 9, 2017
 Receiving yards: 18, at South Carolina, Sept 16, 2017
 Long reception: 18, at South Carolina, Sept 16, 2017
 All-purpose yards: 118, at Louisville, Nov 26, 2016
 Kick returns: 6, at Louisville, Nov 26, 2016
 Kick return yards: 118, at Louisville, Nov 26, 2016 (6 returns)
 Long kick return: 48, vs. Missouri, Sept 26, 2015



59

KORDELL LOONEY

DEFENSIVE TACKLE

6-3 • 293 • Freshman-RS
 Springfield, Ohio
 (Springfield)

2017 - Freshman - RS

- Had two tackles in the season opener vs. Southern Miss

Personal

- Major is undecided

LOONEY'S 2017 GAME-BY-GAME

Opponent	Tkls.	TFL-Y	Sacks-Y	PBU	FF	FR	Int.	QBH
at Southern Miss	2	0-0	0-0	0	0	0	0	0
vs. ECU			DNP					
at South Carolina	0	0-0	0-0	0	0	0	0	0
Totals	2	0-0	0-0	0	0	0	0	0



LOONEY'S SINGLE-GAME HIGHS

Tackles: 2, at Southern Miss, Sept 2, 2017 (0-2)



51

COURTNEY
LOVE

LINEBACKER

6-2 • 242 • Senior-1L
Youngstown, Ohio
(Cardinal Mooney/Nebraska)

- Lott IMPACT Trophy Watch List
- Allstate AFCA Good Works Team Watch List
- Wuerffel Trophy Watch List

2017 - Senior

- Second on the team in tackles with 23
- Has six tackles and a PBU in the win at South Carolina
- Tied his career high with nine tackles, one for loss, and also had a fumble recovery in the season opener at Southern Miss
- Started in all 13 games and named a team captain in 12 games last season
- Ranked third on the team in tackles with 76 in 2016

Personal

- Graduated in May of 2017 with a degree in community and leadership development and is currently working on a second degree in communications
- Co-representations on UK football's Student-Athlete Advisory Committee (SAAC)

LOVE'S CAREER STATISTICS

Year	Pos.	G-GS	Tackles	TFL-Yds.	Sacks-Yds	QBH	FC	FR	PBU
2014*	LB	12-0	6	1.0-1	0-0	0	0	0	0
2016	LB	13-13	76	1.0-5	1.0-5	2	1	1	1
2017	LB	3-3	23	1.0-1	0.0	0	0	1	1
Totals	at UK	16-16	99	2.0-6	1.0-5	2	1	2	2
All*		28-16	105	3.0-7	1.0-5	2	1	2	2

LOVE'S 2017 GAME-BY-GAME

Opponent	Tackles	Sacks	TFL-Y	QBH	PBU	FF/FR	Int.
at Southern Miss *	9	0-0	1.0-1	0	0	0/1	0
vs. ECU*	8	0-0	0-0	0	0	0	0
at South Carolina*	6	0-0	0-0	0	1	0	0
Totals	17	0.0-0	1.0-5	0	0	0/1	0

LOVE'S SINGLE-GAME HIGHS

Tackles: 9, twice, last at Southern Miss, Sept 2, 2017 (4-5)
 Sacks: 1.0, at Alabama, Oct 1, 2016
 Tackles for loss: 1.0, twice, last at Southern Miss, Sept 2, 2017 (1.0-4)
 Fumbles Caused: 1, vs Georgia Tech, Dec. 31, 2016
 Fumbles recovered: 1, twice, last at Southern Miss, Sept 2, 2017
 QB Hurries: 1, twice, last vs Georgia Tech, Dec. 31, 2016
 PBU: 1, at South Carolina, Sept 16, 2017



99

AUSTIN
MacGINNIS

KICKER

5-10 • 185 • Senior-3L
Wedowee, Ala. (Prattville)

- Lou Groza Award Watch List

2017 - Senior

- Scored all of UK's points in the second half at South Carolina with his trio of field goals, keeping the Gamecocks at bay
- Named SEC Special Teams Player of the Week and earned one of three "Stars of the Week from the Lou Groza Award for his play at USC
- Now has 283 career points and needs just 22 more to become UK's all-time leading scorer with Lones Seiber (305 in 2006-09)
- Has made 6-of-7 field goals this season, with the only miss coming from 48 yards
- Has a streak of three made FGs ... Owns the school record with 11 straight
- Has hit 39 consecutive PATs, dating back to 2016
- Made a pair of potentially touchdown-saving tackles on long kickoff returns vs. ECU
- Athlon Sports Preseason All-SEC Fourth Team
- Preseason All-SEC Third Team (Coaches)

Personal

- Graduated in May of 2017 with a degree in finance and is currently working on a master's degree in business administration at UK's Gatton College of Business and Economics

MacGINNIS' CAREER STATISTICS

Year	FGM/FGA	PAT	Points	Long FG	TB
2014	21-27	41-41	104	54	25
2015	13-17	22-23	61	48	14
2016	16-19	44-45	92	51	24
2017	6-7	8-8	26	44	4
Totals	56-70	118-120	283	54	66

MacGINNIS' FIELD GOALS BY DISTANCE

Year	1-19	20-29	30-39	40-49	50+	Total	Long
2014	0-0	4-5	9-10	5-7	3-5	21-27	54
2015	0-0	5-5	4-5	4-6	0-1	13-17	48
2016	0-0	3-4	8-9	4-5	1-1	16-19	51
2017	0-0	2-2	2-2	2-3	0-0	6-7	44

Totals	0-0	14-16	23-26	15-21	4-7	56-70	54
--------	-----	-------	-------	-------	-----	-------	----

MacGINNIS' SINGLE-GAME HIGHS

Points scored: 16, at Louisville, Nov 29, 2014
 Kick PATs: 8, twice, last vs. New Mexico State, Sept 17, 2016
 Points by kicking: 16, at Louisville, Nov 29, 2014
 Field goals made: 4, twice, last vs. Mississippi State, Oct 22, 2016
 Field goal attempts: 5, vs. Mississippi State, Oct 22, 2016
 Longest field goal: 54, at Tennessee, Nov 15, 2014**
 Kickoffs: 10, twice, last vs. New Mexico State, Sept 17, 2016
 Touchbacks: 7 vs. UT Martin, 2014
 Consecutive FG made: 11**
 Most points in season: 104, 2014**
 Most FG in a season: 21, 2014**
 Most XP in a season without miss: 41, 2014**
 Most Touchbacks in a season: 25, 2014**
 ** denotes school record



99

ADRIAN
MIDDLETON

DEFENSIVE TACKLE

6-3 • 275 • Junior-2L
Bowling Green, Ky. (South Warren)

2017 - Senior

- Had five tackles in the opener vs. Southern Miss
- Played in all 13 games in 2016, earning a starting nod in the final 12 games of the season

Personal

- Major is media arts and studies with a minor in digital media and design

MIDDLETON'S CAREER STATISTICS

Year	Pos.	G-GS	Tackles	TFL-Yds.	Sacks-Yds.	FC	FR	PBU
2015	DT	4-0	8	0-0	0-0	0	0	0
2016	DT	13-12	35	5.5-13	0-0	0	0	0
2017	DT	3-3	7	0-0	0-0	0	0	0
Totals	DT	20-15	50	5.5-13	0-0	0	0	0

MIDDLETON'S 2017 GAME-BY-GAME

Opponent	Tkls.	TFL-Y	Sacks-Y	PBU	FF	FR	Int.	QBH
at Southern Miss *	5	0-0	0-0	0	0	0	0	0
vs. ECU*	0	0-0	0-0	0	0	0	0	0
at South Carolina*	2	0-0	0-0	0	0	0	0	0
Totals	7	0-0	0-0	0	0	0	0	0

MIDDLETON'S SINGLE-GAME HIGHS

Tackles: 6, at Louisville, Nov 26, 2016 (3-3)
 Tackles for loss: 1.5, at Tennessee, Nov 12, 2016



93

MATT
PANTON

KICKER/PUNTER

6-4 • 230 • Senior-TR
Melbourne, Australia
(Melbourne Grammar School/Columbia)**2017 - Senior**

- Averaging 41.8 yards per punt on the season which ranks ninth in the SEC
- Averaged 44.5 yards per punt with one inside the 20-yard line in the win over South Carolina
- Averaged 42 yards per punt, including five inside the 20-yard line, two of which were downed at the one-yard line at Southern Miss in the season opener
- Transferred to Kentucky after playing two seasons at Columbia University in New York City

Personal

- Was a member of Columbia's heavyweight rowing program and Sigma Chi Fraternity
- Experienced Australian Rules Football player
- Graduated with a degree in psychology from Columbia in 2017 and is currently working on a master's degree in business administration at UK's Gatton College of Business and Economics

PANTON'S CAREER STATISTICS

Year	G	Punts	Yds.	Avg.	TBs	FC	Inside 20	Long	50+
2015*	9	19	667	35.1	1	9	12	54	33
2016*	10	42	1,073	40.5	4	13	29	70	29
2017	3	17	711	41.8	1	4	7	54	2
at UK	3	17	711	41.8	1	4	7	54	2
Totals*	22	78	2451	31.4	6	216	36	70	64

PANTON'S 2017 GAME-BY-GAME

Opponent	Punts	Yds.	Avg.	Long	Inside 20
at Southern Miss*	9	378	42.0	50	5
vs. ECU*	4	155	38.8	47	0
at South Carolina *	4	178	44.5	54	1
Totals	17	711	41.8	54	6

PANTON'S SINGLE-GAME HIGHS

Punts: 9, at Southern Miss, Sept 2, 2017
 Single-game Avg: 44.5, at South Carolina, Sept 16, 2017
 Long: 54, at South Carolina, Sept 16, 2017



4

JOSHUA
PASCHAL

OUTSIDE LINEBACKER

6-3 • 270 • Freshman-HS
Olney, Md. (Our Lady of Good Counsel)**2017 - Freshman**

- One of seven true freshmen to see action in the season opener
- Had a tackle for a 3-yard loss in the win at Southern Miss
- Athlon Sports Preseason SEC All-Freshman Third Team

Personal

- Older brother, Travaughn, was a linebacker for the Wildcats from 2011-14
- Major is undecided

PASCHAL'S 2017 GAME-BY-GAME

Opponent	Tkls.	TFL-Y	Sacks-Y	PBU	FF	FR	Int.	QBH
at Southern Miss	1	1.0-3	0-0	0	0	0	0	0
vs. ECU	0	0-0	0-0	0	0	0	0	0
at South Carolina	1	0.5-2	0.5-2	0	0	0	0	0
Totals	2	1.5-5	0.5-2	0	0	0	0	0



77

NAQUEZ
PRINGLE

DEFENSIVE TACKLE

6-3 • 320 • Senior-1L
Georgetown, S.C.
(Carvers Bay/Itawamba CC)**2017 - Senior**

- Started in five games in 2016
- Had three tackles, including one for loss vs. ECU
- Posted two tackles at South Carolina

Personal

- Major is community leadership and development

PRINGLE'S CAREER STATISTICS

Year	Pos.	G-GS	Tackles	Sacks-Yds.	TFL-Yds.	FC	FR	PBU
2016	NG	12-5	39	1.0-6	2.0-7	0	0	0
2017	NG	3-3	6	0-0	0.5-1	0	0	0
Totals		15-8	44	1.0-6	2.5-8	0	0	0

PRINGLE'S 2017 GAME-BY-GAME

Opponent	Tkls.	TFL-Y	Sacks-Y	PBU	FF	FR	Int.	QBH
at Southern Miss *	1	0-0	0-0	0	0	0	0	0
vs. ECU*	3	0.5-1	0-0	0	0	0	0	0
at South Carolina	2	0-0	0-0	0	0	0	0	0
Totals	6	0.5-1	0-0	0	0	0	0	0

PRINGLE'S SINGLE-GAME HIGHS

Tackles: 6, vs. Georgia Tech, Dec. 31, 2016 (4-2)
 Sacks: 0.5, twice, last at Louisville, Nov. 26, 2016 (1.0-5)
 Tackles for loss: 1.0, at Florida, Sept. 19, 2016 (1.0-1)



5

KENDALL
RANDOLPH

CORNERBACK

6-0 • 183 • Senior-3L
Tallahassee, Fla. (Lincoln)**2017 - Senior**

- Had four tackles in the season opener vs. Southern Miss and at South Carolina
- Earned first career start vs. ECU

Personal

- Major is communications

RANDOLPH'S CAREER STATISTICS

Year	Pos.	G-GS	Tackles	Int.-Yds.	PBU	FR	FC	QBH
2014	CB	12-0	16	0-0	1	1	1	3
2015	CB	9-0	11	0-0	1	1	0	0
2016	CB	11-0	15	0-0	0	0	0	0
2017	CB	3-1	9	0-0	0	0	0	0
Totals		34-1	47	0-0	2	2	1	3

RANDOLPH'S 2017 GAME-BY-GAME

Opponent	Tkls.	TFL-Yds.	Sacks	PBU	FR	FF	QBH
at Southern Miss	4	0-0	0-0	0	0	0	0
vs. ECU*	1	0-0	0-0	0	0	0	0
at South Carolina	4	0-0	0-0	0	0	0	0
Totals	9	0-0	0-0	0	0	0	0

RANDOLPH'S SINGLE-GAME HIGHS

Tackles: 5, New Mexico State, Sept 17, 2016 (1-4)
 Sacks: 1.0, Mississippi State, Oct 25, 2014 (1-0)
 Tackles for loss: 1.0, 3x, last vs. New Mexico State, Sept 17, 2016 (1-3)
 Fumbles forced: 1, UT Martin, Aug 30, 2014
 Fumbles recovered: 1, twice, last at Georgia, Nov 7, 2015
 Pass breakups: 1, twice, last at Vanderbilt, Nov 14, 2015



11

TAVIN
RICHARDSON

WIDE RECEIVER

6-3 • 214 • Sophomore-1L
Greer, S.C. (Byrnes)**2017 - Sophomore**

- Caught two passes for 29 yards in the win at South Carolina
- Had two catches for 10 yards in the win over ECU

Personal

- Name pronounced "TAY-vin"
- Major is community leadership and development

RICHARDSON'S CAREER STATISTICS

Year	Pos.	G-GS	Rec.	Yds.	Avg.	TD	Long
2016	WR	13-5	9	160	17.8	0	41
2017	WR	3-0	5	44	8.8	0	17
Totals		16-5	14	204	14.6	0	41

RICHARDSON'S 2017 GAME-BY-GAME

Opponent	Rec.	Yds.	TD	Long
at Southern Miss	1	5	0	5
vs. ECU	2	10	0	14
at South Carolina	2	29	0	17
Totals	5	44	0	17

RICHARDSON'S SINGLE-GAME HIGHS

Receptions: 2, 3x, last at South Carolina, Sept 16, 2017
Receiving yards: 74, Southern Miss, Sept 3, 2016 (2 receptions)
Long reception: 41, Southern Miss, Sept 3, 2016
All-purpose yards: 74, Southern Miss, Sept 3, 2016



9

DAVONTE
ROBINSON

CORNERBACK

6-2 • 187 • Freshman-RS
Lexington, Ky.
(Henry Clay)**2017 - Freshman-RS**


- Had two tackles in the season opener

Personal

- Major is pre-integrated strategic communications

ROBINSON'S 2017 GAME-BY-GAME

Opponent	Tkls.	TFL-Yds.	Sacks	PBU	FR	FF	QBH
at Southern Miss	3	0-0	0-0	0	0	0	0
vs. ECU	0	0-0	0-0	0	0	0	0
at South Carolina	0	0-0	0-0	0	0	0	0
Totals	3	0-0	0-0	0	0	0	0



10

ASIM "A.J."
ROSE

RUNNING BACK

6-1 • 200 • Freshman-RS
Cleveland, Ohio
(Garfield Heights)**2017 - RS Freshman**

- Was hampered by an ankle injury in fall camp
- Recorded his first carry in the ECU game

ROSE'S 2017 GAME-BY-GAME

Opponent	Att.	Yds.	TD	Long	Rec.	Yds.	TD	Long
at Southern Miss	0	0	0	0	0	0	0	0
vs. ECU	1	2	0	0	0	0	0	0
at South Carolina	0	0	0	0	0	0	0	0
Totals	1	2	0	0	0	0	0	0



19

KAYAUNE
ROSS

WIDE RECEIVER

6-6 • 225 • Senior-SQ
West Chester, Ohio
(Lakota West/Phoenix College)**2016 - Junior**

- Had two catches for 14 yards in the win at South Carolina
- Dean's List (Spring 2017)
- SEC First-year Academic Honor Roll (2016-17)

Personal

- Pronounced KAY-waun
- Major is community and leadership development

ROSS' CAREER STATISTICS

Year	Pos.	G-GS	Rec.	Yds.	Avg.	TD	Long
2016	WR	6-0	2	10	5.0	1	9
2017	WR	3-3	3	22	7.3	0	8
Totals		9-3	5	32	6.4	1	9

ROSS' 2017 GAME-BY-GAME

Opponent	Rec.	Yds.	TD	Long
at Southern Miss*	1	8	0	8
vs. ECU*	0	0	0	0
Totals	1	8	0	8

ROSS' SINGLE-GAME HIGHS

Receptions: 2, at South Carolina, Sept 16, 2017
Receiving yards: 14, at South Carolina, Sept 16, 2017 (2 receptions)
Receiving TDs: 1, Southern Miss, Sept 3, 2016
Long reception: 9, Southern Miss, Sept 3, 2016
All-purpose yards: 14, at South Carolina, Sept 16, 2017



26

BENJAMIN
SNELL JR.

RUNNING BACK

5-11 • 223 • Sophomore-1L
Westerville, Ohio
(Westerville Central)

- *Maxwell Award Watch List*
- *Doak Walker Award Watch List*

2017 - Sophomore

- In just 16 career games has 1,363 rushing yards which ranks him 24th all-time in program history ... Needs just seven more yards to move up to No. 23 with Alfred Rawls (1,370 from 1988-89) and 25 to jump two spots to No. 22 with Tony Dixon (1,388 from 1988-89)
- Has seven career 100-yard rushing games
- Two consecutive 100-yard rushing games (EKU and South Carolina)
- A workhorse running back who ran for 102 yards and two touchdowns in the win at South Carolina
- Scored both of UK's touchdowns in the game with runs of five yards and one yard
- First Wildcat to have two rushing TDs in the first half of an SEC road game since Anthony White vs. LSU in 1998
- First Wildcat to have two rushing TDs in an SEC opener since Curtis Pulley vs. Florida in 2005
- First Wildcat to have two rushing TDs in an SEC road opener since Al Baker at Ole Miss in 1990
- Rushed a game-high 19 times for a game-high 103 yards vs. ECU, including 16 rushes for 100 yards and a touchdown in the second half
- Also led the rushing attack against Southern Miss with 20 carries for 67 yards
- Set six UK freshman records in 2016, including most rushing TDs in a game (4), most rushing yards by a freshman (1,091), most rushing TDs by a freshman (13), most total TDs by a freshman (13), most 100-yard rushing games (5) and most rushing yards by a freshman in a single game (192)
- Athlon Sports Preseason All-SEC Third Team
- Preseason All-SEC Third Team (Coaches)

Personal

- Major is pre-media arts studies



SNELL'S CAREER STATISTICS

Year	G-GS	Att.	Yds.	Avg.	TD	LG	Rec.	Yds.	Avg.	TD	LG
2016	13-1	186	1,091	5.9	13	48	2	39	19.5	0	28
2017	3-3	71	272	3.8	3	25	3	18	6.0	0	13
Totals	16-4	257	1,363	5.3	16	48	5	57	11.4	0	28

SNELL'S 2017 GAME-BY-GAME

Opponent	Att.	Yds.	TD	Long	Rec.	Yds.	TD	Long
at Southern Miss*	20	67	0	10	1	13	0	13
vs. ECU*	19	105	1	25	2	5	0	4
at South Carolina*	32	102	2	12	0	0	0	0
Totals	71	272	3	25	3	18	0	13

SNELL'S SINGLE-GAME HIGHS

Rush attempts: 38, at Missouri, Oct 29, 2016
 Rush yards: 192, at Missouri, Oct 29, 2016 (38 carries)
 Rush TDs: 4, vs New Mexico State, Sept 17, 2016
 Long rush: 48, vs Austin Peay, Nov 21, 2016
 Receptions: 1, three times, last at Southern Miss, Sept 2, 2017
 Receiving yards: 28, at Louisville, Nov 26, 2016
 Long reception: 28, at Louisville, Nov 26, 2016
 Total offense yards: 192, at Missouri, Oct 29, 2016 (192 rush, 0 pass)
 All-purpose yards: 192, at Missouri, Oct 29, 2016 (192 rush, 0 pass)
 Kick returns: 2, Tennessee, Nov 12, 2016
 Kick return yards: 35, Tennessee, Nov 12, 2016 (2 returns)
 Long kick return: 32, South Carolina, Sept 24, 2016



91

CALVIN
TAYLOR JR.

DEFENSIVE END

6-9 • 305 • Sophomore-SQ
 Augusta, Ga. (Augusta Christian)

2017 - Sophomore

- Recorded a career-high four tackles in the win over Southern Miss

Personal

- Major is agricultural economics

TAYLOR'S CAREER STATISTICS

Year	Pos.	G-GS	Tackles	Sacks-Yds.	TFL-Yds.	FC	FR	PBU
2016	DE	4-0	1	0-0	0-0	0	0	0
2017	DE	2-0	4	0-0	0-0	0	0	0
Totals		6-0	4	0-0	0-0	0	0	0

TAYLOR'S 2017 GAME-BY-GAME

Opponent	Tkls.	TFL-Y	Sacks-Y	PBU	FF	FR	Int.	QBH
at Southern Miss	4	0	0	0	0	0	0	0
vs. ECU	0	0	0	0	0	0	0	0
at South Carolina			DNP					
Totals	4	0	0	0	0	0	0	0

TAYLOR'S SINGLE-GAME HIGHS

Tackles: 4, at Southern Miss, Sept 2, 2017 (1-3)



18

CLEVAN
THOMAS JR.

WIDE RECEIVER

5-11 • 205 • Freshman-HS
 Miami, Fla. (Charles W. Flanagan)

2017 - Freshman


- One of seven true freshmen to see action in the opening game
- Had one catch for four yards vs. Southern Miss
- Graduated a semester early and enrolled at Kentucky in January of 2017

Personal

- Name is pronounced "cle-VAN"
- Major is pre-integrated strategic communications

THOMAS' 2017 GAME-BY-GAME

Opponent	Rec.	Yds.	TD	Long
at Southern Miss	1	4	0	4
vs. ECU	0	0	0	0
at South Carolina	0	0	0	0
Totals	1	4	0	4



88

CHARLES
WALKER

WIDE RECEIVER

5-11 • 203 • Senior-3L
 Louisville, Ky. (St. Xavier)

2017 - Senior

- Two catches for 13 yards in the win over South Carolina
- Former walk-on who earned a scholarship during the 2016 preseason camp
- Two-time SEC Academic Honor Roll member
- Dean's List (Spring 2016, Fall 2016)

Personal

- His nickname is "Chuck"
- Major is finance and marketing

C. WALKER'S CAREER STATISTICS

Year	G-GS	Rec.	Yds.	Avg.	TD	LG	PR	Yds.	Avg.	TD	LG
2014	12-0	1	4	4.0	0	4	0	0	0	0	0
2015	12-1	5	61	12.2	0	20	3	22	7.3	0	11
2016	13-0	4	34	8.5	0	12	15	117	7.8	1	65
2017	3-2	5	72	14.4	0	27	1	-1	-1.0	0	0
Totals	40-3	15	171	11.4	0	27	19	138	7.3	1	65

C. WALKER'S 2017 GAME-BY-GAME

Opponent	Rec.	Yds.	Avg.	TD	LG	PR	Yds.	Avg.	TD	LG
at Southern Miss*	1	21	21.0	0	21	0	0	0	0	0
vs. ECU*	2	38	19.0	0	27	1	-1	-1.0	0	0
at South Carolina	2	13	2.1	0	9	0	0	0	0	0
Totals	5	72	14.4	0	27	1	-1	-1.0	0	0

C. WALKER'S SINGLE-GAME HIGHS

Receptions: 2, at South Carolina, Sept 16, 2017
 Receiving yards: 21, at Southern Miss, Sept 2, 2017 (1 reception)
 Long reception: 21, at Southern Miss, Sept 2, 2017
 All-purpose yards: 101, New Mexico State, Sept 17, 2016
 Punt returns: 5, New Mexico State, Sept 17, 2016
 Punt return yards: 101, New Mexico State, Sept 17, 2016
 Long punt return: 65, New Mexico State, Sept 17, 2016
 Tackles: 3, at Georgia, Nov 7, 2015 (2-1)



16

MARCUS
WALKER

SAFETY

6-1 • 212 • Sophomore-1L
 Lake Wales, Fla. (Lake Wales)

2017 - Sophomore

- Had one tackle in the opener vs. Southern Miss

Personal

- Major is communications

M. WALKER'S CAREER STATISTICS

Year	Pos.	G-GS	Tackles	TFL-Yds.	Sacks-Yds.	FC	FR	PBU
2016	S	9-0	12	0.0	0.0	0	0	0
2017	S	3-0	1	0-0	0-0	0	0	0
Totals		12-0	13	0.0	0.0	0	0	0

M. WALKER'S 2017 GAME-BY-GAME

Opponent	Tkls.	TFL-Yds.	Sacks-Yds.	FC	FR	Int.	QBH
at Southern Miss	1	0.0	0.0	0	0	0	0
vs. ECU	0	0.0	0.0	0	0	0	0
at South Carolina	0	0-0	0-0	0	0	0	0
Totals	1	0.0-0	0.0	0	0	0	0

M. WALKER'S SINGLE-GAME HIGHS

Tackles: 7, Austin Peay, Nov 19, 2016 (3-4)



35

DENZIL
WARE

DEFENSIVE END/LB

6-2 • 245 • Junior-2L
Opp, Ala. (Senior)**2017 - Junior**

- Has started in 26 of 28 career games played
- Totaled four tackles, including one-half quarterback sack, and a pass breakup in Kentucky's 23-13 win at South Carolina
- Named SEC Defensive Lineman of the Week in Week 1 after finishing with two tackles, a tackle for loss, a sack, a forced fumble and two fumble recoveries vs. Southern Miss
- Late in the third quarter, Darius West made a jolting tackle that caused a fumble, which Ware scooped and scored from 20 yards out
- Marked his first collegiate touchdown but his second collegiate score ... Also had a fumble return for a 2-point defensive PAT at South Carolina in 2015
- Also recovered a fumble in the first quarter that set up UK's first touchdown
- Also caused a fumble
- Finished with three tackles, featuring 1.5 for loss (-11 yards) and a 10-yard quarterback sack
- Athlon Sports Preseason All-SEC Third Team
- Preseason All-SEC Second Team (Media)
- Preseason All-SEC Second Team (Coaches)

Personal

- Major is community and leadership development
- Participated in a one-week service/educational trip with teammates Jordan Bonner and C.J. Conrad to the Dominican Republic in May of 2017 where he interacted with residents of impoverished communities, visited an orphanage, constructed park benches in a sugar cane village, distributed

WARE'S CAREER STATISTICS

Year	Pos.	G-GS	Tkls	TFL-Yds.	Sacks-Yds.	FC	FR	PBU	QBH
2015	DE/LB	12-11	39	5.5-13	1.0-4	1	1	0	2
2016	DE/LB	13-13	70	12.0-75	5.5-61	0	0	0	5
2017	DE/LB	3-2	6	1.5-11	1.5-11	1	2-20	1	0
Totals		28-26	115	19.0-99	8.0-76	2	3-20	1	7

WARE'S 2017 GAME-BY-GAME

Opponent	Tkls	TFL-Yds.	Sacks-Yds.	FC	FR	Int.	PBU	QBH
at USM *	2	1.0-10	1.0-10	1	2	0	0	0
vs. ECU	0	0-0	0-0	0	0	0	0	0
at USC*	4	0.5-1	0.5-1	0	0	0	1	0
Totals	6	1.5-11	1.5-11	1	2	0	1	0

WARE'S SINGLE-GAME HIGHS

Tackles: 9, twice, last vs Georgia Tech, Dec 31, 2016
 Sacks: 2.0, South Carolina, Sept 24, 2016
 Tackles for loss: 2.5, twice, last at Tennessee, Nov 12, 2016
 Fumbles forced: 1, Florida, Sept 19, 2015
 Fumbles recovered: 2, at Southern Miss, Sept 2, 2017 (20 yds)



31

JAMAR
WATSON

LINEBACKER

6-3 • 240 • Freshman-RS
Forestville, Md.
(Bishop McNamara)**2017 - Freshman-RS**

- SEC First-year Academic Honor Roll (2016-17)

Personal

- His nickname is "Boogie"
- Major is sociology with a minor in criminology
- One thing most people don't know about him is that he is great tap dancer

WATSON'S 2017 GAME-BY-GAME

Opponent	Tkls	TFL-Yds.	Sacks-Yds.	FC	FR	Int.	QBH
at Southern Miss	0	0.0	0.0	0	0	0	0
vs. ECU	0	0.0	0.0	0	0	0	0
at South Carolina	1	0.0	0.0	0	0	0	0
Totals	1	0.0-0	0.0	0	0	0	0

WATSON'S SINGLE-GAME HIGHS

Tackles: 1, at South Carolina, Sept 16, 2017 (0-1)



25

DARIUS
WEST

SAFETY

6-0 • 210 • Junior-2L
Lima, Ohio (Central Catholic)**2017 - Junior**

- Had six tackles in the win at South Carolina
- Led the Wildcats in tackles with a career-high 11 stops vs. ECU
- In addition to causing a fumble at Southern Miss, he also made seven tackles, including one for loss

Personal

- Has a son, Keon J. West

- Majoring in community and leadership development

WEST'S CAREER STATISTICS

Year	Pos.	G-GS	Tackles	TFL-Y	Int.-Yds.	PBU	FR	FC
2015	S	10-0	17	0	0-0	0	0	0
2016	S				DNP			
2017	S	3-2	24	1.5-6	0-0	0	0	1
Totals		13-2	41	1.5-6	0-0	0	0	1

WEST'S 2017 GAME-BY-GAME

Opponent	Tackles	Sacks	TFL-Y	FC	PBU	Int.	QBH
at Southern Miss *	7	0-0	1.5-6	1	0	0	0
vs. ECU	11	0-0	0-0	0	0	0	0
at South Carolina	6	0-0	0-0	0	0	0	0
Totals	24	0-0	1.5-6	1	0	0	0

WEST'S SINGLE-GAME HIGHS

Tackles: 11, vs. ECU, Sept 9, 2017
 Tackles for loss: 1.5, twice, last at Southern Miss, Sept 2, 2017
 Fumbles forced: 1, at Southern Miss, Sept 2, 2017



21

CHRIS
WESTRY

CORNERBACK

6-4 • 195 • Junior-2L
Orange Park, Fla. (Oakleaf)**2017 - Junior**

- Has started all 28 games of his career at Kentucky
- Posted four tackles vs. ECU and at South Carolina
- Had two tackles in the opener vs. Southern Miss, along with one forced fumble
- Has three career interceptions

Personal

- Major is pre-media arts studies with a minor in digital media and design

WESTRY'S CAREER STATISTICS

Year	Pos.	G-GS	Tackles	Int.-Yds.	TFL	PBU	FR	FC	QBH
2015	CB	12-12	36	2-3	1.5-9	8	0	0	1
2016	CB	13-13	43	1-0	0.5-1	3	1	0	0
2017	CB	3-3	10	0-0	0-0	1	0	1	0
Totals		28-28	89	3-3	2.0-10	12	1	1	1

WESTRY'S 2017 GAME-BY-GAME

Opponent	Tackles	Sacks	TFL-Y	FC/FR	PBU	Int.	QBH
at Southern Miss *	2	0-0	0-0	1/0	0	0	0
vs. ECU*	4	0-0	0-0	0/0	0	0	0
at South Carolina*	4	0-0	0-0	0/0	1	0	0
Totals	10	0-0	0.0	1/0	1	0	0

**WESTRY'S SINGLE-GAME HIGHS**

Interceptions: 1, three times, last vs Austin Peay, Nov 19, 2016

Long interception return: 3, at South Carolina, Sept 12, 2015

Tackles: 7, vs. Mississippi State, Oct 22, 2016

Sacks: 1.0, at South Carolina, Sept 12, 2015 (1-0)

Tackles for loss: 1.0, at South Carolina, Sept 12, 2015 (1-0)

Pass breakups: 2, twice, last vs New Mexico State, Sept 17, 2016

Forced fumble: 1, at Southern Miss, Sept 2, 2017



1

KENTUCKY 24, SOUTHERN MISS 17

SEPT. 2, 2017 • HATTIESBURG, MISS.
M.M. ROBERTS STADIUM (22,761)



Stephen Johnson threw for 176 yards and a touchdown and Kentucky's defense recovered two crucial fumbles in the second half to lead the Wildcats over Southern Mississippi 24-17.

Kentucky was clinging to a 17-10 lead in the third quarter when Darius West slammed his helmet into Southern Miss quarterback Kwadra Griggs' arm, forcing a fumble that Denzil Ware scooped up and ran 20 yards for the touchdown.

Then with the Wildcats leading 24-17 in the fourth quarter, the Kentucky defense killed another Southern Miss drive when Chris Westry forced a fumble that was recovered by Courtney Love at midfield.

It wasn't a great day for the Kentucky offense, but coach Mark Stoops refused to do too much complaining. "It was a thing of beauty to me," Stoops said. "I know a lot of people are going to have their own opin-

ions, but I loved it."

Kentucky's offense had some success during the first half over the middle of the field on two pass plays from Johnson to tight end C.J. Conrad. The second completion was a 23-yard touchdown that put the Wildcats ahead 14-3 midway through the second quarter.

Johnson completed 11 of 20 passes and had no interceptions. Benny Snell led the Wildcats with 67 yards rushing.

"As a whole team, we can fight for 60 minutes," Johnson said. "If the offense isn't doing too well or the special teams isn't doing well, the defense can pick us up, which they did today."

The Southern Miss offense improved significantly in the second half when Griggs replaced Keon Howard at quarterback. Griggs hit Corey Robertson for two touchdowns -- one in the third quarter and another in the fourth. The second pulled the Golden Eagles within 24-17 with 12:42 remaining.

Griggs finished with 222 yards passing and two touchdowns, all in the second half.

Scoring Summary

UK	0	14	10	0	-	24
USM	0	3	7	7	-	17

2nd

14:54 UK - Stephen Johnson 8 yd run (A. MacGinnis kick), 3-14 1:16 7 - 0

08:21 USM - SHAUNFIELD, P. 22 yd field goal, 14-82 6:29 7 - 3

07:01 UK - C.J. Conrad 23 yd pass from Stephen Johnson (A. MacGinnis kick), 3-37 1:09 14 - 3

3rd

10:40 USM - ROBERTSON, K. 42 yd pass from GRIGGS, Kwadra (SHAUNFIELD, P. kick), 6-85 2:12 14 - 10

02:03 UK - A. MacGinnis 41 yd field goal, 7-31 3:27 17 - 10

00:49 UK - Denzil Ware 20 yd fumble recovery (A. MacGinnis kick) 24 - 10

4th

12:42 USM - ROBERTSON, K. 26 yd pass from GRIGGS, Kwadra (SHAUNFIELD, P. kick), 11-75 3:07 24 - 17

Team Statistics

	UK	USM
First Downs	12	19
Rush Att./Net Rush	35/78	38/55
Passing C/A/I	11/20/0	22/40/0
Offensive Plays	55	78
Total Offense	254	364
Fumbles/Lost	1/1	4/3
Penalties/Yards	8/60	8/69
Punts/Average	9/42.0	6/34.5
Third-Down Conv.	3 of 13	4 of 17
Time of Possession	29:01	30:59

Individual Statistics

Rushing (Att.-Yd.-TD)

USM - Smith 16-37, Howard 10-18, Daniels 3-3, Adams 1-2, Bourgeois 1- (-1), Griggs 7-(-4)

UK - Snell 20-67, King 8-12, S. Johnson 5-10-1

Passing (COMP-ATT-INT-YARDS-TD)

USM - Griggs 15-26-0-222-2, Howard 7-14-0-87-0

UK - Johnson 11-20-0-176-1

Receiving (REC-YARDS-TD)

USM - Smith 9-78, Robertson 7-111-2, Watkins 4-103-0, Jones 2-17

UK - Conrad 3-97-1, G. Johnson 2-22, C. Walker 1-21, Snell 1-13, Ross 1-8,

Epps 1-6, Richardson 1-5, Thomas 1-4

Tackles

USM - Moore 8, Boothe 7

UK - Love 9, West 6, Allen 5, Jones 5, Middleton 5

2

KENTUCKY 27, EASTERN KENTUCKY 16

SEPT. 9, 2017 • LEXINGTON, KY.
KROGER FIELD (54,868)



Kentucky's upside while digging out of yet another double-digit hole against Eastern Kentucky was having time to get things right.

The Cats took nothing for granted though, and rallied with an urgency that helped them finish better than they started and remain unbeaten despite their flaws.

"We could've done much better at the beginning of the game, but we picked it up eventually," said quarterback Stephen Johnson, who played perhaps the most critical role in the Wildcats' 27-16 win over the FCS Colonels on Saturday after trailing 13-3 in the second quarter.

Nearly two years after rallying late to eventually beat EKU 34-27 in overtime, Johnson and Kentucky (2-0) certainly had their work cut for them overcoming ineffective play on both sides of the ball.

Johnson threw a 23-yard touchdown pass to C.J. Conrad for Kentucky's first touchdown before spinning and tip-toeing along the right sideline for the final TD in the fourth quarter. In between was Benny Snell, Jr.'s 25-yard TD run late in the third for a 17-16 lead, a play set up by Johnson's 43-yard completion to Blake Bone.

Johnson - who was briefly replaced by Drew Barker in the second quarter in what he and coach Mark Stoops said was a planned substitution -- finished 15 of 22 passing for 224 yards and rushed for 48 yards. He improved to 10-4 as Kentucky's QB and 8-4 as the starter.

Snell returned from bruising his ribs early on to rush for 103 yards on 19 carries, a big improvement from his 67-yard debut last week at Southern Miss.

Kentucky's defense meanwhile stalled the Colonels (0-2) with two second-half takeaways, the last of which was Mike Edwards' interception of Tim Boyle with 4:13 remaining that shut the door.

The Wildcats outgained EKU 436-318 in their home opener and scored the game's final 17 points. Most important, they showed signs of the team that's expected to build on last year's bowl appearance.

It was better late than never, which coach Mark Stoops will take.

"We're 2-0. That feels very good," the coach said. "The nice thing is that we know, and our players know, there are a lot of things we need to improve on. And they'll do that. We'll get better."

Scoring Summary

EKU	7	6	3	0	-	16
UK	3	7	7	10	-	27

1st

10:31 UK - A. MacGinnis 39 yd field goal, 9-49 4:29 0 - 3

06:22 EKU - MARKUSH, Ryan 7 yd pass from BOYLE, Tim

(WILLIAMS, Lucas kick), 9-75 4:09 7 - 3

2nd

05:44 EKU - SCOTT, LJ 7 yd run (WILLIAMS, Lucas kick blockd), 12-66 6:39 13 - 3

01:28 UK - C.J. Conrad 23 yd pass from Stephen Johnson (A. MacGinnis kick),

5-75 0:58 13 - 10

3rd

04:08 EKU - WILLIAMS, Lucas 31 yd field goal, 11-64 3:43 16 - 10

02:57 UK - Benny Snell 25 yd run (A. MacGinnis kick), 3-75 1:11 16 - 17

4th

10:09 UK - Stephen Johnson 21 yd run (A. MacGinnis kick), 9-85 4:02 16 - 24

00:23 UK - A. MacGinnis 39 yd field goal, 7-13 3:50 16 - 27

Team Statistics

	EKU	UK
First Downs	17	22
Rush Att./Net Rush	20/62	39/207
Passing C/A/I	31/43/1	16/24/0
Offensive Plays	63	63
Total Offense	318	436
Fumbles/Lost	1/1	0/0
Penalties/Yards	11/90	6/60
Punts/Average	5/41.0	4/38.8
Third-Down Conv.	6 of 14	6 of 13
Time of Possession	28:32	31:28

Individual Statistics

Rushing (Att.-Yd.-TD)

EKU - Scott 9-40, Lewis 4-23, Booth 2-4, McCleskey 1-2, Boyle 4-(-7)

UK - Snell 19-103, King 9-61, S. Johnson 6-48, G. Johnson 1-11, A.J. Rose 1-2

Passing (COMP-ATT-INT-YARDS-TD)

EKU - Boyle 24-35-1-202-1, Scott 7-8-0-54-0

UK - Johnson 15-22-0-224-1, Barker 1-2-0-5-0

Receiving (REC-YARDS-TD)

EKU - Markush 10-98-1, Creamer 8-82, McCleskey 4-31, Paul 3-6, Scott 2-20,

Carter 2-6, Schmerber 1-5, Cabrera 1-(-2)

UK - Bone 3-93, King 3-13, G. Johnson 2-42, Walker 2-38, Conrad 2-28-1,

Richardson 2-10, Snell 2-5

Tackles

EKU - Grace 15, Canady 13

UK - West 11, Allen 8, Baity 8, Jones 8, Love 8




3

KENTUCKY 23, SOUTH CAROLINA 13

SEPT. 16, 2017 • COLUMBIA, S.C.

WILLIAMS-BRICE STADIUM (82,493)



Benny Snell, Jr. rushed for two touchdowns and Kentucky's defense held off South Carolina to win its fourth straight over the Gamecocks, 23-13.

Snell, who's status was in doubt earlier in the week due to bruised ribs, rushed for scores of 5 and 1 yard in leading the Wildcats to their first 3-0 start since 2010. Two years ago, Kentucky snapped a 22-game SEC road losing streak at South Carolina.

This time, the Wildcats left no doubt about who was the better team in this one.

It did not start that way, though.

South Carolina electrified a sold-out stadium with a 68-yard TD catch by receiver Deebo Samuel on the opening play, then got an interception and a fumble from the Wildcats' first two drives. But Kentucky's defense held the Gamecocks to one touchdown after that.

Kentucky coach Mark Stoops was proud of his players for absorbing South Carolina fast start and punching back. "Everybody wants to panic because you got to look pretty all the time," he said. "Winning is what matters."

Snell and offense took over with two long, first-half scoring drives for a 14-6 lead. Snell ended a 13-play series with his 5-yard touchdown. He capped an 11-play sequence with his second touchdown.

"This says we've got a little bit of dog in us, I guess," quarterback Stephen Johnson said. "Everybody wants to do well on this team. We know what we can do."

Kentucky made the critical plays when it needed. Facing fourth-and-goal from the Wildcats 1 in the fourth quarter, Gamecock tailback Rico Dowdle was stopped cold by linebacker Jamar Watson and cornerback Derrick Baity.

Then when the Gamecocks closed it to 20-13 on OrTre Smith's 9-yard touchdown grab with 6:26 left, Kentucky quarterback Stephen Johnson scrambled on third down for a 54-yard run that led to Austin MacGinnis' third field goal with two minutes left that sealed the win.

Snell finished with 102 yards on 32 carries.

Samuel had five catches for 122 yards and his sixth touchdown of the season. But he left the game in the third quarter with a broken leg and Gamecocks coach Will Muschamp said he'll miss the rest of the season.

Scoring Summary

UK	7	7	3	6	-	23
USC	6	0	0	7	-	13

1st

14:47 SC - Deebo Samuel 68 yd pass from Jake Bentley (A. Woznick kick failed), 1-68 0:13 0 - 6

01:05 UK - Benny Snell 5 yd run (A. MacGinnis kick), 13-75 6:33 7 - 6

2nd

08:37 UK - Benny Snell 1 yd run (A. MacGinnis kick), 11-67 5:32 14 - 6

3rd

05:25 UK - A. MacGinnis 27 yd field goal, 12-42 5:29 17 - 6

4th

08:59 UK - A. MacGinnis 44 yd field goal, 6-49 3:23 20 - 6

06:26 SC - OrTre Smith 9 yd pass from Jake Bentley (Parker White kick), 7-77 2:33 20 - 13

02:07 UK - A. MacGinnis 21 yd field goal, 9-77 4:19 23 - 13

Team Statistics

	UK	USM
First Downs	20	14
Rush Att./Net Rush	47/219	20/61
Passing C/A/I	16/26/1	24/37/2
Offensive Plays	73	57
Total Offense	353	358
Fumbles/Lost	1/1	0-0
Penalties/Yards	4/10	7/45
Punts/Average	4/44.5	3/40.7
Third-Down Conv.	9 of 16	3 of 12
Time of Possession	36:49	23:11

Individual Statistics

Rushing (Att.-Yd.-TD)

USC - Dowdle 8-23, Bentley 7-19, Turner 5-12

UK - Snell 32-102-2, S. Johnson 7-74, 2-15, Bowden 3-10, Team 3-(-17)

Passing (COMP-ATT-INT-YARDS-TD)

USC - Bentley 24-36-2-304-2

UK - Johnson 16-25-1-169-0, Snell 0-1-0-0-0

Receiving (REC-YARDS-TD)

USC - Samuel 5-122-1, Edwards 5-57, Hurst 4-39, Dowdle 3-25, Williams 2-7, Smith 1-25, Smith 1-9, Davis 1-9, Turner 1-6, Terrell 1-5

UK - G. Johnson 4-41, Conrad 2-36, Richardson 2-29, Ross 2-14, Walker 2-13, King 1-18, Bone 1-9, Rigg 1-6, Hart 1-3

Tackles

USC - Brunson 10, Moore 7, Wonnum 7, Lammons 7

UK - Baity 8, Edwards 7, West 6, Brown 6, Love 6

2017 GAME-BY-GAME STARTERS

OFFENSIVE STARTERS

	<u>TE/WR</u>	<u>LT</u>	<u>LG</u>	<u>C</u>	<u>RG</u>	<u>RT</u>	<u>WR</u>	<u>WR/TE</u>	<u>WR</u>	<u>RB</u>	<u>QB</u>
Southern Miss	Conrad	Meadows	Stenberg	Stallings	Haynes	Asafo-Adjei	Ross	Walker	G. Johnson	Snell	S. Johnson
Eastern Kentucky	Conrad	Young	Stenberg	Haynes	Asafo-Adjei	Meadows	Ross	Walker	G. Johnson	Snell	S. Johnson
South Carolina	Conrad	Young	Stenberg	Stallings	Haynes	Meadows	Ross	Hart	G. Johnson	Snell	S. Johnson

DEFENSIVE STARTERS

	<u>DE</u>	<u>DE/NICK</u>	<u>NG</u>	<u>DT</u>	<u>SLB</u>	<u>WLB</u>	<u>MLB</u>	<u>CB</u>	<u>SS</u>	<u>FS</u>	<u>CB</u>
Southern Miss	Carter	Ware	Pringle	Middleton	Allen	Jones	Love	Baity	Edwards	West	Westry
Eastern Kentucky	Carter	Randolph	Pringle	Middleton	Allen	E. Brown	Love	Baity	Edwards	D. Robinson	Westry
South Carolina	Carter	Ware	Pringle	Middleton	Allen	E. Brown	Love	Baity	Edwards	West	Westry



GAME-BY-GAME RUSHING						
(No-Yds-TD)	Barker	Bowden	Johnson	King	Rose	Snell
at Southern Miss	DNP	0-0-0	5-10-1	8-12-0	0-0-0	20-67-0
vs. ECU	2-(-15)-0	0-0-0	6-48-1	9-61-0	1-2-0	19-103-1
at South Carolina	DNP	3-10-0	7-74-0	2-15-0	0-0-0	32-103-2
vs. Florida						
vs. E. Michigan						
vs. Missouri						
at Miss. State						
vs. Tennessee						
vs. Ole Miss						
at Vanderbilt						
at Georgia						
vs. Louisville						

[illegible]



GAME-BY-GAME SCORING DRIVES

Game	Plays/Yards	Time (Poss.)	Qtr./Clock	Res.	Scoring Play
USM	3/14	1:16	2/14:54	TD	Johnson 8 yd TD rush
USM	3/37	1:09	2/7:01	TD	Conrad 23 yd pass from S. Johnson
USM	7/31	3:27	3/2:03	FG	MacGinnis 41 yd FG
EKU	9/49	4:29	1/10:31	FG	MacGinnis 39 yd FG
EKU	5/75	0:58	2/1:28	TD	Conrad 23 yd pass from S. Johnson
EKU	3/75	1:11	3/2:57	TD	Snell 25 yd TD rush
EKU	9/85	4:02	4/10:09	TD	S. Johnson 21 yd rush
EKU	7/13	3:50	4/0:23	FG	MacGinnis 39 yd FG
SC	13/75	6:33	1/1:05	TD	Snell 5 yd rush
SC	11/67	5:32	2/8:37	TD	Snell 1 yd rush
SC	12/42	5:29	3/5:25	FG	MacGinnis 27 yd FG
SC	6/49	3:23	4/8:59	FG	MacGinnis 44 yd FG
SC	9/77	4:19	4/2:07	FG	MacGinnis 21 yd FG

GAME OPENING DRIVES

Game	UK		OPPONENT	
	Res/Pts	Yds.	Res/Pts.	Yds.
USM	Punt/0	-3	Punt/0	-2
EKU	FG/3	49	TD/7	75
S. Carolina	INT/0	16	TD/7	68
Florida				
E. Michigan				
Missouri				
Miss. State				
Tennessee				
Ole Miss				
Vandy				
Georgia				
Louisville				
Total/Avg	3/1.0	62/20.6	14/4.6	141/47.0

2ND HALF OPENING DRIVES

Game	UK		OPPONENT	
	Res/Pts	Yds.	Res/Pts.	Yds.
USM	Punt/0	-4	Punt/0	-7
EKU	Punt/0	47	Fumble/0	44
S. Carolina	Punt/0	2	Downs/0	19
Florida				
E. Michigan				
Missouri				
Miss. State				
Tennessee				
Ole Miss				
Vandy				
Georgia				
Louisville				
Total/Avg	0/0	45/15.0	0/0	56/18.6

GAME-BY-GAME TD DRIVES

Yds.	TD	Drive	Poss. Time	TDs	Plays	TDs
1-9	3	-	00:00-00:59	1	1	-
10-19	-	1	01:00-01:59	3	2	-
20-29	4	-	02:00-02:59	-	3	3
30-39	-	1	03:00-03:59	-	4	-
40-49	-	-	04:00-04:59	1	5	1
50-59	-	-	05:00-05:59	1	6	-
60-69	-	1	06:00-06:59	1	7	-
70-79	-	3	07:00-07:59	-	8	-
80-89	-	1	08:00-08:59	-	9	1
90-99	-	-	09:00-09:59	-	10	-
Total	7	7	10:00-10:59	-	11	1
			11:00-11:59	-	12	-
			12:00-12:59	-	13	1
			13:00-13:59	-	14	-
			14:00-14:59	-	15	-
			15:00 - +	-	16	-

DRIVE ANALYSIS

Game	Total Drive	TD	FG	MFG	P	TO	4DN
USM	14	2	1	0	9	1	0-0
EKU	11	3	2	1	4	0	0-1
S. Carolina	12	2	3	0	4	2	0-0
Florida							
E. Michigan							
Missouri							
Miss. State							
Tennessee							
Ole Miss							
Vandy							
Georgia							
Louisville							
Totals	37	7	6	1	17	3	0-1



Miscellaneous Stats

TURNOVERS

Opponent	Forced by UK					Forced by Opponent			
	Fum	Int	Tot	Margin	UK Pts off	Fum	Int	Tot	Opp Pts Off
Southern Miss	3	0	3	+2	14	1	0	1	0
EKU	1	1	2	+2	3	0	0	0	0
South Carolina	0	2	2	0	0	1	1	2	0
Florida									
E. Michigan									
Missouri									
Miss. State									
Tennessee									
Ole Miss									
Vandy									
Georgia									
Louisville									
TOTALS	4	3	7	+4	17	2	1	3	0

KENTUCKY BIG PLAYS

Opponent	Rushing					Passing				Special Teams	
	15+	20+	30+	40+	50+	20+	30+	40+	50+	Block	Return for TD
Southern Miss	0	0	0	0	0	3	1	1	1	0	0
EKU	5	4	0	0	0	4	2	1	0	1	0
South Carolina	3	2	1	1	1	0	0	0	0	0	0
Florida											
E. Michigan											
Missouri											
Miss. State											
Tennessee											
Ole Miss											
Vandy											
Georgia											
Louisville											
TOTALS	8	6	1	1	1	7	3	2	1	1	0

OPPONENT BIG PLAYS

Opponent	Rushing					Passing				Special Teams	
	15+	20+	30+	40+	50+	20+	30+	40+	50+	Block	Return for TD
Southern Miss	0	0	0	0	0	6	3	2	0	0	0
EKU	0	0	0	0	0	1	0	0	0	0	0
South Carolina	0	0	0	0	0	4	2	1	1	0	0
Florida											
E. Michigan											
Missouri											
Miss. State											
Tennessee											
Ole Miss											
Vandy											
Georgia											
Louisville											
TOTALS	0	0	0	0	0	13	5	3	1	0	0

DRIVE CHART STATISTICS

Opponent	No.	Avg. Plays	Avg. Yds.	Avg. Time	For TD	Avg. Plays	Avg. Yds.	Avg. Time
Southern Miss	14	3.9	18.1	2:04.3	2	3.0	25.5	1:12.5
EKU	11	5.7	39.6	2:51.6	3	5.6	78.3	2:03.6
South Carolina	12	6.1	29.4	3:04.1	2	12.0	71.0	6:02.5
Florida								
E. Michigan								
Missouri								
Miss. State								
Tennessee								
Ole Miss								
Vandy								
Georgia								
Louisville								

**RUNS 10+**

King, 26 yards

King, 18 yards

(2 rush for 44 yards, 22.0 avg., 0 TD)

G. Johnson, 11 yards

(1 rush for 11 yards, 11.0 avg., 0 TD)

S. Johnson, 22 yards

S. Johnson, 21 yards*

S. Johnson, 22 yards

S. Johnson, 54 yards

(4 rush for 119 yards, 29.7 avg., 1 TD)

Snell, 10 yards

Snell, 25 yards*

Snell, 16 yards

Snell, 12 yards

(4 rush for 63 yards, 15.7 avg., 1 TD)

Total: 11 rush for 237 yards, 21.5 avg, 2 TD**RECEIVING 20+**

Bone, 31 yards

Bone, 43 yards

(2 rec. for 74 yards, 37.0 avg., 0 TD)

Conrad, 54 yards

Conrad, 23 yards*

Conrad, 23 yards*

Conrad, 20 yards

(4 rec. for 120 yards, 30.0 avg., 2 TD)

Walker, 21 yards

Walker, 27 yards

(2 rec. for 48 yards, 24.0 avg., 0 TD)

Total: 8 rec. for 242 yards, 30.2 avg., 2 TD)**KICK RETURNS 30+**

King, 46 yards

(1 return for 46 yards, 46.0 avg.)

Bowden, 30 yards

(1 return for 30 yards, 30.0 avg.)

Total: 2 returns for 76 yards, 38.0 avg, 0 TD**PUNT RETURNS 20+****Total: 0 returns for 0 yards, 0.0 avg.****DEFENSIVE RETURNS 20+**

Ware, 20 yards*

Total: 1 return for 20 yards, 20.0 avg.

Total: 22 plays for 575 yards, 26.1 avg.** denotes a touchdown scoring play***OPPONENT BIG PLAYS****Total:**

Run (10+) 4 for 42 yds

Receiving (20+) 11 for 349 yds

Kick Returns (30+) 2 for 65 yds

Punt Returns (20+) 0 for 0 yds

Defensive Returns (20+) 0 for 0 yds

TOTAL: 17 for 456 yards (26.8 avg.)**UK LONG PLAYS (20+) BY THE NUMBERS****20+ Plays By Yards**

100+ 0 0

90-99 0 0

80-89 0 0

70-79 0 0

60-69 0 0

50-59 2 0

40-49 2 0

30-39 2 0

20-29 11 5

TOTAL 17 5

20+ Plays By Type

Rushing 6 2

Passing 8 2

Punt returns 0 0

Kick returns 2 0

Interceptions 0 0

Fumble returns 1 1

TOTAL 17 5



2017 DEPTH CHART (9/18)

OFFENSE

Left Tackle

67	Landon Young, 6-7, 305, So-1L	Started in three games at left tackle as a true freshman
66	Naasir Watkins, 6-5, 300, Fr-HS	True freshman

Left Guard

71	Logan Stenberg, 6-6, 318, So-1L	Only lineman to start at same position in all three games
79	Luke Fortner, 6-6, 305, Fr-RS	

Center

65	Bunchy Stallings, 6-3, 315, Jr-1L	Started in eight games at right guard in 2016
or 68	Nick Haynes, 6-3, 300, Sr-3L	Started at left guard in 2016
52	Drake Jackson, 6-2, 290, Fr-RS	

Right Guard

68	Nick Haynes, 6-3, 300, Sr-3L	Started at left guard in 2016
or 65	Bunchy Stallings, 6-3, 315, Jr-1L	Started in eight games at right guard in 2016
77	Mason Wolfe, 6-6, 310, So-Sq	

Right Tackle

73	Kyle Meadows, 6-5, 300, Sr-3L	Returning starter at right tackle
or 64	George Asafo-Adjei, 6-5, 315, Jr-2L	Played in 12 of 13 games in 2016

Tight End

87	C.J. Conrad, 6-5, 245, Jr-2L	7 catches for 161 and 2 scores in '17
85	Greg Hart, 6-5, 245, Sr-1L	6 receptions for 32 yards in 2016

Wide Receiver (X)

19	Kayaune Ross, 6-6, 225, Sr-Sq	1 rec. for 8 yards in opener
or 6	Blake Bone, 6-5, 213, Sr-3L	3 rec. for a career-high 93 yards vs. ECU

Wide Receiver (Y)

88	Charles Walker, 5-11, 203, Sr-3L	5 rec. for 72 yards in 2017
18	Clevan Thomas Jr., 5-11, 205, Fr-HS	1 rec. for 4 yards in opener

Wide Receiver (F)

9	Garrett Johnson, 5-11, 175, Sr-3L	115 career rec. for 1,655 yards; 8th on UK's all-time receiving yards list
1	Lynn Bowden Jr., 6-1, 190, Fr-HS	True freshman

Wide Receiver (Z)

11	Tavin Richardson, 6-3, 214, So-1L	5 rec. for 44 yards in 2017
81	Isaiah Epps, 6-2, 185, Fr-HS	1 rec. for 6 yards in opener
or 82	Josh Ali, 6-0, 180, Fr-HS	True freshman

Quarterback

15	Stephen Johnson, QB, 6-2, 185, Sr-1L	Has an 8-4 record as a starter; 42-67 for 569 yards and 2 TDs in '17
7	Drew Barker, 6-3, 225, Jr-2L	Missed the final nine games in '16 with a back injury that required off-season surgery; Comp. 18 of 36 for 334 yards and four TDs prior

Running Back

26	Benny Snell Jr., 5-11, 223, So-1L	Leading rusher with 272 yds and 3 TDs; Two straight 100-yard rushing games
22	Sihiem King, 5-9, 172, Jr-2L	17 rushes for 73 yds in 2017

SPECIALISTS

Kicker

99	Austin MacGinnis, 5-10, 185, Sr-3L	6 of 7 FGs; No. 2 scorer in UK history
95	Miles Butler, 5-9, 171, Jr-1L	

Punter

93	Matt Pantone, 6-4, 230, Sr.-TR	Averaging. 41.8 yds per punt with 7 inside 20, 2 punts 50+ yards
80	Grant McKinniss, 6-1, 210, So-1L	Avg. 39.2 yds per punt in 2016, 10 inside 20, 4 punts over 50+ yards

Long Snapper

42	Tristan Yeomans, PS, 6-2, 190, Jr-1L	
53	Blake Best, FG, PAT, 6-1, 246, So-1L	

Punt Return

88	Charles Walker, 5-11, 203, Sr-3L	Avg. 7.8 yds in 2016, 1 TD
1	Lynn Bowden Jr., 6-1, 190, Fr-HS	True freshman

Kickoff Return

22	Sihiem King, 5-9, 172, Jr-2L	Averaging 30.3 yds per return in 2017
1	Lynn Bowden Jr., 6-1, 190, Fr-HS	True freshman

Holder

42	Tristan Yeomans, PS, 6-2, 190, Jr-1L	
86	Grant McKinniss, 6-1, 210, So-1L	

DEFENSE

Strongside Linebacker

41	Josh Allen, 6-5, 230, Jr-2L	15 tkls, 4.0 TFL, 3.0 sacks, 3 QBH, 1 FF, 1 PBU in 2017
47	Jordan Bonner, 6-5, 222, Jr-1L	4 tackles in 2017

Defensive Tackle

99	Adrian Middleton, 6-3, 275, Jr-2L	35 tackles, 5.5 TFL in 2016; 7 total in '17
59	Kordell Looney, 6-3, 293, Fr-RS	2 tackles in opener

Nose Guard

77	Naquez Pringle, 6-3, 320, Sr-1L	6 tackles, 0.5 TFL in 2017
69	Matt Elam, 6-7, 360, Sr-3L	9 tackles in 2016; 5 in 2017

Defensive End

90	T.J. Carter, 6-4, 280, So-1L	4 tackles in 2017
20	Kengera Daniel, 6-5, 260, Jr-2L	2 tackles in opener

Defensive End/ Outside Linebacker

35	Denzil Ware, 6-2, 245, Jr-2L	6 tkls, 1.5 TFL, 1.5 sack, 1 FF, 2 FR for 20 yds and a TD in 2017
4	Josh Paschal, 6-3, 270, Fr-HS	True freshman; 1.5 TFL in 2017

Nickelback

5	Kendall Randolph, 6-0, 183, Sr-3L	9 tackles in 2017
or 7	Mike Edwards, 6-0, 200, Jr-2L	13 tackles and 2 INTs in '17

Middle Linebacker

51	Courtney Love, 6-2, 242, Sr-1L	Second on team in tackles with 23
56	Kash Daniel, 6-1, 235, So-1L	19 tackles in 2016
or 31	Jamar "Boogie" Watson, 6-3, 240, Fr-RS	

Weakside Linebacker

32	Eli Brown, 6-2, 215, So-1L	24 tackles in 2016
31	Jamar "Boogie" Watson, 6-3, 240, Fr-RS	

Cornerback

8	Derrick Baity, 6-3, 186, Jr-2L	20 tackles, 0.5 TFL, 1 FR, 1 INT in '17
6	Lonnie Johnson, 6-3, 203, Jr-JC	Enrolled in January; 10 tkls in 2017

Cornerback

21	Chris Westry, 6-4, 195, So-1L	10 tackles, 1 PBU, 1 FF in '17
3	Jordan Griffin, 6-0, 186, So-1L	Played in eight games as a true freshman

Strong Safety

7	Mike Edwards, 6-0, 200, Jr-2L	13 tackles and 2 INTs in '17
5	Kendall Randolph, 6-0, 183, Sr-3L	9 tackles in 2017

Free Safety

25	Darius West, 6-0, 210, Jr-2L	Team's leading tackler with 24; 1.5 TFL, 1 FF in '17
9	Davonte Robinson, 6-2, 187, Fr-RS	5 tkls in 2017



The Automated ScoreBook

Kentucky Combined Team Statistics (as of Sep 16, 2017)

All games



Date	Opponent	Score	Att.	Record:	Overall	Home	Away	Neutral
Sept 2, 2017	at Southern Miss	W 24-17	22761	All games	3-0	1-0	2-0	0-0
Sep 09, 2017	EASTERN KENTUCKY	W 27-16	54868	Conference	1-0	0-0	1-0	0-0
* Sep 16, 2017	at South Carolina	W 23-13	82493	Non-Conference	2-0	1-0	1-0	0-0

Rushing	gp-gs	att	gain	loss	net	avg	td	lg	avg/g
Benny Snell	3-3	71	279	7	272	3.8	3	25	90.7
Stephen Johnson	3-3	18	159	27	132	7.3	2	54	44.0
Sihlem King	3-0	19	94	6	88	4.6	0	26	29.3
Garrett Johnson	3-3	1	11	0	11	11.0	0	11	3.7
Lynn Bowden Jr.	3-0	3	10	0	10	3.3	0	6	3.3
Asim Rose	3-0	1	2	0	2	2.0	0	2	0.7
Total	3	121	555	86	469	3.9	5	54	156.3
Opponents	3	78	239	68	171	2.2	1	11	57.0

Passing	gp-gs	effic	comp-att-int	pct	yds	td	lg	avg/g
Stephen Johnson	3-3	140.89	42-67-1	62.7	569	2	59	189.7
Drew Barker	1-0	71.00	1-2-0	50.0	5	0	5	5.0
Benny Snell	3-3	0.00	0-1-0	0.0	0	0	0	0.0
Total	3	136.88	43-70-1	61.4	574	2	59	191.3
Opponents	3	133.75	77-120-3	64.2	869	5	68	289.7

Receiving	gp-gs	no.	yds	avg	td	lg	avg/g
Garrett Johnson	3-3	8	105	13.1	0	30	35.0
C.J. Conrad	3-3	7	161	23.0	2	59	53.7
Charles Walker	3-2	5	72	14.4	0	27	24.0
Tavin Richardson	3-0	5	44	8.8	0	17	14.7
Blake Bone	3-0	4	102	25.5	0	43	34.0
Sihlem King	3-0	4	31	7.8	0	18	10.3
Kayaune Ross	3-3	3	22	7.3	0	8	7.3
Benny Snell	3-3	3	18	6.0	0	13	6.0
Justin Rigg	3-0	1	6	6.0	0	6	2.0
Isaiah Epps	3-0	1	6	6.0	0	6	2.0
Clevan Thomas Jr.	2-0	1	4	4.0	0	4	2.0
Greg Hart	3-1	1	3	3.0	0	3	1.0
Total	3	43	574	13.3	2	59	191.3
Opponents	3	77	869	11.3	5	68	289.7

Field Goals	fg	pct.	01-19	20-29	30-39	40-49	50-99	lg	blk
A. MacGinnis	6-7	85.7	0-0	2-2	2-2	2-3	0-0	44	0

Scoring	td	fg	kick	PAT rush	rcv	pass	dxp	saf	pts
A. MacGinnis	3	6-7	8-8	-	-	-	-	-	26
Benny Snell	3	-	-	-	-	-	-	-	18
Stephen Johnson	2	-	-	-	-	-	-	-	12
C.J. Conrad	2	-	-	-	-	-	-	-	12
Denzil Ware	1	-	-	-	-	-	-	-	6
Total	8	6-7	8-8	-	-	-	-	-	74
Opponents	6	2-5	4-6	-	-	-	-	-	46

Score by Quarters	1st	2nd	3rd	4th	OT	Total
Kentucky	10	28	20	16	0	74
Opponents	13	9	10	14	0	46

Team Statistics	UK	OPP
FIRST DOWNS	54	50
Rushing	21	15
Passing	26	32
Penalty	7	3
RUSHING YARDAGE	469	171
Rushing Attempts	121	78
Average Per Rush	3.9	2.2
Average Per Game	156.3	57.0
TDs Rushing	5	1
PASSING YARDAGE	574	869
Comp-Att-Int	43-70-1	77-120-3
Average Per Pass	8.2	7.2
Average Per Catch	13.3	11.3
Average Per Game	191.3	289.7
TDs Passing	2	5
TOTAL OFFENSE	1043	1040
Average Per Play	5.5	5.3
Average Per Game	347.7	346.7
KICK RETURNS: #-Yards	7-167	12-229
PUNT RETURNS: #-Yards	1--1	4-20
INT RETURNS: #-Yards	3-4	1-17
FUMBLES-LOST	2-2	5-4
PENALTIES-Yards	18-130	26-204
PUNTS-AVG	17-41.8	14-38.1
TIME OF POSSESSION/Game	32:26	27:34
3RD-DOWN Conversions	18/42	13/43
4TH-DOWN Conversions	0/1	4/8

Interceptions	no.	yds	avg	td	lg
Mike Edwards	2	1	0.5	0	1
Derrick Baity	1	3	3.0	0	3

Punting	no.	yds	avg	lg	tb	fc	i20	50+	blk
Matt Pantan	17	711	41.8	54	1	4	7	2	0

Punt Returns	no.	yds	avg	td	lg
Charles Walker	1	-1	-1.0	0	0
Total	1	-1	-1.0	0	0
Opponents	4	20	5.0	0	12

Kick Returns	no.	yds	avg	td	lg
Sihlem King	3	91	30.3	0	46
Lynn Bowden Jr.	3	67	22.3	0	30
Asim Rose	1	9	9.0	0	9
Total	7	167	23.9	0	46
Opponents	12	229	19.1	0	53

All Purpose	g	rush	rcv	pr	kr	ir	total	avg/g
Benny Snell	3	272	18	0	0	0	290	96.7
Sihlem King	3	88	31	0	91	0	210	70.0
C.J. Conrad	3	0	161	0	0	0	161	53.7
Stephen Johnson	3	132	0	0	0	0	132	44.0
Garrett Johnson	3	11	105	0	0	0	116	38.7
Total	3	469	574	-1	167	4	1213	404.3
Opponents	3	171	869	20	229	17	1306	435.3

Total Offense	g	plays	rush	pass	total	avg/g
Stephen Johnson	3	85	132	569	701	233.7
Benny Snell	3	72	272	0	272	90.7
Sihlem King	3	19	88	0	88	29.3
Garrett Johnson	3	1	11	0	11	3.7
Lynn Bowden Jr.	3	3	10	0	10	3.3
Total	3	191	469	574	1043	347.7
Opponents	3	198	171	869	1040	346.7

#	Defensive Leaders	gp-gs	ua	a	tot	tfl/yds	Sacks no-yds	Pass defense int-yds brup	qbh	Fumbles rcv-yds	ff	blkd kick	saf
25	Darius West	3-2	15	9	24	1.5-6					1		
51	Courtney Love	3-3	7	16	23	1.0-1				1-0			
8	Derrick Baity	3-3	13	7	20	0.5-1		1-3		1-0			
41	Josh Allen	3-3	9	6	15	4.0-27	3.0-25		1		1		
34	Jordan Jones	2-1	6	7	13	0.5-2			1		1		
	Total	3	102	108	210	14-61	5-38	3-4	10	4	4-20	5	1
	Opponents	3	116	92	200	17-61	5-40	1-7	8	2	2-0		



The Automated ScoreBook
Kentucky Overall Defensive Statistics (as of Sep 18, 2017)
All games



#	Defensive Leaders	gp-gs	Tackles				Sacks no-yds	Pass defense			Fumbles		blkd	
			ua	a	tot	tfl/yds		int-yds	brup	qbh	rcv-yds	ff	kick	saf
25	Darius West	3-2	15	9	24	1.5-6	1	.	.
51	Courtney Love	3-3	7	16	23	1.0-1	.	.	1	.	1-0	.	.	.
8	Derrick Baity	3-3	13	7	20	0.5-1	.	1-3	.	.	1-0	.	.	.
41	Josh Allen	3-3	9	6	15	4.0-27	3.0-25	.	1	3	.	1	.	.
7E	Mike Edwards	3-3	5	8	13	.	.	2-1
34	Jordan Jones	2-1	6	7	13	0.5-2	.	.	1	1	.	1	.	.
6J	Lonnie Johnson Jr.	3-0	9	1	10	1.0-2	.	.	1	.	.	.	1	.
21	Chris Westry	3-3	4	6	10	.	.	.	1	.	.	1	.	.
5	Kendall Randolph	3-1	3	6	9
32	Eli Brown	3-2	4	4	8	1.0-1	.	.	1
9M	Adrian Middleton	3-3	2	5	7
77	Naquez Pringle	3-3	2	4	6	0.5-1
35	Denzil Ware	3-2	2	4	6	1.5-11	1.5-11	.	1	.	2-20	1	.	.
69	Matt Elam	3-0	2	3	5	1.0-4	.	.	1
9R	Davonte Robinson	3-1	4	1	5
47	Jordan Bonner	3-0	1	3	4
84	Charles Moushey	3-0	2	2	4
90	T.J. Carter	3-3	1	3	4	.	.	.	1
91	Calvin Taylor	2-0	1	3	4
3	Jordan Griffin	3-0	1	3	4	.	.	.	1
56	Kash Daniel	3-0	2	1	3
99	A. MacGinnis	3-0	2	.	2
9Q	Quinton Bohanna	2-0	.	2	2
4	Joshua Paschal	3-0	1	1	2	1.5-5	0.5-2
59	Kordell Looney	2-0	.	2	2
20	Kengera Daniel	3-0	2	.	2
68	Nick Haynes	3-3	1	.	1
16	Marcus Walker	3-0	1	.	1
3	Jamar Watson	3-0	.	1	1
Total		3	102	108	210	14-61	5-38	3-4	10	4	4-20	5	1	.
Opponents		3	110	96	206	17-64	5-40	1-17	8	2	2-0	1	.	.



The Automated ScoreBook
Kentucky Overall Individual Statistics (as of Sep 16, 2017)
All games



Rushing	gp-gs	att	gain	loss	net	avg	td	lg	avg/g
Benny Snell	3-3	71	279	7	272	3.8	3	25	90.7
Stephen Johnson	3-3	18	159	27	132	7.3	2	54	44.0
Sihiem King	3-0	19	94	6	88	4.6	0	26	29.3
Garrett Johnson	3-3	1	11	0	11	11.0	0	11	3.7
Lynn Bowden Jr.	3-0	3	10	0	10	3.3	0	6	3.3
Asim Rose	3-0	1	2	0	2	2.0	0	2	0.7
Drew Barker	1-0	2	0	15	-15	-7.5	0	0	-15.0
TEAM	3-0	6	0	31	-31	-5.2	0	0	-10.3
Total	3	121	555	86	469	3.9	5	54	156.3
Opponents	3	78	239	68	171	2.2	1	11	57.0

Passing	gp-gs	effic	comp-att-int	pct	yds	td	lg	avg/g
Stephen Johnson	3-3	140.89	42-67-1	62.7	569	2	59	189.7
Drew Barker	1-0	71.00	1-2-0	50.0	5	0	5	5.0
Benny Snell	3-3	0.00	0-1-0	0.0	0	0	0	0.0
Total	3	136.88	43-70-1	61.4	574	2	59	191.3
Opponents	3	133.75	77-120-3	64.2	869	5	68	289.7

Receiving	gp-gs	no.	yds	avg	td	lg	avg/g
Garrett Johnson	3-3	8	105	13.1	0	30	35.0
C.J. Conrad	3-3	7	161	23.0	2	59	53.7
Charles Walker	3-2	5	72	14.4	0	27	24.0
Tavin Richardson	3-0	5	44	8.8	0	17	14.7
Blake Bone	3-0	4	102	25.5	0	43	34.0
Sihiem King	3-0	4	31	7.8	0	18	10.3
Kayaune Ross	3-3	3	22	7.3	0	8	7.3
Benny Snell	3-3	3	18	6.0	0	13	6.0
Justin Rigg	3-0	1	6	6.0	0	6	2.0
Isaiah Epps	3-0	1	6	6.0	0	6	2.0
Clevan Thomas Jr.	2-0	1	4	4.0	0	4	2.0
Greg Hart	3-1	1	3	3.0	0	3	1.0
Total	3	43	574	13.3	2	59	191.3
Opponents	3	77	869	11.3	5	68	289.7

Punt Returns	no.	yds	avg	td	lg
Charles Walker	1	-1	-1.0	0	0
Total	1	-1	-1.0	0	0
Opponents	4	20	5.0	0	12

Interceptions	no.	yds	avg	td	lg
Mike Edwards	2	1	0.5	0	1
Derrick Baity	1	3	3.0	0	3
Total	3	4	1.3	0	3
Opponents	1	17	17.0	0	17

Kick Returns	no.	yds	avg	td	lg
Sihiem King	3	91	30.3	0	46
Lynn Bowden Jr.	3	67	22.3	0	30
Asim Rose	1	9	9.0	0	9
Total	7	167	23.9	0	46
Opponents	12	229	19.1	0	53

Fumble Returns	no.	yds	avg	td	lg
Denzil Ware	1	20	20.0	1	20
Total	1	20	20.0	1	20
Opponents	0	0	0.0	0	0



The Automated ScoreBook
Kentucky Overall Individual Statistics (as of Sep 16, 2017)
All games



Scoring			PAT						
	td	fg	kick	rush	rcv	pass	dxp	saf	pts
A. MacGinnis	-	6-7	8-8	-	-	-	-	-	26
Benny Snell	3	-	-	-	-	-	-	-	18
Stephen Johnson	2	-	-	-	-	-	-	-	12
C.J. Conrad	2	-	-	-	-	-	-	-	12
Denzil Ware	1	-	-	-	-	-	-	-	6
Total	8	6-7	8-8	-	-	-	-	-	74
Opponents	6	2-5	4-6	-	-	-	-	-	46

Total Offense	g	plays	rush	pass	total	avg/g
Stephen Johnson	3	85	132	569	701	233.7
Benny Snell	3	72	272	0	272	90.7
Sihiem King	3	19	88	0	88	29.3
Garrett Johnson	3	1	11	0	11	3.7
Lynn Bowden Jr.	3	3	10	0	10	3.3
Asim Rose	3	1	2	0	2	0.7
Drew Barker	1	4	-15	5	-10	-10.0
TEAM	3	6	-31	0	-31	-10.3
Total	3	191	469	574	1043	347.7
Opponents	3	198	171	869	1040	346.7

Field Goals	fg	pct.	01-19	20-29	30-39	40-49	50-99	lg	blk
A. MacGinnis	6-7	85.7	0-0	2-2	2-2	2-3	0-0	44	0

FG Sequence	Kentucky	Opponents
Southern Miss	(41)	(22)
Eastern Kentucky	(39),48,(39)	(31)
South Carolina	(27),(44),(21)	52,54,42

Numbers in (parentheses) indicate field goal was made.

Punting	no.	yds	avg	lg	tb	fc	i20	50+	blk
Matt Panton	17	711	41.8	54	1	4	7	2	0
Total	17	711	41.8	54	1	4	7	2	0
Opponents	14	534	38.1	55	1	7	3	3	0

Kickoffs	no.	yds	avg	tb	ob	retn	net	ydln
A. MacGinnis	17	961	56.5	4	0			
Total	17	961	56.5	4	0	19.1	37.2	27
Opponents	11	673	61.2	4	0	23.9	36.9	28



The Automated ScoreBook
Kentucky Overall Individual Statistics (as of Sep 16, 2017)
All games



All Purpose	g	rush	rcv	pr	kr	ir	total	avg/g
Benny Snell	3	272	18	0	0	0	290	96.7
Sihiem King	3	88	31	0	91	0	210	70.0
C.J. Conrad	3	0	161	0	0	0	161	53.7
Stephen Johnso	3	132	0	0	0	0	132	44.0
Garrett Johnson	3	11	105	0	0	0	116	38.7
Blake Bone	3	0	102	0	0	0	102	34.0
Lynn Bowden Jr.	3	10	0	0	67	0	77	25.7
Charles Walker	3	0	72	-1	0	0	71	23.7
Tavin Richardso	3	0	44	0	0	0	44	14.7
Kayaune Ross	3	0	22	0	0	0	22	7.3
Asim Rose	3	2	0	0	9	0	11	3.7
Justin Rigg	3	0	6	0	0	0	6	2.0
Isaiah Epps	3	0	6	0	0	0	6	2.0
Clevan Thomas	2	0	4	0	0	0	4	2.0
Greg Hart	3	0	3	0	0	0	3	1.0
Derrick Baity	3	0	0	0	0	3	3	1.0
Mike Edwards	3	0	0	0	0	1	1	0.3
Drew Barker	1	-15	0	0	0	0	-15	-15.0
TEAM	3	-31	0	0	0	0	-31	-10.3
Total	3	469	574	-1	167	4	1213	404.3
Opponents	3	171	869	20	229	17	1306	435.3



The Automated ScoreBook

Kentucky Team Game-by-Game (as of Sep 16, 2017)

All games



TEAM STATISTICS

Date	Opponent	Rushing				Receiving				Passing				Kick Returns				Punt Returns				tot off
		no.	yds	td	lg	no.	yds	td	lg	cmp-att-int	yds	td	lg	no.	yds	td	lg	no.	yds	td	lg	
Sept 2	at Southern Miss	35	78	1	10	11	176	1	59	11-20-0	176	1	59	3	78	0	46	0	0	0	0	254
Sep 09	EASTERN KENTUCKY	39	207	2	26	16	229	1	43	16-24-0	229	1	43	3	73	0	30	1	-1	0	0	436
Sep 16	at South Carolina	47	184	2	54	16	169	0	20	16-26-1	169	0	20	1	16	0	16	0	0	0	0	353
Opponents		121	469	5	54	43	574	2	59	43-70-1	574	2	59	7	167	0	46	1	-1	0	0	1043
		78	171	1	11	77	869	5	68	77-120-3	869	5	68	12	229	0	53	4	20	0	12	1040

Games: 3 • Avg/rush: 3.9 • Avg/catch: 13.3 • Pass effic: 136.88 • KR avg: 23.9 • PR avg: -1.0 • All purpose avg/game: 404.3 • Total offense avg/gm: 347.7

Date	Opponent	Tackles				Sacks no-yds	Fumble		Pass Defense			blkd kick	PAT Attempts			off		
		ua	a	total	tfl-yds		ff	fr-yds	int-yds	qbh	brup		kick	rush	rcv	saf	t/o	pts
Sept 2	at Southern Miss	35	42	77	8.0-34	2.0-17	4	3-20	0-0	2	2	0	3-3	0	0	0	14	24
Sep 09	EASTERN KENTUCKY	34	32	66	3.0-20	1.0-15	1	1-0	1-0	1	3	1	3-3	0	0	0	3	27
Sep 16	at South Carolina	33	34	67	3.0-7	2.0-6	0	0-0	2-4	1	5	0	2-2	0	0	0	0	23
Opponents		102	108	210	14.0-61	5.0-38	5	4-20	3-4	4	10	1	8-8	0	0	0	17	74
		110	96	206	17.0-64	5.0-40	1	2-0	1-17	2	8	0	4-6	0	0	0	0	46

		Punting									Field Goals			Kickoffs				
Date	Opponent	no.	yds	avg	long	blkd	tb	fc	50+	i20	md-att	long	blkd	no.	yds	avg	tb	ob
Sept 2	at Southern Miss	9	378	42.0	50	0	1	3	1	5	1-1	41	0	5	322	64.4	3	0
Sep 09	EASTERN KENTUCKY	4	155	38.8	47	0	0	0	0	1	2-3	39	0	6	352	58.7	1	0
Sep 16	at South Carolina	4	178	44.5	54	0	0	1	1	1	3-3	44	0	6	287	47.8	0	0
		17	711	41.8	54	0	1	4	2	7	6-7	44	0	17	961	56.5	4	0
Opponents		14	534	38.1	55	0	1	7	3	3	2-5	31	0	11	673	61.2	4	0



The Automated ScoreBook

Kentucky Opponent Game-by-Game (as of Sep 16, 2017)

All games



OPPONENT STATISTICS

Date	Opponent	Rushing				Receiving				Passing				Kick Returns				Punt Returns				tot off
		no.	yds	td	lg	no.	yds	td	lg	cmp-att-int	yds	td	lg	no.	yds	td	lg	no.	yds	td	lg	
Sept 2	at Southern Miss	38	55	0	10	22	309	2	47	22-40-0	309	2	47	2	35	0	25	1	7	0	7	364
Sep 09	EASTERN KENTUCKY	20	62	1	11	31	256	1	24	31-43-1	256	1	24	4	141	0	53	1	-1	0	0	318
Sep 16	at South Carolina	20	54	0	11	24	304	2	68	24-37-2	304	2	68	6	53	0	21	2	14	0	12	358
		78	171	1	11	77	869	5	68	77-120-3	869	5	68	12	229	0	53	4	20	0	12	1040
Kentucky		121	469	5	54	43	574	2	59	43-70-1	574	2	59	7	167	0	46	1	-1	0	0	1043

Games: 3 • Avg/rush: 2.2 • Avg/catch: 11.3 • Pass effic: 133.75 • KR avg: 19.1 • PR avg: 5.0 • All purpose avg/game: 435.3 • Total offense avg/gm: 346.7

Date	Opponent	Tackles				Sacks no-yds	Fumble		Pass Defense			blkd kick	PAT Attempts			off		
		ua	a	total	tfl-yds		ff	fr-yds	int-yds	qbh	brup		kick	rush	rcv	saf	t/o	pts
Sept 2	at Southern Miss	29	30	59	5.0-13	1.0-8	1	1-0	0-0	0	3	0	2-2	0	0	0	0	17
Sep 09	EASTERN KENTUCKY	37	36	73	8.0-33	3.0-20	0	0-0	0-0	0	4	0	1-2	0	0	0	0	16
Sep 16	at South Carolina	44	30	74	4.0-18	1.0-12	0	1-0	1-17	2	1	0	1-2	0	0	0	0	13
		110	96	206	17.0-64	5.0-40	1	2-0	1-17	2	8	0	4-6	0	0	0	0	46
Kentucky		102	108	210	14.0-61	5.0-38	5	4-20	3-4	4	10	1	8-8	0	0	0	17	74

		Punting									Field Goals			Kickoffs				
Date	Opponent	no.	yds	avg	long	blkd	tb	fc	50+	i20	md-att	long	blkd	no.	yds	avg	tb	ob
Sept 2	at Southern Miss	6	207	34.5	44	0	0	3	0	1	1-1	22	0	4	234	58.5	1	0
Sep 09	EASTERN KENTUCKY	5	205	41.0	55	0	1	2	2	1	1-1	31	0	4	248	62.0	1	0
Sep 16	at South Carolina	3	122	40.7	53	0	0	2	1	1	0-3	0	0	3	191	63.7	2	0
		14	534	38.1	55	0	1	7	3	3	2-5	31	0	11	673	61.2	4	0
Kentucky		17	711	41.8	54	0	1	4	2	7	6-7	44	0	17	961	56.5	4	0



The Automated ScoreBook
Kentucky Team Game-by-Game Comparison (as of Sep 16, 2017)
All games



Opponent	Score	First Downs				Rushing Number-Yards	Passing		Total Offense Plays-Yards	Return Yards	Turn- Overs
		Total	Rush	Pass	Pen		Comp-Att-Int	Yards			
Southern Miss	24 - 17	12 / 19	5 / 7	5 / 10	2 / 2	35-78 / 38-55	11-20-0 / 22-40-0	176 / 309	55-254 / 78-364	98 / 42	1 / 3
EASTERN KENTUCKY	27 - 16	22 / 17	9 / 5	10 / 11	3 / 1	39-207 / 20-62	16-24-0 / 31-43-1	229 / 256	63-436 / 63-318	72 / 140	0 / 2
South Carolina	23 - 13	20 / 14	7 / 3	11 / 11	2 / 0	47-184 / 20-54	16-26-1 / 24-37-2	169 / 304	73-353 / 57-358	20 / 84	2 / 2
Totals	74 - 46	54 / 50	21 / 15	26 / 32	7 / 3	121-469 / 78-171	43-70-1 / 77-120-3	574 / 869	191-1043 / 198-1040	190 / 266	3 / 7

Opponent	3rd Down Conversions	4th Down Conversions	Time of Possession	TOP Margin	Avg Yds/Rush	Avg Yds/Pass	Avg Yds/Play	Punting Number-Avg	Penalties Number-Yards	Sacks
Southern Miss	3-13 / 4-17	0-0 / 2-4	29:01 / 30:59	-1:58	2.2 / 1.4	8.8 / 7.7	4.6 / 4.7	9-42.0 / 6-34.5	8-60 / 8-69	2 / 1
EASTERN KENTUCKY	6-13 / 6-14	0-1 / 1-1	31:28 / 28:32	2:56	5.3 / 3.1	9.5 / 6.0	6.9 / 5.0	4-38.8 / 5-41.0	6-60 / 11-90	1 / 3
South Carolina	9-16 / 3-12	0-0 / 1-3	36:49 / 23:11	13:38	3.9 / 2.7	6.5 / 8.2	4.8 / 6.3	4-44.5 / 3-40.7	4-10 / 7-45	2 / 1
Totals	18-42 / 13-43	0-1 / 4-8	97:18 / 82:42	14:36	3.9 / 2.2	8.2 / 7.2	5.5 / 5.3	17-41.8 / 14-38.1	18-130 / 26-204	5 / 5

Note: Game totals are displayed in the format TEAM/OPPONENT for each category



The Automated ScoreBook
Kentucky Game Superlatives (as of Sep 16, 2017)
All games



INDIVIDUAL GAME HIGHS

Rushes	32	Benny Snell at South Carolina (Sep 16, 2017)
Yards Rushing	103	Benny Snell vs Eastern Kentucky (Sep 09, 2017)
TD Rushes	2	Benny Snell at South Carolina (Sep 16, 2017)
Long Rush	54	Stephen Johnson at South Carolina (Sep 16, 2017)
Pass attempts	25	Stephen Johnson at South Carolina (Sep 16, 2017)
Pass completions	16	Stephen Johnson at South Carolina (Sep 16, 2017)
Yards Passing	224	Stephen Johnson vs Eastern Kentucky (Sep 09, 2017)
TD Passes	1	Stephen Johnson at Southern Miss (Sept 2, 2017)
	1	Stephen Johnson vs Eastern Kentucky (Sep 09, 2017)
Long Pass	59	Stephen Johnson at Southern Miss (Sept 2, 2017)
Receptions	4	Garrett Johnson at South Carolina (Sep 16, 2017)
Yards Receiving	97	C.J. Conrad at Southern Miss (Sept 2, 2017)
TD Receptions	1	C.J. Conrad at Southern Miss (Sept 2, 2017)
	1	C.J. Conrad vs Eastern Kentucky (Sep 09, 2017)
Long Reception	59	C.J. Conrad at Southern Miss (Sept 2, 2017)
Field Goals	3	A. MacGinnis at South Carolina (Sep 16, 2017)
Long Field Goal	44	A. MacGinnis at South Carolina (Sep 16, 2017)
Punts	9	Matt Panton at Southern Miss (Sept 2, 2017)
Punting Avg	44.5	Matt Panton at South Carolina (Sep 16, 2017)
Long Punt	54	Matt Panton at South Carolina (Sep 16, 2017)
Punts inside 20	5	Matt Panton at Southern Miss (Sept 2, 2017)
Long Kickoff Return	46	Sihiem King at Southern Miss (Sept 2, 2017)
Tackles	11	Darius West vs Eastern Kentucky (Sep 09, 2017)
Sacks	1.0	Denzil Ware at Southern Miss (Sept 2, 2017)
	1.0	Josh Allen at Southern Miss (Sept 2, 2017)
	1.0	Josh Allen vs Eastern Kentucky (Sep 09, 2017)
	1.0	Josh Allen at South Carolina (Sep 16, 2017)
Tackles For Loss	2.0	Josh Allen at Southern Miss (Sept 2, 2017)
Interceptions	1	Mike Edwards vs Eastern Kentucky (Sep 09, 2017)
	1	Mike Edwards at South Carolina (Sep 16, 2017)
	1	Derrick Baity at South Carolina (Sep 16, 2017)



The Automated ScoreBook
Kentucky Game Superlatives (as of Sep 16, 2017)
All games



TEAM GAME HIGHS

Rushes	47	at South Carolina (Sep 16, 2017)
Yards Rushing	207	vs Eastern Kentucky (Sep 09, 2017)
Yards Per Rush	5.3	vs Eastern Kentucky (Sep 09, 2017)
TD Rushes	2	vs Eastern Kentucky (Sep 09, 2017)
	2	at South Carolina (Sep 16, 2017)
Pass attempts	26	at South Carolina (Sep 16, 2017)
Pass completions	16	vs Eastern Kentucky (Sep 09, 2017)
	16	at South Carolina (Sep 16, 2017)
Yards Passing	229	vs Eastern Kentucky (Sep 09, 2017)
Yards Per Pass	9.5	vs Eastern Kentucky (Sep 09, 2017)
TD Passes	1	at Southern Miss (Sept 2, 2017)
	1	vs Eastern Kentucky (Sep 09, 2017)
Total Plays	73	at South Carolina (Sep 16, 2017)
Total Offense	436	vs Eastern Kentucky (Sep 09, 2017)
Yards Per Play	6.9	vs Eastern Kentucky (Sep 09, 2017)
Points	27	vs Eastern Kentucky (Sep 09, 2017)
Sacks By	2	at Southern Miss (Sept 2, 2017)
	2	at South Carolina (Sep 16, 2017)
First Downs	22	vs Eastern Kentucky (Sep 09, 2017)
Penalties	8	at Southern Miss (Sept 2, 2017)
Penalty Yards	60	at Southern Miss (Sept 2, 2017)
	60	vs Eastern Kentucky (Sep 09, 2017)
Turnovers	2	at South Carolina (Sep 16, 2017)
Interceptions By	2	at South Carolina (Sep 16, 2017)
Punts	9	at Southern Miss (Sept 2, 2017)
Punting Avg	44.5	at South Carolina (Sep 16, 2017)
Long Punt	54	at South Carolina (Sep 16, 2017)
Punts inside 20	5	at Southern Miss (Sept 2, 2017)



The Automated ScoreBook
Kentucky Game Superlatives (as of Sep 16, 2017)
All games



OPPONENT INDIVIDUAL GAME HIGHS

Rushes	16	SMITH, Ito, at Southern Miss (Sept 2, 2017)
Yards Rushing	40	SCOTT, LJ, vs Eastern Kentucky (Sep 09, 2017)
TD Rushes	1	SCOTT, LJ, vs Eastern Kentucky (Sep 09, 2017)
Long Rush	11	SCOTT, LJ, vs Eastern Kentucky (Sep 09, 2017)
	11	Jake Bentley, at South Carolina (Sep 16, 2017)
Pass attempts	36	Jake Bentley, at South Carolina (Sep 16, 2017)
Pass completions	24	BOYLE, Tim, vs Eastern Kentucky (Sep 09, 2017)
	24	Jake Bentley, at South Carolina (Sep 16, 2017)
Yards Passing	304	Jake Bentley, at South Carolina (Sep 16, 2017)
TD Passes	2	GRIGGS, Kwadra, at Southern Miss (Sept 2, 2017)
	2	Jake Bentley, at South Carolina (Sep 16, 2017)
Long Pass	68	Jake Bentley, at South Carolina (Sep 16, 2017)
Receptions	10	MARKUSH, Ryan, vs Eastern Kentucky (Sep 09, 2017)
Yards Receiving	122	Deebo Samuel, at South Carolina (Sep 16, 2017)
TD Receptions	2	ROBERTSON, K., at Southern Miss (Sept 2, 2017)
Long Reception	68	Deebo Samuel, at South Carolina (Sep 16, 2017)
Field Goals	1	SHAUNFIELD, P., at Southern Miss (Sept 2, 2017)
	1	WILLIAMS, Lucas, vs Eastern Kentucky (Sep 09, 2017)
Long Field Goal	31	WILLIAMS, Lucas, vs Eastern Kentucky (Sep 09, 2017)
Punts	5	WRZUSZCZAK, K., vs Eastern Kentucky (Sep 09, 2017)
Punting Avg	41.0	WRZUSZCZAK, K., vs Eastern Kentucky (Sep 09, 2017)
Long Punt	55	WRZUSZCZAK, K., vs Eastern Kentucky (Sep 09, 2017)
Punts inside 20	1	EVERETT, Zac, at Southern Miss (Sept 2, 2017)
	1	WRZUSZCZAK, K., vs Eastern Kentucky (Sep 09, 2017)
	1	Joseph Charlton, at South Carolina (Sep 16, 2017)
Long Punt Return	12	Chris Lammons, at South Carolina (Sep 16, 2017)
Long Kickoff Return	53	SCOTT, LJ, vs Eastern Kentucky (Sep 09, 2017)
Tackles	15	GRACE, Kobie, vs Eastern Kentucky (Sep 09, 2017)
Sacks	1.5	JEAN LOUIS, L., vs Eastern Kentucky (Sep 09, 2017)
	1.5	CANADY, Jeffrey, vs Eastern Kentucky (Sep 09, 2017)
Tackles For Loss	2.5	JEAN LOUIS, L., vs Eastern Kentucky (Sep 09, 2017)
Interceptions	1	Skai Moore, at South Carolina (Sep 16, 2017)



The Automated ScoreBook
Kentucky Game Superlatives (as of Sep 16, 2017)
All games



OPPONENT TEAM GAME HIGHS

Rushes	38	at Southern Miss (Sept 2, 2017)
Yards Rushing	62	vs Eastern Kentucky (Sep 09, 2017)
Yards Per Rush	3.1	vs Eastern Kentucky (Sep 09, 2017)
TD Rushes	1	vs Eastern Kentucky (Sep 09, 2017)
Pass attempts	43	vs Eastern Kentucky (Sep 09, 2017)
Pass completions	31	vs Eastern Kentucky (Sep 09, 2017)
Yards Passing	309	at Southern Miss (Sept 2, 2017)
Yards Per Pass	8.2	at South Carolina (Sep 16, 2017)
TD Passes	2	at Southern Miss (Sept 2, 2017)
	2	at South Carolina (Sep 16, 2017)
Total Plays	78	at Southern Miss (Sept 2, 2017)
Total Offense	364	at Southern Miss (Sept 2, 2017)
Yards Per Play	6.3	at South Carolina (Sep 16, 2017)
Points	17	at Southern Miss (Sept 2, 2017)
Sacks By	3	vs Eastern Kentucky (Sep 09, 2017)
First Downs	19	at Southern Miss (Sept 2, 2017)
Penalties	11	vs Eastern Kentucky (Sep 09, 2017)
Penalty Yards	90	vs Eastern Kentucky (Sep 09, 2017)
Turnovers	3	at Southern Miss (Sept 2, 2017)
Interceptions By	1	at South Carolina (Sep 16, 2017)
Punts	6	at Southern Miss (Sept 2, 2017)
Punting Avg	41.0	vs Eastern Kentucky (Sep 09, 2017)
Long Punt	55	vs Eastern Kentucky (Sep 09, 2017)
Punts inside 20	1	at Southern Miss (Sept 2, 2017)
	1	vs Eastern Kentucky (Sep 09, 2017)
	1	at South Carolina (Sep 16, 2017)
Long Punt Return	12	at South Carolina (Sep 16, 2017)